

# PLAYERS



#93  
ERIC BANKS

DEFENSIVE LINEMAN

HT: 6-5 WT: 274

DOB: 1/30/1998

NFL: 2ND YEAR

ACQ: FA, 2024

COLLEGE: TEXAS-SAN ANTONIO

**TRANSACTIONS:**

- X Originally signed as an undrafted free agent by the Los Angeles Rams on April 30, 2020. Released by the Rams on Oct. 10, 2020. Signed to the Rams practice squad on Oct. 17, 2020.
- X Signed a future contract with the Rams for the 2021 season on Jan. 18, 2021. Released by the Rams on Aug. 31, 2021.
- X Acquired via waivers by the Los Angeles Chargers on Sept. 1, 2021. Released by the Chargers on Sept. 30, 2021.
- X Acquired via waivers by Detroit on Oct. 1, 2021. Released by the Lions on Oct. 28, 2021. Signed to the Lions practice squad on Oct. 20, 2021.
- X Signed a future contract with the Lions for the 2022 season on Jan. 10, 2022. Released by the Lions on Sept. 5, 2022.
- X Signed to Arizona's practice squad on Nov. 2, 2022. Released by the Cardinals on Nov. 10, 2023.
- X Signed by the Buccaneers on Jan. 30, 2024.

**CAREER HIGHLIGHTS:**

- X Has appeared in six career games between the Los Angeles Chargers (three games) and the Arizona Cardinals (three games), amassing four career tackles.

**2023 HIGHLIGHTS:**

- X Was elevated from Arizona's practice squad for their Week 2 game against

the New York Giants, finishing with one tackle.

- X Was elevated from Arizona's practice squad for their Week 4 game at the San Francisco 49ers, recording one tackle.

**COLLEGE:**

- X Appeared in 48 games (2016-19) across four seasons at the University of Texas-San Antonio, the most in program history.
- X Finished his collegiate career with 81 tackles (20.5 for loss), 7.5 sacks, five forced fumbles, three passes defended and one fumble recovery.
- X Started in all 12 games as a senior and recorded 23 tackles (3.5 for loss), 3.0 sacks, three quarterback hurries, two passes defended, one forced fumble and a fumble recovery.
- X As a junior in 2018, earned an All-Conference USA honorable mention recognition after playing in all 12 games (three starts) and logging 22 tackles (five for loss) and 1.0 sack.

**PERSONAL:**

- X Attended Memphis East (TN) High School, where he played quarterback and defensive line.
- X As a senior quarterback, he led his team to a 12-win season and the Tennessee District 8-4A Championship.
- X Played high school basketball and played on a team coached by Penny Hardaway.

**BANKS' CAREER STATISTICS**

| Year              | Team          | GP       | GS       | Tackles  |          |          | Sk         | Yds        | INT      |          |          |          | Fumbles  |          |          | ST       |          |          |          |
|-------------------|---------------|----------|----------|----------|----------|----------|------------|------------|----------|----------|----------|----------|----------|----------|----------|----------|----------|----------|----------|
|                   |               |          |          | T        | S        | A        |            |            | No       | Yds      | Lg       | TD       | PD       | FF       | FR       | Yds      | T        | S        | A        |
| 2021              | L.A. Chargers | 3        | 0        | 1        | 0        | 1        | 0.0        | 0.0        | 0        | 0        | 0        | 0        | 0        | 0        | 0        | 0        | 0        | 0        | 0        |
| 2022              | Arizona       | 1        | 0        | 1        | 0        | 1        | 0.0        | 0.0        | 0        | 0        | 0        | 0        | 0        | 0        | 0        | 0        | 0        | 0        | 0        |
| 2023              | Arizona       | 2        | 0        | 2        | 2        | 0        | 0.0        | 0.0        | 0        | 0        | 0        | 0        | 0        | 0        | 0        | 0        | 0        | 0        | 0        |
| <b>NFL Totals</b> |               | <b>6</b> | <b>0</b> | <b>4</b> | <b>2</b> | <b>2</b> | <b>0.0</b> | <b>0.0</b> | <b>0</b> | <b>0</b> | <b>0</b> | <b>0</b> | <b>0</b> | <b>0</b> | <b>0</b> | <b>0</b> | <b>0</b> | <b>0</b> | <b>0</b> |

# #68

## BEN BREDESON

### GUARD

HT: 6-5 WT: 315

DOB: 2/20/98

NFL: 5TH YEAR

ACQ: UFA (NYG), 2024

COLLEGE: MICHIGAN



### TRANSACTIONS:

- X Originally entered the NFL as a fourth-round draft pick (143rd overall) by the Baltimore Ravens in the 2020 NFL Draft.
- X Was traded by the Ravens to the New York Giants on Aug. 31, 2021.
- X Signed by the Tampa Bay Buccaneers as an unrestricted free agent on March 15, 2024.

### CAREER HIGHLIGHTS:

- X Has appeared in 45 career games, making 25 starts, between the Baltimore Ravens (10 games) and the New York Giants (35 games).
- X From 2020-23, recorded 13 starts at left guard, four starts at center, and eight starts at right guard.
- X From 2020-23, logged one snap at left tackle, 972 snaps at left guard, 376 snaps at center, and 487 snaps at right guard.
- X Made his first career start in Week 3 of the 2021 season against the Atlanta Falcons (9/26/21).
- X Made his NFL debut in Week 4 of the 2020 season (10/4/2020).

### 2023 HIGHLIGHTS:

- X Started 16 games for the New York Giants, including four starts at left guard, four starts at center, and eight starts at right guard.

### COLLEGE:

- X Appeared in 51 career games with 46 starts at left guard the University of Michigan (2016-19).
- X Was twice voted a team captain by his teammates (2018-19).
- X As a senior in 2019, named second-team All-America by the Walter Camp Football Foundation, third-team All-America by the AP and first-team All-Big Ten by coaches and media.
- X Was named second-team All-Big Ten by coaches and media in 2017-18 and academic All-Big Ten in 2017.

### PERSONAL:

- X Majored in Psychology.
- X His father played football at Illinois, and his older brother, Jack, spent four years on the University of Michigan baseball team.
- X Attended Arrowhead High School (Hartland, Wis.). Helped them win the WIAA Division I state championships in 2012 and 2013.
- X In 2015, was named Wisconsin's Gatorade Player of the Year, was first-team USA Today All-American and first-team MaxPreps All-America.

## BREDESON'S CAREER STATISTICS

**Games/Starts:** BAL: 2020: 10/0; NYG: 2021: 8/1; 2022: 11/8 (P:2/0); 2023: 16/16

**Career Totals:** 45/25 (P: 2/0)

# #52

## K.J. BRITT

LINEBACKER

HT: 6-0 WT: 243

DOB: 6/4/99

NFL: 4TH YEAR

ACQ: D5, 2021

COLLEGE: AUBURN

### ACQUIRED BY BUCS:

- X Selected in the fifth round (176th overall) of the 2021 NFL Draft by the Buccaneers.

### CAREER HIGHLIGHTS:

- X Has appeared in 45 games for the Buccaneers, making four starts and logging 33 tackles (two for loss), two passes defended and one quarterback hit. In addition, has contributed 21 career special teams tackles.
- X Has appeared in five career postseason games, making two starts and compiling 16 tackles (one for loss), one pass defended, and one special teams tackle.

### 2023 HIGHLIGHTS:

- X Appeared on special teams and in a reserve capacity on defense in the Week 1 victory at Minnesota. Was tied for the team lead with 23 special teams snaps.
- X Logged a team-high-tying 20 special teams snaps in the Week 2 victory over Chicago.
- X In Week 3 vs. Philadelphia, recorded a team-high-tying 19 special teams snaps and finished with one special teams tackle. Also appeared in a reserve capacity on defense, logging four snaps.
- X Recorded a team-high-tying 21 special teams snaps in the Week 4 victory at New Orleans and finished with a then-career-high-tying two special teams tackles.
- X In Week 6 vs. Detroit, played a team-high-tying 21 special teams snaps, finishing with a team-high and then-career-high three special teams tackles.
- X Logged a team-high-tying 18 special teams snaps in Week 7 vs. Atlanta.
- X In Week 8 at Buffalo, played a team-high-tying 21 special teams snaps and finished with one special teams tackle.



- X Appeared on special teams and in a reserve capacity on defense in Week 9 at Houston, playing 26 special teams snaps.
- X In the Week 10 victory over Tennessee, appeared on special teams and in a reserve capacity on defense, logging a team-high-tying 19 special teams snaps.
- X Played a team-high-tying 20 special teams snaps in Week 11 at San Francisco, finishing with one special teams tackle.
- X In Week 12 at Indianapolis, appeared on special teams and in a reserve capacity on defense. Played a team-high-tying 23 special teams snaps.
- X Started at linebacker in Week 13 vs. Carolina, playing seven defensive snaps and finishing with two tackles before leaving with injury.
- X Started at linebacker in the Week 14 victory over Atlanta, logging a then-career-high eight tackles and one pass defended.
- X According to Pro Football Focus, was Tampa Bay's highest-graded player in the



FRONT OFFICE

VETERANS

2023 REVIEW

HISTORY

RECORDS

SIDELINES



Week 14 victory over Atlanta, earning a 79.5 grade.

- X Started in the Week 15 victory at Green Bay, playing 55-of-60 defensive snaps and finishing with six tackles (one for loss).
- X In the Week 16 victory over Jacksonville, started at linebacker and finished with one tackle.
- X Played 20-of-70 defensive snaps in Week 17 vs. New Orleans, finishing with two defensive tackles. Also added two special teams tackles.
- X Was inactive for Week 18 at Carolina.
- X In the Wild Card round victory over Philadelphia, started at linebacker and finished with three tackles and one pass defended. Contributed to a defense that produced Tampa Bay's largest yardage differential (+150) in club postseason history.
- X In the Divisional round contest against Detroit, started at linebacker and recorded a then-career-high 12 tackles (one for loss). His 12 tackles were good for the second-most on the team.

### COLLEGE/PERSONAL:

- X Appeared in 42 games across four seasons (2017-20) at Auburn University, totaling 119 tackles (13 for loss), 2.5 sacks, two passes defended and one forced fumble.
- X Was voted a team captain prior to his senior season at Auburn.
- X Was named First Team All-SEC in 2019 after recording 69 tackles (10 for loss), 2.5 sacks, one pass defended and one forced fumble.
- X Attended Oxford High School (Oxford, Ala.)



## BRITT'S GAME-BY-GAME STATISTICS

| 2023              |      | TACKLES   |          |          |          |            |            |          | INTERCEPTIONS |          |          |          |          | FUMBLES  |          |          | ST TACKLES |          |          |          |
|-------------------|------|-----------|----------|----------|----------|------------|------------|----------|---------------|----------|----------|----------|----------|----------|----------|----------|------------|----------|----------|----------|
| DATE              | OPP  | T         | S        | A        | TFL      | SK         | YDS        | QH       | NO            | YDS      | LG       | TD       | PD       | FF       | FR       | YDS      | T          | S        | A        |          |
| Sept. 10          | @MIN | 0         | 0        | 0        | 0        | 0.0        | 0.0        | 0        | 0             | 0        | 0        | 0        | 0        | 0        | 0        | 0        | 0          | 0        | 0        | 0        |
| Sept. 17          | CHI  | 0         | 0        | 0        | 0        | 0.0        | 0.0        | 0        | 0             | 0        | 0        | 0        | 0        | 0        | 0        | 0        | 0          | 0        | 0        | 0        |
| Sept. 25          | PHI  | 0         | 0        | 0        | 0        | 0.0        | 0.0        | 0        | 0             | 0        | 0        | 0        | 0        | 0        | 0        | 0        | 1          | 1        | 0        | 0        |
| Oct. 1            | @NO  | 0         | 0        | 0        | 0        | 0.0        | 0.0        | 0        | 0             | 0        | 0        | 0        | 0        | 0        | 0        | 0        | 2          | 2        | 0        | 0        |
| Oct. 15           | DET  | 0         | 0        | 0        | 0        | 0.0        | 0.0        | 0        | 0             | 0        | 0        | 0        | 0        | 0        | 0        | 0        | 3          | 3        | 0        | 0        |
| Oct. 22           | ATL  | 0         | 0        | 0        | 0        | 0.0        | 0.0        | 0        | 0             | 0        | 0        | 0        | 0        | 0        | 0        | 0        | 0          | 0        | 0        | 0        |
| Oct. 26           | @BUF | 0         | 0        | 0        | 0        | 0.0        | 0.0        | 0        | 0             | 0        | 0        | 0        | 0        | 0        | 0        | 0        | 1          | 0        | 0        | 1        |
| Nov. 5            | @HOU | 0         | 0        | 0        | 0        | 0.0        | 0.0        | 0        | 0             | 0        | 0        | 0        | 0        | 0        | 0        | 0        | 0          | 0        | 0        | 0        |
| Nov. 12           | TEN  | 0         | 0        | 0        | 0        | 0.0        | 0.0        | 0        | 0             | 0        | 0        | 0        | 0        | 0        | 0        | 0        | 0          | 0        | 0        | 0        |
| Nov. 19           | @SF  | 0         | 0        | 0        | 0        | 0.0        | 0.0        | 0        | 0             | 0        | 0        | 0        | 0        | 0        | 0        | 0        | 1          | 1        | 0        | 0        |
| Nov. 26           | @IND | 0         | 0        | 0        | 0        | 0.0        | 0.0        | 0        | 0             | 0        | 0        | 0        | 0        | 0        | 0        | 0        | 0          | 0        | 0        | 0        |
| Dec. 3            | CAR  | 2         | 0        | 2        | 0        | 0.0        | 0.0        | 0        | 0             | 0        | 0        | 0        | 0        | 0        | 0        | 0        | 0          | 0        | 0        | 0        |
| Dec. 10           | @ATL | 8         | 4        | 4        | 0        | 0.0        | 0.0        | 0        | 0             | 0        | 0        | 0        | 1        | 0        | 0        | 0        | 0          | 0        | 0        | 0        |
| Dec. 17           | @GB  | 6         | 3        | 3        | 1        | 0.0        | 0.0        | 0        | 0             | 0        | 0        | 0        | 0        | 0        | 0        | 0        | 0          | 0        | 0        | 0        |
| Dec. 24           | JAC  | 1         | 1        | 0        | 0        | 0.0        | 0.0        | 0        | 0             | 0        | 0        | 0        | 0        | 0        | 0        | 0        | 0          | 0        | 0        | 0        |
| Dec. 31           | NO   | 2         | 1        | 1        | 0        | 0.0        | 0.0        | 0        | 0             | 0        | 0        | 0        | 0        | 0        | 0        | 0        | 2          | 0        | 2        | 0        |
| Jan. 7            | @CAR | Inactive  |          |          |          |            |            |          |               |          |          |          |          |          |          |          |            |          |          |          |
| <b>TOTALS</b>     |      | <b>17</b> | <b>8</b> | <b>9</b> | <b>1</b> | <b>0.0</b> | <b>0.0</b> | <b>0</b> | <b>0</b>      | <b>0</b> | <b>0</b> | <b>0</b> | <b>1</b> | <b>0</b> | <b>0</b> | <b>0</b> | <b>10</b>  | <b>7</b> | <b>3</b> |          |
| <b>POSTSEASON</b> |      |           |          |          |          |            |            |          |               |          |          |          |          |          |          |          |            |          |          |          |
| Jan. 15           | PHI  | 3         | 0        | 3        | 0        | 0.0        | 0.0        | 0        | 0             | 0        | 0        | 0        | 1        | 0        | 0        | 0        | 0          | 0        | 0        | 0        |
| Jan. 21           | @DET | 12        | 7        | 5        | 1        | 0.0        | 0.0        | 0        | 0             | 0        | 0        | 0        | 0        | 0        | 0        | 0        | 0          | 0        | 0        | 0        |
| <b>TOTALS</b>     |      | <b>15</b> | <b>7</b> | <b>8</b> | <b>1</b> | <b>0.0</b> | <b>0.0</b> | <b>0</b> | <b>0</b>      | <b>0</b> | <b>0</b> | <b>0</b> | <b>1</b> | <b>0</b> | <b>0</b> | <b>0</b> | <b>0</b>   | <b>0</b> | <b>0</b> | <b>0</b> |

## BRITT'S CAREER STATISTICS

| Year              | Team      | Tackles   |          |           |           |           |            |            | INT      |          |          |          |          | Fumbles  |          |          | ST Tackles |           |          |  |
|-------------------|-----------|-----------|----------|-----------|-----------|-----------|------------|------------|----------|----------|----------|----------|----------|----------|----------|----------|------------|-----------|----------|--|
|                   |           | GP        | GS       | T         | S         | A         | Sk         | Yds        | No       | Yds      | Lg       | TD       | PD       | FF       | FR       | Yds      | T          | S         | A        |  |
| 2021              | Tampa Bay | 17        | 0        | 7         | 5         | 2         | 0.0        | 0.0        | 0        | 0        | 0        | 0        | 1        | 0        | 0        | 0        | 5          | 2         | 3        |  |
| 2022              | Tampa Bay | 12        | 0        | 7         | 2         | 5         | 0.0        | 0.0        | 0        | 0        | 0        | 0        | 0        | 0        | 0        | 0        | 6          | 3         | 3        |  |
| 2023              | Tampa Bay | 16        | 4        | 19        | 9         | 10        | 0.0        | 0.0        | 0        | 0        | 0        | 0        | 1        | 0        | 0        | 0        | 10         | 7         | 3        |  |
| <b>NFL Totals</b> |           | <b>45</b> | <b>4</b> | <b>33</b> | <b>16</b> | <b>18</b> | <b>0.0</b> | <b>0.0</b> | <b>0</b> | <b>0</b> | <b>0</b> | <b>0</b> | <b>2</b> | <b>0</b> | <b>0</b> | <b>0</b> | <b>21</b>  | <b>12</b> | <b>9</b> |  |
| <b>Playoffs</b>   |           |           |          |           |           |           |            |            |          |          |          |          |          |          |          |          |            |           |          |  |
| Year              | Team      | Tackles   |          |           |           |           |            |            | INT      |          |          |          |          | Fumbles  |          |          | ST Tackles |           |          |  |
|                   |           | GP        | GS       | T         | S         | A         | Sk         | Yds        | No       | Yds      | Lg       | TD       | PD       | FF       | FR       | Yds      | T          | S         | A        |  |
| 2021              | Tampa Bay | 2         | 0        | 0         | 0         | 0         | 0.0        | 0.0        | 0        | 0        | 0        | 0        | 0        | 0        | 0        | 0        | 1          | 1         | 0        |  |
| 2022              | Tampa Bay | 1         | 0        | 1         | 0         | 1         | 0.0        | 0.0        | 0        | 0        | 0        | 0        | 0        | 0        | 0        | 0        | 0          | 0         | 0        |  |
| 2023              | Tampa Bay | 2         | 2        | 15        | 7         | 8         | 0.0        | 0.0        | 0        | 0        | 0        | 0        | 1        | 0        | 0        | 0        | 0          | 0         | 0        |  |
| <b>Postseason</b> |           | <b>5</b>  | <b>2</b> | <b>16</b> | <b>7</b>  | <b>8</b>  | <b>0.0</b> | <b>0.0</b> | <b>0</b> | <b>0</b> | <b>0</b> | <b>0</b> | <b>1</b> | <b>0</b> | <b>0</b> | <b>0</b> | <b>1</b>   | <b>1</b>  | <b>0</b> |  |

#74

**EARNST BROWN IV**

DEFENSIVE LINEMAN

HT: 6-0 WT: 300

DOB: 1/8/1999

NFL: 3RD YEAR

ACQ: FA, 2024

COLLEGE: NORTHWESTERN

**TRANSACTIONS:**

- X Originally entered the NFL as a fifth-round draft pick (174th overall) by the Los Angeles Rams in the 2021 NFL Draft.
- X Waived by the Rams on Aug. 28, 2021 and re-signed to their practice squad on Sept. 1, 2021.
- X Signed a future contract with the Rams on Feb. 10, 2022. Waived by the Rams on Aug. 26, 2022.
- X Signed to the Rams active roster on Dec. 24, 2022. Released on Jan. 8, 2024.
- X Signed by the San Francisco 49ers on Feb. 15, 2024. Released on May 14, 2024.
- X Signed by the Tampa Bay Buccaneers on May 22, 2024.

**CAREER HIGHLIGHTS:**

- X Has appeared in 12 career games, all for the Rams, making three starts and amassing 14 tackles (one for loss).
- X Set a career high with five tackles against the Seattle Seahawks in Week 18 of the 2022 season (1/8/23).
- X Recorded his first career start in Week 16 of the 2022 season against the Denver Broncos (12/25/22).
- X Made his NFL debut in Week 14 of the 2022 season against the Las Vegas Raiders (12/8/22).

**2023 HIGHLIGHTS:**

- X Appeared in seven games for the Los Angeles Rams, finishing with five tackles.

**COLLEGE:**

- X Brown appeared in 39 career games for Northwestern University (2017-20), amassing 66 tackles, 7.0 sacks, nine passes defended, one forced fumble and one fumble recovery.

- X Prior to his senior season, Brown was named to Phil Steele's 2020 Preseason All-Big Ten Team and the Athlon Sports Preseason All-Big Ten Team.
- X As a senior in 2020, played in nine games and logged 32 tackles, 1.0 sacks, four passes defended and one fumble recovery.
- X During his junior season in 2019, Brown appeared in six games and finished with 15 tackles, 2.0 sacks and two passes defended.
- X During his sophomore season, Brown appeared in 14 games and finished the year with 22 tackles (7.5 for loss), and 4.0 sacks.
- X As a freshman in 2017, saw action in 11 games.

**PERSONAL:**

- X Attended Billy Ryan High School (Denton, Texas). Over his final two seasons, Brown totaled 57.0 tackles for loss and 20.0 sacks.
- X He led his high school team to the Texas 5A state semifinals as a senior after helping guide the program to the 6A Quarterfinals as a junior
- X Brown was named 2016 Texas District 5/6A Defensive Player of the Year, the 2016 Denton Record-Chronicle Defensive Player of the Year, and the 2016 Denton Defensive MVP.
- X Also played varsity basketball in high school, and was a team captain.

## BROWN'S CAREER STATISTICS

| Year              | Team      | GP        | GS       | Tackles   |          |          | Sk         | Yds        | INT      |          |          |          |          | Fumbles  |          |          | ST Tackles |          |          |          |          |
|-------------------|-----------|-----------|----------|-----------|----------|----------|------------|------------|----------|----------|----------|----------|----------|----------|----------|----------|------------|----------|----------|----------|----------|
|                   |           |           |          | T         | S        | A        |            |            | No       | Yds      | Lg       | TD       | PD       | FF       | FR       | Yds      | T          | S        | A        |          |          |
| 2022              | L.A. Rams | 5         | 3        | 9         | 3        | 6        | 0.0        | 0.0        | 0        | 0        | 0        | 0        | 0        | 0        | 0        | 0        | 0          | 0        | 0        | 0        | 0        |
| 2023              | L.A. Rams | 7         | 0        | 5         | 2        | 3        | 0.0        | 0.0        | 0        | 0        | 0        | 0        | 0        | 0        | 0        | 0        | 0          | 0        | 0        | 0        | 0        |
| <b>NFL Totals</b> |           | <b>12</b> | <b>3</b> | <b>14</b> | <b>5</b> | <b>9</b> | <b>0.0</b> | <b>0.0</b> | <b>0</b> | <b>0</b> | <b>0</b> | <b>0</b> | <b>0</b> | <b>0</b> | <b>0</b> | <b>0</b> | <b>0</b>   | <b>0</b> | <b>0</b> | <b>0</b> | <b>0</b> |



#5

## JAKE CAMARDA

## PUNTER

HT: 6-1 WT: 193

DOB: 4/20/99

NFL: 3RD YEAR

ACQ: D4B, 2022

COLLEGE: GEORGIA

**ACQUIRED BY BUCS:**

- X Selected in the fourth round (133rd overall) of the 2022 NFL Draft by the Buccaneers.

**AWARDS & ACCOLADES:**

- X 2x NFC Special Teams Player of the Week (Week 9, 2022; Week 2, 2023).
- X NFC Special Teams Player of the Month (September, 2023)

**CAREER HIGHLIGHTS:**

- X Established a new franchise record in gross yards per punt average in both 2022 (48.8 avg.) and 2023 (50.1 avg.), breaking the previous mark of 45.9 set by Bryan Anger in 2016 (min. 2.5 punts per team game).
- X Has logged three career 74-yard punts, which is tied for the longest punt in franchise history.
- X Tied the NFL record for the highest yards per punt average in a game by a punter with six-or-more punts when he averaged 59.5 yards per kick across six punts on Nov. 6, 2022 vs. L.A. Rams
- X Established a franchise record for most punts of 60+ yards in a season in both 2022 (15) and 2023 (18), surpassing the previous record of six set by Josh Bidwell in 2008.
- X Camarda's 18 punts of 60-or-more yards in 2023 led the NFL.

**2023 HIGHLIGHTS:**

- X Received NFC Special Teams Player of the Month honors in September, in addition to earning Week 2 NFC Special Teams Player of the Week recognition.
- X Led the NFL with 18 punts of 60-or-more yards – also good for a Buccaneers franchise record.

- X Established a new single-season franchise record for gross punt average (50.1).
- X Punted six times for 327 yards (54.5 avg.) in the Week 1 victory at Minnesota. Pinned two punts inside the 20 and yielded just 18 return yards across four returns, good for a 48.2 net average.
- X Camarda's 54.5 gross average and 48.2 net average in Week 1 both ranked second in the NFL among punters with multiple punts.
- X His 54.5 gross average and 48.2 net average in Week 1 were the second-highest marks in franchise history by any punter with five-or-more punts in a game, trailing only his own 59.5 gross average and 54.2 net average marks that he set on Nov. 6, 2022 vs. L.A. Rams.
- X Was named NFC Special Teams Player of the Week for the Week 2 victory over Chicago after punting four times for 211 yards (52.8 avg.), including pinning three punts inside the 20-yard line and a long punt of 72 yards.
- X Camarda's 72-yard punt in Week 2 was the third-longest punt in team history.
- X Through two weeks, Camarda ranked second in the NFL in yards per punt (53.8) and third in net yards per punt (48.0). His five punts pinned inside the 20-yard line was tied for third-most in the NFL, with his -17.4 average opponent starting field position ranking second in the NFL.
- X In Week 3 vs. Philadelphia, punted four times for 230 yards (57.5 avg.) and pinned two punts inside the opponent 20-yard line. He recorded a long punt of 74 yards, tying the longest punt of his career and longest punt in franchise history.
- X Through three weeks, Camarda ranked among league leaders in gross average (54.9, 1st); net average (44.9, 7th); punts

- inside the 20 (7, T-3rd); and opponent's average starting field position (-20.5; 4th).
- X Punted four times for 190 yards (47.5 avg.) in the Week 4 victory at New Orleans. Pinned two punts inside the 20-yard line and recorded a long punt of 73 yards.
  - X Through five weeks, ranked third in the NFL in yards per punt (53.2) and tied for sixth in punts downed inside the 20-yard line (9).
  - X In Week 6 vs. Detroit, punted six times for 325 yards (54.2 avg.), including a long punt of 66 yards and three punts placed inside the opponent 20-yard line (with one inside the 5-yard line).
  - X Through six weeks, led the NFL in gross punting average (53.5 yards per punt) and ranked second in the NFL with an average of 2.4 punts inside the opponent 20-yard line per game.
  - X In Week 7 vs. Atlanta, punted three times for 144 yards (48.0 avg.), including a long punt of 52 and one punt downed at Atlanta's 7-yard line.
  - X Through seven weeks, led all punters with a 52.9 gross average, while his 43.7 net average ranked fifth among punters with at least 25 punts.
  - X In Week 8 at Buffalo, punted six times for 305 yards (50.8 avg.), including two punts inside the 20-yard line and a long punt of 63.
  - X Through eight weeks, Camarda's 14 punts inside the 20-yard line was ranked third in the NFL.
  - X Punted four times for 202 yards (50.5 avg.) in Week 9 at Houston, including pinning two punts inside the 20-yard line and recording a long punt of 53 yards.
  - X Through nine weeks, Camarda led the NFL in gross punting average (52.3).
  - X In the Week 10 victory over Tennessee, punted five times for 171 yards (34.2 avg.), including one punt inside the 20-yard line.
  - X Punted three times for 144 yards (48.0 avg.) in Week 11 at San Francisco, including a long punt of 56 yards and one punt that went out of bounds at the San Francisco 2-yard line.
  - X In Week 12 at Indianapolis, punted four times for 208 yards (52.0 avg.), including a long punt of 63 yards and one punt downed inside the opponent 20-yard line.
  - X In the Week 13 victory over Carolina, punted a then-season-high eight times for 369 yards (46.1 avg.), including a long punt of 61 yards and one punt downed inside the 20-yard line.
  - X In the Week 14 victory over Atlanta, punted six times for 325 yards (54.2 avg.), including pinning two punts down inside the opponent 20-yard line.
  - X Through 14 weeks, Camarda ranked sixth in the NFL in yards per punt with a 50.0 average.
  - X In the Week 15 victory at Green Bay, punted one time, launching it 65 yards and pinning it at Green Bay's 4-yard line.
  - X Through 15 weeks, Camarda's 15 punts of 60+ yards this season were tied for the most in the NFL.
  - X In the Week 16 victory over Jacksonville, punted twice for 101 yards (50.5 avg.), including one punt downed inside the opponent 20-yard line.
  - X Punted five times for 207 yards (41.4 avg.) in Week 17 vs. New Orleans. Pinned one punt inside the opponent 20-yard line.
  - X Through 17 weeks, was the only punter in the NFL to have recorded at least one punt downed inside the opponent 20-yard line in every game of the season.
  - X In the Week 18 victory over Carolina, punted six times for 330 yards (55.0 avg.), including a long punt of 74 yards.
  - X Camarda's 74-yard punt in Week 18 tied the record for the longest punt in franchise history. It marked his third career time doing so, and the second in the 2023 season.
  - X In the Wild Card round victory over Philadelphia, punted three times for 124 yards (41.3 avg.), pinning Philadelphia at the 9-, 13-, and 10-yard lines. His three punts inside the opponent's 20-yard line



were tied for the most such occurrences in a playoff game in team history.

- X In the Divisional round contest at Detroit, punted four times for 207 yards (51.8 avg.), including two punts downed inside the opponent's 20-yard line, and a long punt of 66 yards.
- X Camarda's 66-yard punt against the Lions established a new franchise postseason record for the longest punt.

### COLLEGE:

- X Appeared in 53 games over four seasons at Georgia (2018–21), winning the College Football Playoff National Championship in his final season with the Bulldogs.
- X Finished his collegiate career averaging 45.8 yards per attempt on 187 total punts, the highest mark in Georgia program history. He also pinned 70 punts inside the 20-yard line over the course of his collegiate career, including 17 during his senior year.
- X Named SEC Special Teams Player of the Year in his senior season in 2021, in addition to earning first-team All-SEC recognition from the coaches and second-team All-SEC honors from the Associated Press.
- X Averaged 44.6 yards per punt on five punts in the 2021 College Football Playoff National Championship Game vs. Alabama, twice pinning the Crimson Tide inside the 10-yard line, including one at the 2-yard line.
- X Handled kickoff duties for the Bulldogs in his final two seasons at Georgia (2020–21). The Bulldogs ranked third in the nation, and first in the SEC, in kickoff return defense (13.0 avg.).
- X Earned third-team Associated Press All-America honors in 2020, in addition to first-team All-America recognition from Pro Football Focus and second-team honors from the American Football Coaches Association, Walter Camp and the Football Writers Association of America.
- X Finished the 2020 season fourth in the nation in punting average (46.6).
- X Ranked sixth in the nation in punting average in 2019 (46.8).

- X As a place holder in 2019, Camarda had a key 6-yard rush on a successful fake field goal in a Sugar Bowl win over Baylor, setting up a Bulldogs touchdown.
- X Punted 43 times for a 42.6 yards per punt average as a freshman in 2018.
- X Majored in sport management.

### PERSONAL:

- X Attended Norcross High School (Norcross, Georgia).
- X Selected to play in the 2018 Under Armour All-American Game.
- X Ranked as the No. 2 punter in the nation out of high school.



# CAMARDA'S GAME-BY-GAME STATISTICS

## 2023

| DATE              | OPP  | NO        | YDS          | AVG         | PUNTING   |            |             |          |           |           |          |
|-------------------|------|-----------|--------------|-------------|-----------|------------|-------------|----------|-----------|-----------|----------|
|                   |      |           |              |             | RET       | YDS        | NET         | TB       | IN 20     | LG        | BLK      |
| Sept. 10          | @MIN | 6         | 327          | 54.5        | 4         | 18         | 48.2        | 1        | 2         | 63        | 0        |
| Sept. 17          | CHI  | 4         | 211          | 52.8        | 0         | 0          | 47.8        | 1        | 3         | 72        | 0        |
| Sept. 25          | PHI  | 4         | 230          | 57.5        | 3         | 81         | 37.3        | 0        | 2         | 74        | 0        |
| Oct. 1            | @NO  | 4         | 190          | 47.5        | 2         | 45         | 36.3        | 0        | 2         | 63        | 0        |
| Oct. 15           | DET  | 6         | 325          | 54.2        | 3         | 33         | 45.3        | 1        | 3         | 66        | 0        |
| Oct. 22           | ATL  | 3         | 144          | 48.0        | 1         | 9          | 45.0        | 0        | 1         | 52        | 0        |
| Oct. 26           | @BUF | 6         | 305          | 50.8        | 4         | 49         | 39.3        | 1        | 2         | 63        | 0        |
| Nov. 5            | @HOU | 4         | 202          | 50.5        | 1         | 7          | 48.8        | 0        | 2         | 53        | 0        |
| Nov. 12           | TEN  | 5         | 171          | 34.2        | 3         | 23         | 29.6        | 0        | 1         | 47        | 0        |
| Nov. 19           | @SF  | 3         | 144          | 48.0        | 1         | 2          | 47.3        | 0        | 1         | 56        | 0        |
| Nov. 26           | @IND | 4         | 208          | 52.0        | 1         | 13         | 38.8        | 2        | 1         | 63        | 0        |
| Dec. 3            | CAR  | 8         | 369          | 46.1        | 4         | 30         | 39.9        | 1        | 1         | 61        | 0        |
| Dec. 10           | @ATL | 6         | 325          | 54.2        | 4         | 57         | 44.7        | 0        | 2         | 63        | 0        |
| Dec. 17           | @GB  | 1         | 65           | 65.0        | 0         | 0          | 65.0        | 0        | 1         | 65        | 0        |
| Dec. 24           | JAC  | 2         | 101          | 50.5        | 2         | 10         | 45.5        | 0        | 1         | 51        | 0        |
| Dec. 31           | NO   | 5         | 207          | 41.4        | 2         | 27         | 36.0        | 0        | 1         | 51        | 0        |
| Jan. 7            | @CAR | 6         | 330          | 55.0        | 3         | 51         | 39.8        | 2        | 0         | 74        | 0        |
| <b>TOTALS</b>     |      | <b>77</b> | <b>3,854</b> | <b>50.1</b> | <b>38</b> | <b>455</b> | <b>41.8</b> | <b>9</b> | <b>26</b> | <b>74</b> | <b>0</b> |
| <b>POSTSEASON</b> |      |           |              |             |           |            |             |          |           |           |          |
| Jan. 15           | PHI  | 3         | 124          | 41.3        | 1         | 0          | 41.3        | 0        | 3         | 47        | 0        |
| Jan. 21           | @DET | 4         | 207          | 51.8        | 2         | 18         | 42.3        | 1        | 2         | 66        | 0        |
| <b>TOTALS</b>     |      | <b>7</b>  | <b>331</b>   | <b>47.3</b> | <b>3</b>  | <b>18</b>  | <b>41.9</b> | <b>1</b> | <b>5</b>  | <b>66</b> | <b>0</b> |

## CAMARDA'S CAREER STATISTICS

| Year              | Team      | GP        | NO         | YDS          | Punting     |           |            |             |           |           | LG        | BLK      |
|-------------------|-----------|-----------|------------|--------------|-------------|-----------|------------|-------------|-----------|-----------|-----------|----------|
|                   |           |           |            |              | AVG         | RET       | YDS        | NET         | TB        | IN 20     |           |          |
| 2022              | Tampa Bay | 17        | 79         | 3,859        | 48.8        | 32        | 374        | 41.6        | 10        | 22        | 74        | 0        |
| 2023              | Tampa Bay | 17        | 77         | 3,854        | 50.1        | 38        | 455        | 41.8        | 9         | 26        | 74        | 0        |
| <b>NFL Totals</b> |           | <b>34</b> | <b>156</b> | <b>7,713</b> | <b>49.4</b> | <b>70</b> | <b>829</b> | <b>41.7</b> | <b>19</b> | <b>48</b> | <b>74</b> | <b>0</b> |
| <hr/>             |           |           |            |              |             |           |            |             |           |           |           |          |
| Year              | Team      | GP        | NO         | YDS          | AVG         | RET       | YDS        | NET         | TB        | IN 20     | LG        | BLK      |
| 2022              | Tampa Bay | 1         | 5          | 245          | 49.0        | 2         | 7          | 43.6        | 1         | 2         | 54        | 0        |
| 2023              | Tampa Bay | 2         | 7          | 331          | 47.3        | 3         | 18         | 41.9        | 1         | 5         | 66        | 0        |
| <b>Postseason</b> |           | <b>3</b>  | <b>12</b>  | <b>576</b>   | <b>48.0</b> | <b>5</b>  | <b>25</b>  | <b>42.6</b> | <b>2</b>  | <b>7</b>  | <b>66</b> | <b>0</b> |

### SINGLE-GAME HIGHS

**Punts:** 9, at Cleveland Browns, 11/27/22  
**Gross Yards:** 425, at Cleveland Browns, 11/27/22  
**Gross Average** (min. 2 punts): 61.0, vs. Seattle Seahawks, 11/13/22  
**Net Average** (min. 2 punts): 61.0, vs. Seattle Seahawks, 11/13/22  
**Punts Inside the 20:** 4, vs. L.A. Rams, 11/6/22  
**Longest Punt:** 74, three times, last at Carolina, 1/8/24  
**ST Tackles:** 2, vs. L.A. Rams, 11/6/22



#54

LAVONTE DAVID

INSIDE LINEBACKER

HT: 6-1 WT: 233

DOB: 1/23/90

NFL: 13TH YEAR

ACQ: D2, 2012

COLLEGE: NEBRASKA



### ACQUIRED BY BUCS:


- X Selected by Tampa Bay in the second round (58th overall) of the 2012 NFL Draft.

### AWARDS & ACCOLADES:

- X Super Bowl LV Champion.
- X 2015 Pro Bowl Selection.
- X 2013 AP All-Pro First-Team Selection.
- X 2x AP All-Pro Second-Team Selection (2016, 2020)
- X NFC Defensive Player Of The Month (September 2020).
- X 2x NFC Defensive Player of the Week (Week 12, 2013; Week 10, 2015).
- X 2020 ESPN All-Pro Selection
- X USA Today All-Joe Team (2012, 2013).
- X 2012 PFW/PFWA All-Rookie Team.
- X NFC Defensive Rookie Of The Month (November 2012).

### CAREER HIGHLIGHTS:

- X Has started all 181 regular season games that he has played, totaling 1,478 tackles (160 for loss), 67 quarterback hits, 64 passes defended, 33.5 sacks, 12 interceptions (two returned for touchdown), 28 forced fumbles, 18 fumble recoveries (one returned for touchdown) and one safety.
- X Started nine playoff games, recording 71 tackles (six for loss), four passes defended, three quarterback hits, 2.0 sacks, one forced fumble and one fumble recovery.
- X Ranks second in team history with 1,478 tackles and eighth in team history with 33.5 sacks.



- X His 181 starts are the fourth-most in Buccaneers franchise history while his 181 games played are the fifth-most in team history.
- X Joined Ray Lewis as only players in NFL history to record 1,000 tackles, 20.0 sacks and 10 interceptions through their first eight seasons.
- X Selected to NFL.com's 2010s All-Decade Team.
- X Has served as Buccaneers Captain from 2014-23.
- X Has led the Buccaneers in tackles in nine times (2012-15, 2017-19, 2022-23) and tackles for loss six times (2012-16, 2023).
- X Ranks first the NFL in solo tackles (1,033), second in total tackles (1,478), and is third in tackles for loss (160) among all NFL players since entering the league in 2012.
- X Since 2000, David's 10 seasons with 100+ tackles are third-most in the NFL, trailing only London Fletcher (14) and Bobby Wagner (11).
- X David has four career seasons with 100+ tackles and 15+ tackles for loss – the



most in the NFL since tackle for loss data became available in 2008.

- X David is credited with 30 takeaways (12 interceptions, 18 fumble recoveries), tied for 14th-most in the NFL since 2012 and the most by any front-seven player.
- X One of only two players in the NFL with at least 1,000 tackles, 20.0 sacks and 10 interceptions since the start of the 2012 season (also Bobby Wagner).
- X Ranks fourth in the league in forced fumbles since 2014 with 26, trailing only Chandler Jones (30), Khalil Mack (30) and T.J. Watt (27).
- X His 18 career fumble recoveries are a Buccaneers franchise record.
- X Since 2012, ranks tied for fifth among NFL linebackers in interceptions with 12 and tied for fifth among linebackers with two interceptions returned for touchdowns, while ranking second among active linebackers in passes defended (64). Also during that span, ranks fourth among all players with 28 forced fumbles and first with 18 opponent fumble recoveries.
- X Has scored 20 points (3 TDs, 1 safety) since entering the league in 2012, tied for the 11th-most among all front-seven players. Since start of 2015 season (when David scored his first touchdown), ranks tied for 22nd among all defensive players and tied for sixth



among all front seven players in return touchdowns with three.

- X Since joining Tampa Bay in 2012, has helped lead a defense that ranks second in the NFL in rushing yards allowed (102.4), is first in yards per rush (4.00) and is third in takeaways in the NFL (304).
- X Tampa Bay's 2020 defense led the league in rushing yards allowed per game (80.6) and yards allowed per rush (3.60), while ranking sixth in yards allowed per play (5.12), sixth in yards allowed per game (327.1), ranking tied for second in tackles for loss (91), tied for fourth in sacks (48.0) and tied for fifth in takeaways (25).
- X His five fumble recoveries in 2017 are a Buccaneers single-season franchise record.
- X A key contributor on the Buccaneers defense in 2019, which led the league

### 2012-23 NFL TACKLE FOR LOSS LEADERS

| Name (Team)                  | TFL        |
|------------------------------|------------|
| 1. J.J. Watt (Retired)       | 182        |
| 2. Aaron Donald (Retired)    | 176        |
| <b>3. Lavonte David (TB)</b> | <b>160</b> |
| 3. Cameron Jordan (NO)       | 151        |
| 5. Von Miller (BUF)          | 145        |

### 2012-23 NFL SOLO TACKLE LEADERS

| Name (Current Team)          | Solo Tackles |
|------------------------------|--------------|
| <b>1. Lavonte David (TB)</b> | <b>1,033</b> |
| 2. Bobby Wagner (LAR)        | 994          |
| 3. Demario Davis (NO)        | 806          |
| 4. Harrison Smith (MIN)      | 761          |
| 5. Luke Kuechly (Retired)    | 690          |

### 2012-23 NFL TACKLE LEADERS

| Name (Current Team)          | Tackles      |
|------------------------------|--------------|
| 1. Bobby Wagner (LAR)        | 1,700        |
| <b>2. Lavonte David (TB)</b> | <b>1,478</b> |
| 3. Demario Davis (NO)        | 1,241        |
| 4. Luke Kuechly (Retired)    | 1,092        |
| 5. C.J. Mosley (NYJ)         | 1,061        |

### 2012-23 NFL FORCED FUMBLE LEADERS

| Name (Current Team)                     | FF        |
|---|-----------|
| 1. Chandler Jones (FA)                  | 34        |
| 2. Robert Quinn (PHI)                   | 31        |
| 3. Khalil Mack (LAC)                    | 30        |
| <b>4. Lavonte David (TB)</b>            | <b>28</b> |
| 5t. T.J. Watt (PIT)/J.J. Watt (Retired) | 27        |

in rushing yards allowed and opposing rushing average.

- X Recorded first fumble recovery return touchdown when he stripped Larry Fitzgerald, scooped the football and continued 21 yards for the score, at Arizona (10/15/17).
- X In 2016, tied for NFL lead, and most among linebackers, with 17 tackles for loss.
- X Garnered Associated Press Second-Team All-Pro honors following the 2016 season.
- X Named to first Pro Bowl following the 2015 season when he ranked third in the league in tackles (147) and added three sacks, three interceptions, two forced fumbles, two fumble recoveries and 13 passes defended (most among NFL linebackers).
- X Named Associated Press All-Pro First-Team following 2013 season when he ranked fifth in the NFL in both tackles (143) tackles and interceptions (5). Added a safety, two forced fumbles, one fumble recovery, and 10 passes defended,
- X Tied for league lead with 14.5 run stuffs in 2013, according to STATS, Inc., and ranked third in the NFL in tackles for loss (20), behind Robert Quinn and J.J. Watt.
- X Ranked by Pro Football Focus as the No. 1 run stuffing outside linebacker and finished with the third-most



quarterback pressures (sacks, QB hits, hurries) at the position.

- X Only NFL player with 125+ tackles and 6+ sacks in 2013.
- X In 2013 became only the second player since 1982 to record at least 7.0 sacks and five interceptions in the same season (S Dave Duerson).
- X In 2012, led the Buccaneers in tackles as a rookie, posting 139 tackles, tied for the seventh-most in the NFL. Also posted 112 solo tackles, the second-most in the league.
- X Named to USA Today's All-Joe Team in both 2012 & 2013.
- X Selected to PFW/PFWA All-Rookie Team in 2012.
- X Only linebacker in Buccaneers history with two multiple-interception games.
- X Scored first career touchdown on a 20-yard interception return (Mark Sanchez) in win at Philadelphia (11/22/15).
- X Registered his first career interception (Peyton Manning) at Denver (12/2/12).
- X Notched his first career sack vs. Philadelphia (12/9/12).
- X Started in his NFL debut against Carolina (9/9/12).

### 2023 HIGHLIGHTS:

- X In his 12th NFL season, David was the lone player in the NFL in 2023 with 100+ tackles, 15+ tackles for loss and 3.0+ sacks.
- X David recorded 17 tackles for loss in 2023, tied for the seventh-most in the NFL. His 17 tackles for loss were the second-most in a single season by a player age 33 or older since TFL data became available in 2008. He trailed only J.J. Watt's 18 in 2022.
- X Logged 61 defensive snaps in the Week 1 victory at Minnesota, finishing with eight tackles (two for loss).
- X Was one of just eight players with eight-or-more tackles and two-or-more tackles for loss in Week 1.
- X In the Week 2 victory over Chicago, played all 53 defensive snaps and finished with two tackles. Contributed to a defense

that limited the Bears to just 236 yards of total offense.

- X In Week 3 vs. Philadelphia, played all 78 defensive snaps and finished with a team-high 13 tackles and 1.0 sack. It marked his 44th career double-digit tackle game since entering the league in 2012, third-most in the NFL over that span and second-most among active players.
- X David's 13 tackles in Week 3 marked his most in a single game since 11/14/2021 at Washington (14).
- X His Week 3 performance marked his first career game with 13-or-more tackles plus at least 1.0 sack. He became the fourth player to accomplish the feat during the 2023 season.
- X In the Week 4 victory at New Orleans, played all 65 defensive snaps and finished with five tackles.
- X In Week 6 vs. Detroit, played all 70 defensive snaps and finished with a team-high 12 tackles (two for loss), 1.0 sack, one quarterback hit and one pass defended. He became the first player to reach that stat line (or better) since Arizona's Budda Baker in Week 16 of the 2021 season. It marked the second time David had recorded that stat line (or better) in a game, joining Week 15 of the 2014 season against the Carolina Panthers.
- X David's pass defended in Week 6 gave him 60 career passes defended, second-most among active linebackers at the time.
- X Logged a team-high 13 tackles (one for loss) and one pass defended in Week 7 vs. Atlanta. It marked the third time through the first six weeks of the season that David led the Buccaneers in tackles.
- X Recorded his 149th career tackle for loss in Week 7, tied for second most among active players since the beginning of



## MOST GAMES STARTED - BUCCANEERS HISTORY

| Name                                | Starts     |
|-------------------------------------|------------|
| 1. Rondé Barber, 1997-2012          | 232        |
| 2. Derrick Brooks, 1995-2008        | 221        |
| 3. Paul Gruber, 1988-99             | 183        |
| <b>4. Lavonte David, 2012-Pres.</b> | <b>181</b> |
| 5. Tony Mayberry, 1990-99           | 145        |

the 2012 season, trailing only L.A. Rams' Aaron Donald (168).

- X In Week 8 at Buffalo, played all 69 defensive snaps and finished with a team-high 14 tackles (one for loss). His tackle for loss was the 150th of his career, fifth-most among all active players.
- X David's 14 tackles in Week 8 were his most since he tallied 14 on Nov. 14, 2021 at Washington.
- X David's Week 8 performance marked his third straight game with double-digit tackles – no Buccaneers player had recorded a longer streak since Kwon Alexander in 2015.
- X In Week 9 at Houston, David played 71-of-72 defensive snaps and finished with a team-high 11 tackles (two for loss) and one forced fumble. It marked the fifth time in the first nine weeks of the season that David has led the Buccaneers in tackles.
- X Across four games from Weeks 5-9, David recorded 10-or-more tackles and at least one tackle for loss in each game, becoming the first player to record such a streak since himself in 2014. The last player other than David to accomplish the feat was Pro Football Hall of Famer Zach Thomas in 2005.
- X Through nine weeks, David ranked ninth in the NFL in tackles (78) and tackles for loss (nine).
- X In the Week 10 victory over Tennessee, played all 63 defensive snaps and finished with five tackles (two for loss) and one pass defended.
- X David's Week 10 performance marked his fifth consecutive game with a tackle for a loss, the longest such streak by a Buccaneer since Jason Pierre-Paul in 2018.
- X In Week 11 at San Francisco, played 43-of-60 defensive snaps and finished with



seven tackles (three for loss) and 1.0 sack.

- X In Week 11, David surpassed Hall of Famer Rondé Barber for the second-most tackles in Buccaneers history, trailing only Derrick Brooks (2,198). He finished the game with 1,435 career tackles.
- X David's milestone tackle came on an 11-yard sack of 49ers quarterback Brock Purdy. It marked David's third sack of the season and improved his career total to 32.0. Through 11 Weeks, David's 3.0 sacks marked his most in a single season since he recorded 3.5 in 2018.
- X David's Week 11 performance marked his third straight game with multiple tackles for loss, matching the longest streak by any Buccaneers player since Geno Hayes did so in five straight games in 2009. His five games with multiple tackles for loss were the most such games in the NFL through 11 Weeks.
- X In Week 11, David recorded his sixth straight game with at least one tackle for loss – no Tampa Bay player had recorded a longer-such streak within a season since Jason Pierre-Paul in 2018 (seven games).
- X From Weeks 6-11, David recorded 11 tackles for loss. At the time, his 11 tackles for loss were the most by any player over a six-game span in the 2023 season.
- X Was inactive for Week 12 at Indianapolis and the Week 13 victory over Carolina.
- X In the Week 14 victory over Atlanta, played all 72 defensive snaps and finished with six tackles and one pass defended.
- X Played all 60 defensive snaps in the Week 15 victory at Green Bay, logging nine tackles (two for loss), one quarterback hit, one pass defended and 0.5 sacks.
- X David surpassed the 100-tackle milestone in Week 15, marking the 10th time he has done so in a season. He joined London Fletcher (14) and Bobby Wagner (11) as the only players to accomplish that feat 10-or-more times since 2000.
- X In Week 15, David also notched his fourth career season with 100+ tackles and 15-or-more tackles for loss. At the time, no other player had recorded more than two-such seasons since tackles for loss became regularly tracked in 2006.



- X Through 15 weeks, David's six games with multiple tackles for loss were tied for the third-most in the NFL.
- X In the Week 16 victory over Jacksonville, played all 66 defensive snaps and recorded a team-leading eight tackles (one for loss), 1.0 sack and one quarterback hit.
- X With his sack in Week 16, David improved his career total to 33.5 and surpassed both Jason Pierre-Paul and Brad Culpepper (33.0) to move into eighth in franchise history in sacks.
- X David's sack in Week 16 also increased his season total to 4.5 on the year – his most in a single season since recording 5.0 during the 2016 season.
- X Played all 70 defensive snaps in Week 17 vs. New Orleans, finishing with a team-high 11 tackles. It marked his sixth game with double-digit tackles.
- X In the Week 18 victory over Carolina, played 49-of-52 defensive snaps and recorded nine tackles. Contributed to a defense that recorded Tampa Bay's first shutout since Nov. 21, 2010 at San Francisco.
- X In the Wild Card round victory over Philadelphia, started at linebacker and recorded five tackles (two for loss) and one forced fumble. His two tackles for loss marked a new postseason single-game high.
- X With his five tackles in the Wild Card win over the Eagles, David (58) surpassed Shelton Quarles (55) for the second-most postseason tackles in club history, trailing only Derrick Brooks (93).
- X In the Divisional round contest against Detroit, he played all 73 defensive snaps and recorded a team-high 13 tackles (two for loss), one quarterback hit and 1.0 sack.

- X With his performance in the Divisional round, David moved into second place in tackles in club postseason history (71). He also moved into second place in tackles for loss (six) and moved into seventh place in sacks (2.0).

### COLLEGE:

- X Started all 27 games he played in at Nebraska (2010-11), recording 285 tackles, 28 tackles for loss, 11.5 sacks, two interceptions, 12 passes defended, three forced fumbles and two fumbles recovered.
- X In 2011, earned first-team All-American honors from the American Football Coaches Association, CBS and ESPN.
- X Also earned first-team All-Big Ten accolades (coaches, media, ESPN.com, Yahoo.com, Phil Steele).
- X Was a finalist for the Butkus Award (Top Linebacker), semifinalist for the Chuck Bednarik Award (Top Defensive Player) and semifinalist for the Lott Trophy (Top Defensive IMPACT Player) in 2011.
- X Named the 2011 Butkus-Fitzgerald Big Ten Linebacker of the Year and Nebraska team MVP.
- X 2011 Guy Chamberlin Award Winner for his play and contributions to the betterment of the University of Nebraska football team.
- X As a senior, led Nebraska with 133 tackles and ranked third in the Big Ten in tackles per game.
- X Also led Nebraska in tackles for loss (13.0), sacks (5.5), interceptions (2), forced fumbles (2) and fumble recoveries (2) in 2011.
- X In 2010, set school record with 152 tackles.
- X His 285 career tackles rank fourth in school history, and most by a two-year player.
- X Recorded a career-high 19 tackles in one game against South Dakota State, the seventh-most in school history.
- X Was named first-team All-American (Rivals.com and CBS), unanimous first-team Big 12 and Big 12 Newcomer of the Year, as selected by the coaches, in 2010.
- X Prior to his time at Nebraska, led Fort Scott Community College (Fort Scott,

Kansas) to the Junior College National Championship Game, while ranking among the conference's leaders in tackles and tackles for loss.

- X Was named Defensive MVP of the JUCO National Championship Game.
- X Two-time first-team All-Jayhawk Conference selection and a Region VI All-American in 2009.
- X During his first season at Fort Scott, led the Jayhawk Conference with 93 tackles.
- X Majored in criminology and criminal justice.

### COMMUNITY:

- X In 2020, supported Big Brothers, Big Sisters as part of the NFL's My Cause, My Cleats initiative.
- X David participated in the 7th Annual Cut for a Cure with the National Pediatric Cancer Foundation and helped raise \$100,000.
- X As a national ambassador for Big Brother Big Sister, Lavonte hosted his 4th annual bowling event benefiting the organization in 2019.
- X David coordinated with teammates to help donate weekly meals from local businesses to Metropolitan Ministries, helping feed those in need during COVID-19.
- X In October 2016, joined teammates and the entire Buccaneers business operations staff for the team's "Hometown Huddle," helping to refurbish the Sulphur Springs K-8 School and Community Center and interact with students.
- X In June 2016, was named a national ambassador and BIG Champion for Big Brothers Big Sisters of America, with the mission of creating more matches between children and caring, adult mentors across the United States.



- X In May 2016, helped dedicate a Buccaneers Academy at Bevis Elementary School, which was awarded a Fitness Zone and also presented with a special assembly and P.E. equipment for winning the 2016 Play 60 Challenge.
- X In November 2015 and 2016, hosted a bowling event to benefit Big Brothers Big Sisters of Tampa Bay.
- X In July 2015, hosted his inaugural free backpack and school supply donation to youth in his hometown of Miami, FL.
- X In June 2015, had his head shaved by children battling cancer as part of the Buccaneers Cut for a Cure to raise funds and awareness for the Pediatric Cancer Foundation.
- X Paired up with United Way volunteers and students to install a "Learning Garden" at Edison Elementary in October 2013 and at Davis Elementary in September 2015.
- X Led students through football drills and promoted the importance of health and fitness for the opening of Buccaneers Academy Fitness Zones at Foster Elementary in September 2012 and Sulphur Springs Elementary in December 2012.
- X As a member of the Buccaneers Rookie Club in 2012, visited youth at All Children's Hospital in St. Petersburg and sang holiday carols to residents at Westminster Palms retirement home, visited MacDill Air Force Base to thank civilian workers and active duty military for their service, helped host a lunch for service members at Coast Guard Air Station Clearwater and visited veterans recovering from injury and illness at Bay Pines VA Hospital, hosted an educational scavenger hunt for children from the Boys & Girls Clubs of Tampa Bay at Busch Gardens Tampa, and greeted patients at St. Joseph's Children's Hospital in May 2012.
- X Volunteered time while at Nebraska with team hospital visits and the Husker Heroes program.
- X Won back-to-back Florida state titles in 2006 and 2007, while finishing with undefeated records both years.
- X Son of the late Lynette David.
- X Born Lavonte David on January 23, 1990, in Miami, Florida.

### PERSONAL:

- X Attended Northwestern High School (Miami, Florida).

# DAVID'S GAME-BY-GAME STATISTICS

FRONT OFFICE

VETERANS

2023 REVIEW

HISTORY

RECORDS

SIDELINES

## 2023

| DATE              | OPP  | TACKLES    |           |           |           |            |             |          | INTERCEPTIONS |          |          |          |          | FUMBLES  |          |          | ST TACKLES |          |          |          |
|-------------------|------|------------|-----------|-----------|-----------|------------|-------------|----------|---------------|----------|----------|----------|----------|----------|----------|----------|------------|----------|----------|----------|
|                   |      | T          | S         | A         | TFL       | SK         | YDS         | QH       | NO            | YDS      | LG       | TD       | PD       | FF       | FR       | YDS      | T          | S        | A        |          |
| Sept. 10          | @MIN | 8          | 6         | 2         | 2         | 0.0        | 0.0         | 0        | 0             | 0        | 0        | 0        | 0        | 0        | 0        | 0        | 0          | 0        | 0        |          |
| Sept. 17          | CHI  | 2          | 1         | 1         | 0         | 0.0        | 0.0         | 0        | 0             | 0        | 0        | 0        | 0        | 0        | 0        | 0        | 0          | 0        | 0        |          |
| Sept. 25          | PHI  | 13         | 9         | 4         | 1         | 1.0        | 6.0         | 1        | 0             | 0        | 0        | 0        | 0        | 0        | 0        | 0        | 0          | 0        | 0        |          |
| Oct. 1            | @NO  | 5          | 0         | 5         | 0         | 0.0        | 0.0         | 0        | 0             | 0        | 0        | 0        | 0        | 0        | 0        | 0        | 0          | 0        | 0        |          |
| Oct. 15           | DET  | 12         | 9         | 3         | 2         | 1.0        | 8.0         | 1        | 0             | 0        | 0        | 0        | 1        | 0        | 0        | 0        | 0          | 0        | 0        |          |
| Oct. 22           | ATL  | 13         | 8         | 5         | 1         | 0.0        | 0.0         | 0        | 0             | 0        | 0        | 0        | 1        | 0        | 0        | 0        | 0          | 0        | 0        |          |
| Oct. 26           | @BUF | 14         | 6         | 8         | 1         | 0.0        | 0.0         | 0        | 0             | 0        | 0        | 0        | 0        | 0        | 0        | 0        | 0          | 0        | 0        |          |
| Nov. 5            | @HOU | 11         | 9         | 2         | 2         | 0.0        | 0.0         | 0        | 0             | 0        | 0        | 0        | 0        | 1        | 0        | 0        | 0          | 0        | 0        |          |
| Nov. 12           | TEN  | 5          | 3         | 2         | 2         | 0.0        | 0.0         | 0        | 0             | 0        | 0        | 0        | 1        | 0        | 0        | 0        | 0          | 0        | 0        |          |
| Nov. 19           | @SF  | 7          | 7         | 0         | 3         | 1.0        | 11.0        | 1        | 0             | 0        | 0        | 0        | 0        | 0        | 0        | 0        | 0          | 0        | 0        |          |
| Nov. 26           | @IND |            |           |           |           |            |             |          | Inactive      |          |          |          |          |          |          |          |            |          |          |          |
| Dec. 3            | CAR  |            |           |           |           |            |             |          | Inactive      |          |          |          |          |          |          |          |            |          |          |          |
| Dec. 10           | @ATL | 6          | 4         | 2         | 0         | 0.0        | 0.0         | 0        | 0             | 0        | 0        | 0        | 1        | 0        | 0        | 0        | 0          | 0        | 0        |          |
| Dec. 17           | @GB  | 9          | 7         | 2         | 2         | 0.5        | 10.5        | 1        | 0             | 0        | 0        | 0        | 1        | 0        | 0        | 0        | 0          | 0        | 0        |          |
| Dec. 24           | JAC  | 8          | 8         | 0         | 1         | 1.0        | 8.0         | 1        | 0             | 0        | 0        | 0        | 0        | 0        | 0        | 0        | 0          | 0        | 0        |          |
| Dec. 31           | NO   | 11         | 5         | 6         | 0         | 0.0        | 0.0         | 0        | 0             | 0        | 0        | 0        | 0        | 0        | 0        | 0        | 0          | 0        | 0        |          |
| Jan. 7            | @CAR | 10         | 4         | 6         | 0         | 0.0        | 0.0         | 0        | 0             | 0        | 0        | 0        | 0        | 0        | 0        | 0        | 0          | 0        | 0        |          |
| <b>TOTALS</b>     |      | <b>133</b> | <b>86</b> | <b>48</b> | <b>17</b> | <b>4.5</b> | <b>43.5</b> | <b>5</b> | <b>0</b>      | <b>0</b> | <b>0</b> | <b>0</b> | <b>5</b> | <b>1</b> | <b>0</b> | <b>0</b> | <b>0</b>   | <b>0</b> | <b>0</b> |          |
| <b>POSTSEASON</b> |      |            |           |           |           |            |             |          |               |          |          |          |          |          |          |          |            |          |          |          |
| Jan. 15           | PHI  | 5          | 5         | 0         | 2         | 0.0        | 0.0         | 0        | 0             | 0        | 0        | 0        | 0        | 1        | 0        | 0        | 0          | 0        | 0        | 0        |
| Jan. 21           | @DET | 13         | 9         | 4         | 2         | 1.0        | 6.0         | 1        | 0             | 0        | 0        | 0        | 0        | 0        | 0        | 0        | 0          | 0        | 0        | 0        |
| <b>TOTALS</b>     |      | <b>18</b>  | <b>14</b> | <b>4</b>  | <b>4</b>  | <b>1.0</b> | <b>6.0</b>  | <b>1</b> | <b>0</b>      | <b>0</b> | <b>0</b> | <b>0</b> | <b>0</b> | <b>1</b> | <b>0</b> | <b>0</b> | <b>0</b>   | <b>0</b> | <b>0</b> | <b>0</b> |

## DAVID'S CAREER STATISTICS

| Year              | Team      | GP         | GS         | Tackles      |              |            |             | Sk           | Yds       | INT        |           |          |           | Fumbles   |           |           | ST Tackles |          |          |
|-------------------|-----------|------------|------------|--------------|--------------|------------|-------------|--------------|-----------|------------|-----------|----------|-----------|-----------|-----------|-----------|------------|----------|----------|
|                   |           |            |            | T            | S            | A          | TFL         |              |           | No         | Yds       | Lg       | TD        | PD        | FF        | FR        | Yds        | T        | S        |
| 2012              | Tampa Bay | 16         | 16         | 139          | 112          | 27         | 2.0         | 14.0         | 1         | 27         | 27        | 0        | 5         | 0         | 0         | 0         | 0          | 0        | 0        |
| 2013              | Tampa Bay | 16         | 16         | 144          | 106          | 38         | 7.0         | 52.5         | 5         | 87         | 32        | 0        | 9         | 2         | 1         | 0         | 1          | 0        | 1        |
| 2014              | Tampa Bay | 14         | 14         | 146          | 101          | 45         | 1.0         | 4.0          | 0         | 0          | 0         | 0        | 4         | 4         | 1         | 0         | 0          | 0        | 0        |
| 2015              | Tampa Bay | 16         | 16         | 147          | 85           | 62         | 3.0         | 17.0         | 3         | 19         | 20        | 1        | 13        | 2         | 2         | 0         | 0          | 0        | 0        |
| 2016              | Tampa Bay | 16         | 16         | 87           | 67           | 20         | 5.0         | 39.0         | 1         | 15         | 15t       | 1        | 4         | 4         | 2         | 53        | 0          | 0        | 0        |
| 2017              | Tampa Bay | 13         | 13         | 101          | 76           | 25         | 0.0         | 0.0          | 0         | 0          | 0         | 0        | 1         | 5         | 5         | 21        | 0          | 0        | 0        |
| 2018              | Tampa Bay | 14         | 14         | 120          | 94           | 26         | 3.5         | 14.5         | 0         | 0          | 0         | 0        | 2         | 1         | 2         | 0         | 0          | 0        | 0        |
| 2019              | Tampa Bay | 16         | 16         | 122          | 81           | 41         | 1.0         | 14.0         | 1         | 26         | 26        | 0        | 7         | 3         | 1         | 0         | 1          | 1        | 0        |
| 2020              | Tampa Bay | 16         | 16         | 117          | 82           | 35         | 1.5         | 15.0         | 1         | -5         | -5        | 0        | 6         | 3         | 2         | 0         | 0          | 0        | 0        |
| 2021              | Tampa Bay | 12         | 12         | 97           | 63           | 34         | 2.0         | 1.0          | 0         | 0          | 0         | 0        | 3         | 2         | 1         | 0         | 0          | 0        | 0        |
| 2022              | Tampa Bay | 17         | 17         | 124          | 80           | 44         | 3.0         | 26.0         | 0         | 0          | 0         | 0        | 5         | 1         | 1         | 0         | 0          | 0        | 0        |
| 2023              | Tampa Bay | 15         | 15         | 134          | 86           | 48         | 4.5         | 43.5         | 0         | 0          | 0         | 0        | 5         | 1         | 0         | 0         | 0          | 0        | 0        |
| <b>NFL Totals</b> |           | <b>181</b> | <b>181</b> | <b>1,478</b> | <b>1,033</b> | <b>445</b> | <b>33.5</b> | <b>240.5</b> | <b>12</b> | <b>169</b> | <b>32</b> | <b>2</b> | <b>64</b> | <b>28</b> | <b>18</b> | <b>74</b> | <b>2</b>   | <b>2</b> | <b>0</b> |
| <b>Playoffs</b>   |           |            |            |              |              |            |             |              |           |            |           |          |           |           |           |           |            |          |          |
| Year              | Team      | GP         | GS         | Tackles      |              |            |             | Sk           | Yds       | INT        |           |          |           | Fumbles   |           |           | Tackles    |          |          |
|                   |           |            |            | T            | S            | A          | TFL         |              |           | No         | Yds       | Lg       | TD        | PD        | FF        | FR        | Yds        | T        | S        |
| 2020              | Tampa Bay | 4          | 4          | 26           | 22           | 4          | 1.0         | 11.0         | 0         | 0          | 0         | 0        | 4         | 0         | 0         | 0         | 0          | 0        | 0        |
| 2021              | Tampa Bay | 2          | 2          | 13           | 9            | 4          | 0.0         | 0.0          | 0         | 0          | 0         | 0        | 0         | 1         | 0         | 0         | 0          | 0        | 0        |
| 2022              | Tampa Bay | 1          | 1          | 14           | 9            | 5          | 0.0         | 0.0          | 0         | 0          | 0         | 0        | 0         | 0         | 0         | 0         | 0          | 0        | 0        |
| 2023              | Tampa Bay | 2          | 2          | 18           | 14           | 4          | 1.0         | 6.0          | 0         | 0          | 0         | 0        | 1         | 0         | 0         | 0         | 0          | 0        | 0        |
| <b>Postseason</b> |           | <b>9</b>   | <b>9</b>   | <b>71</b>    | <b>54</b>    | <b>17</b>  | <b>2.0</b>  | <b>17.0</b>  | <b>0</b>  | <b>0</b>   | <b>0</b>  | <b>0</b> | <b>4</b>  | <b>1</b>  | <b>1</b>  | <b>0</b>  | <b>0</b>   | <b>0</b> | <b>0</b> |

### SINGLE-GAME HIGHS

- Tackles:** 16, at Oakland, 11/4/12
- Sacks:** 2.0, twice, last vs. Carolina, 1/1/17
- Interceptions:** 2, twice, last at Philadelphia, 11/22/15
- INT-TD:** 1, twice, last at San Diego, 12/4/16
- Passes Defended:** 2, eight times, last at Denver, 9/27/20
- Safeties:** 1, vs. Miami, 11/11/13
- Forced Fumbles:** 2, at Arizona, 10/15/17
- Fumble Recoveries:** 2, at Carolina, 1/3/16
- FR-TD:** 1, at Arizona, 10/15/17



#35

JAMEL DEAN

CORNERBACK

HT: 6-1 WT: 206

DOB: 10/15/97

NFL: 6TH YEAR

ACQ: D3A, 2019

COLLEGE: AUBURN



### ACQUIRED BY BUCS:

- X Selected in the third round (94th overall) of the 2019 NFL Draft by the Buccaneers.

### AWARDS & ACCOLADES:

- X Super Bowl LV Champion.

### CAREER HIGHLIGHTS:

- X Has played in 70 games with 51 starts, totaling 247 tackles (six for loss), 45 passes defended, seven interceptions (returned 93 yards, one touchdown), two fumble recoveries and four special teams tackles.
- X Started eight-of-nine postseason games, recording 45 tackles (one for loss), eight passes defended and one forced fumble.
- X Since 2019, has recorded 45 passes defended, 23rd-most in the NFL during that span. Has five games with at least four passes defended in that span, the most such games in the NFL.
- X In 2019, tied for fourth in the NFL in passes defended (17). Posted three separate games with at least four passes defended, the most such games in a single season since 2000.
- X Tampa Bay's 2020 defense led the league in rushing yards allowed per game (80.6) and yards allowed per rush (3.60), while ranking sixth in yards allowed per play



(5.12), sixth in yards allowed per game (327.1), ranking tied for second in tackles for loss (91), tied for fourth in sacks (48.0) and tied for fifth in takeaways (25).

- X Made first career start at Atlanta (11/24/19), recording a career-high five passes defended, tied for the most in a single game in the NFL in 2019 and tied for the most by a Buccaneers player in a single game since 2007 (also Carlton Davis, 2019 at Atlanta).
- X Scored first career touchdown on a 32-yard interception return from Green Bay Packers QB Aaron Rodgers (10/18/20).
- X Recorded first career interception against Arizona (11/10/19).
- X Made NFL debut vs. San Francisco (9/8/19).

### 2023 HIGHLIGHTS:

- X Played 63-of-64 defensive snaps in the Week 1 victory at Minnesota, finishing with five tackles.
- X Played 52-of-53 defensive snaps in the Week 2 victory over Chicago, finishing with eight tackles.
- X In Week 3 vs. Philadelphia, played 37-of-78 defensive snaps, finishing with three tackles before leaving with injury.
- X Was inactive for Week 4 at New Orleans.
- X Played all 70 defensive snaps in Week 6 vs. Detroit, finishing with six tackles.
- X In Week 7 vs. Atlanta, played 64-of-65 defensive snaps and finished with a career-high 10 tackles and his first career fumble recovery.
- X Played all 69 defensive snaps in Week 8 at Buffalo, finishing with eight tackles and a then-season-high two passes defended.
- X In Week 9 at Houston, played 10 snaps before leaving with injury.

- X Played all 63 defensive snaps in the Week 10 victory over Tennessee, logging five tackles and one pass defended. Covered Titans wide receiver DeAndre Hopkins on 17 routes and allowed just one reception for seven yards.
- X In Week 11 at San Francisco, played 35-of-60 defensive snaps, logging three tackles before leaving with injury.
- X Was inactive for Weeks 12-14.
- X Played all 60 defensive snaps in the Week 15 victory at Green Bay, finishing with three tackles.
- X In the Week 16 victory over Jacksonville, started and played all 66 defensive snaps, finishing with four tackles.
- X Played all 70 defensive snaps in Week 17 vs. New Orleans, logging three tackles and one pass defended.
- X In the Week 18 victory at Carolina, played all 52 defensive snaps and logged three tackles and one fumble recovery. Contributed to a defense that recorded Tampa Bay's first shutout since Nov. 21, 2010 at San Francisco.
- X In the Wild Card round victory over Philadelphia, started at cornerback and finished with a team-leading and a career-high-tying 10 tackles (one for loss), and one pass defended. It marked the fifth time in Dean's eight career postseason games played that he had recorded at least one pass defended.
- X In the Divisional round contest at Detroit, played 54-of-73 defensive snaps and recorded five tackles and three passes defended. His three passes defended marked a new postseason career high and were tied for his sixth-most in a single game in his career.

### COLLEGE:

- X Played in 26 career games at Auburn (2015-18), totaling 73 tackles (4.5 for loss), 17 passes defended, two interceptions, and a sack.
- X Entering the 2018 season, Dean was a preseason All-SEC second-team selection. On the year, he tied for the team lead in interceptions, with two, while posting the second-most passes defended, with nine.



- X As a redshirt sophomore (2017), tallied 43 tackles (2.5 for loss) and eight passes defended, the second-most on the team, trailing only current Buccaneers teammate Carlton Davis.
- X Suffered an injury prior to the 2016 season, missing the year.
- X Redshirted as a true freshman (2015).
- X Received a bachelor's degree from the College of Liberal Arts in May, 2018.

### PERSONAL/COMMUNITY:

- X Attended Cocoa High School (Cocoa, Florida), where he was a two-time Florida first-team Class 4A all-state pick and was named the 2014 Brevard County player of the year and the Florida Athletic Coaches Association's District 12 MVP.
- X Son of Yolanda Kimbrough and James Dean.
- X Has four brothers: Derrick Jr., James Jr., Jamaine and Jayden.
- X In 2020, supported RISE as part of the NFL's My Cause, My Cleats initiative.
- X In June 2019, Dean participated in Tampa's Police Department Citizen's Academy and visited MacDill's Air Force Base as part of the rookie's program.

## DEAN'S GAME-BY-GAME STATISTICS

## 2023

| DATE          | OPP  | TACKLES   |           |           |          |            |            |          |          | INTERCEPTIONS |          |          |          |          | FUMBLES  |          |          | ST TACKLES |          |  |
|---------------|------|-----------|-----------|-----------|----------|------------|------------|----------|----------|---------------|----------|----------|----------|----------|----------|----------|----------|------------|----------|--|
|               |      | T         | S         | A         | TFL      | SK         | YDS        | QH       | NO       | YDS           | LG       | TD       | PD       | FF       | FR       | YDS      | T        | S          | A        |  |
| Sept. 10      | @MIN | 5         | 3         | 2         | 0        | 0.0        | 0.0        | 0        | 0        | 0             | 0        | 0        | 0        | 0        | 0        | 0        | 0        | 0          | 0        |  |
| Sept. 17      | CHI  | 8         | 7         | 1         | 0        | 0.0        | 0.0        | 0        | 0        | 0             | 0        | 0        | 0        | 0        | 0        | 0        | 0        | 0          | 0        |  |
| Sept. 25      | PHI  | 3         | 3         | 0         | 0        | 0.0        | 0.0        | 0        | 0        | 0             | 0        | 0        | 0        | 0        | 0        | 0        | 0        | 0          | 0        |  |
| Oct. 1        | @NO  | Inactive  |           |           |          |            |            |          |          |               |          |          |          |          |          |          |          |            |          |  |
| Oct. 15       | DET  | 6         | 3         | 3         | 0        | 0.0        | 0.0        | 0        | 0        | 0             | 0        | 0        | 0        | 0        | 0        | 0        | 0        | 0          | 0        |  |
| Oct. 22       | ATL  | 10        | 9         | 1         | 0        | 0.0        | 0.0        | 0        | 0        | 0             | 0        | 0        | 0        | 0        | 1        | 0        | 0        | 0          | 0        |  |
| Oct. 26       | @BUF | 8         | 8         | 0         | 0        | 0.0        | 0.0        | 0        | 0        | 0             | 0        | 0        | 2        | 0        | 0        | 0        | 0        | 0          | 0        |  |
| Nov. 5        | @HOU | 0         | 0         | 0         | 0        | 0.0        | 0.0        | 0        | 0        | 0             | 0        | 0        | 0        | 0        | 0        | 0        | 0        | 0          | 0        |  |
| Nov. 12       | TEN  | 5         | 1         | 4         | 0        | 0.0        | 0.0        | 0        | 0        | 0             | 0        | 0        | 1        | 0        | 0        | 0        | 0        | 0          | 0        |  |
| Nov. 19       | @SF  | 3         | 2         | 1         | 0        | 0.0        | 0.0        | 0        | 0        | 0             | 0        | 0        | 0        | 0        | 0        | 0        | 0        | 0          | 0        |  |
| Nov. 26       | @IND | Inactive  |           |           |          |            |            |          |          |               |          |          |          |          |          |          |          |            |          |  |
| Dec. 3        | CAR  | Inactive  |           |           |          |            |            |          |          |               |          |          |          |          |          |          |          |            |          |  |
| Dec. 10       | @ATL | Inactive  |           |           |          |            |            |          |          |               |          |          |          |          |          |          |          |            |          |  |
| Dec. 17       | @GB  | 3         | 3         | 0         | 0        | 0.0        | 0.0        | 0        | 0        | 0             | 0        | 0        | 0        | 0        | 0        | 0        | 0        | 0          | 0        |  |
| Dec. 24       | JAC  | 4         | 4         | 0         | 0        | 0.0        | 0.0        | 0        | 0        | 0             | 0        | 0        | 0        | 0        | 0        | 0        | 0        | 0          | 0        |  |
| Dec. 31       | NO   | 3         | 1         | 2         | 0        | 0.0        | 0.0        | 0        | 0        | 0             | 0        | 0        | 1        | 0        | 0        | 0        | 0        | 0          | 0        |  |
| Jan. 7        | @CAR | 3         | 2         | 1         | 0        | 0.0        | 0.0        | 0        | 0        | 0             | 0        | 0        | 0        | 0        | 0        | 0        | 0        | 0          | 0        |  |
| <b>TOTALS</b> |      | <b>61</b> | <b>46</b> | <b>15</b> | <b>0</b> | <b>0.0</b> | <b>0.0</b> | <b>0</b> | <b>0</b> | <b>0</b>      | <b>0</b> | <b>0</b> | <b>4</b> | <b>0</b> | <b>1</b> | <b>0</b> | <b>0</b> | <b>0</b>   | <b>0</b> |  |

## POSTSEASON

|               |      |           |          |          |          |            |            |          |          |          |          |          |          |          |          |          |          |          |          |
|---------------|------|-----------|----------|----------|----------|------------|------------|----------|----------|----------|----------|----------|----------|----------|----------|----------|----------|----------|----------|
| Jan. 15       | PHI  | 10        | 9        | 1        | 1        | 0.0        | 0.0        | 0        | 0        | 0        | 0        | 0        | 1        | 0        | 0        | 0        | 0        | 0        | 0        |
| Jan. 21       | @DET | 10        | 9        | 1        | 1        | 0.0        | 0.0        | 0        | 0        | 0        | 0        | 0        | 1        | 0        | 0        | 0        | 0        | 0        | 0        |
| <b>TOTALS</b> |      | <b>10</b> | <b>9</b> | <b>1</b> | <b>1</b> | <b>0.0</b> | <b>0.0</b> | <b>0</b> | <b>0</b> | <b>0</b> | <b>0</b> | <b>0</b> | <b>1</b> | <b>0</b> | <b>0</b> | <b>0</b> | <b>0</b> | <b>0</b> | <b>0</b> |

## DEAN'S CAREER STATISTICS

| Year              | Team      | GP        | GS        | Tackles    |            |           | Sk         | Yds        | INT      |           |           |          |           | Fumbles  |          |          | ST Tackles |          |          |
|-------------------|-----------|-----------|-----------|------------|------------|-----------|------------|------------|----------|-----------|-----------|----------|-----------|----------|----------|----------|------------|----------|----------|
|                   |           |           |           | T          | S          | A         |            |            | No       | Yds       | Lg        | TD       | PD        | FF       | FR       | Yds      | T          | S        | A        |
| 2019              | Tampa Bay | 13        | 5         | 21         | 16         | 5         | 0.0        | 0.0        | 2        | 31        | 31        | 0        | 17        | 0        | 0        | 0        | 0          | 0        | 0        |
| 2020              | Tampa Bay | 14        | 7         | 59         | 48         | 11        | 0.0        | 0.0        | 1        | 32        | 32        | 1        | 7         | 0        | 0        | 0        | 3          | 3        | 0        |
| 2021              | Tampa Bay | 15        | 11        | 52         | 43         | 9         | 0.0        | 0.0        | 2        | 6         | 6         | 0        | 9         | 0        | 0        | 0        | 1          | 1        | 0        |
| 2022              | Tampa Bay | 15        | 15        | 54         | 42         | 12        | 0.0        | 0.0        | 2        | 24        | 24        | 0        | 8         | 0        | 0        | 0        | 3          | 3        | 0        |
| 2023              | Tampa Bay | 13        | 13        | 61         | 46         | 15        | 0.0        | 0.0        | 0        | 0         | 0         | 0        | 4         | 0        | 1        | 0        | 0          | 0        | 0        |
| <b>NFL Totals</b> |           | <b>70</b> | <b>51</b> | <b>247</b> | <b>195</b> | <b>52</b> | <b>0.0</b> | <b>0.0</b> | <b>7</b> | <b>93</b> | <b>32</b> | <b>1</b> | <b>45</b> | <b>0</b> | <b>1</b> | <b>0</b> | <b>7</b>   | <b>7</b> | <b>0</b> |
| <b>Playoffs</b>   |           |           |           |            |            |           |            |            |          |           |           |          |           |          |          |          |            |          |          |
| Year              | Team      | GP        | GS        | Tackles    |            |           | Sk         | Yds        | INT      |           |           |          |           | Fumbles  |          |          | ST Tackles |          |          |
|                   |           |           |           | T          | S          | A         |            |            | No       | Yds       | Lg        | TD       | PD        | FF       | FR       | Yds      | T          | S        | A        |
| 2020              | Tampa Bay | 4         | 4         | 16         | 15         | 1         | 0.0        | 0.0        | 0        | 0         | 0         | 0        | 3         | 0        | 0        | 0        | 0          | 0        | 0        |
| 2021              | Tampa Bay | 2         | 2         | 14         | 11         | 3         | 0.0        | 0.0        | 0        | 0         | 0         | 0        | 1         | 1        | 0        | 0        | 1          | 1        | 0        |
| 2022              | Tampa Bay | 1         | 0         | 0          | 0          | 0         | 0.0        | 0.0        | 0        | 0         | 0         | 0        | 0         | 0        | 0        | 0        | 0          | 0        | 0        |
| 2023              | Tampa Bay | 2         | 2         | 15         | 14         | 1         | 0.0        | 0.0        | 0        | 0         | 0         | 0        | 4         | 0        | 0        | 0        | 0          | 0        | 0        |
| <b>Postseason</b> |           | <b>9</b>  | <b>8</b>  | <b>45</b>  | <b>39</b>  | <b>6</b>  | <b>0.0</b> | <b>0.0</b> | <b>0</b> | <b>0</b>  | <b>0</b>  | <b>0</b> | <b>8</b>  | <b>1</b> | <b>0</b> | <b>0</b> | <b>1</b>   | <b>1</b> | <b>0</b> |

## SINGLE-GAME HIGHS

**Tackles:** 10, vs. Atlanta, 10/22/23  
**Interceptions:** 2, at New Orleans, 9/18/22  
**Interception TD:** 1, vs. Green Bay, 10/18/20  
**Passes Defensed:** 5, at Atlanta, 11/24/19

# #8

## SIRVOCEA DENNIS

INSIDE LINEBACKER

HT: 6-1 WT: 230

DOB: 3/9/00

NFL: 2ND YEAR

ACQ: D5A, 2023

COLLEGE: PITTSBURGH



### ACQUIRED BY BUCS:

- X Selected in the fifth round (153rd overall) of the 2023 NFL Draft by the Tampa Bay Buccaneers.

### 2023 HIGHLIGHTS:

- X Made his NFL debut in the Week 1 victory at Minnesota. Logged 22 special teams snaps and appeared in a reserve capacity on defense.
- X Was inactive for Weeks 2-4.
- X Appeared on special teams in Week 6 vs. Detroit, playing a team-high-tying 21 special teams snaps.
- X In Week 7 vs. Atlanta, appeared on special teams and in a reserve capacity on defense. Logged a team-high-tying 18 special teams snaps and recorded his first career special teams tackle.
- X Played a team-high-tying 21 special teams snaps in Week 8 at Buffalo.
- X Appeared on special teams and in a reserve capacity on defense in Week 9 at Houston. He played 26 special teams snaps.
- X In the Week 10 victory over Tennessee, played a team-high 19 special teams snaps.
- X Played 17-of-60 defensive snaps in Week 11 at San Francisco, recording his first two career defensive tackles. Also added one special teams tackle.
- X In Week 12 at Indianapolis, played 66-of-73 defensive snaps and finished with a then-career-high six tackles and his first career pass defended.
- X Was inactive for Week 13 vs. Carolina.
- X In the Week 14 victory over Atlanta, appeared on special teams and in a reserve capacity on defense.

- X Appeared on special teams and in a reserve capacity on defense in the Week 15 victory at Green Bay.
- X In the Week 16 victory over Jacksonville, appeared on special teams.
- X Played 18 special teams snaps in Week 17 vs. New Orleans, logging one special teams tackle.
- X In the Week 18 victory at Carolina, appeared on special teams and in a reserve capacity on defense, logging one special teams tackle.
- X Appeared primarily on special teams in the Wild Card round victory over Philadelphia, logging one special teams tackle.
- X Played 18 special teams snaps in the Divisional round matchup against Detroit.

### COLLEGE:

- X Appeared in 43 games across four seasons (2019-22) at the University of Pittsburgh, totaling 239 tackles (36 for loss), 15 sacks, five passes defended, two interceptions and one fumble recovery.
- X Was named first team All-ACC as a senior in 2022 after posting career highs in tackles (94), sacks (7.0), passes defended (four) and forced fumbles (two). Also added 12 tackles for loss and one interception across 12 games.
- X Was named second team All-ACC as a junior in 2021 after he recorded 81 tackles (9.5 for loss), 4.0 sacks, one pass defended, one interception and one fumble recovery in 12 games. Also added one blocked field goal on special teams.

FRONT OFFICE

VETERANS

2023 REVIEW

HISTORY

RECORDS

SIDELINES

- X Received third team All-ACC recognition as a sophomore in 2020 after compiling 57 tackles (a team-high 14.5 for loss) and 4.0 sacks across 10 games. His 14.5 tackles for loss ranked third in the ACC in 2020.

### PERSONAL:

- X Spent one season after high school at the Peddie School preparatory school in New Jersey. Was named the Mid-Atlantic Prep League Defensive Player of the Year and received first team All-MAPL recognition.
- X Attended Christian Brothers Academy for high school, where he played quarterback and defensive back.
- X Also played basketball and lacrosse in high school.
- X Born SirVocea Levitticus Dennis on March 9, 2000.
- X Parents are SirVantis and Corliss Dennis.
- X Majored in law, criminal justice and society at Pittsburgh.

## DENNIS' GAME-BY-GAME STATISTICS

| 2023              |      | TACKLES  |          |          |          |            |            |          | INTERCEPTIONS |          |          |          | FUMBLES  |          |          | ST TACKLES |          |          |          |
|-------------------|------|----------|----------|----------|----------|------------|------------|----------|---------------|----------|----------|----------|----------|----------|----------|------------|----------|----------|----------|
| DATE              | OPP  | T        | S        | A        | TFL      | SK         | YDS        | QH       | NO            | YDS      | LG       | TD       | PD       | FF       | FR       | YDS        | T        | S        | A        |
| Sept. 10          | @MIN | 0        | 0        | 0        | 0        | 0.0        | 0.0        | 0        | 0             | 0        | 0        | 0        | 0        | 0        | 0        | 0          | 0        | 0        | 0        |
| Sept. 17          | CHI  |          |          |          |          |            |            |          | Inactive      |          |          |          |          |          |          |            |          |          |          |
| Sept. 25          | PHI  |          |          |          |          |            |            |          | Inactive      |          |          |          |          |          |          |            |          |          |          |
| Oct. 1            | @NO  |          |          |          |          |            |            |          | Inactive      |          |          |          |          |          |          |            |          |          |          |
| Oct. 15           | DET  | 0        | 0        | 0        | 0        | 0.0        | 0.0        | 0        | 0             | 0        | 0        | 0        | 0        | 0        | 0        | 0          | 0        | 0        | 0        |
| Oct. 22           | ATL  | 0        | 0        | 0        | 0        | 0.0        | 0.0        | 0        | 0             | 0        | 0        | 0        | 0        | 0        | 0        | 0          | 1        | 1        | 0        |
| Oct. 26           | @BUF | 0        | 0        | 0        | 0        | 0.0        | 0.0        | 0        | 0             | 0        | 0        | 0        | 0        | 0        | 0        | 0          | 1        | 1        | 0        |
| Nov. 5            | @HOU | 0        | 0        | 0        | 0        | 0.0        | 0.0        | 0        | 0             | 0        | 0        | 0        | 0        | 0        | 0        | 0          | 0        | 0        | 0        |
| Nov. 12           | TEN  | 0        | 0        | 0        | 0        | 0.0        | 0.0        | 0        | 0             | 0        | 0        | 0        | 0        | 0        | 0        | 0          | 0        | 0        | 0        |
| Nov. 19           | @SF  | 2        | 1        | 1        | 0        | 0.0        | 0.0        | 0        | 0             | 0        | 0        | 0        | 0        | 0        | 0        | 0          | 1        | 1        | 0        |
| Nov. 26           | @IND | 6        | 5        | 1        | 0        | 0.0        | 0.0        | 0        | 0             | 0        | 0        | 0        | 1        | 0        | 0        | 0          | 0        | 0        | 0        |
| Dec. 3            | CAR  |          |          |          |          |            |            |          | Inactive      |          |          |          |          |          |          |            |          |          |          |
| Dec. 10           | @ATL | 0        | 0        | 0        | 0        | 0.0        | 0.0        | 0        | 0             | 0        | 0        | 0        | 0        | 0        | 0        | 0          | 0        | 0        | 0        |
| Dec. 17           | @GB  | 0        | 0        | 0        | 0        | 0.0        | 0.0        | 0        | 0             | 0        | 0        | 0        | 0        | 0        | 0        | 0          | 0        | 0        | 0        |
| Dec. 24           | JAC  | 0        | 0        | 0        | 0        | 0.0        | 0.0        | 0        | 0             | 0        | 0        | 0        | 0        | 0        | 0        | 0          | 0        | 0        | 0        |
| Dec. 31           | NO   | 0        | 0        | 0        | 0        | 0.0        | 0.0        | 0        | 0             | 0        | 0        | 0        | 0        | 0        | 0        | 0          | 1        | 1        | 0        |
| Jan. 7            | @CAR | 0        | 0        | 0        | 0        | 0.0        | 0.0        | 0        | 0             | 0        | 0        | 0        | 0        | 0        | 0        | 0          | 1        | 1        | 0        |
| <b>TOTALS</b>     |      | <b>8</b> | <b>6</b> | <b>2</b> | <b>0</b> | <b>0.0</b> | <b>0.0</b> | <b>0</b> | <b>0</b>      | <b>0</b> | <b>0</b> | <b>0</b> | <b>1</b> | <b>0</b> | <b>0</b> | <b>0</b>   | <b>5</b> | <b>5</b> | <b>0</b> |
| <b>POSTSEASON</b> |      |          |          |          |          |            |            |          |               |          |          |          |          |          |          |            |          |          |          |
| Jan. 15           | PHI  | 0        | 0        | 0        | 0        | 0.0        | 0.0        | 0        | 0             | 0        | 0        | 0        | 0        | 0        | 0        | 0          | 1        | 0        | 1        |
| Jan. 21           | @DET | 0        | 0        | 0        | 0        | 0.0        | 0.0        | 0        | 0             | 0        | 0        | 0        | 0        | 0        | 0        | 0          | 0        | 0        | 0        |
| <b>TOTALS</b>     |      | <b>0</b> | <b>0</b> | <b>0</b> | <b>0</b> | <b>0.0</b> | <b>0.0</b> | <b>0</b> | <b>0</b>      | <b>0</b> | <b>0</b> | <b>0</b> | <b>0</b> | <b>0</b> | <b>0</b> | <b>0</b>   | <b>1</b> | <b>0</b> | <b>1</b> |

# #0 YAYA DIABY

## OUTSIDE LINEBACKER

HT: 6-4 WT: 270

DOB: 5/30/99

NFL: 2ND YEAR

ACQ: D3, 2023

COLLEGE: LOUISVILLE



### ACQUIRED BY BUCS:

- X Selected in the third round (82nd overall) of the 2023 NFL Draft.

### CAREER HIGHLIGHTS:

- X Appeared in 17 games for Tampa Bay, making seven starts and amassing 38 tackles (12 for loss), eight quarterback hits, 7.5 sacks, two fumble recoveries and one forced fumble.
- X Has started two postseason contests, logging four tackles.
- X He finished the 2023 season leading all rookies in tackles for loss (12).

### 2023 HIGHLIGHTS:

- X Led the Buccaneers and ranked third among all rookies with 7.5 sacks in 2023.
- X Made his NFL debut in the Week 1 victory at Minnesota. Logged 26 defensive snaps and eight special teams snaps.
- X Finished with one tackle across 23 defensive snaps in the Week 2 victory over Chicago.
- X In Week 3 vs. Philadelphia, played 25-of-78 defensive snaps and finished with one tackle.
- X Played 21-of-65 defensive snaps in the Week 4 victory at New Orleans, finishing with two tackles (one for loss).
- X In Week 6 vs. Detroit, played 30-of-70 defensive snaps and finished with a then-season-high three tackles.
- X Played 20-of-65 defensive snaps in Week 7 vs. Atlanta, finishing with one tackle and his first career fumble recovery.
- X In Week 8 at Buffalo, played 24-of-69 defensive snaps and finished with one tackle (that went for loss), one

quarterback hit and 1.0 sack. It marked Diaby's first career sack.

- X Played 17-of-72 defensive snaps in Week 9 at Houston, in addition to appearing on special teams.
- X In the Week 10 victory over Tennessee, played 27-of-63 defensive snaps and finished with two tackles (both for loss), two quarterback hits and 1.0 sack.
- X Played 21-of-60 defensive snaps in Week 11 at San Francisco, finishing with four tackles (three for loss), 2.0 sacks and two quarterback hits.
- X Through 11 Weeks, Diaby ranked tied for second among rookies in both sacks (4.0) and tackles for loss (seven).
- X Made his first career start in Week 12 at Indianapolis, playing 48-of-73 defensive snaps and finishing with one tackle.
- X Started in the Week 13 victory over Carolina, playing 47-of-72 defensive snaps and finishing with six tackles and 1.0 sack.





- X Diaby's sack in Week 13 marked his fifth of the season – all since Week 8. From Weeks 8-13, Diaby's 5.0 sacks were tied for seventh in the NFL.
- X In the Week 14 victory over Atlanta, started at outside linebacker, playing 37-of-72 defensive snaps and finishing with three tackles.
- X Started in the Week 15 victory at Green Bay, playing 36-of-60 defensive snaps and logging one tackle and one quarterback hit.
- X In the Week 16 victory over Jacksonville, started at outside linebacker and played 35-of-66 defensive snaps, finishing with five tackles (two for loss), 1.5 sacks, one forced fumble, one fumble recovery and one quarterback hit.
- X In Week 16, Diaby became the first rookie in the 2023 season and the first rookie in Buccaneers history (since data is available, starting in 1999) to record a game with at least one sack, forced fumble and fumble recovery.
- X Through 16 weeks, Diaby ranked tied for first among all rookies with 6.5 sacks. He ranked second in tackles for loss with nine, trailing only teammate Calijah Kancey.
- X In Week 17 vs, New Orleans, played 46-of-70 defensive snaps and finished with two tackles for loss.
- X Through 17 Weeks, led all rookies with 11 tackles for loss. His four games with multiple tackles for loss also led all rookies.
- X In the Week 18 victory at Carolina, played 32-of-52 defensive snaps and recorded six tackles (one for loss), one quarterback hit and 1.0 sack.
- X Diaby's sack in Week 18 brought his team-leading sack total to 7.5 on the season – good for the third-most sacks by a rookie in 2023 and tied for the second-most sacks by a rookie in franchise history.
- X Diaby led all rookies in tackles for loss with 12 in the 2023 regular season.
- X In the Wild Card round victory over Philadelphia, started at outside linebacker and logged one tackle. Contributed to a defense that helped



produce Tampa Bay's largest yardage differential in a postseason game in club history (+150).

- X In the Divisional round contest against Detroit, Diaby played 45-of-73 defensive snaps and recorded three tackles.

### COLLEGE:

- X Appeared in 34 games across three seasons (2020-22) at the University of Louisville, amassing 94 tackles (19.5 for loss), 10.5 sacks, two passes defensed and two fumble recoveries.
- X Prior to attending Louisville, Diaby spent two years at Georgia Military Academy (2018-19), where he collected 77 tackles and seven sacks.
- X Was named third team All-ACC as a senior in 2022 when he finished with 37 tackles (14 for loss), 9.0 sacks, two passes defensed and two fumble recoveries.
- X As a junior in 2021, finished with 39 tackles (three for loss) and 1.5 sacks across 13 games.
- X Appeared in eight games as a sophomore in 2020, tallying 18 tackles (2.5 for loss).

### PERSONAL:

- X Prior to attending Georgia Military Academy, he worked as a wheelchair passenger assistant at Hartsfield-Jackson Atlanta International Airport.
- X Son of Mariama and Mohamed Diaby.
- X Is named after his maternal uncle.
- X Has one brother and one sister.
- X Majored in criminal justice at Louisville.

# DIABY'S GAME-BY-GAME STATISTICS

**2023**

| DATE              | OPP  | TACKLES   |           |           |           |            |             | INTERCEPTIONS |          |          |          |          | FUMBLES  |          |          | ST TACKLES |          |          |          |
|-------------------|------|-----------|-----------|-----------|-----------|------------|-------------|---------------|----------|----------|----------|----------|----------|----------|----------|------------|----------|----------|----------|
|                   |      | T         | S         | A         | TFL       | SK         | YDS         | QH            | NO       | YDS      | LG       | TD       | PD       | FF       | FR       | YDS        | T        | S        | A        |
| Sept. 10          | @MIN | 0         | 0         | 0         | 0         | 0.0        | 0.0         | 0             | 0        | 0        | 0        | 0        | 0        | 0        | 0        | 0          | 0        | 0        | 0        |
| Sept. 17          | CHI  | 1         | 1         | 0         | 0         | 0.0        | 0.0         | 0             | 0        | 0        | 0        | 0        | 0        | 0        | 0        | 0          | 0        | 0        |          |
| Sept. 25          | PHI  | 1         | 0         | 1         | 0         | 0.0        | 0.0         | 0             | 0        | 0        | 0        | 0        | 0        | 0        | 0        | 0          | 0        | 0        |          |
| Oct. 1            | @NO  | 2         | 2         | 0         | 1         | 0.0        | 0.0         | 0             | 0        | 0        | 0        | 0        | 0        | 0        | 0        | 0          | 0        | 0        |          |
| Oct. 15           | DET  | 3         | 1         | 2         | 0         | 0.0        | 0.0         | 0             | 0        | 0        | 0        | 0        | 0        | 0        | 0        | 0          | 0        | 0        |          |
| Oct. 22           | ATL  | 1         | 0         | 1         | 0         | 0.0        | 0.0         | 0             | 0        | 0        | 0        | 0        | 0        | 1        | 0        | 0          | 0        | 0        |          |
| Oct. 26           | @BUF | 1         | 1         | 0         | 1         | 1.0        | 2.0         | 1             | 0        | 0        | 0        | 0        | 0        | 0        | 0        | 0          | 0        | 0        |          |
| Nov. 5            | @HOU | 0         | 0         | 0         | 0         | 0.0        | 0.0         | 0             | 0        | 0        | 0        | 0        | 0        | 0        | 0        | 0          | 0        | 0        |          |
| Nov. 12           | TEN  | 2         | 2         | 0         | 2         | 1.0        | 7.0         | 2             | 0        | 0        | 0        | 0        | 0        | 0        | 0        | 0          | 0        | 0        |          |
| Nov. 19           | @SF  | 4         | 4         | 0         | 3         | 2.0        | 16.0        | 2             | 0        | 0        | 0        | 0        | 0        | 0        | 0        | 0          | 0        | 0        |          |
| Nov. 26           | @IND | 1         | 0         | 1         | 0         | 0.0        | 0.0         | 0             | 0        | 0        | 0        | 0        | 0        | 0        | 0        | 0          | 0        | 0        |          |
| Dec. 3            | CAR  | 6         | 3         | 3         | 0         | 1.0        | 0.0         | 0             | 0        | 0        | 0        | 0        | 0        | 0        | 0        | 0          | 0        | 0        |          |
| Dec. 10           | @ATL | 3         | 1         | 2         | 0         | 0.0        | 0.0         | 0             | 0        | 0        | 0        | 0        | 0        | 0        | 0        | 0          | 0        | 0        |          |
| Dec. 17           | @GB  | 1         | 1         | 0         | 0         | 0.0        | 0.0         | 1             | 0        | 0        | 0        | 0        | 0        | 0        | 0        | 0          | 0        | 0        |          |
| Dec. 24           | JAC  | 5         | 4         | 1         | 2         | 1.5        | 15.0        | 1             | 0        | 0        | 0        | 0        | 1        | 1        | 0        | 0          | 0        | 0        |          |
| Dec. 31           | NO   | 2         | 2         | 0         | 2         | 0.0        | 0.0         | 0             | 0        | 0        | 0        | 0        | 0        | 0        | 0        | 0          | 0        | 0        |          |
| Jan. 7            | @CAR | 6         | 3         | 3         | 1         | 1.0        | 8.0         | 1             | 0        | 0        | 0        | 0        | 0        | 0        | 0        | 0          | 0        | 0        |          |
| <b>TOTALS</b>     |      | <b>39</b> | <b>25</b> | <b>14</b> | <b>12</b> | <b>7.5</b> | <b>48.0</b> | <b>8</b>      | <b>0</b> | <b>0</b> | <b>0</b> | <b>0</b> | <b>0</b> | <b>1</b> | <b>2</b> | <b>0</b>   | <b>0</b> | <b>0</b> | <b>0</b> |
| <b>POSTSEASON</b> |      |           |           |           |           |            |             |               |          |          |          |          |          |          |          |            |          |          |          |
| Jan. 15           | PHI  | 1         | 1         | 0         | 0         | 0.0        | 0.0         | 0             | 0        | 0        | 0        | 0        | 0        | 0        | 0        | 0          | 0        | 0        | 0        |
| Jan. 21           | @DET | 3         | 2         | 1         | 0         | 0.0        | 0.0         | 0             | 0        | 0        | 0        | 0        | 0        | 0        | 0        | 0          | 0        | 0        | 0        |
| <b>TOTALS</b>     |      | <b>4</b>  | <b>3</b>  | <b>1</b>  | <b>0</b>  | <b>0.0</b> | <b>0.0</b>  | <b>0</b>      | <b>0</b> | <b>0</b> | <b>0</b> | <b>0</b> | <b>0</b> | <b>0</b> | <b>0</b> | <b>0</b>   | <b>0</b> | <b>0</b> | <b>0</b> |

## DIABY'S CAREER STATISTICS

| Year              | Team      | Tackles   |          |           |           |           |            | INT         |          |          |          |          | Fumbles  |          |          | ST Tackles |          |          |          |
|-------------------|-----------|-----------|----------|-----------|-----------|-----------|------------|-------------|----------|----------|----------|----------|----------|----------|----------|------------|----------|----------|----------|
|                   |           | GP        | GS       | T         | S         | A         | Sk         | Yds         | No       | Yds      | Lg       | TD       | PD       | FF       | FR       | Yds        | T        | S        | A        |
| 2023              | Tampa Bay | 17        | 7        | 38        | 25        | 13        | 7.5        | 48.0        | 0        | 0        | 0        | 0        | 4        | 1        | 2        | 0          | 0        | 0        | 0        |
| <b>NFL Totals</b> |           | <b>17</b> | <b>7</b> | <b>38</b> | <b>25</b> | <b>13</b> | <b>7.5</b> | <b>48.0</b> | <b>0</b> | <b>0</b> | <b>0</b> | <b>0</b> | <b>4</b> | <b>1</b> | <b>2</b> | <b>0</b>   | <b>0</b> | <b>0</b> | <b>0</b> |
| <b>Playoffs</b>   |           |           |          |           |           |           |            |             |          |          |          |          |          |          |          |            |          |          |          |
| Year              | Team      | Tackles   |          |           |           |           |            | INT         |          |          |          |          | Fumbles  |          |          | ST Tackles |          |          |          |
|                   |           | GP        | GS       | T         | S         | A         | Sk         | Yds         | No       | Yds      | Lg       | TD       | PD       | FF       | FR       | Yds        | T        | S        | A        |
| 2023              | Tampa Bay | 2         | 2        | 4         | 3         | 1         | 0.0        | 0.0         | 0        | 0        | 0        | 0        | 0        | 0        | 0        | 0          | 0        | 0        | 0        |
| <b>Postseason</b> |           | <b>2</b>  | <b>2</b> | <b>4</b>  | <b>3</b>  | <b>1</b>  | <b>0.0</b> | <b>0.0</b>  | <b>0</b> | <b>0</b> | <b>0</b> | <b>0</b> | <b>0</b> | <b>0</b> | <b>0</b> | <b>0</b>   | <b>0</b> | <b>0</b> | <b>0</b> |

FRONT OFFICE

VETERANS

2023 REVIEW

HISTORY

RECORDS

SIDELINES

# #87

## PAYNE DURHAM

**TIGHT END**  
**HT:** 6-5 **WT:** 225  
**DOB:** 6/15/00  
**NFL:** 2ND YEAR  
**ACQ:** D5B, 2023  
**COLLEGE:** PURDUE



### ACQUIRED BY BUCS:

- X Selected in the fifth round (171st overall) of the 2023 NFL Draft by the Tampa Bay Buccaneers.

### 2023 HIGHLIGHTS:

- X Was inactive for Weeks 1-4.
- X Made his NFL debut in Week 6 vs. Detroit, bringing in his first career reception. Finished with one catch for eight yards.
- X In Week 7 vs. Atlanta, appeared on special teams and in a reserve capacity on offense, playing 15-of-73 offensive snaps.
- X Appeared on special teams and in a reserve capacity on offense in Weeks 8-10.
- X In Week 11 at San Francisco, played 12-of-71 offensive snaps and brought in a then-season-high two receptions for 13 yards.
- X Played 12-of-60 offensive snaps in Week 12 at Indianapolis, bringing in one reception for 12 yards.
- X Started at tight end in the Week 13 victory over Carolina, playing 11 offensive snaps.
- X In the Week 14 victory over Atlanta, appeared in a reserve capacity on offense and on special teams.
- X Appeared on special teams and in a reserve capacity on offense in the Week 15 victory at Green Bay.
- X In the Week 16 victory over Jacksonville, played 11-of-74 offensive snaps, bringing in one reception for a then-career-high 25 yards.
- X Appeared on special teams and in a reserve capacity on offense in Week 17 vs. New Orleans.

- X In the Week 18 victory at Carolina, appeared on special teams and in a reserve capacity on offense.
- X In the Wild Card round victory over Philadelphia, appeared in a reserve capacity on offense, bringing in one reception for 18 yards.
- X Appeared on special teams and in a reserve capacity on offense in the Divisional round matchup against Detroit.

### COLLEGE:

- X Appeared in 41 career games across four seasons (2019-22) at Purdue University, totaling 126 receptions for 1,275 yards and 21 receiving touchdowns. Also added one carry for four yards.
- X His 21 receiving touchdowns rank fifth in program history and rank second all-time by a tight end in program history.
- X His 1,275 receiving yards rank sixth in program history in receiving yards by a tight end.
- X As a senior in 2022, was a Mackey Award (most outstanding tight end) semifinalist, was named second team All-Big Ten and was an All-American honorable mention after hauling in 56 passes for 560 yards and eight receiving touchdowns across 13 games (12 starts).
- X Ranked second on the team in receptions, receiving yards and touchdowns as a senior.
- X As a junior in 2021, was named All-Big Ten honorable mention after starting 10-of-12 games and bringing in 45 receptions for 467 yards and six receiving touchdowns.
- X Received All-Big Ten honorable mention as a sophomore in 2020 when he

brought in 16 receptions for 166 yards and three receiving touchdowns in six games.

- X Appeared in 12 games as a freshman in 2019, logging nine receptions for 82 yards and four receiving touchdowns.

### PERSONAL:

- X Attended Peachtree Ridge High (Suwanee, Ga.)
- X Played lacrosse in high school before being convinced to try out for the football team as a senior after his high school's head football coach made a 3-point basketball shot during a pep rally.
- X Was born William Payne Durham.
- X Majored in selling & sales management.



## DURHAM'S GAME-BY-GAME STATISTICS

| DATE              | OPP  | RECEIVING |           |             |           |          | RUSHING  |          |     |    |    |          |  |
|-------------------|------|-----------|-----------|-------------|-----------|----------|----------|----------|-----|----|----|----------|--|
|                   |      | NO        | YDS       | AVG         | LG        | TD       | ATT      | YDS      | AVG | LG | TD |          |  |
| Sept. 10          | @MIN |           |           |             |           |          |          |          |     |    |    |          |  |
| Sept. 17          | CHI  |           |           |             |           |          |          |          |     |    |    |          |  |
| Sept. 25          | PHI  |           |           |             |           |          |          |          |     |    |    |          |  |
| Oct. 1            | @NO  |           |           |             |           |          |          |          |     |    |    |          |  |
| Oct. 15           | DET  | 1         | 8         | 8.0         | 8         | 0        | 0        | 0        | -   | -  | -  | 0        |  |
| Oct. 22           | ATL  | 0         | 0         | 0.0         | 0         | 0        | 0        | 0        | -   | -  | -  | 0        |  |
| Oct. 26           | @BUF | 0         | 0         | 0.0         | 0         | 0        | 0        | 0        | -   | -  | -  | 0        |  |
| Nov. 5            | @HOU | 0         | 0         | 0.0         | 0         | 0        | 0        | 0        | -   | -  | -  | 0        |  |
| Nov. 12           | TEN  | 0         | 0         | 0.0         | 0         | 0        | 0        | 0        | -   | -  | -  | 0        |  |
| Nov. 19           | @SF  | 2         | 13        | 6.5         | 8         | 0        | 0        | 0        | -   | -  | -  | 0        |  |
| Nov. 26           | @IND | 1         | 12        | 12.0        | 12        | 0        | 0        | 0        | -   | -  | -  | 0        |  |
| Dec. 3            | CAR  | 0         | 0         | 0.0         | 0         | 0        | 0        | 0        | -   | -  | -  | 0        |  |
| Dec. 10           | @ATL | 0         | 0         | 0.0         | 0         | 0        | 0        | 0        | -   | -  | -  | 0        |  |
| Dec. 17           | @GB  | 0         | 0         | 0.0         | 0         | 0        | 0        | 0        | -   | -  | -  | 0        |  |
| Dec. 24           | JAC  | 1         | 25        | 25.0        | 25        | 0        | 0        | 0        | -   | -  | -  | 0        |  |
| Dec. 31           | NO   | 0         | 0         | 0.0         | 0         | 0        | 0        | 0        | -   | -  | -  | 0        |  |
| Jan. 7            | @CAR | 0         | 0         | 0.0         | 0         | 0        | 0        | 0        | -   | -  | -  | 0        |  |
| <b>TOTALS</b>     |      | <b>5</b>  | <b>58</b> | <b>11.6</b> | <b>25</b> | <b>0</b> | <b>0</b> | <b>0</b> | -   | -  | -  | <b>0</b> |  |
| <b>POSTSEASON</b> |      |           |           |             |           |          |          |          |     |    |    |          |  |
| Jan. 15           | PHI  | 1         | 18        | 18.0        | 18        | 0        | 0        | 0        | -   | -  | -  | 0        |  |
| Jan. 21           | @DET | 0         | 0         | 0.0         | 0         | 0        | 0        | 0        | -   | -  | -  | 0        |  |
| <b>TOTALS</b>     |      | <b>1</b>  | <b>18</b> | <b>18.0</b> | <b>18</b> | <b>0</b> | <b>0</b> | <b>0</b> | -   | -  | -  | <b>0</b> |  |

## DURHAM'S CAREER STATISTICS

| YEAR              | TEAM      | RECEIVING |          |          |           |             | RUSHING   |          |          |          |     |    |          |
|-------------------|-----------|-----------|----------|----------|-----------|-------------|-----------|----------|----------|----------|-----|----|----------|
|                   |           | GP        | GS       | NO.      | YDS       | AVG         | LG        | TD       | ATT      | YDS      | AVG | LG | TD       |
| 2023              | Tampa Bay | 13        | 2        | 5        | 58        | 11.6        | 25        | 0        | 0        | 0        | -   | -  | 0        |
| <b>NFL Totals</b> |           | <b>13</b> | <b>2</b> | <b>5</b> | <b>58</b> | <b>11.6</b> | <b>25</b> | <b>0</b> | <b>0</b> | <b>0</b> | -   | -  | <b>0</b> |
| <b>Postseason</b> |           |           |          |          |           |             |           |          |          |          |     |    |          |
| Year              | Team      | GP        | GS       | No.      | Yds       | Avg         | Lg        | TD       | Att.     | Yds      | Avg | Lg | TD       |
| 2023              | Tampa Bay | 2         | 1        | 1        | 18        | 18.0        | 18        | 0        | 0        | 0        | -   | -  | 0        |
| <b>Postseason</b> |           | <b>2</b>  | <b>1</b> | <b>1</b> | <b>18</b> | <b>18.0</b> | <b>18</b> | <b>0</b> | <b>0</b> | <b>0</b> | -   | -  | <b>0</b> |

# #22

## CHASE EDMONDS

**RUNNING BACK**  
**HT:** 5-9 **WT:** 201  
**DOB:** 4/13/96  
**NFL:** 7TH YEAR  
**ACQ:** FA, 2023  
**COLLEGE:** FORDHAM



### TRANSACTIONS:

- X Selected in the fourth round (134th overall) of the 2018 NFL Draft by the Arizona Cardinals.
- X Signed by the Miami Dolphins as an unrestricted free agent on March 17, 2022.
- X Traded by the Dolphins to the Denver Broncos on Nov. 1, 2022.
- X Signed by the Tampa Bay Buccaneers as a free agent on March 16, 2023.

### CAREER HIGHLIGHTS:

- X Has appeared in 83 career games, logging 450 carries for 1,972 yards (4.4 avg.) and 11 touchdowns. Also added 158 receptions for 1,159 yards and six receiving touchdowns.
- X Has appeared in three postseason games, tallying 19 carries for 59 yards while adding three receptions for 26 yards.
- X Has contributed 21 kickoff returns for 465 yards (22.1 avg.) and added 11 special teams tackles.
- X In 2021, ranked ninth in the NFL with 5.1 yards per carry.
- X Recorded his first career start against Seattle (9/29/19).
- X Made NFL debut against Washington (9/19/18).

### 2023 HIGHLIGHTS:

- X Logged eight offensive snaps, carrying the ball twice for eight yards in the Week 1 victory at Minnesota. Also appeared on 15 special teams snaps.
- X In the Week 2 victory over Chicago, appeared on three offensive snaps and finished with two carries for 12 yards. Also appeared on special teams.

- X Returned from Injured Reserve prior to Week 8 at Buffalo and appeared on special teams and in a reserve capacity on offense. Finished with three carries for five yards and two receptions for 16 yards.
- X In Week 9 at Houston, carried three times for -5 yards and brought in one reception for -1 yard.
- X In the Week 10 victory over Tennessee, played 18 offensive snaps and finished with four carries for nine yards. Also brought in one reception.
- X Played 15-of-71 offensive snaps in Week 11 at San Francisco, finishing with four carries for eight yards and one reception for 11 yards.
- X In Week 12 at Indianapolis, played 7-of-60 offensive snaps and logged one carry for 11 yards.
- X In the Week 13 victory over Carolina, played nine offensive snaps and logged two carries for seven yards, plus one reception for two yards.
- X Logged a then-season-high 58 yards from scrimmage in the Week 14 victory over Atlanta, tallying 40 rushing yards across eight carries and 18 receiving yards over two receptions.
- X In the Week 15 victory at Green Bay, played 12-of-62 offensive snaps and tallied three carries for 13 yards.
- X In the Week 16 win over Jacksonville, played 24-of-74 offensive snaps, logging a then-season-high 10 carries for 25 yards.
- X Played 15-of-56 offensive snaps in Week 17 vs. New Orleans, amassing 56 yards from scrimmage across 16 rushing yards and 40 receiving yards. Logged a then-season-high five receptions.



- X In the Week 18 victory at Carolina, played 17-of-65 offensive snaps, logging four carries for 27 yards and adding one reception.
- X In the Wild Card round victory over Philadelphia, logged seven carries for 12 yards and added one reception for eight yards.
- X In the Divisional round contest against Detroit, played 14 offensive snaps and logged four carries for 19 yards (4.8 avg.) while adding two receptions for 18 yards.

#### **COLLEGE/PERSONAL:**

- X Was a four-year starter at Fordham University (2014-17), finishing with 44 games started, 938 carries for 5,862 yards (6.2 avg.) and 67 touchdowns. Also added 86 receptions for 905 yards and seven receiving touchdowns.
- X Finished his collegiate career as the Patriot League's all-time leading rusher,

leading touchdown scorer and leading rushing touchdown scorer.

- X Was a first-team FCS All-American, first team All-Patriot League and first-team All-ECAC (Eastern College Athletic Conference) following his junior season in 2016.
- X Led the FCS in rushing yards per game in 2016 with 163.5.
- X As a true freshman in 2014, was the FCS Rookie of the Year, Patriot League Rookie of the Year and ECAC Rookie of the Year.
- X Attended Central Dauphin East High School (Harrisburg, Pa.)
- X Also lettered in basketball in high school.



## EDMONDS' GAME-BY-GAME STATISTICS

| 2023              |      | RUSHING   |            |            |           |          |           | RECEIVING |            |           |          |
|-------------------|------|-----------|------------|------------|-----------|----------|-----------|-----------|------------|-----------|----------|
| DATE              | OPP  | ATT       | YDS        | AVG        | LG        | TD       | NO        | YDS       | AVG        | LG        | TD       |
| Sept. 10          | @MIN | 2         | 8          | 4.0        | 5         | 0        | 0         | 0         | -          | -         | 0        |
| Sept. 17          | CHI  | 2         | 12         | 6.0        | 14        | 0        | 0         | 0         | -          | -         | 0        |
| Sept. 25          | PHI  |           |            |            |           |          |           |           |            |           |          |
| Oct. 1            | @NO  |           |            |            |           |          |           |           |            |           |          |
| Oct. 15           | DET  |           |            |            |           |          |           |           |            |           |          |
| Oct. 22           | ATL  |           |            |            |           |          |           |           |            |           |          |
| Oct. 26           | @BUF | 3         | 5          | 1.7        | 2         | 0        | 2         | 16        | 8.0        | 9         | 0        |
| Nov. 5            | @HOU | 3         | -5         | -1.7       | 2         | 0        | 1         | -1        | -1.0       | -1        | 0        |
| Nov. 12           | TEN  | 4         | 9          | 2.3        | 9         | 0        | 1         | -2        | -2.0       | -2        | 0        |
| Nov. 19           | @SF  | 4         | 8          | 2.0        | 8         | 0        | 1         | 11        | 11.0       | 11        | 0        |
| Nov. 26           | @IND | 1         | 11         | 11.0       | 11        | 0        | 0         | 0         | -          | -         | 0        |
| Dec. 3            | CAR  | 2         | 7          | 3.5        | 4         | 0        | 1         | 2         | 2.0        | 2         | 0        |
| Dec. 10           | @ATL | 8         | 40         | 5.0        | 15        | 0        | 2         | 18        | 9.0        | 10        | 0        |
| Dec. 17           | @GB  | 3         | 13         | 4.3        | 0         | 0        | 0         | 0         | -          | -         | 0        |
| Dec. 24           | JAC  | 10        | 25         | 2.5        | 0         | 0        | 0         | 0         | -          | -         | 0        |
| Dec. 31           | NO   | 3         | 16         | 5.3        | 10        | 0        | 5         | 40        | 8.0        | 14        | 0        |
| Jan. 7            | @CAR | 4         | 27         | 6.8        | 21        | 0        | 1         | -3        | -3.0       | -3        | 0        |
| <b>TOTALS</b>     |      | <b>49</b> | <b>176</b> | <b>3.6</b> | <b>21</b> | <b>0</b> | <b>14</b> | <b>81</b> | <b>5.8</b> | <b>14</b> | <b>0</b> |
| <b>POSTSEASON</b> |      |           |            |            |           |          |           |           |            |           |          |
| Jan. 15           | PHI  | 7         | 12         | 1.7        | 5         | 0        | 1         | 8         | 8.0        | 8         | 0        |
| Jan. 21           | @DET | 4         | 19         | 4.8        | 9         | 0        | 2         | 18        | 9.0        | 14        | 0        |
| <b>TOTALS</b>     |      | <b>11</b> | <b>31</b>  | <b>2.8</b> | <b>9</b>  | <b>0</b> | <b>3</b>  | <b>26</b> | <b>8.7</b> | <b>14</b> | <b>0</b> |

## EDMONDS' CAREER STATISTICS

| YEAR              | TEAM      | RUSHING   |           |            |              |            |           | RECEIVING |            |              |            |           |          |
|-------------------|-----------|-----------|-----------|------------|--------------|------------|-----------|-----------|------------|--------------|------------|-----------|----------|
|                   |           | GP        | GS        | ATT        | YDS          | AVG        | LG        | TD        | NO.        | YDS          | AVG        | LG        | TD       |
| 2018              | Arizona   | 16        | 0         | 60         | 208          | 3.5        | 29        | 2         | 20         | 103          | 5.2        | 13        | 0        |
| 2019              | Arizona   | 13        | 2         | 60         | 303          | 5.1        | 37t       | 4         | 12         | 105          | 8.8        | 31        | 1        |
| 2020              | Arizona   | 16        | 2         | 97         | 448          | 4.6        | 32        | 1         | 53         | 402          | 7.6        | 30        | 4        |
| 2021              | Arizona   | 12        | 11        | 116        | 592          | 5.1        | 54        | 2         | 43         | 311          | 7.2        | 36        | 0        |
| 2022              | Miami     | 8         | 2         | 42         | 120          | 2.9        | 28        | 2         | 10         | 96           | 9.6        | 15        | 1        |
| 2022              | Denver    | 5         | 1         | 26         | 125          | 4.8        | 25        | 0         | 6          | 61           | 10.2       | 27        | 0        |
| 2022              | TOTAL     | 13        | 3         | 68         | 245          | 3.6        | 28        | 2         | 16         | 157          | 9.8        | 27        | 1        |
| 2023              | Tampa Bay | 13        | 0         | 49         | 176          | 3.6        | 21        | 0         | 14         | 81           | 5.8        | 14        | 0        |
| <b>NFL Totals</b> |           | <b>83</b> | <b>18</b> | <b>450</b> | <b>1,972</b> | <b>4.4</b> | <b>54</b> | <b>11</b> | <b>158</b> | <b>1,159</b> | <b>7.3</b> | <b>36</b> | <b>6</b> |
| <b>Postseason</b> |           |           |           |            |              |            |           |           |            |              |            |           |          |
| Year              | Team      | GP        | GS        | Att.       | Yds          | Avg        | Lg        | TD        | No.        | Yds          | Avg        | Lg        | TD       |
| 2021              | Arizona   | 1         | 1         | 8          | 28           | 3.5        | 10        | 0         | 0          | 0            | 0.0        | 0         | 0        |
| 2023              | Tampa Bay | 2         | 0         | 11         | 31           | 2.8        | 9         | 0         | 3          | 26           | 8.7        | 14        | 0        |
| <b>Postseason</b> |           | <b>3</b>  | <b>1</b>  | <b>19</b>  | <b>59</b>    | <b>3.1</b> | <b>10</b> | <b>0</b>  | <b>3</b>   | <b>26</b>    | <b>8.7</b> | <b>14</b> | <b>0</b> |

# #13 MIKE EVANS

**WIDE RECEIVER**  
**HT:** 6-5 **WT:** 231  
**DOB:** 8/21/92  
**NFL:** 11TH YEAR  
**ACQ:** D1, 2014  
**COLLEGE:** TEXAS A&M



## ACQUIRED BY BUCS:

- X Selected in the first round (seventh overall) of the 2014 NFL Draft by the Buccaneers.

## AWARDS & ACCOLADES:

- X Super Bowl LV Champion.
- X 5x Pro Bowl Selection (2016, 2018-19, 2021, 2023).
- X 2x AP All-Pro Second-Team Selection (2016, 2023)
- X 2x NFC Offensive Player of the Week (Week 11, 2014; Week 17, 2022).
- X 2014 PFWA All-Rookie Team Selection.

## CAREER HIGHLIGHTS:

- X Has started 153-of-154 career games, catching 762 passes for 11,680 yards (15.3 avg.) and 94 touchdowns. Also has one rush attempt for 10 yards.
- X Has started nine postseason games, recording 45 catches for 709 yards and five touchdowns.
- X Evans' 153 career starts are fifth-most in franchise history and his 154 games played are the 10th-most in franchise history.
- X Has the most touchdown receptions (94), total touchdowns (95), receiving yards (11,680) and receptions (762) in franchise history.
- X Evans holds the franchise postseason records in receptions (45), receiving yards (709) and receiving touchdowns (five).

- X Since entering the NFL in 2014, he leads the league in receiving yards and yards per catch (min. 500 receptions), ranks second in receiving touchdowns, and is sixth in receptions.
- X Evans ranks 13th in NFL history with 94 receiving touchdowns and 33rd in receiving yards (11,680).
- X Has topped 1,000 receiving yards in each of his first 10 seasons, becoming the first player in NFL history to post 1,000 or more receiving yards in each of their first 10 seasons and surpassing the previous record, held by Randy Moss (six seasons).
- X Evans' streak of 10 consecutive 1,000 yard seasons is the second-longest in NFL history, trailing only Jerry Rice (11).
- X Evans is one of three players in NFL history to have at least 10 seasons with 1,000-or-more receiving yards, joining Randy Moss (10) and Jerry Rice (14).
- X Evans is one of seven players that has recorded at least five seasons with 1,000-or-more receiving yards and 10-or-more receiving touchdowns. All other players that have five-or-more such seasons are members of the Pro Football Hall of Fame.
- X Evans' five seasons with 12-or-more receiving touchdowns are the fifth-most in NFL history, trailing only Pro Football Hall of Famers Jerry Rice, Terrell Owens, Marvin Harrison and Randy Moss.
- X Evans became the fourth player in NFL history to have 11,000+ receiving yards and 90-or-more receiving touchdowns in their first 10 seasons, joining Jerry Rice, Randy Moss and Marvin Harrison.

- X Owns each of the top five receiving touchdown seasons in team history, establishing a new club record in 2021 with 14. Also recorded 13 touchdown receptions in 2020 and 2023, plus 12 touchdown receptions in 2014 and 2016.
- X Owns three of the top 10 receiving seasons in franchise history, establishing a franchise record in 2018 (1,524), while ranking fifth in 2016 (1,256) and eighth in 2023 (1,255).
- X Owns six of the top 10 Buccaneers single-game receiving marks.
- X Evans has ranked in the top five in the NFL in receiving yards twice (2016, 2018) and the top five in receiving touchdowns five times (2014, 2016, 2020, 2021, 2023). He led the NFL in touchdown receptions in 2023.
- X Has recorded 36 regular season 100-yard receiving games in his career, the most in franchise history. His 36 100-yard receiving games since entering the league in 2014 are tied for the sixth-most in the NFL. Evans also has a franchise record four career 100-yard postseason contests.
- X Evans has eight career games with 170-or-more receiving yards, tied for the second-most in the NFL since 2002.
- X Evans has three career games with at least 10 catches, 175 receiving yards and two touchdowns, tied for the second-most such games in NFL history.
- X Evans has five career games with at least 180 receiving yards and two touchdown receptions, the second-most in NFL history.
- X Evans has seven career games with at least 175 receiving yards, the second-most in the NFL since 2014 and tied for the fifth-most in NFL history.



- X Has 20 games with multiple touchdown receptions, the most such games in team history. His 20 games with multiple touchdown catches are second-most in the NFL since 2014 and tied for 10th-most in NFL history.
- X Through his first eight seasons, totaled 9,301 receiving yards, the 10th-most in any players' first eight seasons in NFL history.
- X Through his first eight seasons, totaled 75 receiving touchdowns, tied for the eighth-most in any players' first eight seasons in NFL history.
- X Evans topped 9,000 receiving yards and 75 touchdowns in his first eight seasons, joining Marvin Harrison, Randy Moss and Jerry Rice as the only players in NFL history to reach those marks in their first eight seasons.
- X Had a career-best three touchdown receptions against N.Y. Giants (9/22), joining Jimmie Giles (four vs. Miami, 10/20/85) and Morris Owens (three vs. Miami, 10/24/76) as the only players in franchise history with at least three touchdown receptions in a game to that point. All three of Evans' touchdown receptions came in the first half, joining Giles as the only players in franchise history with at least three touchdown catches in a half. Evans repeated the feat against Chicago (10/24/21), catching three touchdown passes in the first half. Since entering the league in 2014, he is the only player with multiple games of at least three touchdown catches in a half.
- X In 2019, Evans and teammate Chris Godwin became the first receivers in NFL history to each have three games with 150-plus receiving yards in a single season. He and Godwin were also only the second-ever pair of Buccaneers receivers to top 1,000 receiving yards

in the same season, joining Evans and Vincent Jackson in 2014. They are the first pair of Buccaneers receivers to eclipse 1,100 receiving yards in the same season.

- X Caught a touchdown in six consecutive games played (2019–20), establishing a new franchise record.
- X In 2017, Evans became the first player in team history to have four total 1,000-yard receiving seasons. All four of his came in his first four seasons, establishing a new franchise record for consecutive 1,000-yard seasons as well. He extended his records from 2018–2020.
- X Reached 7,000 receiving yards at 26 years, 81 days old and 6,000 receiving yards at 25 years, 131 days old, becoming the youngest player to reach each mark in NFL history. Reached 8,000 receiving yards at 27 years, 121 days old, the third-youngest mark in league history.
- X Caught at least three passes in 37 consecutive games (9/27/15–10/29/17), the longest streak in team history.
- X Has four career two point conversions, the most in franchise history.
- X Evans ranked 16th in NFL history in receiving touchdowns and 13th in receiving yards for any player through their first 100 games.



- X Finished his rookie season ranking second amongst rookies and 19th in the NFL with 1,051 receiving yards, which then also marked the ninth-most receiving yards by a rookie since the 1970 NFL/AFL merger.
- X With 12 touchdown receptions as a rookie, tied for first among rookies and tied for fourth in the NFL in receiving touchdowns, while setting a new franchise rookie record.
- X Had a record-setting day at Washington (11/16/2014), finishing with seven receptions for 209 yards and two touchdowns, posting the third-best yardage total in franchise history and joining Antonio Bryant as the only other player in team history with at least 200 yards and two touchdowns in a single game, while becoming the first rookie in the NFL with at least 200 yards and two touchdowns since Anquan Boldin (217 yards in 2003).

### 2014–23 NFL RECEIVING TD LEADERS

| Name (Current Team)       | TD        |
|---------------------------|-----------|
| 1. Davante Adams (LV)     | 95        |
| <b>2. Mike Evans (TB)</b> | <b>94</b> |
| 3t. Tyreek Hill (MIA)     | 76        |
| 3t. DeAndre Hopkins (TEN) | 76        |
| 5. Travis Kelce (KC)      | 74        |

### 2014–23 NFL RECEIVING YARD LEADERS

| Name (Current Team)       | Yards         |
|---------------------------|---------------|
| <b>1. Mike Evans (TB)</b> | <b>11,680</b> |
| 2. DeAndre Hopkins (TEN)  | 11,553        |
| 3. Travis Kelce (KC)      | 11,328        |
| 4. Julio Jones (FA)       | 10,966        |
| 5. Davante Adams (LV)     | 10,781        |

### MOST RECEIVING TD (TEAM HISTORY)

| Name (Years)                         | Rec. TD   |
|--------------------------------------|-----------|
| <b>1. WR Mike Evans (2014–Pres.)</b> | <b>94</b> |
| 2t. WR Chris Godwin (2017–Pres.)     | 34        |
| 2t. TE Jimmie Giles (1978–86)        | 34        |
| 4. TE Cameron Brate (2014–2022)      | 33        |
| 5. WR Kevin House (1980–86)          | 31        |


### MOST RECEIVING YARDS (TEAM HISTORY)

| Name (Years)                         | Rec. Yards    |
|--------------------------------------|---------------|
| <b>1. WR Mike Evans (2014–Pres.)</b> | <b>11,680</b> |
| 2. WR Chris Godwin (2017–Pres.)      | 6,690         |
| 3. WR Mark Carrier (1987–92)         | 5,018         |
| 4. WR Kevin House (1980–86)          | 4,928         |
| 5. WR Vincent Jackson (2012–16)      | 4,326         |

- X Made NFL debut in start vs. Carolina on 9/7/14.

### 2023 HIGHLIGHTS:

- X Received Pro Bowl and second-team All-Pro recognition after bringing in 79 receptions for 1,255 yards and 13 receiving touchdowns.
- X Brought in a league-leading 13 touchdown receptions, tied for the second-most in a single season in team history.
- X Ranked eighth in the NFL with 15.9 yards per reception.
- X Ranked ninth in the NFL with 1,255 receiving yards.
- X Recorded his 10th consecutive season with 1,000+ receiving yards and 60+ receptions – each marking the longest-such streak in NFL history to begin a career.
- X His 236 receiving yards in the 2023 postseason marked a franchise single-season record.
- X Was named a team captain for the 2023 season.
- X Started his 137th career game for the Buccaneers in the Week 1 victory at Minnesota, tying Mike Alstott for sixth-most in franchise history.
- X Finished with a team-leading six receptions for 66 yards and one touchdown in Week 1. It marked his 82nd career receiving touchdown, tying him with Anquan Boldin and Reggie Wayne for 28th-most in NFL history.
- X Finished with six receptions for 171 yards and one touchdown in the Week 2 victory over Chicago. His 171 receiving yards are his eighth-most in a single game in his career.
- X In Week 2, brought in a 70-yard pass from Baker Mayfield in the second quarter, the second-longest reception of his career



behind only Oct. 18, 2018 at Cincinnati (72 yards).

- X Week 2 marked Evans' 10th career game with 150-or-more receiving yards and at least one touchdown – no other player in Buccaneers history has more than two such games.
- X Evans finished with a career-high 79 yards after catch in Week 2, good for the 12th-most in a single game in franchise history.
- X In Week 2, Evans tied Antonio Brown, Calvin Johnson and Brandon Marshall (83) for the 25th-most receiving touchdowns in NFL history. In addition, he surpassed A.J. Green (10,514) and Keyshawn Johnson (10,571) to move into 43rd all-time in career receiving yards.
- X Through two weeks, Evans ranked fourth in the NFL with 237 receiving yards. He was one of only two players (also, Miami's Tyreek Hill) with 200-or-more receiving yards and multiple touchdown receptions through the first two weeks of the season.
- X In Week 3 vs. Philadelphia, finished with five receptions for 60 yards and one touchdown. With his five receptions in Week 3, he became the first player in Buccaneers history and the 59th player in NFL history with 700 career receptions.
- X With Evans' touchdown reception in Week 3, he tied Mark Clayton, Tommy McDonald, Irving Fryar and Andre Rison (84) for the 21st-most receiving touchdowns in NFL history.
- X Evans had five-or-more receptions, 60-or-more receiving yards and one receiving touchdown in Weeks 1-3, marking the sixth time in Buccaneers history that a player has hit those benchmarks in three-or-more consecutive games within a single season – Evans has four of the six occurrences



(2023 Weeks 1-3; 2018 Weeks 1-3; 2016 Weeks 1-3; 2014 Weeks 9-11). Evans' streak of three such games was tied for the second-longest streak by any player within a single season since the beginning of the 2021 season.

- X Through three weeks, Evans ranked among league leaders in receiving yards (297, 7th); yards per reception (min. 15 receptions - 17.5, 1st) and receiving touchdowns (3, T-2nd).
- X In the Week 4 victory at New Orleans, played 26-of-71 offensive snaps, finishing with three receptions for 40 yards before leaving with injury.
- X Played 45-of-56 offensive snaps in Week 6 vs. Detroit, finishing with four receptions for 49 yards.
- X In Week 7 vs. Atlanta, finished with a season-high-tying six receptions for 82 yards and one touchdown.
- X With his 82 receiving yards against Atlanta, he moved into 40th-place all-time in NFL history with 10,893 career receiving yards. Including his receiving touchdown, Evans moved into a tie for 18th place all-time in receiving touchdowns.
- X Through seven weeks, Evans' four receiving touchdowns were tied for sixth most in the NFL.
- X In Week 8 at Buffalo, played 58-of-68 offensive snaps and finished with three receptions for 39 yards and one touchdown.
- X His touchdown reception in Week 8 was his 86th career touchdown catch, tying him for 17th-most in NFL history.



- X Through eight weeks, Evans' five touchdown receptions were fourth-most in the NFL.
- X In Week 9 at Houston, played 55-of-66 offensive snaps and finished with four receptions for 87 yards.
- X In Week 9, Evans became the first player in franchise history with 11,000 career receiving yards for Tampa Bay.
- X With his 87 yards in Week 9, Evans moved ahead of Joey Galloway (10,950) for the 39th-most receiving yards in NFL history.
- X In the Week 10 victory over Tennessee, played 47-of-65 offensive snaps and finished with six receptions for 143 yards and one touchdown.
- X Evans' week 10 performance moved him past Chad Johnson into 38th place in NFL history in receiving yards and tied him with Andre Reed for 16th place in NFL history in receiving touchdowns.
- X According to Pro Football Focus, was Tampa Bay's highest graded player in Week 10, earning an 81.5 overall grade.
- X Through 10 weeks, Evans ranked 10th in the NFL in receiving yards (737) and tied for fourth in receiving touchdowns (six).
- X In Week 11 at San Francisco, played 56-of-71 offensive snaps and finished with five receptions for 43 yards and one touchdown.

### MOST RECEIVING YARDS (SINGLE SEASON, TEAM HISTORY)

| Name (Year)                 | Yards        |
|-----------------------------|--------------|
| <b>1. Mike Evans (2018)</b> | <b>1,524</b> |
| 2. Mark Carrier (1989)      | 1,422        |
| 3. Vincent Jackson (2012)   | 1,384        |
| 4. Chris Godwin (2019)      | 1,333        |
| <b>5. Mike Evans (2016)</b> | <b>1,321</b> |
| 6. Joey Galloway (2005)     | 1,287        |
| 7. Keyshawn Johnson (2001)  | 1,266        |
| <b>8. Mike Evans (2023)</b> | <b>1,255</b> |
| 9. Antonio Bryant (2008)    | 1,248        |
| 10. Vincent Jackson (2013)  | 1,224        |



- X Evans' touchdown in Week 11 marked his seventh touchdown of the season and tied him with Don Maynard for 15th-most in NFL history.
- X Through 11 Weeks, Evans was tied for second in the NFL in receiving touchdowns.
- X In Week 12 at Indianapolis, played 55-of-60 offensive snaps and finished with a team-high six receptions for 70 yards and two touchdowns.
- X Evans' touchdowns in Week 12 broke a tie with Don Maynard for the 15th-most touchdowns receptions (90) in NFL history.
- X With his two scores in Week 12, Evans surpassed Leroy Kelly and Charley Taylor for the 32nd-most total touchdowns in NFL history.
- X Evans' multi-score game in Week 12 was his 19th career game with multiple receiving touchdowns – second-most among active players at the time.
- X According to Pro Football Focus, was Tampa Bay's highest-graded offensive starter in Week 12, earning an 80.8 grade.
- X Through 12 weeks, Evans' nine receiving touchdowns ranked second in the NFL, trailing only Tyreek Hill (10).
- X In the Week 13 victory over Carolina, Evans finished with game-highs in receptions (seven), receiving yards (162), and receiving touchdowns (one). His 162 receiving yards put him at 1,012 receiving yards on the season and extended his own NFL record of consecutive seasons with 1,000-or-more receiving yards to begin a career to 10 seasons.
- X Evans' streak of 10 consecutive seasons with at least 1,000 receiving yards became the second-longest such streak in NFL history, trailing only Jerry Rice (11).



## MOST RECEIVING TOUCHDOWNS (SINGLE SEASON, TEAM HISTORY)

| Name (Year)                  | TD        |
|------------------------------|-----------|
| <b>1. Mike Evans (2021)</b>  | <b>14</b> |
| <b>2t. Mike Evans (2023)</b> | <b>13</b> |
| <b>2t. Mike Evans (2020)</b> | <b>13</b> |
| <b>3t. Mike Evans (2014)</b> | <b>12</b> |
| <b>3t. Mike Evans (2016)</b> | <b>12</b> |

- X Evans also became the third player in NFL history to have at least 10 seasons with 1,000-or-more receiving yards, joining Randy Moss (10) and Jerry Rice (14).
- X Evans' receiving touchdown in Week 13 came on a 75-yard pass from Baker Mayfield, marking the longest reception of his career and giving him 10 receiving touchdowns on the season. It marked the fifth time in his career that Evans has logged double-digit receiving touchdowns in a reason – good for second-most among active players in the NFL at the time, trailing only Davante Adams (six).
- X Evans' five seasons with 1,000-or-more receiving yards and 10-or-more receiving touchdowns are tied for the fifth-most in NFL history. At the time, every other player with at least as many such seasons as Evans was a member of the Pro Football Hall of Fame.
- X With seven receptions in Week 13, Evans surpassed 60 receptions on the season, making him the first player in NFL history to record 60-or-more receptions in each of their first 10 seasons.
- X With his touchdown in Week 13, Evans tied Davante Adams (active) and Isaac Bruce (91) for the 13th-most touchdown receptions in NFL history. In addition, he also passed Tony Dorsett, Edgerrin James, Bobby Mitchell and Ricky Waters for the 32nd-most total touchdowns in NFL history.
- X Evans' Week 13 performance was his 11th career game with 150+ receiving yards and at least one receiving touchdown, which tied him with Torry Holt and Randy Moss for the fourth-most such games by a player in his first 10 seasons in NFL history.
- X According to Pro Football Focus, Evans was Tampa Bay's highest-graded offensive player in Week 13, earning a

90.2 grade. His 90.2 grade was the then-highest grade that Evans had earned for a single game in the 2023 season.

- X In the Week 14 victory over Atlanta, finished with one reception for eight yards. He passed Muhsin Muhammad (11,438) for the 34th-most receiving yards in NFL history.
- X In the Week 15 victory at Green Bay, played 53-of-62 offensive snaps and finished with four receptions for 57 yards and one touchdown. His touchdown reception was his 11th of the season, tying Mike Williams in 2010 for the fifth-most in a single season in franchise history.
- X With his touchdown in Week 15, Evans tied Davante Adams (active) and Rob Gronkowski (92) for the 12th-most touchdown receptions in NFL history.
- X Evans' Week 15 touchdown also marked the 93rd overall touchdown of his career, tying Gronkowski and Jim Taylor (93) for the 30th-most total touchdowns in NFL history.
- X In the Week 16 victory over Jacksonville, played 57-of-74 offensive snaps and recorded seven receptions for 86 yards and two touchdowns. It marked his 20th career game with multiple touchdowns.
- X With his two scores in Week 16, Evans surpassed Davante Adams (active) and Rob Gronkowski (92) for the 12th-most touchdown receptions in NFL history. He also surpassed Jerome Bettis, Priest Holmes and Marshawn Lynch (94) for the 27th-most overall touchdowns in NFL history.
- X In Week 16, Evans became one of five players to record at least five seasons of 12-or-more receiving touchdowns. All other players with as many such seasons are members of the Pro Football Hall of Fame.
- X Through 16 weeks, Evans had a league-leading 13 receiving touchdowns, tied with himself in 2020 for the second-most receiving touchdowns in a single season in franchise history.
- X Played 46-of-56 offensive snaps in Week 17 vs. New Orleans, bringing in three receptions for 70 yards.
- X In Week 17, Evans surpassed Calvin Johnson (11,438) for the 33rd-most receiving yards in NFL history. He also

passed Johnson for the sixth-most receiving yards by a player through his first 10 seasons in league history.

- X In Week 17, Evans reached 1,233 receiving yards on the season, good for ninth-most in a single season in franchise history.
- X In the Week 18 victory at Carolina, played 56-of-65 offensive snaps, bringing in three receptions for 22 yards.
- X Evans finished the 2023 regular season tied for the league lead in touchdown receptions and tied (with himself) for the second-most receiving touchdowns in a single season with 13.
- X In the Wild Card round victory over Philadelphia, Evans finished with three receptions for 48 yards, extending his own club records for postseason catches (37) and postseason receiving yards (562).
- X In the Divisional round conteste against Detroit, Evans finished with a team-high eight receptions for 147 yards and one touchdown. His 147 receiving yards marked a new single-game postseason high and established a new single-game playoff franchise record.
- X Wtih his performance in the Divisional round against Detroit, Evans became the club's all-time postseason scrimmage yard leader.

### COLLEGE:

- X Started all 26 games in his collegiate career, finishing with 151 receptions for 2,499 yards and 17 touchdowns.
- X Registered eight career 100-yard receiving games.
- X Owns the two highest single-game receiving marks in school history 287 yards vs. Auburn (10/19/13) and 279 yards vs. Alabama (9/14/13).
- X One of only three players in SEC history to average at least 90 receiving yards per game for their career (Jabar Gaffney, Florida; Josh Reed, LSU).
- X Ranks fourth in receiving yards (2,499), fifth in receptions (151) and fifth in touchdown receptions (17) in Texas A&M history, despite playing only two seasons.
- X As a redshirt sophomore (2013), played in all 13 games, setting a school

record with 1,394 receiving yards on 69 catches. Also tied a school-record with 12 receiving touchdowns, which led the SEC and were the 10th-most in the nation.

- X Earned first-team All-American honors from The NFL Draft Report and the Associated Press.
- X A unanimous first-team All-SEC selection
- X A finalist for the Biletnikoff Award (nation's top receiver), and a semifinalist for the Maxwell Award and the Walter Camp Player of the Year Award.
- X Had an average of 20.2 yards per catch, the highest in that nation for any college player with at least 45 receptions.
- X Grabbed 17 receptions of at least 30 yards, the most in the country.
- X Notched five 100-yard performances on the year.
- X Caught seven passes for a then-career-high 279 yards against Alabama, including a career-long 95-yard touchdown. His 279 receiving yards were the most ever allowed against the Crimson Tide.
- X Had a career day against Auburn, catching 11 passes for 287 yards and four touchdowns. His four receiving touchdowns are tied for the second-most in a single game in school history.
- X As a redshirt freshman (2012), started all 13 games, catching 82 passes, the second-most in school history and the most ever by a freshman. Gained 1,105 yards, then the third-highest mark in school history, adding five receiving touchdowns.
- X Posted three 100-yard receiving games on the season.
- X Redshirted in 2011.
- X Majored in sports management.

### PERSONAL:

- X Attended Ball High School (Galveston, Texas).
- X Lettered in football as a senior, his lone season.
- X Earned second-team District 24-4A honors after catching 25 passes for 648 yards and seven touchdowns.

- X Added two interceptions on defense.
- X Prep Star All-Region grid choice.
- X A standout basketball player, averaging 18.3 points, 8.4 rebounds and 5.2 assists as a senior.
- X An avid Harry Potter fan.
- X Married to the former Ashli Dotson,
- X Has three daughters, Mackenzie, Ariaiah and Aliyah, and one son, Amari.
- X Born Michael Lynn Evans on August 21, 1993 in Galveston, Texas.

### COMMUNITY:

- X In 2020, supported his M1K3 Evans Family Foundation as part of the NFL's My Cause, My Cleats initiative.
- X In 2020, surprised the winners of the inaugural Buccaneers Girls in Football Scholarship.
- X As a result of all his efforts in the community, Evans has been nominated as the Buccaneers Man of Year candidate in 2019, 2020 and 2021.
- X In 2019, Evans donated two \$40,000 scholarships to Texas A&M used to establish scholarships for 10 students. He also donated \$25,000 to USF for local students in need of financial assistance. Many of Evans' contributions are not publicized, such as hosting a free camp at his high school, donating new uniforms, and participating in social justice.
- X Every year his foundation hosts 'Catch for Christmas' where Mike hosts 13 kids at the practice facility and presents them with gifts from their wish list.
- X The Mike Evans Family Foundation donated a total of \$100,000 to help support local families during the COVID-19 pandemic, donating \$50,000 to his hometown of Galveston, Texas, and another \$50,000 to United Way Suncoast.
- X Sponsors "Evans' End Zone Club" Front Row Fans section to provide a special gameday experience to local charities who would otherwise not have a chance to attend Buccaneers home games.
- X In December 2015, provided holiday gifts to children of a local family whose

parents were tragically killed in a car accident.

- X In December 2014, visited patients battling illness during the holidays at All Children's Hospital in St. Petersburg.
- X In November 2014, congratulated students at Pinellas Park Middle School for winning the Fuel Up to PLAY 60 "Defend Your Turf Challenge" and led students in fitness drills.
- X In September 2014, participated in a Buccaneers Academy ribbon-cutting ceremony and helped build an outdoor class at Sheehy Elementary in Tampa.
- X In September 2014, along with UnitedHealthcare employees and teammates, helped construct 35 Learning Garden boxes/kits to be delivered to schools around Tampa Bay.
- X In June 2014, visited MacDill Air Force Base to greet service members and learn about U.S. military operations headquartered in Tampa.



# EVANS' GAME-BY-GAME STATISTICS

## 2023

| DATE          | OPP  | NO        | RECEIVING    |             |            |           | RUSHING  |          |          |          |          |
|---------------|------|-----------|--------------|-------------|------------|-----------|----------|----------|----------|----------|----------|
|               |      |           | YDS          | AVG         | LG         | TD        | ATT      | YDS      | AVG      | LG       | TD       |
| Sept. 10      | @MIN | 6         | 66           | 11.0        | 28t        | 1         | 0        | 0        | -        | -        | 0        |
| Sept. 17      | CHI  | 6         | 171          | 28.5        | 70         | 1         | 0        | 0        | -        | -        | 0        |
| Sept. 25      | PHI  | 5         | 60           | 12.0        | 24         | 1         | 0        | 0        | -        | -        | 0        |
| Oct. 1        | @NO  | 3         | 40           | 13.3        | 18         | 0         | 0        | 0        | -        | -        | 0        |
| Oct. 15       | DET  | 4         | 49           | 12.3        | 18         | 0         | 0        | 0        | -        | -        | 0        |
| Oct. 22       | ATL  | 6         | 82           | 13.7        | 40t        | 1         | 0        | 0        | -        | -        | 0        |
| Oct. 26       | @BUF | 3         | 39           | 13.0        | 24t        | 1         | 0        | 0        | -        | -        | 0        |
| Nov. 5        | @HOU | 4         | 87           | 21.8        | 53         | 0         | 0        | 0        | -        | -        | 0        |
| Nov. 12       | TEN  | 6         | 143          | 23.8        | 43         | 1         | 0        | 0        | -        | -        | 0        |
| Nov. 19       | @SF  | 5         | 43           | 8.6         | 13         | 1         | 0        | 0        | -        | -        | 0        |
| Nov. 26       | @IND | 6         | 70           | 11.7        | 23t        | 2         | 0        | 0        | -        | -        | 0        |
| Dec. 3        | CAR  | 7         | 162          | 23.1        | 75t        | 1         | 0        | 0        | -        | -        | 0        |
| Dec. 10       | @ATL | 1         | 8            | 8.0         | 8          | 0         | 0        | 0        | -        | -        | 0        |
| Dec. 17       | @GB  | 4         | 57           | 14.3        | 19t        | 1         | 0        | 0        | -        | -        | 0        |
| Dec. 24       | JAC  | 7         | 86           | 12.3        | 22t        | 2         | 0        | 0        | -        | -        | 0        |
| Dec. 31       | NO   | 3         | 70           | 23.3        | 35         | 0         | 0        | 0        | -        | -        | 0        |
| Jan. 7        | @CAR | 3         | 22           | 7.3         | 9          | 0         | 0        | 0        | -        | -        | 0        |
| <b>TOTALS</b> |      | <b>79</b> | <b>1,255</b> | <b>15.9</b> | <b>75t</b> | <b>13</b> | <b>0</b> | <b>0</b> | <b>-</b> | <b>-</b> | <b>0</b> |

## POSTSEASON

|               |      |           |            |             |           |          |          |          |          |          |          |
|---------------|------|-----------|------------|-------------|-----------|----------|----------|----------|----------|----------|----------|
| Jan. 15       | PHI  | 3         | 48         | 16.0        | 21        | 0        | 0        | 0        | -        | -        | 0        |
| Jan. 21       | @DET | 8         | 147        | 18.4        | 29        | 1        | 0        | 0        | -        | -        | 0        |
| <b>TOTALS</b> |      | <b>11</b> | <b>195</b> | <b>17.7</b> | <b>29</b> | <b>1</b> | <b>0</b> | <b>0</b> | <b>-</b> | <b>-</b> | <b>0</b> |

## EVANS' CAREER STATISTICS

| Year              | Team      | GP         | GS         | Receiving  |               |             |            | TD        | Rushing  |           |             |           |          |
|-------------------|-----------|------------|------------|------------|---------------|-------------|------------|-----------|----------|-----------|-------------|-----------|----------|
|                   |           |            |            | No         | Yds           | Avg         | Lg         |           | Att      | Yds       | Avg         | Lg        | TD       |
| 2014              | Tampa Bay | 15         | 15         | 68         | 1,051         | 15.5        | 56t        | 12        | 0        | 0         | -           | -         | 0        |
| 2015              | Tampa Bay | 15         | 14         | 74         | 1,206         | 16.3        | 68         | 3         | 0        | 0         | -           | -         | 0        |
| 2016              | Tampa Bay | 16         | 16         | 96         | 1,321         | 13.8        | 45t        | 12        | 0        | 0         | -           | -         | 0        |
| 2017              | Tampa Bay | 15         | 15         | 71         | 1,001         | 14.1        | 42t        | 5         | 0        | 0         | -           | -         | 0        |
| 2018              | Tampa Bay | 16         | 16         | 86         | 1,524         | 17.7        | 72t        | 8         | 0        | 0         | -           | -         | 0        |
| 2019              | Tampa Bay | 13         | 13         | 67         | 1,157         | 17.3        | 67t        | 8         | 0        | 0         | -           | -         | 0        |
| 2020              | Tampa Bay | 16         | 16         | 70         | 1,006         | 14.4        | 50         | 13        | 0        | 0         | -           | -         | 0        |
| 2021              | Tampa Bay | 16         | 16         | 74         | 1,035         | 14.0        | 46         | 14        | 1        | 10        | 10.0        | 10        | 0        |
| 2022              | Tampa Bay | 15         | 15         | 77         | 1,124         | 14.6        | 63         | 6         | 0        | 0         | -           | -         | 0        |
| 2023              | Tampa Bay | 17         | 17         | 79         | 1,255         | 15.9        | 75t        | 13        | 0        | 0         | -           | -         | 0        |
| <b>NFL Totals</b> |           | <b>154</b> | <b>153</b> | <b>762</b> | <b>11,680</b> | <b>15.3</b> | <b>75t</b> | <b>94</b> | <b>1</b> | <b>10</b> | <b>10.0</b> | <b>10</b> | <b>0</b> |
| Postseason        | YEAR      | TEAM       | GP         | GS         | Receiving     |             |            |           | TD       | Rushing   |             |           |          |
|                   |           |            |            |            | NO            | YDS         | AVG        | LG        |          | ATT       | YDS         | AVG       | LG       |
| 2020              | Tampa Bay | 4          | 4          | 11         | 204           | 18.5        | 35         | 2         | 0        | 0         | -           | -         | 0        |
| 2021              | Tampa Bay | 2          | 2          | 17         | 236           | 13.9        | 55t        | 2         | 0        | 0         | -           | -         | 0        |
| 2022              | Tampa Bay | 1          | 1          | 6          | 74            | 12.3        | 20         | 0         | 0        | 0         | -           | -         | 0        |
| 2023              | Tampa Bay | 2          | 2          | 11         | 195           | 17.7        | 29         | 1         | 0        | 0         | -           | -         | 0        |
| <b>NFL Totals</b> |           | <b>9</b>   | <b>9</b>   | <b>45</b>  | <b>709</b>    | <b>15.8</b> | <b>55t</b> | <b>5</b>  | <b>0</b> | <b>0</b>  | <b>-</b>    | <b>-</b>  | <b>0</b> |

### SINGLE-GAME HIGHS

**Receptions:** 12, at Seattle, 11/3/19  
**Receiving Yards:** 209, at Washington, 11/16/14  
**Receiving TDs:** 3, three times, last vs. Carolina, 1/1/23  
**Long Reception:** 75t, vs. Carolina, 12/4/23  
 40 100-Yard Receiving Games (incl. four postseason)  
 20 games with multiple receiving touchdowns

### ADDITIONAL STATS

**Misc. Tackles:** 27 - 1 in 2023; 4 in 2022; 1 in 2021; 4 in 2019; 3 in 2018; 3 in 2017; 1 in 2016; 5 in 2015; 4 in 2014  
**Fumbles-Lost:** 4-2 - 2-1 in 2018; 1-0 in 2017; 1-1 in 2015  
**Fumble Recoveries:** 3 - 2 in 2018 (1 for TD); 1 in 2017

# #96 GREG GAINES

## DEFENSIVE TACKLE

HT: 6-1 WT: 312

DOB: 5/6/96

NFL: 6TH YEAR

ACQ: UFA (LAR)-'23

COLLEGE: WASHINGTON



FRONT OFFICE

VETERANS

2023 REVIEW

HISTORY

RECORDS

SIDELINES

## TRANSACTIONS:

- X Selected by the Los Angeles Rams in the fourth round (134th overall) of the 2019 NFL Draft
- X Signed by the Buccaneers as an unrestricted free agent on March 23, 2023.

## CAREER HIGHLIGHTS:

- X Has appeared in 76 career games, making 27 starts, and recording 146 tackles (11 for loss), 29 quarterback hits, 11.5 sacks and two fumble recoveries.
- X Has appeared in eight career postseason games, making four starts, and logging 18 tackles (three for loss), two passes defended, two quarterback hits and 1.5 sacks.
- X Recorded a career-high-tying five quarterback pressures in Super Bowl LVI against the Bengals.
- X From 2021-22, logged 8.5 sacks, tied for 12th-most among defensive tackles over that span.

## 2023 HIGHLIGHTS:

- X Appeared in a reserve capacity on defense in the Week 1 victory at Minnesota, logging 26 defensive snaps.
- X In the Week 2 victory over Chicago, logged 19 defensive snaps and finished with two tackles.
- X Played 42-of-78 defensive snaps in Week 3 vs. Philadelphia, finishing with three tackles and two quarterback hits.
- X In the Week 4 victory at New Orleans, played 25-of-65 defensive snaps and finished with two tackles plus one quarterback hit.
- X Played 24-of-70 defensive snaps in Week 6 vs. Detroit and finished with one tackle.

- X In Week 7 vs. Atlanta, played 31-of-65 defensive snaps and finished with four tackles.
- X Started at nose tackle in Week 8 at Buffalo, playing 48-of-69 snaps and finishing with one tackle.
- X Appeared in a reserve capacity in Week 9 at Houston, logging one tackle and one quarterback hit.
- X In the Week 10 victory over Tennessee, played 24 defensive snaps and finished with one tackle.
- X Played 23-of-60 defensive snaps in Week 11 at San Francisco, logging two tackles.
- X In Week 12 at Indianapolis, played 25-of-73 defensive snaps.
- X Played 21-of-72 defensive snaps in the Week 13 victory over Carolina.
- X In the Week 14 victory over Atlanta, started at defensive tackle, playing 52-of-72 defensive snaps and finishing with three tackles, one quarterback hit and 1.0 sack.
- X Gaines' sack in Week 14 marked his first one of the season, improving his career sack total to 11.5.
- X Played 28-of-60 defensive snaps in the Week 15 victory at Green Bay, logging one tackle.
- X Appeared in a reserve capacity on defense in the Week 16 win over Jacksonville, playing 26-of-66 defensive snaps.
- X Played 24-of-70 defensive snaps in Week 17 vs. New Orleans, recording one tackle.
- X In the Week 18 victory at Carolina, played 13-of-52 defensive snaps, recording two tackles and one fumble recovery. Contributed to a defense that



recorded Tampa Bay's first shutout since Nov. 21, 2010 at San Francisco.

- X In the Wild Card round victory over Philadelphia, recorded two tackles (one for loss), one quarterback hit and 1.0 sack. His sack improved his career postseason sack total to 1.5.
- X In the Divisional round contest at Detroit, played 27 defensive snaps and logged one tackle.

#### **COLLEGE:**

- X Appeared in 54 games across four seasons at the University of Washington (2015-18), totaling 148 tackles (20.5 for loss), 9.5 sacks, four passes defensed, one fumble recovery and one interception.
- X Won the Morris Trophy in 2018, given annually to the top defensive lineman in the Pac-12.
- X Earned Second-Team All-Pac-12 honors and was named to the academic All-Pac-12 team as a junior in 2017.

## GAINES' GAME-BY-GAME STATISTICS

| 2023              |      | TACKLES   |          |           |          |            |            |          | INTERCEPTIONS |          |          |          |          | FUMBLES  |          |          | ST TACKLES |          |          |
|-------------------|------|-----------|----------|-----------|----------|------------|------------|----------|---------------|----------|----------|----------|----------|----------|----------|----------|------------|----------|----------|
| DATE              | OPP  | T         | S        | A         | TFL      | SK         | YDS        | QH       | NO            | YDS      | LG       | TD       | PD       | FF       | FR       | YDS      | T          | S        | A        |
| Sept. 10          | @MIN | 0         | 0        | 0         | 0        | 0.0        | 0.0        | 0        | 0             | 0        | 0        | 0        | 0        | 0        | 0        | 0        | 0          | 0        | 0        |
| Sept. 17          | CHI  | 2         | 1        | 1         | 0        | 0.0        | 0.0        | 0        | 0             | 0        | 0        | 0        | 0        | 0        | 0        | 0        | 0          | 0        | 0        |
| Sept. 25          | PHI  | 3         | 0        | 3         | 0        | 0.0        | 0.0        | 2        | 0             | 0        | 0        | 0        | 0        | 0        | 0        | 0        | 0          | 0        | 0        |
| Oct. 1            | @NO  | 2         | 0        | 2         | 0        | 0.0        | 0.0        | 1        | 0             | 0        | 0        | 0        | 0        | 0        | 0        | 0        | 0          | 0        | 0        |
| Oct. 15           | DET  | 1         | 0        | 1         | 0        | 0.0        | 0.0        | 0        | 0             | 0        | 0        | 0        | 0        | 0        | 0        | 0        | 0          | 0        | 0        |
| Oct. 22           | ATL  | 4         | 1        | 3         | 0        | 0.0        | 0.0        | 0        | 0             | 0        | 0        | 0        | 0        | 0        | 0        | 0        | 0          | 0        | 0        |
| Oct. 26           | @BUF | 1         | 0        | 1         | 0        | 0.0        | 0.0        | 0        | 0             | 0        | 0        | 0        | 0        | 0        | 0        | 0        | 0          | 0        | 0        |
| Nov. 5            | @HOU | 1         | 1        | 0         | 0        | 0.0        | 0.0        | 1        | 0             | 0        | 0        | 0        | 0        | 0        | 0        | 0        | 0          | 0        | 0        |
| Nov. 12           | TEN  | 1         | 1        | 0         | 0        | 0.0        | 0.0        | 0        | 0             | 0        | 0        | 0        | 0        | 0        | 0        | 0        | 0          | 0        | 0        |
| Nov. 19           | @SF  | 2         | 1        | 1         | 0        | 0.0        | 0.0        | 0        | 0             | 0        | 0        | 0        | 0        | 0        | 0        | 0        | 0          | 0        | 0        |
| Nov. 26           | @IND | 0         | 0        | 0         | 0        | 0.0        | 0.0        | 0        | 0             | 0        | 0        | 0        | 0        | 0        | 0        | 0        | 0          | 0        | 0        |
| Dec. 3            | CAR  | 0         | 0        | 0         | 0        | 0.0        | 0.0        | 0        | 0             | 0        | 0        | 0        | 0        | 0        | 0        | 0        | 0          | 0        | 0        |
| Dec. 10           | @ATL | 3         | 1        | 2         | 0        | 1.0        | 0.0        | 1        | 0             | 0        | 0        | 0        | 0        | 0        | 0        | 0        | 0          | 0        | 0        |
| Dec. 17           | @GB  | 1         | 0        | 1         | 0        | 0.0        | 0.0        | 0        | 0             | 0        | 0        | 0        | 0        | 0        | 0        | 0        | 0          | 0        | 0        |
| Dec. 24           | JAC  | 0         | 0        | 0         | 0        | 0.0        | 0.0        | 0        | 0             | 0        | 0        | 0        | 0        | 0        | 0        | 0        | 0          | 0        | 0        |
| Dec. 31           | NO   | 1         | 1        | 0         | 0        | 0.0        | 0.0        | 0        | 0             | 0        | 0        | 0        | 0        | 0        | 0        | 0        | 0          | 0        | 0        |
| Jan. 7            | @CAR | 2         | 0        | 2         | 0        | 0.0        | 0.0        | 0        | 0             | 0        | 0        | 0        | 0        | 0        | 1        | 0        | 0          | 0        | 0        |
| <b>TOTALS</b>     |      | <b>24</b> | <b>7</b> | <b>17</b> | <b>0</b> | <b>1.0</b> | <b>0.0</b> | <b>5</b> | <b>0</b>      | <b>0</b> | <b>0</b> | <b>0</b> | <b>0</b> | <b>0</b> | <b>1</b> | <b>0</b> | <b>0</b>   | <b>0</b> | <b>0</b> |
| <b>POSTSEASON</b> |      |           |          |           |          |            |            |          |               |          |          |          |          |          |          |          |            |          |          |
| Jan. 15           | PHI  | 2         | 1        | 1         | 1        | 1.0        | 7.0        | 1        | 0             | 0        | 0        | 0        | 0        | 0        | 0        | 0        | 0          | 0        | 0        |
| Jan. 21           | @DET | 1         | 0        | 1         | 0        | 0.0        | 0.0        | 0        | 0             | 0        | 0        | 0        | 0        | 0        | 0        | 0        | 0          | 0        | 0        |
| <b>TOTALS</b>     |      | <b>3</b>  | <b>1</b> | <b>2</b>  | <b>1</b> | <b>1.0</b> | <b>7.0</b> | <b>1</b> | <b>0</b>      | <b>0</b> | <b>0</b> | <b>0</b> | <b>0</b> | <b>0</b> | <b>0</b> | <b>0</b> | <b>0</b>   | <b>0</b> | <b>0</b> |

## GAINES' CAREER STATISTICS

| Year              | Team      | GP        | GS        | Tackles    |           |           | Sk          | Yds         | INT      |          |          |          | Fumbles  |          |          | ST Tackles |          |          |          |
|-------------------|-----------|-----------|-----------|------------|-----------|-----------|-------------|-------------|----------|----------|----------|----------|----------|----------|----------|------------|----------|----------|----------|
|                   |           |           |           | T          | S         | A         |             |             | No       | Yds      | Lg       | TD       | PD       | FF       | FR       | Yds        | T        | S        | A        |
| 2019              | L.A. Rams | 10        | 0         | 13         | 6         | 7         | 0.5         | 2.0         | 0        | 0        | 0        | 0        | 0        | 0        | 0        | 0          | 0        | 0        | 0        |
| 2020              | L.A. Rams | 16        | 0         | 18         | 9         | 9         | 1.5         | 4.0         | 0        | 0        | 0        | 0        | 0        | 0        | 1        | 0          | 0        | 0        | 0        |
| 2021              | L.A. Rams | 17        | 13        | 55         | 28        | 27        | 4.5         | 21.5        | 0        | 0        | 0        | 0        | 0        | 0        | 0        | 0          | 0        | 0        | 0        |
| 2022              | L.A. Rams | 16        | 12        | 36         | 16        | 20        | 4.0         | 29.0        | 0        | 0        | 0        | 0        | 0        | 0        | 0        | 0          | 0        | 0        | 0        |
| 2023              | Tampa Bay | 17        | 2         | 24         | 7         | 17        | 1.0         | 0.0         | 0        | 0        | 0        | 0        | 0        | 0        | 1        | 0          | 0        | 0        | 0        |
| <b>NFL Totals</b> |           | <b>76</b> | <b>27</b> | <b>146</b> | <b>66</b> | <b>80</b> | <b>11.5</b> | <b>56.5</b> | <b>0</b> | <b>0</b> | <b>0</b> | <b>0</b> | <b>0</b> | <b>0</b> | <b>2</b> | <b>0</b>   | <b>0</b> | <b>0</b> | <b>0</b> |
| <b>Playoffs</b>   |           |           |           |            |           |           |             |             |          |          |          |          |          |          |          |            |          |          |          |
| Year              | Team      | GP        | GS        | Tackles    |           |           | Sk          | Yds         | INT      |          |          |          | Fumbles  |          |          | Tackles    |          |          |          |
|                   |           |           |           | T          | S         | A         |             |             | No       | Yds      | Lg       | TD       | PD       | FF       | FR       | Yds        | T        | S        | A        |
| 2020              | L.A. Rams | 2         | 0         | 3          | 2         | 1         | 0.0         | 0.0         | 0        | 0        | 0        | 0        | 0        | 0        | 0        | 0          | 0        | 0        | 0        |
| 2021              | L.A. Rams | 4         | 4         | 12         | 3         | 9         | 0.5         | 3.5         | 0        | 0        | 0        | 0        | 2        | 0        | 0        | 0          | 0        | 0        | 0        |
| 2023              | Tampa Bay | 2         | 0         | 3          | 1         | 2         | 1.0         | 7.0         | 0        | 0        | 0        | 0        | 0        | 0        | 0        | 0          | 0        | 0        | 0        |
| <b>Postseason</b> |           | <b>8</b>  | <b>4</b>  | <b>18</b>  | <b>6</b>  | <b>12</b> | <b>1.5</b>  | <b>10.5</b> | <b>0</b> | <b>0</b> | <b>0</b> | <b>0</b> | <b>2</b> | <b>0</b> | <b>0</b> | <b>0</b>   | <b>0</b> | <b>0</b> | <b>0</b> |

### SINGLE-GAME HIGHS

**Tackles:** 7, 11/28/21 at Green Bay  
**Sacks:** 2.0, 11/20/22 at New Orleans

#92

## WILLIAM GHOLSTON

DEFENSIVE LINEMAN

HT: 6-6 WT: 281

DOB: 7/31/91

NFL: 12TH YEAR

ACQ: D4B, 2013

COLLEGE: MICHIGAN STATE

**ACQUIRED BY BUCS:**

- X Selected in the fourth round (126th overall) of the 2013 NFL Draft by the Buccaneers.

**AWARDS & ACCOLADES:**

- X Super Bowl LV Champion.

**CAREER HIGHLIGHTS:**

- X Has played in 169 career regular season games, including 88 starts, totaling 420 tackles (58 for loss), 77 quarterback hits, 19.5 sacks, 14 passes defended, two forced fumbles, four fumble recoveries, one interception and four blocked kicks.
- X Has played in nine postseason games, with three starts, recording eight tackles (one for loss) and four quarterback hits.
- X His 169 games played are sixth-most in Buccaneers history.
- X In 2020, Gholston led the Buccaneers tied for 15th in the league with a career-high 20 quarterback hits, tied for the seventh-most in the league by an interior defensive lineman.
- X Tampa Bay's 2020 defense led the league in rushing yards allowed per game (80.6) and yards allowed per rush (3.60), while ranking sixth in yards allowed per play (5.12), sixth in yards allowed per game (327.1), ranking tied for second in tackles for loss (91), tied for fourth in sacks (48.0) and tied for fifth in takeaways (25).
- X A key contributor on the Buccaneers defense in 2019, which led the league in rushing yards allowed and opposing rushing average.
- X Collected a career-high 12 tackles in Thursday Night Football win at Carolina (9/12/19).

- X Recorded his first career interception in week 8 of the 2023 season against Buffalo (10/26/23).
- X Registered first career forced fumble in a win at Philadelphia (11/22/15).
- X Recorded first career partial sack on Monday Night Football against Miami (11/11/13).
- X Made first career start at St. Louis (12/22/13).
- X Made NFL debut at New England (9/22/13).
- X Registered first career blocked field goal vs. Baltimore (10/12/14).
- X Blocked extra point at New Orleans (9/20/15).
- X Posted first career multi-sack game with two in win vs. Atlanta (12/6/15).

**2023 HIGHLIGHTS:**

- X Appeared in a reserve capacity on defense in the Week 1 win at Minnesota. Finished with one tackle.
- X Appeared in a reserve capacity on defense in the Week 2 victory over Minnesota, logging seven snaps.
- X In Week 3 vs. Philadelphia, played 35-of-78 defensive snaps and finished with three tackles.
- X Played 14-of-65 defensive snaps in the Week 4 victory at New Orleans, finishing with two tackles.
- X In Week 6 vs. Detroit, played 15-of-70 defensive snaps and finished with one tackle.
- X In Week 7 vs. Atlanta, surpassed Mike Alstott (158) for the eighth-most games played in franchise history. He finished with two tackles.
- X Played 18-of-69 defensive snaps in Week 8 at Buffalo, finishing with a career-high

tying two passes defensed and his first career interception.

- X In Week 9 at Houston, started at defensive tackle and played 29-of-72 defensive plays.
- X Appeared in a reserve capacity on defense in the Week 10 victory over Tennessee.
- X In Week 11 at San Francisco, played 19-of-60 defensive snaps and recorded one tackle.
- X Played 16-of-73 defensive snaps in Week 12 at Indianapolis, logging one tackle.
- X Played 16-of-72 defensive snaps in the Week 13 victory over Carolina, finishing with one snap.
- X In Week 13, he surpassed John Lynch for the sixth-most games played (165) in franchise history.
- X In the Week 14 victory over Atlanta, played 17-of-72 defensive snaps, finishing with one tackle.
- X Was inactive for Week 15 at Green Bay.
- X Appeared on special teams in the Week 16 victory over Jacksonville.
- X Recorded a then-season-high four tackles in Week 17 vs. New Orleans, playing 13-of-70 defensive snaps and finishing with four tackles.
- X In the Week 18 victory at Carolina, appeared in a reserve capacity on defense. Contributed to a defense that recorded Tampa Bay's first shutout since Nov. 21, 2010 at San Francisco.
- X In the Wild Card round victory over Philadelphia, started at defensive tackle and recorded one tackle. Contributed to a defense that helped produce Tampa Bay's largest yardage differential in a postseason game in club history (+150).



- X In the Divisional round contest at Detroit, played 28-of-73 defensive snaps and finished with one tackle.

### COLLEGE:

- X Started 24-of-36 games he played at Michigan State (2010-12), totaling 142 tackles, 13 passes defensed, 10.0 sacks, two forced fumbles, one fumble recovery and 30.0 tackles for loss.
- X Entered the NFL Draft after his junior season
- X Finished his Michigan State career ranked 10th in school history in tackles for loss (30.0).
- X Recorded 10 passes defensed in 2012, the most by a defensive lineman in Spartans history and the most amongst FBS defensive linemen.
- X Two-time winner of the Danziger Award for defense (most outstanding Detroit-area player).
- X Led the Spartans in sacks (4.5) and tackles for loss (13.0) as a junior.
- X Earned second-team All-Big Ten honors from the media, while earning honorable mention from the league's coaches in 2012. Earned second-team All-Big Ten Honors from Phil Steele.
- X Named a quarterfinalist for the Lombardi Award (college lineman of the year) in 2012.
- X Chosen as Defensive Player of the Game in the 2012 Buffalo Wild Wings Bowl.
- X Tallied 16.0 tackles for loss as a sophomore, tied for the seventh-most in Michigan State single-season history.
- X Recorded 5.0 tackles for loss in the 2012 Outback Bowl, the third-most in Michigan State history and the most ever in a bowl game, earning a spot on

the ESPN.com and Yahoo! Sports All-Bowl teams.

- X Named All-Big Ten second team by coaches and media, while also being selected for the second-team All-Big Ten by Yahoo! Sports as a sophomore.
- X Selected to the CollegeFootballNews.com's second-team All-Sophomore team in 2011.
- X Led the team in tackles for loss (16.0), the seventh-most in Michigan State history.
- X Majored in human development and family studies.

### PERSONAL:

- X Attended Southeastern High School (Detroit, Michigan).
- X Chosen as an All-American by EA Sports, MaxPreps, SuperPrep and PrepStar (Dream Team).
- X Ranked as a Top 60 recruit by Tom Lemming (No. 12), Rivals.com (No. 21), Lindy's (No. 21), Athlon Sports (No. 24), Scout.com (No. 29), ESPNU (No. 42) and Sporting News (No. 60).
- X Ranked as one of the top defensive ends in the country by Tom Lemming (No. 3), Rivals.com (No. 3, strongside), Scouts, Inc. (No. 3), Scout.com (No. 4), Lindy's (No. 5) and Athlon Sports (No. 5).
- X Rated as the top player in the state of Michigan by the Detroit News, Detroit Free Press, Rivals.com, Scout.com and Lansing State Journal.
- X Recorded 115 tackles as a senior, including 44.0 for loss, 27.0 sacks, 10 forced fumbles, two blocked punts and an interception returned for a touchdown.
- X Led the Public School League in tackles (101) and sacks (15.0) as a junior, while also tallying 37.0 tackles for loss.



- X Transferred from Mumford High School (Detroit, Michigan) following his sophomore season.
- X During his two seasons at Mumford, Gholston played both ways, recording 183 tackles, 28.0 sacks and two interceptions to go along with 55 catches for 970 yards and 14 touchdowns.
- X Cousin Vernon Gholston was a first-round selection of the New York Jets in the 2008 NFL Draft.
- X Born William Gholston on July 31, 1991, in Detroit, Michigan.

### COMMUNITY:

- X In 2020, supported the Tampa Bay Buccaneers Foundation as part of the NFL's My Cause, My Cleats initiative.
- X Gholston, along with the defensive lineman hosted the 8th annual "D-Line Delivers Christmas". Local families were surprised with a tour of AdventHealth Training Center, dinner with D-Line, and a shopping spree at Target.
- X In December 2017, partnered with United Healthcare to build a playground along the historic Clarence Fort Freedom Trail in Tampa.
- X Served as an honorary starter with his mother, Dawn Ward, a breast cancer survivor at the Buccaneers annual Treasure Chest 5K, 10K, Fun Run & Corporate Challenge in October 2017.
- X In November 2015, helped deliver canned goods and toys to Metropolitan Ministries for the annual Raymond James "Sack Hunger Stack Toys" program.
- X Along with the defensive line, purchased toys and hosted a surprise shopping spree for underprivileged families in the "D-Line Does Christmas" event in December 2013-17.
- X Helped hand out candy to trick-or-treaters from Buccaneers Academy

schools attending Lowry Park Zoo's ZooBoo KIDS Halloween event in October 2015.

- X Paired up with United Way volunteers and students to install a "Learning Garden" at Davis Elementary in September 2015.
- X Had his head shaved by children battling cancer for the Buccaneers Cut for a Cure in 2014, 2015 and 2016 to raise funds and awareness for the National Pediatric Cancer Foundation.
- X In October 2014, visited Metropolitan Ministries to play games with children for the Ministries' annual Fall Festival.
- X In September 2014, participated in a Buccaneers Academy ribbon-cutting ceremony and helped build an outdoor class at Sheehy Elementary in Tampa.
- X In September 2014, interacted with military members stationed overseas through a Pro vs. GI Joe event at the Buccaneers-sponsored USO Welcome Center at Tampa International Airport.
- X In February 2014 presented students at Pizzo Elementary with \$2,000-worth of PE equipment for winning the Buccaneers PLAY 60 Challenge.
- X As part of the 2013 Buccaneers Rookie Club, took part in a variety of community service events, including: visiting patients at St. Joseph's Children's Hospital in Tampa; hosting an ice cream social for military veterans at James Haley VA Hospital; participating in a team-building scavenger hunt with the Boys & Girls Clubs of Tampa at Busch Gardens; hosting a bowling outing with Big Brothers/Big Sisters of Tampa Bay; challenging youths from the Central City YMCA in games at a local arcade; visiting local servicemen and servicewomen at MacDill Air Force Base; hosting a "Salute to Service" Barbecue with USAA at U.S. Coast Guard Sector St. Petersburg; greeting veterans at Bay Pines VA Hospital; visiting young patients over the holidays at All Children's Hospital; and singing Christmas carols to residents at Westminster Palms Retirement Home.





# GHOLSTON'S GAME-BY-GAME STATISTICS

## 2023

| DATE          | OPP  | TACKLES   |           |          |          |            |            |          | INTERCEPTIONS |          |          |          |          | FUMBLES  |          |          | ST TACKLES |          |          |
|---------------|------|-----------|-----------|----------|----------|------------|------------|----------|---------------|----------|----------|----------|----------|----------|----------|----------|------------|----------|----------|
|               |      | T         | S         | A        | TFL      | SK         | YDS        | QH       | NO            | YDS      | LG       | TD       | PD       | FF       | FR       | YDS      | T          | S        | A        |
| Sept. 10      | @MIN | 1         | 0         | 1        | 0        | 0.0        | 0.0        | 0        | 0             | 0        | 0        | 0        | 0        | 0        | 0        | 0        | 0          | 0        | 0        |
| Sept. 17      | CHI  | 0         | 0         | 0        | 0        | 0.0        | 0.0        | 0        | 0             | 0        | 0        | 0        | 0        | 0        | 0        | 0        | 0          | 0        | 0        |
| Sept. 25      | PHI  | 3         | 2         | 1        | 0        | 0.0        | 0.0        | 0        | 0             | 0        | 0        | 0        | 0        | 0        | 0        | 0        | 0          | 0        | 0        |
| Oct. 1        | @NO  | 2         | 2         | 0        | 0        | 0.0        | 0.0        | 0        | 0             | 0        | 0        | 0        | 0        | 0        | 0        | 0        | 0          | 0        | 0        |
| Oct. 15       | DET  | 1         | 1         | 0        | 0        | 0.0        | 0.0        | 0        | 0             | 0        | 0        | 0        | 0        | 0        | 0        | 0        | 0          | 0        | 0        |
| Oct. 22       | ATL  | 2         | 2         | 0        | 0        | 0.0        | 0.0        | 0        | 0             | 0        | 0        | 0        | 0        | 0        | 0        | 0        | 0          | 0        | 0        |
| Oct. 26       | @BUF | 2         | 0         | 2        | 0        | 0.0        | 0.0        | 0        | 1             | 0        | 0        | 0        | 2        | 0        | 0        | 0        | 0          | 0        | 0        |
| Nov. 5        | @HOU | 0         | 0         | 0        | 0        | 0.0        | 0.0        | 0        | 0             | 0        | 0        | 0        | 0        | 0        | 0        | 0        | 0          | 0        | 0        |
| Nov. 12       | TEN  | 0         | 0         | 0        | 0        | 0.0        | 0.0        | 0        | 0             | 0        | 0        | 0        | 0        | 0        | 0        | 0        | 0          | 0        | 0        |
| Nov. 19       | @SF  | 1         | 0         | 1        | 0        | 0.0        | 0.0        | 0        | 0             | 0        | 0        | 0        | 0        | 0        | 0        | 0        | 0          | 0        | 0        |
| Nov. 26       | @IND | 1         | 1         | 0        | 0        | 0.0        | 0.0        | 0        | 0             | 0        | 0        | 0        | 0        | 0        | 0        | 0        | 0          | 0        | 0        |
| Dec. 3        | CAR  | 1         | 0         | 1        | 0        | 0.0        | 0.0        | 0        | 0             | 0        | 0        | 0        | 0        | 0        | 0        | 0        | 0          | 0        | 0        |
| Dec. 10       | @ATL | 1         | 0         | 1        | 0        | 0.0        | 0.0        | 0        | 0             | 0        | 0        | 0        | 0        | 0        | 0        | 0        | 0          | 0        | 0        |
| Dec. 17       | @GB  | Inactive  |           |          |          |            |            |          |               |          |          |          |          |          |          |          |            |          |          |
| Dec. 24       | JAC  | 0         | 0         | 0        | 0        | 0.0        | 0.0        | 0        | 0             | 0        | 0        | 0        | 0        | 0        | 0        | 0        | 0          | 0        | 0        |
| Dec. 31       | NO   | 4         | 2         | 2        | 0        | 0.0        | 0.0        | 0        | 0             | 0        | 0        | 0        | 0        | 0        | 0        | 0        | 0          | 0        | 0        |
| Jan. 7        | @CAR | 0         | 0         | 0        | 0        | 0.0        | 0.0        | 0        | 0             | 0        | 0        | 0        | 0        | 0        | 0        | 0        | 0          | 0        | 0        |
| <b>TOTALS</b> |      | <b>19</b> | <b>10</b> | <b>9</b> | <b>0</b> | <b>0.0</b> | <b>0.0</b> | <b>0</b> | <b>1</b>      | <b>0</b> | <b>0</b> | <b>0</b> | <b>2</b> | <b>0</b> | <b>0</b> | <b>0</b> | <b>0</b>   | <b>0</b> | <b>0</b> |

## POSTSEASON

|               |      |          |          |          |          |            |            |          |          |          |          |          |          |          |          |          |          |          |          |
|---------------|------|----------|----------|----------|----------|------------|------------|----------|----------|----------|----------|----------|----------|----------|----------|----------|----------|----------|----------|
| Jan. 15       | PHI  | 1        | 1        | 0        | 0        | 0.0        | 0.0        | 0        | 0        | 0        | 0        | 0        | 0        | 0        | 0        | 0        | 0        | 0        | 0        |
| Jan. 21       | @DET | 1        | 0        | 1        | 0        | 0.0        | 0.0        | 0        | 0        | 0        | 0        | 0        | 0        | 0        | 0        | 0        | 0        | 0        | 0        |
| <b>TOTALS</b> |      | <b>2</b> | <b>1</b> | <b>1</b> | <b>0</b> | <b>0.0</b> | <b>0.0</b> | <b>0</b> | <b>0</b> | <b>0</b> | <b>0</b> | <b>0</b> | <b>0</b> | <b>0</b> | <b>0</b> | <b>0</b> | <b>0</b> | <b>0</b> | <b>0</b> |

## GHOLSTON'S CAREER STATISTICS

| Year              | Team      | Tackles    |           |            |            |            |             |              | INT      |          |          |          |           | Fumbles  |          |          | ST Tackles |          |          |   |
|-------------------|-----------|------------|-----------|------------|------------|------------|-------------|--------------|----------|----------|----------|----------|-----------|----------|----------|----------|------------|----------|----------|---|
|                   |           | GP         | GS        | T          | S          | A          | Sk          | Yds          | No       | Yds      | Lg       | TD       | PD        | FF       | FR       | Yds      | T          | S        | A        |   |
| 2013              | Tampa Bay | 12         | 2         | 30         | 14         | 16         | 2.0         | 14.0         | 0        | 0        | 0        | 0        | 3         | 0        | 0        | 0        | 0          | 0        | 0        |   |
| 2014              | Tampa Bay | 15         | 9         | 42         | 28         | 14         | 2.0         | 13.0         | 0        | 0        | 0        | 0        | 3         | 0        | 0        | 0        | 0          | 0        | 0        |   |
| 2015              | Tampa Bay | 16         | 11        | 67         | 47         | 20         | 3.0         | 7.0          | 0        | 0        | 0        | 0        | 2         | 1        | 0        | 0        | 0          | 0        | 0        |   |
| 2016              | Tampa Bay | 14         | 14        | 49         | 37         | 12         | 3.0         | 24.0         | 0        | 0        | 0        | 0        | 0         | 1        | 1        | 0        | 0          | 0        | 0        |   |
| 2017              | Tampa Bay | 14         | 10        | 36         | 21         | 15         | 0.0         | 0.0          | 0        | 0        | 0        | 0        | 0         | 0        | 0        | 0        | 0          | 0        | 0        |   |
| 2018              | Tampa Bay | 16         | 2         | 10         | 7          | 3          | 1.0         | 5.0          | 0        | 0        | 0        | 0        | 0         | 0        | 0        | 0        | 0          | 0        | 0        |   |
| 2019              | Tampa Bay | 16         | 8         | 38         | 26         | 12         | 1.0         | 10.0         | 0        | 0        | 0        | 0        | 2         | 0        | 0        | 0        | 0          | 0        | 0        |   |
| 2020              | Tampa Bay | 16         | 12        | 44         | 24         | 20         | 3.0         | 23.0         | 0        | 0        | 0        | 0        | 2         | 0        | 1        | 1        | 0          | 0        | 0        |   |
| 2021              | Tampa Bay | 17         | 10        | 36         | 21         | 15         | 4.5         | 33.5         | 0        | 0        | 0        | 0        | 0         | 0        | 0        | 0        | 0          | 0        | 0        |   |
| 2022              | Tampa Bay | 17         | 9         | 49         | 24         | 25         | 0.0         | 0.0          | 0        | 0        | 0        | 0        | 0         | 0        | 1        | 0        | 0          | 0        | 0        |   |
| 2023              | Tampa Bay | 16         | 1         | 19         | 10         | 9          | 0.0         | 0.0          | 1        | 0        | 0        | 0        | 2         | 0        | 0        | 0        | 0          | 0        | 0        |   |
| <b>NFL Totals</b> |           | <b>169</b> | <b>88</b> | <b>420</b> | <b>259</b> | <b>161</b> | <b>19.5</b> | <b>129.5</b> | <b>1</b> | <b>0</b> | <b>0</b> | <b>0</b> | <b>14</b> | <b>2</b> | <b>3</b> | <b>1</b> | <b>0</b>   | <b>0</b> | <b>0</b> |   |
| Year              | Team      | Tackles    |           |            |            |            |             |              | INT      |          |          |          |           | Fumbles  |          |          | Tackles    |          |          |   |
|                   |           | GP         | GS        | T          | S          | A          | Sk          | Yds          | No       | Yds      | Lg       | TD       | PD        | FF       | FR       | Yds      | T          | S        | A        |   |
| 2020              | Tampa Bay | 4          | 0         | 2          | 1          | 1          | 0.0         | 0.0          | 0        | 0        | 0        | 0        | 0         | 0        | 0        | 0        | 0          | 0        | 0        | 0 |
| 2021              | Tampa Bay | 2          | 0         | 2          | 2          | 0          | 0.0         | 0.0          | 0        | 0        | 0        | 0        | 0         | 0        | 0        | 0        | 0          | 0        | 0        | 0 |
| 2022              | Tampa Bay | 1          | 1         | 2          | 2          | 0          | 0.0         | 0.0          | 0        | 0        | 0        | 0        | 0         | 0        | 0        | 0        | 0          | 0        | 0        | 0 |
| 2023              | Tampa Bay | 2          | 1         | 2          | 1          | 1          | 0.0         | 0.0          | 0        | 0        | 0        | 0        | 0         | 0        | 0        | 0        | 0          | 0        | 0        | 0 |
| <b>Postseason</b> |           | <b>9</b>   | <b>3</b>  | <b>8</b>   | <b>6</b>   | <b>2</b>   | <b>0.0</b>  | <b>0.0</b>   | <b>0</b> | <b>0</b> | <b>0</b> | <b>0</b> | <b>0</b>  | <b>0</b> | <b>0</b> | <b>0</b> | <b>0</b>   | <b>0</b> | <b>0</b> |   |

### SINGLE-GAME HIGHS

**Tackles:** 11, at St. Louis, 12/17/15  
**Sacks:** 2.0, vs. Atlanta, 12/6/13  
**Passes Defensed:** 2, twice, last at Buffalo, 10/26/23  
**Fumble Recovery:** 1, three, last at Arizona, 12/25/22  
**Forced Fumble:** 1, vs. Baltimore, 10/12/14  
**Blocked FG:** 1, twice, last vs. Atlanta, 12/18/17  
**Blocked XP:** 1, twice, last at Carolina, 12/24/17

# #14 CHRIS GODWIN

**WIDE RECEIVER**  
**HT:** 6-1 **WT:** 209  
**DOB:** 2/27/96  
**NFL:** 8TH YEAR  
**ACQ:** D3A, 2017  
**COLLEGE:** PENN STATE



## ACQUIRED BY BUCS:

- X Selected in the third round (84th overall) of the 2017 NFL Draft by the Buccaneers.

## AWARDS & ACCOLADES:

- X Super Bowl LV Champion.
- X 2019 AP Second-Team All-Pro
- X 2019 Pro Bowl Selection
- X 2x NFC Offensive Player of the Week (Week 12, 2019; Week 17, 2017)
- X 2022 Ed Block Courage Award Recipient

## CAREER HIGHLIGHTS:

- X Has played in 104 regular season games, with 77 starts, totaling 529 receptions for 6,690 yards (12.6 avg.) with 34 receiving touchdowns. Also has 12 rushing attempts for 72 yards and two touchdowns.
- X Has started seven postseason contests, catching 34 passes for 402 yards and two touchdowns. Also has one six-yard rush.
- X Ranks second in franchise history in receptions (529) and second in receiving yards (6,690), tied for second in touchdown receptions (34) and fourth in total touchdowns (36).
- X Godwin's 34 postseason receptions rank second in franchise history while his 402 postseason receiving yards rank second in Buccaneers playoff history.
- X Is one of two players in franchise history with four-or-more seasons with 1,000+ receiving yards, along with Mike Evans.

- X Is one of two players in franchise history with at least 500 receptions for Tampa Bay, alongside Mike Evans.
- X Hauled in a career-high 104 receptions in 2022, good for the second-most in a single season in franchise history.
- X Since becoming a full-time starter in 2019, ranks seventh in the NFL in receptions (436), 13th in receiving yards (5,323) and tied for 22nd in receiving touchdowns (26).
- X Has 20 career 100-yard games in the regular season – the second-most such games in franchise history. Also has one 100-yard receiving game in the postseason.
- X Has five career games with multiple touchdown receptions – tied for the second-most such games in franchise history.
- X Since 2019, Godwin has posted four games with at least 100 receiving yards and multiple receiving touchdowns, tied for the seventh-most-such games in the NFL in that span.
- X Godwin and teammate Mike Evans were the only duo in the NFL to record three consecutive seasons with 1,000-or-more receiving yards from 2021-23.



- X Ranked fourth in the NFL in receiving touchdowns (nine) and third in the league in receiving yards (1,333) in 2019, earning his first career Pro Bowl berth. his nine touchdown catches were then-tied for the fifth-most in a single season in team history while his 1,333 receiving yards ranked fourth and his 86 receptions were tied for third-most.
- X In 2019, Godwin and teammate Mike Evans became the first receivers in NFL history to each have three games with 150-plus receiving yards in a single season.
- X Set a franchise single-game record with 15 receptions at Atlanta (12/5/21).
- X Posted a career-high 184 receiving yards at Atlanta (11/24/19), including a career-long 71-yard touchdown reception, helping him earn NFC Offensive Player of the Week honors.
- X Registered a career day at L.A. Rams (9/29/19), catching 12 passes for 172 yards and two touchdowns, establishing new career best marks for receptions and receiving yards in a single game, while registering his second career multi-touchdown game.
- X Had a career-best two touchdown catches against Atlanta (12/30/18), which he later matched at L.A. Rams (9/29/19), at New Orleans (10/6/19) at Atlanta (11/24/19) and vs. Atlanta (1/3/21).
- X Caught a touchdown in four straight games (Week 17, 2017-Week 3, 2018), tying the then franchise record for most consecutive games with a touchdown catch.
- X Earned NFC Offensive Player of the Week against the New Orleans Saints (12/31/17), after catching seven passes for 111 yards and the game-winning touchdown with under a minute to play.



## 2019-23 RECEIVING YARDS/GAME LEADERS

(min. 50 games)

| Name (Current Team)          | Rec. Yds./Gm |
|------------------------------|--------------|
| 1. Justin Jefferson (MIN)    | 98.3         |
| 2. Tyreek Hill (MIA)         | 89.4         |
| 3. Davante Adams (LVR)       | 86.6         |
| 4. Cooper Kupp (LAR)         | 81.6         |
| 5. Stefon Diggs (HOU)        | 80.3         |
| 6. CeeDee Lamb (DAL)         | 78.0         |
| 7. A.J. Brown (PHI)          | 77.2         |
| 8. Keenan Allen (CHI)        | 77.2         |
| 9. Travis Kelce (KC)         | 77.1         |
| <b>10. Chris Godwin (TB)</b> | <b>73.9</b>  |

It marked a career high in receptions, as well as his first career touchdown and first career 100-yard game.

- X Made first career start against N.Y. Jets (11/12/17).
- X Caught first career pass against Minnesota, an 18-yard reception (9/24/17).
- X Made NFL debut against Chicago (9/17/17).

### 2023 HIGHLIGHTS:

- X Led the Buccaneers with 83 receptions in the regular season. His 83 receptions were tied for the 10th most in a single season in Buccaneers history.
- X Was named a team captain for the 2023 season.
- X Brought in five receptions for 51 yards in the Week 1 win at Minnesota. With his 51 receiving yards, he surpassed Michael Pittman (5,723) and Doug Martin (5,724) for the fifth-most yards from scrimmage in team history.
- X With five receptions in Week 1, Godwin extended his streak to 15 consecutive games with five-or-more receptions, good for the longest active streak in the NFL and tied with Keyshawn Johnson for the longest such streak in franchise history.
- X In the Week 2 victory over Chicago, hauled in five receptions for 58 yards. It marked his 16th consecutive game with five-or-more receptions, surpassing Keyshawn Johnson for the longest such streak in franchise history and tying Marvin Harrison for the 13th-longest streak in NFL history.
- X Godwin's 58 receiving yards in Week 2 marked his 10th straight game with

50-or-more receiving yards, extending his own league-leading streak.

- X In Week 3 vs. Philadelphia, played 38-of-44 offensive snaps and finished with three receptions for 32 yards.
- X In the Week 4 victory at New Orleans, played 53-of-71 offensive snaps and finished with a team-high eight receptions for 114 yards.
- X Godwin's 114 yards in Week 4 marked his 19th career 100-yard performance, second-most in franchise history behind only Mike Evans.
- X In Week 6 vs. Detroit, played 47-of-56 offensive snaps and finished with a team-high six receptions for 77 yards. It marked the 12th time in Godwin's previous 13 games that he had recorded five-or-more receptions and 50-or-more receiving yards.
- X According to Pro Football Focus, was Tampa Bay's highest-graded offensive player in Week 6 vs. Detroit, earning a 77.2 grade.
- X In Week 7 vs. Atlanta, played 51-of-73 offensive snaps and finished with six receptions for 66 yards. He became the second player in franchise history to eclipse 6,000 career receiving yards.
- X Following Week 7, Godwin had recorded five-or-more receptions and 50-or-more receiving yards in 13 of his previous 14 games.
- X In Week 8 at Buffalo, played 58-of-68 offensive snaps and finished with five receptions for 54 yards and one touchdown. It marked his 33rd career receiving touchdown, tying him for third-most in franchise history.
- X Godwin's touchdown reception in Week 8 marked his 34th career touchdown from scrimmage, tying him for fourth-most in franchise history.



- X In Week 9 at Houston, played 58-of-66 offensive snaps and brought in two receptions for 16 yards.
- X In the Week 10 victory over Tennessee, played 50-of-65 offensive snaps and finished with four receptions for 54 yards.
- X Played 57-of-71 offensive snaps in Week 11 at San Francisco, finishing with a team-high-tying six receptions for 39 yards.
- X In Week 12 at Indianapolis, played 50-of-60 offensive snaps and brought in three receptions for 45 yards.
- X Played 52-of-62 offensive snaps in the Week 13 victory over Carolina, finishing with one carry for 19 yards and a touchdown.
- X Godwin's rushing touchdown in Week 13 marked his 35th career touchdown from scrimmage, breaking a tie with Jimmie Giles to move into sole possession of fourth place in franchise history.
- X In the Week 14 victory over Atlanta, brought in a team-high five receptions for a team-high 53 yards. Logged a 32-yard reception on third-and-10 in the final 75 seconds of the game.
- X Week 14 marked Godwin's 100th career game, and the game in which he recorded his 500th career reception. In doing so, Godwin became just the 30th player in league history with 500+ receptions through their first 100 career games.

### 2017 NFL DRAFT CLASS RECEIVING YARD LEADERS

| Name (Current Team)         | Yards        |
|-----------------------------|--------------|
| 1. Cooper Kupp (LAR)        | 7,066        |
| <b>2. Chris Godwin (TB)</b> | <b>6,690</b> |
| 3. George Kittle (SF)       | 6,274        |
| 4. JuJu Smith-Schuster (NE) | 5,048        |
| 5. Mike Williams (NYJ)      | 4,806        |

### 2017 NFL DRAFT CLASS RECEIVING TD LEADERS

| Name (Current Team)         | TD        |
|-----------------------------|-----------|
| 1. Cooper Kupp (LAR)        | 51        |
| 2. George Kittle (SF)       | 37        |
| <b>3. Chris Godwin (TB)</b> | <b>34</b> |
| 4. Mike Williams (NYJ)      | 31        |
| 5. JuJu Smith-Schuster (NE) | 30        |

- X In Week 14, Godwin joined Mike Evans as the only players in franchise history to record 500-or-more receptions as a member of the Buccaneers.
- X In the Week 15 victory at Green Bay, played 50-of-62 offensive snaps and led the team with then-season-highs in receptions (10) and receiving yards (155).
- X In Week 15, Godwin surpassed the 60-catch milestone for the fifth consecutive season, making him one of just eight players with 60+ receptions in each of the past five seasons (2019-23).
- X Godwin's Week 15 performance marked his 20th career game with 100+ receiving yards. His 155 receiving yards were the third-most he had recorded in a game in his career.
- X In the Week 16 victory over Jacksonville, played 59-of-74 offensive snaps and brought in six receptions for 78 yards.
- X In Week 17 vs. New Orleans, played 48-of-56 offensive snaps and hauled in three receptions for 81 yards and one touchdown. His touchdown catch was the 34th of his career, tying Jimmie Giles and surpassing Cameron Brate (33) for the second-most touchdown receptions in team history.
- X From Weeks 15-17, Godwin recorded 78-or-more receiving yards in each contest after doing so just once in Weeks 1-14.
- X In the Week 18 victory at Carolina, played 50-of-65 offensive snaps and brought in six receptions for 51 yards.
- X Godwin finished the 2023 regular season with 1,024 receiving yards, surpassing the 1,000-yard receiving mark for the fourth time in his career and for the third consecutive season.
- X With his 1,000 yards in 2023, Godwin surpassed Joey Galloway and Vincent Jackson (three each) for the second-most 1,000-yard receiving seasons in franchise history, trailing only teammate Mike Evans (10).
- X Godwin finished the 2023 regular season campaign with 83 receptions, marking his fourth 80-catch season – two more than any other player in franchise history.
- X In the Wild Card round victory over Philadelphia, Godwin brought in four



receptions for 45 yards and one touchdown.

- X With his four receptions in the Wild Card round, Godwin surpassed Warrick Dunn (26) and Leonard Fournette (28) for the second-most postseason receptions in club history.
- X With his touchdown catch, Godwin tied Cameron Brate, Antonio Brown and Keenan McCardell (2) for the third-most touchdown receptions in franchise playoff history.
- X In the Divisional round contest at Detroit, played 58-of-64 offensive snaps and brought in four receptions for 40 yards. He surpassed Keyshawn Johnson (375) and Warrick Dunn (387) for the fourth-most playoff yards from scrimmage in franchise history. He also surpassed Keyshawn Johnson (375) for the second-most playoff receiving yards in franchise history.

#### **COLLEGE:**

- X Played in 40 games, with 28 starts, catching 153 passes for 2,404 yards (15.7 avg.) and 18 touchdowns.
- X Ranks fourth in Penn State history in touchdown receptions (18) and receiving yards (2,404), while standing at seventh on the all-time reception list (153).



- X Recorded nine 100-yard receiving games (three in 2016, five in 2015 and against Boston College in the 2014 New Era Pinstripe Bowl) and five games with multiple touchdown catches (four in 2016, one in 2015).
- X Started all 14 games as a true junior (2016), catching 59 passes for 982 yards and 11 touchdowns. His 11 touchdown receptions were the second-most in a single season in Penn State history.
- X Earned All-Bowl team honors from NCAA.com, Sports Illustrated, Athlon Sports (second team) and Associated Press (honorable mention), while also being named to the ESPN.com Big Ten All-Bowl Team.
- X Named All-Big Ten by Pro Football Focus (second team) Phil Steele and Athlon Sports (third team) and the league's coaches (honorable mention).
- X In the Rose Bowl against USC, recorded a career-high and Penn State bowl record 187 receiving yards, the fourth-most in Rose Bowl history, while adding two touchdown catches, which tied the school's bowl game record.
- X During his sophomore season (2015), started 11-of-13 games caught 69 passes for 1,101 yards and five touchdowns. He became one of only three Penn State receivers to eclipse 1,000 receiving yards in a season (also Bobby Engram & Allen Robinson) and his 1,101 yards are the second-most in a single season in school history.
- X Named All-Big ten by the Big Ten media (second team) and coaches (third team), while earning second-team All-Big Ten honors from the Associated Press.
- X As a true freshman (2014), was named to the BTN.com Big Ten All-Freshman Team after playing in 13 games with three starts, catching 26 passes for 338 yards and two touchdowns.
- X Earned ESPN.com All-Bowl Team honors after catching seven passes for 140 yards and one touchdown against Boston College in the New Era Pinstripe Bowl.

## PERSONAL:

- X Attended Middletown High School (Middletown, Delaware)
- X As a senior, set a Delaware prep record with 18 receiving touchdowns and was

named Delaware Gatorade Player of the Year, as well as being named first-team all-state and first-team All-Blue Hen Conference.

- X Selected to play in the Under Armour All-American Game.
- X Son of Rod Sr. and Lisa Godwin. Has a brother, Marcus, and two sisters, Sharhonda and Rian.
- X Married to Mariah.
- X Born Rod Christopher Godwin on February 27, 1996 in Philadelphia, Pennsylvania.

## COMMUNITY:

- X In 2020, supported his Team Godwin Foundation as part of the NFL's My Cause, My Cleats initiative.
- X In 2019, Godwin launched his foundation. The Team Godwin Foundation helps provide at-risk children and animals a second chance through advocacy and financial support.
- X Godwin sat in on bail and probation hearings at the Hillsborough County Courthouse to gain perspective on the criminal justice system.
- X As a response to COVID-19, Godwin invited Bucs fans to send him a tweet shouting out an unsung hero and rewarded first responders around the country.
- X In November 2019, launched the Team Godwin Foundation, an organization designed to provide financial assistance to local shelter and rescue groups.
- X In December 2017, visited Lopez Elementary School in Seffner to present a \$10,000 Fuel Up to Play 60 Hometown Grant, an initiative developed by the NFL to provide grants to support physical activity and nutrition programs in school districts.
- X In December 2017, visited patients battling illness at All Children's Hospital in St. Petersburg to raise their spirits during the holidays.
- X In June 2017, toured MacDill Air Force Base to greet military servicemen and servicewomen and learn about the important role that the base plays in the Tampa community and beyond.
- X In June 2017, went go-karting with first-year members from Tampa Fire Rescue.



# GODWIN'S GAME-BY-GAME STATISTICS

## 2023

| DATE          | OPP  | NO        | RECEIVING    |             |            |          | RUSHING  |           |            |           |          |
|---------------|------|-----------|--------------|-------------|------------|----------|----------|-----------|------------|-----------|----------|
|               |      |           | YDS          | AVG         | LG         | TD       | ATT      | YDS       | AVG        | LG        | TD       |
| Sept. 10      | @MIN | 5         | 51           | 10.2        | 16         | 0        | 0        | 0         | -          | -         | 0        |
| Sept. 17      | CHI  | 5         | 58           | 11.6        | 24         | 0        | 0        | 0         | -          | -         | 0        |
| Sept. 25      | PHI  | 3         | 32           | 10.7        | 18         | 0        | 0        | 0         | -          | -         | 0        |
| Oct. 1        | @NO  | 8         | 114          | 14.3        | 42         | 0        | 0        | 0         | -          | -         | 0        |
| Oct. 15       | DET  | 6         | 77           | 12.8        | 23         | 0        | 0        | 0         | -          | -         | 0        |
| Oct. 22       | ATL  | 6         | 66           | 11.0        | 33         | 0        | 0        | 0         | -          | -         | 0        |
| Oct. 26       | @BUF | 5         | 54           | 10.8        | 31         | 1        | 1        | 14        | 14.0       | 14        | 0        |
| Nov. 5        | @HOU | 2         | 16           | 8.0         | 15         | 0        | 0        | 0         | -          | -         | 0        |
| Nov. 12       | TEN  | 4         | 54           | 13.5        | 17         | 0        | 0        | 0         | -          | -         | 0        |
| Nov. 19       | @SF  | 6         | 39           | 6.5         | 11         | 0        | 0        | 0         | -          | -         | 0        |
| Nov. 26       | @IND | 3         | 45           | 15.0        | 21         | 0        | 0        | 0         | -          | -         | 0        |
| Dec. 3        | CAR  | 0         | 0            | 0.0         | 0          | 0        | 1        | 19        | 19.0       | 19        | 1        |
| Dec. 10       | @ATL | 5         | 53           | 10.6        | 32         | 0        | 0        | 0         | -          | -         | 0        |
| Dec. 17       | @GB  | 10        | 155          | 15.5        | 25         | 0        | 0        | 0         | -          | -         | 0        |
| Dec. 24       | JAC  | 6         | 78           | 13.0        | 22         | 0        | 1        | 1         | 1.0        | 1         | 0        |
| Dec. 31       | NO   | 3         | 81           | 27.0        | 47t        | 1        | 0        | 0         | -          | -         | 0        |
| Jan. 7        | @CAR | 6         | 51           | 8.5         | 14         | 0        | 1        | 4         | 4.0        | 4         | 0        |
| <b>TOTALS</b> |      | <b>83</b> | <b>1,024</b> | <b>12.3</b> | <b>47t</b> | <b>2</b> | <b>4</b> | <b>38</b> | <b>9.5</b> | <b>19</b> | <b>1</b> |

## POSTSEASON

|               |      |          |           |             |            |          |          |          |          |          |          |
|---------------|------|----------|-----------|-------------|------------|----------|----------|----------|----------|----------|----------|
| Jan. 15       | PHI  | 4        | 45        | 11.3        | 23t        | 1        | 0        | 0        | -        | -        | 0        |
| Jan. 21       | @DET | 4        | 40        | 10.0        | 17         | 0        | 0        | 0        | -        | -        | 0        |
| <b>TOTALS</b> |      | <b>8</b> | <b>85</b> | <b>10.6</b> | <b>23t</b> | <b>1</b> | <b>0</b> | <b>0</b> | <b>-</b> | <b>-</b> | <b>0</b> |

# GODWIN'S CAREER STATISTICS

| YEAR              | TEAM      | GP         | GS        | RECEIVING  |              |             |            | RUSHING   |           |           |            |            |          |
|-------------------|-----------|------------|-----------|------------|--------------|-------------|------------|-----------|-----------|-----------|------------|------------|----------|
|                   |           |            |           | NO         | YDS          | AVG         | LG         | TD        | ATT       | YDS       | AVG        | LG         | TD       |
| 2017              | Tampa Bay | 16         | 2         | 34         | 525          | 15.4        | 70         | 1         | 0         | 0         | -          | -          | 0        |
| 2018              | Tampa Bay | 16         | 5         | 59         | 842          | 14.3        | 48         | 7         | 0         | 0         | -          | -          | 0        |
| 2019              | Tampa Bay | 14         | 14        | 86         | 1,333        | 15.5        | 71t        | 9         | 1         | 8         | 8.0        | 8          | 0        |
| 2020              | Tampa Bay | 12         | 12        | 65         | 840          | 12.9        | 47         | 7         | 0         | 0         | -          | -          | 0        |
| 2021              | Tampa Bay | 14         | 14        | 98         | 1,103        | 11.3        | 44         | 5         | 4         | 21        | 5.3        | 9          | 1        |
| 2022              | Tampa Bay | 15         | 13        | 104        | 1,023        | 9.8         | 44         | 3         | 3         | 5         | 1.7        | 2          | 0        |
| 2023              | Tampa Bay | 17         | 17        | 83         | 1,024        | 12.3        | 47t        | 2         | 4         | 38        | 9.5        | 19t        | 1        |
| <b>NFL Totals</b> |           | <b>104</b> | <b>77</b> | <b>529</b> | <b>6,690</b> | <b>12.6</b> | <b>71t</b> | <b>34</b> | <b>12</b> | <b>72</b> | <b>6.0</b> | <b>19t</b> | <b>2</b> |

| Postseason        |           | GP       | GS       | Receiving |            |             |           | Rushing  |          |          |          |          |          |
|-------------------|-----------|----------|----------|-----------|------------|-------------|-----------|----------|----------|----------|----------|----------|----------|
| YEAR              | TEAM      |          |          | NO        | YDS        | AVG         | LG        | TD       | ATT      | YDS      | AVG      | LG       | TD       |
| 2020              | Tampa Bay | 4        | 4        | 16        | 232        | 14.5        | 52        | 1        | 0        | 0        | -        | -        | 0        |
| 2022              | Tampa Bay | 1        | 1        | 10        | 85         | 8.5         | 16        | 0        | 0        | 0        | -        | -        | 0        |
| 2023              | Tampa Bay | 2        | 2        | 8         | 85         | 10.6        | 23t       | 1        | 0        | 0        | -        | -        | 0        |
| <b>NFL Totals</b> |           | <b>7</b> | <b>7</b> | <b>34</b> | <b>402</b> | <b>11.8</b> | <b>52</b> | <b>2</b> | <b>0</b> | <b>0</b> | <b>-</b> | <b>-</b> | <b>0</b> |

### SINGLE-GAME HIGHS

**Receptions:** 15, at Atlanta, 12/5/21  
**Receiving Yards:** 184, at Atlanta, 11/24/19  
**Receiving TDs:** 2, four times, last at Atlanta, 11/24/19  
**Long Reception:** 71t, at Atlanta, 11/24/19

### ADDITIONAL STATS

**ST Tackles:** 7 - 1 in 2018; 6 in 2017  
**ST Fumble Recoveries:** 1 - 1 in 2017  
**Fumbles-Lost:** 7-3 - 2-2 in 2021; 1-0 in 2020; 4-1 in 2018  
**Misc. Tackles:** 15 - 1 in 2022; 1 in 2021; 2 in 2020; 6 in 2019; 4 in 2018; 1 in 2017

# #67 LUKE GOEDEKE

GUARD


HT: 6-5 WT: 312

DOB: 11/21/98

NFL: 3RD YEAR

ACQ: D2B, 2022

COLLEGE: CENTRAL MICHIGAN



## ACQUIRED BY BUCS:

- X Selected in the second round (57th overall) of the 2022 NFL Draft by the Buccaneers.

## 2023 HIGHLIGHTS:

- X Started at right tackle in the Week 1 win at Minnesota, contributing to an offensive line that generated 242 net yards of offense. Tampa Bay's offense outgained Minnesota 147-82 in the second half as the Buccaneers held a 20:03 - 9:57 time of possession advantage.
- X Started at right tackle in the Week 2 victory over Chicago, contributing to an offensive line that helped generate 437 net yards of offense. Tampa Bay's 437 yards in Week 2 marked the fifth-highest output by any team through the first two weeks of the season.
- X Started at right tackle in Week 3 vs. Philadelphia, playing all 44 offensive snaps.
- X Started at right tackle in the Week 4 victory at New Orleans, playing all 71 offensive snaps and contributing to an offense that scored 26 points and snapped New Orleans' streak of 11 straight games allowing 20-or-fewer points.
- X Started at right tackle in Week 6 vs. Detroit and played all 56 offensive snaps.
- X In Week 7 vs. Atlanta, started at right tackle and played all 73 offensive snaps.
- X Started at right tackle in Week 8 at Buffalo, playing all 69 offensive snaps.
- X Started at right tackle in Week 9 at Houston, playing all 66 offensive snaps and contributing to an offense that generated 332 net yards of offense.

- X In Week 9, Goedeke was Tampa Bay's highest graded offensive player according to Pro Football Focus, earning an 82.1 grade.
- X In the Week 10 victory over Tennessee, started at right tackle and played all 65 offensive snaps, contributing to an offensive line that helped produce 340 net yards of offense.
- X Started at right tackle and played all 71 offensive snaps in Week 11 at San Francisco.
- X In Week 12 at Indianapolis, started at right tackle and played all 60 offensive snaps.
- X Started at right tackle in the Week 13 victory over Carolina, playing all 62 offensive snaps and contributing to an offensive line that generated a then-season-high 128 rushing yards.
- X Started at right tackle in the Week 14 win in Atlanta, playing all 68 offensive snaps and contributing to an offensive line that generated a then-season-high 148 rushing yards. It marked the third consecutive game in which Tampa Bay produced a season-high in rushing yards.
- X In the Week 15 victory at Green Bay, started at right tackle, playing all 62



FRONT OFFICE

VETERANS

2023 REVIEW

HISTORY

RECORDS

SIDELINES

offensive snaps and contributing to an offensive line that helped produce a then-season-high 452 net yards of offense.

- X In the Week 16 win over Jacksonville, started at right tackle, playing all 74 offensive snaps and contributing to an offensive line that produced 335 net yards of offense and held a season-high 37:07 – 22:53 time of possession advantage.
- X Played all 56 offensive snaps at right tackle in Week 17 vs. New Orleans, contributing to an offensive line that helped produce 7.0 yards per play.
- X In the division-clinching Week 18 victory at Carolina, played all 65 offensive snaps at right tackle and contributed to an offensive line that helped produce over 100 rushing yards in a game for the sixth time in 2023.
- X In the Wild Card round victory over Philadelphia, started at right tackle, contributing to an offense that helped produce the largest yardage differential in a playoff game in team history (+150).
- X In the Divisional round contest at Detroit, started at right tackle and contributed to an offense that generated 408 net yards of offense – the third-highest single-game mark in club postseason history.


### COLLEGE:

- X Started all 24 collegiate games he played at Central Michigan over four seasons (2018-21), earning first-team All-MAC honors in his final season.
- X Earned honorable mention All-America recognition from Pro Football Focus in 2021, while starting on a line that blocked for the nation's leading rusher, Lew Nichols III (1,848 total yards/142.2 yards per game), as well as a unit that ranked third in the Mid-American Conference in both total offense (443.4 ypg) and passing offense (265.4 ypg).

- X Selected to play in the 2022 Senior Bowl.
- X Missed the 2020 season due to injury.
- X Redshirted in 2018 as he transitioned from tight end to offensive tackle.
- X Prior to arriving at Central Michigan, Goedeke spent one season as a tight end at the University of Wisconsin-Stevens Point (2017), recording 12 receptions for 132 yards.

### PERSONAL:

- X Attended Valders High School (Valders, Wisconsin).



## GOEDEKE'S CAREER STATISTICS

**Games/Starts:** 2022: 11/8 (P:1/1); 2023: 17/17 (P: 2/2)  
**Career Totals:** 28/25 (P: 3/3)

# #91 MIKE GREENE

## DEFENSIVE TACKLE

HT: 6-3 WT: 293

DOB: 5/3/99

NFL: 2ND YEAR

ACQ: FA, 2022

COLLEGE: JAMES MADISON



### ACQUIRED BY BUCS:

- X Signed by Tampa Bay as a college free agent on May 16, 2022 following his participation in Rookie Minicamp as a tryout player.

### 2023 HIGHLIGHTS:

- X Appeared in a reserve capacity on defense and special teams in the week 1 victory at Minnesota, logging 30 defensive snaps and three special teams snaps. Finished with one tackle.
- X Earned his first career start in the Week 2 victory over Chicago, logging 25 defensive snaps and finishing with one tackle.
- X Started at defensive end in Week 3 vs. Philadelphia, playing 32-of-78 defensive snaps.
- X In the Week 4 victory at New Orleans, played 24-of-65 defensive snaps and finished with one tackle.
- X Appeared on special teams and in a reserve capacity on defense in Week 6 vs. Detroit, playing 16-of-70 defensive snaps.
- X Appeared on special teams and in a reserve capacity on defense in Week 7 vs. Atlanta, playing six defensive snaps.
- X In Week 8 at Buffalo, appeared on special teams and in a reserve capacity on defense.
- X Appeared on special teams and in a reserve capacity on defense in Week 9 at Houston, playing nine defensive snaps and finishing with one tackle.
- X Appeared on special teams and in a reserve capacity on defense in the Week 10 victory over Tennessee, playing six defensive snaps and finishing with one tackle.

- X In Week 11 at San Francisco, played nine defensive snaps and finished with one tackle.
- X Was inactive for Week 12 at Indianapolis.
- X Was placed on Injured Reserve prior to the Week 13 game vs. Carolina, and missed the rest of the season.

### COLLEGE:

- X Appeared in 57 career games over five seasons at James Madison (2017-21), amassing 177 tackles (39 for loss), 18.0 sacks, four passes defended, two forced fumbles and one fumble recovery.
- X Finished his collegiate career starting all 12 games in 2021 and receiving second-team All-CAA recognition after recording 56 tackles (12 for loss), 5.0 sacks and two passes defended.
- X Earned first-team All-America honors in his true senior season (2020-21), leading the Colonial Athletic Association (CAA) in tackles for loss (10.5) on his way to CAA Co-Defensive Player of the Year honors. He was also named first-team All-CAA after posting 25 tackles 3.0 sacks and two passes defended in addition to his 10.5 tackles for loss.
- X Secured the first all-conference selection of his career in his junior season in 2019, earning third-team All-CAA after totaling 53 tackles (11 for loss), 7.5 sacks and one forced fumble, while starting all 16 games.
- X Started all 13 games as a sophomore in 2018, notching 41 tackles (5.5 for loss), 2.5 sacks, one forced fumble and one fumble recovery.
- X Played in nine games as a true freshman in 2017, making his collegiate debut vs. Norfolk State (9/16/17).

- X Graduated with a bachelor's degree in health services administration.

### PERSONAL:

- X Attended Highland Springs High School (Richmond, Virginia), where he helped lead his team to consecutive Virginia High School League (VHSL) 5A state championships in his junior and senior seasons.

## GREENE'S GAME-BY-GAME STATISTICS

| 2023          |      | TACKLES  |          |          |          |            |            |          | INTERCEPTIONS |          |          |          |          | FUMBLES  |          |          | ST TACKLES |          |          |
|---------------|------|----------|----------|----------|----------|------------|------------|----------|---------------|----------|----------|----------|----------|----------|----------|----------|------------|----------|----------|
| DATE          | OPP  | T        | S        | A        | TFL      | SK         | YDS        | QH       | NO            | YDS      | LG       | TD       | PD       | FF       | FR       | YDS      | T          | S        | A        |
| Sept. 10      | @MIN | 1        | 1        | 0        | 0        | 0.0        | 0.0        | 0        | 0             | 0        | 0        | 0        | 0        | 0        | 0        | 0        | 0          | 0        | 0        |
| Sept. 17      | CHI  | 1        | 0        | 1        | 0        | 0.0        | 0.0        | 0        | 0             | 0        | 0        | 0        | 0        | 0        | 0        | 0        | 0          | 0        | 0        |
| Sept. 25      | PHI  | 0        | 0        | 0        | 0        | 0.0        | 0.0        | 0        | 0             | 0        | 0        | 0        | 0        | 0        | 0        | 0        | 0          | 0        | 0        |
| Oct. 1        | @NO  | 1        | 1        | 0        | 0        | 0.0        | 0.0        | 0        | 0             | 0        | 0        | 0        | 0        | 0        | 0        | 0        | 0          | 0        | 0        |
| Oct. 15       | DET  | 0        | 0        | 0        | 0        | 0.0        | 0.0        | 0        | 0             | 0        | 0        | 0        | 0        | 0        | 0        | 0        | 0          | 0        | 0        |
| Oct. 22       | ATL  | 0        | 0        | 0        | 0        | 0.0        | 0.0        | 0        | 0             | 0        | 0        | 0        | 0        | 0        | 0        | 0        | 0          | 0        | 0        |
| Oct. 26       | @BUF | 0        | 0        | 0        | 0        | 0.0        | 0.0        | 0        | 0             | 0        | 0        | 0        | 0        | 0        | 0        | 0        | 0          | 0        | 0        |
| Nov. 5        | @HOU | 1        | 0        | 1        | 0        | 0.0        | 0.0        | 0        | 0             | 0        | 0        | 0        | 0        | 0        | 0        | 0        | 0          | 0        | 0        |
| Nov. 12       | TEN  | 1        | 0        | 1        | 0        | 0.0        | 0.0        | 0        | 0             | 0        | 0        | 0        | 0        | 0        | 0        | 0        | 0          | 0        | 0        |
| Nov. 19       | @SF  | 1        | 0        | 1        | 0        | 0.0        | 0.0        | 0        | 0             | 0        | 0        | 0        | 0        | 0        | 0        | 0        | 0          | 0        | 0        |
| Nov. 26       | @IND |          |          |          |          |            |            |          |               |          |          |          |          |          |          |          |            |          |          |
| Dec. 3        | CAR  |          |          |          |          |            |            |          |               |          |          |          |          |          |          |          |            |          |          |
| Dec. 10       | @ATL |          |          |          |          |            |            |          |               |          |          |          |          |          |          |          |            |          |          |
| Dec. 17       | @GB  |          |          |          |          |            |            |          |               |          |          |          |          |          |          |          |            |          |          |
| Dec. 24       | JAC  |          |          |          |          |            |            |          |               |          |          |          |          |          |          |          |            |          |          |
| Dec. 31       | NO   |          |          |          |          |            |            |          |               |          |          |          |          |          |          |          |            |          |          |
| Jan. 7        | @CAR |          |          |          |          |            |            |          |               |          |          |          |          |          |          |          |            |          |          |
| <b>TOTALS</b> |      | <b>6</b> | <b>2</b> | <b>4</b> | <b>0</b> | <b>0.0</b> | <b>0.0</b> | <b>0</b> | <b>0</b>      | <b>0</b> | <b>0</b> | <b>0</b> | <b>0</b> | <b>0</b> | <b>0</b> | <b>0</b> | <b>0</b>   | <b>0</b> | <b>0</b> |

## GREENE'S CAREER STATISTICS

| Year              | Team      | Tackles   |          |          |          |          |            |            | INT      |          |          |          |          | Fumbles  |          |          | ST Tackles |          |          |
|-------------------|-----------|-----------|----------|----------|----------|----------|------------|------------|----------|----------|----------|----------|----------|----------|----------|----------|------------|----------|----------|
|                   |           | GP        | GS       | T        | S        | A        | Sk         | Yds        | No       | Yds      | Lg       | TD       | PD       | FF       | FR       | Yds      | T          | S        | A        |
| 2023              | Tampa Bay | 10        | 2        | 6        | 2        | 4        | 0.0        | 0.0        | 0        | 0        | 0        | 0        | 0        | 0        | 0        | 0        | 0          | 0        | 0        |
| <b>NFL Totals</b> |           | <b>10</b> | <b>2</b> | <b>6</b> | <b>2</b> | <b>4</b> | <b>0.0</b> | <b>0.0</b> | <b>0</b> | <b>0</b> | <b>0</b> | <b>0</b> | <b>0</b> | <b>0</b> | <b>0</b> | <b>0</b> | <b>0</b>   | <b>0</b> | <b>0</b> |

# #56

## RANDY GREGORY

**OUTSIDE LINEBACKER**

**HT:** 6-5 **WT:** 255

**DOB:** 11/23/1992

**NFL:** 7TH YEAR

**ACQ:** UFA (SF), 2024

**COLLEGE:** NEBRASKA

# BLUES

FRONT OFFICE

VETERANS

2023 REVIEW

HISTORY

RECORDS

SIDELINES

### TRANSACTIONS

- X Originally entered the NFL as a second-round pick (60th overall) by the Dallas Cowboys in the 2015 NFL Draft.
- X Signed with the Denver Broncos as an unrestricted free agent on March 18, 2022.
- X Was traded by the Broncos to the San Francisco 49ers on Oct. 6, 2023.
- X Signed by the Tampa Bay Buccaneers as an unrestricted free agent on April 3, 2024.

### CAREER HIGHLIGHTS:

- X Has appeared in 72 career games, making 18 starts, between the Dallas Cowboys (2015–21), Denver Broncos (2022–23), and San Francisco 49ers (2023). Has totaled 117 tackles (27 for loss), 69 quarterback hits, 22.0 sacks, 10 forced fumbles, three passes defended and two fumble recoveries.
- X Has played in six career postseason contests, making one start and logging 12 tackles (two for loss) and three quarterback hits.
- X Established career highs in tackles (25), sacks (6.0), and tackles for loss (seven) in 2018.
- X Made his first career start in Week 17 of the 2018 season against the New York Giants (12/30/18)
- X Recorded his first career sack in Week 17 of the 2017 season against the Philadelphia Eagles (1/1/17)
- X Made his NFL debut in Week 1 of the 2015 season against the New York Giants (9/13/15).

### 2023 HIGHLIGHTS:

- X Appeared in 16 games between the Denver Broncos (four games) and

the San Francisco 49ers (12 games), finishing with 20 tackles (six for loss), 10 quarterback hits, 3.5 sacks and one pass defended.

### COLLEGE:

- X Appeared in 24 games over two seasons at Nebraska (2013–14), logging 120 tackles, 17.5 sacks, two interceptions (33 yds., 1 TD), four passes defended, two forced fumbles and one fumble recovery.
- X As a sophomore at Nebraska in 2013, Gregory appeared in 13 games and logged 66 tackles (19.0 for loss), 10.5 sacks, one interception (33 yds., 1 TD), one pass defended, one forced fumble and one fumble recovery.
- X In his junior year in 2014, Gregory played 11 games and finished with 54 tackles (10.0 for loss), 7.0 sacks, three passes defended, one interception and one forced fumble.
- X Earned first-team All-Big Ten honors in each of his two collegiate seasons with the Cornhuskers.
- X Was named Nebraska Defensive MVP in 2013.
- X Prior to attending Nebraska, Gregory spent two seasons at Arizona Western College (2011–12).

### PERSONAL:

- X Attended Hamilton Southeastern High School (Fisher, Ind.), where he was a two-sport athlete in football and basketball.
- X Concluded his high school career ranked as one of the top 15 players in the state of Indiana.
- X His father, Ken, played college football at Northwestern University



## GREGORY'S CAREER STATISTICS

| Year              | Team          | GP        | GS        | Tackles    |           |           | Sk          | Yds          | INT      |           |           |          | Fumbles  |           |          | ST Tackles |          |          |          |
|-------------------|---------------|-----------|-----------|------------|-----------|-----------|-------------|--------------|----------|-----------|-----------|----------|----------|-----------|----------|------------|----------|----------|----------|
|                   |               |           |           | T          | S         | A         |             |              | No       | Yds       | Lg        | TD       | PD       | FF        | FR       | Yds        | T        | S        | A        |
| 2015              | Dallas        | 12        | 0         | 11         | 7         | 4         | 0.0         | 0.0          | 0        | 0         | 0         | 0        | 0        | 0         | 0        | 0          | 0        | 0        | 0        |
| 2016              | Dallas        | 2         | 0         | 9          | 8         | 1         | 1.0         | 8.0          | 0        | 0         | 0         | 0        | 0        | 0         | 0        | 0          | 0        | 0        | 0        |
| 2018              | Dallas        | 14        | 1         | 25         | 19        | 6         | 6.0         | 26.0         | 0        | 0         | 0         | 0        | 0        | 2         | 1        | 0          | 0        | 0        | 0        |
| 2020              | Dallas        | 10        | 0         | 21         | 15        | 6         | 3.5         | 30.0         | 0        | 0         | 0         | 0        | 1        | 3         | 0        | 0          | 0        | 0        | 0        |
| 2021              | Dallas        | 12        | 11        | 19         | 15        | 4         | 6.0         | 40.0         | 1        | 12        | 12        | 0        | 1        | 3         | 1        | 0          | 0        | 0        | 0        |
| 2022              | Denver        | 6         | 3         | 12         | 7         | 5         | 2.0         | 17.0         | 0        | 0         | 0         | 0        | 0        | 2         | 0        | 0          | 0        | 0        | 0        |
| 2023              | Denver        | 4         | 3         | 9          | 4         | 5         | 1.0         | 5.0          | 0        | 0         | 0         | 0        | 1        | 0         | 0        | 0          | 0        | 0        | 0        |
| 2023              | San Francisco | 0         | 11        | 10         | 1         | 2.5       | 18.0        | 0            | 0        | 0         | 0         | 0        | 0        | 0         | 0        | 0          | 0        | 0        | 0        |
| 2023              | TOTAL         | 16        | 3         | 20         | 14        | 6         | 3.5         | 23.0         | 0        | 0         | 0         | 0        | 1        | 0         | 0        | 0          | 0        | 0        | 0        |
| <b>NFL Totals</b> |               | <b>72</b> | <b>18</b> | <b>117</b> | <b>85</b> | <b>32</b> | <b>22.0</b> | <b>144.0</b> | <b>1</b> | <b>12</b> | <b>12</b> | <b>0</b> | <b>3</b> | <b>10</b> | <b>2</b> | <b>0</b>   | <b>0</b> | <b>0</b> | <b>0</b> |

### SINGLE-GAME HIGHS

**Tackles:** 7, at Philadelphia, 1/1/17 (w/ Dallas)  
**Sacks:** 2.0, three times, last at New England, 10/17/21 (w/ Dallas)  
**Passes Defensed:** 1, three times, last vs. Washington, 9/17/23 (w/ Denver)  
**Fumble Recovery:** 1, twice, last at Tampa Bay, 9/9/21 (w/ Dallas)  
**Forced Fumble:** 3, vs. Philadelphia, 12/27/20 (w/ Dallas)

# #70 ROBERT HAINSEY

**OFFENSIVE LINE**  
**HT:** 6-4 **WT:** 306  
**DOB:** 8/12/98  
**NFL:** 4TH YEAR  
**ACQ:** D3, 2021  
**COLLEGE:** NOTRE DAME



## ACQUIRED BY BUCS:

- X Selected in the third round (95th overall) of the 2021 NFL Draft by the Buccaneers.

## 2023 HIGHLIGHTS:

- X Started at center in the Week 1 win at Minnesota, contributing to an offensive line that generated 242 net yards of offense. Tampa Bay's offense outgained Minnesota 147-82 in the second half as the Buccaneers held a 20:03 - 9:57 time of possession advantage.
- X Started at center in the Week 2 victory over Chicago, contributing to an offensive line that helped generate 437 net yards of offense. Tampa Bay's 437 yards in Week 2 marked the fifth-highest output by any team through the first two weeks of the season.
- X Started at center in Week 3 vs. Philadelphia, playing all 44 offensive snaps.
- X Started at center in the Week 4 victory at New Orleans, playing all 71 offensive snaps and contributing to an offense that scored 26 points and snapped New Orleans' streak of 11 straight games allowing 20-or-fewer points.
- X Started at center in Week 6 vs. Detroit and played all 56 offensive snaps.
- X In Week 7 vs. Atlanta, started at center and played all 73 offensive snaps.
- X In Week 8 at Buffalo, started at center and played all 69 offensive snaps.
- X Started at center in Week 9 at Houston, playing all 66 offensive snaps and contributing to an offense that generated 332 net yards of offense.
- X In the Week 10 victory over Tennessee, started at center and played all 65 offensive snaps, contributing to an

offensive line that helped produce 340 net yards of offense.

- X Started at center and played all 71 offensive snaps in Week 11 at San Francisco.
- X In Week 12 at Indianapolis, started at center and played all 60 offensive snaps.
- X Started at center in the Week 13 victory over Carolina, playing all 62 offensive snaps and contributing to an offensive line that generated a then-season-high 128 rushing yards.
- X Started at center in the Week 14 win in Atlanta, playing all 68 offensive snaps and contributing to an offensive line that generated a then-season-high 148 rushing yards. It marked the third consecutive game in which Tampa Bay produced a season-high in rushing yards.
- X In the Week 15 victory at Green Bay, started at center, playing all 62 offensive snaps and contributing to an offensive line that helped produce a then-season-high 452 net yards of offense.
- X In the Week 16 win over Jacksonville, started at center, playing all 74 offensive snaps and contributing to an offensive line that produced 335 net yards of offense and held a season-high 37:07 - 22:53 time of possession advantage.
- X Played all 56 offensive snaps at center in Week 17 vs. New Orleans, contributing to an offensive line that helped produce 7.0 yards per play.
- X In the division-clinching Week 18 victory at Carolina, played all 65 offensive snaps at center and contributed to an offensive line that helped produce over 100 rushing yards in a game for the sixth time in 2023.

- X In the Wild Card round victory over Philadelphia, started at center, contributing to an offense that helped produce the largest yardage differential in a playoff game in team history (+150).
- X In the Divisional round contest at Detroit, started at center and contributed to an offense that generated 408 net yards of offense – the third-highest single-game mark in club postseason history.

### COLLEGE:

- X Started 34-of-46 games at Notre Dame (2017-20).
- X As a senior in 2020, was named Team Captain, Senior Class first-team All-American and second-team All-ACC, while finishing as a finalist for the Senior CLASS Award and was part of an offensive line that finished as a finalist for the Joe Moore Award, given annually to the Most Outstanding Offensive Line Unit.
- X Started all 12 games in 2020, en route to the Fighting Irish's berth in the College Football Playoff.

- X In 2019, started the first eight games of the season before suffering a season-ending injury. Named team captain, Notre Dame Offensive Lineman of the Year and was part of the offensive line named to the Joe Moore Award Midseason Honor Roll.
- X Started all 13 games as a sophomore in 2018.
- X As a freshman (2017), saw action in all 13 games, with one start, as part of the Notre Dame offensive line that won the Joe Moore Award. The Fighting Irish offense ranked seventh in the FBS in rushing yards per game (269.3 avg.), establishing school records for rushing yards (3,503) and yards per carry (6.3 avg.).
- X Majored in finance.

### PERSONAL:

- X Attended IMG Academy (Bradenton, Florida).
- X Named 2016 American Family Insurance first-team All-USA Virginia.
- X Selected to participate in 2016 Under Armour All-American Game in St. Petersburg, Florida.

## HAINSEY'S CAREER STATISTICS

**Games/Starts:** 2021: 9/0 (P: 2/0); 2022: 17/17; 2023: 17/17 (P: 2/2)  
**Career Totals:** 43/34 (P: 4/2)

# #34 BRYCE HALL

**CORNERBACK**  
**HT:** 6-1 **WT:** 202  
**DOB:** 11/5/97  
**NFL:** 5TH YEAR  
**ACQ:** UFA (NYJ), 2024  
**COLLEGE:** VIRGINIA



## TRANSACTIONS:

- X Originally entered the NFL as a fifth-round pick (158th overall) by the New York Jets in the 2020 NFL Draft.
- X Signed with the Tampa Bay Buccaneers as an unrestricted free agent on March 15, 2024.

## CAREER HIGHLIGHTS:

- X Has appeared 39 career games, making 26 starts, and amassing 122 tackles (five for loss), 21 passes defended, 4.0 sacks, two interceptions, two quarterback hits and one fumble recovery.
- X Established career highs in 2021 when he recorded 79 tackles and 16 passes defended.
- X Recorded his first career interception in Week 15 of the 2020 season against the Los Angeles Rams (12/20/20).
- X Made his first career start in Week 11 of the 2020 season against the Los Angeles Chargers (11/22/20).
- X Made his NFL debut in Week 9 of the 2020 NFL season against the New England Patriots (11/9/2020).

## 2023 HIGHLIGHTS:

- X Appeared in nine games, making two starts, for the New York Jets. He finished with seven tackles, two passes defended, one interception and one fumble recovery.

## COLLEGE:

- X Played in 44 games, making 39 starts, at the University of Virginia and finishing with 154 tackles (9.5 for loss), 39 passes defended, five interceptions 4.0 sacks, three forced fumbles, two fumble recoveries.

- X Was voted a team captain by his teammates.
- X Was a finalist for the Jason Witten Collegiate Man of the Year Award as a senior.
- X As a senior in 2019, played in six games and logged 20 tackles, four passes defended and 1.0 sack.
- X During his junior season in 2018, appeared in 13 games, recording 62 tackles, 22 passes defended, two interceptions, two forced fumbles, 2.0 sacks and one fumble recovery. His 22 passes defended led the nation.
- X Played in 13 games as a sophomore in 2017, totaling 47 tackles, nine passes defended, one interception, one forced fumble and 1.0 sack.
- X As a freshman in 2016, appeared in 12 games and recorded 25 tackles, four passes defended and two interceptions.
- X Originally committed without a position and transitioned to defensive back.

## PERSONAL:

- X Attended Bishop McDevitt High School (Harrisburg, Penn.), where he played wide receiver and defense back.
- X Earned first-team Class AAA all-state honors in 2015 from the Pennsylvania writers after leading his team with 54 receptions and 1,108 receiving yards.
- X Finished his high school career with 137 receptions for 2,386 yards and 35 touchdowns.

## HALL'S CAREER STATISTICS

| Year              | Team      | GP        | GS        | Tackles    |            |           | Sk         | Yds        | INT      |           |           |          | Fumbles   |          |          | ST Tackles |          |          |          |
|-------------------|-----------|-----------|-----------|------------|------------|-----------|------------|------------|----------|-----------|-----------|----------|-----------|----------|----------|------------|----------|----------|----------|
|                   |           |           |           | T          | S          | A         |            |            | No       | Yds       | Lg        | TD       | PD        | FF       | FR       | Yds        | T        | S        | A        |
| 2020              | N.Y. Jets | 8         | 7         | 36         | 33         | 3         | 0.0        | 0.0        | 1        | 20        | 20        | 0        | 3         | 0        | 0        | 0          | 0        | 0        | 0        |
| 2021              | N.Y. Jets | 17        | 17        | 79         | 66         | 13        | 0.5        | 4.0        | 0        | 0         | 0         | 0        | 16        | 0        | 0        | 0          | 0        | 0        | 0        |
| 2022              | N.Y. Jets | 5         | 0         | 0          | 0          | 0         | 0.0        | 0.0        | 0        | 0         | 0         | 0        | 0         | 0        | 0        | 0          | 0        | 0        | 0        |
| 2023              | N.Y. Jets | 9         | 2         | 7          | 5          | 2         | 0.0        | 0.0        | 1        | 5         | 5         | 0        | 2         | 0        | 1        | 0          | 0        | 0        | 0        |
| <b>NFL Totals</b> |           | <b>39</b> | <b>26</b> | <b>122</b> | <b>104</b> | <b>18</b> | <b>0.5</b> | <b>4.0</b> | <b>2</b> | <b>25</b> | <b>20</b> | <b>0</b> | <b>21</b> | <b>0</b> | <b>1</b> | <b>0</b>   | <b>0</b> | <b>0</b> | <b>0</b> |

### SINGLE-GAME HIGHS

**Tackles:** 9, vs. Tampa Bay, 1/2/22

**Interceptions:** 1, twice, last vs. Philadelphia, 10/15/23

**Passes Defensed:** 3, twice, last at Miami, 12/19/21

**Fumble Recovery:** 1, at Denver, 10/8/23

# #90

## LOGAN HALL

DEFENSIVE LINEMAN

HT: 6-6 WT: 283

DOB: 4/22/00

NFL: 3RD YEAR

ACQ: D2A, 2022

COLLEGE: HOUSTON



### ACQUIRED BY BUCS:

- X Selected in the second round (33rd overall) of the 2022 NFL Draft by the Buccaneers.

### CAREER HIGHLIGHTS:

- X Has appeared in 33 career games, making 13 starts, and amassing 34 tackles (seven for loss), seven quarterback hits, 3.0 sacks, two passes defended and two fumble recoveries.
- X Has appeared in three career postseason games, making two starts and recording three tackles.

### 2023 HIGHLIGHTS:

- X Logged his first career start in the Week 1 win at Minnesota and logged 40 defensive snaps, highest among all down linemen for the Buccaneers. Finished with two tackles (one for loss).
- X Started at defensive end in the Week 2 victory over Chicago, logging 34 defensive snaps and finishing with one tackle, one quarterback hit, one pass defended and 0.5 sacks.
- X Started at defensive end in Week 3 vs. Philadelphia, playing 48-of-78 defensive snaps and finishing with two tackles.
- X In the Week 4 victory at New Orleans, started at defensive tackle and played 41-of-65 defensive snaps. Finished with one tackle and his first career fumble recovery.
- X Started at defensive end and played 33-of-70 defensive snaps in Week 6 vs. Detroit. Finished with one tackle.
- X Started at defensive end in Week 7 vs. Atlanta, playing 43-of-65 defensive snaps.

- X Appeared in a reserve capacity in Week 8 at Buffalo, playing 18 defensive snaps.
- X Was inactive for Week 9 at Houston.
- X In the Week 10 victory over Tennessee, played 31 defensive snaps.
- X Played 40-of-60 defensive snaps in Week 11 at San Francisco and logged a then-season-high-tying two tackles.
- X In Week 12 against Indianapolis, appeared in a reserve capacity on defense.
- X In the Week 13 victory over Carolina, played 23-of-72 defensive snaps and finished with a then-season-high-tying two tackles (one for loss).
- X In the Week 14 victory in Atlanta, played 32-of-72 defensive snaps and finished with three tackles.
- X Started in the Week 15 victory at Green Bay, playing 27-of-60 defensive snaps and recording his second career fumble recovery.
- X Started in the Week 16 win over Jacksonville, playing 31-of-66 defensive snaps.
- X Recorded a career high in tackles in Week 17 vs. New Orleans, playing 44-of-70 defensive snaps and finishing with four tackles.



FRONT OFFICE

VETERANS

2023 REVIEW

HISTORY

RECORDS

SIDELINES



- X In the Week 18 victory at Carolina, logged a career high in tackles for the second consecutive week, finishing the game with four tackles across 28 defensive snaps. Contributed to a defense that recorded Tampa Bay's first shutout since Nov. 21, 2010 at San Francisco.
- X In the Wild Card round victory over Philadelphia, started at defensive tackle and logged one tackle. Contributed to a defense that helped produce the largest postseason yardage differential in franchise history (+150)
- X In the Divisional round contest at Detroit, played 28-of-73 defensive snaps and logged one tackle.

### COLLEGE:

- X Played in 46 games over four seasons at Houston (2018-21), recording 99 tackles (20.5 for loss), 8.0 sacks, one forced fumble and two blocked kicks.
- X Named first-team All-AAC honors in his final season in 2021.
- X Finished the 2021 season second in the American Athletic Conference in sacks (6.5), while leading his team with 13.5 tackles for loss.
- X Played 13 games as a senior in 2021, notching career highs in tackles (48), tackles for loss (13.5) and sacks (6.5), adding one blocked kick.
- X Appeared in eight games during the condensed 2020 season, recording 23, two tackles for loss and 1.0 sack.
- X During his sophomore season in 2019, amassed 14 tackles, two tackles for loss, a half-sack and one blocked kick.
- X Played in all 13 games as a true freshman in 2018, totaling 14 tackles, three tackles for loss and one forced fumble.
- X Started the Armed Forces Bowl vs. Army as a true freshman in 2018.

### PERSONAL:

- X Attended Belton High School (Belton, Texas).

# HALL'S GAME-BY-GAME STATISTICS

**2023**

| DATE              | OPP  | TACKLES   |           |           |          |            |            |          | INTERCEPTIONS |          |          |          |          | FUMBLES  |          |          | ST TACKLES |          |          |   |
|-------------------|------|-----------|-----------|-----------|----------|------------|------------|----------|---------------|----------|----------|----------|----------|----------|----------|----------|------------|----------|----------|---|
|                   |      | T         | S         | A         | TFL      | SK         | YDS        | QH       | NO            | YDS      | LG       | TD       | PD       | FF       | FR       | YDS      | T          | S        | A        |   |
| Sept. 10          | @MIN | 2         | 1         | 1         | 1        | 0.0        | 0.0        | 0        | 0             | 0        | 0        | 0        | 0        | 0        | 0        | 0        | 0          | 0        | 0        | 0 |
| Sept. 17          | CHI  | 1         | 0         | 1         | 0        | 0.5        | 1.5        | 1        | 0             | 0        | 0        | 0        | 1        | 0        | 0        | 0        | 0          | 0        | 0        |   |
| Sept. 25          | PHI  | 2         | 2         | 0         | 0        | 0.0        | 0.0        | 0        | 0             | 0        | 0        | 0        | 0        | 0        | 0        | 0        | 0          | 0        | 0        |   |
| Oct. 1            | @NO  | 1         | 1         | 0         | 0        | 0.0        | 0.0        | 0        | 0             | 0        | 0        | 0        | 0        | 1        | 0        | 0        | 0          | 0        | 0        |   |
| Oct. 15           | DET  | 1         | 0         | 1         | 0        | 0.0        | 0.0        | 0        | 0             | 0        | 0        | 0        | 0        | 0        | 0        | 0        | 0          | 0        | 0        |   |
| Oct. 22           | ATL  | 0         | 0         | 0         | 0        | 0.0        | 0.0        | 0        | 0             | 0        | 0        | 0        | 0        | 0        | 0        | 0        | 0          | 0        | 0        |   |
| Oct. 26           | @BUF | 0         | 0         | 0         | 0        | 0.0        | 0.0        | 0        | 0             | 0        | 0        | 0        | 0        | 0        | 0        | 0        | 0          | 0        | 0        |   |
| Nov. 5            | @HOU | Inactive  |           |           |          |            |            |          |               |          |          |          |          |          |          |          |            |          |          |   |
| Nov. 12           | TEN  | 0         | 0         | 0         | 0        | 0.0        | 0.0        | 0        | 0             | 0        | 0        | 0        | 0        | 0        | 0        | 0        | 0          | 0        | 0        |   |
| Nov. 19           | @SF  | 2         | 1         | 1         | 0        | 0.0        | 0.0        | 0        | 0             | 0        | 0        | 0        | 0        | 0        | 0        | 0        | 0          | 0        | 0        |   |
| Nov. 26           | @IND | 0         | 0         | 0         | 0        | 0.0        | 0.0        | 0        | 0             | 0        | 0        | 0        | 1        | 0        | 0        | 0        | 0          | 0        | 0        |   |
| Dec. 3            | CAR  | 2         | 1         | 1         | 1        | 0.0        | 0.0        | 0        | 0             | 0        | 0        | 0        | 0        | 0        | 0        | 0        | 0          | 0        | 0        |   |
| Dec. 10           | @ATL | 3         | 2         | 1         | 0        | 0.0        | 0.0        | 0        | 0             | 0        | 0        | 0        | 0        | 0        | 0        | 0        | 0          | 0        | 0        |   |
| Dec. 17           | @GB  | 0         | 0         | 0         | 0        | 0.0        | 0.0        | 0        | 0             | 0        | 0        | 0        | 0        | 1        | 0        | 0        | 0          | 0        | 0        |   |
| Dec. 24           | JAC  | 0         | 0         | 0         | 0        | 0.0        | 0.0        | 0        | 0             | 0        | 0        | 0        | 0        | 0        | 0        | 0        | 0          | 0        | 0        |   |
| Dec. 31           | NO   | 4         | 0         | 4         | 0        | 0.0        | 0.0        | 0        | 0             | 0        | 0        | 0        | 0        | 0        | 0        | 0        | 0          | 0        | 0        |   |
| Jan. 7            | @CAR | 4         | 4         | 0         | 0        | 0.0        | 0.0        | 0        | 0             | 0        | 0        | 0        | 0        | 0        | 0        | 0        | 0          | 0        | 0        |   |
| <b>TOTALS</b>     |      | <b>22</b> | <b>12</b> | <b>10</b> | <b>2</b> | <b>0.5</b> | <b>1.5</b> | <b>1</b> | <b>0</b>      | <b>0</b> | <b>0</b> | <b>0</b> | <b>2</b> | <b>0</b> | <b>1</b> | <b>0</b> | <b>0</b>   | <b>0</b> | <b>0</b> |   |
| <b>POSTSEASON</b> |      |           |           |           |          |            |            |          |               |          |          |          |          |          |          |          |            |          |          |   |
| Jan. 15           | PHI  | 1         | 1         | 0         | 0        | 0.0        | 0.0        | 0        | 0             | 0        | 0        | 0        | 0        | 0        | 0        | 0        | 0          | 0        | 0        |   |
| Jan. 21           | @DET | 1         | 1         | 0         | 0        | 0.0        | 0.0        | 0        | 0             | 0        | 0        | 0        | 0        | 0        | 0        | 0        | 0          | 0        | 0        |   |
| <b>TOTALS</b>     |      | <b>2</b>  | <b>2</b>  | <b>0</b>  | <b>0</b> | <b>0.0</b> | <b>0.0</b> | <b>0</b> | <b>0</b>      | <b>0</b> | <b>0</b> | <b>0</b> | <b>0</b> | <b>0</b> | <b>0</b> | <b>0</b> | <b>0</b>   | <b>0</b> | <b>0</b> |   |

## HALL'S CAREER STATISTICS

| Year              | Team      | Tackles   |           |           |           |           |            | INT         |          |          |          |          | Fumbles  |          |          | ST Tackles |          |          |   |
|-------------------|-----------|-----------|-----------|-----------|-----------|-----------|------------|-------------|----------|----------|----------|----------|----------|----------|----------|------------|----------|----------|---|
|                   |           | GP        | GS        | T         | S         | A         | Sk         | Yds         | No       | Yds      | Lg       | TD       | PD       | FF       | FR       | Yds        | T        | S        | A |
| 2022              | Tampa Bay | 17        | 0         | 12        | 7         | 5         | 2.5        | 20.0        | 0        | 0        | 0        | 0        | 0        | 0        | 0        | 0          | 0        | 0        | 0 |
| 2023              | Tampa Bay | 16        | 13        | 22        | 12        | 10        | 0.5        | 1.5         | 0        | 0        | 0        | 0        | 2        | 0        | 2        | 0          | 0        | 0        |   |
| <b>NFL Totals</b> |           | <b>33</b> | <b>13</b> | <b>34</b> | <b>19</b> | <b>15</b> | <b>3.0</b> | <b>21.5</b> | <b>0</b> | <b>0</b> | <b>0</b> | <b>0</b> | <b>2</b> | <b>0</b> | <b>2</b> | <b>0</b>   | <b>0</b> | <b>0</b> |   |
| <b>Playoffs</b>   |           |           |           |           |           |           |            |             |          |          |          |          |          |          |          |            |          |          |   |
| Year              | Team      | Tackles   |           |           |           |           |            | INT         |          |          |          |          | Fumbles  |          |          | ST Tackles |          |          |   |
|                   |           | GP        | GS        | T         | S         | A         | Sk         | Yds         | No       | Yds      | Lg       | TD       | PD       | FF       | FR       | Yds        | T        | S        | A |
| 2022              | Tampa Bay | 1         | 0         | 1         | 0         | 1         | 0.0        | 0.0         | 0        | 0        | 0        | 0        | 0        | 0        | 0        | 0          | 0        | 0        | 0 |
| 2023              | Tampa Bay | 2         | 2         | 2         | 2         | 0         | 0.0        | 0.0         | 0        | 0        | 0        | 0        | 0        | 0        | 0        | 0          | 0        | 0        |   |
| <b>Postseason</b> |           | <b>3</b>  | <b>2</b>  | <b>3</b>  | <b>2</b>  | <b>1</b>  | <b>0.0</b> | <b>0.0</b>  | <b>0</b> | <b>0</b> | <b>0</b> | <b>0</b> | <b>0</b> | <b>0</b> | <b>0</b> | <b>0</b>   | <b>0</b> | <b>0</b> |   |

FRONT OFFICE

VETERANS

2023 REVIEW

HISTORY

RECORDS

SIDELINES

#32  
JOSH HAYES

CORNERBACK


HT: 6-0 WT: 190

DOB: 4/24/99

NFL: 2ND YEAR

ACQ: DGA, 2023

COLLEGE: KANSAS STATE

**ACQUIRED BY BUCS:**

- X Selected in the sixth round (181st overall) of the 2023 NFL Draft by the Tampa Bay Buccaneers.

**CAREER HIGHLIGHTS:**

- X Led the NFL in special teams tackles during the 2023 season, finishing with 14. His 14 special teams tackles marked the most by a Buccaneer since Russell Shepard recorded 14 in 2014.

**2023 HIGHLIGHTS:**

- X Finished the 2023 regular season with a league-leading 14 special teams tackles.
- X Made his NFL debut in the Week 1 win at Minnesota. Finished with a team-high-tying 23 special teams snaps, recording one special teams tackle.
- X Finished with a team-high-tying 20 special teams snaps in the Week 2 victory over Chicago.
- X In Week 3 vs. Philadelphia, finished with a team-high-tying 19 special teams snaps.
- X Logged a team-high-tying 21 special teams snaps in the Week 4 victory at New Orleans.
- X Played a team-high-tying 21 special teams snaps in Week 6 vs. Detroit, finishing with one special teams tackle.
- X Appeared on special teams in Week 7 vs. Atlanta, playing 14 special teams snaps.
- X In Week 8 at Buffalo, logged 16 special teams snaps and logged a then-career-high two special teams snaps.
- X Appeared on special teams in Week 9 at Houston, playing 18 special teams snaps and finishing with two special teams tackles.

- X Was inactive for Week 10 vs. Tennessee.
- X In Week 11 at San Francisco, played 15 defensive snaps and recorded his first career defensive tackles, finishing with three. Also added two special teams tackles.
- X Appeared on special teams in Week 12 at Indianapolis.
- X In the Week 13 victory over Carolina, played a team-high-tying 26 special teams snaps and recorded one special teams tackle.
- X Through 13 Weeks, Hayes ranked fourth in the NFL and first among all rookies with 10 special teams tackles.
- X In the Week 14 victory over Atlanta, appeared on special teams and in a reserve capacity on defense. Finished with one special teams tackle.
- X Was inactive for Week 15 at Green Bay.
- X In the Week 16 victory over Jacksonville, appeared on special teams and finished with one special teams tackle.
- X Through 16 weeks, Hayes led all rookies and ranked second in the NFL in special teams tackles with 12.
- X In Week 17 vs. New Orleans, appeared on special teams.
- X In the Week 18 victory at Carolina, appeared primarily on special teams and recorded two special teams tackles.
- X Appeared in a reserve capacity on defense and on special teams in the Wild Card round victory over the Philadelphia Eagles and the Divisional round contest at the Detroit Lions.

**COLLEGE:**

- X Appeared in 68 career games across six seasons between North Dakota State (2017-20), the University of Virginia (2021) and Kansas State University (2022).
- X In his collegiate career, amassed 204 tackles, 26 passes defended, three forced fumbles and two interceptions.
- X As a super senior at Kansas State in 2022, started 13 games and recorded 71 tackles (a career-high 5.5 for loss), seven passes defended and one forced fumble.
- X At the University of Virginia in 2021, appeared in three games and logged one tackle.
- X In 2020 at North Dakota State, appeared in six games, logging 30 tackles and three passes defended.
- X In 2019, started all 16 games at cornerback for a North Dakota State team that won the FCS National Championship. Earned second team All-Missouri Valley Football honors after recording 59 tackles, 10 passes defended, two interceptions and one forced fumble.
- X In 2018, appeared in 15 games and registered 28 tackles and three passes defended.
- X As a freshman in 2017, saw action in 15 games and tallied 15 tackles, three passes defended and one forced fumble.

**PERSONAL:**

- X Nephew of former Buccaneers linebacker Geno Hayes.
- X Originally from Lakeland, Fla., where he attended Lake Gibson High School.
- X Parents are Eugene and Dawn Hayes.
- X Has one sister, Sydney and one brother, Eugene Jr.
- X Has one daughter, Leilani.



# HAYES' GAME-BY-GAME STATISTICS

## 2023

| DATE          | OPP  | TACKLES  |          |          |          |            |            |          | INTERCEPTIONS |          |          |          |          | FUMBLES  |          |          | ST TACKLES |          |          |
|---------------|------|----------|----------|----------|----------|------------|------------|----------|---------------|----------|----------|----------|----------|----------|----------|----------|------------|----------|----------|
|               |      | T        | S        | A        | TFL      | SK         | YDS        | QH       | NO            | YDS      | LG       | TD       | PD       | FF       | FR       | YDS      | T          | S        | A        |
| Sept. 10      | @MIN | 0        | 0        | 0        | 0        | 0.0        | 0.0        | 0        | 0             | 0        | 0        | 0        | 0        | 0        | 0        | 0        | 1          | 1        | 0        |
| Sept. 17      | CHI  | 0        | 0        | 0        | 0        | 0.0        | 0.0        | 0        | 0             | 0        | 0        | 0        | 0        | 0        | 0        | 0        | 0          | 0        | 0        |
| Sept. 25      | PHI  | 0        | 0        | 0        | 0        | 0.0        | 0.0        | 0        | 0             | 0        | 0        | 0        | 0        | 0        | 0        | 0        | 0          | 0        | 0        |
| Oct. 1        | @NO  | 0        | 0        | 0        | 0        | 0.0        | 0.0        | 0        | 0             | 0        | 0        | 0        | 0        | 0        | 0        | 0        | 0          | 0        | 0        |
| Oct. 15       | DET  | 0        | 0        | 0        | 0        | 0.0        | 0.0        | 0        | 0             | 0        | 0        | 0        | 0        | 0        | 0        | 0        | 1          | 1        | 0        |
| Oct. 22       | ATL  | 0        | 0        | 0        | 0        | 0.0        | 0.0        | 0        | 0             | 0        | 0        | 0        | 0        | 0        | 0        | 0        | 0          | 0        | 0        |
| Oct. 26       | @BUF | 0        | 0        | 0        | 0        | 0.0        | 0.0        | 0        | 0             | 0        | 0        | 0        | 0        | 0        | 0        | 0        | 3          | 3        | 0        |
| Nov. 5        | @HOU | 0        | 0        | 0        | 0        | 0.0        | 0.0        | 0        | 0             | 0        | 0        | 0        | 0        | 0        | 0        | 0        | 2          | 1        | 1        |
| Nov. 12       | TEN  | Inactive |          |          |          |            |            |          |               |          |          |          |          |          |          |          |            |          |          |
| Nov. 19       | @SF  | 3        | 1        | 2        | 0        | 0.0        | 0.0        | 0        | 0             | 0        | 0        | 0        | 0        | 0        | 0        | 0        | 2          | 0        | 2        |
| Nov. 26       | @IND | 0        | 0        | 0        | 0        | 0.0        | 0.0        | 0        | 0             | 0        | 0        | 0        | 0        | 0        | 0        | 0        | 0          | 0        | 0        |
| Dec. 3        | CAR  | 0        | 0        | 0        | 0        | 0.0        | 0.0        | 0        | 0             | 0        | 0        | 0        | 0        | 0        | 0        | 0        | 1          | 1        | 0        |
| Dec. 10       | @ATL | 0        | 0        | 0        | 0        | 0.0        | 0.0        | 0        | 0             | 0        | 0        | 0        | 0        | 0        | 0        | 0        | 0          | 0        | 1        |
| Dec. 17       | @GB  | Inactive |          |          |          |            |            |          |               |          |          |          |          |          |          |          |            |          |          |
| Dec. 24       | JAC  | 0        | 0        | 0        | 0        | 0.0        | 0.0        | 0        | 0             | 0        | 0        | 0        | 0        | 0        | 0        | 0        | 1          | 1        | 0        |
| Dec. 31       | NO   | 0        | 0        | 0        | 0        | 0.0        | 0.0        | 0        | 0             | 0        | 0        | 0        | 0        | 0        | 0        | 0        | 0          | 0        | 0        |
| Jan. 7        | @CAR | 0        | 0        | 0        | 0        | 0.0        | 0.0        | 0        | 0             | 0        | 0        | 0        | 0        | 0        | 0        | 0        | 2          | 0        | 2        |
| <b>TOTALS</b> |      | <b>3</b> | <b>1</b> | <b>2</b> | <b>0</b> | <b>0.0</b> | <b>0.0</b> | <b>0</b> | <b>0</b>      | <b>0</b> | <b>0</b> | <b>0</b> | <b>0</b> | <b>0</b> | <b>0</b> | <b>0</b> | <b>14</b>  | <b>8</b> | <b>6</b> |

## POSTSEASON

|               |      |          |          |          |          |            |            |          |          |          |          |          |          |          |          |          |          |          |          |
|---------------|------|----------|----------|----------|----------|------------|------------|----------|----------|----------|----------|----------|----------|----------|----------|----------|----------|----------|----------|
| Jan. 15       | PHI  | 0        | 0        | 0        | 0        | 0.0        | 0.0        | 0        | 0        | 0        | 0        | 0        | 0        | 0        | 0        | 0        | 0        | 0        | 0        |
| Jan. 21       | @DET | 0        | 0        | 0        | 0        | 0.0        | 0.0        | 0        | 0        | 0        | 0        | 0        | 0        | 0        | 0        | 0        | 0        | 0        | 0        |
| <b>TOTALS</b> |      | <b>0</b> | <b>0</b> | <b>0</b> | <b>0</b> | <b>0.0</b> | <b>0.0</b> | <b>0</b> | <b>0</b> | <b>0</b> | <b>0</b> | <b>0</b> | <b>0</b> | <b>0</b> | <b>0</b> | <b>0</b> | <b>0</b> | <b>0</b> | <b>0</b> |

# HAYES' CAREER STATISTICS

| Year              | Team      | Tackles   |          |          |          |          |            |            | INT      |          |          |          |          | Fumbles  |          |           | ST Tackles |          |   |
|-------------------|-----------|-----------|----------|----------|----------|----------|------------|------------|----------|----------|----------|----------|----------|----------|----------|-----------|------------|----------|---|
|                   |           | GP        | GS       | T        | S        | A        | Sk         | Yds        | No       | Yds      | Lg       | TD       | PD       | FF       | FR       | Yds       | T          | S        | A |
| 2023              | Tampa Bay | 15        | 0        | 3        | 1        | 2        | 0.0        | 0.0        | 0        | 0        | 0        | 0        | 0        | 0        | 0        | 0         | 14         | 8        | 6 |
| <b>NFL Totals</b> |           | <b>15</b> | <b>0</b> | <b>3</b> | <b>1</b> | <b>2</b> | <b>0.0</b> | <b>0.0</b> | <b>0</b> | <b>0</b> | <b>0</b> | <b>0</b> | <b>0</b> | <b>0</b> | <b>0</b> | <b>14</b> | <b>8</b>   | <b>6</b> |   |
| <b>Playoffs</b>   |           |           |          |          |          |          |            |            |          |          |          |          |          |          |          |           |            |          |   |
| Year              | Team      | Tackles   |          |          |          |          |            |            | INT      |          |          |          |          | Fumbles  |          |           | ST Tackles |          |   |
|                   |           | GP        | GS       | T        | S        | A        | Sk         | Yds        | No       | Yds      | Lg       | TD       | PD       | FF       | FR       | Yds       | T          | S        | A |
| 2023              | Tampa Bay | 2         | 0        | 0        | 0        | 0        | 0.0        | 0.0        | 0        | 0        | 0        | 0        | 0        | 0        | 0        | 0         | 0          | 0        | 0 |
| <b>Postseason</b> |           | <b>2</b>  | <b>0</b> | <b>0</b> | <b>0</b> | <b>0</b> | <b>0.0</b> | <b>0.0</b> | <b>0</b> | <b>0</b> | <b>0</b> | <b>0</b> | <b>0</b> | <b>0</b> | <b>0</b> | <b>0</b>  | <b>0</b>   | <b>0</b> |   |

# #29 CHRISTIAN IZIEN

**SAFETY****HT:** 5-10 **WT:** 200**DOB:** 6/8/00**NFL:** 2ND YEAR**ACO:** FA, 2023**COLLEGE:** RUTGERS**ACQUIRED BY BUCS:**

- X Signed by Tampa Bay as a college free agent on May 12, 2023.

**2023 HIGHLIGHTS:**

- X Made his NFL debut in the Week 1 win at Minnesota, logging 36 snaps, primarily at nickel corner, and finishing with three tackles, one interception and one pass defended.
- X Intercepted a Kirk Cousins pass attempt to K.J. Osborn on the goal line in Week 1, marking the sixth time in franchise history that a player recorded an interception in their first career game, and the first time since 2010.
- X With his interception in Week 1, Izien became the first undrafted Buccaneers rookie to interception a pass in a Week 1 NFL debut since Cecil Johnson did so in 1977 against the Philadelphia Eagles.
- X Logged 40 defensive snaps in the Week 2 victory over Chicago, finishing with four tackles (one for loss), one interception and one pass defended.
- X In Week 2 vs. Chicago, Izien became the fourth undrafted player since 1967 with an interception in each of his first two career games, joining Robert Lester in 2013, Ray Isom in 1987, and Bernard Wilson in 1979.
- X In Week 3 vs. Philadelphia, played 38-of-78 defensive snaps, finishing with six tackles. Also appeared on nine special teams snaps, logging two special teams tackles.
- X Made his first career start in the Week 4 victory at New Orleans, playing 47-of-65 defensive snaps. Finished with six tackles.

- X Played 37-of-70 defensive snaps in Week 6 vs. Detroit, adding 13 special teams snaps. Recorded five tackles.
- X In Week 7 vs. Atlanta, played 23-of-65 defensive snaps and finished with three tackles.
- X Started at nickel in Week 8 at Buffalo, playing 63-of-69 defensive snaps and recording two tackles.
- X In Week 9 at Houston, played 46-of-72 defensive snaps and finished with two tackles (one for loss).
- X In the Week 10 victory over Tennessee, played 42-of-63 defensive snaps and finished with two tackles and one quarterback hit.
- X Played 21-of-60 defensive snaps in Week 11 at San Francisco, finishing with one tackle.
- X Started in Week 12 at Indianapolis and played 56-of-73 defensive snaps, finishing with five tackles.
- X In the Week 13 victory over Carolina, started and played 62-of-72 defensive snaps, finishing with five tackles and one forced fumbles. His five solo tackles tied a then-season-high, and his forced fumble marked the first of his career.
- X In the Week 14 victory over Atlanta, played 34-of-72 defensive snaps and finished with two tackles.
- X Played 47-of-60 defensive snaps in the Week 15 victory at Green Bay, finishing with six tackles (one for loss), and one quarterback hit.
- X In the Week 16 victory over Jacksonville, played 63-of-66 defensive snaps and finished with six tackles.
- X Played 39-of-70 defensive snaps and recorded three tackles in Week 17 vs. New Orleans.



- X In the Week 18 victory at Carolina, played 24-of-52 snaps and recorded two tackles. Contributed to a defense that recorded Tampa Bay's first shutout since Nov. 21, 2010 at San Francisco.
- X In the Wild Card round victory over Philadelphia, appeared in a reserve capacity on defense and finished with two tackles. Contributed to a defense that helped produce the largest yardage differential in a postseason contest in franchise history (+150).
- X In the Divisional round contest at Detroit, played 31-of-73 defensive snaps and finished with four tackles.

### COLLEGE:

- X Appeared in 46 games across four seasons (2019-2022) at Rutgers University, tallying 303 tackles, 15 pass defended, 1.5 sacks, four interceptions, and three fumble recoveries.
- X Started all 12 games his redshirt senior season (2022) amassing 84 tackles, four passes defended, and 1.5 sacks. Blocked a punt in the home opener versus Wagner (9/10).
- X Started all 13 games his redshirt junior season (2021) amassing 75 tackles and four passes defended.
- X Started all nine games his redshirt sophomore year (2020), recorded 66 tackles, four passes defended, four interceptions, and three fumble recoveries.
- X Played in all 12 games with seven starts his redshirt freshman year (2019) totaling 78 tackles and three passes defended. Tied for the team lead with 27 tackles against the pass and led the team in tackles four different games.
- X Redshirted his freshman year (2018).

### PERSONAL:

- X Attended Erasmus Hall High School (Brooklyn, NY).
- X Played cornerback and wide receiver for Erasmus. Had back-to-back punt return touchdowns in games against DeWitt Clinton and Fort Hamilton.
- X Named All-City, All-Conference and Defensive Player of the Year as a senior in 2017 by the New York City Football Coaches Association.

- X Also competed indoor and outdoor track, running sprints and relays.




# IZIEN'S GAME-BY-GAME STATISTICS

| 2023              |      | TACKLES   |           |           |          |            |            |          | INTERCEPTIONS |           |           |          |          | FUMBLES  |          |          | ST TACKLES |          |          |          |          |
|-------------------|------|-----------|-----------|-----------|----------|------------|------------|----------|---------------|-----------|-----------|----------|----------|----------|----------|----------|------------|----------|----------|----------|----------|
|                   |      | DATE      | OPP       | T         | S        | A          | TFL        | SK       | YDS           | QH        | NO        | YDS      | LG       | TD       | PD       | FF       | FR         | YDS      | T        | S        | A        |
| Sept. 10          | @MIN | 3         | 2         | 1         | 0        | 0.0        | 0.0        | 0        | 0             | 1         | 14        | 14       | 0        | 1        | 0        | 0        | 0          | 0        | 0        | 0        | 0        |
| Sept. 17          | CHI  | 4         | 2         | 2         | 1        | 0.0        | 0.0        | 0        | 0             | 1         | 4         | 4        | 0        | 1        | 0        | 0        | 0          | 0        | 0        | 0        | 0        |
| Sept. 25          | PHI  | 6         | 5         | 1         | 0        | 0.0        | 0.0        | 0        | 0             | 0         | 0         | 0        | 0        | 0        | 0        | 0        | 0          | 2        | 1        | 1        |          |
| Oct. 1            | @NO  | 6         | 4         | 2         | 0        | 0.0        | 0.0        | 0        | 0             | 0         | 0         | 0        | 0        | 0        | 0        | 0        | 0          | 0        | 0        | 0        | 0        |
| Oct. 15           | DET  | 5         | 5         | 0         | 0        | 0.0        | 0.0        | 0        | 0             | 0         | 0         | 0        | 0        | 0        | 0        | 0        | 0          | 0        | 0        | 0        | 0        |
| Oct. 22           | ATL  | 3         | 2         | 1         | 0        | 0.0        | 0.0        | 0        | 0             | 0         | 0         | 0        | 0        | 0        | 0        | 0        | 0          | 0        | 0        | 0        | 0        |
| Oct. 26           | @BUF | 2         | 1         | 1         | 0        | 0.0        | 0.0        | 0        | 0             | 0         | 0         | 0        | 0        | 0        | 0        | 0        | 0          | 0        | 0        | 0        | 0        |
| Nov. 5            | @HOU | 2         | 1         | 1         | 1        | 0.0        | 0.0        | 0        | 0             | 0         | 0         | 0        | 0        | 0        | 0        | 0        | 0          | 0        | 0        | 0        | 0        |
| Nov. 12           | TEN  | 2         | 1         | 1         | 0        | 0.0        | 0.0        | 1        | 0             | 0         | 0         | 0        | 0        | 0        | 0        | 0        | 0          | 0        | 0        | 0        | 0        |
| Nov. 19           | @SF  | 1         | 1         | 0         | 0        | 0.0        | 0.0        | 0        | 0             | 0         | 0         | 0        | 0        | 0        | 0        | 0        | 0          | 0        | 0        | 0        | 0        |
| Nov. 26           | @IND | 5         | 3         | 2         | 0        | 0.0        | 0.0        | 0        | 0             | 0         | 0         | 0        | 0        | 0        | 0        | 0        | 0          | 0        | 0        | 0        | 0        |
| Dec. 3            | CAR  | 5         | 5         | 0         | 0        | 0.0        | 0.0        | 0        | 0             | 0         | 0         | 0        | 0        | 0        | 1        | 0        | 0          | 0        | 0        | 0        | 0        |
| Dec. 10           | @ATL | 2         | 2         | 0         | 0        | 0.0        | 0.0        | 0        | 0             | 0         | 0         | 0        | 0        | 0        | 0        | 0        | 0          | 0        | 0        | 0        | 0        |
| Dec. 17           | @GB  | 6         | 5         | 1         | 1        | 0.0        | 0.0        | 1        | 0             | 0         | 0         | 0        | 0        | 0        | 0        | 0        | 0          | 0        | 0        | 0        | 0        |
| Dec. 24           | JAC  | 6         | 4         | 2         | 0        | 0.0        | 0.0        | 0        | 0             | 0         | 0         | 0        | 0        | 0        | 0        | 0        | 0          | 0        | 0        | 0        | 0        |
| Dec. 31           | NO   | 3         | 1         | 2         | 0        | 0.0        | 0.0        | 0        | 0             | 0         | 0         | 0        | 0        | 0        | 0        | 0        | 0          | 0        | 0        | 0        | 0        |
| Jan. 7            | @CAR | 2         | 2         | 0         | 0        | 0.0        | 0.0        | 0        | 0             | 0         | 0         | 0        | 0        | 0        | 0        | 0        | 0          | 0        | 0        | 0        | 0        |
| <b>TOTALS</b>     |      | <b>63</b> | <b>46</b> | <b>17</b> | <b>3</b> | <b>0.0</b> | <b>0.0</b> | <b>2</b> | <b>2</b>      | <b>18</b> | <b>14</b> | <b>0</b> | <b>2</b> | <b>1</b> | <b>0</b> | <b>0</b> | <b>0</b>   | <b>2</b> | <b>1</b> | <b>1</b> |          |
| <b>POSTSEASON</b> |      |           |           |           |          |            |            |          |               |           |           |          |          |          |          |          |            |          |          |          |          |
| Jan. 15           | PHI  | 2         | 2         | 0         | 0        | 0.0        | 0.0        | 0        | 0             | 0         | 0         | 0        | 0        | 0        | 0        | 0        | 0          | 0        | 0        | 0        | 0        |
| Jan. 21           | @DET | 4         | 3         | 1         | 0        | 0.0        | 0.0        | 0        | 0             | 0         | 0         | 0        | 0        | 0        | 0        | 0        | 0          | 0        | 0        | 0        | 0        |
| <b>TOTALS</b>     |      | <b>6</b>  | <b>5</b>  | <b>1</b>  | <b>0</b> | <b>0.0</b> | <b>0.0</b> | <b>0</b> | <b>0</b>      | <b>0</b>  | <b>0</b>  | <b>0</b> | <b>0</b> | <b>0</b> | <b>0</b> | <b>0</b> | <b>0</b>   | <b>0</b> | <b>0</b> | <b>0</b> | <b>0</b> |

## IZIEN'S CAREER STATISTICS

| Year              | Team      | Tackles   |          |           |           |           |            |            | INT      |           |           |          |          | Fumbles  |          |          | ST Tackles |          |          |
|-------------------|-----------|-----------|----------|-----------|-----------|-----------|------------|------------|----------|-----------|-----------|----------|----------|----------|----------|----------|------------|----------|----------|
|                   |           | GP        | GS       | T         | S         | A         | Sk         | Yds        | No       | Yds       | Lg        | TD       | PD       | FF       | FR       | Yds      | T          | S        | A        |
| 2023              | Tampa Bay | 17        | 4        | 63        | 46        | 17        | 0.0        | 0.0        | 2        | 18        | 14        | 0        | 2        | 1        | 0        | 0        | 2          | 1        | 1        |
| <b>NFL Totals</b> |           | <b>17</b> | <b>4</b> | <b>63</b> | <b>46</b> | <b>17</b> | <b>0.0</b> | <b>0.0</b> | <b>2</b> | <b>18</b> | <b>14</b> | <b>0</b> | <b>2</b> | <b>1</b> | <b>0</b> | <b>0</b> | <b>2</b>   | <b>1</b> | <b>1</b> |
| <b>Playoffs</b>   |           |           |          |           |           |           |            |            |          |           |           |          |          |          |          |          |            |          |          |
| Year              | Team      | Tackles   |          |           |           |           |            |            | INT      |           |           |          |          | Fumbles  |          |          | ST Tackles |          |          |
|                   |           | GP        | GS       | T         | S         | A         | Sk         | Yds        | No       | Yds       | Lg        | TD       | PD       | FF       | FR       | Yds      | T          | S        | A        |
| 2023              | Tampa Bay | 2         | 0        | 6         | 5         | 1         | 0.0        | 0.0        | 0        | 0         | 0         | 0        | 0        | 0        | 0        | 0        | 0          | 0        | 0        |
| <b>Postseason</b> |           | <b>2</b>  | <b>0</b> | <b>6</b>  | <b>5</b>  | <b>1</b>  | <b>0.0</b> | <b>0.0</b> | <b>0</b> | <b>0</b>  | <b>0</b>  | <b>0</b> | <b>0</b> | <b>0</b> | <b>0</b> | <b>0</b> | <b>0</b>   | <b>0</b> | <b>0</b> |

#18

**RAKIM JARRETT****WIDE RECEIVER****HT:** 6-0 **WT:** 192**DOB:** 1/24/01**NFL:** 2ND YEAR**ACQ:** FA, 2023**COLLEGE:** MARYLAND**ACQUIRED BY BUCS:**

- X Signed by Tampa Bay as a college free agent on May 12, 2023.

**2023 HIGHLIGHTS:**

- X Made his NFL debut in the Week 1 win at Minnesota, appearing in a reserve capacity on offense and on special teams. Logged six offensive snaps and five special teams snaps, tallying one carry on a jet sweep.
- X Appeared in a reserve capacity and on special teams in the Week 2 victory over Chicago, logging 17 offensive snaps and seven special teams snaps. Recorded his first career reception in the victory, logging one reception for seven yards.
- X In Week 3 vs. Philadelphia, appeared on special teams and in a reserve capacity on offense. Finished with 10 special teams snaps and six offensive snaps.
- X Played 13-of-71 offensive snaps in the Week 4 victory at New Orleans, finishing with one reception for three yards.
- X Appeared on special teams and in a reserve capacity on offense in Week 6 vs. Detroit, logging eight special teams snaps and seven offensive snaps.
- X In Week 7 vs. Atlanta, appeared in a reserve capacity on offense, playing 21-of-73 snaps.
- X Appeared on special teams and in a reserve capacity on offense in Week 8 at Buffalo, finishing with one reception for nine yards.
- X Appeared on special teams and in a reserve capacity on offense in Week 9 at Houston, finishing with 23 special teams snaps and eight offensive snaps.

- X In the Week 10 victory over Tennessee, appeared in a reserve capacity and on offense, logging 14 offensive snaps and 13 special teams snaps.
- X Played 14-of-71 offensive snaps in Week 11 at San Francisco, finishing with one reception for 41 yards. The 41-yard catch marked the longest reception of the season for him.
- X Was inactive for Week 18 at Carolina.
- X Was inactive for the Wild Card round vs. Philadelphia and the Divisional round contest at Detroit.

**COLLEGE:**

- X Appeared in 28 games across three seasons (2020-2022) at University of Maryland, tallying 119 receptions for 1,552 yards (13.0 avg.) and 10 touchdowns. Also added eight carries for 25 yards.
- X Earned Honorable-Mention All-Big 12 all three seasons (2020-22).
- X Stands 11th in program history in career receptions (119), 12th in career touchdowns (10), and 13th in career yards (1,552).
- X Tallied at least one reception in 25 straight games.
- X Appeared in 11 games with seven starts as a junior (2022), recording 40 receptions for 471 yards and three touchdowns.
- X Started all 13 games as a sophomore in 2021, led team in receptions (62), yards (829), and touchdowns (five). His 62 receptions are tied with Stefon Diggs for the seventh-most in single season program history.
- X Started all four games he appeared in as a freshman in 2020, tallying 17 receptions for 252 yards and two

touchdowns. Ranked fifth among all freshman wide receivers in the FBS in receptions per game (4.3). Tallied five receptions for 144 yards and two touchdowns, including a 62-yarder and a 42-yarder, in a win over Penn State (11/7/20). His 144 yards were the third most receiving yards ever in a game by a Maryland freshman, trailing only Darius Heyward-Bey (175, 2006) and Stefon Diggs (152, 2012). First Maryland freshman with a 100-yard game and two touchdowns since Stefon Diggs in 2012.

### PERSONAL:

- X Attended St. John's College High School (Washington, D.C.).
- X Earned the 2019 DC Gatorade Player of the Year and Washington Post All-Met Offensive Player of the Year after recording 60 receptions for 950 yards and seven touchdowns as a senior. Tallied 763 receiving yards and 11 touchdowns in 2018 as a junior.

## JARRETT'S GAME-BY-GAME STATISTICS

| DATE              | OPP  | RECEIVING |           |             |           |          |          | RUSHING  |            |          |          |  |  |
|-------------------|------|-----------|-----------|-------------|-----------|----------|----------|----------|------------|----------|----------|--|--|
|                   |      | NO        | YDS       | AVG         | LG        | TD       | ATT      | YDS      | AVG        | LG       | TD       |  |  |
| Sept. 10          | @MIN | 0         | 0         | 0           | 0         | 0        | 1        | 0        | 0.0        | 0        | 0        |  |  |
| Sept. 17          | CHI  | 1         | 7         | 7.0         | 7         | 0        | 0        | 0        | 0.0        | 0        | 0        |  |  |
| Sept. 25          | PHI  | 0         | 0         | 0           | 0         | 0        | 0        | 0        | 0.0        | 0        | 0        |  |  |
| Oct. 1            | @NO  | 1         | 3         | 3.0         | 3         | 0        | 0        | 0        | 0.0        | 0        | 0        |  |  |
| Oct. 15           | DET  | 0         | 0         | 0           | 0         | 0        | 0        | 0        | 0.0        | 0        | 0        |  |  |
| Oct. 22           | ATL  | 0         | 0         | 0           | 0         | 0        | 0        | 0        | 0.0        | 0        | 0        |  |  |
| Oct. 26           | @BUF | 1         | 9         | 9.0         | 9         | 0        | 0        | 0        | 0.0        | 0        | 0        |  |  |
| Nov. 5            | @HOU | 0         | 0         | 0           | 0         | 0        | 0        | 0        | 0.0        | 0        | 0        |  |  |
| Nov. 12           | TEN  | 0         | 0         | 0           | 0         | 0        | 0        | 0        | 0.0        | 0        | 0        |  |  |
| Nov. 19           | @SF  | 1         | 41        | 41.0        | 41        | 0        | 0        | 0        | 0.0        | 0        | 0        |  |  |
| Nov. 26           | @IND |           |           |             |           |          |          |          |            |          |          |  |  |
| Dec. 3            | CAR  |           |           |             |           |          |          |          |            |          |          |  |  |
| Dec. 10           | @ATL |           |           |             |           |          |          |          |            |          |          |  |  |
| Dec. 17           | @GB  |           |           |             |           |          |          |          |            |          |          |  |  |
| Dec. 24           | JAC  |           |           |             |           |          |          |          |            |          |          |  |  |
| Dec. 31           | NO   |           |           |             |           |          |          |          |            |          |          |  |  |
| Jan. 7            | @CAR |           |           |             |           |          |          |          |            |          |          |  |  |
| <b>TOTALS</b>     |      | <b>4</b>  | <b>60</b> | <b>15.0</b> | <b>41</b> | <b>0</b> | <b>1</b> | <b>0</b> | <b>0.0</b> | <b>0</b> | <b>0</b> |  |  |
| <b>POSTSEASON</b> |      |           |           |             |           |          |          |          |            |          |          |  |  |
| Jan. 15           | PHI  |           |           |             |           |          |          |          |            |          |          |  |  |
| Jan. 21           | @DET |           |           |             |           |          |          |          |            |          |          |  |  |
| <b>TOTALS</b>     |      | <b>-</b>  | <b>-</b>  | <b>-</b>    | <b>-</b>  | <b>-</b> | <b>-</b> | <b>-</b> | <b>-</b>   | <b>-</b> | <b>-</b> |  |  |

## JARRETT'S CAREER STATISTICS

| YEAR              | TEAM      | RECEIVING |          |          |           |             |           | RUSHING  |          |          |            |          |          |
|-------------------|-----------|-----------|----------|----------|-----------|-------------|-----------|----------|----------|----------|------------|----------|----------|
|                   |           | GP        | GS       | NO       | YDS       | AVG         | LG        | TD       | ATT      | YDS      | AVG        | LG       | TD       |
| 2023              | Tampa Bay | 10        | 0        | 4        | 60        | 15.0        | 41        | 0        | 1        | 0        | 0.0        | 0        | 0        |
| <b>NFL Totals</b> |           | <b>10</b> | <b>0</b> | <b>4</b> | <b>60</b> | <b>15.0</b> | <b>41</b> | <b>0</b> | <b>1</b> | <b>0</b> | <b>0.0</b> | <b>0</b> | <b>0</b> |

#53  
VI JONESLINEBACKER  
HT: 6-2 WT: 225  
DOB: 5/5/98  
NFL: 2ND YEAR  
ACQ: FA, 2024  
COLLEGE: NORTH CAROLINA STATE**TRANSACTIONS:**

- X Entered the league as a college free agent with the Seattle Seahawks in May 6, 2022.
- X Was waived by Seattle on Aug. 30, 2022 and re-signed to the teams' practice squad on Aug. 31, 2022.
- X Signed to Tampa Bay's practice squad on Nov. 22, 2023. Released on Jan. 9, 2024.
- X Signed a future contract with the Buccaneers on Jan. 30, 2024.

**CAREER HIGHLIGHTS:**

- X Appeared in three career games, all for the Seattle Seahawks, appearing primarily on special teams and in a reserve capacity on defense.

**COLLEGE:**

- X Appeared in 45 career games between the University of Southern California (2017-18) and North Carolina State University (2020-21), amassing 108 tackles, 9.0 sacks, four passes defended and one forced fumble.
- X Across two seasons at the University of Southern California, appeared in 22 games and logged 28 tackles and three passes defended.

- X Over two seasons at North Carolina State, appeared in 23 games and recorded 80 tackles, 9.0 sacks, one pass defended and one forced fumble.
- X Enjoyed his most successful season as a senior at North Carolina State, finishing with career highs in tackles (45) and sacks (6.0).

**PERSONAL:**

- X His father, Robert, was a starting linebacker for the Dallas Cowboys in the 1990s and won three Super Bowls.
- X His brothers Cayleb and Zay also both played in the NFL.
- X His uncle, Jeff Blake, also played in the NFL.

**JONES' CAREER STATISTICS**

| Year              | Team    | Tackles  |          |          |          |          |            | INT        |          |          |          | Fumbles  |          |          | ST Tackles |          |          |          |          |   |
|-------------------|---------|----------|----------|----------|----------|----------|------------|------------|----------|----------|----------|----------|----------|----------|------------|----------|----------|----------|----------|---|
|                   |         | GP       | GS       | T        | S        | A        | Sk         | Yds        | No       | Yds      | Lg       | TD       | PD       | FF       | FR         | Yds      | T        | S        | A        |   |
| 2022              | Seattle | 3        | 0        | 0        | 0        | 0        | 0.0        | 0.0        | 0        | 0        | 0        | 0        | 0        | 0        | 0          | 0        | 0        | 0        | 0        | 0 |
| <b>NFL Totals</b> |         | <b>3</b> | <b>0</b> | <b>0</b> | <b>0</b> | <b>0</b> | <b>0.0</b> | <b>0.0</b> | <b>0</b> | <b>0</b> | <b>0</b> | <b>0</b> | <b>0</b> | <b>0</b> | <b>0</b>   | <b>0</b> | <b>0</b> | <b>0</b> | <b>0</b> |   |

# #94

## CALIJAH KANCEY

DEFENSIVE TACKLE

HT: 6-0 WT: 280

DOB: 3/1/01

NFL: 2ND YEAR

ACQ: D1, 2023

COLLEGE: PITTSBURGH



### ACQUIRED BY BUCS:


- X Selected by the Tampa Bay Buccaneers in the first round (19th overall) of the 2023 NFL Draft.

### AWARDS & ACCOLADES:

- X NFC Defensive Rookie of the Month (November 2023)

### 2023 HIGHLIGHTS:

- X Finished tied for second among all rookies in 2023 with 10 tackles for loss.
- X Made his NFL debut in the Week 1 win at Minnesota, starting at defensive tackle and logging 11 defensive snaps before leaving with injury. Recorded one quarterback hit.
- X Was inactive in Weeks 2-4.
- X In Week 6 vs. Detroit, played 40-of-70 defensive snaps and finished with three tackles (one for loss), two quarterback hits and 1.0 sack. It marked his first career sack.
- X Kancey became the first Buccaneer rookie to begin his career with consecutive games with at least one quarterback hit since Antoine Winfield Jr. did so in Weeks 1-3 of the 2020 season.
- X Since quarterback hit data became available in 2006, Kancey became just the third Buccaneer rookie to record a



- quarterback hit in his first two career games, joining Winfield and Khalil Davis.
- X In Week 7 vs. Atlanta, played 40-of-65 defensive snaps and finished with one tackle and one quarterback hit.
- X Since QB hit data became available in 2006, Kancey became just the second Buccaneer rookie to record a quarterback hit in the first three games of his career, joining Antoine Winfield Jr. He was just the fourth rookie to accomplish the feat overall in the NFL in 2023.
- X In Week 8 at Buffalo, started at defensive tackle and played 41-of-69 defensive snaps.
- X In Week 9 at Houston, played a then-season-high 59-of-72 defensive snaps and finished with four tackles (three for loss), 1.0 sack and one quarterback hit.
- X Kancey's three tackles for loss in Week 9 were the most by a Buccaneers rookie in a single game since Vita Vea had three on Nov. 25, 2018 vs. San Francisco.
- X Through nine weeks, Kancey's 2.0 sacks were tied for fourth-most among rookies.
- X Through nine weeks, Kancey's four tackles for loss were tied for third-most among rookies.
- X In the Week 10 victory over Tennessee, started at defensive tackle and finished with three tackles (two for loss) and two quarterback hits.
- X Through 10 weeks, Kancey ranked second among rookies in tackles for loss (six), tied for third in quarterback hits (seven) and tied for sixth in sacks (2.0).
- X In Week 11 at San Francisco, played 32-of-60 defensive snaps.

FRONT OFFICE

VETERANS

2023 REVIEW

HISTORY

RECORDS

SIDELINES



- X Played 46-of-73 defensive snaps in Week 12 at Indianapolis and finished with three tackles (two for loss), 1.0 sack, one quarterback hit and his first career pass defended.
- X Through 12 weeks, Kancey's eight tackles for loss were tied for most among all rookies.
- X In the Week 13 victory over Carolina, started and played 47-of-72 defensive snaps, producing two tackles and two quarterback hits.
- X Through 13 Weeks, Kancey's 10 quarterback hits were tied for third-most among rookies in 2023.
- X In the Week 14 victory over Atlanta, played 57-of-72 defensive snaps and finished with three tackles (one for loss), one quarterback hit and 1.0 sack.
- X Kancey's sack in Week 14 marked his fourth sack of the season, tied for fifth-most among rookies at the time.
- X Through 14 Weeks, Kancey led all rookies with nine tackles for loss.
- X In the Week 15 victory at Green Bay, played 35-of-60 defensive snaps and recorded two tackles and one quarterback hit. It marked his fourth straight game with at least one quarterback hit.
- X In the Week 16 win over Jacksonville, played 40-of-66 defensive snaps and recorded one tackle that went for a loss.
- X Through 16 weeks, ranked second among all rookies in tackles for loss (10) and tied for fifth in pressures (32).
- X In Week 17 vs. New Orleans, played 43-of-70 defensive snaps and finished with three tackles.
- X In the Week 18 victory at Carolina, played 40-of-52 defensive snaps and recorded one tackle. Contributed to a defense that recorded Tampa Bay's first shutout since Nov. 21, 2010 at San Francisco.
- X Kancey finished the 2023 regular season tied for second among all rookies with 10 tackles for loss, trailing only teammate Yaya Diaby (12).
- X In the Wild Card round victory over Philadelphia, started at defensive tackle and finished with four tackles (one for loss), one quarterback hit and 0.5 sacks.
- X In the Divisional round contest at Detroit, played 49-of-73 defensive snaps and finished with two tackles (one for loss), 1.0 sack, one quarterback hit and one pass defended.
- X Kancey's sack in the Divisional round increased his career postseason sack total to 1.5 – tied for the 11th-most in franchise history.

### COLLEGE:

- X Appeared in 36 career games across three seasons (2020-22) at the University of Pittsburgh, totaling 93 tackles (34.5 for loss), 16.0 sacks, three passes defended and one forced fumble.
- X Following his senior season in 2022, became the 13th player in University of Pittsburgh program history to be named a Unanimous All-American, and the first to do so since defensive tackle Aaron Donald in 2013.
- X Was the only player in the country to be a finalist for both the Outland Trophy for the nation's best interior lineman and the Bronko Nagurski Trophy for the national defensive player of the year in 2022.
- X Was named the 2022 ACC Defensive Player of the Year, joining Aaron Donald



as the only players in program history to earn that distinction.

- X Was named first team All-ACC in both the 2021 and 2022 seasons.
- X As a senior in 2022, started 11 games and logged 31 tackles (14.5 for loss) and 7.5 sacks. His 14.5 tackles for loss led all interior defenders in the country.
- X As a junior in 2021, started all 14 games and finished with 35 tackles (11 for loss) and 7.0 sacks.
- X As a sophomore in 2020, started 4-of-11 games, totaling 27 tackles (seven for loss) and 1.5 sacks.

**PERSONAL:**

- X Born Calijah Demetrius Kancey on March 1, 2001.
- X Mother is Schquinina Smith.
- X Has three sisters and one brother.
- X After signing his rookie contract, he purchased a house and a car for his mother.
- X Ran a 4.67 40-yard dash at the 2023 NFL Scouting Combine, the fastest time for a defensive tackle at the event since 2003.
- X Majored in Administration of Justice at Pittsburgh.

**KANCEY'S GAME-BY-GAME STATISTICS**

| 2023              |      |           |           |          |           |            |             |           |               |          | ST TACKLES |          |          |          |          |          |          |          |          |
|-------------------|------|-----------|-----------|----------|-----------|------------|-------------|-----------|---------------|----------|------------|----------|----------|----------|----------|----------|----------|----------|----------|
| DATE              | OPP  | TACKLES   |           |          |           |            |             |           | INTERCEPTIONS |          |            |          |          | FUMBLES  |          |          | T        | S        | A        |
|                   |      | T         | S         | A        | TFL       | SK         | YDS         | QH        | NO            | YDS      | LG         | TD       | PD       | FF       | FR       | YDS      |          |          |          |
| Sept. 10          | @MIN | 0         | 0         | 0        | 0         | 0.0        | 0.0         | 1         | 0             | 0        | 0          | 0        | 0        | 0        | 0        | 0        | 0        | 0        | 0        |
| Sept. 17          | CHI  |           |           |          |           |            |             |           | Inactive      |          |            |          |          |          |          |          |          |          |          |
| Sept. 25          | PHI  |           |           |          |           |            |             |           | Inactive      |          |            |          |          |          |          |          |          |          |          |
| Oct. 1            | @NO  |           |           |          |           |            |             |           | Inactive      |          |            |          |          |          |          |          |          |          |          |
| Oct. 15           | DET  | 3         | 1         | 2        | 1         | 1.0        | 5.0         | 2         | 0             | 0        | 0          | 0        | 0        | 0        | 0        | 0        | 0        | 0        | 0        |
| Oct. 22           | ATL  | 1         | 0         | 1        | 0         | 0.0        | 0.0         | 1         | 0             | 0        | 0          | 0        | 0        | 0        | 0        | 0        | 0        | 0        | 0        |
| Oct. 26           | @BUF | 0         | 0         | 0        | 0         | 0.0        | 0.0         | 0         | 0             | 0        | 0          | 0        | 0        | 0        | 0        | 0        | 0        | 0        | 0        |
| Nov. 5            | @HOU | 4         | 4         | 0        | 3         | 1.0        | 13.0        | 1         | 0             | 0        | 0          | 0        | 0        | 0        | 0        | 0        | 0        | 0        | 0        |
| Nov. 12           | TEN  | 3         | 3         | 0        | 2         | 0.0        | 0.0         | 2         | 0             | 0        | 0          | 0        | 0        | 0        | 0        | 0        | 0        | 0        | 0        |
| Nov. 19           | @SF  | 0         | 0         | 0        | 0         | 0.0        | 0.0         | 0         | 0             | 0        | 0          | 0        | 0        | 0        | 0        | 0        | 0        | 0        | 0        |
| Nov. 26           | @IND | 3         | 2         | 1        | 2         | 1.0        | 3.0         | 1         | 0             | 0        | 0          | 1        | 0        | 0        | 0        | 0        | 0        | 0        | 0        |
| Dec. 3            | CAR  | 2         | 1         | 1        | 0         | 0.0        | 0.0         | 2         | 0             | 0        | 0          | 0        | 0        | 0        | 0        | 0        | 0        | 0        | 0        |
| Dec. 10           | @ATL | 3         | 2         | 1        | 1         | 1.0        | 1.0         | 1         | 0             | 0        | 0          | 0        | 0        | 0        | 0        | 0        | 0        | 0        | 0        |
| Dec. 17           | @GB  | 2         | 1         | 1        | 0         | 0.0        | 0.0         | 1         | 0             | 0        | 0          | 0        | 0        | 0        | 0        | 0        | 0        | 0        | 0        |
| Dec. 24           | JAC  | 1         | 1         | 0        | 1         | 0.0        | 0.0         | 0         | 0             | 0        | 0          | 0        | 0        | 0        | 0        | 0        | 0        | 0        | 0        |
| Dec. 31           | NO   | 3         | 3         | 0        | 0         | 0.0        | 0.0         | 0         | 0             | 0        | 0          | 0        | 0        | 0        | 0        | 0        | 0        | 0        | 0        |
| Jan. 7            | @CAR | 1         | 1         | 0        | 0         | 0.0        | 0.0         | 0         | 0             | 0        | 0          | 0        | 0        | 0        | 0        | 0        | 0        | 0        | 0        |
| <b>TOTALS</b>     |      | <b>26</b> | <b>19</b> | <b>7</b> | <b>10</b> | <b>4.0</b> | <b>22.0</b> | <b>12</b> | <b>0</b>      | <b>0</b> | <b>0</b>   | <b>0</b> | <b>0</b> | <b>0</b> | <b>0</b> | <b>0</b> | <b>0</b> | <b>0</b> | <b>0</b> |
| <b>POSTSEASON</b> |      |           |           |          |           |            |             |           |               |          |            |          |          |          |          |          |          |          |          |
| Jan. 15           | PHI  | 4         | 3         | 1        | 1         | 0.5        | 4.5         | 1         | 0             | 0        | 0          | 0        | 0        | 0        | 0        | 0        | 0        | 0        | 0        |
| Jan. 21           | @DET | 2         | 1         | 1        | 1         | 1.0        | 4.0         | 1         | 0             | 0        | 0          | 0        | 1        | 0        | 0        | 0        | 0        | 0        | 0        |
| <b>TOTALS</b>     |      | <b>6</b>  | <b>4</b>  | <b>2</b> | <b>2</b>  | <b>1.5</b> | <b>8.5</b>  | <b>2</b>  | <b>0</b>      | <b>0</b> | <b>0</b>   | <b>0</b> | <b>1</b> | <b>0</b> | <b>0</b> | <b>0</b> | <b>0</b> | <b>0</b> | <b>0</b> |

**KANCEY'S CAREER STATISTICS**

| Year              | Team      | Tackles   |           |           |           |          |            |             | INT      |          |          |          |          | Fumbles  |          |          | ST Tackles |          |          |
|-------------------|-----------|-----------|-----------|-----------|-----------|----------|------------|-------------|----------|----------|----------|----------|----------|----------|----------|----------|------------|----------|----------|
|                   |           | GP        | GS        | T         | S         | A        | Sk         | Yds         | No       | Yds      | Lg       | TD       | PD       | FF       | FR       | Yds      | T          | S        | A        |
| 2023              | Tampa Bay | 14        | 14        | 26        | 19        | 7        | 4.0        | 22.0        | 0        | 0        | 0        | 0        | 1        | 0        | 0        | 0        | 0          | 0        | 0        |
| <b>NFL Totals</b> |           | <b>14</b> | <b>14</b> | <b>26</b> | <b>19</b> | <b>7</b> | <b>4.0</b> | <b>22.0</b> | <b>0</b> | <b>0</b> | <b>0</b> | <b>0</b> | <b>1</b> | <b>0</b> | <b>0</b> | <b>0</b> | <b>0</b>   | <b>0</b> | <b>0</b> |
| <b>Playoffs</b>   |           |           |           |           |           |          |            |             |          |          |          |          |          |          |          |          |            |          |          |
| Year              | Team      | Tackles   |           |           |           |          |            |             | INT      |          |          |          |          | Fumbles  |          |          | ST Tackles |          |          |
|                   |           | GP        | GS        | T         | S         | A        | Sk         | Yds         | No       | Yds      | Lg       | TD       | PD       | FF       | FR       | Yds      | T          | S        | A        |
| 2023              | Tampa Bay | 2         | 2         | 6         | 4         | 2        | 1.5        | 8.5         | 0        | 0        | 0        | 0        | 1        | 0        | 0        | 0        | 0          | 0        | 0        |
| <b>Postseason</b> |           | <b>2</b>  | <b>2</b>  | <b>6</b>  | <b>4</b>  | <b>2</b> | <b>1.5</b> | <b>8.5</b>  | <b>0</b> | <b>0</b> | <b>0</b> | <b>0</b> | <b>1</b> | <b>0</b> | <b>0</b> | <b>0</b> | <b>0</b>   | <b>0</b> | <b>0</b> |

#41  
KO KIEFTTIGHT END  
HT: 6-5 WT: 265  
DOB: 1/20/98  
NFL: 3RD YEAR  
ACQ: D6, 2022  
COLLEGE: MINNESOTA**ACQUIRED BY BUCS:**

- X Selected in the sixth round (217th overall) of the 2022 NFL Draft by the Buccaneers.

**2023 HIGHLIGHTS:**

- X Started at tight end and logged 32 offensive snaps and 20 special teams snaps in the Week 1 victory at Minnesota. Was targeted three times.
- X Appeared on special teams and in a reserve capacity on offense in the Week 2 victory over Chicago, logging 18 offensive snaps and 19 special teams snaps.
- X In Week 3 vs. Philadelphia, appeared on special teams and in a reserve capacity on offense, finishing with 14 special teams snaps and 10 offensive snaps.
- X Appeared in a reserve capacity on offense in the Week 4 victory at New Orleans. Also contributed 19 special teams snaps.
- X Appeared on special teams and in a reserve capacity on offense in Week 6 vs. Detroit, logging 16 special teams snaps and 14 offensive snaps.
- X Appeared on special teams and in a reserve capacity on offense in Week 7 vs. Atlanta, logging 14 special teams snaps and 12 offensive snaps.
- X In Week 8 at Buffalo, appeared on special teams and in a reserve capacity on offense.
- X Appeared on special teams - playing a team-high 27 special teams snaps - and in a reserve capacity on offense in Week 9 at Houston.
- X Appeared primarily on special teams in the Week 10 victory over Tennessee, playing 17 special teams snaps.

- X In Week 11 at San Francisco, appeared on special teams and in a reserve capacity on offense, logging 14 special teams snaps and nine offensive snaps.
- X Appeared on special teams and in a reserve capacity on offense in Week 12 at Indianapolis, finishing with one special teams tackle.
- X In the Week 13 victory over Carolina, appeared on special teams and in a reserve capacity on offense. Recorded one special teams tackle.
- X In the Week 14 victory over Atlanta, appeared on special teams and in a reserve capacity on offense. Logged 23 special teams snaps.
- X Recorded his first reception of the season in the Week 15 victory at Green Bay, bringing in 2-yard touchdown reception. It marked his second career touchdown.
- X Appeared on special teams and in a reserve capacity on offense in the Week 16 win over Jacksonville. Recorded one special teams tackle.
- X Was inactive for Week 17 vs. New Orleans.
- X Appeared in a reserve capacity on offense in the Week 18 victory at Carolina, playing 23-of-65 offensive snaps.
- X Appeared on special teams and in a reserve capacity on offense in the Wild Card round victory over Philadelphia and the Divisional round contest at Detroit.

**COLLEGE:**

- X Appeared in 49 games over five seasons at Minnesota (2017-21), recording 12 receptions for 166 yards and two touchdowns.

- X In his final season with the Golden Gophers in 2021, Kieft blocked for an offense that totaled 4,681 yards and averaged 25.5 points per game, earning him All-Big Ten honorable mention recognition.
- X Set career highs as a fifth-year senior with seven receptions and 101 receiving yards, adding one touchdown.
- X Appeared in four games, making one touchdown reception in 2020 during a condensed season due to the COVID-19 pandemic.
- X Played in 12 games in 2019, blocking for an offense that accumulated its school's third-highest yardage total (5,616) in program history, while throwing for a school record 3,293 passing yards. Minnesota's 443 points scored in 2019 were the second-most in program history.
- X In 2018, Kieft saw time in all 13 games and was part of an offense that eclipsed 20 touchdowns passing and 20 touchdowns rushing in the same season for the first time since 2006.
- X Primarily played on special teams as a redshirt freshman in 2017, making his collegiate debut vs. Buffalo (8/31/17).
- X Redshirted as a true freshman in 2016.

### **PERSONAL:**

- X Attended Sioux Center High School (Sioux Center, Iowa), where he played both quarterback and linebacker.
- X Named all-state as a linebacker by the Des Moines Register.
- X In addition to football, Kieft competed in baseball, track and wrestling.
- X He was ranked as the No. 7 player in the state of Iowa by ESPN and the No. 10 player in Iowa by 247Sports.
- X Son of Jerry and Linda Kieft.

## KIEFT'S GAME-BY-GAME STATISTICS

### 2023

| DATE          | OPP  | NO       | RECEIVING |            |           |          | ATT      | RUSHING  |          |          |          |
|---------------|------|----------|-----------|------------|-----------|----------|----------|----------|----------|----------|----------|
|               |      |          | YDS       | AVG        | LG        | TD       |          | YDS      | AVG      | LG       | TD       |
| Sept. 10      | @MIN | 0        | 0         | 0.0        | 0         | 0        | 0        | 0        | -        | -        | 0        |
| Sept. 17      | CHI  | 0        | 0         | 0.0        | 0         | 0        | 0        | 0        | -        | -        | 0        |
| Sept. 25      | PHI  | 0        | 0         | 0.0        | 0         | 0        | 0        | 0        | -        | -        | 0        |
| Oct. 1        | @NO  | 0        | 0         | 0.0        | 0         | 0        | 0        | 0        | -        | -        | 0        |
| Oct. 15       | DET  | 0        | 0         | 0.0        | 0         | 0        | 0        | 0        | -        | -        | 0        |
| Oct. 22       | ATL  | 0        | 0         | 0.0        | 0         | 0        | 0        | 0        | -        | -        | 0        |
| Oct. 26       | @BUF | 0        | 0         | 0.0        | 0         | 0        | 0        | 0        | -        | -        | 0        |
| Nov. 5        | @HOU | 0        | 0         | 0.0        | 0         | 0        | 0        | 0        | -        | -        | 0        |
| Nov. 12       | TEN  | 0        | 0         | 0.0        | 0         | 0        | 0        | 0        | -        | -        | 0        |
| Nov. 19       | @SF  | 0        | 0         | 0.0        | 0         | 0        | 0        | 0        | -        | -        | 0        |
| Nov. 26       | @IND | 0        | 0         | 0.0        | 0         | 0        | 0        | 0        | -        | -        | 0        |
| Dec. 3        | CAR  | 0        | 0         | 0.0        | 0         | 0        | 0        | 0        | -        | -        | 0        |
| Dec. 10       | @ATL | 0        | 0         | 0.0        | 0         | 0        | 0        | 0        | -        | -        | 0        |
| Dec. 17       | @GB  | 1        | 2         | 2.0        | 2t        | 1        | 0        | 0        | -        | -        | 0        |
| Dec. 24       | JAC  | 0        | 0         | 0.0        | 0         | 0        | 0        | 0        | -        | -        | 0        |
| Dec. 31       | NO   |          |           |            |           | Inactive |          |          |          |          |          |
| Jan. 7        | @CAR | 0        | 0         | 0.0        | 0         | 0        | 0        | 0        | -        | -        | 0        |
| <b>TOTALS</b> |      | <b>1</b> | <b>2</b>  | <b>2.0</b> | <b>2t</b> | <b>1</b> | <b>0</b> | <b>0</b> | <b>-</b> | <b>-</b> | <b>0</b> |

### POSTSEASON

|               |      |          |          |            |          |          |          |          |          |          |          |
|---------------|------|----------|----------|------------|----------|----------|----------|----------|----------|----------|----------|
| Jan. 15       | PHI  | 0        | 0        | 0.0        | 0        | 0        | 0        | 0        | -        | -        | 0        |
| Jan. 21       | @DET | 0        | 0        | 0.0        | 0        | 0        | 0        | 0        | -        | -        | 0        |
| <b>TOTALS</b> |      | <b>0</b> | <b>0</b> | <b>0.0</b> | <b>0</b> | <b>0</b> | <b>0</b> | <b>0</b> | <b>-</b> | <b>-</b> | <b>0</b> |

## KIEFT'S CAREER STATISTICS

| YEAR              | TEAM      | GP        | GS        | RECEIVING |           |             |           | TD       | RUSHING  |          |          |          |          |
|-------------------|-----------|-----------|-----------|-----------|-----------|-------------|-----------|----------|----------|----------|----------|----------|----------|
|                   |           |           |           | NO        | YDS       | AVG         | LG        |          | ATT      | YDS      | AVG      | LG       | TD       |
| 2022              | Tampa Bay | 17        | 12        | 7         | 80        | 11.4        | 19        | 1        | 0        | 0        | -        | -        | 0        |
| 2023              | Tampa Bay | 16        | 6         | 1         | 2         | 2.0         | 2t        | 1        | 0        | 0        | -        | -        | 0        |
| <b>NFL Totals</b> |           | <b>33</b> | <b>18</b> | <b>8</b>  | <b>82</b> | <b>10.3</b> | <b>19</b> | <b>2</b> | <b>0</b> | <b>0</b> | <b>-</b> | <b>-</b> | <b>0</b> |
| YEAR              | TEAM      | GP        | GS        | Receiving |           |             |           | TD       | Rushing  |          |          |          |          |
|                   |           |           |           | NO        | YDS       | AVG         | LG        |          | ATT      | YDS      | AVG      | LG       | TD       |
| 2022              | Tampa Bay | 1         | 1         | 0         | 0         | 0.0         | 0         | 0        | 0        | 0        | -        | -        | 0        |
| 2023              | Tampa Bay | 2         | 1         | 0         | 0         | 0.0         | 0         | 0        | 0        | 0        | -        | -        | 0        |
| <b>NFL Totals</b> |           | <b>3</b>  | <b>2</b>  | <b>0</b>  | <b>0</b>  | <b>0.0</b>  | <b>0</b>  | <b>0</b> | <b>0</b> | <b>0</b> | <b>-</b> | <b>-</b> | <b>0</b> |

# #69 CODY MAUCH

## OFFENSIVE LINEMAN

HT: 6-6 WT: 303

DOB: 1/15/99

NFL: 2ND YEAR

ACQ: D2, 2023

COLLEGE: NORTH DAKOTA STATE



### ACQUIRED BY BUCS:

- X Selected in the second (48th overall) of the 2023 NFL Draft by the Buccaneers.

### 2023 HIGHLIGHTS:

- X Started at right guard in the Week 1 win at Minnesota, contributing to an offensive line that generated 242 net yards of offense. Tampa Bay's offense outgained Minnesota 147-82 in the second half as the Buccaneers held a 20:03 - 9:57 time of possession advantage.
- X Was credited with an 83.6 pass blocking grade in Week 1, second-highest among Buccaneers and 10th-highest among all NFL guards in Week 1.
- X Started at right guard in the Week 2 victory over Chicago, contributing to an offensive line that helped generate 437 net yards of offense. Tampa Bay's 437 yards in Week 2 marked the fifth-highest output by any team through the first two weeks of the season.
- X Started at right guard in Week 3 vs. Philadelphia, playing all 44 offensive snaps.
- X Started at right guard in the Week 4 victory at New Orleans, playing all 71 offensive snaps and contributing to an offense that scored 26 points and snapped New Orleans' streak of 11 straight games allowing 20-or-fewer points.
- X Started at right guard in Week 6 vs. Detroit and played all 56 offensive snaps.
- X Started at right guard in Week 7 vs. Atlanta and played all 73 offensive snaps.
- X In Week 8 at Buffalo, started at right guard and played all 68 offensive snaps.

- X Started at right guard in Week 9 at Houston, playing all 66 offensive snaps and contributing to an offense that generated 332 net yards of offense.
- X In the Week 10 victory over Tennessee, started at right guard and played all 65 offensive snaps, contributing to an offensive line that helped produce 340 net yards of offense.
- X Started at right guard and played all 71 offensive snaps in Week 11 at San Francisco.
- X In Week 12 at Indianapolis, started at right guard and played all 60 offensive snaps.
- X Started at right guard in the Week 13 victory over Carolina, playing all 62 offensive snaps and contributing to an offensive line that generated a then-season-high 128 rushing yards.
- X Started at right guard in the Week 14 win in Atlanta, playing all 68 offensive snaps and contributing to an offensive line that generated a then-season-high 148 rushing yards. It marked the third consecutive game in which Tampa Bay produced a season-high in rushing yards.
- X In the Week 15 victory at Green Bay, started at right guard, playing all 62 offensive snaps and contributing to an offensive line that helped produce a then-season-high 452 net yards of offense.
- X In the Week 16 win over Jacksonville, started at right guard, playing all 74 offensive snaps and contributing to an offensive line that produced 335 net yards of offense and held a season-high 37:07 - 22:53 time of possession advantage.
- X Played all 56 offensive snaps at right guard in Week 17 vs. New Orleans,



contributing to an offensive line that helped produce 7.0 yards per play.

- X In the division-clinching Week 18 victory at Carolina, played all 65 offensive snaps at center and contributed to an offensive line that helped produce over 100 rushing yards in a game for the sixth time in 2023.
- X In the Wild Card round victory over Philadelphia, started at right guard, contributing to an offense that helped produce the largest yardage differential in a playoff game in team history (+150).
- X In the Divisional round contest at Detroit, started at right guard and contributed to an offense that generated 408 net yards of offense – the third-highest single-game mark in club postseason history.

### COLLEGE:

- X Participated in the 2023 Reese's Senior Bowl.
- X Was named the 2022 FCS Offensive Lineman of the Year.
- X Was a consensus FCS All-American following his super senior season in 2022 and was a second-team FCS All-American as a senior in 2021.
- X Was named first-team All-MVFC in 2022 and 2021, and was second-team All-MVFC in 2020.
- X Among players with at least 100 blocking snaps in 2022, Mauch's 93.5 Pro Football Focus grade led all college football players. His 93.0 run blocking grade also led the country.
- X As a super senior in 2022, started all 15 games at left tackle for an NDSU team that went 12-3 and reached the FCS Championship game, ranked fourth nationally with 265.7 rushing yards per game and fifth in sacks allowed.
- X As a senior in 2021, started all 15 games at left tackle, contributing to an offensive line that produced the

second-ranked rushing attack in the FCS at 280.6 yards per game.

- X As a junior in 2020, started 10 games for the Bison between right tackle (two starts) and left tackle (eight starts). Contributed to an offensive line that ranked fourth in the FCS in sacks allowed and produced nearly 200 rushing yards per game at 4.8 yards per carry with a league-high 13 rushing touchdowns.

### PERSONAL:

- X Attended Hankinson High School (Hankinson, N.D.)
- X Played tight end, quarterback and defensive end in high school.
- X Had his two front teeth knocked out while playing basketball in seventh grade.
- X One of eight children in the family. Has four sisters and three brothers.
- X Graduated with a degree in agricultural and biosystems engineering.



## MAUCH'S CAREER STATISTICS

**Games/Starts:** 2023: 17/17 (P: 2/2)  
**Career Totals:** 17/17 (P: 2/2)

# #6

## BAKER MAYFIELD

QUARTERBACK

HT: 6-1 WT: 215

DOB: 2/14/95

NFL: 7TH YEAR

ACQ: UFA (LAR), 2023

COLLEGE: OKLAHOMA



### TRANSACTIONS:

- X Originally selected by the Cleveland Browns in the first round (1st overall) of the 2018 NFL Draft.
- X Traded by the Cleveland Browns to the Carolina Panthers on July 12, 2022.
- X Cut by the Carolina Panthers on Dec. 5, 2022.
- X Claimed on waivers by the Los Angeles Rams on Dec. 6, 2022.
- X Signed with the Tampa Bay Buccaneers as an unrestricted free agent on March 16, 2023.

### AWARDS & ACCOLADES:

- X 2023 Pro Bowl Selection
- X 2023 Pro Bowl Games Offensive MVP
- X 2023 PFWA Most Improved Player
- X 2x FedEx Air Player of the Week (Week 13, 2020; Week 15, 2023)
- X 2x AFC Offensive Player of the Week (Week 16, 2018; Week 7, 2020)
- X 2x NFC Offensive Player of the Week (Week 14, 2022; Week 15, 2023)
- X NFL Rookie of the Month (November 2018)
- X 6x Pepsi NFL Rookie of the Week (2018 Weeks 3, 7, 9, 12, 14, 17)
- X 2018 PFWA Rookie of the Year
- X 2018 NFL All-Rookie Team

### CAREER HIGHLIGHTS:

- X Has started 86-of-89 games between the Cleveland Browns, Carolina Panthers, Los Angeles Rams and Tampa

Bay Buccaneers, completing 1,750-of-2,825 (61.9%) passes for 20,332 yards, 130 touchdowns and 74 interceptions, good for a passer rating of 88.1. Also added 251 rushing attempts for 823 yards and seven rushing touchdowns, plus one reception for 17 yards.

- X Has appeared in four career playoff games, completing 92-of-148 passes (62.2%) for 1,153 yards, 10 touchdowns and three interceptions, good for a passer rating of 100.4.
- X In 2020, led the Cleveland Browns to their first playoff appearance since 2002 and their first playoff victory in 26 years.
- X In 2018, led all rookies in passing yards (3,725), passing touchdowns (27), completion percentage (63.8) and passer rating (93.7).
- X Set NFL rookie record with 27 passing touchdowns in 2018.
- X Became the third player in NFL history to record at least 3,500 passing yards and 20-or-more touchdowns in each of their first three seasons, joining Peyton Manning (1998-2000) and Andrew Luck (2012-14).
- X Owns the second-longest streak of consecutive games with a passing touchdown to begin a career, having done so in his first 17 career games. He trails only Kurt Warner (23; 1999-2000).
- X Recorded 75 passing touchdowns and 11,115 passing yards in his first three seasons, good for seventh-most and

FRONT OFFICE

VETERANS

2023 REVIEW

HISTORY

RECORDS

SIDELINES



10th-most in NFL history, respectively, over a player's first three seasons.

- X Became the first visiting quarterback in the history of Lambeau Field to earn a perfect 158.3 passer rating (12/17/23).

### 2023 HIGHLIGHTS:

- X Established a career high in pass completions (364), passing yards (4,044), passing touchdowns (28), and completion percentage (64.3%) in 2023.
- X Ranked among franchise single-season leaders in passing touchdowns (28, fourth); pass completions (364, fifth), touchdown-to-interception ratio (2.8, sixth); passer rating (94.6, seventh); passing yards (4,044, seventh); and completion percentage (64.3, eighth).
- X Was one-of-two players in 2023 with 28-or-more passing touchdowns and 10-or-fewer interceptions, joining Dallas Cowboys quarterback Dak Prescott.
- X In 2023, Mayfield became the second player in team history to throw for 4,000+ passing yards, 25+ touchdowns and 10-or-fewer interceptions, joining Tom Brady in 2022.
- X Ranked among single-season postseason franchise leaders in 2023 in passer rating (106.3, first); yards per pass attempt (8.9, first); passing yards (686, second); passing touchdowns (6, second); and completions (48, fourth).
- X Became the first quarterback in team history to record a postseason game with 300+ passing yards and three-or-more touchdowns, accomplishing the feat in both 2023 playoff contests.
- X Was named a team captain for the 2023 season.
- X Made his Buccaneers debut in the Week 1 victory at Minnesota, completing 21-of-34 passes for 173

yards and two touchdowns to earn a 94.4 passer rating.

- X Became the 10th Buccaneers quarterback to win in his first start with the team, and the second to do so in a Week 1 matchup, joining Brad Johnson.
- X According to Pro Football Focus, was Tampa Bay's highest graded offensive player in Week 1, earning an 80.8 overall grade. His 80.8 grade was the fifth-highest among all NFL quarterbacks in Week 1.
- X Was one of just four quarterbacks in Week 1 to throw multiple touchdowns and zero interceptions.
- X In the Week 2 victory over Chicago, completed 26-of-34 passes (76.5%) for 317 yards, one touchdown and zero interceptions for a passer rating of 114.5.
- X Through two weeks, Mayfield had completed 47-of-68 passes (69.1%) for 490 yards, three touchdowns and zero interceptions for a passer rating of 104.4 His 104.4 passer rating ranked fifth in the NFL across two weeks and marked his highest through the first two weeks of a season in his career, surpassing the previous high of 101.9 in 2021.
- X Mayfield's 76.5 completion percentage in Week 2 was his highest in any game with 33-or-more pass attempts in his career.
- X In Week 2, Mayfield went 12-of-13 (92.3%) for 141 yards and one touchdown, good for a passer rating of 137.5. Through the first two weeks of the season, Mayfield went 20-for-23 (87%) for 201 yards and two touchdowns on third down, good for a passer rating of 132.1 which was the



second-highest in the NFL through two weeks.


- X According to Next Gen Stats, Mayfield finished 14-for-17 for 223 yards and one touchdown under pressure in Week 2, tied for the most passing yards under pressure in a game since the start of the 2020 season. The Bears pressured Mayfield 17 times without recording a sack, tied for the 6th-most pressures without a sack since the start of the 2022 season at the time.
- X Following Tampa Bay's Week 2 victory over Chicago, Mayfield became the first Buccaneers quarterback since Shaun King in 2000 to start a season 2-0 with no interceptions.
- X In Week 3 vs. Philadelphia, completed 15-of-25 passes (60%) for 146 yards, one touchdown and one interception for a passer rating of 73.1.
- X Through three weeks, Mayfield's passer rating of 96.0 ranked 11th in the NFL and sixth in the NFC.
- X In the Week 4 victory at New Orleans, he completed 25-of-32 passes (78.1%) for 246 yards and a then-season-high 3 touchdowns, good for a passer rating of 116.9.
- X Through four games, Mayfield's 101.5 passer rating marked his best start to a season since 2020 when he recorded a 93.7 passer rating through the first four games.
- X Through five weeks, Mayfield's 101.5 passer rating ranked eighth in the NFL and fourth in the NFC, while his 69.6% completion rate ranked seventh in the NFL and third in the NFC.
- X In Week 6 vs. Detroit, completed 19-of-37 passes for 206 yards.
- X In Week 7 vs. Atlanta, completed 27-of-42 passes (64.3%) for 275 yards, one touchdown and one interception for a passer rating of 81.0. Added three carries for 32 yards, including a 31-yard rush in the fourth quarter.
- X Mayfield's 31-yard rush in Week 7 marked the second-longest carry of his career, trailing only a 35-yard attempt in 2018 when he was a rookie.
- X In Week 8 at Buffalo, completed 25-of-42 passes for 237 yards and two



touchdowns, good for a passer rating of 91.1.

- X Through seven games, Mayfield had recorded a passer rating of 90-or-higher in four of them – tied for the seventh-most such games by a quarterback at the time.
- X In Week 9 at Houston, completed 21-of-30 passes for 265 yards and two touchdowns for a passer rating of 119.4.
- X Mayfield's 119.4 passer rating in Week 9 was a then-season high and his highest since Dec. 25, 2022 against the Denver Broncos (with the L.A. Rams).
- X Through the first nine weeks of the season, Mayfield had recorded a passer rating of 90.0 or higher in five of eight games, tied for the seventh-most such games for a quarterback at the time.
- X In the Week 10 victory over Tennessee, completed 18-of-29 passes for 278 yards, two touchdowns and one interception, good for a passer rating of 102.4.
- X Mayfield's Week 10 performance marked his second consecutive game with a passer rating of 100.0-or-higher, and the fourth such occurrence in the 2023 season.
- X In Week 11 at San Francisco, completed a then-season-high 29-of-45 passes for 246 yards and one touchdown.
- X Mayfield's touchdown pass in Week 11 marked his 15th of the season, giving him five seasons since 2018 with 15-or-more passing touchdowns, which are tied for the fifth-most in the NFL over that span.
- X Through 11 Weeks, Mayfield's 2.5 touchdown-to-interception ratio ranked eighth in the NFL.

- X In Week 12 at Indianapolis, competed 20-of-30 pass attempts for 199 yards and two touchdowns with one interception, earning a passer rating of 93.6.
- X In the Week 13 victory over Carolina, completed 14-of-29 passes for 202 yards and one touchdown.
- X In the Week 14 victory over Atlanta, accounted for three total touchdowns by completing 14-of-29 passes for 144 yards and two passing touchdowns while adding three carries for three yards and one rushing touchdown.
- X Mayfield's rushing touchdown in Week 14 was his first with Tampa Bay and the seventh of his career.
- X Mayfield eclipsed 20 passing touchdowns on the season in Week 14, marking his fourth season with 20-or-more passing touchdowns.
- X Earned a perfect 158.3 passer rating in the Week 15 victory at Green Bay, completing 22-of-38 passes for 381 yards and four touchdowns, with no interceptions. He became the first visiting player to record a perfect passer rating at Lambeau Field in NFL history. It was Mayfield's first career performance with a perfect passer rating.
- X Per the Elias Sports Bureau, Mayfield became the third player in league history with 375+ passing yards, 4+ touchdown passes and a 158.3 passer rating in a road game, joining Nick Foles (11/3/13 at Oakland) and Ken O'Brien (11/2/86 at Seattle).
- X Mayfield's Week 15 performance marked just the fifth game of the 2023 season in which a player pass for 375+ yards and threw for 4+ touchdowns.
- X Mayfield's 13.61 yards per attempt in Week 15 marked the then-second-highest mark by any quarterback in a game in the 2023 season.
- X In Week 15, Mayfield became the second player in franchise history to record a perfect passer rating on 25-or-more pass attempts, joining Tom Brady in Week 16 of the 2020 season at Detroit.
- X According to Pro Football Focus, Mayfield was the highest-graded quarterback in the league in Week 15, earning a 91.1 overall grade.
- X Through 15 weeks, Mayfield ranked ninth in the NFL with a 94.7 passer rating.
- X In the Week 16 win over Jacksonville, completed 26-of-35 passes (74.3%) for 283 yards and two touchdowns to zero interceptions, earning a passer rating of 116.7.
- X Over Tampa Bay's four-game winning streak from Weeks 13-16, Mayfield completed 67-of-121 passes (62.8%) for 1,010 yards and nine touchdowns compared to one interception, good for a passer rating of 110.6. Mayfield's 110.6 rating across the four games is his sixth-highest mark across any four-game span over the course of his career.
- X Through 16 weeks, Mayfield had thrown 26 touchdowns compared to eight interceptions, making him the second player in franchise history to throw 25+ touchdown passes in their first season with Tampa Bay (also, Tom Brady).
- X Through 16 weeks, Mayfield was one of three quarterbacks with 25+ passing touchdowns and eight-or-fewer interceptions, along with Dallas' Dak Prescott and Denver's Russell Wilson.
- X Through 16 weeks, Mayfield ranked ninth in the NFL with a 96.2 passer rating, and was tied for sixth with 26 passing touchdowns.
- X In Week 17 vs. New Orleans, he completed 22-of-33 passes (66.7%) for 309 yards and two touchdowns with two interceptions to earn a 91.6 passer rating. It marked his 10th game with a passer rating of 90-or-higher in 2023,







joining Tom Brady as the only players in franchise history with 10-or-more such games in a single season.

- X In Week 17, Mayfield established new single-season career highs in passing yards (3,908) and passing touchdowns (28). His 28 touchdowns on the year surpassed Josh Freeman (27) and tied Jameis Winston (28 in 2016) for the fourth-most passing touchdowns in a single season in team history.
- X Through 17 weeks, Mayfield was tied for third in the NFL in passing touchdowns with 28.
- X In the Week 18 victory at Carolina, he completed 20-of-32 passes for 137 yards and no turnovers.
- X Mayfield finished the 2023 regular season with career highs in passing yards (4,044), passing touchdowns (28) and completion percentage (64.3%). He joined Tom Brady (2022) as the only quarterbacks in franchise history to record a season with 4,000+ passing yards, 25+ passing touchdowns and 10-or-fewer interceptions.
- X In the Wild Card round victory over Philadelphia, completed 22-of-36 passes (61.1%) for 337 yards, three touchdowns and zero interceptions to earn a 119.8 passer rating. He became the first quarterback in club history to throw for 300-or-more yards and three-or-more passing touchdowns in a postseason contest.
- X Mayfield's 119.8 passer rating in the Wild Card round against Philadelphia

was the second-highest mark in a postseason game in club history, trailing only Tom Brady's 125.8 mark in Super Bowl LV.

- X Mayfield's three passing touchdowns in the Wild Card round were tied for the most in a playoff game in club history, while his 337 passing yards were the third-most in a single game in club postseason history.
- X In the Divisional round contest at Detroit, completed 26-of-41 passes (61.4%) for 349 yards, three touchdowns and two interceptions to earn a passer rating of 94.5. His 349 passing yards represented the third-highest single-game total in Tampa Bay postseason history, with hsi three touchdowns ranking tied for the most by a Tampa Bay quarterback in club postseason history.
- X Mayfield's 106.3 passer rating across his two postseason games with Tampa Bay is the highest postseason passer rating by any player in franchise history.
- X Mayfield's six postseason touchdowns with Tampa Bay rank second-most in club history. His two postseason games with three-or-more passing touchdowns are tied with Tom Brady for the most such games in franchise history.

### COLLEGE:

- X Appeared in 48 career games between Texas Tech (2013) and the University of Oklahoma (2015-17), completing 1,026-of-1,497 passes (68.5%) for 14,607 yards and 131 touchdowns. Also added 404 carries for 1,083 yards and 21 rushing touchdowns.
- X Walked on at Texas Tech in 2013 as a true freshman and was named Big 12 Offensive Freshman of the Year.
- X Won the 2017 Heisman Trophy Award after completing 285-of-404 (70.5%) passes for 4,627 yards and 43 touchdowns for Oklahoma. Also contributed 97 rushing attempts for 311 yards and five rushing touchdowns.
- X Finished his collegiate career ranked second in FBS history in passing efficiency rating (175.4), third in yards



per attempt (9.7), tied for fourth in touchdown passes (131), fifth in total offense (15,690 yards) and seventh in passing yards (14,607).

- X Set an FBS record for consecutive games with multiple touchdown passes (27).

### PERSONAL:

- X Is married to Emily Mayfield.
- X Earned a degree in communications from Oklahoma.
- X His father, James, played football at the University of Houston

## MAYFIELD'S GAME-BY-GAME STATISTICS

| 2023              |      | PASSING    |            |             |              |            |           |           |            |               |              |
|-------------------|------|------------|------------|-------------|--------------|------------|-----------|-----------|------------|---------------|--------------|
| DATE              | OPP  | ATT        | CMP        | PCT         | YDS          | YDS/ATT    | TD        | INT       | LG         | SK-YDS        | RTG          |
| Sept. 10          | @MIN | 34         | 21         | 61.8        | 173          | 5.1        | 2         | 0         | 28t        | 1-4           | 94.4         |
| Sept. 17          | CHI  | 34         | 26         | 76.5        | 317          | 9.3        | 1         | 0         | 70         | 0-0           | 114.5        |
| Sept. 25          | PHI  | 25         | 15         | 60.0        | 146          | 5.8        | 1         | 1         | 24         | 2-13          | 73.1         |
| Oct. 1            | @NO  | 32         | 25         | 78.1        | 246          | 7.7        | 3         | 1         | 42         | 1-7           | 116.9        |
| Oct. 15           | DET  | 37         | 19         | 51.4        | 206          | 5.6        | 0         | 1         | 26         | 1-1           | 56.8         |
| Oct. 22           | ATL  | 42         | 27         | 64.3        | 275          | 6.6        | 1         | 1         | 40t        | 3-19          | 81.0         |
| Oct. 26           | @BUF | 42         | 25         | 59.5        | 237          | 5.6        | 2         | 0         | 31         | 3-13          | 91.1         |
| Nov. 5            | @HOU | 30         | 21         | 70.0        | 265          | 8.8        | 2         | 0         | 53         | 2-14          | 119.4        |
| Nov. 12           | TEN  | 29         | 18         | 62.1        | 278          | 9.6        | 2         | 1         | 43t        | 3-15          | 102.4        |
| Nov. 19           | @SF  | 45         | 29         | 64.4        | 246          | 5.5        | 1         | 1         | 41         | 4-25          | 76.7         |
| Nov. 26           | @IND | 30         | 20         | 66.7        | 199          | 6.6        | 2         | 1         | 24         | 6-26          | 93.6         |
| Dec. 3            | CAR  | 29         | 14         | 48.3        | 202          | 7.0        | 1         | 1         | 75t        | 1-8           | 68.5         |
| Dec. 10           | @ATL | 29         | 14         | 48.3        | 144          | 5.0        | 2         | 0         | 32         | 1-2           | 86.0         |
| Dec. 17           | @GB  | 28         | 22         | 78.6        | 381          | 13.6       | 4         | 0         | 52t        | 5-28          | 158.3        |
| Dec. 24           | JAC  | 35         | 26         | 74.3        | 283          | 8.0        | 2         | 0         | 25         | 2-18          | 116.7        |
| Dec. 31           | NO   | 33         | 22         | 66.7        | 309          | 9.4        | 2         | 2         | 54         | 2-17          | 91.6         |
| Jan. 7            | @CAR | 32         | 20         | 62.5        | 137          | 4.3        | 0         | 0         | 20         | 3-22          | 72.0         |
| <b>TOTALS</b>     |      | <b>566</b> | <b>364</b> | <b>64.3</b> | <b>4,044</b> | <b>7.1</b> | <b>28</b> | <b>10</b> | <b>75t</b> | <b>40-232</b> | <b>94.6</b>  |
| <b>POSTSEASON</b> |      |            |            |             |              |            |           |           |            |               |              |
| Jan. 15           | PHI  | 36         | 22         | 61.1        | 337          | 9.4        | 3         | 0         | 56t        | 4-30          | 119.8        |
| Jan. 21           | @DET | 41         | 26         | 63.4        | 349          | 8.5        | 3         | 2         | 29         | 4-30          | 94.5         |
| <b>TOTALS</b>     |      | <b>77</b>  | <b>48</b>  | <b>62.3</b> | <b>686</b>   | <b>8.9</b> | <b>6</b>  | <b>2</b>  | <b>56t</b> | <b>8-60</b>   | <b>106.3</b> |

## MAYFIELD'S CAREER STATISTICS

| Year              | Team      | Passing   |           |              |              |             |               |            |            | Yds       |            | RTG        |              |              |
|-------------------|-----------|-----------|-----------|--------------|--------------|-------------|---------------|------------|------------|-----------|------------|------------|--------------|--------------|
|                   |           | GP        | GS        | Att          | Cmp          | Pct         | Yds           | Y/A        | TD         | Int       | Lg         |            | Sk           | Lst          |
| 2018              | Cleveland | 14        | 13        | 486          | 310          | 63.8        | 3,725         | 7.7        | 27         | 14        | 71         | 25         | 173          | 93.7         |
| 2019              | Cleveland | 16        | 16        | 534          | 317          | 59.4        | 3,827         | 7.2        | 22         | 21        | 89t        | 40         | 285          | 78.8         |
| 2020              | Cleveland | 16        | 16        | 486          | 305          | 62.8        | 3,563         | 7.3        | 26         | 8         | 75t        | 26         | 162          | 95.9         |
| 2021              | Cleveland | 14        | 14        | 335          | 201          | 60.5        | 3,010         | 7.2        | 17         | 13        | 71t        | 43         | 269          | 83.1         |
| 2022              | Carolina  | 7         | 6         | 206          | 119          | 57.8        | 1,313         | 6.4        | 6          | 6         | 75t        | 19         | 126          | 74.4         |
| 2022              | L.A. Rams | 5         | 4         | 129          | 82           | 63.6        | 850           | 6.6        | 4          | 2         | 39         | 17         | 91           | 86.4         |
| 2022              | TOTAL     | 12        | 10        | 335          | 201          | 60.0        | 2,163         | 6.5        | 10         | 8         | 75t        | 36         | 217          | 79.0         |
| 2023              | Tampa Bay | 17        | 17        | 566          | 364          | 64.3        | 4,044         | 7.1        | 28         | 10        | 75t        | 40         | 232          | 94.6         |
| <b>NFL Totals</b> |           | <b>89</b> | <b>86</b> | <b>2,825</b> | <b>1,750</b> | <b>61.9</b> | <b>20,332</b> | <b>7.2</b> | <b>130</b> | <b>74</b> | <b>89t</b> | <b>210</b> | <b>1,338</b> | <b>88.1</b>  |
| Postseason        |           | Passing   |           |              |              |             |               |            |            | Yds       |            | RTG        |              |              |
| Year              | Team      | GP        | GS        | Att          | Cmp          | Pct         | Yds           | Y/A        | TD         | Int       | Lg         |            | Sk           | Lst          |
| 2020              | Cleveland | 2         | 2         | 71           | 44           | 62.0        | 467           | 6.6        | 4          | 1         | 40t        | 1          | 8            | 94.0         |
| 2023              | Tampa Bay | 2         | 2         | 77           | 48           | 62.3        | 686           | 8.5        | 6          | 2         | 56t        | 8          | 60           | 106.3        |
| <b>NFL Totals</b> |           | <b>4</b>  | <b>4</b>  | <b>148</b>   | <b>92</b>    | <b>62.2</b> | <b>1,153</b>  | <b>7.8</b> | <b>10</b>  | <b>3</b>  | <b>56t</b> | <b>9</b>   | <b>68</b>    | <b>100.4</b> |

### SINGLE-GAME HIGHS

- Pass Attempts:** 53, at N.Y. Jets, 12/27/20 (w/Cleveland)
- Pass Completions:** 30, vs. Kansas City, 11/4/18 (w/Cleveland)
- Completion Percentage:** 90.5, vs. Houston, 9/19/21 (w/Cleveland)
- Passing Yards:** 397, at Houston, 12/2/18 (w/Cleveland)
- Touchdowns:** 5, at Cincinnati, 10/25/20 (w/Cleveland)
- Quarterback Rating:** 158.3, at Green Bay, 12/17/23 (min. 14 attempts)
- Long Pass:** 89-yard touchdown, at N.Y. Jets, 9/16/19 (w/Cleveland)

# #27

## ZYON MCCOLLUM

**CORNERBACK**


**HT:** 6-2 **WT:** 199

**DOB:** 5/3/99

**NFL:** 3RD YEAR

**ACQ:** D5, 2022

**COLLEGE:** SAM HOUSTON STATE



FRONT OFFICE

VETERANS

2023 REVIEW

HISTORY

RECORDS

SIDELINES

### ACQUIRED BY BUCS:

- X Selected in the fifth round (157th overall) of the 2022 NFL Draft by the Buccaneers.

### 2023 HIGHLIGHTS:

- X Logged a team-high-tying 23 special teams snaps in the Week 1 victory at Minnesota, finishing with a team-high two special teams tackles.
- X Started at corner in the Week 2 victory over Chicago, playing all 53 defensive snaps and finishing with three tackles and one pass defended. According to Pro Football Focus, was Tampa Bay's third-highest graded defender.
- X Started at corner in Week 3 vs. Philadelphia and played all 78 defensive snaps. Finished with a then-career-high six tackles and one pass defended.
- X In the Week 4 victory at New Orleans, started at cornerback and played all 65 defensive snaps. Finished with four tackles and one pass defended.
- X Appeared on special teams and in a reserve capacity on defense, logging a team-high-tying 21 special teams snaps and two snaps defensively. Finished with one tackle.
- X In Week 7 vs. Atlanta, appeared on special teams and in a reserve capacity on defense, finishing with a team-high-tying 18 special teams snaps and nine defensive snaps. Recorded one tackle.
- X Played a team-high-tying 21 defensive snaps in Week 8 at Buffalo.
- X In Week 9 at Houston, played 62-of-72 defensive snaps and finished with six tackles and one pass defended.
- X Started at cornerback in the Week 10 victory over Tennessee, playing all 63 defensive snaps and finishing with five

tackles and one pass defended. Was targeted eight times, yield just three receptions for 28 yards.

- X In Week 11 at San Francisco, played 29-of-60 defensive snaps and finished with one tackle.
- X Started at cornerback and played 72-of-73 defensive snaps in Week 12 at Indianapolis, finishing with a then-career-high nine tackles (one for loss).
- X In the Week 13 victory over Carolina, started at cornerback and finished with four tackles.
- X Started at cornerback and played all 72 defensive snaps in the Week 14 victory over Atlanta, finishing with a then-career-high-tying nine tackles, a then-career-high two passes defended and his first career forced fumble.
- X In the Week 15 victory at Green Bay, started at cornerback and played all 60 defensive snaps, finishing with two tackles and one pass defended. Also added one special teams tackle.
- X Played 59-of-66 defensive snaps in the Week 16 win against Jacksonville, logging four tackles, one forced fumble and one pass defended. It marked his third consecutive game with a pass defended, tying the then-longest stretch of his career.
- X Started at cornerback in Week 17 vs. New Orleans, playing all 70 defensive snaps and finishing with seven tackles.
- X In the Week 18 victory at Carolina, appeared on special teams and in a reserve capacity on offense, playing 17-of-52 defensive snaps and logging two tackles. Contributed to a defense that recorded Tampa Bay's first shutout since Nov. 21, 2010 at San Francisco.



- X In the Wild Card round victory over Philadelphia, played both cornerback and safety and collected three tackles. Contributed to a defense that helped achieve the largest yardage differential in a postseason game in franchise history (+150).
- X In the Divisional round contest at Detroit, played 44-of-73 defensive snaps and logged six tackles.

### COLLEGE:

- X Played in 56 games, making 52 starts, over five seasons at Sam Houston State (2017-21), recording 145 tackles (10 for loss), 54 passes defended, 13 interceptions and six forced fumbles over his collegiate career.
- X Named third-team All-America by the Associated Press in his senior season in 2021, in addition to being named second-team All-America by Phil Steele and first-team All-WAC.
- X Invited to play in the Reese's Senior Bowl and the East West Shrine Bowl.
- X During his fifth and final season in 2021, McCollum produced 50 tackles, eight passes defended, three interceptions and one blocked kick.
- X Earned first-team All-Southland honors in his true senior season (2020/21), appearing in 10 games and recording 46 tackles, seven passes defended, two forced fumbles and one interception.
- X Received second-team All-Southland recognition in 2019, posting 23 tackles, 11 passes defended, three interceptions and two forced fumbles in nine games played.
- X Garnered first-team All-Southland honors in just his second season at Sam Houston State (2018), starting all

11 games and finishing the season with 44 tackles, 11 passes defended, three interceptions and two forced fumbles.

- X Played in 14 games as a true freshman, starting 10, intercepting three passes to become the first Sam Houston freshman with three-or-more picks in a season since 1973. McCollum added 42 tackles, a career-best 17 passes defended and 1.0 sack.

### PERSONAL:

- X Attended Ball High School (Galveston, Texas), where he was a team captain, team MVP and all-county performer. Ball High School is also the alma mater of Tampa Bay's all-time leading receiver, Mike Evans.
- X Has an identical twin brother, Tristin, who plays safety for the Philadelphia Eagles.




## MCCOLLUM'S GAME-BY-GAME STATISTICS

| 2023              |      | TACKLES   |           |           |          |            |            |          | INTERCEPTIONS |          |          |          |          | FUMBLES  |          |          | ST TACKLES |          |          |
|-------------------|------|-----------|-----------|-----------|----------|------------|------------|----------|---------------|----------|----------|----------|----------|----------|----------|----------|------------|----------|----------|
| DATE              | OPP  | T         | S         | A         | TFL      | SK         | YDS        | QH       | NO            | YDS      | LG       | TD       | PD       | FF       | FR       | YDS      | T          | S        | A        |
| Sept. 10          | @MIN | 0         | 0         | 0         | 0        | 0.0        | 0.0        | 0        | 0             | 0        | 0        | 0        | 0        | 0        | 0        | 0        | 2          | 2        | 0        |
| Sept. 17          | CHI  | 3         | 2         | 1         | 0        | 0.0        | 0.0        | 0        | 0             | 0        | 0        | 0        | 1        | 0        | 0        | 0        | 0          | 0        | 0        |
| Sept. 25          | PHI  | 6         | 4         | 2         | 0        | 0.0        | 0.0        | 0        | 0             | 0        | 0        | 0        | 1        | 0        | 0        | 0        | 0          | 0        | 0        |
| Oct. 1            | @NO  | 4         | 4         | 0         | 0        | 0.0        | 0.0        | 0        | 0             | 0        | 0        | 0        | 1        | 0        | 0        | 0        | 0          | 0        | 0        |
| Oct. 15           | DET  | 1         | 1         | 0         | 0        | 0.0        | 0.0        | 0        | 0             | 0        | 0        | 0        | 0        | 0        | 0        | 0        | 0          | 0        | 0        |
| Oct. 22           | ATL  | 1         | 0         | 1         | 0        | 0.0        | 0.0        | 0        | 0             | 0        | 0        | 0        | 0        | 0        | 0        | 0        | 0          | 0        | 0        |
| Oct. 26           | @BUF | 0         | 0         | 0         | 0        | 0.0        | 0.0        | 0        | 0             | 0        | 0        | 0        | 0        | 0        | 0        | 0        | 0          | 0        | 0        |
| Nov. 5            | @HOU | 6         | 5         | 1         | 0        | 0.0        | 0.0        | 0        | 0             | 0        | 0        | 0        | 1        | 0        | 0        | 0        | 0          | 0        | 0        |
| Nov. 12           | TEN  | 5         | 3         | 2         | 0        | 0.0        | 0.0        | 0        | 0             | 0        | 0        | 0        | 1        | 0        | 0        | 0        | 0          | 0        | 0        |
| Nov. 19           | @SF  | 1         | 1         | 0         | 0        | 0.0        | 0.0        | 0        | 0             | 0        | 0        | 0        | 0        | 0        | 0        | 0        | 0          | 0        | 0        |
| Nov. 26           | @IND | 9         | 6         | 3         | 1        | 0.0        | 0.0        | 0        | 0             | 0        | 0        | 0        | 0        | 0        | 0        | 0        | 0          | 0        | 0        |
| Dec. 3            | CAR  | 4         | 3         | 1         | 0        | 0.0        | 0.0        | 0        | 0             | 0        | 0        | 0        | 0        | 0        | 0        | 0        | 0          | 0        | 0        |
| Dec. 10           | @ATL | 9         | 6         | 3         | 0        | 0.0        | 0.0        | 0        | 0             | 0        | 0        | 0        | 2        | 1        | 0        | 0        | 0          | 0        | 0        |
| Dec. 17           | @GB  | 2         | 1         | 1         | 0        | 0.0        | 0.0        | 0        | 0             | 0        | 0        | 0        | 1        | 0        | 0        | 0        | 1          | 1        | 0        |
| Dec. 24           | JAC  | 4         | 2         | 2         | 0        | 0.0        | 0.0        | 0        | 0             | 0        | 0        | 0        | 1        | 1        | 0        | 0        | 0          | 0        | 0        |
| Dec. 31           | NO   | 7         | 5         | 2         | 0        | 0.0        | 0.0        | 0        | 0             | 0        | 0        | 0        | 0        | 0        | 0        | 0        | 0          | 0        | 0        |
| Jan. 7            | @CAR | 2         | 2         | 0         | 0        | 0.0        | 0.0        | 0        | 0             | 0        | 0        | 0        | 0        | 0        | 0        | 0        | 1          | 1        | 0        |
| <b>TOTALS</b>     |      | <b>64</b> | <b>45</b> | <b>19</b> | <b>0</b> | <b>0.0</b> | <b>0.0</b> | <b>0</b> | <b>0</b>      | <b>0</b> | <b>0</b> | <b>0</b> | <b>9</b> | <b>2</b> | <b>0</b> | <b>0</b> | <b>4</b>   | <b>4</b> | <b>0</b> |
| <b>POSTSEASON</b> |      |           |           |           |          |            |            |          |               |          |          |          |          |          |          |          |            |          |          |
| Jan. 15           | PHI  | 3         | 3         | 0         | 0        | 0.0        | 0.0        | 0        | 0             | 0        | 0        | 0        | 0        | 0        | 0        | 0        | 0          | 0        | 0        |
| Jan. 21           | @DET | 6         | 5         | 1         | 0        | 0.0        | 0.0        | 0        | 0             | 0        | 0        | 0        | 0        | 0        | 0        | 0        | 0          | 0        | 0        |
| <b>TOTALS</b>     |      | <b>9</b>  | <b>8</b>  | <b>1</b>  | <b>0</b> | <b>0.0</b> | <b>0.0</b> | <b>0</b> | <b>0</b>      | <b>0</b> | <b>0</b> | <b>0</b> | <b>0</b> | <b>0</b> | <b>0</b> | <b>0</b> | <b>0</b>   | <b>0</b> | <b>0</b> |

## MCCOLLUM'S CAREER STATISTICS

| Year              | Team      | Tackles   |           |           |           |           |            |            | INT      |          |          |          |           | Fumbles  |          |          | ST Tackles |           |          |
|-------------------|-----------|-----------|-----------|-----------|-----------|-----------|------------|------------|----------|----------|----------|----------|-----------|----------|----------|----------|------------|-----------|----------|
|                   |           | GP        | GS        | T         | S         | A         | Sk         | Yds        | No       | Yds      | Lg       | TD       | PD        | FF       | FR       | Yds      | T          | S         | A        |
| 2022              | Tampa Bay | 13        | 3         | 17        | 12        | 5         | 0.0        | 0          | 0        | 0        | 0        | 0        | 1         | 0        | 0        | 0        | 7          | 6         | 1        |
| 2023              | Tampa Bay | 17        | 9         | 64        | 45        | 19        | 0.0        | 0          | 0        | 0        | 0        | 0        | 9         | 2        | 0        | 0        | 3          | 3         | 0        |
| <b>NFL Totals</b> |           | <b>30</b> | <b>12</b> | <b>81</b> | <b>57</b> | <b>24</b> | <b>0.0</b> | <b>0</b>   | <b>0</b> | <b>0</b> | <b>0</b> | <b>0</b> | <b>10</b> | <b>2</b> | <b>0</b> | <b>0</b> | <b>11</b>  | <b>10</b> | <b>1</b> |
| <b>Playoffs</b>   |           |           |           |           |           |           |            |            |          |          |          |          |           |          |          |          |            |           |          |
| Year              | Team      | Tackles   |           |           |           |           |            |            | INT      |          |          |          |           | Fumbles  |          |          | ST Tackles |           |          |
|                   |           | GP        | GS        | T         | S         | A         | Sk         | Yds        | No       | Yds      | Lg       | TD       | PD        | FF       | FR       | Yds      | T          | S         | A        |
| 2022              | Tampa Bay | 1         | 0         | 0         | 0         | 0         | 0.0        | 0.0        | 0        | 0        | 0        | 0        | 0         | 0        | 0        | 0        | 1          | 1         | 0        |
| 2023              | Tampa Bay | 2         | 0         | 9         | 8         | 1         | 0.0        | 0.0        | 0        | 0        | 0        | 0        | 0         | 0        | 0        | 0        | 0          | 0         | 0        |
| <b>Postseason</b> |           | <b>3</b>  | <b>0</b>  | <b>9</b>  | <b>8</b>  | <b>1</b>  | <b>0.0</b> | <b>0.0</b> | <b>0</b> | <b>0</b> | <b>0</b> | <b>0</b> | <b>0</b>  | <b>0</b> | <b>0</b> | <b>0</b> | <b>1</b>   | <b>1</b>  | <b>0</b> |

#4

**CHASE MCLAUGHLIN****KICKER****HT:** 6-0 **WT:** 190**DOB:** 4/9/96**NFL:** 6TH YEAR**ACQ:** UFA (IND)-'23**COLLEGE:** ILLINOIS**ACQUIRED BY BUCS:**

- X Signed by the Buccaneers as an unrestricted free agent on March 30, 2023.

**AWARDS & ACCOLADES:**

- X 1x AFC Special Teams Player of the Week (Week 5, 2022).
- X Pro Football Focus First-Team All-Pro (2023)

**CAREER HIGHLIGHTS:**

- X Has appeared in 64 career games between the Los Angeles Chargers, San Francisco 49ers, Indianapolis Colts, Jacksonville Jaguars, New York Jets, Cleveland Browns and Tampa Bay Buccaneers. In his career, has converted 96-of-116 (82.8%) field goal tries and 121-of-123 (98.4%) extra point attempts for a total of 409 kicking points.
- X Has appeared in two career playoff games, converting 4-of-5 (80%) field goal tries and 5-of-5 (100%) extra points for a total of 17 kicking points.
- X Has successfully converted 24-of-29 (82.8%) attempts from 50-or-more yards, the second-highest success rate in NFL history among players with at least 20 attempts.
- X Established a new Buccaneers single-season franchise record for field goal percentage (93.5%), converting 29-of-31 field goal opportunities in 2023.

**2023 HIGHLIGHTS:**

- X In the Week 1 victory at Minnesota, McLaughlin matched his career long by connecting on a 57-yard go-ahead field goal with 5:10 remaining in the game. He finished 4-for-4 on kicks, going 2-for-2 on field goals (36, 57) and 2-for-2 on extra points.

- X His 57-yard field goal in Week 1 was tied for the fifth-longest field goal made in franchise history.
- X In the Week 2 victory over Chicago, went 2-for-3 on field goals - converting from 25 and 26 yards out - while adding three extra points for a total of nine kicking points.
- X In Week 3 vs. Philadelphia, converted on 33-yard field goal attempt for his only kick of the night.
- X In the Week 4 victory at New Orleans, made all four kicks (2 FG, 2 PAT) for a total of 8 kicking points. Connected on field goal attempts from 28 and 51 yards.
- X Converted both field goal tries in Week 6 vs. Detroit, connecting from 33 and 36 yards out.
- X In Week 7 vs. Atlanta, went 2-for-2 on field goal tries, connecting on attempts from 24 and 36 yards out. His 36-yard attempt was a game-tying kick with 45 seconds remaining in the fourth quarter.
- X In Week 8 at Buffalo, converted 1-of-2 field goal tries and went 1-for-1 on extra points. His made field goal came from 57 yards out, matching his then-career-high.
- X Recorded a then-season-high 13 kicking points in Week 9 at Houston, going 3-for-3 on field goal tries and 4-for-4 on extra point attempts. His made field goals came from 35, 49 and 55 yards out.



- X In the Week 10 victory over Tennessee, went 2-for-2 on field goal tries, and 2-for-2 on extra point attempts for a total of eight kicking points. McLaughlin connected on field goal tries from 25 and 35 yards out.
- X Went 2-for-2 on extra points in Week 11 at San Francisco. Did not attempt a field goal.
- X In Week 12 at Indianapolis, went 4-for-4 on kicks, going 2-for-2 on field goals and 2-for-2 on extra points. His converted field goals came from 21 and 24 yards out.
- X In the Week 13 victory over Carolina, converted all three extra point attempts for a total of three kicking points.
- X In the Week 14 victory over Atlanta, went 5-for-5 on kicks, including 2-for-2 on field goal tries and 3-for-3 on extra point attempts. The field goal makes came from 38 and 55 yards out.
- X In the Week 15 victory at Green Bay, converted both field goal attempts (39 and 46 yards) and added four extra points for a total of 10 kicking points.
- X In the Week 16 win over Jacksonville, went 6-for-6 on kicks, including 3-of-3 on field goal tries, with makes coming from 24, 31, and 51 yards out. McLaughlin's three made field goals extended his streak of consecutive made field goals to 15 straight.
- X Went 1-for-1 on his lone extra point attempt in Week 17 vs. New Orleans.
- X In the Week 18 victory at Carolina, converted all three field goals he attempted, including matching his career long with a 57-yarder.
- X McLaughlin finished the 2023 regular season with a Tampa Bay franchise record 93.5% field goal success rate (29-for-31), including making his last 18 field goals.
- X In the Wild Card round victory over Philadelphia, went 3-for-3 on field goal tries, converting on attempts from 28, 54 and 48 yards out. His 54-yard field goal marked a new club record for the longest made field goal in a playoff game.
- X McLaughlin's three made field goals in the Wild Card round were tied for the

second-most in a playoff game in team history.


- X In the Divisional round contest at Detroit, converted 1-of-2 (50%) field goals and 2-of-2 (100%) point after tries for a total of five kicking points.

### COLLEGE:

- X Appeared in 33 games across three seasons at the University of Illinois (2016-18), converting 44-of-59 (74.6%) field goal tries and 79-of-79 (100%) extra point attempts after walking onto the team as a freshman in 2014.
- X As a senior, he led the Big Ten in field goals per game
- X In 2018, won the Bakken-Andersen Big Ten Kicker of the Year award and was voted first-team All-Big Ten

### PERSONAL:

- X Attended Cypress Woods High School (Cypress, Texas) where he lettered in football and soccer.
- X Majored in mechanical engineering at Illinois.
- X Parents are Dan and Tammy McLaughlin
- X Has one brother.





## MCLAUGHLIN'S GAME-BY-GAME STATISTICS

### 2023

| DATE          | OPP  | FG        | FGA       | PCT         | SCORING   |          |           |           |              |          |            |
|---------------|------|-----------|-----------|-------------|-----------|----------|-----------|-----------|--------------|----------|------------|
|               |      |           |           |             | LG        | BLK      | XP        | XPA       | PCT          | BLK      | PTS        |
| Sept. 10      | @MIN | 2         | 2         | 100.0       | 57        | 0        | 2         | 2         | 100.0        | 0        | 8          |
| Sept. 17      | CHI  | 2         | 3         | 66.7        | 26        | 1        | 3         | 3         | 100.0        | 0        | 9          |
| Sept. 25      | PHI  | 1         | 1         | 100.0       | 33        | 0        | 0         | 0         | -            | 0        | 3          |
| Oct. 1        | @DET | 2         | 2         | 100.0       | 51        | 0        | 2         | 2         | 100.0        | 0        | 8          |
| Oct. 15       | DET  | 2         | 2         | 100.0       | 36        | 0        | 0         | 0         | -            | 0        | 6          |
| Oct. 22       | ATL  | 2         | 2         | 100.0       | 36        | 0        | 1         | 1         | 100.0        | 0        | 7          |
| Oct. 26       | @BUF | 1         | 2         | 50.0        | 57        | 1        | 1         | 1         | 100.0        | 0        | 4          |
| Nov. 5        | @HOU | 3         | 3         | 100.0       | 55        | 0        | 4         | 4         | 100.0        | 0        | 13         |
| Nov. 12       | TEN  | 2         | 2         | 100.0       | 35        | 0        | 2         | 2         | 100.0        | 0        | 8          |
| Nov. 19       | @SF  | 0         | 0         | -           | 0         | 0        | 2         | 2         | 100.0        | 0        | 2          |
| Nov. 26       | @IND | 2         | 2         | 100.0       | 24        | 0        | 2         | 2         | 100.0        | 0        | 8          |
| Dec. 3        | CAR  | 0         | 0         | -           | 0         | 0        | 3         | 3         | 100.0        | 0        | 3          |
| Dec. 10       | @ATL | 2         | 2         | 100.0       | 55        | 0        | 3         | 3         | 100.0        | 0        | 9          |
| Dec. 17       | @GB  | 2         | 2         | 100.0       | 46        | 0        | 4         | 4         | 100.0        | 0        | 10         |
| Dec. 24       | JAC  | 3         | 3         | 100.0       | 51        | 0        | 3         | 3         | 100.0        | 0        | 12         |
| Dec. 31       | NO   | 0         | 0         | -           | 0         | 0        | 1         | 1         | 100.0        | 0        | 1          |
| Jan. 7        | @CAR | 3         | 3         | 100.0       | 57        | 0        | -         | -         | 100.0        | 0        | 9          |
| <b>TOTALS</b> |      | <b>29</b> | <b>31</b> | <b>93.5</b> | <b>57</b> | <b>2</b> | <b>33</b> | <b>33</b> | <b>100.0</b> | <b>0</b> | <b>120</b> |

### POSTSEASON

|               |      |          |          |             |           |          |          |          |              |          |           |
|---------------|------|----------|----------|-------------|-----------|----------|----------|----------|--------------|----------|-----------|
| Jan. 15       | PHI  | 3        | 3        | 100.0       | 54        | 0        | 3        | 3        | 100.0        | 0        | 12        |
| Jan. 21       | @DET | 1        | 2        | 50.0        | 43        | 0        | 2        | 2        | 100.0        | 0        | 5         |
| <b>TOTALS</b> |      | <b>4</b> | <b>5</b> | <b>80.0</b> | <b>54</b> | <b>0</b> | <b>5</b> | <b>5</b> | <b>100.0</b> | <b>0</b> | <b>17</b> |

## MCLAUGHLIN'S CAREER STATISTICS

| Year              | Team          | GP        | FG        | FGA        | SCORING     |           |          |            |            |              |          |            |
|-------------------|---------------|-----------|-----------|------------|-------------|-----------|----------|------------|------------|--------------|----------|------------|
|                   |               |           |           |            | Pct         | Lg        | Blk      | XP         | XPA        | Pct          | Blk      | Pts        |
| 2019              | L.A. Chargers | 4         | 6         | 9          | 66.7        | 50        | 0        | 7          | 7          | 100.0        | 0        | 25         |
| 2019              | San Francisco | 3         | 7         | 8          | 87.5        | 48        | 0        | 8          | 8          | 100.0        | 0        | 29         |
| 2019              | Indianapolis  | 4         | 5         | 6          | 83.3        | 50        | 0        | 11         | 11         | 100.0        | 0        | 26         |
| 2019              | <b>TOTAL</b>  | <b>11</b> | <b>18</b> | <b>23</b>  | <b>78.3</b> | <b>50</b> | <b>0</b> | <b>26</b>  | <b>26</b>  | <b>100.0</b> | <b>0</b> | <b>80</b>  |
| 2020              | Jacksonville  | 3         | 4         | 5          | 80.0        | 52        | 0        | 3          | 4          | 75.0         | 0        | 15         |
| 2020              | N.Y. Jets     | 1         | -         | -          | -           | -         | 0        | 2          | 2          | 100.0        | 0        | 2          |
| 2020              | <b>TOTAL</b>  | <b>4</b>  | <b>4</b>  | <b>5</b>   | <b>80.0</b> | <b>52</b> | <b>0</b> | <b>5</b>   | <b>6</b>   | <b>83.3</b>  | <b>0</b> | <b>17</b>  |
| 2021              | Cleveland     | 16        | 15        | 21         | 71.4        | 57        | 0        | 36         | 37         | 97.3         | 0        | 81         |
| 2022              | Indianapolis  | 16        | 30        | 36         | 83.3        | 54        | 0        | 21         | 21         | 100.0        | 0        | 111        |
| 2023              | Tampa Bay     | 17        | 29        | 31         | 93.5        | 57        | 2        | 33         | 33         | 100.0        | 0        | 120        |
| <b>NFL Totals</b> |               | <b>64</b> | <b>96</b> | <b>116</b> | <b>82.8</b> | <b>57</b> | <b>2</b> | <b>121</b> | <b>124</b> | <b>98.4</b>  | <b>0</b> | <b>409</b> |

### POSTSEASON

|                   |           |          |          |          |             |           |          |          |          |              |          |           |
|-------------------|-----------|----------|----------|----------|-------------|-----------|----------|----------|----------|--------------|----------|-----------|
| 2023              | Tampa Bay | 2        | 4        | 5        | 80.0        | 54        | 0        | 5        | 5        | 100.0        | 0        | 17        |
| <b>NFL Totals</b> |           | <b>2</b> | <b>4</b> | <b>5</b> | <b>80.0</b> | <b>54</b> | <b>0</b> | <b>5</b> | <b>5</b> | <b>100.0</b> | <b>0</b> | <b>17</b> |

### FIELD GOALS

| Year              | Team          | 1-19       |              | 20-29        |              | 30-39        |              | 40-49        |              | 50+          |              |
|-------------------|---------------|------------|--------------|--------------|--------------|--------------|--------------|--------------|--------------|--------------|--------------|
|                   |               | Pct.       | Pct.         | Pct.         | Pct.         | Pct.         | Pct.         | Pct.         | Pct.         |              |              |
| 2019              | L.A. Chargers | 0/0        | -            | 2/2          | 100.0        | 2/2          | 100.0        | 1/4          | 25.0         | 1/1          | 100.0        |
| 2019              | San Francisco | 0/0        | -            | 2/2          | 100.0        | 1/1          | 100.0        | 4/5          | 80.0         | 0/0          | -            |
| 2019              | Indianapolis  | 1/1        | 100.0        | 1/1          | 100.0        | 1/1          | 100.0        | 0/1          | 0.0          | 2/2          | 100.0        |
| 2019              | <b>TOTAL</b>  | <b>1/1</b> | <b>100.0</b> | <b>5/5</b>   | <b>100.0</b> | <b>4/4</b>   | <b>100.0</b> | <b>5/10</b>  | <b>50.0</b>  | <b>3/3</b>   | <b>100.0</b> |
| 2020              | Jacksonville  | 0/0        | -            | 1/1          | 100.0        | 1/1          | 100.0        | 1/1          | 100.0        | 4/5          | 80.0         |
| 2020              | N.Y. Jets     | 0/0        | -            | 0/0          | -            | 0/0          | -            | 0/0          | -            | 0/0          | -            |
| 2020              | <b>TOTAL</b>  | <b>0/0</b> | <b>-</b>     | <b>1/1</b>   | <b>100.0</b> | <b>1/1</b>   | <b>100.0</b> | <b>1/1</b>   | <b>100.0</b> | <b>1/2</b>   | <b>50.0</b>  |
| 2021              | Cleveland     | 0/0        | -            | 3/3          | 100.0        | 4/4          | 100.0        | 4/10         | 40.0         | 4/4          | 100.0        |
| 2022              | Indianapolis  | 0/0        | -            | 7/7          | 100.0        | 5/6          | 83.3         | 9/11         | 81.8         | 9/12         | 75.0         |
| 2023              | Tampa Bay     | 0/0        | -            | 8/8          | 100.0        | 12/12        | 100.0        | 2/3          | 66.7         | 6/7          | 85.7         |
| <b>NFL Totals</b> |               | <b>1/1</b> | <b>100.0</b> | <b>24/24</b> | <b>100.0</b> | <b>26/27</b> | <b>96.3</b>  | <b>21/35</b> | <b>60.0</b>  | <b>24/29</b> | <b>82.8</b>  |

### POSTSEASON

|                   |           |            |          |            |              |            |          |            |              |            |             |
|-------------------|-----------|------------|----------|------------|--------------|------------|----------|------------|--------------|------------|-------------|
| 2023              | Tampa Bay | 0/0        | -        | 1/1        | 100.0        | 0/0        | -        | 2/2        | 100.0        | 1/2        | 50.0        |
| <b>NFL Totals</b> |           | <b>0/0</b> | <b>-</b> | <b>1/1</b> | <b>100.0</b> | <b>0/0</b> | <b>-</b> | <b>2/2</b> | <b>100.0</b> | <b>1/2</b> | <b>50.0</b> |

# #26

## KAEVON MERRIWEATHER

### SAFETY

HT: 6-0 WT: 212

DOB: 12/20/99

NFL: 2ND YEAR

ACQ: FA, 2023

COLLEGE: IOWA



### ACQUIRED BY BUCS:

- X Signed by Tampa Bay as a college free agent on May 12, 2023.

### 2023 HIGHLIGHTS:

- X Made his NFL debut in the Week 1 victory at Minnesota, logging 20 special teams snaps and recording one special teams tackle.
- X In the Week 2 victory over Chicago, logged 17 special teams snaps.
- X Appeared on special teams in Week 3 vs. Philadelphia, logging 14 special teams snaps.
- X Played 18 special teams snaps in the Week 4 victory at New Orleans, finishing with one special teams tackle.
- X In Week 6 vs. Detroit, played 16 special teams snaps and logged one special teams tackle.
- X Appeared on 12 special teams snaps in Week 7 vs. Atlanta.
- X Was inactive for Week 8 at Buffalo.
- X Appeared on special teams in Week 9 at Houston, logging 21 special teams snaps.
- X In the Week 10 victory over Tennessee, played a team-high-tying 19 special teams snaps and finished with one special teams tackle.
- X Made his first career start in Week 11 at San Francisco, starting at safety and playing 34-of-60 defensive snaps. He finished with four tackles, marking the first defensive tackles for his career. Also added one special teams tackle.
- X Played a team-high-tying 23 special teams snaps in Week 12 at Indianapolis.
- X In the Week 13 victory over Carolina, played 35-of-72 defensive snaps and a team-high-tying 26 special teams

snaps. Finished with one special teams tackle.

- X In the Week 14 victory over Atlanta, appeared on special teams and in a reserve capacity on defense, logging 20 special teams snaps and 28 defensive snaps. Finished with one tackle and one pass defended.
- X Started at safety in the Week 15 victory at Green Bay, playing 17-of-60 defensive snaps and finishing with three tackles.
- X In the Week 16 win over Jacksonville, appeared on special teams and in a reserve capacity on defense, finishing with two tackles.
- X Appeared on special teams and in a reserve capacity on defense in Week 17 vs. New Orleans, finishing with three defensive tackles and one special teams tackle.
- X Appeared on special teams and in a reserve capacity on defense in the Week 18 victory at Carolina, logging one tackle. Contributed to a defense that recorded Tampa Bay's first shutout since Nov. 21, 2010 at San Francisco.
- X In the Wild Card round victory over Philadelphia, appeared on special teams and in a reserve capacity on defense. Contributed to a defense that helped produce the largest yardage differential in a postseason game in franchise history (+150).
- X Appeared on special teams and in a reserve capacity on defense in the Divisional round contest at Detroit. Recorded one special teams tackle.

### COLLEGE:

- X Appeared in 45 games across five seasons (2018-2022) at Iowa

FRONT OFFICE

VETERANS

2023 REVIEW

HISTORY

RECORDS

SIDELINES

University, tallying 118 tackles, eight pass defended, and four interceptions.

- X Started all 12 games his redshirt senior season (2022) amassing 47 tackles, three passes defended, and three interceptions.
- X Started all 14 games his redshirt junior season (2021) amassing 42 tackles, four passes defended, and one interception.
- X Appeared in all nine games with five starts his redshirt sophomore year (2020), recorded 23 tackles and one pass defended.
- X Redshirted his sophomore year (2019) after seeing action in just two games, amassing five tackles.

X Played in nine games his freshman year (2018), totaling one tackle.

### PERSONAL:

- X Attended Belleville High School (Belleville, Mich.).
- X Earned second-team all-conference honors and was Defensive Player of the Year as a junior.
- X Also competed in basketball and track as a prep.

## MERRIWEATHER'S GAME-BY-GAME STATISTICS

| 2023              |      | TACKLES   |          |          |          |            |            |          | INTERCEPTIONS |          |          |          |          | FUMBLES  |          |          | ST TACKLES |          |          |
|-------------------|------|-----------|----------|----------|----------|------------|------------|----------|---------------|----------|----------|----------|----------|----------|----------|----------|------------|----------|----------|
| DATE              | OPP  | T         | S        | A        | TFL      | SK         | YDS        | QH       | NO            | YDS      | LG       | TD       | PD       | FF       | FR       | YDS      | T          | S        | A        |
| Sept. 10          | @MIN | 0         | 0        | 0        | 0        | 0.0        | 0.0        | 0        | 0             | 0        | 0        | 0        | 0        | 0        | 0        | 0        | 1          | 1        | 0        |
| Sept. 17          | CHI  | 0         | 0        | 0        | 0        | 0.0        | 0.0        | 0        | 0             | 0        | 0        | 0        | 0        | 0        | 0        | 0        | 0          | 0        | 0        |
| Sept. 25          | PHI  | 0         | 0        | 0        | 0        | 0.0        | 0.0        | 0        | 0             | 0        | 0        | 0        | 0        | 0        | 0        | 0        | 0          | 0        | 0        |
| Oct. 1            | @NO  | 0         | 0        | 0        | 0        | 0.0        | 0.0        | 0        | 0             | 0        | 0        | 0        | 0        | 0        | 0        | 0        | 1          | 1        | 0        |
| Oct. 15           | DET  | 0         | 0        | 0        | 0        | 0.0        | 0.0        | 0        | 0             | 0        | 0        | 0        | 0        | 0        | 0        | 0        | 1          | 1        | 0        |
| Oct. 22           | ATL  | 0         | 0        | 0        | 0        | 0.0        | 0.0        | 0        | 0             | 0        | 0        | 0        | 0        | 0        | 0        | 0        | 0          | 0        | 0        |
| Oct. 26           | @BUF | Inactive  |          |          |          |            |            |          |               |          |          |          |          |          |          |          |            |          |          |
| Nov. 5            | @HOU | 0         | 0        | 0        | 0        | 0.0        | 0.0        | 0        | 0             | 0        | 0        | 0        | 0        | 0        | 0        | 0        | 0          | 0        | 0        |
| Nov. 12           | TEN  | 0         | 0        | 0        | 0        | 0.0        | 0.0        | 0        | 0             | 0        | 0        | 0        | 0        | 0        | 0        | 0        | 1          | 1        | 0        |
| Nov. 19           | @SF  | 4         | 2        | 2        | 0        | 0.0        | 0.0        | 0        | 0             | 0        | 0        | 0        | 0        | 0        | 0        | 0        | 1          | 0        | 1        |
| Nov. 26           | @IND | 0         | 0        | 0        | 0        | 0.0        | 0.0        | 0        | 0             | 0        | 0        | 0        | 0        | 0        | 0        | 0        | 0          | 0        | 0        |
| Dec. 3            | CAR  | 0         | 0        | 0        | 0        | 0.0        | 0.0        | 0        | 0             | 0        | 0        | 0        | 0        | 0        | 0        | 0        | 1          | 1        | 0        |
| Dec. 10           | @ATL | 1         | 0        | 1        | 0        | 0.0        | 0.0        | 0        | 0             | 0        | 0        | 0        | 1        | 0        | 0        | 0        | 0          | 0        | 0        |
| Dec. 17           | @GB  | 3         | 1        | 2        | 0        | 0.0        | 0.0        | 0        | 0             | 0        | 0        | 0        | 0        | 0        | 0        | 0        | 0          | 0        | 0        |
| Dec. 24           | JAC  | 2         | 2        | 0        | 0        | 0.0        | 0.0        | 0        | 0             | 0        | 0        | 0        | 0        | 0        | 0        | 0        | 0          | 0        | 0        |
| Dec. 31           | NO   | 3         | 2        | 1        | 0        | 0.0        | 0.0        | 0        | 0             | 0        | 0        | 0        | 0        | 0        | 0        | 0        | 1          | 1        | 0        |
| Jan. 7            | @CAR | 1         | 0        | 1        | 0        | 0.0        | 0.0        | 0        | 0             | 0        | 0        | 0        | 0        | 0        | 0        | 0        | 0          | 0        | 0        |
| <b>TOTALS</b>     |      | <b>11</b> | <b>5</b> | <b>6</b> | <b>0</b> | <b>0.0</b> | <b>0.0</b> | <b>0</b> | <b>0</b>      | <b>0</b> | <b>0</b> | <b>0</b> | <b>1</b> | <b>0</b> | <b>0</b> | <b>0</b> | <b>7</b>   | <b>6</b> | <b>1</b> |
| <b>POSTSEASON</b> |      |           |          |          |          |            |            |          |               |          |          |          |          |          |          |          |            |          |          |
| Jan. 15           | PHI  | 0         | 0        | 0        | 0        | 0.0        | 0.0        | 0        | 0             | 0        | 0        | 0        | 0        | 0        | 0        | 0        | 0          | 0        | 0        |
| Jan. 21           | @DET | 0         | 0        | 0        | 0        | 0.0        | 0.0        | 0        | 0             | 0        | 0        | 0        | 0        | 0        | 0        | 0        | 1          | 1        | 0        |
| <b>TOTALS</b>     |      | <b>0</b>  | <b>0</b> | <b>0</b> | <b>0</b> | <b>0.0</b> | <b>0.0</b> | <b>0</b> | <b>0</b>      | <b>0</b> | <b>0</b> | <b>0</b> | <b>0</b> | <b>0</b> | <b>0</b> | <b>0</b> | <b>1</b>   | <b>1</b> | <b>0</b> |

# #98

## ANTHONY NELSON

OUTSIDE LINEBACKER

HT: 6-7 WT: 271

DOB: 3/4/97

NFL: 6TH YEAR

ACQ: D4, 2019

COLLEGE: IOWA



FRONT OFFICE

VETERANS

2023 REVIEW

HISTORY

RECORDS

SIDELINES

### ACQUIRED BY BUCS:

- X Selected in the fourth round (107th overall) of the 2019 NFL Draft by the Buccaneers.

### AWARDS & ACCOLADES:

- X Super Bowl LV Champion.

### CAREER HIGHLIGHTS:

- X Has played in 75 regular season games, with 12 starts, recording 124 tackles (20 for loss), 29 quarterback hits, 14.5 sacks, four passes defended, four forced fumbles and two fumble recoveries. Also has nine career special teams tackles.
- X Has played in nine career postseason games, making one start, and recording eight tackles (one for loss), one sack and five quarterback hits. Also tallied two special teams tackles.
- X Tampa Bay's 2020 defense led the league in rushing yards allowed per game (80.6) and yards allowed per rush (3.60), while ranking sixth in yards allowed per play (5.12), sixth in yards allowed per game (327.1), ranking tied for second in tackles for loss (91), tied for fourth in sacks (48.0) and tied for fifth in takeaways (25).
- X Notched first career sack at Detroit (12/27/20).
- X Tallied first career forced fumble and pass defended at Carolina (9/12/19).
- X Made first career start at Los Angeles Rams (9/29/19).
- X Made NFL debut in a reserve role vs. San Francisco (9/8/19).

### 2023 HIGHLIGHTS:

- X Recorded three tackles (one for loss), three quarterback hits and 1.0 sack in the Week 1 victory at Minnesota.
- X Appeared in a reserve capacity in the Week 2 victory over Chicago, logging 24


defensive snaps and six special teams snaps.

- X Was one of just 10 players in Week 1 to record at least 1.0 sack, multiple tackles, and three-or-more quarterback hits.
- X Played 33-of-78 defensive snaps in Week 3 vs. Philadelphia, finishing with four tackles.
- X In the Week 4 victory at New Orleans, played 21-of-65 defensive snaps and finished with one tackle.
- X Was inactive for Week 6 vs. Detroit.
- X In Week 7 vs. Atlanta, played 19-of-65 defensive snaps.
- X In Week 8 at Buffalo, played 25-of-69 defensive snaps and finished with four tackles (two for loss), 1.0 sack and one quarterback hit. It marked Nelson's first sack of the season.
- X Played 24-of-72 defensive snaps in Week 9 at Houston, finishing with one tackle.
- X In the Week 10 victory over Tennessee, played 23 offensive snaps and finished with three tackles.
- X Played 23-of-60 defensive snaps in Week 11 at San Francisco, logging two tackles and one quarterback hit. Also added one special teams tackle.
- X According to Pro Football Focus, was Tampa Bay's highest-graded defender in Week 11, earning a 79.0 grade.
- X Played 32-of-73 defensive snaps in Week 12 at Indianapolis, finishing with two tackles. Also appeared on special teams.
- X In the Week 13 victory over Carolina, played 24-of-72 defensive snaps and finished with three tackles (one for loss). Also added one special teams tackle.
- X Played 26-of-72 defensive snaps in the Week 14 victory over Atlanta, logging four tackles.

- X In the Week 15 victory at Green Bay, played 28-of-60 defensive snaps, logging four tackles (two for loss), one quarterback hit and 1.0 sacks.
- X Appeared in a reserve capacity in the Week 16 win over Jacksonville, playing 30-of-66 defensive snaps.
- X In Week 17 vs. New Orleans, played 32-of-70 defensive snaps and recorded four tackles (one for loss) and one pass defensed.
- X In the Week 18 victory at Carolina, played 20-of-52 defensive snaps and recorded two tackles. Contributed to a defense that recorded Tampa Bay's first shutout since Nov. 21, 2010 at San Francisco.
- X In the Wild Card round victory over Philadelphia, logged one tackle and one quarterback hit. Wrapped up Jalen Hurts in the end zone and was bringing him down for a sack before Hurts threw the ball away, receiving an intentional grounding penalty which resulted in a safety.
- X Appeared on special teams and in a reserve capacity on defense in the Divisional round contest at Detroit. Logged a team-lead-tying 24 special teams snaps.

### COLLEGE:

- X Played in 37 games at Iowa (2015-18), totaling 119 tackles (31 for loss), 23.0 sacks, seven passes defensed, four forced fumbles and one fumble recovery, which was recovered in the end zone for a touchdown.
- X Three-time Academic All-Big Ten selection
- X Posted 9.5 sacks as a redshirt junior (2018), tied for the second-most in the Big Ten and tied for the 17th-most in the FBS, while adding 45 tackles (13.5 for loss).



- X Named second-team All-Big-Ten by the league's media, while earning third-team honors from Phil Steele and the league's coaches.
- X In 2017, as a redshirt sophomore (2017), recorded 41 tackles (9.5 for loss), 7.5 sacks, four passes defensed, two forced fumbles and a blocked field goal, earning third-team All-Big Ten honors from the league's media and honorable mention from the league's coaches.
- X Played in all 13 games as a redshirt freshman (2016), registering 33 tackles (eight for loss), 7.0 sacks, two forced fumbles and a pass defensed.
- X Redshirted in 2015.

### PERSONAL/COMMUNITY:

- X Attended Waukee High School (Urbandale, Iowa), where he earned Class 4A Western Iowa Defensive Player of the Year as a senior was named to the Des Moines Register Elite all-state team as a senior and first-team all-state by Iowa Newspaper.
- X Married to Jordyn.
- X Son of Christy and Jeff Nelson.
- X Father, Jeff, played football at Iowa.
- X In 2020, supported Special Olympics as part of the NFL's My Cause, My Cleats initiative.
- X In June 2019, rookies participated in Tampa's Police Department Citizen's Academy and visited MacDill's Air Force Base.
- X Nelson participated in the Linebackers Light Up the Holidays event as part of the 2019 holiday season, helping surprise a group of children with a shopping spree at Target.

# NELSON'S GAME-BY-GAME STATISTICS

**2023**

| DATE          | OPP  | TACKLES   |           |           |          |            |             | INTERCEPTIONS |          |          |          |          | FUMBLES  |          |          | ST TACKLES |          |          |          |          |
|---------------|------|-----------|-----------|-----------|----------|------------|-------------|---------------|----------|----------|----------|----------|----------|----------|----------|------------|----------|----------|----------|----------|
|               |      | T         | S         | A         | TFL      | SK         | YDS         | QH            | NO       | YDS      | LG       | TD       | PD       | FF       | FR       | YDS        | T        | S        | A        |          |
| Sept. 10      | @MIN | 3         | 2         | 1         | 1        | 1.0        | 6.0         | 3             | 0        | 0        | 0        | 0        | 0        | 0        | 0        | 0          | 0        | 0        | 0        | 0        |
| Sept. 17      | CHI  | 0         | 0         | 0         | 0        | 0.0        | 0.0         | 0             | 0        | 0        | 0        | 0        | 0        | 0        | 0        | 0          | 0        | 0        | 0        |          |
| Sept. 25      | PHI  | 4         | 1         | 3         | 0        | 0.0        | 0.0         | 0             | 0        | 0        | 0        | 0        | 0        | 0        | 0        | 0          | 0        | 0        | 0        |          |
| Oct. 1        | @NO  | 1         | 0         | 1         | 0        | 0.0        | 0.0         | 0             | 0        | 0        | 0        | 0        | 0        | 0        | 0        | 0          | 0        | 0        | 0        |          |
| Oct. 15       | DET  | Inactive  |           |           |          |            |             |               |          |          |          |          |          |          |          |            |          |          |          |          |
| Oct. 22       | ATL  | 0         | 0         | 0         | 0        | 0.0        | 0.0         | 0             | 0        | 0        | 0        | 0        | 0        | 0        | 0        | 0          | 0        | 0        | 0        |          |
| Oct. 26       | @BUF | 4         | 4         | 0         | 2        | 1.0        | 10.0        | 1             | 0        | 0        | 0        | 0        | 0        | 0        | 0        | 0          | 0        | 0        | 0        |          |
| Nov. 5        | @HOU | 1         | 1         | 0         | 0        | 0.0        | 0.0         | 0             | 0        | 0        | 0        | 0        | 0        | 0        | 0        | 0          | 0        | 0        | 0        |          |
| Nov. 12       | TEN  | 3         | 1         | 2         | 0        | 0.0        | 0.0         | 0             | 0        | 0        | 0        | 0        | 0        | 0        | 0        | 0          | 0        | 0        | 0        |          |
| Nov. 19       | @SF  | 2         | 1         | 1         | 0        | 0.0        | 0.0         | 1             | 0        | 0        | 0        | 0        | 0        | 0        | 0        | 0          | 0        | 1        | 0        | 1        |
| Nov. 26       | @IND | 2         | 1         | 1         | 0        | 0.0        | 0.0         | 0             | 0        | 0        | 0        | 0        | 0        | 0        | 0        | 0          | 0        | 0        | 0        |          |
| Dec. 3        | CAR  | 3         | 2         | 1         | 1        | 0.0        | 0.0         | 0             | 0        | 0        | 0        | 0        | 0        | 0        | 0        | 0          | 0        | 1        | 0        | 1        |
| Dec. 10       | @ATL | 4         | 2         | 2         | 0        | 0.0        | 0.0         | 0             | 0        | 0        | 0        | 0        | 0        | 0        | 0        | 0          | 0        | 1        | 0        | 1        |
| Dec. 17       | @GB  | 4         | 2         | 2         | 2        | 1.0        | 2.0         | 1             | 0        | 0        | 0        | 0        | 0        | 0        | 0        | 0          | 0        | 0        | 0        |          |
| Dec. 24       | JAC  | 0         | 0         | 0         | 0        | 0.0        | 0.0         | 0             | 0        | 0        | 0        | 0        | 0        | 0        | 0        | 0          | 0        | 0        | 0        |          |
| Dec. 31       | NO   | 4         | 3         | 1         | 1        | 0.0        | 0.0         | 0             | 0        | 0        | 0        | 0        | 1        | 0        | 0        | 0          | 0        | 0        | 0        |          |
| Jan. 7        | @CAR | 2         | 1         | 1         | 0        | 0.0        | 0.0         | 0             | 0        | 0        | 0        | 0        | 0        | 0        | 0        | 0          | 0        | 0        | 0        |          |
| <b>TOTALS</b> |      | <b>37</b> | <b>21</b> | <b>16</b> | <b>7</b> | <b>3.0</b> | <b>18.0</b> | <b>6</b>      | <b>0</b> | <b>0</b> | <b>0</b> | <b>0</b> | <b>0</b> | <b>0</b> | <b>0</b> | <b>0</b>   | <b>0</b> | <b>3</b> | <b>0</b> | <b>3</b> |

**POSTSEASON**

|               |      |          |          |          |          |            |            |          |          |          |          |          |          |          |          |          |          |          |          |          |
|---------------|------|----------|----------|----------|----------|------------|------------|----------|----------|----------|----------|----------|----------|----------|----------|----------|----------|----------|----------|----------|
| Jan. 15       | PHI  | 1        | 1        | 0        | 0        | 0.0        | 0.0        | 1        | 0        | 0        | 0        | 0        | 0        | 0        | 0        | 0        | 0        | 0        | 0        | 0        |
| Jan. 21       | @DET | 0        | 0        | 0        | 0        | 0.0        | 0.0        | 1        | 0        | 0        | 0        | 0        | 0        | 0        | 0        | 0        | 0        | 0        | 0        | 0        |
| <b>TOTALS</b> |      | <b>1</b> | <b>1</b> | <b>0</b> | <b>0</b> | <b>0.0</b> | <b>0.0</b> | <b>1</b> | <b>0</b> | <b>0</b> | <b>0</b> | <b>0</b> | <b>0</b> | <b>0</b> | <b>0</b> | <b>0</b> | <b>0</b> | <b>0</b> | <b>0</b> | <b>0</b> |

# NELSON'S CAREER STATISTICS

| Year              | Team      | Tackles   |           |            |           |           |             | INT          |          |          |          |          | Fumbles  |          |          | ST Tackles |           |          |          |
|-------------------|-----------|-----------|-----------|------------|-----------|-----------|-------------|--------------|----------|----------|----------|----------|----------|----------|----------|------------|-----------|----------|----------|
|                   |           | GP        | GS        | T          | S         | A         | Sk          | Yds          | No       | Yds      | Lg       | TD       | PD       | FF       | FR       | Yds        | T         | S        | A        |
| 2019              | Tampa Bay | 9         | 1         | 8          | 1         | 7         | 0.0         | 0.0          | 0        | 0        | 0        | 0        | 1        | 1        | 0        | 0          | 0         | 0        | 0        |
| 2020              | Tampa Bay | 16        | 1         | 16         | 10        | 6         | 1.0         | 10.0         | 0        | 0        | 0        | 0        | 1        | 0        | 0        | 0          | 2         | 1        | 1        |
| 2021              | Tampa Bay | 17        | 2         | 19         | 12        | 7         | 5.0         | 45.0         | 0        | 0        | 0        | 0        | 1        | 0        | 1        | 0          | 3         | 1        | 2        |
| 2022              | Tampa Bay | 17        | 8         | 44         | 25        | 19        | 5.5         | 46.0         | 0        | 0        | 0        | 0        | 3        | 1        | 0        | 2          | 1         | 1        |          |
| 2023              | Tampa Bay | 16        | 0         | 37         | 21        | 16        | 3.0         | 18.0         | 0        | 0        | 0        | 0        | 0        | 0        | 0        | 3          | 0         | 3        |          |
| <b>NFL Totals</b> |           | <b>75</b> | <b>12</b> | <b>124</b> | <b>59</b> | <b>55</b> | <b>14.5</b> | <b>115.0</b> | <b>0</b> | <b>0</b> | <b>0</b> | <b>0</b> | <b>3</b> | <b>4</b> | <b>2</b> | <b>0</b>   | <b>10</b> | <b>3</b> | <b>7</b> |
| <b>Playoffs</b>   |           |           |           |            |           |           |             |              |          |          |          |          |          |          |          |            |           |          |          |
| Year              | Team      | Tackles   |           |            |           |           |             | INT          |          |          |          |          | Fumbles  |          |          | Tackles    |           |          |          |
|                   |           | GP        | GS        | T          | S         | A         | Sk          | Yds          | No       | Yds      | Lg       | TD       | PD       | FF       | FR       | Yds        | T         | S        | A        |
| 2020              | Tampa Bay | 4         | 0         | 3          | 3         | 0         | 1.0         | 6.0          | 0        | 0        | 0        | 0        | 0        | 0        | 0        | 0          | 1         | 1        | 0        |
| 2021              | Tampa Bay | 2         | 0         | 1          | 0         | 1         | 0.0         | 0.0          | 0        | 0        | 0        | 0        | 0        | 0        | 0        | 0          | 1         | 1        | 0        |
| 2022              | Tampa Bay | 1         | 1         | 3          | 3         | 0         | 0.0         | 0.0          | 0        | 0        | 0        | 0        | 0        | 0        | 0        | 0          | 0         | 0        | 0        |
| 2023              | Tampa Bay | 2         | 0         | 1          | 1         | 0         | 0.0         | 0.0          | 0        | 0        | 0        | 0        | 0        | 0        | 0        | 0          | 0         | 0        | 0        |
| <b>Postseason</b> |           | <b>9</b>  | <b>1</b>  | <b>8</b>   | <b>7</b>  | <b>1</b>  | <b>1.0</b>  | <b>6.0</b>   | <b>0</b> | <b>0</b> | <b>0</b> | <b>0</b> | <b>0</b> | <b>0</b> | <b>0</b> | <b>0</b>   | <b>2</b>  | <b>2</b> | <b>0</b> |



#76  
SUA OPETA

## OFFENSIVE LINEMAN

HT: 6-4 WT: 305

DOB: 8/15/96

NFL: 5TH YEAR

ACQ: UFA (PHI), 2024

COLLEGE: WEBER STATE

**TRANSACTIONS:**

- X Originally entered the NFL as a college free agent with the Philadelphia Eagles on May 9, 2019.
- X Signed as an unrestricted free agent with the Tampa Bay Buccaneers on March 15, 2024.

**CAREER HIGHLIGHTS:**

- X Has appeared in 38 career games, making 10 starts, all for the Philadelphia Eagles.
- X From 2020-23, started five games at left guard and five games at right guard. Logged 496 snaps at left guard and 452 snaps at right guard.
- X Has appeared in two postseason contests for the Eagles – including one start – both of which were Wild Card round losses to the Buccaneers.

**2023 HIGHLIGHTS:**

- X Appeared in 13 games for the Eagles, making six starts – five at right guard and one at left guard.
- X Logged 394 snaps at right guard and 134 at left guard.

**COLLEGE:**

- X Appeared in 50 career games, making 43 starts, across four years at Weber State University (2015-18).
- X Started 39 straight games across his final three seasons at Weber State.

- X Was a two-time FCS All-American and a two-time first-team All-Big Sky honoree across the 2017-18 seasons.
- X Was voted a team captain as a senior.
- X Received All-Big Sky honorable mention as a sophomore in 2016.

**PERSONAL:**

- X Attended Stansbury High School (Stansbury Park, Utah), where he played offensive line and defensive line.
- X Received All-State honorable mention recognition following his senior season in high school.
- X Full name is Iosua Opeta (YO-sue-a; O-pet-a).
- X Has a twin brother named Isaia, and a sister named Malia.
- X Majored in Human Performance Management.

**OPETA'S CAREER STATISTICS**

Games/Starts: 2023: 17/17 (P: 2/2)

Career Totals: 17/17 (P: 2/2)

# #88 CADE OTTON

**TIGHT END**  
**HT:** 6-5 **WT:** 247  
**DOB:** 4/15/99  
**NFL:** 3RD YEAR  
**ACQ:** D4A, 2022  
**COLLEGE:** WASHINGTON



## ACQUIRED BY BUCS:

- X Selected in the fourth round (106th overall) of the 2022 NFL Draft by the Buccaneers.

## 2023 HIGHLIGHTS:

- X Started at tight end in the Week 1 victory at Minnesota and played 66-of-68 offensive snaps, bringing in two receptions for 19 yards.
- X Started at tight end in the Week 2 win over Chicago, playing 69-of-71 offensive snaps and hauling in six receptions for 41 yards.
- X In Week 3 vs. Philadelphia, started at tight end and played 40-of-44 offensive snaps, finishing with one reception for 16 yards.
- X Played all 71 offensive snaps in the Week 4 victory at New Orleans, finishing with three receptions for 13 yards and a receiving touchdown. It marked his first receiving touchdown of the season and the third of his career.
- X Played 54-of-56 offensive snaps in Week 6 vs. Detroit, finishing with one reception for 15 yards.
- X In Week 7 vs. Atlanta, started at tight end and played 79-of-73 offensive snaps, bringing in five receptions for 43 yards.
- X Otton's five receptions in Week 7 were one off his career high, while his 43 receiving yards were tied for his third most in a game in his career.
- X In Week 8 at Buffalo, played 66-of-68 offensive snaps and brought in four receptions for 27 yards.
- X Played all 66 offensive snaps in Week 9 at Houston, finishing with a then-career-high-tying six receptions for a then-career-high 70 receiving yards and a then-career-high 2 touchdowns.

- X Otton's Week 9 performance marked his first career multi-touchdown game.
- X In the Week 10 victory over Tennessee, played 62-of-65 offensive snaps and finished with two receptions for 10 yards.
- X Played 68-of-71 offensive snaps in Week 11 at San Francisco, logging four receptions for 49 yards. Brought in a reception of 27 yards, good for his longest reception of the season to that point.
- X Played all 60 offensive snaps in Week 12 at Indianapolis, bringing in four receptions for 45 yards.
- X In the Week 13 victory over Carolina, played 61-of-62 offensive snaps. Contributed an edge-sealing block on WR Chris Godwin's 19-yard touchdown run.
- X In the Week 14 victory over Atlanta, played 66-of-68 offensive snaps, finishing with two receptions for 16 yards and one touchdown. Brought in a go-ahead touchdown pass from Baker Mayfield with 31 seconds in remaining to propel Tampa Bay to victory.
- X Otton's go-ahead touchdown in Week 14 marked the third career go-ahead touchdown with less than a minute remaining in a game.





- X In the Week 15 victory at Green Bay, played 56-of-62 offensive snaps and brought in two receptions for 44 yards.
- X Played 72-of-74 offensive snaps in the Week 16 win over Jacksonville, bringing in one reception for seven yards.
- X In Week 17 vs. New Orleans, played 53-of-56 offensive snaps, hauling in two receptions for five yards.
- X In the Week 18 victory at Carolina, played 61-of-65 offensive snaps and brought in two receptions for 30 yards.
- X In the Wild Card round victory over Philadelphia, brought in a team-high eight receptions for 89 yards, establishing new career highs in targets (11), receptions and receiving yards.
- X Otton's eight catches in the Wild Card round were the most by a tight end in a playoff game in club history. His 89 receiving yards marked the second-highest single-game output by a tight end in franchise postseason history.
- X In the Divisional round contest at Detroit, brought in five receptions for 65 yards and one touchdown – marking his first career postseason touchdown.


### COLLEGE:

- X Spent five collegiate seasons at Washington (2017-21), appearing in 39 games, recording 91 receptions for 1,026 yards and nine touchdowns.
- X Played in eight games for the Huskies in 2021, missing four due to injury. He posted 28 receptions for 250 yards and one touchdown in his senior season.
- X Otton earned first-team All-Pac-12 honors and was a semifinalist for the John Mackey Award in 2020, recording 18 receptions for 258 and three touchdowns in a condensed season due to the COVID-19 pandemic.

- X Posted career highs in receptions (32) and receiving yards (344) as a sophomore in 2019.
- X Played in 14 games as a redshirt freshman in 2018, tallying 13 receptions for 174 yards and three touchdowns.
- X Redshirted as a true freshman in 2017.

### PERSONAL:

- X Attended Tumwater High School (Tumwater, Washington), where he played on a football team that went 47-5 over his four years.
- X During his final season in 2016, Otton was named the 2A State Player of the Year by the Associated Press, the Olympian newspaper's area Player of the Year and the Seattle Times all-state and Evergreen Conference 2A MVP. He was also named to the all-state team by USA Today and the Tacoma News-Tribune all-area team.
- X Set Tumwater High School school records for career receptions (95), receiving yards (1,705) and receiving touchdowns (33).
- X Ranked as the No. 8 prospect in the state of Washington and the No. 22 tight end prospect in the nation by 247sports.com.
- X Rated as the No. 22 tight end in the country by ESPN.com.
- X Otton played football for his grandfather, Sid Otton, the winningest coach in Washington state high school history.



# OTTON'S GAME-BY-GAME STATISTICS

| 2023              |      | RECEIVING |            |             |           |          |          | RUSHING  |          |          |          |
|-------------------|------|-----------|------------|-------------|-----------|----------|----------|----------|----------|----------|----------|
| DATE              | OPP  | NO        | YDS        | AVG         | LG        | TD       | ATT      | YDS      | AVG      | LG       | TD       |
| Sept. 10          | @MIN | 2         | 19         | 9.5         | 13        | 0        | 0        | 0        | -        | -        | 0        |
| Sept. 17          | CHI  | 6         | 41         | 6.8         | 9         | 0        | 0        | 0        | -        | -        | 0        |
| Sept. 25          | PHI  | 1         | 16         | 16.0        | 16        | 0        | 0        | 0        | -        | -        | 0        |
| Oct. 1            | @NO  | 3         | 13         | 4.3         | 6         | 1        | 0        | 0        | -        | -        | 0        |
| Oct. 15           | DET  | 1         | 15         | 15.0        | 15        | 0        | 0        | 0        | -        | -        | 0        |
| Oct. 22           | ATL  | 5         | 43         | 8.6         | 12        | 0        | 0        | 0        | -        | -        | 0        |
| Oct. 26           | @BUF | 4         | 27         | 6.8         | 12        | 0        | 0        | 0        | -        | -        | 0        |
| Nov. 5            | @HOU | 6         | 70         | 11.7        | 24        | 2        | 0        | 0        | -        | -        | 0        |
| Nov. 12           | TEN  | 2         | 10         | 5.0         | 8         | 0        | 0        | 0        | -        | -        | 0        |
| Nov. 19           | @SF  | 4         | 49         | 12.3        | 27        | 0        | 0        | 0        | -        | -        | 0        |
| Nov. 26           | @IND | 4         | 45         | 11.3        | 24        | 0        | 0        | 0        | -        | -        | 0        |
| Dec. 3            | CAR  | 0         | 0          | 0.0         | 0         | 0        | 0        | 0        | -        | -        | 0        |
| Dec. 10           | @ATL | 2         | 16         | 8.0         | 11        | 1        | 0        | 0        | -        | -        | 0        |
| Dec. 17           | @GB  | 2         | 44         | 22.0        | 22        | 0        | 0        | 0        | -        | -        | 0        |
| Dec. 24           | JAC  | 1         | 7          | 7.0         | 7         | 0        | 0        | 0        | -        | -        | 0        |
| Dec. 31           | NO   | 2         | 10         | 5.0         | 6         | 0        | 0        | 0        | -        | -        | 0        |
| Jan. 7            | @CAR | 2         | 30         | 15.0        | 20        | 0        | 0        | 0        | -        | -        | 0        |
| <b>TOTALS</b>     |      | <b>47</b> | <b>455</b> | <b>9.7</b>  | <b>27</b> | <b>4</b> | <b>0</b> | <b>0</b> | <b>-</b> | <b>-</b> | <b>0</b> |
| <b>POSTSEASON</b> |      |           |            |             |           |          |          |          |          |          |          |
| Jan. 15           | PHI  | 8         | 89         | 11.1        | 24        | 0        | 0        | 0        | -        | -        | 0        |
| Jan. 21           | @DET | 5         | 65         | 13.0        | 27        | 1        | 0        | 0        | -        | -        | 0        |
| <b>TOTALS</b>     |      | <b>13</b> | <b>154</b> | <b>11.8</b> | <b>27</b> | <b>1</b> | <b>0</b> | <b>0</b> | <b>-</b> | <b>-</b> | <b>0</b> |

| OTTON'S CAREER STATISTICS |           |           |           |           |            |             |           |          |          |          |          |          |          |
|---------------------------|-----------|-----------|-----------|-----------|------------|-------------|-----------|----------|----------|----------|----------|----------|----------|
| YEAR                      | TEAM      | RECEIVING |           |           |            |             |           | RUSHING  |          |          |          |          |          |
|                           |           | GP        | GS        | NO        | YDS        | AVG         | LG        | TD       | ATT      | YDS      | AVG      | LG       | TD       |
| 2022                      | Tampa Bay | 16        | 11        | 42        | 391        | 9.3         | 35        | 2        | 0        | 0        | -        | -        | 0        |
| 2023                      | Tampa Bay | 17        | 17        | 47        | 455        | 9.7         | 27        | 4        | 0        | 0        | -        | -        | 0        |
| <b>NFL Totals</b>         |           | <b>33</b> | <b>28</b> | <b>89</b> | <b>846</b> | <b>9.5</b>  | <b>35</b> | <b>6</b> | <b>0</b> | <b>0</b> | <b>-</b> | <b>-</b> | <b>0</b> |
| <b>Postseason</b>         |           |           |           |           |            |             |           |          |          |          |          |          |          |
| YEAR                      | TEAM      | GP        | GS        | NO        | YDS        | AVG         | LG        | TD       | ATT      | YDS      | AVG      | LG       | TD       |
| 2022                      | Tampa Bay | 1         | 1         | 4         | 58         | 14.5        | 17        | 0        | 0        | 0        | -        | -        | 0        |
| 2023                      | Tampa Bay | 2         | 2         | 13        | 154        | 11.8        | 27        | 1        | 0        | 0        | -        | -        | 0        |
| <b>NFL Totals</b>         |           | <b>3</b>  | <b>3</b>  | <b>17</b> | <b>212</b> | <b>12.5</b> | <b>27</b> | <b>1</b> | <b>0</b> | <b>0</b> | <b>-</b> | <b>-</b> | <b>0</b> |

FRONT OFFICE

VETERANS

2023 REVIEW

HISTORY

RECORDS

SIDELINES

# #10 TREY PALMER

**WIDE RECEIVER**  
**HT:** 6-1 **WT:** 190  
**DOB:** 4/2/01  
**NFL:** 2ND YEAR  
**ACQ:** D6B, 2023  
**COLLEGE:** NEBRASKA




## ACQUIRED BY BUCS:

- X Selected in the sixth round (191st overall) of the 2023 NFL Draft by the Tampa Bay Buccaneers.

## 2023 HIGHLIGHTS:

- X Made his NFL debut in the Week 1 victory at Minnesota, logging 23 offensive snaps and bringing in two receptions for eight yards and one touchdown.
- X His receiving touchdown in Week 1 came on his first career reception. It also marked the ninth time in team history that a player caught a receiving touchdown in their first game with the Buccaneers, and the first such occurrence since Mike Williams did so on Sept. 12, 2010 vs. Cleveland.
- X In the Week 2 victory over Chicago, played 35 offensive snaps and finished with one reception for 20 yards.
- X Played 32-of-44 offensive snaps in Week 3 vs. Philadelphia, finishing with one reception for eight yards.
- X In the Week 4 victory at New Orleans, played 53-of-71 offensive snaps and finished with two receptions for six yards and one receiving touchdown. It marked Palmer's second career touchdown.
- X Played 37-of-56 offensive snaps in Week 6 vs. Detroit, finishing with two receptions for a then-season-high 47 yards. Brought in a 26-yard reception for his then-longest catch of the season.
- X In Week 7 vs. Atlanta, played 47-of-73 offensive snaps, finishing with one reception for five yards.
- X In Week 8 at Buffalo, played 55-of-68 offensive snaps and finished with three receptions for 22 yards.

- X Started at wide receiver and played 48-of-66 offensive snaps in Week 9 at Houston, finishing with three receptions for a then-season-high 51 yards.
- X In the Week 10 victory over Tennessee, played 54-of-65 offensive snaps and finished with two receptions for 21 yards.
- X Played 51-of-71 offensive snaps in Week 11 at San Francisco, bringing in a then-season-high four receptions for 22 yards. Also had one rush for six yards.
- X In Week 12 at Indianapolis, played 41-of-60 offensive snaps and brought in four receptions for 17 yards.
- X In the Week 13 victory over Carolina, played 38-of-62 offensive snaps, finishing with two receptions for 12 yards and one carry for 13 yards.
- X Started at wide receiver in the Week 14 victory over Atlanta, playing 58-of-68 offensive snaps and finishing with one reception for five yards. Also added one rushing attempt for three yards.
- X Started in the Week 15 victory at Green Bay, playing 35-of-62 offensive snaps and bringing in one reception for five yards.
- X In the Week 16 win over Jacksonville, started at wide receiver and played





39-of-74 offensive snaps, finishing with a then-season-high four receptions for 42 yards.

- X In Week 17 vs. New Orleans, tied his season high in receptions (4) and receiving touchdowns (1), while establishing then-season-highs in receiving yards (84) and longest reception (54 yards).
- X In the Week 18 victory at Carolina, started at wide receiver and played 29-of-65 offensive snaps, bringing in two receptions for 10 yards.
- X In the Wild Card round victory over Philadelphia, he brought in one reception for 56 yards and a touchdown, establishing a new record for the longest postseason touchdown catch in team history.
- X In the Divisional round contest at Detroit, played 38-of-64 offensive snaps and brought in two receptions for 32 yards.

### COLLEGE:

- X Appeared in 39 career games between Louisiana State University (2019-21) and the University of Nebraska (2022), bringing in 112 receptions for 1,501 yards and 12 touchdowns. Also added seven carries for 82 yards.
- X Saw action as a returner in 23 games, logging 27 punt returns for 224 yards (8.3 avg.) and one touchdown, plus 18 kick returns for 456 yards and one touchdown.
- X As a senior at Nebraska in 2022, established career highs in receptions (71), receiving yards (1,043) and touchdowns (nine).
- X Palmer's 1,043 receiving yards in 2022 set a Nebraska single-season record and his 71 receptions established a new high by a wide receiver, while ranking second overall in program history. His nine touchdown receptions were fifth-most in a single season in program history.
- X Among Power Five receivers with 100-or-more targets, his 83.6 Pro Football Focus grade in 2022 ranked third nationally.

- X Across three seasons at LSU, Palmer totaled 41 receptions for 458 yards and three receiving touchdowns.

### PERSONAL:

- X Attended Kentwood High School (Kentwood, La.)
- X Led his high school football team to the Class 1A state title.
- X Was a track standout in high school, winning the 100-meter state title as a senior and recording four 200-meter state championships.
- X Majored in child, youth and family studies at Nebraska.





## PALMER'S GAME-BY-GAME STATISTICS

### 2023

| DATE          | OPP  | NO        | RECEIVING  |            |            |          |          | RUSHING   |            |           |          |   |
|---------------|------|-----------|------------|------------|------------|----------|----------|-----------|------------|-----------|----------|---|
|               |      |           | YDS        | AVG        | LG         | TD       | ATT      | YDS       | AVG        | LG        | TD       |   |
| Sept. 10      | @MIN | 2         | 8          | 4.0        | 7          | 1        | 0        | 0         | 0          | -         | -        | 0 |
| Sept. 17      | CHI  | 1         | 20         | 20.0       | 20         | 0        | 0        | 0         | 0          | -         | -        | 0 |
| Sept. 25      | PHI  | 1         | 8          | 8.0        | 8          | 0        | 0        | 0         | 0          | -         | -        | 0 |
| Oct. 1        | @NO  | 2         | 6          | 3.0        | 5          | 1        | 0        | 0         | 0          | -         | -        | 0 |
| Oct. 15       | DET  | 2         | 47         | 23.5       | 26         | 0        | 0        | 0         | 0          | -         | -        | 0 |
| Oct. 22       | ATL  | 1         | 5          | 5.0        | 5          | 0        | 0        | 0         | 0          | -         | -        | 0 |
| Oct. 26       | @BUF | 3         | 22         | 7.3        | 15         | 0        | 0        | 0         | 0          | -         | -        | 0 |
| Nov. 5        | @HOU | 3         | 51         | 17.0       | 21         | 0        | 0        | 0         | 0          | -         | -        | 0 |
| Nov. 12       | TEN  | 2         | 21         | 10.5       | 15         | 0        | 0        | 0         | 0          | -         | -        | 0 |
| Nov. 19       | @SF  | 4         | 22         | 5.5        | 17         | 0        | 1        | 6         | 6.0        | 6         | 0        | 0 |
| Nov. 26       | @IND | 4         | 17         | 4.3        | 7          | 0        | 0        | 0         | 0          | -         | -        | 0 |
| Dec. 3        | CAR  | 2         | 12         | 6.0        | 6          | 0        | 1        | 13        | 13.0       | 13        | 0        | 0 |
| Dec. 10       | @ATL | 1         | 5          | 5.0        | 5          | 0        | 1        | 3         | 3.0        | 3         | 0        | 0 |
| Dec. 17       | @GB  | 1         | 5          | 5.0        | 5          | 0        | 0        | 0         | -          | -         | 0        | 0 |
| Dec. 24       | JAC  | 4         | 42         | 10.5       | 18         | 0        | 0        | 0         | -          | -         | 0        | 0 |
| Dec. 31       | NO   | 4         | 84         | 21.0       | 54t        | 1        | 0        | 0         | 0          | -         | -        | 0 |
| Jan. 7        | @CAR | 2         | 10         | 5.0        | 6          | 0        | 0        | 0         | -          | -         | 0        | 0 |
| <b>TOTALS</b> |      | <b>39</b> | <b>385</b> | <b>9.9</b> | <b>54t</b> | <b>3</b> | <b>3</b> | <b>22</b> | <b>8.7</b> | <b>13</b> | <b>0</b> |   |

### POSTSEASON

|               |      |          |           |             |            |          |          |          |            |          |          |   |
|---------------|------|----------|-----------|-------------|------------|----------|----------|----------|------------|----------|----------|---|
| Jan. 15       | PHI  | 1        | 56        | 56.0        | 56t        | 1        | 1        | 9        | 9.0        | 9        | 0        | 0 |
| Jan. 21       | @DET | 2        | 32        | 16.0        | 23         | 0        | 0        | 0        | -          | -        | 0        | 0 |
| <b>TOTALS</b> |      | <b>3</b> | <b>88</b> | <b>29.3</b> | <b>56t</b> | <b>1</b> | <b>1</b> | <b>9</b> | <b>9.0</b> | <b>9</b> | <b>0</b> |   |

## PALMER'S CAREER STATISTICS

| YEAR              | TEAM      | GP        | GS       | RECEIVING |            |             |            |          | RUSHING  |           |            |           |          |    |
|-------------------|-----------|-----------|----------|-----------|------------|-------------|------------|----------|----------|-----------|------------|-----------|----------|----|
|                   |           |           |          | NO        | YDS        | AVG         | LG         | TD       | ATT      | YDS       | AVG        | LG        | TD       |    |
| 2023              | Tampa Bay | 17        | 8        | 39        | 385        | 9.9         | 54         | 3        | 3        | 22        | 8.7        | 13        | 0        |    |
| <b>NFL Totals</b> |           | <b>17</b> | <b>8</b> | <b>39</b> | <b>385</b> | <b>9.9</b>  | <b>54</b>  | <b>3</b> | <b>3</b> | <b>22</b> | <b>8.7</b> | <b>13</b> | <b>0</b> |    |
| Postseason        | YEAR      | TEAM      | GP       | GS        | Receiving  |             |            |          |          | Rushing   |            |           |          |    |
|                   |           |           |          |           | NO         | YDS         | AVG        | LG       | TD       | ATT       | YDS        | AVG       | LG       | TD |
| 2023              | Tampa Bay | 2         | 0        | 3         | 88         | 29.3        | 56t        | 1        | 1        | 9         | 9.0        | 9         | 0        |    |
| <b>NFL Totals</b> |           | <b>2</b>  | <b>0</b> | <b>3</b>  | <b>88</b>  | <b>29.3</b> | <b>56t</b> | <b>1</b> | <b>1</b> | <b>9</b>  | <b>9.0</b> | <b>9</b>  | <b>0</b> |    |

# #51

## J.J. RUSSELL

LINEBACKER

HT: 6-1 WT: 225

DOB: 10/12/98

NFL: 3RD YEAR

ACQ: FA, 2022

COLLEGE: MEMPHIS



### ACQUIRED BY BUCS:

- X Signed by Tampa Bay as a college free agent on May 13, 2022.

### 2023 HIGHLIGHTS:

- X Was elevated from the practice squad for Tampa Bay's Week 2 victory over Chicago, logging a team-high-tying 20 special teams snaps.
- X Was elevated from the practice squad for Week 3 vs. Philadelphia and recorded a team-high-tying 19 special teams snaps.
- X Was elevated from the practice squad for Tampa Bay's Week 4 victory at New Orleans, logging a team-high-tying 21 special teams snaps.
- X In Week 12 at Indianapolis, logged 13 special teams snaps.
- X Made his first career start in the Week 13 victory over Carolina, playing 71-of-72 defensive snaps and finishing with a then-career-high seven tackles (one for loss), one quarterback hit and 1.0 sack.
- X Russell's sack in Week 13 marked his first career sack.
- X Appeared on special teams in the Week 14 victory over Atlanta, playing 21 special teams snaps and finishing with one special teams tackle.
- X Appeared on special teams in the Week 15 victory at Green Bay, logging 18 special teams snaps.
- X Was inactive for Week 16 vs. Jacksonville and Week 17 vs. New Orleans.
- X Appeared on special teams in the Week 18 victory over Carolina, recording one special teams tackle.
- X Was inactive for the Wild Card round vs. Philadelphia and the Divisional round against Detroit.

### COLLEGE:

- X Spent five seasons at Memphis (2017-21), appearing in 61 games, while starting 50 of those contests, compiling 306 tackles (24 for loss), eight passes defended, 5.0 sacks, five forced fumbles, two fumble recoveries, one interception and one blocked kick.
- X Named first-team All-American Athletic Conference (AAC) as a fifth-year senior in 2021, ranking fourth in the nation in solo tackles per game (6.5) and ninth in total tackles per game (10.2), while leading the AAC in both statistics. Started all 12 games for the Tigers, registering 123 tackles (78 solo, 6.5 for loss), 1.0 sack, one interception, one pass defended and one forced fumble.
- X Started all 11 games in 2020, totaling 58 tackles (3.5 for loss), three passes defended and one forced fumble.
- X Part of a 2019 Memphis team that won the AAC Championship and earned a berth in the Goodyear Cotton Bowl Classic, recording 58 tackles (5.5 for loss) and 1.0 sack.
- X As a sophomore in 2018, Russell started 13-of-14 games played, tallying 58 tackles (8.5 for loss), 3.0 sacks, three forced fumbles and one fumble recovery.
- X Saw time in all 10 games as a true freshman in 2017, notching nine tackles and one blocked kick.

### PERSONAL:

- X Attended Grenada High School (Grenada, Mississippi), where he was an all-state performer.
- X A consensus top-75 outside linebacker in the nation by ESPN.com (No. 54), Scout.com (No. 63) and 247Sports (No. 71).

X Played in the Mississippi-Alabama All-Star Game.

## RUSSELL'S GAME-BY-GAME STATISTICS

### 2023

| DATE          | OPP  | TACKLES  |          |          | TFL      | SK         | YDS        | QH       | INTERCEPTIONS  |          |          |          | FUMBLES  |          |          | ST TACKLES |          |          |          |          |          |   |
|---------------|------|----------|----------|----------|----------|------------|------------|----------|----------------|----------|----------|----------|----------|----------|----------|------------|----------|----------|----------|----------|----------|---|
|               |      | T        | S        | A        |          |            |            |          | NO             | YDS      | LG       | TD       | PD       | FF       | FR       | YDS        | T        | S        | A        |          |          |   |
| Sept. 10      | @MIN |          |          |          |          |            |            |          | Practice Squad |          |          |          |          |          |          |            |          |          |          |          |          |   |
| Sept. 17      | CHI  | 0        | 0        | 0        | 0        | 0.0        | 0.0        | 0        | 0              | 0        | 0        | 0        | 0        | 0        | 0        | 0          | 0        | 0        | 0        |          |          |   |
| Sept. 25      | PHI  | 0        | 0        | 0        | 0        | 0.0        | 0.0        | 0        | 0              | 0        | 0        | 0        | 0        | 0        | 0        | 0          | 0        | 0        | 1        | 0        | 1        |   |
| Oct. 1        | @NO  | 0        | 0        | 0        | 0        | 0.0        | 0.0        | 0        | 0              | 0        | 0        | 0        | 0        | 0        | 0        | 0          | 0        | 0        | 0        | 0        | 0        |   |
| Oct. 15       | DET  |          |          |          |          |            |            |          | Practice Squad |          |          |          |          |          |          |            |          |          |          |          |          |   |
| Oct. 22       | ATL  |          |          |          |          |            |            |          | Practice Squad |          |          |          |          |          |          |            |          |          |          |          |          |   |
| Oct. 26       | @BUF |          |          |          |          |            |            |          | Practice Squad |          |          |          |          |          |          |            |          |          |          |          |          |   |
| Nov. 5        | @HOU |          |          |          |          |            |            |          | Practice Squad |          |          |          |          |          |          |            |          |          |          |          |          |   |
| Nov. 12       | TEN  |          |          |          |          |            |            |          | Practice Squad |          |          |          |          |          |          |            |          |          |          |          |          |   |
| Nov. 19       | @SF  |          |          |          |          |            |            |          | Practice Squad |          |          |          |          |          |          |            |          |          |          |          |          |   |
| Nov. 26       | @IND | 0        | 0        | 0        | 0        | 0.0        | 0.0        | 0        | 0              | 0        | 0        |          | 0        | 0        | 0        | 0          | 0        | 0        | 0        | 0        | 0        |   |
| Dec. 3        | CAR  | 7        | 6        | 1        | 1        | 1.0        | 9.0        | 1        | 0              | 0        | 0        | 0        | 0        | 0        | 0        | 0          | 0        | 0        | 0        | 0        | 0        |   |
| Dec. 10       | @ATL | 0        | 0        | 0        | 0        | 0.0        | 0.0        | 0        | 0              | 0        | 0        | 0        | 0        | 0        | 0        | 0          | 0        | 0        | 0        | 1        | 0        | 1 |
| Dec. 17       | @GB  | 0        | 0        | 0        | 0        | 0.0        | 0.0        | 0        | 0              | 0        | 0        | 0        | 0        | 0        | 0        | 0          | 0        | 0        | 0        | 0        | 0        | 0 |
| Dec. 24       | JAC  |          |          |          |          |            |            |          | Inactive       |          |          |          |          |          |          |            |          |          |          |          |          |   |
| Dec. 31       | NO   |          |          |          |          |            |            |          | Inactive       |          |          |          |          |          |          |            |          |          |          |          |          |   |
| Jan. 7        | @CAR | 0        | 0        | 0        | 0        | 0.0        | 0.0        | 0        | 0              | 0        | 0        | 0        | 0        | 0        | 0        | 0          | 0        | 0        | 1        | 1        | 0        |   |
| <b>TOTALS</b> |      | <b>7</b> | <b>6</b> | <b>1</b> | <b>1</b> | <b>1.0</b> | <b>9.0</b> | <b>1</b> | <b>0</b>       | <b>0</b> | <b>0</b> | <b>0</b> | <b>0</b> | <b>0</b> | <b>0</b> | <b>0</b>   | <b>0</b> | <b>0</b> | <b>3</b> | <b>1</b> | <b>2</b> |   |

### POSTSEASON

|               |      |   |   |   |   |   |   |   |          |   |   |   |   |   |   |   |   |   |   |   |   |
|---------------|------|---|---|---|---|---|---|---|----------|---|---|---|---|---|---|---|---|---|---|---|---|
| Jan. 15       | PHI  |   |   |   |   |   |   |   | Inactive |   |   |   |   |   |   |   |   |   |   |   |   |
| Jan. 21       | @DET |   |   |   |   |   |   |   | Inactive |   |   |   |   |   |   |   |   |   |   |   |   |
| <b>TOTALS</b> |      | - | - | - | - | - | - | - | -        | - | - | - | - | - | - | - | - | - | - | - | - |

## RUSSELL'S CAREER STATISTICS

| Year              | Team      | GP        | GS       | Tackles   |          |          | Sk         | Yds        | INT      |          |          |          | Fumbles  |          |          | ST Tackles |          |          |          |          |
|-------------------|-----------|-----------|----------|-----------|----------|----------|------------|------------|----------|----------|----------|----------|----------|----------|----------|------------|----------|----------|----------|----------|
|                   |           |           |          | T         | S        | A        |            |            | No       | Yds      | Lg       | TD       | PD       | FF       | FR       | Yds        | T        | S        | A        |          |
| 2022              | Tampa Bay | 6         | 0        | 4         | 1        | 3        | 0.0        | 0.0        | 0        | 0        | 0        | 0        | 0        | 0        | 0        | 0          | 0        | 2        | 2        | 0        |
| 2023              | Tampa Bay | 8         | 1        | 7         | 6        | 1        | 1.0        | 9.0        | 0        | 0        | 0        | 0        | 0        | 0        | 0        | 0          | 0        | 3        | 1        | 2        |
| <b>NFL Totals</b> |           | <b>14</b> | <b>1</b> | <b>11</b> | <b>7</b> | <b>4</b> | <b>1.0</b> | <b>9.0</b> | <b>0</b> | <b>0</b> | <b>0</b> | <b>0</b> | <b>0</b> | <b>0</b> | <b>0</b> | <b>0</b>   | <b>0</b> | <b>5</b> | <b>3</b> | <b>2</b> |

# #25

## STERLING SHEPARD

WIDE RECEIVER

HT: 5-10 WT: 198

DOB: 2/10/93

NFL: 9TH YEAR

ACQ: UFA (NYG), 2024

COLLEGE: OKLAHOMA



### TRANSACTIONS:

- X Originally entered the NFL as a second-round pick (40th overall) by the New York Giants in the 2016 NFL Draft.
- X Signed as an unrestricted free agent by the Tampa Bay Buccaneers on June 6, 2024.

### AWARDS & ACCOLADES:

- X 2016 PFWA All-Rookie team.

### CAREER HIGHLIGHTS:

- X Has appeared in 90 career games, all with the Giants, making 74 starts and totaling 372 receptions for 4,095 yards and 23 receiving touchdowns. Has also added 24 rushing attempts for 186 yards and one rushing touchdown.
- X Has started one career playoff game, bringing in four receptions for 63 yards.
- X At the time of his departure from the Giants, ranked fifth all-time in franchise history in receptions with 372.
- X Established career highs in both receptions (66) and receiving yards (872) during the 2018 season with the Giants.
- X Ranked tied for ninth in the NFL and tied for fifth among all rookies with eight receiving touchdowns in 2016.
- X Brought in his first career reception and first career touchdown reception when he made his NFL debut in Week 1 of the 2016 season against the Dallas Cowboys (9/11/16).

### 2023 HIGHLIGHTS:

- X Appeared in 15 games for the New York Giants, making two starts and bringing in 10 receptions for 57 yards and one touchdown. Also added one carry for six yards.

### COLLEGE:

- X Appeared in 50 games, making 41 starts, across four years at the University of Oklahoma (2012-15).
- X Finished his collegiate career with 233 receptions for 3,482 yards and 26 receiving touchdowns, adding 17 carries for 109 yards.
- X Ranks second in Oklahoma program history in receptions (233) and receiving yards (3,482), while ranking fourth in touchdown receptions (26) and 100-yard receiving games (12).
- X As a senior in 2015, received first-team All-America honors after he brought in 86 receptions for 1,288 receiving yards and 11 touchdowns with Baker Mayfield as his quarterback. Was also named first-team All-Big 12.
- X His 86 receptions as a senior marked the third-highest single-season total in Oklahoma history.
- X Received first-team All-Big 12 recognition following his junior season at Oklahoma (2014) when he tallied 51 receptions for 970 yards and five receiving touchdowns.
- X As both a junior and a senior, was a semifinalist for the Biletnikoff Award, given to the nation's top wide receiver.
- X Tied an Oklahoma program record with a 15-catch game against Kansas State as a junior.

### PERSONAL:

- X Has two daughters, Cali Clay and Cassie Snow.
- X Is the son of Cheri and Derrick Shepard.
- X At Oklahoma, wore the same jersey number (3) as his late father, who

played wide receiver at Oklahoma from 1983-86.

- X Majored in Arts & Sciences Planned Program.
- X Attended Heritage Hall High School (Heritage Hall, Okla.) where he recorded 5,148 career all-purpose yards.
- X Selected to the Under Armour All-American Game.

### COMMUNITY:

- X Partnered with the American Heart Association to host a virtual Play 60 conversation with students across the tri-state (New York, New Jersey, Connecticut) area.

- X Met with members of the Wounded Warriors Project during their visit to the New York Giants facility to watch practice and enjoy a day with the team.
- X Represented the Alzheimer's Association and American Heart Association to honor his father and grandmother during the NFL's My Cause, My Cleats initiative.

## SHEPARD'S CAREER STATISTICS

| YEAR              | TEAM        | RECEIVING |           |            |              |             |            |           | RUSHING   |            |            |           |          |
|-------------------|-------------|-----------|-----------|------------|--------------|-------------|------------|-----------|-----------|------------|------------|-----------|----------|
|                   |             | GP        | GS        | NO         | YDS          | AVG         | LG         | TD        | ATT       | YDS        | AVG        | LG        | TD       |
| 2016              | N.Y. Giants | 16        | 16        | 65         | 683          | 10.5        | 32t        | 8         | 3         | 31         | 10.3       | 22        | 0        |
| 2017              | N.Y. Giants | 11        | 10        | 59         | 731          | 12.4        | 77t        | 2         | 4         | 4          | 1.0        | 12        | 0        |
| 2018              | N.Y. Giants | 16        | 16        | 66         | 872          | 13.2        | 58         | 4         | 3         | 33         | 11.0       | 27        | 0        |
| 2019              | N.Y. Giants | 10        | 10        | 57         | 576          | 10.1        | 36         | 3         | 6         | 72         | 12.0       | 23        | 0        |
| 2020              | N.Y. Giants | 12        | 12        | 66         | 656          | 9.9         | 29         | 3         | 6         | 49         | 8.2        | 23t       | 1        |
| 2021              | N.Y. Giants | 7         | 6         | 36         | 366          | 10.2        | 37t        | 1         | 1         | -9         | -9.0       | -9        | 0        |
| 2022              | N.Y. Giants | 3         | 2         | 13         | 154          | 11.8        | 65t        | 0         | 0         | 0          | -          | -         | 0        |
| 2023              | N.Y. Giants | 15        | 2         | 10         | 57           | 5.7         | 54         | 3         | 3         | 22         | 8.7        | 13        | 0        |
| <b>NFL Totals</b> |             | <b>90</b> | <b>74</b> | <b>372</b> | <b>4,095</b> | <b>11.0</b> | <b>77t</b> | <b>23</b> | <b>24</b> | <b>186</b> | <b>7.8</b> | <b>27</b> | <b>1</b> |
| Postseason        |             | Receiving |           |            |              |             |            |           | Rushing   |            |            |           |          |
| YEAR              | TEAM        | GP        | GS        | NO         | YDS          | AVG         | LG         | TD        | ATT       | YDS        | AVG        | LG        | TD       |
| 2016              | N.Y. Giants | 1         | 1         | 4          | 63           | 15.8        | 26         | 0         | 0         | 0          | -          | -         | 0        |
| <b>NFL Totals</b> |             | <b>1</b>  | <b>1</b>  | <b>4</b>   | <b>63</b>    | <b>15.8</b> | <b>26</b>  | <b>0</b>  | <b>0</b>  | <b>0</b>   | <b>-</b>   | <b>-</b>  | <b>0</b> |

### SINGLE-GAME HIGHS

**Receptions:** 11, twice, last vs. Philadelphia, 12/17/17  
**Receiving Yards:** 167, at Atlanta, 10/22/18  
**Receiving TDs:** 1, 23 times, last at Dallas, 11/12/23  
**Long Reception:** 77t, at Philadelphia, 9/24/17

# #77

## JUSTIN SKULE

### OFFENSIVE TACKLE

HT: 6-6 WT: 315

DOB: 11/23/96

NFL: 5TH YEAR

ACQ: FA, 2022

COLLEGE: VANDERBILT



FRONT OFFICE

VETERANS

2023 REVIEW

HISTORY

RECORDS

SIDELINES

### TRANSACTIONS:

- X Selected in the sixth round (183rd overall) in the 2019 NFL Draft by the San Francisco 49ers. Was waived on Aug. 30, 2022.
- X Signed to the Buccaneers' practice squad on Sept. 21, 2022.

### CAREER HIGHLIGHTS:

- X Has started 12-of-49 career games, totaling 797 offensive snaps. Has yielded just 6.5 sacks in that time.

### 2023 HIGHLIGHTS:

- X Appeared on special teams in Weeks 1-10, 12.
- X Appeared in a reserve capacity on offense in Week 11 at San Francisco, logging two offensive snaps. Also appeared on special teams.
- X In the Week 13 victory over Carolina, appeared in a reserve capacity on offense, logging one offensive snap. Also appeared on special teams.
- X In the Week 14 victory over Atlanta and Week 15 victory at Green Bay, appeared on special teams and in a reserve capacity on offense, reporting eligible for one snap.
- X Appeared in a reserve capacity on offense in the Week 16 win over Jacksonville, logging four offensive snaps.
- X In Week 17 vs. New Orleans, appeared on special teams and in a reserve

capacity on offense, logging three snaps.

- X In the Week 18 victory at Carolina, appeared in a reserve capacity on offense, playing seven snaps.
- X Appeared in a reserve capacity on offense and on special teams in the Wild Card round victory over Philadelphia.
- X Appeared on special teams in the Divisional round contest at Detroit.

### COLLEGE:

- X Played four seasons at Vanderbilt (2015-18), starting 40-of-45 games and making 40 consecutive starts.
- X Began his college career at right tackle before moving to left tackle prior to his junior season.
- X Was named the SEC Offensive Lineman of the Week for the week of Oct. 27, 2018.
- X Was on the SEC Academic Honor Roll from 2015-17.

### PERSONAL:

- X Attended Centreville High School (Clifton, Virginia) where he played in two state championships and won one in 2013.
- X Also competed in shot put and discus.
- X His father works for the FBI.
- X Last name is pronounced "School."

## SKULE'S CAREER STATISTICS

**Games/Starts:** SF: 2019: 15/8 (P:3/0); 2020: 16/4; TB: 2022: 1/0; 2023: 17/0 (P: 2/0)  
**Career Totals:** 49/12 (P: 5/0)



# #37 TAVIERRE THOMAS

**CORNERBACK**  
**HT:** 5-10 **WT:** 205  
**DOB:** 3/11/96  
**NFL:** 7TH YEAR  
**ACQ:** UFA (HOU), 2024  
**COLLEGE:** FERRIS STATE



## TRANSACTIONS:

- X Originally entered the NFL as a college free agent with the Arizona Cardinals on April 30, 2018. Was waived by the Cardinals on Sept. 1, 2018.
- X Was claimed by the Cleveland Browns on Sept. 2, 2018.
- X Signed with the Houston Texans as an unrestricted free agent on March 22, 2021.
- X Signed with the Tampa Bay Buccaneers as an unrestricted free agent on March 18, 2024.

## AWARDS & ACCOLADES:

- X 1x AFC Defensive Player of the Week (Week 16, 2021)

## CAREER HIGHLIGHTS:

- X Has appeared in 81 career games, making 22 starts between the Cleveland Browns (2018-20) and the Houston Texans (2021-23).
- X In his career, has amassed 182 tackles (six for loss), six passes defensed, six forced fumbles, two interceptions (returned 48 yds., 1 TD), two fumble recoveries, two quarterback hits, and 1.0 sack.
- X Has appeared in two career postseason games, logging one tackle. Also added three special teams tackles.

## 2023 HIGHLIGHTS:

- X Played nine games, making five starts, for the Houston Texans and finished with 47 tackles (two for loss), two forced fumbles and one pass defensed.

## COLLEGE:

- X Appeared in 45 career games at Ferris State University (2014-17), finishing with 175 tackles, 35 passes defensed,

and 14 interceptions (two returned for touchdowns).

- X Earned Division II first-team All-America honors and first-team All-GLIAC (Great Lakes Intercollegiate Athletic Conference) honors in the 2016 and 2017 seasons.
- X Was named the GLIAC Defensive Back of the Year as a senior in 2017 after posting 60 tackles, 18 passes defensed and four interceptions.
- X Earned consensus All-America accolades as a junior in 2016 after finishing the year with 59 total tackles, 15 passes defensed and a team-high six interceptions.
- X As a sophomore in 2015, notched 48 total tackles, three interceptions and one forced fumble.
- X Decided to attend Ferris State on an academic scholarship after posting a 3.8 GPA in high school. Walked on to the football team as a freshman.

## PERSONAL:

- X Attended Detroit Allen High School (Detroit, Mich.)

## THOMAS' CAREER STATISTICS

| Year              | Team      | GP        | GS       | Tackles   |          |          | Sk         | Yds        | INT      |          |          |          | Fumbles  |          |          | ST Tackles |           |           |           |
|-------------------|-----------|-----------|----------|-----------|----------|----------|------------|------------|----------|----------|----------|----------|----------|----------|----------|------------|-----------|-----------|-----------|
|                   |           |           |          | T         | S        | A        |            |            | No       | Yds      | Lg       | TD       | PD       | FF       | FR       | Yds        | T         | S         | A         |
| 2018              | Cleveland | 13        | 0        | 1         | 1        | 0        | 0.0        | 0.0        | 0        | 0        | 0        | 0        | 0        | 0        | 0        | 0          | 7         | 6         | 1         |
| 2019              | Cleveland | 16        | 0        | 0         | 0        | 0        | 0.0        | 0.0        | 0        | 0        | 0        | 0        | 0        | 0        | 1        | 0          | 9         | 4         | 5         |
| 2020              | Cleveland | 16        | 3        | 20        | 19       | 1        | 1.0        | 7.0        | 0        | 0        | 0        | 0        | 0        | 1        | 1        | 0          | 10        | 10        | 0         |
| 2021              | Houston   | 17        | 8        | 78        | 46       | 32       | 0.0        | 0.0        | 2        | 48       | 48t      | 1        | 4        | 1        | 0        | 0          | 8         | 5         | 3         |
| 2022              | Houston   | 10        | 6        | 36        | 19       | 17       | 0.0        | 0.0        | 0        | 0        | 0        | 0        | 1        | 2        | 0        | 0          | 5         | 4         | 1         |
| 2023              | Houston   | 9         | 5        | 47        | 27       | 20       | 0.0        | 0.0        | 0        | 0        | 0        | 0        | 1        | 2        | 0        | 0          | 4         | 3         | 1         |
| <b>NFL Totals</b> |           | <b>14</b> | <b>1</b> | <b>11</b> | <b>7</b> | <b>4</b> | <b>1.0</b> | <b>9.0</b> | <b>0</b> | <b>0</b> | <b>0</b> | <b>0</b> | <b>0</b> | <b>0</b> | <b>0</b> | <b>0</b>   | <b>43</b> | <b>32</b> | <b>11</b> |

### Playoffs

| Year              | Team      | GP       | GS       | Tackles  |          |          | Sk         | Yds        | INT      |          |          |          | Fumbles  |          |          | ST Tackles |          |          |          |
|-------------------|-----------|----------|----------|----------|----------|----------|------------|------------|----------|----------|----------|----------|----------|----------|----------|------------|----------|----------|----------|
|                   |           |          |          | T        | S        | A        |            |            | No       | Yds      | Lg       | TD       | PD       | FF       | FR       | Yds        | T        | S        | A        |
| 2020              | Cleveland | 2        | 0        | 1        | 1        | 0        | 0.0        | 0.0        | 0        | 0        | 0        | 0        | 0        | 0        | 0        | 0          | 3        | 1        | 2        |
| <b>Postseason</b> |           | <b>2</b> | <b>0</b> | <b>1</b> | <b>1</b> | <b>0</b> | <b>0.0</b> | <b>0.0</b> | <b>0</b> | <b>0</b> | <b>0</b> | <b>0</b> | <b>0</b> | <b>0</b> | <b>0</b> | <b>0</b>   | <b>3</b> | <b>1</b> | <b>2</b> |

# #83

## CODY THOMPSON

**WIDE RECEIVER**  
**HT:** 6-2 **WT:** 205  
**DOB:** 1/11/96  
**NFL:** 3RD YEAR  
**ACQ:** FA, 2024  
**COLLEGE:** TOLEDO



### TRANSACTIONS:

- X Originally entered the NFL college free agent with the Kansas City Chiefs on May 4, 2019. Was Released on Aug. 31, 2019.
- X Signed to Kansas City's practice squad on Sept. 1, 2019. Was released on Oct. 29, 2019.
- X Signed to the Seattle Seahawks' practice squad on Oct. 30, 2019. Was released on Nov. 5, 2019.
- X Signed to the Cincinnati Bengals' practice squad on Nov. 19, 2019. Was released on Jan. 6, 2020.
- X Signed a future contract with the Seattle Seahawks on Jan. 14, 2020.
- X Signed as a free agent with the Tampa Bay Buccaneers on June 6, 2024.

### CAREER HIGHLIGHTS:

- X Has appeared in 12 career games, all for the Seattle Seahawks, bringing in one reception for 10 yards and recording three special teams tackles.

### 2023 HIGHLIGHTS:

- X Appeared in seven games for the Seahawks, logging one catch for 10 yards and adding two special teams tackles.

### COLLEGE:

- X Played in 56 career games at the University of Toledo (2014-18), totaling

181 receptions for 3,312 yards and 30 receiving touchdowns.

- X Owns the Toledo program record for touchdown receptions with 30, and ranks second in receiving yards with 3,312.
- X Received first-team All-MAC recognition as a redshirt senior in 2018 after posting 48 receptions for 647 yards and 10 receiving touchdowns.
- X Was named first-team All-MAC following his redshirt sophomore season in 2016 in which he hauled in 64 receptions for a career-high 1,269 receiving yards and 11 touchdowns.

### PERSONAL:

- X Attended Huron High School (Huron, Ohio), where he played quarterback and punted.
- X Was named second-team all-conference, second-team all-district and academic all-conference as a senior after throwing for 1,883 yards and 17 touchdowns and adding 1,139 rushing yards and 22 rushing touchdowns.
- X Also played basketball, where he was an honorable mention all-district player as a junior.
- X Is the son of Scott and Lois Thompson.
- X Majored in Marketing.

## THOMPSON'S CAREER STATISTICS

| YEAR              | TEAM      | RECEIVING |          |          |           |             |           |          |          | RUSHING  |          |          |          |
|-------------------|-----------|-----------|----------|----------|-----------|-------------|-----------|----------|----------|----------|----------|----------|----------|
|                   |           | GP        | GS       | NO       | YDS       | AVG         | LG        | TD       | ATT      | YDS      | AVG      | LG       | TD       |
| 2022              | Tampa Bay | 5         | 0        | 0        | 0         | -           | -         | 0        | 0        | 0        | -        | -        | 0        |
| 2023              | Tampa Bay | 7         | 0        | 1        | 10        | 10.0        | 10        | 0        | 0        | 0        | -        | -        | 0        |
| <b>NFL Totals</b> |           | <b>12</b> | <b>0</b> | <b>1</b> | <b>10</b> | <b>10.0</b> | <b>10</b> | <b>0</b> | <b>0</b> | <b>0</b> | <b>-</b> | <b>-</b> | <b>0</b> |

# #2

## KYLE TRASK

QUARTERBACK

HT: 6-5 WT: 236

DOB: 3/6/98

NFL: 4TH YEAR

ACQ: D2, 2021

COLLEGE: FLORIDA



### ACQUIRED BY BUCS:

- X Selected in the second round (64th overall) of the 2021 NFL Draft by the Buccaneers.

### 2023 HIGHLIGHTS:

- X Did not play in Weeks 1-9, 11-18.
- X Logged one snap in the Week 10 victory over Tennessee.
- X In Week 12 at Indianapolis, played two snaps, going 0-for-1 on pass attempts.
- X Did not play in the Wild Card round victory over Philadelphia or the Divisional round contest at Detroit.

### COLLEGE:

- X Played in 28 games at Florida (2016-20), completing 552-of-813 passes for 7,386 yards and 69 touchdowns. Trask's 69 career touchdown passes rank sixth in school history, while his 7,386 career passing yards rank eighth.
- X In 2020, Trask completed 301-of-437 passes (68.9 pct.) for 4,283 yards (9.8 avg.) with 43 touchdowns and eight interceptions, while rushing for an additional three touchdowns.
- X A Heisman Trophy Finalist in 2020, Trask led the FBS in total touchdowns (46) and touchdown passes (43) while ranking second in passing yards (4,283). His 43 touchdown passes established a new school record and rank third in a single season in SEC history (LSU's Joe Burrow, 60 in 15 games in 2019; Missouri's Drew Lock, 44 in 13 games in 2017).
- X Trask's 46 total touchdowns tied for the sixth-most in a single season in the SEC and ranked second in school history, trailing only Tim Tebow (55 in 2007).
- X Trask finished second nationally in passing yards per game (356.9),

breaking Rex Grossman's school record (354.0 in 2001) and ranking third in SEC history, behind only Kentucky's Tim Couch (388.6 in 1998) and LSU's Joe Burrow (378.1 in 2019).

- X Earned second-team All-America honors (Associated Press, Sporting News) and second-team All-SEC honors (Associate Press, SEC Coaches), while finishing as a finalist for the Davey O'Brien National Quarterback Award, Johnny Unitas Golden Arm Award, Manning Award and Earl Campbell Tyler Rose Award.
- X In 2019, played in 12 games, with 10 starts, completing 237-of-354 passes (66.9 pct.) for 2,941 yards, with 25 touchdowns and seven interceptions, earning third-team All-SEC honors.
- X Played in four games as a backup in 2018.
- X Did not play in 2017.
- X Redshirted in 2016.

### PERSONAL:

- X Attended Manvel High School (Manvel, Texas).
- X Helped his team to an 11-3 record as a senior and a spot in the Texas UIL 6A Division 2 Quarterfinals.

FRONT OFFICE

VETERANS

2023 REVIEW

HISTORY

RECORDS

SIDELINES

## TRASK'S GAME-BY-GAME STATISTICS

**2023**

| DATE              | OPP  | ATT      | CMP      | PCT        | PASSING  |            |          |          |          | LG       | SK-YDS     | RTG         |
|-------------------|------|----------|----------|------------|----------|------------|----------|----------|----------|----------|------------|-------------|
|                   |      |          |          |            | YDS      | YDS/ATT    | TD       | INT      |          |          |            |             |
| Sept. 10          | @MIN |          |          |            |          |            |          |          |          |          |            |             |
| Sept. 17          | CHI  |          |          |            |          |            |          |          |          |          |            |             |
| Sept. 25          | PHI  |          |          |            |          |            |          |          |          |          |            |             |
| Oct. 1            | @NO  |          |          |            |          |            |          |          |          |          |            |             |
| Oct. 15           | DET  |          |          |            |          |            |          |          |          |          |            |             |
| Oct. 22           | ATL  |          |          |            |          |            |          |          |          |          |            |             |
| Oct. 26           | @BUF |          |          |            |          |            |          |          |          |          |            |             |
| Nov. 5            | @HOU |          |          |            |          |            |          |          |          |          |            |             |
| Nov. 12           | TEN  | 0        | 0        | 0.0        | 0        | 0.0        | 0        | 0        | 0        | 0        | 0-0        | 0.0         |
| Nov. 19           | @SF  |          |          |            |          |            |          |          |          |          |            |             |
| Nov. 26           | @IND | 1        | 0        | 0.0        | 0        | 0.0        | 0        | 0        | 0        | 0        | 0-0        | 39.6        |
| Dec. 3            | CAR  |          |          |            |          |            |          |          |          |          |            |             |
| Dec. 10           | @ATL |          |          |            |          |            |          |          |          |          |            |             |
| Dec. 17           | @GB  |          |          |            |          |            |          |          |          |          |            |             |
| Dec. 24           | JAC  |          |          |            |          |            |          |          |          |          |            |             |
| Dec. 31           | NO   |          |          |            |          |            |          |          |          |          |            |             |
| Jan. 7            | @CAR |          |          |            |          |            |          |          |          |          |            |             |
| <b>TOTALS</b>     |      | <b>1</b> | <b>0</b> | <b>0.0</b> | <b>0</b> | <b>0.0</b> | <b>0</b> | <b>0</b> | <b>0</b> | <b>0</b> | <b>0-0</b> | <b>39.6</b> |
| <b>POSTSEASON</b> |      |          |          |            |          |            |          |          |          |          |            |             |
| Jan. 15           | PHI  |          |          |            |          |            |          |          |          |          |            |             |
| Jan. 21           | @DET |          |          |            |          |            |          |          |          |          |            |             |
| <b>TOTALS</b>     |      | <b>-</b> | <b>-</b> | <b>-</b>   | <b>-</b> | <b>-</b>   | <b>-</b> | <b>-</b> | <b>-</b> | <b>-</b> | <b>-</b>   | <b>-</b>    |

## TRASK'S CAREER STATISTICS

| Year              | Team      | GP       | GS       | Passing   |          |             | Yds       | Y/A        | TD       | Int      | Lg       | Sk       | Yds      |          | RTG         |
|-------------------|-----------|----------|----------|-----------|----------|-------------|-----------|------------|----------|----------|----------|----------|----------|----------|-------------|
|                   |           |          |          | Att       | Cmp      | Pct         |           |            |          |          |          |          | Lst      |          |             |
| 2022              | Tampa Bay | 1        | 0        | 9         | 3        | 33.3        | 23        | 2.6        | 0        | 0        | 9        | 0        | 0        | 0        | 42.4        |
| 2023              | Tampa Bay | 2        | 0        | 1         | 0        | 0.0         | 0         | 0.0        | 0        | 0        | 0        | 0        | 0        | 0        | 39.6        |
| <b>NFL Totals</b> |           | <b>3</b> | <b>0</b> | <b>10</b> | <b>3</b> | <b>30.0</b> | <b>23</b> | <b>2.6</b> | <b>0</b> | <b>0</b> | <b>9</b> | <b>0</b> | <b>0</b> | <b>0</b> | <b>39.6</b> |

# #97 ZACH TRINER

**LONG SNAPPER**  
**HT:** 6-3 **WT:** 245  
**DOB:** 1/30/91  
**NFL:** 6TH YEAR  
**ACQ:** FA, 2019  
**COLLEGE:** ASSUMPTION



## TRANSACTIONS:

- X Signed to a futures contract with New York Jets on January 5, 2017. Waived on May 8, 2017.
- X Signed to Green Bay Packers' practice squad on December 27, 2017. Signed to a futures contract with Green Bay on January 2, 2018. Waived on September 1, 2018.
- X Signed to a futures contract with Tampa Bay Buccaneers on January 3.

## CAREER HIGHLIGHTS:

- X Super Bowl LV Champion.
- X Has appeared in 75 career games, all as the team's long snapper, logging 10 career special teams tackles.
- X Has appeared in nine career playoff games.

## 2023 HIGHLIGHTS:

- X Appeared on special teams in the Week 1 victory at Minnesota, logging 11 snaps.
- X Appeared on special teams in the Week 2 win over Chicago, logging 10 special teams snaps.
- X In Week 3 vs. Philadelphia, logged five special teams snaps.
- X Played nine special teams snaps in the Week 4 victory at New Orleans.
- X In Week 6 vs. Detroit, logged eight special teams snaps.
- X Appeared on six special teams snaps in Week 7 vs. Atlanta.
- X Recorded nine special teams snaps in Week 8 at Buffalo.
- X Played 11 special teams snaps in Week 9 at Houston, recording his first special teams tackle of the season.

- X In the Week 10 victory over Tennessee, played nine special teams snaps and finished with one special teams tackle.
- X Appeared on special teams in Week 11 at San Francisco, playing special teams snaps.
- X Played eight special teams snaps in Week 12 at Indianapolis.
- X In the Week 13 victory over Carolina, played 11 special teams snaps.
- X Logged 11 special teams snaps in the Week 14 victory over Atlanta.
- X Played seven special teams snaps in the Week 15 victory at Green Bay.
- X Logged eight special teams snaps in the Week 16 win over Jacksonville, recording one special teams tackle.
- X Appeared on six special teams snaps in Week 17 vs. New Orleans.
- X Played nine special teams snaps in the Week 18 victory at Carolina.
- X Appeared on nine special teams snaps in the Wild Card round win over Philadelphia.
- X Logged eight special teams snaps in the Divisional round contest at Detroit.

## COLLEGE:

- X Appeared in 25 games in three seasons at Assumption College (2012-14) as a defensive lineman.
- X Logged 66 tackles, 14 tackles for loss, 8.5 sacks, three forced fumbles and two fumble recoveries.
- X As a senior (2014), played in all 11 games, tallying 31 tackles, with 7.5 for loss, 5.5 sacks, two forced fumbles and one fumble recovery.
- X As a junior (2013), recorded 31 tackles, five tackles for loss, two sacks, one forced fumble and one fumble recovery.



- X Appeared in three games in his sophomore season (2012), notching four tackles and a sack.
- X Transferred from Sienna College, where he won a Metro Atlantic Athletic Conference title in lacrosse.
- X Majored in psychology.

### PERSONAL:

- X Played football and lacrosse at Marshfield High School (Marshfield, Massachusetts), where he was a two-time all-state and all-conference performer in both sports.
- X Son of Kristin and Stephen Gangi. Father, Stephen, played in the MLB for the Boston Red Sox and Atlanta Braves.

### COMMUNITY:

- X In November 2021, the Buccaneers specialist helped serve dinner to patients undergoing cancer treatments and their families at Florida Cancer Specialists.
- X Triner took a visit to MacDill Air Force Base to learn and speak with members of the military.
- X Triner also participated in the Buccaneers Mock Trial and sat in on bail and probation hearings at the Hillsborough County Courthouse on Tuesday to gain perspective on the criminal justice system.


## TRINER'S CAREER STATISTICS

**Games/Starts:** TB: 2019: 16/0; 2020: 16/0 (P:4/0); 2021: 9/0 (P:2/0); 2022: 17/0 (P:1/0); 2023: 17/0 (P: 1/0)

**Career Totals:** 75/0 (P: 9/0)

**Special Teams Tackles:** 10 - 3 in 2023; 1 in 2022; 3 in 2021; 2 in 2020; 1 in 2019

#9

**JOE TRYON-SHOYINKA****OUTSIDE LINEBACKER****HT:** 6-5 **WT:** 259**DOB:** 4/30/99**NFL:** 4TH YEAR**ACQ:** D1, 2021**COLLEGE:** WASHINGTON**ACQUIRED BY BUCS:**

- X Selected in the first round (32nd overall) of the 2021 NFL Draft by the Buccaneers.

**CAREER HIGHLIGHTS:**

- X Started 34-of-51 games for the Buccaneers, totaling 109 tackles (18 for loss), 31 quarterback hits, 13.0 sacks, six passes defended, one forced fumble and one fumble recovery.
- X Has appeared in five playoff games, making one start and logging seven tackles (one for loss), three quarterback hits, one pass defended and 1.0 sack.

**2023 HIGHLIGHTS:**

- X Logged one tackle, one quarterback hit and one fumble recovery in the Week 1 victory at Minnesota.
- X Played 28 defensive snaps in the Week 2 victory over Chicago, finishing with four tackles (two for loss), three quarterback hits and 2.0 sacks.
- X His two sacks in Week 2 marked his second career multi-sack performance, joining Oct. 3, 2021 at New England.
- X In Week 3 vs. Philadelphia, played 48-of-78 defensive snaps, finishing with two tackles (one for loss).
- X Played 43-of-65 defensive snaps in the Week 4 victory at New Orleans, finishing with two tackles.
- X In Week 6 vs. Detroit, played 51-of-70 defensive snaps and finished with four tackles (one for loss), 1.0 sack and one pass defended.
- X Played 45-of-65 defensive snaps in Week 7 vs. Atlanta, finishing with six tackles (one for loss).

- X In Week 8 at Buffalo, played 39-of-69 defensive snaps and finished with two tackles and one quarterback hit.
- X Played 48-of-72 defensive snaps in Week 9 at Houston, finishing with one tackle.
- X In the Week 10 victory over Tennessee, played 24-of-63 defensive snaps and finished with two tackles (one for loss).
- X Played 34-of-60 defensive snaps in Week 11 at San Francisco.
- X In Week 12 at Indianapolis, played 28-of-73 defensive snaps and finished with two tackles (one for loss), 1.0 sack and one quarterback hit.
- X Tryon-Shoyinka's sack in Week 12 moved him to 4.0 on the season, tying his career high.
- X In the Week 13 victory over Carolina, played 27-of-72 defensive snaps and finished with four tackles.
- X Played 24-of-72 defensive snaps in the Week 14 victory over Atlanta, finishing with three tackles and recording his 100th career tackle.
- X In the Week 15 victory at Green Bay, played 18-of-60 defensive snaps and finished with two tackles.
- X Played 23-of-66 defensive snaps in the Week 16 win over Jacksonville, finishing with one tackle. Also added a career-high-tying two special teams tackles.



FRONT OFFICE

VETERANS

2023 REVIEW

HISTORY

RECORDS

SIDELINES

- X In Week 17 vs. New Orleans, started at outside linebacker, playing 34-of-70 defensive snaps and logged three tackles.
- X In the Week 18 victory at Carolina, played 24-of-52 defensive snaps and recorded three tackles, one quarterback hit, 1.0 sack and one forced fumble. He recorded his first career stripsack and his first career forced fumble.
- X In the Wild Card round victory over Philadelphia, recorded one tackle, two quarterback hits and 1.0 sack. It marked his first career postseason sack.
- X In the Divisional round contest at Detroit, played 27-of-73 defensive snaps and finished with three tackles.

### COLLEGE:

- X Played in 25 games at Washington (2017-20), starting 14, totaling 61 tackles, (14.5 for loss), 9.0 sacks and two passes defended.
- X Did not play in the 2020 season after declaring for the 2021 NFL Draft, but was selected as a preseason All-American (first team, Phil Steele; second team, Sporting News) and named to the Bronko Nagurski and Butkus Award preseason watch lists.
- X As a redshirt sophomore in 2019, started 12-of-13 games, registering 41 tackles (12.5 for loss), 8.0 sacks and one pass defended, earning second-team All-Pac-12 honors. His 8.0 sacks tied for fifth in the Pac-12, while his 12.5 tackles for loss were fifth-most in the conference.
- X Named Pac-12 Defensive Lineman of the Week after recording 2.5 tackles for loss and two sacks against Washington State (11/29/19).
- X Played in 12 games as a redshirt freshman, with two starts, recording 20 tackles (two for loss), one sack and one pass defended.
- X Redshirted in 2017.

### PERSONAL:

- X Attended Hazen High School (Renton, Washington).
- X As a senior in 2016, earned North Puget Sound League Defensive Lineman of the Year, Seattle Times all-state honors

and first-team All-NPSL honors at both defensive line and tight end, while also being named to the USA Today all-state team (all levels) and the Seattle Times all-area team.

- X Also played basketball and baseball at Hazen.



# TRYON-SHOYINKA'S GAME-BY-GAME STATISTICS

FRONT OFFICE

VETERANS

2023 REVIEW

HISTORY

RECORDS

SIDELINES

## 2023

| DATE              | OPP  | TACKLES   |           |           |          |            |             | INTERCEPTIONS |          |          |          |          | FUMBLES  |          |          | ST TACKLES |          |          |          |          |          |
|-------------------|------|-----------|-----------|-----------|----------|------------|-------------|---------------|----------|----------|----------|----------|----------|----------|----------|------------|----------|----------|----------|----------|----------|
|                   |      | T         | S         | A         | TFL      | SK         | YDS         | QH            | NO       | YDS      | LG       | TD       | PD       | FF       | FR       | YDS        | T        | S        | A        |          |          |
| Sept. 10          | @MIN | 2         | 1         | 1         | 0        | 0.0        | 0.0         | 1             | 0        | 0        | 0        | 0        | 0        | 0        | 1        | 0          | 0        | 0        | 0        | 0        |          |
| Sept. 17          | CHI  | 4         | 4         | 0         | 2        | 2.0        | 21.0        | 3             | 0        | 0        | 0        | 0        | 0        | 0        | 0        | 0          | 0        | 0        | 0        | 0        |          |
| Sept. 25          | PHI  | 2         | 2         | 0         | 1        | 0.0        | 0.0         | 0             | 0        | 0        | 0        | 0        | 0        | 0        | 0        | 0          | 0        | 0        | 0        | 0        |          |
| Oct. 1            | @NO  | 2         | 1         | 1         | 0        | 0.0        | 0.0         | 0             | 0        | 0        | 0        | 0        | 0        | 0        | 0        | 0          | 0        | 0        | 0        | 0        |          |
| Oct. 15           | DET  | 4         | 3         | 1         | 1        | 1.0        | 1.0         | 0             | 0        | 0        | 0        | 0        | 1        | 0        | 0        | 0          | 0        | 0        | 0        | 0        |          |
| Oct. 22           | ATL  | 6         | 4         | 2         | 1        | 0.0        | 0.0         | 0             | 0        | 0        | 0        | 0        | 0        | 0        | 0        | 0          | 0        | 0        | 0        | 0        |          |
| Oct. 26           | @BUF | 2         | 2         | 0         | 0        | 0.0        | 0.0         | 1             | 0        | 0        | 0        | 0        | 0        | 0        | 0        | 0          | 0        | 0        | 0        | 0        |          |
| Nov. 5            | @HOU | 1         | 0         | 1         | 0        | 0.0        | 0.0         | 0             | 0        | 0        | 0        | 0        | 0        | 0        | 0        | 0          | 0        | 0        | 0        | 0        |          |
| Nov. 12           | TEN  | 2         | 2         | 0         | 1        | 0.0        | 0.0         | 0             | 0        | 0        | 0        | 0        | 0        | 0        | 0        | 0          | 0        | 0        | 0        | 0        |          |
| Nov. 19           | @SF  | 0         | 0         | 0         | 0        | 0.0        | 0.0         | 0             | 0        | 0        | 0        | 0        | 0        | 0        | 0        | 0          | 0        | 0        | 0        | 0        |          |
| Nov. 26           | @IND | 2         | 1         | 1         | 1        | 1.0        | 9.0         | 1             | 0        | 0        | 0        | 0        | 0        | 0        | 0        | 0          | 0        | 0        | 0        | 0        |          |
| Dec. 3            | CAR  | 4         | 1         | 3         | 0        | 0.0        | 0.0         | 0             | 0        | 0        | 0        | 0        | 0        | 0        | 0        | 0          | 0        | 0        | 0        | 0        |          |
| Dec. 10           | @ATL | 3         | 2         | 1         | 0        | 0.0        | 0.0         | 0             | 0        | 0        | 0        | 0        | 0        | 0        | 0        | 0          | 0        | 0        | 0        | 0        |          |
| Dec. 17           | @GB  | 2         | 1         | 1         | 0        | 0.0        | 0.0         | 0             | 0        | 0        | 0        | 0        | 0        | 0        | 0        | 0          | 0        | 0        | 0        | 0        |          |
| Dec. 24           | JAC  | 1         | 0         | 1         | 0        | 0.0        | 0.0         | 0             | 0        | 0        | 0        | 0        | 0        | 0        | 0        | 0          | 0        | 0        | 2        | 2        | 0        |
| Dec. 31           | NO   | 3         | 1         | 2         | 0        | 0.0        | 0.0         | 0             | 0        | 0        | 0        | 0        | 0        | 0        | 0        | 0          | 0        | 0        | 0        | 0        | 0        |
| Jan. 7            | @CAR | 3         | 1         | 2         | 0        | 1.0        | 9.0         | 1             | 0        | 0        | 0        | 0        | 0        | 1        | 0        | 0          | 0        | 0        | 0        | 0        | 0        |
| <b>TOTALS</b>     |      | <b>43</b> | <b>26</b> | <b>17</b> | <b>7</b> | <b>5.0</b> | <b>39.0</b> | <b>7</b>      | <b>0</b> | <b>0</b> | <b>0</b> | <b>0</b> | <b>0</b> | <b>1</b> | <b>1</b> | <b>0</b>   | <b>2</b> | <b>2</b> | <b>0</b> | <b>0</b> | <b>0</b> |
| <b>POSTSEASON</b> |      |           |           |           |          |            |             |               |          |          |          |          |          |          |          |            |          |          |          |          |          |
| Jan. 15           | PHI  | 1         | 1         | 0         | 0        | 1.0        | 0.0         | 2             | 0        | 0        | 0        | 0        | 0        | 0        | 0        | 0          | 0        | 0        | 0        | 0        | 0        |
| Jan. 21           | @DET | 3         | 1         | 2         | 0        | 0.0        | 0.0         | 0             | 0        | 0        | 0        | 0        | 0        | 0        | 0        | 0          | 0        | 0        | 0        | 0        | 0        |
| <b>TOTALS</b>     |      | <b>4</b>  | <b>2</b>  | <b>2</b>  | <b>0</b> | <b>1.0</b> | <b>0.0</b>  | <b>2</b>      | <b>0</b> | <b>0</b> | <b>0</b> | <b>0</b> | <b>0</b> | <b>0</b> | <b>0</b> | <b>0</b>   | <b>0</b> | <b>0</b> | <b>0</b> | <b>0</b> | <b>0</b> |

## TRYON-SHOYINKA'S CAREER STATISTICS

| Year              | Team      | Tackles   |           |            |           |           |             | INT         |          |          |          |          | Fumbles  |          |          | ST Tackles |          |          |          |   |
|-------------------|-----------|-----------|-----------|------------|-----------|-----------|-------------|-------------|----------|----------|----------|----------|----------|----------|----------|------------|----------|----------|----------|---|
|                   |           | GP        | GS        | T          | S         | A         | Sk          | Yds         | No       | Yds      | Lg       | TD       | PD       | FF       | FR       | Yds        | T        | S        | A        |   |
| 2021              | Tampa Bay | 17        | 6         | 26         | 19        | 7         | 4.0         | 17.0        | 0        | 0        | 0        | 0        | 3        | 0        | 0        | 0          | 3        | 2        | 1        |   |
| 2022              | Tampa Bay | 17        | 16        | 40         | 23        | 17        | 4.0         | 30.5        | 0        | 0        | 0        | 0        | 2        | 0        | 0        | 0          | 0        | 0        | 0        |   |
| 2023              | Tampa Bay | 17        | 12        | 40         | 25        | 15        | 4.0         | 30.0        | 0        | 0        | 0        | 0        | 1        | 0        | 1        | 0          | 2        | 2        | 0        |   |
| <b>NFL Totals</b> |           | <b>50</b> | <b>34</b> | <b>106</b> | <b>67</b> | <b>39</b> | <b>12.0</b> | <b>78.5</b> | <b>0</b> | <b>0</b> | <b>0</b> | <b>0</b> | <b>6</b> | <b>0</b> | <b>1</b> | <b>0</b>   | <b>5</b> | <b>4</b> | <b>1</b> |   |
| <b>Playoffs</b>   |           |           |           |            |           |           |             |             |          |          |          |          |          |          |          |            |          |          |          |   |
| Year              | Team      | Tackles   |           |            |           |           |             | INT         |          |          |          |          | Fumbles  |          |          | ST Tackles |          |          |          |   |
|                   |           | GP        | GS        | T          | S         | A         | Sk          | Yds         | No       | Yds      | Lg       | TD       | PD       | FF       | FR       | Yds        | T        | S        | A        |   |
| 2021              | Tampa Bay | 2         | 0         | 1          | 1         | 0         | 0.0         | 0.0         | 0        | 0        | 0        | 0        | 1        | 0        | 0        | 0          | 0        | 0        | 0        | 0 |
| 2022              | Tampa Bay | 1         | 0         | 2          | 1         | 1         | 0.0         | 0.0         | 0        | 0        | 0        | 0        | 0        | 0        | 0        | 0          | 0        | 0        | 0        |   |
| 2023              | Tampa Bay | 2         | 0         | 4          | 2         | 2         | 1.0         | 0.0         | 0        | 0        | 0        | 0        | 0        | 0        | 0        | 0          | 0        | 0        | 0        |   |
| <b>Postseason</b> |           | <b>5</b>  | <b>0</b>  | <b>7</b>   | <b>4</b>  | <b>3</b>  | <b>1.0</b>  | <b>0.0</b>  | <b>0</b> | <b>0</b> | <b>0</b> | <b>0</b> | <b>1</b> | <b>0</b> | <b>0</b> | <b>0</b>   | <b>0</b> | <b>0</b> | <b>0</b> |   |

#44

**SEAN TUCKER**

**RUNNING BACK**  
**HT: 5-10 WT: 205**  
**DOB: 10/25/01**  
**NFL: 2ND YEAR**  
**ACQ: FA, 2023**  
**COLLEGE: SYRACUSE**

**ACQUIRED BY BUCS:**

- X Signed by Tampa Bay as a college free agent on May 12, 2023.

**2023 HIGHLIGHTS:**

- X Made his NFL debut in the Week 1 victory at Minnesota, logging five carries for 15 yards and two receptions for nine yards.
- X In the Week 2 victory over Chicago, logged 17 offensive snaps and finished with eight rushes for seven yards. Also contributed nine special teams snaps.
- X Appeared on special teams and in a reserve capacity on offense in Week 3 vs. Philadelphia, finishing with four offensive snaps and eight special teams snaps. Logged two carries for one yard, and added one special teams tackle.
- X Appeared on special teams in the Week 4 victory at New Orleans and in Week 6 vs. Detroit.
- X In Week 7 vs. Atlanta, appeared on special teams, logging seven snaps.
- X Was inactive for Week 8 at Buffalo and Week 9 at Houston.
- X Appeared primarily on special teams in Weeks 10-14.
- X Did Not Play in Weeks 15-18.
- X Did Not Play in the Wild Card round victory over Philadelphia or the Divisional round contest at Detroit.

**COLLEGE:**

- X Appeared in 33 games across three seasons (2020-2022) at Syracuse University, logging 589 rushes for 3,341 yards (5.4 avg.) and 27 touchdowns. Also added 64 receptions for 622 yards and four touchdowns.

- X Started all 12 games as a junior (2022), rushing 206 times for 1,060 yards (5.1 avg) and 11 touchdowns and added 36 receptions for 254 yards and two touchdowns. His 1,060 yards rushing were the 12th-highest total in program history and his 36 receptions are the third-highest single-season total by a running back in program history. First running back in school history to have over 1,000 rushing yards and 250 receiving yards in back-to-back seasons.
- X Started all 12 games as a sophomore (2021), recording 246 carries for 1,496 rushing yards and 12 touchdowns, also added 20 receptions for 255 yards and two touchdowns. His 1,496 rushing yards were sixth in the nation and broke Joe Morris' 42-year-old Syracuse single-season rushing record (1,372 yards).
- X Also set the school record for quickest player to rush for 1,000 yards in school history (eight games). Set the program record for most 100-yard games in a season (nine) and most consecutive 100 yards games (seven).
- X Finished fourth in the nation in yards per game (124.7), fifth in the nation in all-purpose yards (145.9 yards per game), and fourth nationally in yards from scrimmage (1,751) which also ranked third in school history. Became the first player in program history to rush for 100+ yards and have over 100 yards receiving in a single game (UAlbany 9/18).
- X Was named one-of-15 semifinalists for The Maxwell Award, presented annually to the nation's most outstanding college football player and was named First Team All-ACC, earning most votes out

of anyone on All-ACC Team. Also ran on the Orange track and field team during the indoor season, finishing with a 6.90 second career best mark.

- X Appeared in nine games with seven starts as a freshman (2020), totaling 137 carries for 626 yards and four touchdowns, also added eight receptions for 113 yards. Became starting running back four games into the season following a rash of injuries and opt outs at the position. Ran for the third-most yards in a single season by a Syracuse freshman (626), which was also the fourth-most in the FBS by a true freshman this season. His three 100+ yard games are the second-

most in a single season by a Syracuse freshman ever.

### PERSONAL:

- X Attended Calvert Hall High School (Towson, MD).
- X Played on both sides of the ball as a running back and cornerback and rushed for 1,204 yards and 14 touchdowns as a senior.
- X Sprinter for the Calvert Hall indoor and outdoor track teams, winning the MIAA indoor title in the 55-meter dash two years in a row, as well as the 100-meter and 200-meter sprints as a junior.

## TUCKER'S GAME-BY-GAME STATISTICS

| 2023<br>DATE      | OPP  | ATT       | RUSHING   |            |          |              |          | RECEIVING |            |          |          |  |
|-------------------|------|-----------|-----------|------------|----------|--------------|----------|-----------|------------|----------|----------|--|
|                   |      |           | YDS       | AVG        | LG       | TD           | NO       | YDS       | AVG        | LG       | TD       |  |
| Sept. 10          | @MIN | 5         | 15        | 3.0        | 5        | 0            | 2        | 9         | 4.5        | 6        | 0        |  |
| Sept. 17          | CHI  | 8         | 7         | 0.9        | 7        | 0            | 0        | 0         | 0.0        | 0        | 0        |  |
| Sept. 25          | PHI  | 2         | 1         | 0.5        | 2        | 0            | 0        | 0         | 0.0        | 0        | 0        |  |
| Oct. 1            | @NO  | 0         | 0         | 0.0        | 0        | 0            | 0        | 0         | 0.0        | 0        | 0        |  |
| Oct. 15           | DET  | 0         | 0         | 0.0        | 0        | 0            | 0        | 0         | 0.0        | 0        | 0        |  |
| Oct. 22           | ATL  | 0         | 0         | 0.0        | 0        | 0            | 0        | 0         | 0.0        | 0        | 0        |  |
| Oct. 26           | @BUF |           |           |            |          | Inactive     |          |           |            |          |          |  |
| Nov. 5            | @HOU |           |           |            |          | Inactive     |          |           |            |          |          |  |
| Nov. 12           | TEN  | 0         | 0         | 0.0        | 0        | 0            | 0        | 0         | 0.0        | 0        | 0        |  |
| Nov. 19           | @SF  | 0         | 0         | 0.0        | 0        | 0            | 0        | 0         | 0.0        | 0        | 0        |  |
| Nov. 26           | @IND | 0         | 0         | 0.0        | 0        | 0            | 0        | 0         | 0.0        | 0        | 0        |  |
| Dec. 3            | CAR  | 0         | 0         | 0.0        | 0        | 0            | 0        | 0         | 0.0        | 0        | 0        |  |
| Dec. 10           | @ATL | 0         | 0         | 0.0        | 0        | 0            | 0        | 0         | 0.0        | 0        | 0        |  |
| Dec. 17           | @GB  |           |           |            |          | Did Not Play |          |           |            |          |          |  |
| Dec. 24           | JAC  |           |           |            |          | Did Not Play |          |           |            |          |          |  |
| Dec. 31           | NO   |           |           |            |          | Did Not Play |          |           |            |          |          |  |
| Jan. 7            | @CAR |           |           |            |          | Did Not Play |          |           |            |          |          |  |
| <b>TOTALS</b>     |      | <b>15</b> | <b>23</b> | <b>1.5</b> | <b>7</b> | <b>0</b>     | <b>2</b> | <b>9</b>  | <b>4.5</b> | <b>6</b> | <b>0</b> |  |
| <b>POSTSEASON</b> |      |           |           |            |          |              |          |           |            |          |          |  |
| Jan. 15           | PHI  |           |           |            |          | Did Not Play |          |           |            |          |          |  |
| Jan. 21           | @DET |           |           |            |          | Did Not Play |          |           |            |          |          |  |
| <b>TOTALS</b>     |      | <b>-</b>  | <b>-</b>  | <b>-</b>   | <b>-</b> | <b>-</b>     | <b>-</b> | <b>-</b>  | <b>-</b>   | <b>-</b> | <b>-</b> |  |

## TUCKER'S CAREER STATISTICS

| YEAR              | TEAM      | GP        | GS       | RUSHING   |           |            |          |          | RECEIVING |          |            |          |          |
|-------------------|-----------|-----------|----------|-----------|-----------|------------|----------|----------|-----------|----------|------------|----------|----------|
|                   |           |           |          | ATT       | YDS       | AVG        | LG       | TD       | NO.       | YDS      | AVG        | LG       | TD       |
| 2023              | Tampa Bay | 11        | 0        | 15        | 23        | 1.5        | 7        | 0        | 2         | 9        | 4.5        | 6        | 0        |
| <b>NFL Totals</b> |           | <b>11</b> | <b>0</b> | <b>15</b> | <b>23</b> | <b>1.5</b> | <b>7</b> | <b>0</b> | <b>2</b>  | <b>9</b> | <b>4.5</b> | <b>6</b> | <b>0</b> |



#50  
VITA VEA

DEFENSIVE LINEMAN

HT: 6-4 WT: 347

DOB: 2/5/95

NFL: 7TH YEAR

ACQ: D1, 2018

COLLEGE: WASHINGTON

**ACQUIRED BY BUCS:**

- X Selected in the first round (12th overall) of the 2018 NFL Draft by the Buccaneers.

**AWARDS & ACCOLADES:**

- X Super Bowl LV Champion.
- X 2021 Pro Bowl Selection

**CAREER HIGHLIGHTS:**

- X Has started 74-of-79 games he has played, recording 180 tackles (31 for loss), 53 quarterback hits, 23.5 sacks, six passes defended, three forced fumbles and two fumble recoveries.
- X Has played in seven postseason contests, with five starts, recording 10 tackles (two for loss), five quarterback hits and 2.5 sacks.
- X Recorded first career multi-sack game at Atlanta (12/5/21), with 2.0 sacks.
- X Registered first career fumble recovery against Chicago (10/24/21).
- X Scored first NFL touchdown when he caught a one-yard pass in a Buccaneers' win at Atlanta (11/24/19).
- X Recorded first career sack (Alex Smith) vs. Washington (11/11/18).
- X Recorded a career-high nine tackles, which was the most by a Buccaneers defensive lineman since Week 15 of 2015, at Baltimore (12/16/18).
- X Made NFL debut at Chicago (9/30/18).
- X Made first career start in win vs. Cleveland (10/21/18).

**2023 HIGHLIGHTS:**

- X Was named a team captain for the 2023 season.
- X Started at nose tackle in the Week 1 victory at Minnesota, logging four tackles (one for loss).
- X According to Pro Football Focus, was Tampa Bay's second-highest graded defender in Week 1, earning a 75.8 grade.
- X In Week 2 vs. Chicago, played 34 defensive snaps and finished with three tackles (one for loss), three quarterback hits and 1.5 sacks.
- X His 1.5 sack performance in Week 2 marked his highest sack output in a game since Nov. 6, 2022 vs. L.A. Rams (2.0)
- X Played 41-of-78 defensive snaps in Week 3 vs. Philadelphia, logging three tackles.
- X In the Week 4 victory at New Orleans, played 44-of-68 defensive snaps and finished with three tackles (one for loss), 2.0 sacks, two quarterback hits and one forced fumble.
- X His 2.0 sacks in Week 4 marked his third career multi-sack performance and his first since 11/6/2022 vs. L.A. Rams.
- X Through five weeks, Vea's 3.5 sacks ranked fourth among defensive tackles.
- X In Week 6 vs. Detroit, finished with a then-season-high six tackles (one for loss) and one forced fumble. It marked his second forced fumble in as many games.

- X Ve'a's forced fumble in Week 6 was his third over his previous 17 games, after not recording one over his first 52 career games played.
- X According to Pro Football Focus, was Tampa Bay's highest-graded defensive player in Week 6, earning a 90.0 grade.
- X Through six weeks, Ve'a was just one of just five players – and the only non-edge rusher – to have 3.5-or-more sacks, five-or-more quarterback hits, four-or-more tackles for loss and two-or-more forced fumbles.
- X In Week 7 vs. Atlanta, played 36-of-65 defensive snaps and finished with two tackles.
- X Was inactive for Week 8 at Buffalo.
- X In Week 9 at Houston, played 50-of-72 defensive snaps and finished with four tackles (one for loss) and one quarterback hit.
- X According to Pro Football Focus, was Tampa Bay's second-highest graded defensive starter in Week 9, earning a 72.3 grade.
- X In the Week 10 victory over Tennessee, played 39-of-63 defensive snaps and finished with two tackles (one for loss), two quarterback hits and 1.0 sack.
- X According to Pro Football Focus, was Tampa Bay's highest-graded defender in Week 10, earning a 72.6 grade.
- X In Week 11 at San Francisco, played 38-of-60 defensive snaps and finished with four tackles (two for loss), 1.0 sack and one quarterback hit.
- X Ve'a's sack in Week 11 improved his then-team-leading total to 5.5 and his career total to 23.5.
- X Played 46-of-73 defensive snaps in Week 12 at Indianapolis.



- X In the Week 13 victory over Carolina, played 46-of-72 defensive snaps and logged two tackles.
- X Was inactive for Week 14 at Atlanta.
- X In the Week 15 victory at Green Bay, played 28-of-60 defensive snaps and recorded two tackles.
- X Played 35-of-66 defensive snaps in the Week 16 win over Jacksonville, finishing with one tackle.
- X In Week 17 vs. New Orleans, played 48-of-70 defensive snaps, finishing with a season-high-tying six tackles.
- X In the Week 18 victory at Carolina, played 38-of-52 defensive snaps and recorded one tackle.
- X In the Wild Card round win over Philadelphia, tallied two tackles, one quarterback hit and 0.5 sacks. He improved his career postseason sack total to 2.5.
- X In the Divisional round contest at Detroit, played 48-of-73 defensive snaps and finished with one tackle and one quarterback hit.

### COLLEGE:

- X Played in 40 career games at Washington (2014-17), recording 100 tackles (15 for loss), 9.5 sacks, six passes defended, two forced fumbles and two blocked kicks.
- X As a redshirt junior (2017), earned the Pac-12 Pat Tillman Defensive Player of the Year Award, as well as the Morris Trophy, given annually to the top defensive lineman in the Pac-12, as voted on by the conference's offensive linemen.
- X Named second-team All-American by USA Today, Sports Illustrated, SB Nation and The Athletic, while earning first-team All-Pac-12 Honors from both the league's coaches and the



Associated Press. Was also a finalist for the Polynesian Player of the Year and was a Bednarik Award semifinalist.

- X Started all 13 games as a senior, recording 44 tackles (5.5 for loss), four passes defended, 2.5 sacks and a blocked punt.
- X Helped anchor Washington's run defense, which ranked fourth in the NCAA in rushing yards allowed per game (100.9), while only allowing 2.86 yards per carry, the second-lowest mark in the NCAA.
- X Part of a Washington defense that allowed just 16.1 points per game, the fifth-best mark in the country, and allowed only 298.0 yards per game, the eighth-fewest in the NCAA.
- X Played in all 14 games, with five starts, as a redshirt sophomore (2016), tallying 39 tackles (6.5 for loss), 5.0 sacks, two passes defended and a forced fumble.
- X As a redshirt freshman in 2015, played in 13 games, registering 17 tackles (three for loss), one forced fumble, one pass defended and one sack.
- X Redshirted in 2014.

#### **PERSONAL/COMMUNITY:**

- X Attended Milpitas High School (Milpitas, California).
- X Played defensive line and running back in high school.
- X Named to MaxPreps.com All-NorCal first team and Division II all-state first-team as a senior, while also being named first-team All-Metro by the San Francisco Chronicle and the San Jose Mercury News.
- X Vea, along with the defensive linemen hosted the 8th annual "D-Line Delivers Christmas". Local families were surprised with a tour of AdventHealth Training Center, dinner with D-Line, and a shopping spree at Target.



## VEA'S GAME-BY-GAME STATISTICS

| 2023              |      | TACKLES   |           |           |          |            |             | INTERCEPTIONS |          |          |          |          | FUMBLES  |          |          | ST TACKLES |          |          |          |
|-------------------|------|-----------|-----------|-----------|----------|------------|-------------|---------------|----------|----------|----------|----------|----------|----------|----------|------------|----------|----------|----------|
| DATE              | OPP  | T         | S         | A         | TFL      | SK         | YDS         | QH            | NO       | YDS      | LG       | TD       | PD       | FF       | FR       | YDS        | T        | S        | A        |
| Sept. 10          | @MIN | 4         | 3         | 1         | 1        | 0.0        | 0.0         | 0             | 0        | 0        | 0        | 0        | 0        | 0        | 0        | 0          | 0        | 0        | 0        |
| Sept. 17          | CHI  | 3         | 2         | 1         | 1        | 1.5        | 12.5        | 3             | 0        | 0        | 0        | 0        | 0        | 0        | 0        | 0          | 0        | 0        | 0        |
| Sept. 25          | PHI  | 3         | 0         | 3         | 0        | 0.0        | 0.0         | 0             | 0        | 0        | 0        | 0        | 0        | 0        | 0        | 0          | 0        | 0        | 0        |
| Oct. 1            | @NO  | 3         | 2         | 1         | 1        | 2.0        | 9.0         | 2             | 0        | 0        | 0        | 0        | 0        | 1        | 0        | 0          | 0        | 0        | 0        |
| Oct. 15           | DET  | 6         | 4         | 2         | 1        | 0.0        | 0.0         | 0             | 0        | 0        | 0        | 0        | 0        | 1        | 0        | 0          | 0        | 0        | 0        |
| Oct. 22           | ATL  | 2         | 2         | 0         | 0        | 0.0        | 0.0         | 0             | 0        | 0        | 0        | 0        | 0        | 0        | 0        | 0          | 0        | 0        | 0        |
| Oct. 26           | @BUF | Inactive  |           |           |          |            |             |               |          |          |          |          |          |          |          |            |          |          |          |
| Nov. 5            | @HOU | 4         | 4         | 0         | 1        | 0.0        | 0.0         | 1             | 0        | 0        | 0        | 0        | 0        | 0        | 0        | 0          | 0        | 0        | 0        |
| Nov. 12           | TEN  | 2         | 1         | 1         | 1        | 1.0        | 9.0         | 2             | 0        | 0        | 0        | 0        | 0        | 0        | 0        | 0          | 0        | 0        | 0        |
| Nov. 19           | @SF  | 4         | 4         | 0         | 2        | 1.0        | 1.0         | 1             | 0        | 0        | 0        | 0        | 0        | 0        | 0        | 0          | 0        | 0        | 0        |
| Nov. 26           | @IND | 0         | 0         | 0         | 0        | 0.0        | 0.0         | 0             | 0        | 0        | 0        | 0        | 0        | 0        | 0        | 0          | 0        | 0        | 0        |
| Dec. 3            | CAR  | 2         | 1         | 1         | 0        | 0.0        | 0.0         | 0             | 0        | 0        | 0        | 0        | 0        | 0        | 0        | 0          | 0        | 0        | 0        |
| Dec. 10           | @ATL | Inactive  |           |           |          |            |             |               |          |          |          |          |          |          |          |            |          |          |          |
| Dec. 17           | @GB  | 2         | 0         | 2         | 0        | 0.0        | 0.0         | 0             | 0        | 0        | 0        | 0        | 0        | 0        | 0        | 0          | 0        | 0        | 0        |
| Dec. 24           | JAC  | 1         | 0         | 1         | 0        | 0.0        | 0.0         | 0             | 0        | 0        | 0        | 0        | 0        | 0        | 0        | 0          | 0        | 0        | 0        |
| Dec. 31           | NO   | 6         | 3         | 3         | 0        | 0.0        | 0.0         | 0             | 0        | 0        | 0        | 0        | 0        | 0        | 0        | 0          | 0        | 0        | 0        |
| Jan. 7            | @CAR | 1         | 1         | 0         | 0        | 0.0        | 0.0         | 0             | 0        | 0        | 0        | 0        | 0        | 0        | 0        | 0          | 0        | 0        | 0        |
| <b>TOTALS</b>     |      | <b>43</b> | <b>28</b> | <b>15</b> | <b>8</b> | <b>5.5</b> | <b>22.5</b> | <b>9</b>      | <b>0</b> | <b>0</b> | <b>0</b> | <b>0</b> | <b>0</b> | <b>2</b> | <b>0</b> | <b>0</b>   | <b>0</b> | <b>0</b> | <b>0</b> |
| <b>POSTSEASON</b> |      |           |           |           |          |            |             |               |          |          |          |          |          |          |          |            |          |          |          |
| Jan. 15           | PHI  | 2         | 1         | 1         | 0        | 0.5        | 4.5         | 1             | 0        | 0        | 0        | 0        | 0        | 0        | 0        | 0          | 0        | 0        | 0        |
| Jan. 21           | @DET | 1         | 1         | 0         | 0        | 0.0        | 0.0         | 1             | 0        | 0        | 0        | 0        | 0        | 0        | 0        | 0          | 0        | 0        | 0        |
| <b>TOTALS</b>     |      | <b>3</b>  | <b>2</b>  | <b>1</b>  | <b>0</b> | <b>0.5</b> | <b>4.5</b>  | <b>2</b>      | <b>0</b> | <b>0</b> | <b>0</b> | <b>0</b> | <b>0</b> | <b>0</b> | <b>0</b> | <b>0</b>   | <b>0</b> | <b>0</b> | <b>0</b> |

## VEA'S CAREER STATISTICS

| Year              | Team      | Tackles   |           |            |            |           |             | INT          |          |          |          |          | Fumbles  |          |          | ST Tackles |          |          |          |
|-------------------|-----------|-----------|-----------|------------|------------|-----------|-------------|--------------|----------|----------|----------|----------|----------|----------|----------|------------|----------|----------|----------|
|                   |           | GP        | GS        | T          | S          | A         | Sk          | Yds          | No       | Yds      | Lg       | TD       | PD       | FF       | FR       | Yds        | T        | S        | A        |
| 2018              | Tampa Bay | 13        | 8         | 28         | 21         | 7         | 3.0         | 16.0         | 0        | 0        | 0        | 0        | 0        | 0        | 0        | 0          | 0        | 0        | 0        |
| 2019              | Tampa Bay | 16        | 16        | 35         | 19         | 16        | 2.5         | 17.0         | 0        | 0        | 0        | 0        | 3        | 0        | 0        | 0          | 0        | 0        | 0        |
| 2020              | Tampa Bay | 5         | 5         | 10         | 6          | 4         | 2.0         | 19.0         | 0        | 0        | 0        | 0        | 0        | 0        | 0        | 0          | 0        | 0        | 0        |
| 2021              | Tampa Bay | 16        | 16        | 33         | 22         | 11        | 4.0         | 32.0         | 0        | 0        | 0        | 0        | 3        | 0        | 1        | 0          | 0        | 0        | 0        |
| 2022              | Tampa Bay | 14        | 14        | 31         | 15         | 16        | 6.5         | 45.5         | 0        | 0        | 0        | 0        | 0        | 1        | 1        | 0          | 0        | 0        | 0        |
| 2023              | Tampa Bay | 15        | 15        | 43         | 28         | 15        | 5.5         | 22.5         | 0        | 0        | 0        | 0        | 0        | 2        | 0        | 0          | 0        | 0        | 0        |
| <b>NFL Totals</b> |           | <b>79</b> | <b>74</b> | <b>180</b> | <b>111</b> | <b>69</b> | <b>23.5</b> | <b>152.0</b> | <b>0</b> | <b>0</b> | <b>0</b> | <b>0</b> | <b>6</b> | <b>3</b> | <b>2</b> | <b>0</b>   | <b>0</b> | <b>0</b> | <b>0</b> |
| <b>Playoffs</b>   |           |           |           |            |            |           |             |              |          |          |          |          |          |          |          |            |          |          |          |
| Year              | Team      | Tackles   |           |            |            |           |             | INT          |          |          |          |          | Fumbles  |          |          | ST Tackles |          |          |          |
|                   |           | GP        | GS        | T          | S          | A         | Sk          | Yds          | No       | Yds      | Lg       | TD       | PD       | FF       | FR       | Yds        | T        | S        | A        |
| 2020              | Tampa Bay | 2         | 0         | 1          | 1          | 0         | 0.0         | 0.0          | 0        | 0        | 0        | 0        | 0        | 0        | 0        | 0          | 0        | 0        | 0        |
| 2021              | Tampa Bay | 2         | 2         | 4          | 2          | 2         | 1.0         | 10.0         | 0        | 0        | 0        | 0        | 0        | 0        | 0        | 0          | 0        | 0        | 0        |
| 2022              | Tampa Bay | 1         | 1         | 2          | 2          | 0         | 1.0         | 8.0          | 0        | 0        | 0        | 0        | 0        | 0        | 0        | 0          | 0        | 0        | 0        |
| 2023              | Tampa Bay | 2         | 2         | 3          | 2          | 1         | 0.5         | 4.5          | 0        | 0        | 0        | 0        | 0        | 0        | 0        | 0          | 0        | 0        | 0        |
| <b>Postseason</b> |           | <b>7</b>  | <b>5</b>  | <b>10</b>  | <b>7</b>   | <b>3</b>  | <b>2.5</b>  | <b>22.5</b>  | <b>0</b> | <b>0</b> | <b>0</b> | <b>0</b> | <b>0</b> | <b>0</b> | <b>0</b> | <b>0</b>   | <b>0</b> | <b>0</b> | <b>0</b> |

#73

## BRANDON WALTON

## TACKLE

HT: 6-5 WT: 300

DOB: 3/18/98

NFL: 3RD YEAR

ACQ: W (PIT), 2021

COLLEGE: FLORIDA ATLANTIC



## TRANSACTIONS:

- X Originally entered the league as a college free agent with the Buffalo Bills on May 5, 2020. Waived on Sept. 5, 2020.
- X Signed to Buffalo's practice squad on Sept. 6, 2020. Released on Sept. 8, 2020.
- X Signed to the Pittsburgh Steelers' practice squad on Sept. 19, 2020.
- X Declared a free agent following the 2020 season prior to being signed by the Steelers on Jan. 14, 2021. Waived on Aug. 17, 2021.
- X Acquired by the Tampa Bay Buccaneers off waivers from Pittsburgh on Aug. 18, 2021. Waived on Aug. 31, 2021.
- X Signed to the Buccaneers' practice squad on Sept. 1, 2021.
- X Signed by Tampa Bay to a future contract on Feb. 16, 2022.

## CAREER HIGHLIGHTS:

- X Has appeared in 15 career games, all for the Buccaneers, making two starts.

## 2023 HIGHLIGHTS:

- X Was inactive for Weeks 1-7, 12-18.
- X Appeared on special teams in Weeks 8-11.
- X Was inactive for the Wild Card round vs. Philadelphia and the Divisional round contest at Detroit.

## COLLEGE:

- X Appeared in 44 games over four seasons at Florida Atlantic (2016-19).
- X Member of two Conference USA Championship teams at FAU.
- X Named 2019 first-team All-CUSA as a left tackle during his senior season.

## PERSONAL:

- X Attended Seminole High School (Seminole, Florida).

## WALTON'S CAREER STATISTICS

Games/Starts: TB: 2022: 11/2; 2023: 4/0  
 Career Totals: 15/2

# #58

## MARKEES WATTS

**OUTSIDE LINEBACKER**

**HT:** 6-1 **WT:** 240

**DOB:** 12/7/99

**NFL:** 2ND YEAR

**ACQ:** FA, 2023

**COLLEGE:** CHARLOTTE



### ACQUIRED BY BUCS:

- X Signed by Tampa Bay as a college free agent on May 12, 2023.

### 2023 HIGHLIGHTS:

- X Was inactive for Weeks 1-4, 7-9.
- X Did Not Play in Week 6 vs. Detroit.
- X Made his NFL debut in the Week 10 victory over Tennessee, playing 11 defensive snaps and three special teams snaps. Finished with one tackle and one quarterback hit that resulted in an interception.
- X Appeared on special teams and in a reserve capacity on defense in Week 11 at San Francisco.
- X In Week 12 at Indianapolis, appeared on special teams, logging 13 special teams snaps.
- X In the Week 13 victory over Carolina, appeared on special teams and in a reserve capacity on defense, playing seven defensive snaps. Finished with one tackle.
- X Appeared on special teams and in a reserve capacity on defense in the Week 14 victory over Atlanta, logging 13 defensive snaps and 15 special teams snaps.
- X In the Week 15 victory at Green Bay, appeared in a reserve capacity on defense and on special teams.
- X Was inactive for Week 16 vs. Jacksonville.
- X In Week 17 vs. New Orleans, appeared on special teams and in a reserve capacity on defense. Finished with a season-high two tackles (one for loss), and 1.0 sack. It marked his first career sack.
- X Was inactive for Week 18 at Carolina.

- X Was inactive for the Wild Card round vs. Philadelphia and the Divisional round contest at Detroit.

### COLLEGE:

- X Appeared in 54 games across five seasons (2018-2022) at University of Charlotte, tallying 177 tackles, one pass defended, 21.5 sacks (Charlotte record), one interception, and six forced fumbles with three recoveries.
- X Program all-time leader with 54 career games played.
- X 2022, 2021 and 2019 Honorable Mention All-Conference USA.
- X Started all 12 games in his redshirt senior year (2022), totaling 41 tackles, four sacks, one interception, and one forced fumble with two recoveries.
- X Started in all 12 games as a redshirt junior (2021), recording 61 tackles, one pass defended, six sacks, one blocked kick, and two forced fumbles with one recovery. Recorded at least one sack or QB hurry in nine of 12 games played.
- X Appeared in five games with one start his junior year (2020) as he battled injuries, amassing seven tackles, and two sacks. Recorded 10 tackles and two sacks in last two games.
- X Started all 13 games in his sophomore season (2019), totaling 62 tackles, 9.5 sacks (third in C-USA), and three forced fumbles.
- X Appeared in 12 games as a true freshman (2018), recording three tackles.

### PERSONAL:

- X Attended Lancaster High School (Lancaster, SC.).

FRONT OFFICE

VETERANS

2023 REVIEW

HISTORY

RECORDS

SIDELINES



- X 2016 Region III (AAAA) Defensive Player of the Year and 2015 Region III (AAA) Defensive Player of the Year.

## WATTS' GAME-BY-GAME STATISTICS


| 2023              |      |          |          |          |          |            |            |               |          |          |          |          |          | ST TACKLES |          |          |            |          |          |
|-------------------|------|----------|----------|----------|----------|------------|------------|---------------|----------|----------|----------|----------|----------|------------|----------|----------|------------|----------|----------|
| DATE              | OPP  | TACKLES  |          |          |          |            |            | INTERCEPTIONS |          |          |          |          |          | FUMBLES    |          |          | ST TACKLES |          |          |
|                   |      | T        | S        | A        | TFL      | SK         | YDS        | QH            | NO       | YDS      | LG       | TD       | PD       | FF         | FR       | YDS      | T          | S        | A        |
| Sept. 10          | @MIN |          |          |          |          |            |            |               |          |          |          |          |          |            |          |          |            |          |          |
| Sept. 17          | CHI  |          |          |          |          |            |            |               |          |          |          |          |          |            |          |          |            |          |          |
| Sept. 25          | PHI  |          |          |          |          |            |            |               |          |          |          |          |          |            |          |          |            |          |          |
| Oct. 1            | @NO  |          |          |          |          |            |            |               |          |          |          |          |          |            |          |          |            |          |          |
| Oct. 15           | DET  |          |          |          |          |            |            |               |          |          |          |          |          |            |          |          |            |          |          |
| Oct. 22           | ATL  |          |          |          |          |            |            |               |          |          |          |          |          |            |          |          |            |          |          |
| Oct. 26           | @BUF |          |          |          |          |            |            |               |          |          |          |          |          |            |          |          |            |          |          |
| Nov. 5            | @HOU |          |          |          |          |            |            |               |          |          |          |          |          |            |          |          |            |          |          |
| Nov. 12           | TEN  | 1        | 1        | 0        | 0        | 0.0        | 0.0        | 1             | 0        | 0        | 0        | 0        | 0        | 0          | 0        | 0        | 0          | 0        | 0        |
| Nov. 19           | @SF  | 0        | 0        | 0        | 0        | 0.0        | 0.0        | 0             | 0        | 0        | 0        | 0        | 0        | 0          | 0        | 0        | 0          | 0        | 0        |
| Nov. 26           | @IND | 0        | 0        | 0        | 0        | 0.0        | 0.0        | 0             | 0        | 0        | 0        | 0        | 0        | 0          | 0        | 0        | 0          | 0        | 0        |
| Dec. 3            | CAR  | 1        | 1        | 0        | 0        | 0.0        | 0.0        | 0             | 0        | 0        | 0        | 0        | 0        | 0          | 0        | 0        | 0          | 0        | 0        |
| Dec. 10           | @ATL | 0        | 0        | 0        | 0        | 0.0        | 0.0        | 0             | 0        | 0        | 0        | 0        | 0        | 0          | 0        | 0        | 0          | 0        | 0        |
| Dec. 17           | @GB  | 0        | 0        | 0        | 0        | 0.0        | 0.0        | 0             | 0        | 0        | 0        | 0        | 0        | 0          | 0        | 0        | 0          | 0        | 0        |
| Dec. 24           | JAC  |          |          |          |          |            |            |               |          |          |          |          |          |            |          |          |            |          |          |
| Dec. 31           | NO   | 2        | 2        | 0        | 1        | 1.0        | 6.0        | 0             | 0        | 0        | 0        | 0        | 0        | 0          | 0        | 0        | 0          | 0        | 0        |
| Jan. 7            | @CAR |          |          |          |          |            |            |               |          |          |          |          |          |            |          |          |            |          |          |
| <b>TOTALS</b>     |      | <b>4</b> | <b>4</b> | <b>0</b> | <b>1</b> | <b>1.0</b> | <b>6.0</b> | <b>1</b>      | <b>0</b> | <b>0</b> | <b>0</b> | <b>0</b> | <b>0</b> | <b>0</b>   | <b>0</b> | <b>0</b> | <b>0</b>   | <b>0</b> | <b>0</b> |
| <b>POSTSEASON</b> |      |          |          |          |          |            |            |               |          |          |          |          |          |            |          |          |            |          |          |
| Jan. 15           | PHI  |          |          |          |          |            |            |               |          |          |          |          |          |            |          |          |            |          |          |
| Jan. 21           | @DET |          |          |          |          |            |            |               |          |          |          |          |          |            |          |          |            |          |          |
| <b>TOTALS</b>     |      | -        | -        | -        | -        | -          | -          | -             | -        | -        | -        | -        | -        | -          | -        | -        | -          | -        | -        |

## WATTS' CAREER STATISTICS

| Year              | Team      | Tackles  |          |          |          |          |            | INT        |          |          |          |          |          | Fumbles  |          |          | ST Tackles |          |          |
|-------------------|-----------|----------|----------|----------|----------|----------|------------|------------|----------|----------|----------|----------|----------|----------|----------|----------|------------|----------|----------|
|                   |           | GP       | GS       | T        | S        | A        | Sk         | Yds        | No       | Yds      | Lg       | TD       | PD       | FF       | FR       | Yds      | T          | S        | A        |
| 2023              | Tampa Bay | 7        | 0        | 4        | 4        | 0        | 1.0        | 6.0        | 0        | 0        | 0        | 0        | 0        | 0        | 0        | 0        | 0          | 0        | 0        |
| <b>NFL Totals</b> |           | <b>7</b> | <b>0</b> | <b>4</b> | <b>4</b> | <b>0</b> | <b>1.0</b> | <b>6.0</b> | <b>0</b> | <b>0</b> | <b>0</b> | <b>0</b> | <b>0</b> | <b>0</b> | <b>0</b> | <b>0</b> | <b>0</b>   | <b>0</b> | <b>0</b> |

# #17 RALEIGH WEBB

**WIDE RECEIVER**  
**HT:** 6-2 **WT:** 212  
**DOB:** 12/28/97  
**NFL:** 2ND YEAR  
**ACQ:** FA, 2023  
**COLLEGE:** THE CITADEL



## ACQUIRED BY BUCS:

- X Signed to Tampa Bay's practice squad on Nov. 22, 2023

## ORIGINALLY ENTERED NFL:

- X Originally entered the NFL as a college free agent with the Baltimore Ravens on May 6, 2022.

## CAREER HIGHLIGHTS:

- X Has appeared in 12 career games for the Baltimore Ravens and New England Patriots, appearing primarily on special teams and in a reserve capacity on offense.

## COLLEGE:

- X Appeared in 51 career games across five seasons at The Citadel (2017-21), bringing in 102 receptions for 2,151 yards and 22 receiving touchdowns. Also added 47 carries for 448 yards (11.7 avg.) and four rushing touchdowns.

- X In his final season at The Citadel, appeared in 10 games and caught 25 passes for 536 yards and three touchdowns.
- X As a senior in 2020, brought in 17 receptions for 282 yards and four touchdowns. Also contributed a career-high 15 carries for a career-high 120 rushing yards.
- X Was named first-team All-Southern Conference in 2019 after posting career highs in receptions (30), receiving yards (617) and receiving touchdowns (10).

## PERSONAL:

- X Attended Allatoona High School (Acworth, Ga.).
- X Graduated with a degree in business administration...added a master's in business administration.
- X Son of Rod and Cindy Webb.

## WEBB'S CAREER STATISTICS

| YEAR              | TEAM        | GP        | GS       | RECEIVING |          |          |          |          | RUSHING  |          |          |          |          |
|-------------------|-------------|-----------|----------|-----------|----------|----------|----------|----------|----------|----------|----------|----------|----------|
|                   |             |           |          | NO        | YDS      | AVG      | LG       | TD       | ATT      | YDS      | AVG      | LG       | TD       |
| 2022              | Baltimore   | 2         | 0        | 0         | 0        | -        | -        | 0        | 0        | 0        | -        | -        | 0        |
| 2022              | New England | 10        | 0        | 0         | 0        | -        | -        | 0        | 0        | 0        | -        | -        | 0        |
| 2022              | TOTAL       | 12        | 0        | 0         | 0        | -        | -        | 0        | 0        | 0        | -        | -        | 0        |
| <b>NFL Totals</b> |             | <b>12</b> | <b>0</b> | <b>0</b>  | <b>0</b> | <b>-</b> | <b>-</b> | <b>0</b> | <b>0</b> | <b>0</b> | <b>-</b> | <b>-</b> | <b>0</b> |

# #89 DAVID WELLS

**TIGHT END**  
**HT:** 6-6 **WT:** 260  
**DOB:** 5/2/95  
**NFL:** 4TH YEAR  
**ACQ:** FA, 2022  
**COLLEGE:** SAN DIEGO STATE



## TRANSACTIONS:

- X Originally entered the league as a college free agent with the Dallas Cowboys on April 30, 2018. Waived on Sept. 1, 2018.
- X Signed to the Kansas City Chiefs' practice squad on Sept. 18, 2018. Released on Oct. 8, 2018.
- X Returned to Kansas City's practice squad on Oct. 10, 2018. Promoted to the active roster on Jan. 22, 2019.
- X Declared a free agent following the 2018 season prior to re-signing with Kansas City on March 18, 2020.
- X Signed to the New England Patriots' practice squad on Nov. 10, 2020. Released on Nov. 16, 2020.
- X Signed by the Patriots on July 23, 2021. Waived on Aug. 15, 2021.
- X Signed by the Atlanta Falcons on Aug. 20, 2021. Waived on Aug. 31, 2021.
- X Signed to Atlanta's practice squad on Sept. 1, 2021. Released on Sept. 14, 2021.
- X Signed to the Indianapolis Colts' practice squad on Sept. 28, 2021. Released on Oct. 5, 2021.
- X Signed to the Arizona Cardinals' practice squad on Oct. 20, 2021. Released on Dec. 21, 2021.
- X Returned to the Cardinals' practice squad on Dec. 23, 2021.
- X Declared a free agent following the 2021 season prior to re-signing with the Cardinals on Jan. 19, 2022. Waived on July 29, 2022.
- X Signed by the Tennessee Titans on Aug. 13, 2022. Released on Aug. 30, 2022.
- X Signed to Tennessee's practice squad on Aug. 31, 2022. Released on Sept. 2, 2022.

- X Signed to Tampa Bay's practice squad on Sept. 14, 2022. Waived on Sept. 26, 2022. Re-signed to the team's practice squad on Oct. 19, 2022.

## CAREER HIGHLIGHTS:

- X Has played in seven career games, with one start between the Arizona Cardinals and Tampa Bay Buccaneers, logging two receptions for -10 yards.

## 2023 HIGHLIGHTS:

- X Made his Buccaneers debut in the Week 1 victory at Minnesota, appearing in a reserve capacity on offense and special teams. Finished with eight offensive snaps and four special teams snaps.
- X Brought in his first career reception in the Week 2 victory over Chicago. Finished the game with 18 offensive snaps, bringing in two receptions for -10 yards. Also added eight special teams snaps.
- X Appeared on special teams and in a reserve capacity on offense in Week 3 vs. Philadelphia. Finished with six special teams snaps and five offensive snaps.
- X Appeared on special teams and in a reserve capacity on offense in the Week 4 win at New Orleans.
- X Was inactive for Weeks 6-10.
- X Was elevated from the practice squad for Week 17 vs. New Orleans, appearing in a reserve capacity on offense and on special teams.

## COLLEGE/PERSONAL:

- X Started 24-of-52 games he played over five years at San Diego State (2014-17), recording 38 receptions for 449 yards (11.8 avg.) and six touchdowns.

- X Named second-team All-Mountain West in back-to-back seasons from 2016-17.
- X Attended Clovis North High School (Clovis, California), where he helped lead his team to a CIF Central Section Division I championship in 2012.

## WELLS' GAME-BY-GAME STATISTICS

| 2023          |      |           |            |             |          |                |          |          |          |          |          |          |
|---------------|------|-----------|------------|-------------|----------|----------------|----------|----------|----------|----------|----------|----------|
| DATE          | OPP  | RECEIVING |            |             |          |                | RUSHING  |          |          |          |          |          |
|               |      | NO        | YDS        | AVG         | LG       | TD             | ATT      | YDS      | AVG      | LG       | TD       |          |
| Sept. 10      | @MIN | 0         | 0          | 0.0         | 0        | 0              | 0        | 0        | -        | -        | 0        |          |
| Sept. 17      | CHI  | 2         | -10        | -5.0        | 1        | 0              | 0        | 0        | -        | -        | 0        |          |
| Sept. 25      | PHI  | 0         | 0          | 0.0         | 0        | 0              | 0        | 0        | -        | -        | 0        |          |
| Oct. 1        | @NO  | 0         | 0          | 0.0         | 0        | 0              | 0        | 0        | -        | -        | 0        |          |
| Oct. 15       | DET  |           |            |             |          | Inactive       |          |          |          |          |          |          |
| Oct. 22       | ATL  |           |            |             |          | Inactive       |          |          |          |          |          |          |
| Oct. 26       | @BUF |           |            |             |          | Inactive       |          |          |          |          |          |          |
| Nov. 5        | @HOU |           |            |             |          | Inactive       |          |          |          |          |          |          |
| Nov. 12       | TEN  |           |            |             |          | Inactive       |          |          |          |          |          |          |
| Nov. 19       | @SF  |           |            |             |          | Inactive       |          |          |          |          |          |          |
| Nov. 26       | @IND |           |            |             |          | Practice Squad |          |          |          |          |          |          |
| Dec. 3        | CAR  |           |            |             |          | Practice Squad |          |          |          |          |          |          |
| Dec. 10       | @ATL |           |            |             |          | Practice Squad |          |          |          |          |          |          |
| Dec. 17       | @GB  |           |            |             |          | Practice Squad |          |          |          |          |          |          |
| Dec. 24       | JAC  |           |            |             |          | Practice Squad |          |          |          |          |          |          |
| Dec. 31       | NO   | 0         | 0          | 0.0         | 0        | 0              | 0        | 0        | -        | -        | 0        |          |
| Jan. 7        | @CAR |           |            |             |          | Practice Squad |          |          |          |          |          |          |
| <b>TOTALS</b> |      | <b>2</b>  | <b>-10</b> | <b>-5.0</b> | <b>1</b> | <b>0</b>       | <b>0</b> | <b>0</b> | <b>0</b> | <b>-</b> | <b>-</b> | <b>0</b> |

## WELLS' CAREER STATISTICS

| YEAR              | TEAM      | RECEIVING |          |          |            |             | RUSHING  |          |          |          |          |          |          |
|-------------------|-----------|-----------|----------|----------|------------|-------------|----------|----------|----------|----------|----------|----------|----------|
|                   |           | GP        | GS       | NO       | YDS        | AVG         | LG       | TD       | ATT      | YDS      | AVG      | LG       | TD       |
| 2021              | Arizona   | 3         | 1        | 0        | 0          | -           | -        | 0        | 0        | 0        | -        | -        | 0        |
| 2023              | Tampa Bay | 5         | 0        | 2        | -10        | -5.0        | 1        | 0        | 0        | 0        | -        | -        | 0        |
| <b>NFL Totals</b> |           | <b>8</b>  | <b>1</b> | <b>2</b> | <b>-10</b> | <b>-5.0</b> | <b>1</b> | <b>0</b> | <b>0</b> | <b>0</b> | <b>-</b> | <b>-</b> | <b>0</b> |

#1

**RACHAAD WHITE****RUNNING BACK****HT:** 6-0 **WT:** 214**DOB:** 1/12/99**NFL:** 3RD YEAR**ACQ:** D3, 2022**COLLEGE:** ARIZONA STATE**ACQUIRED BY BUCS:**

- X Selected in the third round (91st overall) of the 2022 NFL Draft by the Buccaneers.

**CAREER HIGHLIGHTS:**

- X Has appeared in 34 career games, all for the Buccaneers, making 25 starts and logging 401 carries for 1,471 rushing yards (3.7 avg.) and seven rushing touchdowns. Has also added 114 receptions for 839 yards and five receiving touchdowns.
- X Has started three playoff contests, totaling 34 rushing attempts for 168 yards. Has also added nine receptions for 75 yards and one receiving touchdown.
- X Was one-of-six players with 1,500+ scrimmage yards and nine-or-more scrimmage touchdowns in 2023 (also, Breece Hall, Tyreek Hill, CeeDee Lamb, Christian McCaffrey, and Amon-Ra St. Brown).

**2023 HIGHLIGHTS:**

- X From Weeks 7-18 of 2023, White's 758 rushing yards ranked fifth in the NFL.
- X Finished fourth among all running backs and seventh among all players with 1,539 scrimmage yards in 2023.
- X Ranked third among running backs with 549 receiving yards and fourth among running backs with 64 receptions in 2023.
- X Recorded seven games with 100+ yards from scrimmage in 2023, tied for the seventh-most in the NFL.
- X Started at running back and logged 17 carries for 39 yards and two

receptions for 10 yards in the Week 1 victory at Minnesota.

- X Started at running back in the Week 2 victory over Chicago, logging 51 offensive snaps and finishing with 103 yards from scrimmage across 17 carries for 73 yards and five receptions for 30 yards. Added a four-yard rushing touchdown for his second career rushing touchdown and his first score of the season.
- X White's Week 2 performance marked his third career game with 100-or-more yards from scrimmage, joining Weeks 10 and 12 of the 2022 season.
- X In Week 3 vs. Philadelphia, played 40-of-44 offensive snaps and finished with 14 carries for 38 yards plus three receptions for 24 yards.
- X In the Week 4 victory at New Orleans, played 50-of-71 offensive snaps and recorded 78 yards from scrimmage. Finished with 56 rushing yards across 17 carries and 22 receiving yards across three receptions.
- X Played 44-of-56 offensive snaps in Week 6 vs. Detroit, finishing with seven carries for 26 yards and adding three receptions for 12 yards.
- X In Week 7 vs. Atlanta, played 55-of-73 offensive snaps and totaled 99 yards



from scrimmage, recording 34 rushing yards across 13 carries and a career-high 65 receiving yards across a then-season-high six receptions.

- X White's 99 yards from scrimmage in Week 7 were his then-fourth-most in a game in his career and were his second-most through the first seven weeks of the season.
- X In Week 8 at Buffalo, tied his then-career-high with 109 yards from scrimmage by logging 39 yards across nine carries and bringing in seven receptions for 70 yards.
- X Recorded a then-career-high 119 yards from scrimmage with 73 rushing yards across 20 carries and 46 receiving yards across four receptions. Logged a then-career-high two rushing touchdowns on the day.
- X Through nine weeks, White had three games with 100-or-more yards from scrimmage, tied for the fourth-most in the NFL at the time.
- X In the Week 10 victory over Tennessee, played 46-of-65 offensive snaps and finished with 98 yards from scrimmage, including 51 rushing yards and 47 receiving yards, plus one receiving touchdown.
- X White's receiving touchdown in Week 10 came on a 43-yard catch-and-run score, which was Tampa Bay's then-longest scoring play of the season.
- X Through Week 10, White ranked second among all running backs in receiving yards and third in receptions.
- X In Week 11 at San Francisco, White played 57-of-71 offensive snaps and led Tampa Bay with 58 yards from scrimmage across 30 rushing yards and 28 receiving yards. He added one rushing touchdown for his fourth rushing touchdown and fifth overall touchdown of the season.
- X In Week 12 at Indianapolis, played 52-of-60 offensive snaps and led the Buccaneers with 110 yards from scrimmage. He recorded 100 rushing yards across 15 carries (6.5 avg.) and added 10 receiving yards on two receptions.



- X White's 100 rushing yards in Week 12 marked his second-most in a single game in his career at the time. His 100-yard effort was the first 100-yard rushing performance since White ran for 105 in Week 10 of the 2022 season against Seattle.
- X In Week 12, White averaged 6.5 yards per carry, the most by a Buccaneer in a single game since Ronald Jones in Week 17 of the 2020 season vs. Atlanta.
- X Through 12 weeks, White had seven games with 75-or-more yards from scrimmage, tied for third-most among running backs in the NFL.
- X In the Week 13 victory over Carolina, logged 106 yards from scrimmage, amassing 84 rushing yards across 20 carries and 22 receiving yards across three receptions. He added one rushing touchdown.
- X White's Week 13 performance marked his fifth game with over 100 yards from scrimmage in 2023, including the fourth time in his previous six games.
- X Through 13 Weeks, White ranked fifth in the NFL in yards from scrimmage (1,029) among running backs.
- X In the Week 14 victory over Atlanta, recorded a then-career-high 135 yards from scrimmage across 102 rushing yards and 33 receiving yards. Broght in a 31-yard receiving touchdown.



- X Week 14 marked White's second career 100-yard rushing game.
- X White's Week 14 performance marked his third straight game with 100-or-more yards from scrimmage.
- X Through 14 weeks, White ranked third among running backs with 1,164 yards from scrimmage. In addition, his six games with 100+ yards from scrimmage were tied for the second-most among running backs at the time.
- X In the Week 15 victory at Green Bay, turned in his seventh touchdown in as many weeks, finishing with 139 scrimmage yards (89 rushing, 50 receiving) and one receiving touchdown. White's 139 scrimmage yards marked his fourth straight game with 100+ yards from scrimmage.
- X Through Week 15, was one of four players with 1,300+ scrimmage yards and 8+ touchdowns (also, Christian McCaffrey, Tyreek Hill and CeeDee Lamb).
- X Through 15 weeks, ranked in the top-10 among running backs in scrimmage yards (3rd), receiving yards (3rd), receptions (5th) and rushing yards (10th).
- X In the Week 16 win over Jacksonville, played 50-of-74 offensive snaps, finishing with 77 yards from scrimmage across 39 rushing yards and 38 receiving yards, while adding one rushing touchdown.
- X White's touchdown run in Week 16 marked his ninth touchdown from scrimmage on the year, tied for ninth-most among running backs at the time.
- X From Weeks 9-16, White scored eight touchdowns from scrimmage, tied for third-most among all players over that span.
- X With his touchdown in Week 16, White tied Mike Alstott (1997), Leonard Fournette (2021), Earnest Graham (2007), Michael Pittman (2004) and James Wilder (1985) for the fifth-most touchdowns from scrimmage by a running back in a single season in franchise history.
- X In Week 16, White surpassed 500 receiving yards on the season, marking



his first such season the ninth-such occurrence by a running back in team history.

- X Through 16 weeks, White had 1,380 yards from scrimmage, good for sixth-most in the NFL at the time.
- X In Week 17 vs. New Orleans, amassed 66 yards from scrimmage across 42 rushing yards and 24 receiving yards.
- X In the Week 18 victory at Carolina, recorded 93 scrimmage yards across 75 rushing yards and 18 receiving yards.
- X White finished the 2023 regular season with 1,539 yards from scrimmage (990 rushing, 549 receiving), becoming the first Buccaneers running back since Doug Martin in 2015, and the first Buccaneers player since Mike Evans in 2018, with 1,500+ yards from scrimmage in a single season.
- X White's 1,539 scrimmage yards in the 2023 regular season ranked sixth-highest in franchise history.
- X White finished the 2023 regular season as one of six players with 1,500+ scrimmage yards and nine-or-more total touchdowns.
- X White ranked seventh among all players and fourth among running backs with 1,539 scrimmage yards in the 2023 regular season.
- X In the Wild Card round victory over Philadelphia, White amassed 72 rushing yards across 18 carries (4.0 avg.), tied for the sixth-most rushing yards in a playoff game in franchise history.
- X In the Divisional round contest at Detroit, recorded nine carries for 55 yards (6.1 avg.), and added four receptions for 36 yards and one receiving touchdown.

**COLLEGE:**

- X Played his final two collegiate seasons at Arizona State, tallying 224 carries for 1,426 yards (6.4 avg.) and 20 touchdowns over 15 games from 2020-21). He also contributed in the passing game with 51 receptions for 607 yards for the Sun Devils.
- X White ran for 1,006 yards in his final season at Arizona State in 2021, with 15 touchdowns, earning second-team All-Pac-12 honors.
- X Earned Pac-12 honorable mention honors in 2020, taking 42 carries for 420 yards (10.0 avg.) and five touchdowns.
- X Prior to his time in Tempe, White spent two seasons at Mt. San Antonio California College (2018-19), earning first-team All-America honors from the

California Community College Athletic Association Coaches.

- X Recorded 1,264 rushing yards and 1,400 total yards of offense in his sophomore season at Mt. San Antonio.

**PERSONAL:**

- X Attended Center High School (Kansas City, Missouri).

**WHITE'S GAME-BY-GAME STATISTICS**

| 2023<br>DATE      | OPP  | ATT | RUSHING    |            |            |           | NO       | YDS       | RECEIVING  |            |            | TD       |
|-------------------|------|-----|------------|------------|------------|-----------|----------|-----------|------------|------------|------------|----------|
|                   |      |     | YDS        | AVG        | LG         | TD        |          |           | YDS        | AVG        | LG         |          |
| Sept. 10          | @MIN | 17  | 39         | 2.3        | 6          | 0         | 2        | 10        | 5.0        | 8          | 0          |          |
| Sept. 17          | CHI  | 17  | 73         | 4.3        | 13         | 1         | 5        | 30        | 6.0        | 9          | 0          |          |
| Sept. 25          | PHI  | 14  | 38         | 2.7        | 12         | 0         | 3        | 24        | 8.0        | 16         | 0          |          |
| Oct. 1            | @NO  | 15  | 56         | 3.7        | 11         | 0         | 3        | 22        | 7.3        | 11         | 0          |          |
| Oct. 15           | DET  | 7   | 26         | 3.7        | 8          | 0         | 3        | 12        | 4.0        | 7          | 0          |          |
| Oct. 22           | ATL  | 13  | 34         | 2.6        | 13         | 0         | 6        | 65        | 10.8       | 22         | 0          |          |
| Oct. 26           | @BUF | 9   | 39         | 4.3        | 15         | 0         | 7        | 70        | 10.0       | 20         | 0          |          |
| Nov. 5            | @HOU | 20  | 73         | 3.7        | 16         | 2         | 4        | 46        | 11.5       | 33         | 0          |          |
| Nov. 12           | TEN  | 20  | 51         | 2.6        | 11         | 0         | 2        | 47        | 23.5       | 43t        | 1          |          |
| Nov. 19           | @SF  | 9   | 30         | 3.3        | 7          | 1         | 6        | 28        | 4.7        | 11         | 0          |          |
| Nov. 26           | @IND | 15  | 100        | 6.7        | 38         | 0         | 2        | 10        | 5.0        | 6          | 0          |          |
| Dec. 3            | CAR  | 20  | 84         | 4.2        | 30         | 1         | 0        | 22        | 7          | 20         | 0          |          |
| Dec. 10           | @ATL | 25  | 102        | 4.1        | 12         | 0         | 2        | 33        | 16.5       | 31t        | 1          |          |
| Dec. 17           | @GB  | 21  | 89         | 4.2        | 22         | 0         | 2        | 50        | 25.0       | 26t        | 1          |          |
| Dec. 24           | JAC  | 20  | 39         | 2.0        | 11         | 1         | 6        | 38        | 6.3        | 16         | 0          |          |
| Dec. 31           | NO   | 11  | 42         | 3.8        | 16         | 0         | 4        | 24        | 6.0        | 7          | 0          |          |
| Jan. 7            | @CAR | 19  | 75         | 3.9        | 13         | 0         | 4        | 18        | 4.5        | 7          | 0          |          |
| <b>TOTALS</b>     |      |     | <b>272</b> | <b>990</b> | <b>3.6</b> | <b>38</b> | <b>6</b> | <b>64</b> | <b>549</b> | <b>8.6</b> | <b>43t</b> | <b>3</b> |
| <b>POSTSEASON</b> |      |     |            |            |            |           |          |           |            |            |            |          |
| Jan. 15           | PHI  | 18  | 72         | 4.0        | 12         | 0         | 1        | 3         | 3.0        | 3          | 0          |          |
| Jan. 21           | @DET | 9   | 55         | 6.1        | 16         | 0         | 4        | 36        | 9.0        | 12t        | 1          |          |
| <b>TOTALS</b>     |      |     | <b>27</b>  | <b>127</b> | <b>4.7</b> | <b>16</b> | <b>0</b> | <b>5</b>  | <b>39</b>  | <b>7.8</b> | <b>12t</b> | <b>1</b> |

**WHITE'S CAREER STATISTICS**

| YEAR              | TEAM      | GP        | GS        | RUSHING    |              |            |           | TD       | NO.        | RECEIVING  |            |            | TD       |
|-------------------|-----------|-----------|-----------|------------|--------------|------------|-----------|----------|------------|------------|------------|------------|----------|
|                   |           |           |           | ATT        | YDS          | AVG        | LG        |          |            | YDS        | AVG        | LG         |          |
| 2022              | Tampa Bay | 17        | 8         | 129        | 481          | 3.7        | 35        | 1        | 50         | 290        | 5.8        | 20         | 2        |
| 2023              | Tampa Bay | 17        | 17        | 272        | 990          | 3.6        | 38        | 6        | 64         | 549        | 8.6        | 43t        | 3        |
| <b>NFL Totals</b> |           | <b>34</b> | <b>25</b> | <b>401</b> | <b>1,472</b> | <b>3.7</b> | <b>38</b> | <b>7</b> | <b>114</b> | <b>839</b> | <b>7.4</b> | <b>43t</b> | <b>5</b> |
| <b>Postseason</b> |           |           |           |            |              |            |           |          |            |            |            |            |          |
| Year              | Team      | GP        | GS        | Att.       | Yds          | Avg        | Lg        | TD       | No.        | Yds        | Avg        | Lg         | TD       |
| 2022              | Tampa Bay | 1         | 1         | 7          | 41           | 5.9        | 12        | 0        | 4          | 36         | 9.0        | 11         | 0        |
| 2023              | Tampa Bay | 2         | 2         | 27         | 127          | 4.7        | 16        | 0        | 5          | 39         | 7.8        | 12t        | 1        |
| <b>Postseason</b> |           | <b>3</b>  | <b>3</b>  | <b>34</b>  | <b>168</b>   | <b>4.9</b> | <b>16</b> | <b>0</b> | <b>9</b>   | <b>75</b>  | <b>8.3</b> | <b>12t</b> | <b>1</b> |

#3

**JORDAN WHITEHEAD****SAFETY****HT:** 5-10 **WT:** 198**DOB:** 3/18/97**NFL:** 7TH YEAR**ACQ:** D4, 2018; UFA (NYJ), 2024**COLLEGE:** PITTSBURGH**TRANSACTIONS:**

- X Selected in the fourth round (117th overall) of the 2018 NFL Draft by the Buccaneers.
- X Was signed by the New York Jets as an unrestricted free agent on March 17, 2022.
- X Was signed by the Buccaneers as an unrestricted free agent on March 13, 2024.

**AWARDS & ACCOLADES:**

- X Super Bowl LV Champion.
- X 1x AFC Defensive Player of the Week (Week 1, 2023).

**CAREER HIGHLIGHTS:**

- X Has played in 93 regular season games, with 89 starts, totaling 477 tackles, (29 for loss), 11 interceptions, 2.5 sacks, two forced fumbles, two fumble recoveries and 42 passes defended.
- X Started six postseason games, with 22 tackles (two for loss), two forced fumbles and one pass defended.
- X Since entering the league in 2018, his 29 tackles for loss are tied for the sixth-most among NFL defensive backs.
- X One of only two safeties in the NFL to have at least 10 interceptions and 25 tackles for loss since 2018 (also Jordan Poyer).
- X Recorded a career high three interceptions on Monday Night Football against the Buffalo Bills (9/11/23).
- X Registered two forced fumbles in the NFC Championship Game at Green Bay (1/24/21), a career-high (regular season or postseason) and the most by a Buccaneers player in a postseason contest dating back to at least 2000.
- X Tampa Bay's 2020 defense led the league in rushing yards allowed per game (80.6) and yards allowed per rush (3.60), while

ranking sixth in yards allowed per play (5.12), sixth in yards allowed per game (327.1), ranking tied for second in tackles for loss (91), tied for fourth in sacks (48.0) and tied for fifth in takeaways (25).

- X In 2019 tallied nine passes defended, tied for the eighth-most among NFL safeties.
- X As a rookie in 2018, started 11 games and ranked second on team with 76 tackles, including four for loss, while adding four passes defended.
- X Made NFL debut in reserve role at New Orleans (9/9/18).
- X Recorded a career high 11 tackles in Week 13 of the 2022 season against the Minnesota Vikings. (12/4/22)
- X Registered first career interception (Jared Goff) among his three passes defended in win at Los Angeles Rams (9/29/19).
- X Notched first career sack at Denver (9/27/20).
- X Recorded first career forced fumble against New Orleans (11/8/20).

**2023 HIGHLIGHTS:**

- X Started all 17 games for the New York Jets, finishing with 97 tackles (three for loss), nine passes defended, a career-high four interceptions, one quarterback hit and 0.5 sacks.
- X Was named AFC Defensive Player of the Week in Week 1 of the 2023 season after posting a career high three interceptions on Monday Night Football against the Buffalo Bills.

**COLLEGE:**

- X Started 30-of-31 career games at Pittsburgh (2015-17), totaling 234 tackles (7.5 for loss), 12 passes defended, three interceptions, three fumble recoveries,

two forced fumbles and a half sack. Also saw time on offense, rushing 43 times for 362 yards (8.4 avg.) and three touchdowns.

- X Declared for the NFL Draft following his junior season (2017), when he started all nine games he played in, recording 60 tackles, four passes defended, one interception and one fumble recovery. Also rushed for 142 yards and a touchdown.
- X Earned honorable mention All-ACC honors from the league's coaches and was named ACC Co-Defensive Back of the Week after recording a team-leading 10 tackles and a game-clinching interception in a win against Duke.
- X Earned second-team All-ACC honors from the league's coaches and media as a sophomore (2016), after starting nine games and tallying 65 tackles (1.5 for loss), two passes defended, one interception (returned 59 yards for a touchdown), one forced fumble and one fumble recovery.
- X A consensus Freshman All-American in 2015 after started 12-of-13 games, registering 109 tackles (six for loss), six passes defended, one interception, one forced fumble, one fumble recovery (returned 22 yards for a touchdown) and a half-sack. Also rushed 12 times for 122 yards and two touchdowns.
- X Named the ACC Rookie of the Year and Defensive Rookie of the Year by the Atlantic Coast Sports Media Association (ACSMA), becoming the first player to earn both awards since North Carolina cornerback Dre Bly in 1996. He was also named ACC Defensive Rookie of the Year by the league's coaches and shared overall ACC Rookie of the Year with Pittsburgh running back Qadree Ollison.
- X A third-team All-ACC selection by the league's media and coaches and a three-time ACC rookie of the Week, his 109 tackles established a new school record for a freshman.



- X Majored in communication.

### PERSONAL/COMMUNITY:

- X Attended Central Valley High School (Aliquippa, Pennsylvania).
- X Pennsylvania's No. 1 overall prospect according to Rivals, earning Player of the Year honors from the Pittsburgh Post-Gazette, Pittsburgh Tribune-Review and Beaver Country Times, while being selected All-State Class AAA by the Pennsylvania Sports Writers, first-team All-Class AAA and Class AAA Defensive Player of the Year by Pennsylvania Football News. Named to the Pennsylvania Football News 2014 #TeamPA, which recognizes the best players in the state regardless of school classification.
- X Received the Pittsburgh Athletics Association Mercury Award, honoring the top high school football player in Western Pennsylvania.
- X Selected to play in the Semper Fidelis All-American Bowl.
- X Has one brother and one sister
- X Son of Gregory and Antonia Whitehead.
- X In 2020, supported the American Cancer Society as part of the NFL's My Cause, My Cleats initiative.



# WHITEHEAD'S CAREER STATISTICS

| Year | Team      | GP | GS | Tackles |    |    | Sk  | Yds  | INT |     |    |    | Fumbles |    |    | ST Tackles |   |   |   |
|------|-----------|----|----|---------|----|----|-----|------|-----|-----|----|----|---------|----|----|------------|---|---|---|
|      |           |    |    | T       | S  | A  |     |      | No  | Yds | Lg | TD | PD      | FF | FR | Yds        | T | S | A |
| 2018 | Tampa Bay | 15 | 11 | 76      | 61 | 15 | 0.0 | 0.0  | 0   | 0   | 0  | 0  | 4       | 0  | 0  | 0          | 0 | 0 | 0 |
| 2019 | Tampa Bay | 14 | 14 | 68      | 49 | 19 | 0.0 | 0.0  | 1   | 11  | 11 | 0  | 9       | 0  | 1  | 0          | 1 | 1 | 0 |
| 2020 | Tampa Bay | 16 | 16 | 74      | 53 | 21 | 2.0 | 19.0 | 2   | 2   | 2  | 0  | 4       | 1  | 1  | 0          | 0 | 0 | 0 |
| 2021 | Tampa Bay | 14 | 14 | 74      | 58 | 16 | 0.0 | 0.0  | 2   | 24  | 17 | 0  | 8       | 1  | 0  | 0          | 0 | 0 | 0 |
| 2022 | N.Y. Jets | 17 | 17 | 89      | 58 | 31 | 0.0 | 0.0  | 2   | 5   | 5  | 0  | 8       | 0  | 0  | 0          | 0 | 0 | 0 |
| 2023 | N.Y. Jets | 17 | 17 | 97      | 65 | 32 | 0.5 | 6.5  | 4   | 6   | 6  | 0  | 9       | 0  | 0  | 0          | 0 | 0 | 0 |

**NFL Totals**    **93**   **89**   **477**   **344**   **133**    **2.5**   **25.5**    **11**   **48**   **17**   **0**   **42**    **2**   **2**    **0**    **1**   **1**   **0**  
**Playoffs**

| Year | Team      | GP | GS | Tackles |    |   | Sk  | Yds | INT |     |    |    | Fumbles |    |    | ST Tackles |   |   |   |
|------|-----------|----|----|---------|----|---|-----|-----|-----|-----|----|----|---------|----|----|------------|---|---|---|
|      |           |    |    | T       | S  | A |     |     | No  | Yds | Lg | TD | PD      | FF | FR | Yds        | T | S | A |
| 2020 | Tampa Bay | 4  | 4  | 9       | 8  | 1 | 0.0 | 0.0 | 0   | 0   | 0  | 0  | 1       | 2  | 0  | 0          | 0 | 0 | 0 |
| 2021 | Tampa Bay | 2  | 2  | 13      | 10 | 3 | 0.0 | 0.0 | 0   | 0   | 0  | 0  | 0       | 0  | 0  | 0          | 0 | 0 | 0 |

**Postseason**    **6**   **6**   **22**   **18**   **4**    **0.0**   **0.0**    **0**   **0**   **0**   **0**   **1**    **0**   **0**    **0**    **0**   **0**   **0**

## SINGLE-GAME HIGHS

**Tackles:** 11, at Minnesota, 12/4/22 (w/ N.Y. Jets)  
**Sacks:** 1.0, twice, last vs. L.A. Chargers, 10/4/20  
**Interceptions:** 3, vs. Buffalo Bills, 9/11/23  
**Passes Defensed:** 3, three times, last vs. Buffalo Bills, 9/11/23  
**Forced Fumbles:** 2, at Green Bay, NFC Championship Game, 1/24/21  
**Fumble Recoveries:** 1, twice, last at Detroit, 12/20/20

# #31

## ANTOINE WINFIELD JR.

### SAFETY

HT: 5-9 WT: 203

DOB: 8/16/98

NFL: 5TH YEAR

ACQ: D2, 2020

COLLEGE: MINNESOTA



FRONT OFFICE

VETERANS

2023 REVIEW

HISTORY

RECORDS

SIDELINES

### ACQUIRED BY BUCS:

- X Selected in the second round (45th overall) of the 2020 NFL Draft by the Buccaneers.

### AWARDS & ACCOLADES:

- X Super Bowl LV Champion.
- X 2021 Pro Bowl Selection
- X 2023 AP First-Team All-Pro Selection
- X 2023 Pro Football Focus First-Team All-Pro
- X 2023 Tampa Bay Buccaneers Walter Payton Man of the Year Award Nominee
- X 1x NFC Defensive Player of the Month (December/January, 2023)
- X 2x NFC Defensive Player of the Week (Week 13, 2023; Week 18, 2023)
- X NFC Defensive Rookie Of The Month (September 2020)
- X PFWA All-Rookie Team Selection

### CAREER HIGHLIGHTS:

- X Has started all 59 regular season games he has played in, totaling 381 tackles (18 for loss), 27 passes defended, 21 quarterback hits, 15.0 sacks, 11 forced fumbles, eight fumble recoveries and seven interceptions (returned 89 yards).



- X Started all eight postseason contests he has played in, recording 44 tackles (three for loss), three quarterback hits, three passes defended, one interception, two forced fumbles and one fumble recovery.
- X Since entering the league in 2020, Winfield has five strip-sacks, the most by a defensive back during that span, and his 15.0 sacks since 2020 are the most by any defensive back during that span.
- X Winfield's 21 quarterback hits since the beginning of the 2020 season are second-most among defensive backs over that span.
- X Is one of two defensive backs since 2000 to record two-or-more sacks, two-or-more passes defended and one-or-more forced fumble in each of their first three seasons (Also, Jamal Adams).
- X His 15.0 sacks rank second all-time in franchise history for sacks by a defensive back and are the most by a safety.
- X In 2023, joined Pro Football Hall of Famer Brian Dawkins (2002) as the only defensive backs with 3.0+ sacks, 3+ forced fumbles and 3+ fumble recoveries in a single season since 2000.
- X In 2023, became the first defensive back since data became available (1999) with 5.0+ sacks and five-or-more forced fumbles in a single season.
- X In 2023, became 1-of-4 players since 2000 with 5.0+ sacks, five-or-more takeaways and five-or-more forced fumbles in a single season, joining T.J.



Watt (2019), Justin Tuck (2010) and Terrell Suggs (2003).

- X Since data became available (1999), Winfield's 2023 season marked the first time a player has put forth a season with 100-or-more tackles and at least three sacks, interceptions, forced fumbles and fumble recoveries.
- X Tampa Bay's 2020 defense led the league in rushing yards allowed per game (80.6) and yards allowed per rush (3.60), while ranking sixth in yards allowed per play (5.12), sixth in yards allowed per game (327.1), ranking tied for second in tackles for loss (91), tied for fourth in sacks (48.0) and tied for fifth in takeaways (25).
- X Among NFL rookies in 2020, ranked fifth in tackles (91), tied for third in sacks (3.0), tied for fifth in passes defended (six), tied for fifth in forced fumbles (two), tied for sixth in fumble recoveries and tied for eighth in interceptions (one).

- X Winfield - who recorded an interception in Super Bowl LV - became just the seventh rookie or first-year player in NFL history to record an interception in the Super Bowl and the first since Malcolm Butler in Super Bowl XLIX.
- X Notched first career interception at Las Vegas (10/25/20).
- X Tallied a career-high 11 tackles against Carolina (9/20/20). Later matched vs. Minnesota (12/13/20).
- X Recorded first career sack and forced fumble against Carolina (9/20/20).
- X Started in NFL debut at New Orleans (9/13/20).

### 2023 HIGHLIGHTS:

- X Was named a team captain for the 2023 season.
- X Amassed 122 tackles (six for loss), 12 passes defended, eight quarterback hits, 6.0 sacks, six forced fumbles, four fumble recoveries and three interceptions.
- X Finished the year with a share of the league lead in both forced fumbles and fumble recoveries, joining Haason Reddick (2022) as the only players to accomplish that feat since at least 2000.



- X Among defensive backs in 2023, Winfield Jr. finished first in sacks (6.0), first in forced fumbles (six), first in fumble recoveries (four), tied for third in takeaways (seven) and third in quarterback hits (eight).
- X Winfield Jr. earned a 91.2 grade from Pro Football Focus in 2023, putting him as the league's highest graded safety.
- X In the Week 1 victory at Minnesota, finished with eight tackles, 1.0 sack, two quarterback hits, one forced fumble, one fumble recovery and one pass defended.
- X In Week 1, logged a strip sack of Kirk Cousins to record his 10th career sack, which are most by a safety in franchise history and most by a defensive back since he entered the league in 2020.
- X With his performance in Week 1, he became the first defensive back to record a sack, a forced fumble and a fumble recovery in the same game since Jamal Adams did so on Nov. 10, 2019 vs. the N.Y. Giants.
- X He was the only NFC defensive back with a sack in Week 1 and the only NFC defensive back with multiple quarterback hits.
- X In the Week 2 victory over Chicago, played all 53 defensive snaps and finished with three tackles and a then-career-high two passes defended.
- X Played all 78 defensive snaps in Week 4 vs. Philadelphia, finishing with 11 tackles.
- X In the Week 4 victory at New Orleans, played all 65 defensive snaps and finished with nine tackles (two for loss), 1.0 sack, one quarterback hit, one forced fumble, one fumble recovery and one pass defended. He became the first person to record such a stat line since Bobby Wagner in 2018.
- X Through five weeks, Winfield had become the first player since Justin Houston in

2018 to record multiple games in a single season with five-or-more tackles, at least 1.0 sack, plus a forced fumble and a fumble recovery.

- X According to Pro Football Focus, Winfield was Tampa Bay's highest graded defender in Week 4, logging a 91.6 grade.
- X In Week 6 vs. Detroit, played all 70 defensive snaps and finished with four tackles.
- X In Week 7 vs. Atlanta, played 64-of-65 defensive snaps and finished with seven tackles, one pass defended and one forced fumble.
- X Winfield's forced fumble in Week 7 came when he punched the ball out of Falcons QB Desmond Ridder's hand at the 1-yard line, resulting in a touchdown after the ball bounced through the end zone.
- X Winfield's forced fumble in Week 7 was his third fumble of the season, establishing a new career high and at the time tied for the most in the NFL in 2023.
- X Through Week 7, Winfield's eight career forced fumbles were tied for second most among defensive backs over that span.
- X In Week 8 at Buffalo, played all 69 defensive snaps and finished with four tackles and one pass defended.
- X Played all 72 defensive snaps in Week 9 at Houston, finishing with three tackles and one fumble recovery.
- X According to Pro Football Focus, was Tampa Bay's highest-graded defensive starter in Week 9, earning a 73.1 grade.
- X Winfield's fumble recovery in Week 9 was his third of the season, tied for most in the NFL at the time.
- X In the Week 10 victory over Tennessee, played all 63 defensive snaps and finished with three tackles, one quarterback hit, one pass defended and one interception which he returned for 28 yards.
- X Winfield's pass defended in Week 10 marked his seventh of the season, establishing a new career high.
- X In Week 11 at San Francisco, played all 60 defensive snaps and finished with a then-career-high 16 tackles.
- X Played 72-of-73 defensive snaps in Week 12 at Indianapolis and finished with 10 tackles and one pass defended.

- X In the Week 13 victory over Carolina, played 71-of-72 defensive snaps and finished with a game-high eight tackles (two for loss), a then-career-high three passes defended, 1.0 sack, one quarterback hit and one interception.
- X With Winfield's Week 13 performance, he became just the third player since data became available (1999) to record his stat line or better in a single game, joining Cleveland's Joe Schobert in Week 11 of the 2019 season against Pittsburgh and Cincinnati's Vincent Rey in Week 10 of the 2013 season against Baltimore.
- X Winfield's quarterback hit in Week 13 was his 18th since the start of the 2020 season, at the time tied with Seattle's Jamal Adams for the most among defensive backs over that stretch.
- X In Week 13, Winfield became the first defensive back since Hall of Famer Brian Dawkins and Roy Williams in 2002 with three-or-more forced fumbles, three-or-more fumble recoveries, two-or-more interceptions and 2.0-or-more sacks in a single season.
- X According to Pro Football Focus, Winfield was Tampa Bay's highest-graded player in Week 13, earning a 93.8 overall grade. His 93.8 grade was the highest grade he had earned in his career up to that point.





- X In the Week 14 victory over Atlanta, played all 72 defensive snaps and finished with eight tackles, one quarterback hit, 1.0 sack and one forced fumble. Recorded a strip sack of Desmond Ridder that resulted in a safety.
- X Through 14 weeks, Winfield's four forced fumbles were tied for third-most in the NFL.
- X With his forced fumble in Week 14, he joined Marshon Lattimore in 2018 as the only defensive backs with 4+ forced fumbles and 3+ fumble recoveries in a single season since 2010.
- X With his sack in Week 14, Winfield joined Pro Football Hall of Famer Brian Dawkins (2002) as the only defensive backs with 3.0+ sacks, 3+ forced fumbles and 3+ fumble recoveries in a single season since 2000.
- X Winfield's sack in Week 14 gave him 13.0 sacks across his first four seasons, surpassing Bill Bates for the second-most sacks by a defensive back across their first four seasons since 1982 when sacks became an official stat.
- X In the Week 15 victory at Green Bay, he played all 60 defensive snaps and led the team with 10 tackles, adding a forced fumble.
- X Winfield's forced fumble in Week 15 was his fifth of the season and the 10th of his career in the regular season. Through 15 weeks, his five forced fumbles were tied for second in the NFL.
- X With his forced fumble in Week 15, he became 1-of-6 defensive backs since 2000 with 10-or-more forced fumbles over the player's first four career seasons.
- X According to Pro Football Focus, was Tampa Bay's highest-graded defensive player in Week 15, earning an 82.9 overall grade.
- X In the Week 16 win over Jacksonville, played all 66 defensive snaps and recorded three tackles (one for loss), 1.0 sack, one interception, one fumble recovery, one quarterback hit and one pass defensed.
- X With his stat line in Week 16, Winfield Jr. became the second player in the NFL in 2023 to record a game with 1.0+ sacks, an interception and a fumble recovery, joining Buffalo's Terrel Bernard in Week 3. He became the first Buccaneer to accomplish the feat since Geno Hayes did so in Week 15 of the 2009 season.
- X As of Week 16, Winfield Jr. and Pittsburgh's Alex Highsmith were the only players in the NFL to record multiple games with a sack and an interception.
- X In Week 16, Winfield Jr. became the first defensive back since Pro Football Hall of Famer John Lynch (117 in 1999) to record 110+ tackles in a season for Tampa Bay.
- X In Week 17 vs. New Orleans, played all 70 defensive snaps and finished with seven tackles.
- X In the Week 18 victory at Carolina, played all 52 defensive snaps and logged five tackles (one for loss), one quarterback hit, 1.0 sack and one forced fumble. His forced fumble was his sixth of the season, knocking it out of the hands of Panthers WR D.J. Chark at the 1-yard line, resulting in a Buccaneers recovery and a touchback.
- X Joined Haason Reddick (2022) as the only players since fumble data became available in 1993 to hold at least a share of the league lead in both forced fumbles and opponent fumble recoveries.
- X In 2023, became the first defensive back since 2000 with 6.0+ sacks and six-or-more forced fumbles in a season.

- X In 2023, became the fourth defensive back since 1982 with six-or-more games with a sack in a single season, joining Jamal Adams (2020), Dave Duerson (1986) and Roman Harper (2011).
- X In the Wild Card round victory over Philadelphia, he recorded three tackles and one pass defensed. Contributed to a defense that helped produce the largest yardage disparity in a postseason game in franchise history (+150).
- X In the Divisional round contest at Detroit, played 72-of-73 defensive snaps and recorded two tackles and one quarterback hit.

### COLLEGE:

- X Started 33 career games at Minnesota (2016-19), totaling 177 tackles (seven for loss), with nine interceptions (returned 180 yards, two touchdowns), 4.0 sacks, three fumble recoveries and two forced fumbles. Also returned a punt for a touchdown and blocked a field goal.
- X Earned unanimous All-American honors as a redshirt sophomore (2019), leading the Gophers with 88 tackles (3.5 for loss) and 3.0 sacks, while tying the modern era school record with seven interceptions, the fourth-most in the NCAA. Returned one interception for a touchdown.
- X Also selected All-Big Ten first team and named Big Ten Defensive Back of the Year while being named a finalist for the Bronko Nagurski Award, given annually to the best defensive player in the nation.
- X Named Big Ten Defensive Player of the Week following game against Fresno State, in which he notched four tackles, one sack and recorded an interception in the end zone to seal the win in double overtime.
- X Named National and Big Ten Defensive Player of the Week after registering 11

tackles and two interceptions against Penn State.

- X In 2018, played in four games before missing the remainder of the season. During those four games, recorded a punt returned 76 yards for a touchdown against New Mexico State, a game-sealing end zone interception against Fresno State and a fumble recovery against Miami (OH).
- X Limited to four games in 2017, but recorded a sack, two pass breakup and a blocked field goal against Buffalo.
- X As a freshman in 2016, played in 12 games, with nine starts, tallying 52 tackles, one fumble recovery and an interception, returned 82 yards for a touchdown.
- X A three-time Academic All-Big Ten selection (2017-19) and a CoSida Academic All-District selection in 2019. Also named Big Ten Distinguished Scholar in both 2018 and 2019.
- X Majored in business & marketing education.

### PERSONAL/COMMUNITY:

- X Attended The Woodlands High School (The Woodlands, Texas).
- X Named Montgomery County Player of the Year as a senior.
- X Son of Antoine and Erniece Winfield.
- X Father, Antoine, played defensive back at Ohio State, earning Jim Thorpe award as the nation's top defensive back in 1998. He was then a first-round draft selection by the Buffalo Bills and went on to play 14 seasons in the NFL with the Bills and the Minnesota Vikings, earning three Pro Bowl selections.
- X Has two brothers, Austin and Ethan. Austin is a defensive back for the Gophers.
- X In 2020, supported Johns Hopkins All Children's Hospital as part of the NFL's My Cause, My Cleats initiative.



# WINFIELD JR.'S GAME-BY-GAME STATISTICS

## 2023

| DATE          | OPP  | TACKLES    |           |           |          |            |             |          | INTERCEPTIONS |           |           |          |           | FUMBLES  |          |          | ST TACKLES |          |          |
|---------------|------|------------|-----------|-----------|----------|------------|-------------|----------|---------------|-----------|-----------|----------|-----------|----------|----------|----------|------------|----------|----------|
|               |      | T          | S         | A         | TFL      | SK         | YDS         | QH       | NO            | YDS       | LG        | TD       | PD        | FF       | FR       | YDS      | T          | S        | A        |
| Sept. 10      | @MIN | 8          | 4         | 4         | 0        | 1.0        | 10.0        | 2        | 0             | 0         | 0         | 0        | 1         | 1        | 1        | 0        | 0          | 0        | 0        |
| Sept. 17      | CHI  | 3          | 2         | 1         | 0        | 0.0        | 0.0         | 0        | 0             | 0         | 0         | 2        | 0         | 0        | 0        | 0        | 0          | 0        |          |
| Sept. 25      | PHI  | 11         | 5         | 6         | 0        | 0.0        | 0.0         | 0        | 0             | 0         | 0         | 0        | 0         | 0        | 0        | 0        | 0          | 0        |          |
| Oct. 1        | @NO  | 9          | 6         | 3         | 2        | 1.0        | 4.0         | 1        | 0             | 0         | 0         | 0        | 1         | 1        | 1        | 0        | 0          | 0        |          |
| Oct. 15       | DET  | 4          | 2         | 2         | 0        | 0.0        | 0.0         | 0        | 0             | 0         | 0         | 0        | 0         | 0        | 0        | 0        | 0          | 0        |          |
| Oct. 22       | ATL  | 7          | 4         | 3         | 0        | 0.0        | 0.0         | 0        | 0             | 0         | 0         | 0        | 1         | 1        | 0        | 0        | 0          | 0        |          |
| Oct. 26       | @BUF | 4          | 2         | 2         | 0        | 0.0        | 0.0         | 0        | 0             | 0         | 0         | 1        | 0         | 0        | 0        | 0        | 0          | 0        |          |
| Nov. 5        | @HOU | 3          | 2         | 1         | 0        | 0.0        | 0.0         | 0        | 0             | 0         | 0         | 0        | 0         | 0        | 1        | 0        | 0          | 0        |          |
| Nov. 12       | TEN  | 6          | 3         | 3         | 0        | 0.0        | 0.0         | 1        | 1             | 28        | 28        | 0        | 1         | 0        | 0        | 0        | 0          | 0        |          |
| Nov. 19       | @SF  | 16         | 9         | 7         | 0        | 0.0        | 0.0         | 0        | 0             | 0         | 0         | 0        | 0         | 0        | 0        | 0        | 0          | 0        |          |
| Nov. 26       | @IND | 10         | 8         | 2         | 0        | 0.0        | 0.0         | 0        | 0             | 0         | 0         | 0        | 1         | 0        | 0        | 0        | 0          | 0        |          |
| Dec. 3        | CAR  | 8          | 6         | 2         | 2        | 1.0        | 9.0         | 1        | 1             | 0         | 0         | 0        | 3         | 0        | 0        | 0        | 0          | 0        |          |
| Dec. 10       | @ATL | 8          | 4         | 4         | 0        | 1.0        | 8.0         | 1        | 0             | 0         | 0         | 0        | 0         | 1        | 0        | 0        | 0          | 0        |          |
| Dec. 17       | @GB  | 10         | 8         | 2         | 0        | 0.0        | 0.0         | 0        | 0             | 0         | 0         | 0        | 1         | 0        | 0        | 0        | 0          | 0        |          |
| Dec. 24       | JAC  | 3          | 3         | 0         | 1        | 1.0        | 8.0         | 1        | 1             | 0         | 0         | 0        | 1         | 0        | 1        | 0        | 0          | 0        |          |
| Dec. 31       | NO   | 7          | 5         | 2         | 0        | 0.0        | 0.0         | 0        | 0             | 0         | 0         | 0        | 0         | 0        | 0        | 0        | 0          | 0        |          |
| Jan. 7        | @CAR | 5          | 4         | 1         | 1        | 1.0        | 9.0         | 1        | 0             | 0         | 0         | 0        | 0         | 1        | 0        | 0        | 0          | 0        |          |
| <b>TOTALS</b> |      | <b>122</b> | <b>76</b> | <b>46</b> | <b>6</b> | <b>6.0</b> | <b>48.0</b> | <b>8</b> | <b>3</b>      | <b>28</b> | <b>28</b> | <b>0</b> | <b>12</b> | <b>6</b> | <b>4</b> | <b>0</b> | <b>0</b>   | <b>0</b> | <b>0</b> |

## POSTSEASON

|               |      |          |          |          |          |            |            |          |          |          |          |          |          |          |          |          |          |          |          |
|---------------|------|----------|----------|----------|----------|------------|------------|----------|----------|----------|----------|----------|----------|----------|----------|----------|----------|----------|----------|
| Jan. 15       | PHI  | 3        | 3        | 0        | 0        | 0.0        | 0.0        | 0        | 0        | 0        | 0        | 0        | 1        | 0        | 0        | 0        | 0        | 0        | 0        |
| Jan. 21       | @DET | 2        | 1        | 1        | 0        | 0.0        | 0.0        | 1        | 0        | 0        | 0        | 0        | 0        | 0        | 0        | 0        | 0        | 0        | 0        |
| <b>TOTALS</b> |      | <b>5</b> | <b>4</b> | <b>1</b> | <b>0</b> | <b>0.0</b> | <b>0.0</b> | <b>1</b> | <b>0</b> | <b>0</b> | <b>0</b> | <b>0</b> | <b>1</b> | <b>0</b> | <b>0</b> | <b>0</b> | <b>0</b> | <b>0</b> | <b>0</b> |

# WINFIELD JR.'S CAREER STATISTICS

| Year              | Team      | GP        | GS        | Tackles    |            |            |             | Sk           | Yds      | INT       |           |          |           | Fumbles   |          |          | ST Tackles |          |          |   |
|-------------------|-----------|-----------|-----------|------------|------------|------------|-------------|--------------|----------|-----------|-----------|----------|-----------|-----------|----------|----------|------------|----------|----------|---|
|                   |           |           |           | T          | S          | A          | Sk          |              |          | Yds       | No        | Yds      | Lg        | TD        | PD       | FF       | FR         | Yds      | T        | S |
| 2020              | Tampa Bay | 16        | 16        | 91         | 61         | 30         | 3.0         | 20.0         | 1        | 16        | 16        | 0        | 6         | 2         | 1        | 0        | 3          | 3        | 0        |   |
| 2021              | Tampa Bay | 13        | 13        | 88         | 62         | 26         | 2.0         | 8.0          | 2        | 30        | 30        | 0        | 6         | 2         | 3        | 9        | 0          | 0        | 0        |   |
| 2022              | Tampa Bay | 13        | 13        | 80         | 64         | 16         | 4.0         | 29.0         | 1        | 15        | 15        | 0        | 3         | 1         | 0        | 0        | 0          | 0        | 0        |   |
| 2023              | Tampa Bay | 17        | 17        | 122        | 76         | 46         | 6.0         | 39.0         | 3        | 28        | 28        | 0        | 12        | 6         | 4        | 0        | 0          | 0        | 0        |   |
| <b>NFL Totals</b> |           | <b>59</b> | <b>59</b> | <b>381</b> | <b>263</b> | <b>118</b> | <b>15.0</b> | <b>105.0</b> | <b>7</b> | <b>89</b> | <b>30</b> | <b>0</b> | <b>27</b> | <b>11</b> | <b>8</b> | <b>9</b> | <b>3</b>   | <b>3</b> | <b>0</b> |   |
| <b>Playoffs</b>   |           |           |           |            |            |            |             |              |          |           |           |          |           |           |          |          |            |          |          |   |
| Year              | Team      | GP        | GS        | Tackles    |            |            |             | Sk           | Yds      | INT       |           |          |           | Fumbles   |          |          | ST Tackles |          |          |   |
|                   |           |           |           | T          | S          | A          | Sk          |              |          | Yds       | No        | Yds      | Lg        | TD        | PD       | FF       | FR         | Yds      | T        | S |
| 2020              | Tampa Bay | 3         | 3         | 18         | 15         | 3          | 0.0         | 0.0          | 1        | 0         | 0         | 0        | 2         | 1         | 0        | 0        | 0          | 0        | 0        |   |
| 2021              | Tampa Bay | 2         | 2         | 14         | 11         | 3          | 1.0         | 5.0          | 0        | 0         | 0         | 0        | 0         | 1         | 1        | 0        | 0          | 0        | 0        |   |
| 2022              | Tampa Bay | 1         | 1         | 7          | 4          | 3          | 0.0         | 0.0          | 0        | 0         | 0         | 0        | 0         | 0         | 0        | 0        | 0          | 0        | 0        |   |
| 2023              | Tampa Bay | 2         | 2         | 5          | 4          | 1          | 0.0         | 0.0          | 0        | 0         | 0         | 0        | 1         | 0         | 0        | 0        | 0          | 0        | 0        |   |
| <b>Postseason</b> |           | <b>8</b>  | <b>8</b>  | <b>44</b>  | <b>34</b>  | <b>10</b>  | <b>1.0</b>  | <b>5.0</b>   | <b>1</b> | <b>0</b>  | <b>0</b>  | <b>0</b> | <b>3</b>  | <b>2</b>  | <b>1</b> | <b>0</b> | <b>0</b>   | <b>0</b> | <b>0</b> |   |

## SINGLE-GAME HIGHS

**Tackles:** 16, at San Francisco, 11/19/23  
**Sacks:** 1.0, 15 times, last at Carolina, 1/7/23  
**Interceptions:** 1, seven times, last vs. Jacksonville, 12/24/23  
 (also one postseason, vs. Kansas City, Super Bowl LV, 2/7/21)  
**Passes Defensed:** 3, vs. Carolina, 12/3/23  
**Forced Fumbles:** 1, 11 times, last at Carolina, 1/7/23  
 (also one postseason, at New Orleans, NFC Divisional Round, 1/17/21)  
**Fumble Recoveries:** 1, eight times, last vs. Jacksonville, 12/24/23



# #78 TRISTAN WIRFS

## TACKLE

HT: 6-5 WT: 320

DOB: 1/24/99

NFL: 5TH YEAR

ACQ: D1, 2020

COLLEGE: IOWA



FRONT OFFICE

VETERANS

2023 REVIEW

HISTORY

RECORDS

SIDELINES

## ACQUIRED BY BUCS:

- X Selected in the first round (13th overall) of the 2020 NFL Draft by the Buccaneers.

## AWARDS & ACCOLADES:

- X Super Bowl LV Champion
- X 3x Pro Bowl Selection (2021-23)
- X 2022 AP Second-Team All-Pro Selection
- X 2021 AP First-Team All-Pro Selection
- X 2020 Pro Football Focus Second-Team All-Pro Selection
- X 2x ESPN All-Pro Selection (2020-21)
- X PFWA All-Rookie Team Selection

## CAREER HIGHLIGHTS:

- X Has started all 63 games he has played, including an additional eight postseason contests.
- X Was named to the Pro Bowl in 2023, joining Tony Mayberry (1997-99) as the only offensive linemen in franchise history with three consecutive trips to the Pro Bowl. He became the first Buccaneers player at any position to accomplish this feat since Gerald

McCoy made six consecutive Pro Bowls from 2012-17.

- X In 2023, totaled 1,233 offensive snaps, including the postseason, and per Pro Football Focus (PFF) metrics, he yielded just five sacks and just six quarterback hits over 19 games played in his first season after making the transition from right tackle to left tackle.
- X Started all 16 games in 2020 and was part of an offensive line that allowed a sack on 3.51 percent of all pass attempts, the second-lowest mark in the NFL and the second-lowest mark in a season in team history. Helped block for an offense that ranks second in passing yards per game (289.1), third in points per game (30.8), seventh in yards per game (384.1), seventh in yards per play (6.04).
- X Started at Detroit (12/26/20), helping the Buccaneers total a team-record 588 yards of total offense.
- X Started in NFL debut at New Orleans (9/13/20).

## 2023 HIGHLIGHTS:

- X Was named a team captain for the 2023 season.
- X Among all tackles with 850-or-more pass-blocking snaps in 2023, Wirfs ranked fourth with an 84.3 passblocking grade and sixth with an 81.1 overall offensive grade, per PFF.
- X Started at left tackle in the Week 1 win at Minnesota, contributing to an offensive line that generated 242 net yards of offense. Tampa Bay's offense outgained Minnesota 147-82 in the second half as





the Buccaneers held a 20:03 - 9:57 time of possession advantage.

- X Started at left tackle in the Week 2 victory over Chicago, contributing to an offensive line that helped generate 437 net yards of offense. Tampa Bay's 437 yards in Week 2 marked the fifth-highest output by any team through the first two weeks of the season.
- X Started at left tackle in Week 3 vs. Philadelphia, playing all 44 offensive snaps.
- X Started at left tackle in the Week 4 victory at New Orleans, playing all 71 offensive snaps and contributing to an offense that scored 26 points and snapped New Orleans' streak of 11 straight games allowing 20-or-fewer points.
- X According to Pro Football Focus, was Tampa Bay's highest graded offensive player in Week 4, earning a 77.3 grade.
- X Started at left tackle in Week 6 vs. Detroit and played all 56 offensive snaps.
- X Started at left tackle in Week 7 vs. Atlanta and played all 73 offensive snaps.
- X Started at left tackle in Week 8 at Buffalo and played all 68 offensive snaps.
- X Started at left tackle in Week 9 at Houston, playing all 66 offensive snaps and contributing to an offensive line that helped produce 332 net yards of offense.
- X In the Week 10 victory over Tennessee, started at left tackle and played all 65 offensive snaps, contributing to an offensive line that helped produce 340 net yards of offense.
- X Started at left tackle and played 69-of-71 offensive snaps in Week 11 at San Francisco.
- X In Week 12 at Indianapolis, started at left tackle and played all 60 offensive snaps.
- X Started at left tackle in the Week 13 victory over Carolina, playing all 62 offensive snaps and contributing to an offensive line that generated a then-season-high 128 rushing yards.



- X Started at left tackle in the Week 14 victory in Atlanta, playing all 68 offensive snaps and contributing to an offensive line that generated a then-season-high 148 rushing yards. It marked the third consecutive game in which Tampa Bay produced a season-high in rushing yards.
- X In the Week 15 victory at Green Bay, started at left tackle, playing all 62 offensive snaps and contributing to an offensive line that helped produce a then-season-high 452 net yards of offense.
- X In the Week 16 win over Jacksonville, started at left tackle, playing all 74 offensive snaps and contributing to an offensive line that produced 335 net yards of offense and held a season-high 37:07 - 22:53 time of possession advantage.
- X Played all 56 offensive snaps at right guard in Week 17 vs. New Orleans, contributing to an offensive line that helped produce 7.0 yards per play.
- X In the division-clinching Week 18 victory at Carolina, played all 65 offensive snaps at left guard and contributed to an offensive line that helped produce over 100 rushing yards in a game for the sixth time in 2023.

- X According to Pro Football Focus, was Tampa Bay's highest-graded player in the Week 18 win, earning a 96.4 overall grade. It marked the highest PFF grade of his career.
- X In the Wild Card round victory over Philadelphia, started at left tackle, contributing to an offense that helped produce the largest yardage differential in a playoff game in team history (+150).
- X In the Divisional round contest at Detroit, started at left tackle and contributed to an offense that generated 408 net yards of offense – the third-highest single-game mark in club postseason history.

### COLLEGE:

- X Started 32 career games at Iowa (2017-19), seeing time at both right and left tackle.
- X As a junior (2019), earned first-team All-America honors from the Football Writers of America, Walter Camp Foundation and Phil Steele, while being named second-team All-America by the Associated Press, American Football Coaches Association and The Athletic.
- X Earned the Rimington-Pace Offensive Lineman of the Year in the Big Ten, while garnering first-team All-Big Ten distinction from the league's coaches and media, as well as The Associated Press and Phil Steele. Also a semi-finalist for the 2019 Outland Trophy.
- X Named honorable mention All-Big Ten by both league coaches and media after starting all 12 at right games he played in as a sophomore (2018).
- X Started in seven games as a freshman (2017), becoming the first true freshman to start at either offensive tackle position in the Kirk Ferentz era.
- X Received honorable mention Big Ten Conference All-Freshman team designation from BTN.com, as well

as the team's Next Man In award on offense.

- X Majored in communication studies.

### PERSONAL/COMMUNITY:

- X Attended Mount Vernon High School (Mount Vernon, Iowa).
- X Played offensive and defensive line in high school.
- X Selected to the U.S. Army All-American Bowl following prep career.
- X Named to Des Moines Register Elite all-state team as a senior, while also being named captain of 2A Iowa Newspaper Association all-state.
- X As a senior, was named district offensive line MVP and Class 2A Iowa Preps Offensive Lineman of the Year.
- X Named first-team all-district for three straight seasons.
- X Also lettered in track and wrestling during his prep career, winning a state wrestling championship as a senior, shot put as a junior and senior and discus in his sophomore, junior and senior years.
- X Just the fourth Iowa male prep to win shot and discus titles in consecutive years and the first to win three straight discus titles since the 1950s.
- X Mother is Sarah Wirfs.
- X In 2020, supported the University of Iowa Stead Family Children's Hospital as part of the NFL's My Cause, My Cleats initiative.

## WIRFS' CAREER STATISTICS

**Games/Starts:** TB: 2020: 16/16 (P:4/4); 2021: 17/17 (P: 1/1); 2022: 13/13 (P:1/1); 2023: 17/17 (P: 2/2)  
**Career Totals:** 63/63 (P:8/8)

**Misc. Tackles:** 2 - 1 in 2021; 1 in 2020

#11

## JOHN WOLFORD

QUARTERBACK

HT: 6-1 WT: 218

DOB: 10/16/95

NFL: 5TH YEAR

ACQ: UFA (LAR)-'23

COLLEGE: WAKE FOREST



## TRANSACTIONS:

- X Originally entered the NFL as a college free agent on Aug. 26, 2018. Was waived on Sept. 4.
- X Signed as a free agent by the Los Angeles Rams on April 10, 2019.
- X Re-signed with the Rams as an exclusive rights free agent on April 19, 2022.
- X Was signed as an unrestricted free agent by the Tampa Bay Buccaneers on May 9, 2023.

## CAREER HIGHLIGHTS:

- X Has appeared in seven career regular season games, making four starts, and completing 61-of-104 (58.7%) passes for 626 yards and one touchdown. Also added 16 carries for 87 yards.
- X Started for the L.A. Rams at quarterback in the team's 2020 Wild Card matchup against the Seattle Seahawks. Completed 3-of-6 passes for 29 yards.

## 2023 HIGHLIGHTS:

- X Was promoted from the practice squad to the active roster prior to Week 9.

- X Was inactive for Week 9-18.
- X Was inactive for the Wild Card round vs. Philadelphia and the Divisional round contest at Detroit.

## COLLEGE/PERSONAL:

- X Was a four-year starter at Wake Forest (2014-17), completing 761-of-1,273 (59.8%) passes for 8,794 yards and 59 touchdowns. Also added 447 carries for 1,989 yards and 19 touchdowns.
- X His 59 passing touchdowns and 8,794 passing yards at Wake Forest rank third and fourth in program history, respectively.
- X Was named second-team All-ACC after his senior season in 2017 when he established program records in passer rating (158.0), passing yards (3,192), touchdown passes (29), total offense (3,975) and total touchdowns (39).
- X In 2014, became the first player in program history to start all 12 games as a true freshman.

## WOLFORD'S CAREER STATISTICS

| Year              | Team      | GP       |          | Passing    |           |             | Yds        | Y/A        | TD       | Int      | Lg        | Sk        | Yds       |             |
|-------------------|-----------|----------|----------|------------|-----------|-------------|------------|------------|----------|----------|-----------|-----------|-----------|-------------|
|                   |           | GS       | Att      | Cmp        | Pct       | Lst         |            |            |          |          |           |           | RTG       |             |
| 2020              | L.A. Rams | 1        | 1        | 38         | 22        | 57.9        | 231        | 6.1        | 0        | 1        | 38        | 2         | 8         | 64.7        |
| 2021              | L.A. Rams | 3        | 0        | 4          | 1         | 25.0        | 5          | 1.3        | 0        | 1        | 5         | 1         | 8         | 0.0         |
| 2022              | L.A. Rams | 3        | 3        | 62         | 38        | 61.3        | 390        | 6.3        | 1        | 3        | 30        | 7         | 49        | 64.6        |
| <b>NFL Totals</b> |           | <b>7</b> | <b>4</b> | <b>104</b> | <b>61</b> | <b>58.7</b> | <b>626</b> | <b>6.0</b> | <b>1</b> | <b>5</b> | <b>38</b> | <b>10</b> | <b>65</b> | <b>59.2</b> |
| Year              | Team      | GP       |          | Passing    |           |             | Yds        | Y/A        | TD       | Int      | Lg        | Sk        | Yds       |             |
|                   |           | GS       | Att      | Cmp        | Pct       | Lst         |            |            |          |          |           |           | RTG       |             |
| 2020              | L.A. Rams | 1        | 1        | 6          | 3         | 50.0        | 29         | 4.8        | 0        | 0        | 15        | 1         | 0         | 63.9        |
| <b>NFL Totals</b> |           | <b>1</b> | <b>1</b> | <b>6</b>   | <b>3</b>  | <b>50.0</b> | <b>29</b>  | <b>4.8</b> | <b>0</b> | <b>0</b> | <b>15</b> | <b>1</b>  | <b>0</b>  | <b>63.9</b> |

# #62

## GRAHAM BARTON

### CENTER

HT: 6-5 WT: 314

DOB: 6/1/02

NFL: ROOKIE

ACQ: D1, 2024

COLLEGE: DUKE



### ACQUIRED BY BUCS:

- X Selected by the Buccaneers as a first-round pick (26th overall) in the 2024 NFL Draft.

### COLLEGE:

- X Appeared in 40 career games, making 39 starts, for Duke University (2020-23). He started 34 games at left tackle and five games at center.
- X Was a two-time recipient of Duke's Offensive Lineman of the Year Award during the 2022-23 seasons.
- X As a senior in 2023, started nine games at left tackle. Received second-team All-America honors and first-team All-ACC honors after anchoring an offensive line that produced 2,174 rushing yards and 26 rushing touchdowns – tied for the fifth-most in program history.
- X During his junior season in 2022, started all 13 games at left tackle and received first-team All-ACC recognition after contributing to an offensive line that helped produce 32.8 points per game – the highest mark in program history dating back to 1996.
- X As a sophomore in 2021, started 12 games at left tackle and contributed to an offensive line that helped produce

180.3 rushing yards per game – good for the fourth-highest mark in program history dating back to 1996.

- X Appeared in six games, making five starts – all at center – as a freshman in 2020. Received second-team freshman All-America honors.

### PERSONAL:

- X Attended Ravenwood High School (Brentwood, Tenn.).
- X In addition to playing football, was a standout lacrosse player growing up.
- X Participated in the 2024 Reese's Senior Bowl.
- X Led his team to a 13-2 record and an appearance in the 2019 6A state championship game as a senior. Subsequently received All-State honors.
- X Coming out of high school, was the No. 41 offensive guard in the 2020 class and the No. 19 recruit in the state of Tennessee (No. 4 offensive lineman).
- X Interned at the Raleigh office of U.S. Senator Thom Tillis during the summer of 2023.
- X Is the son of Philip and Heather Barton.
- X Majored in Public Policy.

#43

## CHRIS BRASWELL JR.

## OUTSIDE LINEBACKER

HT: 6-3 WT: 255

DOB: 10/25/01

NFL: ROOKIE

ACQ: D2, 2024

COLLEGE: ALABAMA

**ACQUIRED BY BUCS:**

- X Selected by the Buccaneers as a second-round pick (57th overall) in the 2024 NFL Draft.

**COLLEGE:**

- X Appeared in 40 career games at the University of Alabama (2020-23), logging 75 tackles (15.5 for loss), 10.5 sacks, four forced fumbles, one pass defensed and one interception (returned for a touchdown).
- X Received second-team All-SEC recognition as a junior in 2023 after appearing in 14 games and recording 42 tackles, 8.0 sacks, one interception (returned for a touchdown), three forced fumbles and one pass defensed.
- X In addition to posting career highs in tackles (42), sacks (8.0) and forced fumbles (three) as a junior, Braswell led the SEC in quarterback pressures and forced fumbles.
- X During his sophomore year in 2022, saw action in 13 games and recorded 20 tackles, 2.5 sacks and one forced fumble.
- X As a freshman in 2021, played in 13 games and logged 13 tackles.

**PERSONAL:**

- X Attended St. Frances Academy (Baltimore, Md.), where he started out as a running back but ultimately moved to playing defensive end.
- X Participated in the 2024 Reese's Senior Bowl.
- X Helped his high school to a 34-1 record over his final three seasons.
- X Recorded 25.0 sacks and sixed forced fumbles over his junior and senior seasons of high school.
- X Was named a 2020 Under Armor All-American.
- X Was the No. 2 weakside defensive end in the 2020 recruiting class, the No. 2 recruit in the state of Maryland, and the No. 19 recruit nationally.

# #23 TYKEE SMITH

**SAFETY****HT:** 5-10 **WT:** 202**DOB:** 2/18/2001**NFL:** ROOKIE**ACQ:** D3A, 2024**COLLEGE:** GEORGIA**ACQUIRED BY BUCS:**

- X Selected by the Buccaneers as a third-round pick (89th overall) in the 2024 NFL Draft.

**COLLEGE:**

- X Appeared in 50 career games between West Virginia University (2019–20) and the University of Georgia (2021–23), recording a combined 212 tackles (21.5 for loss) 12 passes defended, eight interceptions (one returned for a touchdown), 5.0 sacks and two forced fumbles.
- X Was a two-time College Football Playoff National Champion with the Georgia Bulldogs during the 2021–22 seasons.
- X As a redshirt senior in 2023, he appeared in 14 games for the Bulldogs, recording 70 tackles (8.5 for loss), six passes defended, four interceptions, and 2.0 sacks. He was subsequently named second-team All-SEC.
- X During his redshirt junior season in 2022, he played in 14 games and logged 28 tackles, 2.0 sacks, one pass defended and one forced fumble.
- X Only appeared in one game with the Bulldogs during the 2021 season due to injury.
- X In 2020 at the University of West Virginia, Smith received All-America

recognition and second-team All-Big 12 honors after he appeared in 10 games and finished with 61 tackles (8.0 for loss), five passes defended, and two interceptions.

- X During his first season at West Virginia, Smith was named to the freshman All-American team after appearing in 12 games and logging 53 tackles (2.5 for loss), four passes defended, two interceptions (one returned for a touchdown), one forced fumble and 1.0 sack.

**PERSONAL:**

- X Attended Imhotep Institute Charter High School (Philadelphia, Penn.)
- X Participated in the 2024 Reese's Senior Bowl.
- X Led his high school team to three straight conference championships and Class 4A state runner-up finishes across his final three seasons.
- X He was a two-time team captain in high school.
- X Has four siblings (three brothers, one sister).
- X Has one daughter, named Zyla.



#15

## JALEN MCMILLAN

WIDE RECEIVER


HT: 6-1 WT: 192

DOB: 12/7/01

NFL: ROOKIE

ACQ: D3B, 2024

COLLEGE: WASHINGTON

**ACQUIRED BY BUCS:**

- X Selected by the Buccaneers as a third-round pick (92nd overall) in the 2024 NFL Draft.

**COLLEGE:**

- X Appeared in 38 career games for the University of Washington (2020–23), bringing in 164 receptions for 2,143 yards and 17 receiving touchdowns.
- X Dating back to 1996, he ranked among University of Washington program leaders in receptions (fifth), receiving yards (sixth), and receiving touchdowns (seventh) at the time that he was drafted.
- X As a redshirt junior in 2023, was limited due to injury but still appeared in nine games, bringing in 45 receptions for 559 yards and five receiving touchdowns.
- X McMillan led all players in the 2024 College Football Playoff National Championship game in receptions, with six, and scored the game's lone receiving touchdown.
- X Enjoyed his most productive collegiate season as a redshirt sophomore in 2022, when he received All-Pac-12 honorable mention recognition after playing 13 games and posting career highs in receptions (79), receiving yards

(1,098) and receiving touchdowns (nine). He led the Huskies in both receptions and receiving touchdowns.

- X As a redshirt freshman in 2021, appeared in 10 games and finished with 39 receptions for 470 yards and three receiving touchdowns.
- X During his true freshman campaign in 2020, he saw action in three games and brought in one reception for 16 yards.

**PERSONAL:**

- X Attended San Joaquin Memorial High School (Fresno, Calif.), where he played both football, baseball, and track and field.
- X Was rated as the No. 38 overall prospect and No. 8 wide receiver in the country coming out of high school, as well as the No. 6 recruit in the state of California.
- X Was recruited by several schools to be a dual sport athlete, having been recruited for both football and baseball.
- X Qualified for the Junior Olympics in track and field in the eighth grade.

# #7

## BUCKY IRVING

**RUNNING BACK**

**HT:** 5-10 **WT:** 195

**DOB:** 8/19/02

**NFL:** ROOKIE

**ACQ:** D4, 2024

**COLLEGE:** OREGON



### ACQUIRED BY BUCS:

- X Selected by the Buccaneers as a fourth-round pick (125th overall) in the 2024 NFL Draft.

### COLLEGE:

- X Appeared in 39 career games between the University of Minnesota (2021) and the University of Oregon (2022-23), totaling 475 carries for 2,937 yards (6.2 avg.) and 20 rushing touchdowns while adding 95 receptions for 785 yards and five receiving touchdowns.
- X He received second-team All-Pac-12 honors in 2023 after starting all 14 games and posting career highs in carries (186), rushing yards (1,180), rushing touchdowns (11), receptions (56) and receiving yards (413). He led all FBS running backs in receptions.
- X As a sophomore in 2022, started 12-of-13 games and logged 156 carries for 1,058 yards and five rushing touchdowns, adding 31 receptions for 299 yards. He subsequently received honorable mention All-Pac-12 recognition for his play.
- X Was named the 2022 Holiday Bowl Game MVP after recording 13 carries for 149 yards and two rushing touchdowns.

- X As a freshman at the University of Minnesota in 2021, he logged 133 carries for 699 yards and four touchdowns. He finished the season leading the Gophers in all-purpose yards.

### PERSONAL:

- X Attended Hillcrest High School (Chicago, Ill.), where he lettered in football and basketball.
- X Earned All-State honors and was named the Conference Player of the Year as a high school senior in 2019.
- X As a junior in 2018, led his team to a 12-1 record and the conference title game.
- X Has two siblings (one brother, one sister).
- X Was given the nickname 'Bucky' by his late father, Marcellus.
- X Full name is Mar'Keise Irving.

FRONT OFFICE

DRAFT PICKS

2023 REVIEW

HISTORY

RECORDS

SIDELINES

# #79 ELIJAH KLEIN

## OFFENSIVE LINEMAN

HT: 6-4 WT: 319

DOB: 4/8/2000

NFL: ROOKIE

ACQ: D6, 2024

COLLEGE: TEXAS-EL PASO



### ACQUIRED BY BUCS:

- X Selected by the Buccaneers as a sixth-round pick (125th overall) in the 2024 NFL Draft.

### COLLEGE:

- X Appeared in 56 career games at the University of Texas–El Paso (2018–23), playing predominantly right guard.
- X Received first-team All-Conference–USA honors in 2023 after appearing in 12 games and contributing to a Miners team that averaged 362.0 net yards of offense per game, including 144.3 yards per game on the ground.
- X Started all 12 games at right guard for the Miners in 2022, receiving All-Conference–USA honorable mention recognition after contributing to an offense that average 159.4 rushing yards per game.
- X In 2021, started all 13 games at right guard and received All-Conference–USA honorable mention recognition after helping the Miners' offense

produce an average of 392.0 yards per game.

- X Started eight games for UTEP in 2020, helping guide a rushing attack that scored 16 touchdowns and surpassed 1,000 yards on the season.
- X Appeared in eight games, making six starts, for the Miners in 2019, helping a rushing attack that average 138.9 yards per game.
- X Started four games in 2018, including two at left tackle and two at right guard.

### PERSONAL:

- X Attended Upland High School (Upland, Calif.)
- X Was named to the All-Baseline League First Team Offense as a senior in 2017.
- X Led his team to a 12–1 record in 2017, advancing to the Division II semifinals.
- X Has two brothers.
- X Full name is Elijah Blue Klein.

# #82 DEVIN CULP

**TIGHT END**  
**HT:** 6-4 **WT:** 237  
**DOB:** 2/2/2000  
**NFL:** ROOKIE  
**ACQ:** D7, 2024  
**COLLEGE:** WASHINGTON



## ACQUIRED BY BUCS:

- X Selected by the Buccaneers as a seventh-round pick (246th overall) in the 2024 NFL Draft.

## COLLEGE:

- X Appeared in 36 career games at the University of Washington (2019-23), amassing 66 receptions for 711 yards and four receiving touchdowns.
- X As a senior in 2023, he received All-Pac-12 honorable mention recognition after appearing in 14 games and bringing in 16 receptions for 208 yards and two receiving touchdowns for a Washington team that reached the College Football Playoff National Championship Game.
- X Played in 12 games as a junior in 2022, finishing with a career-high 29 receptions for 266 yards and one touchdown.
- X As a sophomore in 2021, appeared in nine games and brought in 20

receptions for 222 yards and one touchdown.

- X Saw time in two games for the Huskies in 2020, bringing in one catch for 15 yards.
- X Appeared in 12 games for Washington in 2019.

## PERSONAL:

- X Attended Gonzaga Preparatory School (Spokane, Wash.), where he played football and basketball.
- X As a senior, was a first-team All-State selection and helped Gonzaga Prep reach the quarterfinals of the Washington state playoffs.
- X Recorded a 4.47 40-yard dash time at the 2024 NFL Draft Combine, the fastest time among any competing tight ends.
- X His 4.47 40-yard dash time was the third-fastest time for any participant who weighed at least 230 pounds in the 2024 NFL Draft Combine.

# #19

## ZACK ANNEXSTAD

**QUARTERBACK**

**HT:** 6-3 **WT:** 220

**DOB:** 4/16/00

**NFL:** ROOKIE

**ACQ:** FA, 2024


**COLLEGE:** ILLINOIS STATE

### ACQUIRED BY BUCS:

- X Signed by Tampa Bay as a free agent on May 10, 2024.

### COLLEGE:

- X Totaled 26 career games over six seasons between Minnesota (2018-21) and Illinois State (2022-23).
- X In his final two seasons at Illinois State, he completed 360-of-545 (66.1%) passes for 3,547 yards and 27 touchdowns. Also added 95 carries for 247 yards.
- X All-Missouri Valley Football Conference honorable mention selection in 2023.



- X In his freshman season (2018), believed to be the second walk-on true freshman quarterback to start a season opener, joining Baker Mayfield (Texas Tech 2013).
- X Holds third most all-time Minnesota freshmen records with 97 passes for 1,277 yards, and nine touchdowns (tied).

### PERSONAL:

- X Attended IMG Academy (Bradenton, Fla).
- X Father, Scott, saw time in the NFL with Kansas City and Washington.

FRONT OFFICE

1ST YEAR & UDFA

2023 REVIEW

HISTORY

RECORDS

SIDELINES

# #39

## MARCUS BANKS

**DEFENSIVE BACK**

**HT:** 6-0 **WT:** 190

**DOB:** 10/8/00

**NFL:** ROOKIE

**ACQ:** FA, 2024

**COLLEGE:** MISSISSIPPI STATE



### ACQUIRED BY BUCS:

- X Signed by Tampa Bay as a free agent on May 10, 2024.

### COLLEGE:

- X Appeared in 49 career games across five seasons at Alabama (2019-21) and Mississippi State (2022-23), tallying 73 tackles, five passes defended, one fumble recovery, one interception, and one touchdown.
- X Was invited to the 2024 College Gridiron Showcase.
- X Spent time at cornerback and special teams until his final season in 2023, where he switched to safety.

### PERSONAL:

- X Received 25 collegiate offers coming out of Dekaney High School (Houston, TX).
- X Selected to play in the All-American Bowl in San Antonio.
- X Participated in Nike's "The Opening" Finals in Frisco, Texas, in 2018.



# #95 C.J. BREWER

## DEFENSIVE LINEMAN

HT: 6-2 WT: 290

DOB: 11/22/97

NFL: 1ST YEAR

ACQ: FA, 2023

COLLEGE: COASTAL CAROLINA



### ACQUIRED BY BUCS:

- X Signed by Tampa Bay as a free agent on May 16, 2023.

### CAREER HIGHLIGHTS:

- X Has appeared in two career games for the Buffalo Bills, logging two tackles.

### COLLEGE:

- X Appeared in 58 games across five seasons (2017-21) at Coastal Carolina University, logging 230 tackles (32.5 for loss), 16.0 sacks, six passes defended, five forced fumbles, three fumble recoveries and one interception.
- X At Coastal Carolina, also added two carries for 16 yards and one reception for two yards and a touchdown.
- X As a super senior in 2021, logged 54 tackles, 4.5 sacks, one interception and one fumble recovery across 13 games.
- X As a senior in 2020, appeared in 12 games and recorded 60 tackles, 6.5 sacks, one forced fumble and one fumble recovery.

- X As a junior in 2019, recorded 54 tackles, 3.0 sacks and three passes defended over 12 games.
- X As a sophomore in 2018, tallied 29 tackles, two forced fumbles and one pass defended in nine games.
- X As a freshman in 2017, tallied 33 tackles, 2.0 sacks, two forced fumbles and two passes defended.
- X Was a three-time All-Sun Belt honoree, earning first team accolades in 2020-21 and third-team honors in 2019.
- X Was a two-time team captain.
- X Ranks eighth in program history in tackles (230), fifth in sacks (16.0), fifth in tackles for loss (32.5) and third in quarterback hurries (20).

### PERSONAL:

- X Attended Bowdon High School (Bowdon, Ga.)
- X Was named the Times-Georgia Area Defensive Player of the Year following his junior season in high school in 2014.
- X Also played basketball in high school.

#59

## JUDGE CULPEPPER

DEFENSIVE LINEMAN

HT: 6-4 WT: 293

DOB: 11/24/99

NFL: ROOKIE

ACQ: FA, 2024


COLLEGE: TOLEDO

**ACQUIRED BY BUCS:**

- X Signed by Tampa Bay as a free agent on May 10, 2024.

**COLLEGE:**

- X Started in 41-of-63 career games played over five seasons between Penn State (2019-20) and Toledo (2021-23), amassing 132 tackles (19.5 for loss), 14.0 sacks, two passes defended, two forced fumbles, and one fumble recovery.
- X Earned first-team All MAC and MAC West Defensive Player of the Week during his final season.
- X Played as a reserve and on special teams while at Penn State (2019-20).




- X Scout Team Defensive Player of the Year during redshirt season (2018).

**PERSONAL:**

- X Helped his high school team to a 45-7 record and four district championships in four seasons at Plant High School (Tampa, Fla).
- X Received first-team All-Tampa recognition as a senior, and second-team All-State as a junior.
- X Son of former Buccaneer Brad Culpepper.

# #86 EVAN DECKERS

**LONG SNAPPER**  
**HT:** 6-3 **WT:** 252  
**DOB:** 2/23/99  
**NFL:** 1ST YEAR  
**ACQ:** FA, 2024  
**COLLEGE:** DUKE



## TRANSACTIONS:

- X Signed by Tampa Bay as a college free agent on May 12, 2023. Waived on Aug. 29, 2023.
- X Signed to Tampa Bay's practice squad on Dec. 13, 2023. Released on Dec. 19, 2023.
- X Signed to a future contract by the Buccaneers on Jan. 30, 2024.

## COLLEGE:

- X Appeared in 53 career games between the University of Massachusetts (2018-21) and Duke University (2022), serving as the primary long snapper.
- X During his collegiate career, assisted on a total of 218 kicks and 272 punts.
- X Helped kickers convert on 44-of-60 (73.3%) field goal tries and 154-of-158 (97.5%) point after tries while in college.
- X Was named to the Academic All-ACC team in 2023 while at Duke.

## PERSONAL:

- X Attended Avon Old Farms (Avon, Mass.), where he lettered in football (three years), golf (four years), basketball (one year), hockey (one year), and squash (one year).
- X Majored in Kinesiology.
- X Got his master's degree in Management Studies.
- X Son of Peter and Tina Deckers.

# #60

## XAVIER DELGADO

### OFFENSIVE LINEMAN

HT: 6-4 WT: 329

DOB: 6/20/00

NFL: ROOKIE

ACQ: FA, 2024

COLLEGE: MISSOURI



### ACQUIRED BY BUCS:

- X Signed by Tampa Bay as a free agent on May 10, 2024.

### COLLEGE:

- X Appeared in 59 games over six seasons at Missouri (2018-23), including starting the final 20 games of his collegiate career.
- X Was part of a 2023 Mizzou offensive line unit that was a semifinalist for the Joe Moore Award that recognizes the most outstanding offensive line units in the country.
- X In his final season at Missouri in 2023, helped anchor a Missouri offensive line that ranked 25th in the nation with 442.9 net yards of offense per game.

### PERSONAL:

- X Attended Deer Valley High School (Glendale, Ariz.)
- X Was a three-star recruit according to both Rivals.com and 247sports.com.
- X Was rated as the No. 19 overall recruit in the state of Arizona.
- X Received first-team all-state recognition in the 'Big School' division (class 4A, 5A, 6A) by the Arizona Republic.

# #46 KALEN DELOACH

**LINEBACKER**

**HT:** 6-1 **WT:** 212

**DOB:** 11/28/00

**NFL:** ROOKIE

**ACQ:** FA, 2024

**COLLEGE:** FLORIDA STATE

## ACQUIRED BY BUCS:

- X Signed by Tampa Bay as a free agent on May 10, 2024.

## COLLEGE:

- X Started in 39-of-48 career games played over five seasons at Florida State (2019-23), tallying 178 tackles (18 for loss), 8.0 sacks, two interceptions, 12 passes defended, two forced fumbles, one fumble recovery, and one touchdown.
- X Second-team All-American, first-team All-ACC, and FSU Defensive MVP in his final season.
- X Named ACC Linebacker of the Week (2023).



- X Recorded 68 tackles (10.5 for loss), 7.0 sacks, two forced fumbles, two passes defended, one interception and one fumble recovery in his final season.

## PERSONAL:

- X Selected to play in 2019 Under Armour All-American Game.
- X Named Butkus Award finalist for best high school linebacker in America.
- X Played some offense in high school, adding 771 yards rushing and 19 touchdowns
- X Also played basketball for Island High School (Savannah, Ga).

FRONT OFFICE

1ST YEAR & UDFA

2023 REVIEW

HISTORY

RECORDS

SIDELINES

# #61 SILAS DZANSI

## OFFENSIVE TACKLE

HT: 6-5 WT: 335

DOB: 6/13/98

NFL: 1ST YEAR

ACQ: FA, 2023

COLLEGE: VIRGINIA TECH

### ACQUIRED BY BUCS:

- X Signed by Tampa Bay as a college free agent on May 12, 2023.

### COLLEGE:

- X Appeared in 49 games with 34 starts across five seasons (2018-2022) at Virginia Tech University.
- X Started all 11 games at right and left tackle his super redshirt senior year (2022)
- X Played in 12 games with seven starts at right and left tackle his redshirt senior year (2021), contributing to an offensive line that averaged 185.3 rushing yards a game.
- X Played in 8 games with four starts at right tackle and guard his redshirt junior year (2020), contributing to an offensive line that averaged 240.1 rushing yards a game.
- X Started all 8 games at right tackle his redshirt sophomore year (2019),



contributing to an offensive line that averaged 176.1 rushing yards a game.

- X Played in 10 games with four starts at right tackle his redshirt freshman year (2018), contributing to an offensive line that averaged 174.3 rushing yards a game.
- X Transferred to Virginia Tech and redshirted.
- X Spent 2016 season at Fork Union Military Academy.

### PERSONAL:

- X Last name pronounced: JAN-zee.
- X Attended C.D. Hylton High School (Woodbridge, Va.).
- X Played left tackle on offense and racked up 56 tackles on defense.
- X Started playing football his sophomore year of high school.



# #24

## TYREK FUNDERBURK

**CORNERBACK**

**HT:** 6-0 **WT:** 185

**DOB:** 11/28/00

**NFL:** ROOKIE

**ACQ:** FA, 2024

**COLLEGE:** APPALACHIAN STATE

### ACQUIRED BY BUCS:

- X Signed by Tampa Bay as a free agent on May 10, 2024.

### COLLEGE:

- X Played in 55 career games (35 starts) over six seasons between Richmond (2018-22) and Appalachian State (2023), tallying 123 tackles, 11 interceptions, 29 passes defended, three forced fumbles, and two touchdowns.
- X Was named All-Sun Belt first team and second-team All-American in his final season.
- X While at Richmond, received All-State honors in 2021 and second-team



All-Colonial Athletic Association and second-team All-State honors in 2020.

### PERSONAL:

- X Earned Two-time All-Conference and two-time NCISAA All-State recognition at Metrolina Christian Academy (Indian Trail, N.C.).
- X Had many achievements in track and field, including one state championship, three state medals, seven conference championships and holds four MAC conference records.

FRONT OFFICE

1ST YEAR & UDFA

2023 REVIEW

HISTORY

RECORDS

SIDELINES

#48

ANTONIO GRIER JR.

LINEBACKER

HT: 6-1 WT: 230

DOB: 1/18/00

NFL: ROOKIE

ACQ: FA, 2024

COLLEGE: ARKANSAS

**ACQUIRED BY BUCS:**

- X Signed by Tampa Bay as a free agent on May 10, 2024.

**COLLEGE:**

- X Played in 58 career games over six seasons between South Florida (2018-22) and Arkansas (2023), amassing 265 tackles (23.5 for loss), 10.0 sacks, five forced fumbles, four passes defended, three interceptions, and two touchdowns.
- X Earned Phil Steele Preseason All-ACC first-team and Athlon Preseason All-ACC first-team in 2022.
- X Second-team All ACC, Pro Football Network All-Conference first-team,

and Athlon third-team selections in his fourth season at USF.

**PERSONAL:**

- X Named all-region defensive player of the year during senior season at Benjamin E. Mays High School (Atlanta, GA).
- X Earned Atlanta-Journal Constitution Class 6A honorable mention his junior year.

# #57

## DANIEL GRZESIAK

LINEBACKER

HT: 6-1 WT: 245

DOB: 11/19/00

NFL: ROOKIE

ACQ: FA, 2024

COLLEGE: CINCINNATI



### ACQUIRED BY BUCS:

- X Signed by Tampa Bay as a free agent on May 10, 2024.

### COLLEGE:

- X Played in 59 career games over six seasons between Nevada (2018–21), Utah State (2022), and Cincinnati (2023).
- X Recorded 140 tackles, 19.5 sacks, six passes defended, four forced fumbles, and three fumble recoveries.
- X Received honorable mention all-Mountain West recognition in 2022 after posting 52 tackles (13 for loss), a team-leading 8.5 sacks and two forced fumbles.

### PERSONAL:

- X Named Defensive Lineman of the Year as a senior at Crenshaw High School (Los Angeles, CA).
- X Helped lead his team to both a league and state championship in 2017.

FRONT OFFICE

1ST YEAR & UDFA

2023 REVIEW

HISTORY

RECORDS

SIDELINES

#72

## LUKE HAGGARD

OFFENSIVE TACKLE

HT: 6-7 WT: 305

DOB: 1/3/00

NFL: 1ST YEAR

ACQ: FA, 2023

COLLEGE: INDIANA

**ACQUIRED BY BUCS:**

- X Signed by Tampa Bay as a college free agent on May 12, 2023.

**COLLEGE:**

- X Appeared in 28 games with 26 starts across three seasons (2020-2022) at Virginia Tech University.
- X Started all 12 games his super senior season (2022) at left tackle.
- X Started the final 11 games at left tackle after missing the opener his senior year (2021), and earned the team's Chris Dal Sasso Award for most outstanding lineman.
- X Played in six games with four starts at left tackle his junior year (2020), contributing to an offensive line



led the Big Ten (T-17th nationally) in fewest sacks allowed per game (1.25). The Hoosiers finished fourth in the conference in scoring (28.9), fifth in passing offense (250.9), and fifth in time of possession (31:15).

- X Spent two seasons (2018-19) at Santa Rosa Junior College (Santa Rosa, Calif.). Named team captain, All-Bay 6 Conference, and was an All-NorCal Region honoree.

**PERSONAL:**

- X Attended Petaluma High School (Petaluma, Calif.).
- X Named a team captain.
- X Also played lacrosse and rugby.

# #21

## ANDREW HAYES

**CORNERBACK**

**HT:** 6-0 **WT:** 195

**DOB:** 6/17/01

**NFL:** ROOKIE

**ACQ:** FA, 2024

**COLLEGE:** CENTRAL ARKANSAS

### ACQUIRED BY BUCS:

- X Signed by Tampa Bay as a free agent on May 10, 2024.

### COLLEGE:

- X Played in 45 career games over four seasons between Ouachita Baptist (2019-22) and Central Arkansas, amassing 153 tackles, 27 passes defended, four interceptions, and one fumble recovery.



- X All-Great American Conference Honorable mention distinction in 2021.

### PERSONAL:

- X Attended Bryant High School (Bryant, Ark).
- X Led his team to a 7A state championship in 2017

FRONT OFFICE

1ST YEAR & UDFA

2023 REVIEW

HISTORY

RECORDS

SIDELINES

# #16 KEENAN ISAAC

**CORNERBACK**

**HT:** 6-3 **WT:** 190

**DOB:** 2/17/00

**NFL:** 1ST YEAR

**ACQ:** FA, 2023

**COLLEGE:** ALABAMA STATE

## ACQUIRED BY BUCS:

- X Signed by Tampa Bay as a college free agent on May 12, 2023.

## 2023 HIGHLIGHTS:

- X Made his NFL debut in the Week 4 win at New Orleans, being elevated from the practice squad and appearing on special teams.
- X Did Not Play in Week 13 against Carolina.
- X Was inactive for Week 14 versus Atlanta.

## COLLEGE:

- X Appeared in 36 games across four seasons (2018-19 and 2021-22) at Alabama State University, tallying 161 tackles, 31 pass defended, 1.5 sacks, five interceptions, and two forced fumbles.
- X Played in three games his redshirt senior year (2022), tallying 39 tackles, 10 passes defended, two interceptions, and 0.5 sacks.
- X Played in 11 games his redshirt junior year (2021), amassing 33 tackles, seven passes defended, one sack, and



one forced fumble. Returned one kick for a 37-yard touchdown

- X Redshirted his 2020 season after offseason surgery.
- X Started all 11 games his sophomore year (2019), totaling 55 tackles, eight passes defended, and one forced fumble with a recovery.
- X Started six games and played in 11 as a true freshman (2018), recording 44 tackles, six passes defended, and one interception.

## PERSONAL:

- X Attended Midfield High School (Midfield, ALA.).
- X Named Second Team All-State as a senior.
- X Played basketball, averaging 18.9 points per game and 8.2 rebounds per game.

# #45

## RAMON JEFFERSON

**RUNNING BACK**

**HT:** 5-10 **WT:** 210

**DOB:** 1/10/00

**NFL:** ROOKIE

**ACQ:** FA, 2024

**COLLEGE:** KENTUCKY



### ACQUIRED BY BUCS:

- X Signed by Tampa Bay as a free agent on May 10, 2024.

### COLLEGE:

- X Played in 57 career games over seven seasons between Maine (2017-18), Garden City Community College (2019), Sam Houston (2020-22), and Kentucky (23-24), tallying 669 carries for 4,132 yards, and 41 touchdowns.
- X First-team All-Western Athletic Conference and AP FCS second-team All-American in 2021.
- X Earned All-Kansas Jayhawk Community College Conference second-team honors in 2019.
- X Named Thurlow Cooper Offensive Rookie of the Year.

### PERSONAL:

- X Attended Harry S Truman High School (The Bronx, N.Y.).
- X Two-time all-conference, two-time all-city, and one NYSSWA all-state selections.
- X Helped lead his team to back-to-back PSAL Bowls.

FRONT OFFICE

1ST YEAR & UDFA

2023 REVIEW

HISTORY

RECORDS

SIDELINES



#28

## CEPHUS JOHNSON III

WIDE RECEIVER

HT: 6-5 WT: 220

DOB: 9/21/99

NFL: 1ST YEAR

ACQ: FA, 2023

COLLEGE: SOUTHEASTERN LOUISIANA

**TRANSACTIONS:**

- X Entered the league as a college free agent with the Minnesota Vikings on May 1, 2023. Waived on Aug. 7, 2023.
- X Signed by the Buccaneers on Aug. 12, 2023.

**COLLEGE:**

- X Appeared in 45 career games between the University of South Alabama (2018-19) and Southeastern Louisiana University (2020-22), playing quarterback and completing 236-of-409 attempts for 2,763 yards and 20 touchdowns. Also added 274 carries for 1,461 rushing yards and 17 rushing touchdowns, plus seven receptions for 83 yards and two receiving touchdowns.
- X As a redshirt senior at Southeastern Louisiana in 2022, established career highs in completions (138), passing yards (1,527), passing touchdowns (10), carries (104), rushing yards (651), and rushing touchdowns (eight).
- X As a redshirt junior at Southeastern Louisiana in 2021, appeared in 10

games and completed 5-of-12 passes for 149 yards and one touchdown. Added 37 carries for 265 yards and four touchdowns, plus five receptions for 63 yards and two receiving touchdowns.

- X As a redshirt sophomore at Southeastern Louisiana in 2020, appeared in seven games and completed 3-of-3 passes for 67 yards and one touchdown. Also added 30 carries for 155 yards and one touchdown, plus two receptions for 20 yards.
- X Across two seasons at University of South Alabama, completed 90-of-180 passes for 1,020 yards and 8 touchdowns. Also added 103 carries for 390 yards and four touchdowns.

**PERSONAL:**

- X Attended Davidson High School (Mobile, Ala.)
- X As a senior in high school, established program records with 1,849 passing yards and 22 touchdowns.

# #9

## KAMERON JOHNSON

**WIDE RECEIVER**

**HT:** 5-10 **WT:** 170

**DOB:** 3/17/02

**NFL:** ROOKIE

**ACQ:** FA, 2024

**COLLEGE:** BARTON COLLEGE



### ACQUIRED BY BUCS:

- X Signed by Tampa Bay as a free agent on May 10, 2024.

### COLLEGE:

- X Played in 37 career games over four seasons at Barton College, tallying 151 receptions for 2,316 yards and 19 touchdowns, as well as adding 22 carries for 125 yards, plus two touchdown passes.
- X As a returner in college, recorded over 1,000 return yards and brought two kicks back for touchdowns.
- X Earned All-conference honors in his final two seasons after posting a combined 95 receptions for 1,445 receiving yards and 12 receiving touchdowns.

- X Became the first-ever Barton College football player to sign with an NFL team.

### PERSONAL:

- X Attended Northern Nash High School (Rocky Mount, N.C.), where he played quarterback.

FRONT OFFICE

1ST YEAR & UDFA

2023 REVIEW

HISTORY

RECORDS

SIDELINES

# #66 AVERY JONES

## GUARD

HT: 6-4 WT: 307

DOB: 10/20/99

NFL: ROOKIE

ACQ: FA, 2024

COLLEGE: AUBURN



### ACQUIRED BY BUCS:

- X Signed by Tampa Bay as a free agent on May 10, 2024.

### COLLEGE:

- X Appeared in 41 collegiate games across three schools, including North Carolina (2019), East Carolina (2020-22), and Auburn (2023).
- X Played in eight games in his final season at Auburn, including the Tropical Bowl.
- X In his three seasons at East Carolina, Jones started 31-of-33 games played for the Pirates.
- X Spent his redshirt freshman season in 2019 at North Carolina appearing in one game.

### PERSONAL:

- X Earned an invitation to the 2017 Shrine Bowl of the Carolinas.
- X Spent time at both offensive line and defensive tackle at Havelock High School (Havelock, NC), helping his team to a 14-2 record and a Coastal 3A Conference title.

# #85 LATREAL JONES

**WIDE RECEIVER**

**HT:** 6-1 **WT:** 195

**DOB:** 1/13/99

**NFL:** ROOKIE

**ACQ:** FA, 2024

**COLLEGE:** SOUTHERN MISSISSIPPI

## ACQUIRED BY BUCS:

- X Signed by Tampa Bay as a free agent on May 10, 2024.

## COLLEGE:

- X Totaled 38 games over five seasons between Pearl River Community College (2019-22) and the University of Southern Mississippi (2022-23).
- X Recorded 46 receptions for 622 yards and three touchdowns over his final two collegiate season at Southern Miss.
- X As a sophomore in 2020, Jones was named JCGridiron first-team All-American.



- X Began his career at Pearl River Community College hauling in 66 receptions for 874 yards and four touchdowns.

## PERSONAL:

- X Played both football and baseball at Taylorsville High School (Taylorsville, Miss.), winning the 2017 MHSAA 2A Football State Championship in a season in which he caught 41 receptions for 925 yards and 11 touchdowns.

FRONT OFFICE

1ST YEAR & UDFA

2023 REVIEW

HISTORY

RECORDS

SIDELINES

# #80 TANNER KNUE

**WIDE RECEIVER**

**HT:** 5-11 **WT:** 178

**DOB:** 11/26/99

**NFL:** ROOKIE

**ACQ:** FA, 2024

**COLLEGE:** EASTERN MICHIGAN

## ACQUIRED BY BUCS:

- X Signed by Tampa Bay as a free agent on May 10, 2024.

## COLLEGE:

- X Played in 37 games over six seasons at Eastern Michigan (2018-23), recording 154 receptions for 1,866 yards and 17 touchdowns.
- X In his final season at Eastern Michigan, he earned second-team All-MAC, leading the team in receptions (50), receiving yards (479), and touchdowns (three).
- X Earned third-team All MAC in his fifth season, totaling a career-best in both receiving yards (632) and touchdowns (nine).



## PERSONAL:

- X Played both football and basketball at Mason High School (Mason, Ohio).
- X In basketball, he was once selected second team all-conference and named league Defensive Player of the Year.

# #36

## CHRIS MCDONALD JR.

**CORNERBACK**

**HT:** 5-10 **WT:** 192

**DOB:** 11/9/99

**NFL:** ROOKIE

**ACQ:** FA, 2024

**COLLEGE:** TOLEDO

### ACQUIRED BY BUCS:

- X Signed by Tampa Bay as a free agent on May 10, 2024.

### COLLEGE:

- X Played in 57 games over five seasons at Toledo (2019-23), tallying 141 tackles, 37 passes defended, five interceptions, two defensive touchdowns, and one forced fumble.
- X Earned third-team ALL-MAC in his final season at Toledo in 2023.
- X Finished his career third in program history in passes defended (37).



### PERSONAL:

- X Won a state championship at Miami Southridge Senior High School (Miami, Fla.) in 2016.
- X Selected as a defensive back in the 2018 Miami-Dade All-Star Game.

FRONT OFFICE

1ST YEAR & UDFA

2023 REVIEW

HISTORY

RECORDS

SIDELINES

#71

## LORENZ METZ

OFFENSIVE LINEMAN

HT: 6-9 WT: 310

DOB: 3/7/97

NFL: ROOKIE

ACO: FA, 2024


COLLEGE: CINCINNATI

**TRANSACTIONS:**

- X Signed by the Chicago Bears as a college free agent on May 6, 2023. Released on July 26, 2023.
- X Signed with the Tampa Bay Buccaneers via the International Player Pathway Program on April 15, 2024.

**COLLEGE:**

- X Appeared in 43 games, making 27 starts, across various offensive line positions for the Cincinnati Bearcats (2018-22). Also added one blocked point after attempt on the defensive side of the ball.
- X Was limited to just five games during his final season at Cincinnati in 2022 due to injury.
- X During his redshirt junior season in 2021, received first-team All-AAC honors after he appeared in 12 games and made eight starts at right guard for the Bearcats. Contributed to an offensive line that helped produce the ninth-highest yards per play average in the country (6.7).



- X As a redshirt sophomore in 2020, appeared in eight games in a reserve capacity and on special teams.
- X Started all 13 games for the Bearcats in 2019, alternating between the left and right tackle positions. Helped produce a 1,000-yard rusher.
- X Appeared in three games, making his collegiate debut as an offensive lineman after making the transition from originally playing defensive line.

**PERSONAL:**

- X Born in Neuötting in Bavaria, Germany.
- X Played for the Kirchdorf Wildcats in the German Football League.
- X Majored in Industrial Management. Was named the Outstanding Undergraduate Industrial Management Student of the Year by Lindner's Department of Operations, Business Analytics and Information Systems.
- X Didn't play football until he was 18 years old.



# #81

## RYAN MILLER

**WIDE RECEIVER**


**HT:** 6-2 **WT:** 221

**DOB:** 2/20/00

**NFL:** 1ST YEAR

**ACO:** FA, 2023

**COLLEGE:** FURMAN



### TRANSACTIONS:

- X Signed by Tampa Bay as a college free agent on May 12, 2023.

### 2023 HIGHLIGHTS:

- X Was elevated from the practice squad prior to the Week 13 victory over Carolina, making his NFL debut and appearing on special teams and in a reserve capacity on offense.

### COLLEGE:

- X Appeared in 53 games in five seasons (2018–2022) at Furman University, tallying 151 receptions for 2,146 yards (14.2 avg.) and 28 touchdowns. Also added three carries for 28 yards.
- X Established career highs in receptions (72), receiving yards (762) and receiving touchdowns (12) in 2022, earning him first team All-Southern Conference honors and AP FCS All-America honors.
- X As a senior in 2021, logged 43 receptions for 749 yards and seven

touchdowns to earn first team All-Southern Conference honors and AP FCS All-American honors.

- X As a junior in 2020, brought in 15 receptions for 254 yards and six receiving touchdowns.
- X As a sophomore in 2019, recorded 11 receptions for 237 yards and three receiving touchdowns.
- X As a freshman in 2018, tallied 10 receptions for 144 yards.

### PERSONAL:

- X Attended University School of Jackson High School (Jackson, TN).
- X Played right end, wide receiver, running back, middle linebacker and defensive end in high school.
- X Also played basketball and ran track in high school.
- X Parents are David and Denis Miller.
- X Has one brother, Keaton.

FRONT OFFICE

1ST YEAR & UDFA

2023 REVIEW

HISTORY

RECORDS

SIDELINES

# #49

## SHAUN PETERSON JR.

**OUTSIDE LINEBACKER**

**HT:** 6-3 **WT:** 240

**DOB:** 10/22/99

**NFL:** ROOKIE

**ACQ:** FA, 2024

**COLLEGE:** CENTRAL FLORIDA



### ACQUIRED BY BUCS:

- X Signed by Tampa Bay as a free agent on May 10, 2024.

### COLLEGE:

- X Totaled 51 games over six seasons between Florida International University (2018-22) and Central Florida (2023).
- X Following his transfer to UCF, appeared in 12 games, notching 14 tackles, 1.0 sacks, and one forced fumble.
- X At outside linebacker, amassed 28 tackles (eight for loss), 6.0 sacks, two forced fumbles, and two fumble recoveries in his fifth season at FIU (2022).
- X Played running back for the first four seasons at FIU, totaling 105 carries for 478 yards and four touchdowns.

### PERSONAL:

- X Played both linebacker and running back at Nova High School (Davie, Fla).
- X Ranked No. 3 in South Florida with 1,234 yards and 17 touchdowns his senior season.

# #33

## JOSE RAMIREZ

**OUTSIDE LINEBACKER**

**HT:** 6-2 **WT:** 252

**DOB:** 5/9/99

**NFL:** 1ST YEAR

**ACQ:** D6C, 2023

**COLLEGE:** EASTERN MICHIGAN



### ACQUIRED BY BUCS:

- X Selected in the sixth round (196th overall) of the 2023 NFL Draft by the Tampa Bay Buccaneers.

### 2023 HIGHLIGHTS:

- X Was elevated from the practice squad for the Wild Card round vs. Philadelphia, but was inactive.

### COLLEGE:

- X Appeared in 32 games across three seasons (2020-22) at Eastern Michigan, tallying 156 tackles (34 for loss), 20.5 tackles, seven passes defended, six forced fumbles and one fumble recovery.
- X His 20.5 career sacks rank second all-time in Eastern Michigan program history while his 34 tackles for loss rank fifth.
- X Is a member of Eastern Michigan's Ring of Honor.
- X Became the first player at Eastern Michigan to record double-digit sacks in a single season since 1998.

- X As a senior in 2022, earned first team All-MAC and MAC Defensive MVP honors after logging 66 tackles (19.5 for loss), 12 sacks, two forced fumbles, two passes defended and one fumble recovery over 13 games.
- X In 2021, received third team All-MAC honors after recording 63 tackles, 6.5 sacks, four passes defended and three forced fumbles across 13 games.
- X Appeared in six games in 2020, amassing 27 tackles, 2.0 sacks, one pass defended and one forced fumble.
- X Prior to attending Eastern Michigan, Ramirez attended Riverside City College in 2018 and appeared in 12 games for their football team.

### PERSONAL:

- X Attended Auburndale high School (Auburndale, Fla.), where he played wide receiver, cornerback, safety and linebacker.
- X Majored in psychology at Eastern Michigan.
- X Has four brothers and one sister.

FRONT OFFICE

1ST YEAR & UDFA

2023 REVIEW

HISTORY

RECORDS

SIDELINES

#84

**TANNER TAULA****TIGHT END****HT:** 6-6 **WT:** 255**DOB:** 12/6/98**NFL:** 1ST YEAR**ACQ:** FA, 2023**COLLEGE:** ILLINOIS STATE**TRANSACTIONS:**

- X Signed by Tampa Bay as a college free agent on May 12, 2023.

**COLLEGE:**

- X Appeared in 44 games across five seasons (2018-2022) at Illinois State, tallying 63 receptions for 627 yards (10.0 avg.) and four touchdowns.
- X Saw action in eight games as a super redshirt senior (2022), recording 26 receptions for 284 yards and one touchdown.
- X Played in eight games as a redshirt senior (2021), tallying 12 receptions for 89 yards.
- X Appeared in four games as a redshirt junior (2020), registering 13 receptions for 122 yards and two touchdowns.



- X Saw action in 13 games with three starts as a redshirt sophomore (2019), recording seven receptions for 101 yards.
- X Appeared in 11 games and started four as a redshirt freshman (2018), tallying 5 receptions for 31 yards and one touchdown.
- X Redshirted his freshman year (2017).

**PERSONAL:**

- X Attended Blue Springs High School (Blue Springs, Missouri).
- X Voted first-team all-state selection as a senior tallying 21 receptions for 303 yards and two receiving touchdowns and one rushing.

# #75 LWAL UGUAK

**DEFENSIVE LINEMAN**  
**HT:** 6-4 **WT:** 269  
**DOB:** 3/30/2000  
**NFL:** ROOKIE  
**ACO:** FA, 2024  
**COLLEGE:** TCU



## TRANSACTIONS:

- X Signed by the Tampa Bay Buccaneers to a future contract on Jan. 30, 2024.

## CAREER HIGHLIGHTS:

- X Played for the Montreal Alouettes of the Canadian Football League during the 2023 season, appearing in 18 games and registering 16 tackles, 3.0 sacks and one forced fumble.
- X Was selected by the Alouettes in the first round (seventh overall) of the 2023 CFL Draft.

## COLLEGE:

- X Appeared in 47 career games between the University of Connecticut (2018-21) and Texas Christian University (2022), totaling 79 tackles (10.0 for loss), 4.5 sacks, four passes defended, two fumble recoveries and one forced fumble.
- X As a senior at TCU, played in all 14 games and logged 10 tackles (one for

loss), one fumble recovery and 0.5 sacks for a Horned Frogs team that made it to the College Football Playoff National Championship game.

- X During his junior season at Connecticut, appeared in 10 games and finished with 34 tackles (3.5 for loss) and two fumble recoveries.
- X As a sophomore in 2019, saw action in 12 games, logging 19 tackles (4.0 for loss), and a career-high 4.0 sacks.
- X During his freshman season in 2018, appeared in 11 games for UConn and logged 16 tackles (1.5 for loss).

## PERSONAL:

- X Attended Harry Ainlay High School (Edmonton, Alberta, Canada).
- X His family emigrated from Sudan to Canada in 1997.
- X Has three siblings. His brother, Aher, is a professional basketball player

# #30

## DJ WILLIAMS

**RUNNING BACK**  
**HT:** 6-0 **WT:** 225  
**DOB:** 11/15/99  
**NFL:** ROOKIE  
**ACQ:** FA, 2024  
**COLLEGE:** ARIZONA

### ACQUIRED BY BUCS:

- X Signed by Tampa Bay as a free agent on May 10, 2024.

### COLLEGE:

- X Totaled 48 career games over five seasons across three schools, beginning his career at Auburn (2019-20), before transferring to Florida State (2021), and Arizona (2022-23), rushing the ball 277 times for 1,394 yards and 14 touchdowns.
- X In his final two seasons at Arizona (2022-23), recorded 132 carries for 646 yards and eight touchdowns in 24 games played.
- X Played in all 12 games his first season at Arizona (2022-23) including the Territorial Cup victory.



### PERSONAL:

- X Two-time All-Highlands selection at Sebring High School (Sebring, Fla).
- X Nephew of Pro Football Hall of Fame running back Edgerrin James.
- X Also played baseball in high school.

# #38

## RASHAD WISDOM

**DEFENSIVE BACK**

**HT:** 5-9 **WT:** 210

**DOB:** 6/6/01

**NFL:** ROOKIE

**ACQ:** FA, 2024

**COLLEGE:** TEXAS-SAN ANTONIO



### ACQUIRED BY BUCS:

- X Signed by Tampa Bay as a free agent on May 10, 2024.

### COLLEGE:

- X Started 54-of-57 career games played over five seasons at Texas San Antonio (2019-23), tallying 315 tackles, 19 pass defended, 4.0 sacks, five interceptions, and two touchdowns.
- X Finished his career as the UTSA all-time leader in total tackles (315) and solo tackles (228).
- X Named first-team All-American Athletic Conference and Dave Cambell's All-Texas College second-team his final season.
- X Was twice named All-Conference USA first-team honoree (2020-21) and C-USA All-Freshman team in 2019.

### PERSONAL:

- X Named first-team All-District 27-6A selection during final three seasons (2016-18) at Converse Judson High School (Converse, Texas), in addition to earning honorable mention All-state recognition in both 2017 and 2018.
- X Helped his team to a 13-1 record and district championship in 2018.

FRONT OFFICE

1ST YEAR & UDFA

2023 REVIEW

HISTORY

RECORDS

SIDELINES