

# SUPER BOWL CHAMPIONS



2020 YEAR IN REVIEW

15-5



**ROAD RECORD: 6-2 | PLAYOFFS: 3-0**



# WORLD CHAMPIONS

## TAMPA BAY'S SECOND SUPER BOWL TITLE COMES ON HOME SOIL



## 581 PASSING TOUCHDOWNS - MOST IN NFL HISTORY

- THE BUCCANEERS BECAME THE **FIRST TEAM IN NFL HISTORY** TO PLAY IN AND **WIN A SUPER BOWL** IN ITS HOME STADIUM
- THE BUCCANEERS EARNED **NINE ROAD WINS** INCLUDING THE PLAYOFFS - THE **MOST IN FRANCHISE HISTORY**
- INCLUDING THE POSTSEASON, THE BUCCANEERS FINISHED THE 2020 SEASON WITH **EIGHT CONSECUTIVE WINS** - THE **LONGEST WINNING STREAK IN TEAM HISTORY**

**615** **POINTS SCORED**

**1ST IN NFL SINCE START OF 2020 SEASON**

## 34 TEAM TAKEAWAYS

**1ST IN NFL SINCE START OF 2020 SEASON**

HOME

AWAY

L 23-34

W 31-17

W 28-10

W 38-31

L 19-20

W 38-10

W 45-20

W 25-23

2020 BUCCANEERS SCHEDULE

SEPT. 13



SEPT. 20



SEPT. 27



OCT. 4



OCT. 8



OCT. 18



OCT. 25



NOV. 2



L 3-38

W 46-23

L 24-27

L 24-27

W 26-14

W 31-27

W 47-7

W 44-27

NOV. 8



NOV. 15



NOV. 23



NOV. 29



DEC. 13



DEC. 20



DEC. 26




JAN. 3





# SUPER BOWL STANDOUTS



## SUPER BOWL PASSING YARDS LEADERS

Player (Team if Active)	Yards
1. <b>Tom Brady (TB)</b>	<b>3,039</b>
2. Kurt Warner	1,156
3. Joe Montana	1,142
4. John Elway	1,128
5. Peyton Manning	1,001

## SUPER BOWL PASSING TD LEADERS

Player (Team if Active)	TD
1. <b>Tom Brady (TB)</b>	<b>21</b>
2. Joe Montana	11
3. Terry Bradshaw	9
4. Roger Staubach	8
5t. Kurt Warner	6
5t. Steve Young	6

## SUPER BOWL 3+ PASSING TD GAMES

Player (Team if Active)	GP
1. <b>Tom Brady (TB)</b>	<b>4</b>
2. Joe Montana	2
3. Many Others Tied	1

## SUPER BOWL RECEIVING YARDS LEADERS

Player (Team if Active)	Yards
1. Jerry Rice	589
2t. <b>Rob Gronkowski (TB)</b>	<b>364</b>
2t. Lynn Swann	364
4. Julian Edelman (NE)	337
5. Andre Reed	323

## SUPER BOWL RECEIVING TD LEADERS

Player (Team if Active)	TD
1. Jerry Rice	8
2. <b>Rob Gronkowski (TB)</b>	<b>5</b>
3t. Cliff Branch	3
3t. Antonio Freeman	3
3t. John Stallworth	3
3t. Lynn Swann	3



**ROB GRONKOWSKI | JERRY RICE**

**1 OF 2** PLAYERS WITH **2+** TOUCHDOWN RECEPTIONS IN MULTIPLE SUPER BOWLS

## SUPER BOWL SINGLE-GAME QB HITS

Since QBH Began Being Tracked in 2006

Player (Season)	QBH
1. Trey Flowers (2016)	5
2t. <b>Shaquil Barrett (2020)</b>	<b>4</b>
2t. Michael Bennett (2014)	4
2t. Grady Jarrett (2016)	4
2t. DeMarcus Ware (2015)	4

## SUPER BOWL SINGLE-GAME TEAM QB HITS

Since QBH Began Being Tracked in 2006

Team (Season)	QBH
1. Denver Broncos (2015)	13
2t. New England Patriots (2018)	12
2t. New England Patriots (2016)	12
4t. <b>Tampa Bay Buccaneers (2020)</b>	<b>9</b>
4t. Three Other Teams Tied	9

## SUPER BOWL FEWEST TD ALLOWED

Includes Offensive & Special Teams Touchdowns Allowed

Team	TDA
1t. <b>2020 Tampa Bay Buccaneers</b>	<b>0</b>
1t. 2018 New England Patriots	0
1t. 1974 Pittsburgh Steelers	0
1t. 1972 Miami Dolphins	0
1t. 1971 Dallas Cowboys	0
6t. Many Teams Tied	1





# THE ROAD HOME TO TAMPA

## MOST GAMES SCORING 30+ POINTS

2020 Regular Season+ Playoffs

Team	Games
1. Green Bay Packers	13
<b>2. Tampa Bay Buccaneers*</b>	<b>12</b>
3t. Kansas City Chiefs	10
3t. Tennessee Titans	10
5. Buffalo Bills	9

\*Scored 30+ in seven consecutive games to finish the season

## MOST DOUBLE-DIGIT WINS

2020 Regular Season + Playoffs

Team	10+ Point Wins
<b>1. Tampa Bay Buccaneers</b>	<b>10</b>
2t. Baltimore Ravens	9
2t. Buffalo Bills	9
2t. Green Bay Packers	9
5. New Orleans Saints	8

## MOST POINTS SCORED

2020 Regular Season + Playoffs

Team	Points
<b>1. Tampa Bay Buccaneers</b>	<b>615</b>
2. Buffalo Bills	569
3. Green Bay Packers	567
4. Kansas City Chiefs	542
5. New Orleans Saints	523

## REGULAR SEASON POINT DIFFERENTIAL

2020 Regular Season

Team	Differential
<b>1. Tampa Bay Buccaneers</b>	<b>+160</b>
2. Baltimore Ravens	+158
3. Green Bay Packers	+149
4. New Orleans Saints	+147
5. Kansas City Chiefs	+130

## REGULAR SEASON YARDAGE DIFFERENTIAL

2020 Regular Season - Net Yardage

Team	Differential
1. Los Angeles Rams	+1,336
2. New Orleans Saints	+1,173
3. Green Bay Packers	+1,150
4. Kansas City Chiefs	+1,126
<b>5. Tampa Bay Buccaneers</b>	<b>+1,035</b>



## MOST TEAM TAKEAWAYS

2020 Regular Season + Playoffs

Team	TA
<b>1. Tampa Bay Buccaneers</b>	<b>34</b>
2. Miami Dolphins	29
3. Buffalo Bills	28
4t. Cleveland Browns	27
4t. Pittsburgh Steelers	27

## MOST POINTS OFF TAKEAWAYS

2020 Regular Season + Playoffs

Team	Points
<b>1. Tampa Bay Buccaneers</b>	<b>145</b>
2. Baltimore Ravens	106
3. Pittsburgh Steelers	105
4. Buffalo Bills	103
5. Cleveland Browns	100

## MOST TEAM SACKS

2020 Regular Season + Playoffs

Team	Sacks
<b>1t. Tampa Bay Buccaneers</b>	<b>58.0</b>
1t. Los Angeles Rams	58.0
3. Pittsburgh Steelers	56.0
4. Washington Football Team	50.0
5t. Philadelphia Eagles/Seattle Seahawks	49.0

## MOST TEAM QUARTERBACK HITS

2020 Regular Season + Playoffs

Team	QBH
<b>1. Tampa Bay Buccaneers</b>	<b>142</b>
2. Pittsburgh Steelers	137
3. Baltimore Ravens	124
4. New Orleans Saints	119
5. Seattle Seahawks	116

## MOST TEAM TACKLES FOR LOSS

2020 Regular Season + Playoffs

Team	TFL
<b>1. Tampa Bay Buccaneers</b>	<b>107</b>
2. Pittsburgh Steelers	105
3. Seattle Seahawks	93
4. Philadelphia Eagles	91
5. Arizona Cardinals	88





# NFC CHAMPIONSHIP

# 31-26

**WIN OVER GREEN BAY - FIRST  
NFC CHAMPIONSHIP WIN SINCE 2002**



## MOST SCRIMMAGE YARDS

Buccaneers Franchise Playoff History - **Single Postseason**

Player (Season)	Yards
1. <b>Leonard Fournette (2020)</b>	<b>448</b>
2. Michael Pittman (2002)	245
3. <b>Chris Godwin (2020)</b>	<b>238</b>
4. Ricky Bell (1979)	213
5. <b>Mike Evans (2020)</b>	<b>204</b>

## MOST SCRIMMAGE YARDS

Buccaneers Franchise Playoff History - **All-Time**

Player	Yards
1. Mike Alstott	502
2. <b>Leonard Fournette</b>	<b>448</b>
3. Warrick Dunn	387
4. Keyshawn Johnson	375
5. Michael Pittman	342

## MOST RECEIVING YARDS

Buccaneers Franchise Playoff History - **Single Postseason**

Player (Season)	Yards
1. <b>Chris Godwin (2020)</b>	<b>232</b>
2. <b>Mike Evans (2020)</b>	<b>204</b>
3. Joe Jurevicius (2002)	197
4. Keyshawn Johnson (2002)	194
5. <b>Cameron Brate (2020)</b>	<b>175</b>



## MOST POSTSEASON SACKS

Buccaneers Franchise Playoff History - **All-Time**

Player	Sacks
1. Simeon Rice	7.0
2. Warren Sapp	5.5
3t. <b>Shaquil Barrett</b>	<b>4.0</b>
3t. Steve White	4.0
5t. <b>Jason Pierre-Paul</b> /Greg Spires/Ellis Wymys	<b>2.0</b>

## MOST SINGLE-GAME SACKS

Buccaneers Franchise Playoff History

Player (Opponent, Date)	Sacks
1t. <b>Shaquil Barrett (at GB, 1/24/21)</b>	<b>3.0</b>
1t. Warren Sapp (at GB, 1/4/98)	3.0
3t. <b>Jason Pierre-Paul (at GB, 1/24/21)</b>	<b>2.0</b>
3t. Three Other Games Tied	2.0

## MOST SINGLE-GAME TEAM SACKS

Buccaneers Franchise Playoff History

Opponent, Date	Sacks
1t. <b>at GB, 1/24/21</b>	<b>5.0</b>
1t. vs. OAK, 1/26/03	5.0
1t. at DAL, 1/9/83	5.0
4t. vs. SF, 1/12/03	4.0
4t. at GB, 1/4/98	4.0

## MOST INTERCEPTIONS

Buccaneers Franchise Playoff History - **Single Postseason**

Player (Season)	INT
1t. <b>Sean Murphy-Bunting (2020)</b>	<b>3</b>
1t. Dwight Smith (2002)	3
3t. <b>Devin White (2020)</b>	<b>2</b>
3t. Ronde Barber (2002)	2
3t. Derrick Brooks (2002)	2
3t. Dexter Jackson (2002)	2
3t. Donnie Abraham (1997)	2

## MOST POSTSEASON INTERCEPTIONS

Buccaneers Franchise Playoff History - **All-Time**

Player	INT
1t. <b>Sean Murphy-Bunting</b>	<b>3</b>
1t. Donnie Abraham	3
1t. Dexter Jackson	3
1t. Dwight Smith	3
5t. <b>Devin White</b>	<b>2</b>
5t. Ronde Barber	2
5t. Derrick Brooks	2
5t. Brian Kelly	2

**2020 BUCCANEERS SEASON IN REVIEW**



# DIVISIONAL ROUND



# 30-20

## WIN OVER NEW ORLEANS - CLINCHED FOURTH NFC TITLE GAME APPEARANCE

### MOST SINGLE-GAME INTERCEPTIONS

Buccaneers Franchise Playoff History

Opponent, Date	INT
1. vs. OAK, 1/26/03	5
<b>2t. at NO, 1/17/21</b>	<b>3</b>
2t. vs. SF, 1/12/03	3
2t. at STL, 1/23/00	3
<b>5t. vs. KC, 2/7/21</b>	<b>2</b>
5t. at GB, 1/4/98	2
5t. at DAL, 1/9/83	2

### MOST SINGLE-GAME TAKEAWAYS

Buccaneers Franchise Playoff History

Opponent, Date	TA
1t. vs. OAK, 1/26/03	5
1t. vs. SF, 1/12/03	5
<b>3. at NO, 1/17/21</b>	<b>4</b>
4t. at PHI, 1/19/03	3
4t. at STL, 1/23/00	3
4t. at GB, 1/4/98	3
4t. at DAL, 1/9/83	3

### MOST GAMES WITH 2+ TD & 0 INT

NFL Playoff History

Player	Games
<b>1. Tom Brady</b>	<b>14</b>
2. Aaron Rodgers	8
3. Joe Flacco	7
4t. Drew Brees	6
4t. Joe Montana	6

### MOST RUSHING TOUCHDOWNS BY A QB

NFL Playoff History

Player	TD
1. Steve Young	8
<b>2. Tom Brady</b>	<b>7</b>
3t. John Elway	6
3t. Steve McNair	6
5. Otto Graham	5

# 8-GAME

## ROAD WINNING STREAK - THE LONGEST IN FRANCHISE HISTORY.

### PLAYOFF RUSHING YARDS SINCE 2017

Player (Team)	Yards
1. Derrick Henry (TEN)	670
<b>2. Leonard Fournette (TB)</b>	<b>453</b>
3. Sony Michel (NE)	397
4. Lamar Jackson (BAL)	367
5. Alvin Kamara (NO)	357



### MOST SINGLE-GAME TACKLES

Buccaneers Franchise Playoff History

Player (Opponent, Date)	Tackles
<b>1t. Devin White (at GB, 1/24/21)</b>	<b>15</b>
<b>2. Devin White (vs. KC, 2/7/21)</b>	<b>12</b>
<b>3t. Devin White (at NO, 1/17/21)</b>	<b>11</b>
3t. Derrick Brooks (vs. NYG, 1/6/08)	11
3t. Jermaine Phillips (vs. NYG, 1/6/08)	11
3t. Shelton Quarles (vs. WAS, 1/7/06)	11
3t. Jamie Duncan (at PHI, 12/31/00)	11





# WILD CARD WEEKEND

# 31-23

**WIN OVER WASHINGTON - FIRST PLAYOFF  
WIN SINCE SUPER BOWL XXXVII**



## MOST SINGLE-GAME PASSING YARDS

Buccaneers Franchise Playoff History

Player (Opponent, Date)	Yards
1. <b>Tom Brady (at WAS, 1/9/21)</b>	<b>381</b>
2. <b>Tom Brady (at GB, 1/24/21)</b>	<b>280</b>
3. Brad Johnson (at PHI, 1/19/03)	259
4. Brad Johnson (vs. OAK, 1/26/03)	215
5. Jeff Garcia (vs. NYG, 1/6/08)	207

## MOST SINGLE-GAME RECEIVING YARDS

Buccaneers Franchise Playoff History

Player (Opponent, Date)	Yards
1. <b>Mike Evans (at WAS, 1/9/21)</b>	<b>119</b>
2. Keyshawn Johnson (at PHI, 12/31/00)	106
3. Jimmie Giles (at DAL, 1/2/92)	98
4. Keyshawn Johnson (vs. SF, 1/12/03)	85
5. <b>Cameron Brate (at WAS, 1/9/21)</b>	<b>80</b>

## MOST RECEIVING YARDS BY A TIGHT END

Single Game - Buccaneers Franchise Playoff History

Player (Opponent, Date)	Yards
1. Jimmie Giles (at DAL, 1/2/92)	98
2. <b>Cameron Brate (at WAS, 1/9/21)</b>	<b>80</b>
3. <b>Rob Gronkowski (vs. KC, 2/7/21)</b>	<b>67</b>
4. Dave Moore (at GB, 1/4/98)	54
5. <b>Cameron Brate (at NO, 1/17/21)</b>	<b>50</b>



## MOST SINGLE-GAME NET YARDS

Buccaneers Franchise Playoff History

Opponent, Date	Yards
1. <b>at WAS, 1/9/21</b>	<b>507</b>
2. vs. OAK, 1/26/03	365
3. <b>at GB, 1/24/21</b>	<b>351</b>
4. <b>vs. KC, 2/7/21</b>	<b>340</b>
5. vs. SF, 1/12/03	329

## MOST SINGLE-GAME NET PASSING YARDS

Buccaneers Franchise Playoff History

Opponent, Date	Yards
1. <b>at WAS, 1/9/21</b>	<b>365</b>
2. <b>at GB, 1/24/21</b>	<b>275</b>
3. at PHI, 1/19/03	259
4. vs. OAK, 1/26/03	215
5. vs. SF, 1/12/03	208

## MOST SINGLE-GAME POINTS SCORED

Buccaneers Franchise Playoff History

Opponent, Date	Points
1. vs. OAK, 1/26/03	48
2t. <b>vs. KC, 2/7/21</b>	<b>31</b>
2t. <b>at GB, 1/24/21</b>	<b>31</b>
2t. <b>at WAS, 1/9/21</b>	<b>31</b>
2t. vs. SF, 1/12/03	31

## MOST SINGLE-GAME SCRIMMAGE YARDS

Buccaneers Franchise Playoff History

Player (Opponent, Date)	Yards
1. Ricky Bell (vs. PHI, 12/29/79)	142
2. <b>Leonard Fournette (vs. KC, 2/7/21)</b>	<b>135</b>
3. <b>Leonard Fournette (at WAS, 1/9/21)</b>	<b>132</b>
4. Michael Pittman (vs. OAK, 1/26/03)	124
5. <b>Mike Evans (at WAS, 1/9/21)</b>	<b>119</b>

## MOST SINGLE-GAME FIELD GOALS MADE

Buccaneers Franchise Playoff History

Player (Opponent, Date)	FGM
1. <b>Ryan Succop (at WAS, 1/9/21)</b>	<b>4</b>
2t. <b>Ryan Succop (at NO, 1/17/21)</b>	<b>3</b>
2t. Martin Gramatica (at PHI, 1/12/02)	3
3t. Martin Gramatica (vs. OAK, 1/26/03)	2
3t. Martin Gramatica (at PHI, 1/19/03)	2
3t. Martin Gramatica (at STL, 1/23/00)	2
3t. Michael Husted (vs. DET, 12/28/97)	2



# PLAYOFF PRESTIGE



## TOM BRADY

### PLAYOFF PASSING TOUCHDOWN LEADERS

Player (Team if Active)	TD
1. <b>Tom Brady (TB)</b>	<b>83</b>
2t. Aaron Rodgers (GB)	45
2t. Joe Montana	45
4. Brett Favre	44
5. Peyton Manning	40

### ALL-TIME PASSING TD LEADERS

Regular Season + Playoffs

Player (Team if Active)	TD
1. <b>Tom Brady (TB)</b>	<b>664</b>
2. Drew Brees (NO)	608
3. Peyton Manning	579
4. Brett Favre	552
5. Aaron Rodgers (GB)	457

### MOST SEASONS WITH A PLAYOFF GAME

Player (Team if Active)	Seasons
1. <b>Tom Brady (TB)</b>	<b>18</b>
2t. Jerry Rice	16
2t. Adam Vinatieri	16
4. Peyton Manning	15
5. Gary Anderson	14

**10**  
CAREER  
SUPER BOWL  
QB STARTS



**TOM  
BRADY**

**10 Starts**  
**Most in NFL History**  
**Record: 7-3**



**JOHN  
ELWAY**

**5 Starts**  
**2nd in NFL History**  
**Record: 2-3**

**34**

## THE MOST PLAYOFF WINS IN NFL HISTORY

### ALL-TIME PLAYOFF WINS LEADERS

Player (Career Seasons)	Wins
1. <b>Tom Brady (2000-Present)</b>	<b>34</b>
2. Adam Vinatieri (1996-2019)	21
3. Stephen Gostkowski (2006-Present)	20
4. Bill Romanowski (1988-2003)	18
5t. Ted Hendricks (1969-83)	17
5t. D.D. Lewis (1968-81)	17
5t. Jerry Rice (1985-2004)	17
5t. Charlie Waters (1970-81)	17

### PLAYOFF PASSING YARDS LEADERS

Player (Team if Active)	Yards
1. <b>Tom Brady (TB)</b>	<b>12,449</b>
2. Peyton Manning	7,339
3. Brett Favre	5,855
4. Joe Montana	5,772
5. Ben Roethlisberger (PIT)	5,757

### ALL-TIME PASSING YARDS LEADERS

Regular Season+ Playoffs

Player (Team if Active)	Yards
1. <b>Tom Brady (TB)</b>	<b>91,653</b>
2. Drew Brees (NO)	85,724
3. Peyton Manning	79,279
4. Brett Favre	77,693
5. Philip Rivers (IND)	66,405

### PLAYOFF GAMES PLAYED LEADERS

Player (Career Seasons)	Games Played
1. <b>Tom Brady (2000-Present)</b>	<b>45</b>
2. Adam Vinatieri (1996-2019)	32
3t. Jerry Rice (1985-2004)	29
3t. Stephen Gostowski (2006-Present)	29
5t. Peyton Manning (1998-2015)	27
5t. D.D. Lewis (1968-81)	27

## PLAYOFF GAMES PLAYED LEADERS AMONG CURRENT BUCCANEERS...

Player (Position)	Playoff GP
Tom Brady (QB)	45
Rob Gronkowski (TE)	20
Antonio Brown (WR)	13
Ndamukong Suh (DT)	10
Ross Cockrell (CB)	9
Shaquil Barrett (OLB)	8
Jason Pierre-Paul (OLB)	8
Ryan Succop (K)	8





# PLAYOFF PRESTIGE

# 1,273

THE MOST PLAYOFF RECEIVING YARDS  
BY A TIGHT END IN NFL HISTORY

## PLAYOFF RECEIVING YARDS BY A TE

Player	Yards
1. <b>Rob Gronkowski</b>	<b>1,273</b>
2. Travis Kelce	992
3. Dallas Clark	847
4. Keith Jackson	834
5. Shannon Sharpe	814

## PLAYOFF RECEPTIONS BY A TE

Player	Receptions
1. <b>Rob Gronkowski</b>	<b>89</b>
2. Travis Kelce	83
3. Dallas Clark	64
4t. Shannon Sharpe	62
4t. Jay Novacek	62

## PLAYOFF RECEIVING YARDS

Player (Team if Active)	Yards
1. Jerry Rice	2,245
2. Julian Edelman (NE)	1,442
3. Michael Irvin	1,315
4. Cliff Branch	1,289
5. <b>Rob Gronkowski</b>	<b>1,273</b>

## ACTIVE PLAYOFF QB HITS LEADERS

Player	QBH
1. Trey Flowers (DET)	22
2. Frank Clark (KC)	16
3. Aldon Smith (DAL)	15
4. <b>Ndamukong Suh (TB)</b>	<b>14</b>
5. Whitney Mercilus (HOU)	13

## ACTIVE PLAYOFF SACK LEADERS

Player	Sacks
1. Frank Clark (KC)	11.0
2. Whitney Mercilus (HOU)	7.0
3t. <b>Ndamukong Suh (TB)</b>	<b>6.5</b>
3t. Von Miller (DEN)	6.5
5. Jerry Hughes (BUF)	6.0

## PLAYOFF 100-YARD GAMES LEADERS

Player (Team if Active)	Games
1. Jerry Rice	8
2t. Julian Edelman (NE)	6
2t. Michael Irvin	6
4t. <b>Antonio Brown (TB)</b> and Four Others Tied	<b>5</b>



# ROB GRONKOWSKI

## PLAYOFF RECEIVING TD BY A TE

Player	TD
1. <b>Rob Gronkowski</b>	<b>14</b>
2. Travis Kelce	9
3t. Dave Casper	7
3t. Vernon Davis	7
5t. Keith Jackson	6
5t. Jay Novacek	6

## PLAYOFF RECEIVING TOUCHDOWNS

Player (Team if Active)	TD
1. Jerry Rice	22
2t. <b>Rob Gronkowski (TB)</b>	<b>14</b>
2t. John Stallworth	12
4t. Larry Fitzgerald (ARI)	10
4t. Randy Moss	10
4t. Hines Ward	10
4t. Fred Biletnikoff	10
4t. Antonio Freeman	10



## ACTIVE PLAYOFF RECEIVING YARDS

Player (Team)	Yards
1. Julian Edelman (NE)	1,442
2. <b>Rob Gronkowski (TB)</b>	<b>1,273</b>
3. Travis Kelce (KC)	992
4. Larry Fitzgerald (ARI)	942
5. <b>Antonio Brown (TB)</b>	<b>918</b>



# OFFENSIVE NOTES

## THE GREATEST OF ALL TIME

• Tom Brady finished his first season in Tampa Bay with 40 touchdown passes (the most ever by a player in his first season with a team) and 4,633 passing yards (the second-most ever by a player in his first season with a team). Over his last eight quarters of regular season football, Brady threw for 1,067 yards and 10 touchdowns with just one interception.



## 2020 PASSING TOUCHDOWN LEADERS

Player (Team)	Passing TD
1. Aaron Rodgers (GB)	48
<b>2t. Tom Brady (TB)</b>	<b>40</b>
2t. Russell Wilson (SEA)	40
<b>4. Patrick Mahomes (KC)</b>	<b>38</b>
5. Josh Allen (BUF)	37

## 2020 PASSING YARDS LEADERS

Player (Team)	Passing Yards
1. DeShaun Watson (HOU)	4,823
<b>2. Patrick Mahomes (KC)</b>	<b>4,740</b>
<b>3. Tom Brady (TB)</b>	<b>4,633</b>
4. Matt Ryan (ATL)	4,581
5. Josh Allen (BUF)	4,544

## GETTING RED ZONE RESULTS



• The Buccaneers offense scored a touchdown on 42-of-61 trips inside the red zone this season, while leading the NFL with a 95.1 scoring percentage (58-of-61) on red zone drives.

• The team found success through the air in the red zone, recording 27 red zone passing touchdowns, tied for the second-most in the NFL this season.

## RED ZONE SCORING PERCENTAGE

Team	RZ-Sc%	RZD	RZ TD
<b>1. Tampa Bay Buccaneers</b>	<b>95.1%</b>	<b>61</b>	<b>42</b>
2. Las Vegas Raiders	94.9%	59	32
3. New Orleans Saints	92.6%	68	49
4. Green Bay Packers	91.7%	60	48
<b>5. Kansas City Chiefs</b>	<b>91.5%</b>	<b>59</b>	<b>36</b>

## MOST RED ZONE TOUCHDOWNS

Team	TD
1. New Orleans Saints	49
2t. Green Bay Packers	48
2t. Tennessee Titans	48
<b>4t. Tampa Bay Buccaneers</b>	<b>42</b>
4t. Buffalo Bills	42
4t. Minnesota Vikings	42

## 2020 BUCCANEERS SEASON IN REVIEW

## A LEAGUE OF HIS OWN

• With 1,006 yards in 2020, Mike Evans became the first player in NFL history with 1,000-or-more receiving yards in each of his first seven NFL seasons, surpassing Randy Moss (first six seasons).

• Evans set a new franchise record with 13 receiving touchdowns (fourth in the NFL) and is Tampa Bay's all-time leader in receptions, receiving yards and receiving touchdowns.



## 2020 RECEIVING TOUCHDOWN LEADERS

Player (Team)	TD
1. Davante Adams (GB)	18
<b>2. Tyreek Hill (KC)</b>	<b>15</b>
3. Adam Thielen (MIN)	14
<b>4. Mike Evans (TB)</b>	<b>13</b>
5. Three Players Tied	11

## LONGEST ACTIVE STREAKS - 1,000-YARD SEASONS

Player (Team)	Streak
<b>1. Mike Evans (TB)</b>	<b>7</b>
<b>2. Travis Kelce (KC)</b>	<b>5</b>
3. DeAndre Hopkins (HOU)	4
4t. Amari Cooper (DAL)	3
4t. Stefon Diggs (BUF)	3

## SOLID UP FRONT

### SACKS ALLOWED PER PASS ATTEMPT

Team	Sacks Allowed %
1. Pittsburgh Steelers	2.13
<b>2. Tampa Bay Buccaneers</b>	<b>3.51</b>
3. Indianapolis Colts	3.80
<b>4. Kansas City Chiefs</b>	<b>3.81</b>
5. Green Bay Packers	3.99



## GAMES WITHOUT ALLOWING A SACK - 2020 SEASON

Team	Games
1. Pittsburgh Steelers	6
<b>2t. Tampa Bay Buccaneers</b>	<b>5</b>
2t. Cleveland Browns	5
4t. Denver Broncos	4
4t. Green Bay Packers	4
4t. Indianapolis Colts	4
<b>4t. Kansas City Chiefs</b>	<b>4</b>
4t. Las Vegas Raiders	4





# DEFENSIVE NOTES

## THE BUZZ AROUND BOWLES' DEFENSE



**NO. 27 TO NO. 6**

Buccaneers Defensive Coordinator Todd Bowles inherited the league's 27th-ranked defense. Over the past two seasons, Bowles has completely transformed Tampa Bay's defensive unit, finishing as the league's sixth-ranked defense in 2020.

### TOTAL DEFENSE RANKINGS - 2020 SEASON

Team	Yds/Game
1. Los Angeles Rams	281.9
2. Washington Football Team	304.6
3. Pittsburgh Steelers	305.8
4. New Orleans Saints	310.9
5. San Francisco 49ers	314.4
<b>6. Tampa Bay Buccaneers</b>	<b>327.1</b>
7. Baltimore Ravens	329.8
8. Indianapolis Colts	332.1
9. Green Bay Packers	334.0
10. Los Angeles Chargers	343.4

### TALLY UP THE TAKEAWAYS



The Buccaneers defense has been one of the best in the league in creating turnovers since **Todd Bowles** took over as defensive coordinator in 2019. From the start of last season, Tampa Bay ranks tied for fourth in takeaways and second in points off turnovers.

### NFL TEAM TAKEAWAYS (2019-20)

Team	TA
1. Pittsburgh Steelers	65
2. New England Patriots	58
3. Seattle Seahawks	54
<b>4t. Tampa Bay Buccaneers</b>	<b>53</b>
4t. Minnesota Vikings	53

### POINTS OFF TAKEAWAYS (2019-20)

Team	Points
1. Baltimore Ravens	234
<b>2. Tampa Bay Buccaneers</b>	<b>231</b>
3. Pittsburgh Steelers	219
4. Green Bay Packers	180
5. Seattle Seahawks	179

### PRESSURES PER GAME - 2020 SEASON

Team	Press/G
1. Pittsburgh Steelers	12.3
<b>2. Tampa Bay Buccaneers</b>	<b>10.9</b>
3. Seattle Seahawks	10.6
4t. Arizona Cardinals	9.9
4t. New York Giants	9.9

### TEAM SACK LEADERS - 2020 SEASON

Team	Sacks
1. Pittsburgh Steelers	56.0
2. Los Angeles Rams	53.0
3. Philadelphia Eagles	49.0
<b>4t. Tampa Bay Buccaneers</b>	<b>48.0</b>
4t. Arizona Cardinals	48.0



**THE BUCCANEERS DEFENSE ALSO FINISHED TIED FOR 2ND IN TFL (91) AND QBH (116).**

### ROUGHING UP THE RUN GAME



In 2018, the Buccaneers ranked 20th in defensive rush average and 24th in rush yards allowed per game. Tampa Bay has now led the NFL in run defense in each of the past two seasons under Todd Bowles, becoming the first team to accomplish that feat since the Minnesota Vikings (2006-08).

### NFL RUSHING YARDS PER ATTEMPT ALLOWED

Since start of 2019 Season

Rank	Team	Opp. Rush Avg.
<b>1.</b>	<b>Tampa Bay Buccaneers</b>	<b>3.43</b>
2.	New York Jets	3.69
3.	Indianapolis Colts	3.90
4.	Los Angeles Rams	3.93
5.	New York Giants	3.99

### NFL FEWEST RUSHING YARDS ALLOWED PER GAME

Since start of 2019 Season

Rank	Team	Y/G
<b>1.</b>	<b>Tampa Bay Buccaneers</b>	<b>77.2</b>
2.	New Orleans Saints	92.6
3.	Indianapolis Colts	94.2
4.	New York Jets	99.5
5.	Baltimore Ravens	101.1

## 2020 BUCCANEERS SEASON IN REVIEW



# WHERE THEY RANKED

## BUCCANEERS RANKINGS

CATEGORY	STAT	RANK
TOTAL OFFENSE	384.1	7th
RUSH OFFENSE	94.9	t-28th
PASS OFFENSE	298.5	4th
TOTAL DEFENSE	327.1	6th
RUSH DEFENSE	80.6	1st
PASS DEFENSE	246.6	21st
POINTS SCORED	30.8	3rd
POINTS ALLOWED	22.2	8th
SACKS	48.0	t-4th
SACKS ALLOWED	22.0	4th
TURNOVER MARGIN	+8	6th



## TEAM LEADERS

### 2020 REGULAR SEASON

RUSHING YARDS	Ronald Jones II (978)
RUSHING TDS	Ronald Jones II (7)
PASSER RATING	Tom Brady (102.2)
PASSING YARDS	Tom Brady (4,633)
PASSING TDS	Tom Brady (40)
RECEPTIONS	Mike Evans (70)
RECEIVING YARDS	Mike Evans (1,006)
RECEIVING TDS	Mike Evans (13)
TACKLES	Devin White (140)
SACKS	Jason Pierre-Paul (9.5)
INTERCEPTIONS	Carlton Davis III (4)

### NFC RANK

### NFL RANK

### SHAQUIL BARRETT

Pressures (40)

3rd

7th

### TOM BRADY

Passing Yards (4,633)

1st

3rd

Passing Touchdowns (40)

t-2nd

t-2nd

Pass Attempts (610)

2nd

2nd

Completions (401)

2nd

2nd

Pass TD-INT Ratio (3.33)

3rd

7th

Passing TD Percentage (6.6)

4th

6th

Passing Yards/Attempt

5th

12th

### LAVONTE DAVID

Fumble Recoveries (2)

t-2nd

t-3rd

Solo Tackles (82)

6th

12th

Tackles For Loss (12)

t-7th

t-12th

### CARLTON DAVIS III

Passes Defensed (18)

t-1st

t-2nd

Interceptions (4)

t-3rd

t-7th

### MIKE EVANS

Yards/Reception (14.4)

7th

15th

Receiving Touchdowns (13)

3rd

4th

### WILLIAM GHOLSTON

Quarterback Hits (20)

t-8th

t-16th

### CHRIS GODWIN

Receiving Touchdowns (7)

t-10th

t-22nd

### NFC RANK

### NFL RANK

### ROB GRONKOWSKI

Receiving Touchdowns (7)

t-10th

t-22nd

### RONALD JONES II

Rush Yards After Contact (584)

4th

6th

Rushing Yards/Attempt (5.09)

4th

8th

Rushing Yards (978)

5th

12th

Scrimmage Yards (1,143)

6th

13th

Rushing Touchdowns (7)

t-10th

t-18th

### SCOTTY MILLER

Yards/Reception (15.2)

6th

14th

### JASON PIERRE-PAUL

Strip Sacks (4)

2nd

t-2nd

Forced Fumbles (4)

t-2nd

t-3rd

Fumble Recoveries (2)

t-2nd

t-3rd

Sacks (9.5)

t-8th

t-11th

### RYAN SUCCOP

Total Kicks Made (80)

t-1st

t-2nd

Kicking Points (136)

2nd

6th

Extra Points Made (52)

3rd

t-4th

Field Goals Made (28)

6th

t-9th

Field Goal Percentage (90.3)

6th

11th

### DEVIN WHITE

Solo Tackles (97)

2nd

3rd

Tackles For Loss (15)

t-2nd

t-3rd

Tackles (140)

3rd

5th

Sacks (9.0)

t-10th

t-14th





# RECORD SETTERS

## NFL RECORDS & MILESTONES

### TOM BRADY


- 581 passing touchdowns, the most by a player in NFL history.
- 299 starts, the most by a player in league history.
- 230 regular season wins, the most by a player in NFL history.
- 264 wins including postseason, the most by a player in NFL history.
- 40 touchdown passes, the most by a player in his first season with a team in NFL history.
- 4,633 passing yards, the second-most by a player in his first season with a team in league history.

### ANTONIO BROWN

- Seven career games with at least 10 receptions, 100 receiving yards and multiple touchdown receptions, the most such games in NFL history.

### MIKE EVANS

- Seven-straight seasons with 1,000-or-more receiving yards to begin his career, the longest-such streak in NFL history.



### ROB GRONKOWSKI

- 29 career 100-yard receiving performances, the second-most by a tight end in NFL history.
- 33 career 100-yard receiving performances including the postseason, the most by a tight end in NFL history.
- 655 receptions including postseason, the ninth-most by a tight end in league history.

### JUSTIN WATSON

- 1.0 sack vs. Carolina (11/15), the first sack by a wide receiver in NFL history.

### BUCCANEERS DEFENSE

- 13-straight games allowing 100-or-fewer rushing yards (11/24/19-10/25/20), tied for the third-longest streak in the NFL since the merger.

## TEAM SINGLE-SEASON FRANCHISE RECORDS

### BUCCANEERS TEAM

- 11 regular season wins in 2020, tied for the second-most wins in a single season in team history.
- 9 total road wins including playoffs, the most in a single season in team history.
- +137 point differential in 2020, the second-highest in a single season in team history.

### BUCCANEERS DEFENSE

- 48.0 sacks, the second-most in a single season in franchise history.
- 1,289 rushing yards allowed, the third-fewest in a single season in team history and the second-fewest in a 16-game season.

### BUCCANEERS OFFENSE

- 492 points scored, the most in a single season in franchise history.
- 59 total touchdowns in 2020, the most in a single season in team history.
- 42 passing touchdowns in 2020, the most in a single season in franchise history.
- 6,145 net yards in 2020, the third-most in a single season in team history.
- 4,626 net passing yards in 2020, the third-most in a single season in franchise history.
- 364 first downs in 2020, the second-most in a single season in team history.
- 238 passing first downs in 2020, the fourth-most in a single season in franchise history.



# RECORD SETTERS

## INDIVIDUAL SINGLE-SEASON BUCS RECORDS

### TOM BRADY

- 102.2 passer rating in 2020, the highest in a single season in team history.
- 40 touchdown passes in 2020, the most in a single season in franchise history.
- 4,633 passing yards in 2020, the second-most in a single season in team history.
- Seven-straight games with multiple touchdown passes (11/15/20-1/3/21), the longest such streak in franchise history.
- 65.7 completion percentage, the third-highest in a single season in team history.

### MIKE EVANS

- 13 receiving touchdowns, the most in a single season in team history.

### JASON PIERRE-PAUL

- Five-straight games with a sack (12/21/19-9/27/20), tied for the third-longest streak in franchise history.



### RYAN SUCCOP

- 136 points scored, the most in a single season in team history.
- 80 total kicks made, the most in a single season in franchise history.
- 52 extra points made, the most in a single season in team history.
- 90.3 field-goal percentage, the second-best mark in a single season in franchise history.
- 28 field goals made, tied for the third-most in a single season in team history.

## TEAM SINGLE-GAME FRANCHISE RECORDS

### TEAM SINGLE-GAME RECORDS

- +40 point differential at Detroit (12/26), the second-highest point differential in a game in team history.
- 47 points scored at Detroit (12/26), the fifth-most in a game in franchise history.
- 7 total touchdowns at Detroit (12/26), tied for the most in a single game in team history.
- 588 net yards at Detroit (12/26), the most in a game in franchise history.
- +402 net-yardage differential at Detroit (12/26), the highest differential in a game in team history.
- 477 net passing yards at Detroit (12/26), the second-most in a game in franchise history.
- +357 net-yardage differential vs. Carolina (11/15), the second-highest differential in a game in team history.
- 544 net yards vs. Carolina (11/15), the fourth-highest differential in a game in team history.
- 38 unanswered points vs. Green Bay (10/18), the second-most in a game in franchise history.
- Zero penalties committed vs. Green Bay (10/18), tied for the fewest in a game in team history.



### TEAM SINGLE-HALF RECORDS

- 410 first-half net yards at Detroit (12/26), the most in a single half in team history.
- 34 first-half points at Detroit (12/26), the second-most in a single half in team history.

### TEAM SINGLE-QUARTER RECORDS

- 28 second-quarter points vs. Green Bay (10/18), the most in a single quarter in franchise history.





# RECORD SETTERS

## INDIVIDUAL SINGLE-GAME BUCS RECORDS

### TOM BRADY

- 158.3 passer rating at Detroit (12/26), tied for the highest passer rating in a game in franchise history.
- Five passing touchdowns vs. Los Angeles Chargers (10/4), tied for the most in a single game in team history.

### MIKE EVANS

- 181 receiving yards at Detroit (12/26), the eighth-most in a single game in team history.

### RONALD JONES II

- 192 rushing yards vs. Carolina (11/15), tied for the fifth-most in a single game in franchise history.
- 8.35 yards per carry vs. Carolina (11/15), the fourth-best mark in a single game in team history (min. 20 attempts).



## SINGLE POSTSEASON FRANCHISE RECORDS

### BUCCANEERS TEAM

- 3 road wins, the most in a single postseason in team history.
- 123 points scored, the most in a single postseason in franchise history.
- +45 point differential, the second-highest in a single postseason in team history.



### BUCCANEERS OFFENSE

- 1,154 total net yards, the most in a single postseason in team history.
- 1,024 net passing yards, the most in a single postseason in franchise history.
- 490 rushing yards, the most in a single postseason in team history.
- 14 total touchdowns, the most in a single postseason in franchise history.
- 10 passing touchdowns, the most in a single postseason in team history.
- Four rushing touchdowns, tied for the most in a single postseason in franchise history.

### BUCCANEERS DEFENSE

- 91.0 rushing yards allowed per game, the third-fewest in a single postseason in franchise history.
- Nine total takeaways, the second-most in a single postseason in team history.
- Seven interceptions, the second-most in a single postseason in franchise history.
- 10.0 sacks, the second-most in a single postseason in team history.



# RECORD SETTERS

## SINGLE POSTSEASON INDIVIDUAL RECORDS

### TOM BRADY

- 10 passing touchdowns, the most by a player in a single postseason in franchise history.
- 1,061 passing yards, the most by a player in a single postseason in team history.
- 81 completions, the most by a player in a single postseason in franchise history.

### CAMERON BRATE

- 14 receptions, tied for the third-most by a player in a single postseason in team history.
- 175 receiving yards, the fifth-most by a player in a single postseason in franchise history.

### ANTONIO BROWN

- 12 points scored, tied for the third-most by a player in a single postseason in team history.
- Two receiving touchdowns, tied for the most by a player in a single postseason in team history.



### MIKE EVANS

- 12 points scored, tied for the third-most by a player in a single postseason in team history.
- 11 receptions, the fifth-most by a player in a single postseason in franchise history.
- 204 receiving yards, the second-most by a player in a single postseason in team history.
- Two receiving touchdowns, tied for the most by a player in a single postseason in franchise history.

### CHRIS GODWIN

- 238 scrimmage yards, the third-most by a player in a single postseason in franchise history.
- 16 receptions, the most by a player in a single postseason in team history.
- 232 receiving yards, the most by a player in a single postseason in franchise history.



### LEONARD FOURNETTE

- 448 scrimmage yards, the most by a player in a single postseason in franchise history.
- Four scrimmage touchdowns, tied for the most by a player in a single postseason in team history.
- 300 rushing yards, the most by a player in a single postseason in franchise history.
- Three rushing touchdowns, the second-most by a player in a single postseason in team history.
- 12 points scored, tied for the third-most by a player in a single postseason in franchise history.
- 18 receptions, the most by a player in a single postseason in franchise history.

### ROB GRONKOWSKI

- 12 points scored, tied for the third-most by a player in a single postseason in team history.
- Two receiving touchdowns, tied for the most by a player in a single postseason in franchise history.

### RONALD JONES II

- 139 rushing yards, the fourth-most by a player in a single postseason in franchise history.

### SEAN MURPHY-BUNTING

- Three interceptions, tied for the most by a player in a single postseason in franchise history.

### RYAN SUCCOP

- 39 points scored, the most by a player in a single postseason in team history.
- 21 total kicks made, the most by a player in a single postseason in franchise history.
- 9 field goals made, the most by a player in a single postseason in team history.
- 12 extra points made, the second-most by a player in a single postseason in franchise history.





# RECORD SETTERS

## SINGLE GAME POSTSEASON RECORDS

### BUCCANEERS SCORING

- 31 points scored vs. Kansas City (2/7), tied for the second-most in a postseason game in team history.
- 31 points scored at Green Bay (1/24), tied for the second-most in a postseason game in franchise history.
- 31 points scored at Washington (1/9), tied for the second-most in a postseason game in team history.
- +22 point differential vs. Kansas City (2/7), the third-best in a postseason game in franchise history.
- +10 point differential at New Orleans (1/17), tied for the fifth-best in a postseason game in team history.
- Four total touchdowns at Green Bay (1/24), tied for the second-most in a postseason game in franchise history.
- Four total touchdowns vs. Kansas City (2/7), tied for the second-most in a postseason game in team history.
- Three total touchdowns at New Orleans (1/17), tied for the fifth-most in a postseason game in franchise history.
- Three total touchdowns at Washington (1/9), tied for the fifth-most in a postseason game in team history.

### BUCCANEERS OFFENSE

- 507 total net yards at Washington (1/9), the most in a postseason game in franchise history.
- 351 total net yards at Green Bay (1/24), the third-most in a postseason game in team history.
- 340 total net yards vs. Kansas City (2/7), the fourth-most in a postseason game in franchise history.
- 381 passing yards at Washington (1/9), the most in a postseason game in team history.
- 280 passing yards at Green Bay (1/24), the second-most in a postseason game in team history.
- 145 rushing yards vs. Kansas City (2/7), the third-most in a postseason game in franchise history.
- 142 rushing yards at Washington (1/9), the fourth-most in a postseason game in team history.



### BUCCANEERS DEFENSE

- Nine points allowed vs. Kansas City (2/7), tied for the second-fewest in a postseason game in franchise history.
- Four takeaways at New Orleans (1/17), the third-most in a postseason game in team history.
- 5.0 sacks at Green Bay (1/24), tied for the most in a postseason game in franchise history.
- Three interceptions at New Orleans (1/17), tied for the second-most in a postseason game in team history.
- Two interceptions vs. Kansas City (2/7), tied for the fifth-most in a postseason game in franchise history.

### TOM BRADY

- 365 net passing yards at Washington (1/9), the most in a postseason game in franchise history.
- 275 net passing yards at Green Bay (1/24), the second-most in a postseason game in team history.
- Three passing touchdowns vs. Kansas City (2/7), tied for the most in a postseason game in franchise history.
- Three passing touchdowns at Green Bay (1/24), tied for the most in a postseason game in franchise history.
- Two passing touchdowns at New Orleans (1/17), tied for the third-most in a postseason game in team history.
- 125.8 passer rating vs. Kansas City (2/7), the highest in a postseason game in franchise history.
- 104.3 passer rating at Washington (1/9), the fourth-highest in a postseason game in team history.
- 92.9 passer rating at New Orleans (1/17), the fifth-highest in a postseason game in franchise history.
- 22 completions at Washington (1/9), tied for the third-most in a postseason game in team history.
- 21 completions vs. Kansas City (2/7), the fifth-most in a postseason game in franchise history.



# RECORD SETTERS

## SINGLE GAME POSTSEASON RECORDS

### MIKE EVANS

- Six receptions at Washington (1/9), tied for the third-most in a postseason game in franchise history.
- 119 receiving yards at Washington (1/9), the most in a postseason game in team history.
- 119 scrimmage yards at Washington (1/9), the fifth-most in a postseason game in franchise history.

### LEONARD FOURNETTE

- 93 rushing yards at Washington (1/9), tied for the third-most in a postseason game in team history.
- 89 rushing yards vs. Kansas City (2/7), the fifth-most in a postseason game in franchise history.
- 135 scrimmage yards vs. Kansas City (2/7), the second-most in a postseason game in team history.
- 132 scrimmage yards at Washington (1/9), the third-most in a postseason game in franchise history.

### CHRIS GODWIN

- 110 receiving yards at Green Bay (1/24), the second-most in a postseason game in team history.

### ROB GRONKOWSKI

- Six receptions vs. Kansas City (2/7), tied for the third-most in a postseason game in team history.
- Two touchdown receptions vs. Kansas City (2/7), tied for the most in a postseason game in franchise history.



## BRUCE ARIANS POSTSEASON NOTABLES



### BUCCANEERS HEAD COACH PLAYOFF HISTORY

Coach	Record	Winning %
<b>Bruce Arians</b>	<b>4-0</b>	<b>1.000</b>
Jon Gruden	3-2	.600
Tony Dungy	2-4	.333
John McKay	1-3	.250

### PLAYOFF WIN PERCENTAGE BY A HEAD COACH

SINCE 1970 AFL-NFL MERGER

Coach	Record	Winning %
1. Don McCafferty	4-1	.800
2. Tom Flores	8-3	.727
3. Bill Belichick	31-12	.721
<b>4t. Bruce Arians</b>	<b>5-2</b>	<b>.714</b>
4t. Gary Kubiak	5-2	.714
4t. Barry Switzer	5-2	.714
4t. Bill Walsh	10-4	.714
8. Joe Gibbs	17-7	.708
9. Jimmy Johnson	9-4	.708
10. Eight Coaches Tied	---	.667





# HC BRUCE ARIANS

## CAREER HIGHLIGHTS

- X Arians is a two-time Associated Press NFL Coach of the Year, earning the award in 2012 (Indianapolis Colts) and in 2014 (Arizona Cardinals).
- X He is the only coach in NFL history to earn the award multiple times in a three-year span with different teams and is one of only 12 coaches in NFL history to win the award multiple times.
- X Prior to his time with the Colts, Arians spent eight seasons with the Steelers, five as offensive coordinator (2007-11) and three as the wide receivers coach (2004-06). During his tenure as the offensive coordinator, the Steelers had a 55-25 record, tying Green Bay for the second-best mark in the NFL during that span.
- X Pittsburgh won three AFC North Division titles, two AFC Championships and earned a victory in Super Bowl XLIII over the Cardinals. Arians was also part of the Steelers' Super Bowl XL win as the team's wide receivers coach.
- X Arians owns a 5-2 mark in the postseason as a head coach and won Super Bowl LV with the Buccaneers in 2020. His .714 postseason winning percentage is tied for the fourth-best of any coach since the merger and the second-best among active coaches.

**TRUST**  
*LOYALTY*  
**RESPECT**



## TAMPA BAY BUCCANEERS

- X Bruce Arians was named the 12th head coach in franchise history on Jan 8, 2019.
- X In 2020, Arians led Tampa Bay to 11 wins, tying its second-most in team history. The Buccaneers also clinched their first playoff berth since 2007 and won the franchise's second Super Bowl title, defeating the Kansas City Chiefs, 31-9. Arians' team ranked first in rush defense, third in scoring, fourth in pass offense, sixth in total defense and seventh in total offense during the regular season.
- X In his first season with the Buccaneers in 2019, Arians led Tampa Bay to a two-win improvement over the previous season, guiding the team to a 5-3 record over the last eight games to finish 7-9. The Buccaneers 5-3 record on the road matched the third-best road mark in team history.
- X Over his first two seasons, the Buccaneers rank first in passing yards per game (309.5), second in scoring (29.7), third in total yards per game (391.0), first in rushing yards allowed per game (77.2), first in rush yards per carry (3.43), fourth in sacks (95.0), eighth in point differential (+146) and 10th in total net yards allowed per game (335.5).

## ARIZONA CARDINALS

- X During his time in Arizona, Arians compiled a 49-30-1 regular season record (.619 winning percentage). The Cardinals' 49 wins during that span were the seventh-most in the NFL and the third-most in the NFC. Arians won 50 total games in Arizona (49 regular season, one postseason), finishing as the winningest coach in franchise history. His 49 regular season wins are also the most by any coach in Cardinals history.
- X In 2015, Arians led the Cardinals to a franchise record 13 wins, which also featured the team's first-ever postseason bye and second-ever appearance in the NFC Championship Game.
- X Under Arians, the Cardinals offense set several single-season team records, including points scored (489 in 2015), total touchdowns (59 in 2015), total net yards (6,533 in 2015) and first downs (373 in 2015).

## COACHING CAPSULE

27th NFL Season (7th as Head Coach)  
BUCCANEERS HEAD COACH: 2nd Year  
REGULAR SEASON RECORD: 76-47-1 (.617)\*  
INDIANAPOLIS COLTS: 9-3 (.750)\*  
ARIZONA CARDINALS: 49-30-1 (.619)  
TAMPA BAY BUCCANEERS: 18-14 (.563)  
POSTSEASON RECORD: 5-2 (.714)

\*Interim Head Coach

**10<sup>TH</sup>-MOST**  
wins among active  
head coaches.

**1<sup>ST</sup>-4<sup>TH</sup>-BEST**  
playoff win percentage  
since the merger.

## INDIANAPOLIS COLTS

- X Arians went to Arizona after spending the 2012 season with Indianapolis. Hired as the team's offensive coordinator, he also served as the team's interim head coach for 12 games while head coach Chuck Pagano was treated for leukemia. He led the Colts to a 9-3 record and was selected as the 2012 AP NFL Coach of the Year. Indianapolis' nine-win improvement (2-14 to 11-5) matched the third-largest single-season turnaround in NFL history.
- X Arians helped the Colts' offense rank 10th in the NFL in yards (362.4 ypg) and seventh in passing yards (258.0 ypg). Rookie quarterback Andrew Luck - the first overall pick in the 2012 NFL Draft - made the Pro Bowl and set rookie records for passing yards (4,374) and 300-yard passing games (six). He also established the NFL single-game rookie record for passing yards (433, 11/4 vs. Miami). Luck finished with the then-third-most passing touchdowns by a rookie in NFL history, with 23.



# ASSISTANT COACHES

## 2020 TAMPA BAY BUCCANEERS COACHING STAFF



Assistant Head Coach/Run Game Coordinator **Harold Goodwin**

- **Experience:** 16th Year NFL, 2nd Year Buccaneers
- **Notes:** Ronald Jones II had four games with 100-or-more yards rushing this season, tying for the most such games in a single season since Doug Martin (4) in 2015.
- **Gameday Location:** Sideline



Offensive Coordinator **Byron Leftwich**

- **Experience:** 4th Year NFL, 2nd Year Buccaneers
- **Notes:** Tom Brady finished tied for second in the league with a franchise-record 40 passing touchdowns and third in the NFL with 4,633 passing yards.
- **Gameday Location:** Sideline



Quarterbacks Coach **Clyde Christensen**

- **Experience:** 25th Year NFL, 2nd Year Buccaneers
- **Notes:** Tom Brady's 40 passing touchdowns are the most ever by a player in his first season with a team, including rookies, surpassing Peyton Manning (37 in 2012 w/ DEN).
- **Gameday Location:** Coaches Booth



Tight Ends Coach **Rick Christophel**

- **Experience:** 7th Year NFL, 2nd Year Buccaneers
- **Notes:** Rob Gronkowski recorded his 29th-career 100-yard receiving game in Week 12 vs. Kansas City, which rank as the second-most in NFL history by a tight end.
- **Gameday Location:** Sideline



Wide Receivers Coach **Kevin Garver**

- **Experience:** 8th Year NFL, 2nd Year Buccaneers
- **Notes:** WR Mike Evans finished fourth in the NFL with 13 receiving touchdowns, setting a new team record for single-season receiving touchdowns.
- **Gameday Location:** Sideline



Offensive Line Coach **Joe Gilbert**

- **Experience:** 8th Year NFL, 2nd Year Buccaneers
- **Notes:** The Buccaneers offensive line ranked second in the NFL, allowing sacks on just 3.5 percent of passing attempts.
- **Gameday Location:** Coaches Booth



Running Backs Coach **Todd McNair**

- **Experience:** 5th Year NFL, 2nd Year Buccaneers
- **Notes:** Ronald Jones II rushed for 978 yards in 2020, setting a new career high for both single-season rushing yards and rushing touchdowns (seven).
- **Gameday Location:** Sideline



Assistant Coach **Tom Moore**

- **Experience:** 41st Year NFL, 2nd Year Buccaneers
- **Notes:** Under Moore's guidance, three different quarterbacks have led the league in passing yards.
- **Gameday Location:** Sideline



Offensive Assistant **Antwaan Randle El**

- **Experience:** 2nd Year NFL, 2nd Year Buccaneers
- **Notes:** Wide receiver Chris Godwin ranks sixth in the NFL (min. 20 games played) averaging 83.6 receiving yards per game dating back to the start of the 2019 season.
- **Gameday Location:** Sideline



Offensive Quality Control Coach **John Van Dam**

- **Experience:** 2nd Year NFL, 2nd Year Buccaneers
- **Notes:** The Buccaneers offense scored on 58-of-61 red zone drives in 2020, which ranks as the best red zone scoring percentage in the NFL (95.1%).
- **Gameday Location:** Coaches Booth







# ASSISTANT COACHES

## 2020 TAMPA BAY BUCCANEERS COACHING STAFF



### Defensive Coordinator **Todd Bowles**

- **Experience:** 22nd Year NFL, 2nd Year Buccaneers
- **Notes:** Tampa Bay finished the 2020 regular season first in rush defense, tied for fourth in sacks, tied for fifth in takeaways and sixth in total defense.
- **Gameday Location:** Sideline



### Defensive Quality Control Coach **Tim Atkins**

- **Experience:** 11th Year NFL, 2nd Year Buccaneers
- **Notes:** Devin White finished fifth in the NFL with 140 tackles this season, in addition to his 9.0 sacks.
- **Gameday Location:** Coaches Booth



### Inside Linebackers Coach **Mike Caldwell**

- **Experience:** 13th Year NFL, 2nd Year Buccaneers
- **Notes:** Lavonte David and Devin White were two of just five players in the NFL this season with 100-or-more tackles and at least 10 tackles for loss.
- **Gameday Location:** Sideline



### Outside Linebackers Coach **Larry Foote**

- **Experience:** 6th Year NFL, 2nd Year Buccaneers
- **Notes:** Shaquil Barrett (0.89) and Jason Pierre-Paul (0.69) rank sixth and 10th in the NFL in sacks per game since Foote arrived in 2019.
- **Gameday Location:** Sideline



### Defensive/Special Teams Assistant **Cody Grimm**

- **Experience:** 2nd Year NFL, 2nd Year Buccaneers
- **Notes:** S Jordan Whitehead tied for second in the league among all defensive backs with a career-high nine tackles for loss in 2020.
- **Gameday Location:** Sideline



### Assistant Defensive Line Coach **Lori Locust**

- **Experience:** 2nd Year NFL, 2nd Year Buccaneers
- **Notes:** William Gholston had a career-high 18 quarterback hits in 2020, which were the eighth-most in the NFL by an interior defensive lineman this season.
- **Gameday Location:** Sideline



### Safeties Coach **Nick Rapone**

- **Experience:** 7th Year NFL, 2nd Year Buccaneers
- **Notes:** Five of the team's 14 interceptions came from safeties this season. The five interceptions by safeties were the fifth-most in the NFL.
- **Gameday Location:** Coaches Booth



### Defensive Line Coach **Kacy Rodgers**

- **Experience:** 14th Year NFL, 2nd Year Buccaneers
- **Notes:** The Buccaneers defense ranked second in the NFL in quarterback pressures (184) and tied for second in quarterback hits (116).
- **Gameday Location:** Sideline



### Cornerbacks Coach **Kevin Ross**

- **Experience:** 14th Year NFL, 2nd Year Buccaneers
- **Notes:** CB Carlton Davis III tied for seventh in the NFL with four interceptions in 2020, while tying for second in the league in passes defended (18).
- **Gameday Location:** Sideline



### Special Teams Coordinator **Keith Armstrong**

- **Experience:** 27th Year NFL, 2nd Year Buccaneers
- **Notes:** Punter and kickoff specialist Bradley Pinion led the NFL this season with 85 kickoff touchbacks. Last season, he set an NFL record with 88.
- **Gameday Location:** Sideline



### Specialist Coach **Chris Boniol**

- **Experience:** 7th Year NFL, 2nd Year Buccaneers
- **Notes:** K Ryan Succop scored 136 points this season, setting a new Buccaneers franchise record for the most points scored by a player in a single season.
- **Gameday Location:** Sideline



### Defensive/Special Teams Assistant **Keith Tandy**

- **Experience:** 1st Year NFL, 1st Year Buccaneers
- **Notes:** In Week 3, Patrick O'Connor blocked and recovered a Denver punt - the team's first blocked punt since 12/17/15.
- **Gameday Location:** Coaches Booth





# GM JASON LIGHT



10

**PWFA ALL-ROOKIE  
SELECTIONS DRAFTED BY  
LIGHT FOR TAMPA BAY**

9

**CURRENT PRO BOWL  
BUCCANEERS THAT WERE  
EITHER DRAFTED OR  
ACQUIRED BY LIGHT**

## DEVELOPING THROUGH THE DRAFT

### NOTABLE DRAFT SELECTIONS

Mike Evans .....	2014 (Round 1, No. 7 Overall)
Donovan Smith .....	2015 (Round 2, No. 34 Overall)
Ali Marpet .....	2015 (Round 2, No. 61 Overall)
Chris Godwin .....	2017 (Round 3, No. 84 Overall)
Vita Vea .....	2018 (Round 1, No. 12 Overall)
Ronald Jones II .....	2018 (Round 2, No. 38 Overall)
Carlton Davis III .....	2018 (Round 2, No. 63 Overall)
Jordan Whitehead .....	2018 (Round 4, No. 117 Overall)
Devin White .....	2019 (Round 1, No. 5 Overall)
Sean Murphy-Bunting .....	2019 (Round 2, No. 39 Overall)
Jamel Dean .....	2019 (Round 3, No. 94 Overall)
Scotty Miller .....	2019 (Round 6, No. 208 Overall)
Tristan Wirfs .....	2020 (Round 1, No. 13 Overall)
Antoine Winfield Jr. ....	2020 (Round 2, No. 45 Overall)



## MAKING THE MOST OF THE MARKET

### NOTABLE FREE AGENT/TRADE ACQUISITIONS

Jason Pierre-Paul .....	2018 (Trade)
Ryan Jensen .....	2018 (Free Agent)
Shaquil Barrett .....	2019 (Free Agent)
Ndamukong Suh .....	2019 (Free Agent)
Tom Brady .....	2020 (Free Agent)
Rob Gronkowski .....	2020 (Trade)
LeSean McCoy .....	2020 (Free Agent)
Leonard Fournette .....	2020 (Free Agent)
Antonio Brown .....	2020 (Free Agent)







# 2020 ROOKIE CLASS



## ROUND 1 - T TRISTAN WIRFS

Draft Selection ..... Round 1, No. 13 Overall

College Career:

Games Played ..... 35  
 Games Started ..... 32  
 PFWA First Team All-America ..... 2019  
 Rimington-Pace Offensive Lineman of the Year ..... 2019  
 First Team All-Big Ten ..... 2019



## ROUND 2 - S ANTOINE WINFIELD JR.

Draft Selection ..... Round 2, No. 45 Overall

College Career:

Tackles ..... 177  
 Interceptions ..... 9  
 Unanimous All-America ..... 2019  
 Big Ten Defensive Back of the Year ..... 2019  
 First Team All-Big Ten ..... 2019



## ROUND 3- RB KE'SHAWN VAUGHN

Draft Selection ..... Round 3, No. 76 Overall

College Career:

Rushing Yards ..... 3,296 (5.8 yards per carry)  
 Rushing Touchdowns ..... 30  
 100-Yard Rushing Performances ..... 11  
 Receptions ..... 66  
 Receiving Yards ..... 648



## ROUND 5 - WR TYLER JOHNSON

Draft Selection ..... Round 5, No. 161 Overall

College Career:

Receptions ..... 213 (2nd in School History)  
 Receiving Yards ..... 3,305 (School Record)  
 Receiving Touchdowns ..... 33 (School Record)  
 100-Yard Receiving Performances .... 16 (School Record)  
 First Team All-Big Ten ..... 2018, 2019





# 2020 ROOKIE CLASS

## ROUND 6 - DL KHALIL DAVIS

Draft Selection..... Round 6, No. 194 Overall

College Career:

Games Played.....	47
Tackles.....	106
Tackles For Loss.....	23
Sacks.....	13.0
Third Team All-Big Ten.....	2019



## UNDRAFTED - OLB CAM GILL

Signed..... May 4, 2020

College Career:

Tackles.....	188
Tackles For Loss.....	57.5
Sacks.....	34.0
Forced Fumbles.....	8
NEC Defensive Player of the Year.....	2018, 2019



### ROUND 1, PICK 13



T Tristan Wirfs (Iowa)

### ROUND 2, PICK 45



S Antoine Winfield Jr. (Minnesota)

### ROUND 3, PICK 76



RB Ke'Shawn Vaughn (Vanderbilt)

### ROUND 5, PICK 161



WR Tyler Johnson (Minnesota)

### ROUND 6, PICK 194



DL Khalil Davis (Nebraska)

### ROUND 7, PICK 241



ILB Chapelle Russell (Temple)

### ROUND 7, PICK 245



RB Raymond Calais (Louisiana-Lafayette)

## 2020 DRAFT CLASS

## ROOKIE SPOTLIGHT

2020 PWFA ALL-ROOKIE TEAM SELECTIONS



### Tristan Wirfs

GP: 20  
 Snaps: 1,352  
 Sacks Allowed: 1  
 QB Hits Allowed: 8  
 PFF Overall: 82.2  
 PFF Pass Block: 81.0  
 PFF Run Block: 75.8



### Antoine Winfield Jr.

GP: 19  
 Tackles: 109  
 Passes Defensed: 8  
 QB Hits: 4  
 TFL: 3  
 Forced Fumbles: 3  
 Fumble Recoveries: 1  
 Interceptions: 2





# ROSTER BREAKDOWN



## BUCCANEERS WITH PRIOR SB EXPERIENCE

<b>Tom Brady</b> .....	36, 38, 39, 42, 46, 49, 51, 52, 53 (All with NE)
<b>Shaquil Barrett</b> .....	50 (DEN)
<b>Antonio Brown</b> .....	45 (PIT)
<b>Rob Gronkowski</b> .....	46, 49, 52, 53 (All with NE)
<b>Jason Pierre-Paul</b> .....	46 (NYG)
<b>Ndamukong Suh</b> .....	53 (LAR)

## PRO BOWL BUCCANEERS

<b>Tom Brady</b> .....	2001, 2004, 2005, 2007, 2009, 2010, 2011, 2012, 2013, 2014, 2015, 2016, 2017, 2018
<b>Shaquil Barrett</b> .....	2019
<b>Antonio Brown</b> .....	2011, 2013, 2014, 2015, 2016, 2017, 2018
<b>Lavonte David</b> .....	2015
<b>Mike Evans</b> .....	2016, 2018, 2019
<b>Chris Godwin</b> .....	2019
<b>Rob Gronkowski</b> .....	2011, 2012, 2014, 2015, 2017
<b>LeSean McCoy</b> .....	2011, 2013, 2014, 2015, 2016, 2017
<b>Jason Pierre-Paul</b> .....	2011, 2012, 2020
<b>Ndamukong Suh</b> .....	2010, 2012, 2013, 2014, 2016



## QUICK FACTS

Oldest .....	QB, <b>Tom Brady</b> , 43, Born 8/3/77
Youngest.....	T <b>Tristan Wirfs</b> , 21, Born 1/24/99
Tallest.....	OLB <b>Anthony Nelson</b> , 6'7
Shortest .....	S <b>Antoine Winfield Jr.</b> , 5'9
Heaviest .....	NT <b>Vita Vea</b> , 347 lbs
Lightest.....	WR <b>Scotty Miller</b> , 174 lbs
Most Seasons as a Buccaneer .....	ILB <b>Lavonte David</b> , 9
Most NFL Seasons .....	QB <b>Tom Brady</b> , 21

## FIRST ROUND PEDIGREE

Round (Pick)	Player	Team	Year
1 (2)	Ndamukong Suh	Detroit Lions	2010
1 (15)	Jason Pierre-Paul	New York Giants	2010
1 (10)	Blaine Gabbert	Jacksonville Jaguars	2011
1 (7)	Mike Evans	Tampa Bay Buccaneers	2014
1 (4)	Leonard Fournette	Jacksonville Jaguars	2017
1 (19)	O.J. Howard*	Tampa Bay Buccaneers	2017
1 (12)	Vita Vea	Tampa Bay Buccaneers	2018
1 (5)	Devin White	Tampa Bay Buccaneers	2019
1 (13)	Tristan Wirfs	Tampa Bay Buccaneers	2020

\*On Injured Reserve

## BY COLLEGE

<b>LSU</b>	LSU	3
<b>N</b>	Nebraska	3
<b>NCAA</b>	Seven Tied	2

LSU: Fournette, Minter, White  
Nebraska: L. David, K. Davis, N. Suh  
Tied: Auburn, Central Michigan, Penn St., Minnesota, Pittsburgh, Iowa, Wash.

## BY CONFERENCE

<b>BIG</b>	Big Ten	11
<b>SEC</b>	SEC	11
<b>PAC</b>	PAC	5
<b>ACC</b>	ACC	4
<b>MAC</b>	MAC	4

## BY STATE

	California	5
	Florida	5
	Penn./Georgia	4

CA: T. Brady, D. Bucannon, R. Griffin, J. Mickens, V. Vea  
FL: A. Brown, L. David, C. Davis, J. Dean, J. Pierre-Paul

## NON-D1 BUCCANEERS

Alex Cappa (Humboldt St)
Tanner Hudson (S. Arkansas)
Ryan Jensen (Colorado St-Pueblo)
Ali Marpet (Hobart)
Zach Triner (Assumption)





# 2020 HONOR ROLL

## NFC DEFENSIVE PLAYER OF THE WEEK - WEEK 3

SEPT.

27

*SHAQUIL*  
**BARRETT**

WEEK 3 vs. DENVER

**20**  
SACKS

**6**  
TACKLES

**1**  
SAFETY



## NFC DEFENSIVE PLAYER OF THE MONTH - SEPTEMBER

SEPT.

2020

*Lavonte*  
**DAVID**

THE **ONLY** PLAYER IN THE NFL WITH **20+**  
TACKLES, ONE **INTERCEPTION** AND ONE  
**FORCED FUMBLE** IN SEPT. 2020



## NFL DEFENSIVE ROOKIE OF THE MONTH - SEPTEMBER

SEPT.

2020

*Antoine*  
**WINFIELD JR.**

**20**  
SACKS

**23**  
TACKLES

**3**  
QBH

**1**  
FF







# 2020 HONOR ROLL

## NFC OFFENSIVE PLAYER OF THE WEEK/FEDEX AIR PLAYER OF THE WEEK - WEEK 4

OCT.

7

*TOM*  
**BRADY**

WEEK 4 vs. LOS ANGELES CHARGERS

**117.0**  
RATING

**369**  
YARDS

**5**  
TD



## NFC DEFENSIVE PLAYER OF THE WEEK - WEEK 7

OCT.

28

*DEVIN*  
**WHITE**

WEEK 7 vs. LAS VEGAS RAIDERS

**3.0**  
SACKS

**11**  
TACKLES

**1**  
FF



## NFC OFFENSIVE PLAYER OF THE MONTH - OCTOBER

OCT.

2020


*TOM*  
**BRADY**

IN THE MONTH OF OCTOBER

**110.0**  
RATING

**12**  
TD

**1**  
INT





# 2020 HONOR ROLL

## NFC SPECIAL TEAMS PLAYER OF THE WEEK - WEEK 8

NOV.

4

*RYAN*  
**SUCCOP**

WEEK 8 vs. NEW YORK GIANTS

**13**  
POINTS

**4**  
FGM

**100**  
FG %



## FEDEX GROUND PLAYER OF THE WEEK - WEEK 10

NOV.

18

*Ronald*  
**JONES II**

WEEK 10 vs. CAROLINA PANTHERS

**192** **8.35** **1**  
RUSH YDS YDS/RUSH RUSH TD



## NFC DEFENSIVE PLAYER OF THE WEEK - WEEK 15

DEC.

23

*DEVIN*  
**WHITE**

WEEK 15 vs. ATLANTA FALCONS

**3.0**  
SACKS

**12**  
TACKLES

**4**  
TFL







# 2021 HONOR ROLL

## NFC SPECIAL TEAMS PLAYER OF THE WEEK - WEEK 17



*RYAN*  
**SUCCOP**

WEEK 17 vs. ATLANTA FALCONS

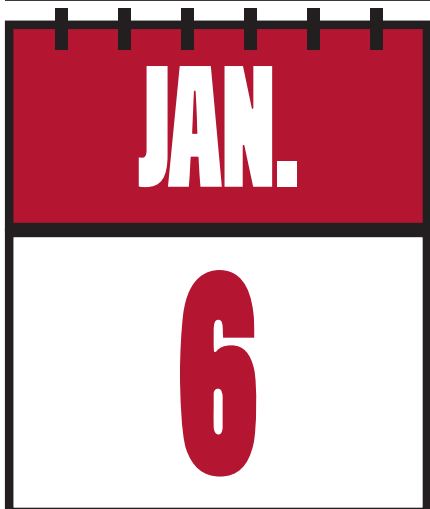
**14**  
POINTS

**3**  
FGM

**100**  
FG %



## FEDEX AIR PLAYER OF THE WEEK - WEEK 17



*TOM*  
**BRADY**

WEEK 17 vs. ATLANTA FALCONS

**399**  
PASS YDS

**4**  
PASS TD

**117.8**  
RATING



## 2021 PRO BOWL TEAM SELECTION



*Jason*  
**PIERRE-PAUL**

2020 REGULAR SEASON SEASON NUMBERS

**9.5**  
SACKS



**4**  
FF

**2**  
INT





**TAMPA BAY  
BUCCANEERS  
OFFENSIVE PLAYER  
PAGES**







# TOM BRADY

## TWO DECADES OF DOMINANCE

### BEST WIN % IN SUPER BOWL ERA

(Since 1966, Min. 50 Starts, Regular Season Only)

Quarterback (Team)	W	L	T	Win %
1. Tom Brady (NE/TB)	230	69	0	.769
2. Roger Staubach (DAL)	85	29	0	.746
3. Joe Montana (SF/KC)	117	47	0	.713

### BEST WIN % AMONG ACTIVE QBs

(Min. 50 Starts, Regular Season Only)

Quarterback (Team)	W	L	T	Win %
1. Tom Brady (NE/TB)	230	69	0	.769
2. Russell Wilson (SEA)	98	45	1	.684
3. Ben Roethlisberger (PIT)	156	74	1	.677
4. Aaron Rodgers (GB)	126	63	1	.666
5. Jared Goff (LAR)	42	27	0	.609

### CAREER WINS BY A STARTING QB

(Includes Postseason)

Quarterback (Team)	Total Wins	Reg.	Post
1. Tom Brady (NE/TB)	264	230	34
2. Peyton Manning (IND/DEN)	200	186	14
3. Brett Favre (ATL/GB/NYJ/MIN)	199	186	13
4. Drew Brees (SD/NO)	181	172	9
5. Ben Roethlisberger (PIT)	169	156	13

### ALL-TIME CAREER WINS

Player (Years)	Reg. Season Wins
1. Tom Brady (2000-Present)	230
2. Adam Vinatieri (1996-2019)	221
3. George Blanda (1949-75)	209
4. Gary Anderson (1982-2004)	201
5. Jerry Rice (1985-2004)	194

### MOST QB WINS AFTER TURNING 40

Quarterback (Team)	Reg. Season Wins
1. Tom Brady (NE/TB)	47
2. Drew Brees (NO)	17
3. Brett Favre (MIN)	13
4. Warren Moon (HOU/MIN/SEA/KC)	11
5. Vinny Testaverde (DAL/NYJ/NE/CAR)	8

### GAME-WINNING DRIVES

(Regular Season, 4th Quarter + Overtime)

Player (Current Team)	Game-Winning Drives
1. Peyton Manning (Retired)	54
2. Drew Brees (NO)	53
3. Tom Brady (TB)	48
4. Dan Marino (Retired)	47
5. Ben Roethlisberger (PIT)	44

### COMEBACK WINS (10+ POINT DEFICIT)

(Regular Season + Playoffs)

Player (Current Team)	Comeback Wins
1. Tom Brady (TB)	37
2. Drew Brees (NO)	27
3. Peyton Manning (Retired)	26
4t. Ben Roethlisberger (PIT)	20
4t. Eli Manning (Retired)	20



ONLY PLAYER IN NFL HISTORY WITH  
SEVEN SUPER BOWL WINS

17 DIVISION TITLES  
(NFL RECORD)

31 PLAYER OF THE WEEK AWARDS  
(NFL RECORD)

11 PLAYER OF THE MONTH AWARDS  
(NFL RECORD)



# TOM BRADY



# 85

## DIFFERENT CAREER TOUCHDOWN TARGETS

### CURRENT BUCS - TD TARGET LEADERS

Rob Gronkowski .....	84
Mike Evans .....	12
Chris Godwin .....	7
Antonio Brown .....	5
Scotty Miller .....	3
Cameron Brate .....	2
O.J. Howard .....	2
Tyler Johnson .....	2
Ronald Jones II .....	1
Ke'Shawn Vaughn .....	1

### CAREER PASSING YARDS LEADERS

Player (Years)	Passing Yards
1. Drew Brees (2001-Present)	80,358
<b>2. Tom Brady (2000-Present)</b>	<b>79,204</b>
3. Peyton Manning (1998-2015)	71,940
4. Brett Favre (1991-2010)	71,838
5. Philip Rivers (2004-Present)	63,440

### CAREER PASSING TD LEADERS

Player (Years)	Passing TD
<b>1. Tom Brady (2000-Present)</b>	<b>581</b>
2. Drew Brees (2001-Present)	571
3. Peyton Manning (1998-2015)	539
4. Brett Favre (1991-2010)	508
5. Philip Rivers (2004-Present)	421

### CAREER PASSING TD/INT RATIO

(Minimum 2,500 Career Passing Attempts)

Player (Current Team)	TD-INT Ratio
1. Aaron Rodgers (GB)	4.63
2. Russell Wilson (SEA)	3.30
<b>3. Tom Brady (TB)</b>	<b>3.04</b>
4. Derek Carr (LV)	2.39
5. Drew Brees (NO)	2.35

### LOWEST CAREER INT. PERCENTAGE

(Minimum 2,500 Career Passing Attempts)

Player (Current Team)	INT %
1. Aaron Rodgers (GB)	1.4
<b>2. Tom Brady (TB)</b>	<b>1.8</b>
3. Derek Carr (LV)	1.9
4. Russell Wilson (SEA)	1.9
5. Sam Bradford (Retired)	2.1

### CAREER GAMES WITH 3+ TD, 0 INT

Player (Current Team)	3+ TD, 0 INT Games
<b>1. Tom Brady (TB)</b>	<b>62</b>
2t. Drew Brees (NO)	56
2t. Aaron Rodgers (GB)	56
4. Peyton Manning (Retired)	51
5. Brett Favre (Retired)	36

### SEASONS WITH 30 TD, 10-OR-LESS INT

Player (Current Team)	Total Seasons
1. Aaron Rodgers (GB)	7
<b>2. Tom Brady (TB)</b>	<b>6</b>
3t. Peyton Manning (Retired)	3
3t. Tony Romo (Retired)	3
3t. Russell Wilson (SEA)	3

### CAREER 20-TOUCHDOWN SEASONS

Player (Current Team)	Total Seasons
<b>1. Tom Brady (TB)</b>	<b>18</b>
2. Drew Brees (NO)	17
3. Peyton Manning (Retired)	16
4t. Philip Rivers (IND)	15
4t. Brett Favre (Retired)	15

### CAREER 4,000-YARD PASSING SEASONS

Player (Current Team)	Total Seasons
1. Peyton Manning (Retired)	14
<b>2t. Tom Brady (TB)</b>	<b>12</b>
2t. Drew Brees (NO)	12
2t. Philip Rivers (IND)	12
5. Matt Ryan (ATL)	10

### CAREER 300-YARD PASSING GAMES

Player (Current Team)	Total Games
1. Drew Brees (NO)	123
<b>2. Tom Brady (TB)</b>	<b>99</b>
3. Peyton Manning (Retired)	93
4. Philip Rivers (IND)	73
5. Matt Ryan (ATL)	69

### CAREER COMPLETIONS

Player (Current Team)	Completions
1. Drew Brees (NO)	7,142
<b>2. Tom Brady (TB)</b>	<b>6,778</b>
3. Brett Favre (Retired)	6,300
4. Peyton Manning (Retired)	6,125
5. Philip Rivers (IND)	5,277

### NFL PASSING LEADERS - 2020 SEASON

Player (Team)	Yards	TD
1. DeShaun Watson (HOU)	4,823	33
2. Patrick Mahomes (KC)	4,740	38
<b>3. Tom Brady (TB)</b>	<b>4,633</b>	<b>40</b>
4. Matt Ryan (ATL)	4,581	26
5. Josh Allen (BUF)	4,544	37





# MIKE EVANS

1 OF 1

THE ONLY RECEIVER IN NFL HISTORY WITH **1,000+** RECEIVING YARDS IN **EACH** OF HIS FIRST **SEVEN** NFL SEASONS, SURPASSING HALL OF FAMER RANDY MOSS (6 SEASONS)

**MIKE EVANS | RANDY MOSS**



## NFL RECEIVING TD LEADERS (2014-20)

Player (Current Team)	TD
1. Antonio Brown (TB)	64
2. Davante Adams (GB)	62
3. <b>Mike Evans (TB)</b>	<b>61</b>
4. DeAndre Hopkins (ARI)	58
5. Odell Beckham Jr. (CLE)	51

## NFL RECEIVING YDS LEADERS (2014-20)

Player (Current Team)	Yards
1. Julio Jones (ATL)	10,159
2. DeAndre Hopkins (ARI)	9,207
3. <b>Mike Evans (TB)</b>	<b>8,266</b>
4. Antonio Brown (TB)	8,185
5. Travis Kelce (KC)	7,881

## CAREER YARDS/RECEPTION

(Active Players - min. 250 receptions)

Player (Current Team)	Y/R
1. DeSean Jackson (PHI)	17.4
2. <b>Mike Evans (TB)</b>	<b>15.5</b>
3. T.Y. Hilton (IND)	15.4
4. Julio Jones (ATL)	15.2
5. Rob Gronkowski (TB)	15.0



## RECEIVING YDS - FIRST SEVEN SEASONS

Player (Seasons)	Yards
1. Torry Holt (STL, 1999-2005)	9,487
2. Calvin Johnson (DET, 2007-13)	9,328
3. Randy Moss (MIN, 1998-2004)	9,142
4. Jerry Rice (SF, 1985-91)	9,072
5. Julio Jones (ATL, 2011-17)	9,054
6. Marvin Harrison (IND, 1996-2002)	8,800
7. DeAndre Hopkins (HOU, 2013-19)	8,602
8. Antonio Brown (PIT, 2010-16)	8,377
9. Chad Johnson (CIN, 2001-07)	8,365
10. <b>Mike Evans (TB, 2014-Present)</b>	<b>8,266</b>

## 100-YARD RECEIVING GAMES (2014-20)

Player (Current Team)	Games
1. Julio Jones (ATL)	46
2. DeAndre Hopkins (ARI)	36
3. Antonio Brown (TB)	35
4. <b>Mike Evans (TB)</b>	<b>28</b>
5. Odell Beckham Jr. (CLE)	26

## 175-YARD RECEIVING GAMES (2014-20)

Player (Current Team)	Games
1. Antonio Brown (TB)	7
2. <b>Mike Evans (TB)</b>	<b>6</b>
3. Julio Jones (ATL)	5
4t. Amari Cooper (DAL)	4
4t. A.J. Green (CIN)	4
4t. T.Y. Hilton (IND)	4

## MULTI-RECEIVING TD GAMES (2014-20)

Player (Current Team)	Games
1. Antonio Brown (TB)	16
2. Davante Adams (GB)	13
3t. <b>Mike Evans (TB)</b>	<b>12</b>
3t. Odell Beckham Jr. (CLE)	12
5t. Tyreek Hill (KC)/DeAndre Hopkins (HOU)	10

CLICK FOR  
INFORMATION  
ON THE  
EVANS FAMILY  
FOUNDATION

**MIKE**



# MIKE EVANS

## BE LIKE



# M I K E

**YOUNGEST RECEIVER IN NFL HISTORY  
TO 7,000 CAREER RECEIVING YARDS**

**BUCCANEERS FRANCHISE  
RECEPTIONS LEADER**

**BUCCANEERS FRANCHISE  
RECEIVING YARDS LEADER**

**BUCCANEERS FRANCHISE  
RECEIVING TOUCHDOWNS LEADER**

### YOUNGEST TO 7,000 RECEIVING YARDS

Player (Current Team)	Age at 7,000 Career Yards
1. <b>Mike Evans (TB)</b>	<b>26 Years, 81 Days</b>
2. Larry Fitzgerald (ARI)	26 Years, 111 Days
3. DeAndre Hopkins (ARI)	26 Years, 186 Days
4. Randy Moss (MIN)	26 Years, 220 Days

### MOST RECEIVING YARDS - TEAM HISTORY

Player (Seasons)	Yards
1. <b>Mike Evans (2014-Present)</b>	<b>8,266</b>
2. Mark Carrier (1987-92)	5,018
3. Kevin House (1980-86)	4,928
4. Vincent Jackson (2012-16)	4,326
5. Jimmie Giles (1978-86)	4,300

### MOST RECEIVING TD - TEAM HISTORY

Player (Seasons)	TD
1. <b>Mike Evans (2014-Present)</b>	<b>61</b>
2. Jimmie Giles (1978-86)	34
3. Kevin House (1980-86)	31
4. <b>Cameron Brate (2014-Present)</b>	<b>29</b>
5. Joey Galloway (2004-08)	28

### MOST RECEPTIONS - TEAM HISTORY

Player (Seasons)	Receptions
1. <b>Mike Evans (2014-Present)</b>	<b>532</b>
2. James Wilder (1981-89)	430
3. Mark Carrier (1987-92)	321
4. Warrick Dunn (1997-2008)	306
5. Mike Alstott (1996-2006)	305

### MOST SINGLE-SEASON TOUCHDOWNS

Player (Season)	Receiving TD
1. <b>Mike Evans (2020)</b>	<b>13</b>
2t. <b>Mike Evans (2014)</b>	<b>12</b>
2t. <b>Mike Evans (2016)</b>	<b>12</b>
4. Mike Williams (2010)	11
5. Joey Galloway (2005)	10

### MOST SINGLE-SEASON RECEIVING YARDS

Player (Season)	Rec. Yards
1. <b>Mike Evans (2018)</b>	<b>1,524</b>
2. Mark Carrier (1989)	1,422
3. Vincent Jackson (2012)	1,384
4. <b>Chris Godwin (2019)</b>	<b>1,333</b>
5. <b>Mike Evans (2016)</b>	<b>1,321</b>

### MOST SINGLE-SEASON RECEPTIONS

Player (Season)	Receptions
1. Keyshawn Johnson (2001)	106
2. <b>Mike Evans (2016)</b>	<b>96</b>
3t. Chris Godwin (2019)	86
3t. <b>Mike Evans (2018)</b>	<b>86</b>
3t. Mark Carrier (1989)	86



**2019 & 2020 TAMPA BAY BUCCANEERS  
WALTER PAYTON MAN OF THE YEAR**







# MIKE EVANS

## BEST OF THE BUNCH

### 2014 NFL RECEIVING CLASS



**Sammy Watkins**  
Round 1, Pick 4

86 GP  
321 Receptions  
4,665 Rec. Yards  
33 Receiving TD  
14 100-Yd Games



**Mike Evans**  
Round 1, Pick 7

106 GP  
532 Receptions  
**8,266 Rec. Yards**  
61 Receiving TD  
**28 100-Yd Games**



**Odell Beckham Jr.**  
Round 1, Pick 12

82 GP  
487 Receptions  
6,830 Rec. Yards  
51 Receiving TD  
26 100-Yd Games



**Brandin Cooks**  
Round 1, Pick 20

103 GP  
483 Receptions  
6,880 Rec. Yards  
40 Receiving TD  
18 100-Yd Games



**Davante Adams**  
Round 2, Pick 53

100 GP  
546 Receptions  
6,568 Rec. Yards  
**62 Receiving TD**  
23 100-Yd Games



**Jarvis Landry**  
Round 2, Pick 63

**111 GP**  
**636 Receptions**  
7,028 Rec. Yards  
35 Receiving TD  
14 100-Yd Games

**MIKE EVANS  
RANKS ...**

**1<sup>ST</sup>**

**IN RECEIVING YARDS  
100-YARD PERFORMANCES**

**&**

**SECOND IN  
RECEIVING TOUCHDOWNS**

## SINGLE GAME HEROICS

### MOST SINGLE-GAME RECEIVING YARDS

(Team History)

Player (Opponent, Date)	Rec. Yards
1. Vincent Jackson (vs. NO, 10/21/12)	216
2. Mark Carrier (at NO, 12/6/87)	212
<b>3. Mike Evans (at WAS, 11/16/14)</b>	<b>209</b>
4. Antonio Bryant (at CAR, 12/8/08)	200
<b>5. Mike Evans (at TEN, 10/27/19)</b>	<b>198</b>

### MOST SINGLE-GAME TOUCHDOWNS

(Team History)

Player (Opponent, Date)	Receiving TD
1. Jimmie Giles (at MIA, 10/20/85)	4
2t. Breshad Perriman (at DET, 12/15/19)	3
<b>2t. Mike Evans (vs. NYG, 9/22/19)</b>	<b>3</b>
2t. Morris Owens (vs. MIA, 10/24/76)	3
5t. Many Players Tied	2





# CHRIS GODWIN



## BREAKOUT SEASON - 2019

### MOST SINGLE-SEASON RECEIVING YARDS

Player (Season)	(Team History)	Rec. Yards
1.	Mike Evans (2018)	1,524
2.	Mark Carrier (1989)	1,422
3.	Vincent Jackson (2012)	1,384
4.	<b>Chris Godwin (2019)</b>	<b>1,333</b>
5.	Mike Evans (2016)	1,321

### MOST SINGLE-SEASON RECEPTIONS

Player (Season)	(Team History)	Receptions
1.	Keyshawn Johnson (2001)	106
2.	Mike Evans (2016)	96
3t.	<b>Chris Godwin (2019)</b>	<b>86</b>
3t.	Mike Evans (2018)	86
3t.	Mark Carrier (1989)	86

### RECEIVING YARDS - 2019 LEADERS

Player (Current Team)	Rec. Yards
1. Michael Thomas (NO)	1,725
2. Julio Jones (ATL)	1,394
3. <b>Chris Godwin (TB)</b>	<b>1,333</b>
4. Travis Kelce (KC)	1,229
5. DeVante Parker (MIA)	1,202

### CATCH PERCENTAGE - (2019-20)

(Wide Receivers - Min. 75 Receptions)

Player (Current Team)	Catch %
1. Michael Thomas (NO)	78.8%
2. Tyler Lockett (SEA)	75.2%
3. <b>Chris Godwin (TB)</b>	<b>73.7%</b>
4. Stefon Diggs (BUF)	73.1%
5. Cooper Kupp (LAR)	72.1%

CLICK FOR  
INFORMATION  
ON THE TEAM  
GODWIN  
FOUNDATION



6TH IN THE  
NFL WITH

# 83.6

RECEIVING  
YARDS/GAME  
SINCE 2019

### RECEIVING YARDS/GAME - SINCE 2019

Player (Current Team)	RY/G
1. Michael Thomas (NO)	94.0
2. Davante Adams (GB)	91.2
3. Julio Jones (ATL)	90.2
4. Stefon Diggs (BUF)	86.0
5. Travis Kelce (KC)	85.3
6. Chris Godwin (TB)	83.6
7. DeAndre Hopkins (ARI)	83.0
8. Calvin Ridley (ATL)	80.0
9. Tyreek Hill (KC)	79.1
10. D.J. Moore (CAR)	78.9



**CHRIS GODWIN WAS THE 11TH RECEIVER  
TAKEN IN THE 2017 NFL DRAFT.  
HERE'S HOW HE STACKS UP TO HIS CLASS...**

### CAREER RECEIVING YARDS

(2017 Wide Receiver Class)

Player (Current Team)	Receiving Yds
1. JuJu Smith-Schuster (PIT)	3,726
2. Cooper Kupp (LAR)	3,570
3. <b>Chris Godwin (TB)</b>	<b>3,540</b>
4. Kenny Golladay (DET)	3,068
5. Corey Davis (TEN)	2,851

### CAREER 100-YARD GAMES

(2017 Wide Receiver Class)

Player (Current Team)	100-Yard Games
1. JuJu Smith-Schuster (PIT)	12
2t. <b>Chris Godwin (TB)</b>	<b>11</b>
2t. Cooper Kupp (LAR)	11
4. Kenny Golladay (DET)	10
5. Corey Davis (TEN)	7





# ANTONIO BROWN

**84.5**  
RECEIVING YARDS/GAME

**6.4**  
RECEPTIONS/GAME

THE **FOURTH-HIGHEST**  
RECEIVING YARDS PER GAME  
AVERAGE IN **NFL HISTORY**

THE **SECOND-MOST**  
RECEPTIONS PER GAME IN  
**NFL HISTORY**



## CAREER RECEIVING YARDS/GAME

Player (Current Team)	RY/G
1. Julio Jones (ATL)	95.5
2. Calvin Johnson (Retired)	86.1
3. Michael Thomas (NO)	85.0
<b>4. Antonio Brown (TB)</b>	<b>84.5</b>
5. Odell Beckham Jr. (CLE)	83.3

## CAREER RECEPTIONS/GAME

Player (Current Team)	R/G
1. Michael Thomas (NO)	7.3
<b>2. Antonio Brown (TB)</b>	<b>6.4</b>
3. Julio Jones (ATL)	6.3
4. Christian McCaffrey (CAR)	6.3
5. Keenan Allen (LAC)	6.2

## CAREER RECEPTIONS - ACTIVE PLAYERS

Player (Current Team)	Receptions
1. Larry Fitzgerald (ARI)	1,432
2. Jason Witten (LV)	1,228
<b>3. Antonio Brown (TB)</b>	<b>886</b>
4. Julio Jones (ATL)	848
5. DeAndre Hopkins (ARI)	747

## CAREER RECEIVING YDS - ACTIVE PLAYERS

Player (Current Team)	Yards
1. Larry Fitzgerald (ARI)	17,492
2. Jason Witten (LV)	13,046
3. Julio Jones (ATL)	12,896
<b>4. Antonio Brown (TB)</b>	<b>11,746</b>
5. DeSean Jackson (PHI)	10,656

## CAREER RECEIVING TD - ACTIVE PLAYERS

Player (Current Team)	Receiving TD
1. Larry Fitzgerald (ARI)	121
<b>2. Rob Gronkowski (TB)</b>	<b>86</b>
3. Jimmy Graham (CHI)	82
<b>4. Antonio Brown (TB)</b>	<b>79</b>
5. Dez Bryant (BAL)	75

## CAREER 100-CATCH SEASONS

Player	Seasons
<b>1t. Antonio Brown</b>	<b>4</b>
1t. Marvin Harrison	4
1t. Brandon Marshall	4
4t. Keenan Allen	3
4t. Jerry Rice	3

## 100-YARD RECEIVING GAMES - SINCE 2010

Player (Current Team)	Games
1. Julio Jones (ATL)	58
<b>2. Antonio Brown (TB)</b>	<b>43</b>
3t. Calvin Johnson (Retired)	37
3t. DeAndre Hopkins (ARI)	37
5. Brandon Marshall (Retired)	36

## 150-YARD RECEIVING GAMES - SINCE 2010

Player (Current Team)	Games
1. Julio Jones (ATL)	16
<b>2. Antonio Brown (TB)</b>	<b>14</b>
3. Calvin Johnson (Retired)	13
4. T.Y. Hilton (IND)	12
<b>5t. Mike Evans (TB)</b>	<b>10</b>
5t. A.J. Green (CIN)	10

## MULTI-TOUCHDOWN GAMES - SINCE 2010

Player (Current Team)	Games
<b>1. Antonio Brown (TB)</b>	<b>18</b>
<b>2t. Rob Gronkowski (TB)</b>	<b>17</b>
2t. Jimmy Graham (CHI)	17
4t. Dez Bryant (BAL)	15
4t. Calvin Johnson (Retired)	15
4t. Jordy Nelson (Retired)	15

**18**

GAMES WITH MULTIPLE  
RECEIVING TOUCHDOWNS SINCE  
2010 - **MOST IN THE NFL**



# ANTONIO BROWN



**BUSINESS  
IS  
BOOMIN**

**BROWN  
81**

## GAMES WITH 5+ REC. & 50+ YDS - SINCE 2010

Player (Current Team)	Games
<b>1t. Antonio Brown (TB)</b>	<b>96</b>
1t. Julio Jones (ATL)	96
3. Larry Fitzgerald (ARI)	87
4. DeAndre Hopkins (ARI)	80
5. Demaryius Thomas (Free Agent)	78

## GAMES WITH 10+ RECEPTIONS - SINCE 2010

Player (Current Team)	Games
<b>1. Antonio Brown (TB)</b>	<b>22</b>
2. Julio Jones (ATL)	19
3. Michael Thomas (NO)	18
4. Davante Adams (GB)	14
5t. Keenan Allen (LAC)	13
5t. Calvin Johnson (Retired)	13

**1 OF 2**

RECEIVERS IN NFL HISTORY  
WITH **1,600+** RECEIVING  
YARDS IN BACK-TO-BACK  
SEASONS (2014-15).

**ANTONIO BROWN | CALVIN JOHNSON**

## FIRST DOWN RECEPTIONS - SINCE 2010

Player (Current Team)	Receptions
1. Julio Jones (ATL)	608
<b>2. Antonio Brown (TB)</b>	<b>576</b>
3. Larry Fitzgerald (ARI)	546
4. DeAndre Hopkins (HOU)	527
5. Jimmy Graham (CHI)	463

## 20+ YARD RECEPTIONS - SINCE 2010

Player (Current Team)	Rec. 20+
1. Julio Jones (ATL)	209
<b>2. Antonio Brown (TB)</b>	<b>169</b>
3t. Rob Gronkowski (TB)	145
3t. T.Y. Hilton (IND)	145
5. DeSean Jackson (PHI)	143

## YARDS AFTER CATCH - SINCE 2010

Player (Current Team)	YAC
<b>1. Antonio Brown (TB)</b>	<b>4,267</b>
2. Golden Tate (NYG)	4,245
3. Julio Jones (ATL)	4,217
<b>4. LeSean McCoy (TB)</b>	<b>4,012</b>
5. Darren Sproles (Retired)	3,781

**CHASING  
GREATNESS**

## ALL-TIME RECEIVING YARDS LEADERS NFL HISTORY

15. Henry Ellard.....	13,777
16. Torry Holt.....	13,382
17. Andre Reed.....	13,198
18. Steve Largent.....	13,089
19. Jason Witten.....	13,046
20. Julio Jones.....	12,896
21. Irving Fryar.....	12,785
22. Art Monk.....	12,721
23. Brandon Marshall.....	12,351
24. Jimmy Smith.....	12,287
25. Hines Ward.....	12,083
26. Charlie Joiner.....	12,069
27. Derrick Mason.....	12,061
28. Michael Irvin.....	11,904
29. Antonio Gates.....	11,841
<b>30. Antonio Brown.....</b>	<b>11,746</b>
31. Calvin Johnson.....	11,619
32. Mushin Muhammad.....	11,438
33. Rod Smith.....	11,389
34. Keenan McCardell.....	11,373
35. Chad Johnson.....	11,059





# ROB GRONKOWSKI

**86**  
REC. TOUCHDOWNS

**MOST**  
IN THE NFL  
**SINCE**  
ENTERING  
THE LEAGUE  
IN **2010**

## CAREER RECEIVING YARDS/GAME

(NFL History - Tight Ends - min. 75 GP)

Player (Current Team)	YPG
1. Travis Kelce (KC)	71.0
<b>2. Rob Gronkowski (TB)</b>	<b>64.8</b>
3. Kellen Winslow (Retired)	61.8
4. Tony Gonzalez (Retired)	56.0
5. Zach Ertz (PHI)	51.9

## YARDS AFTER CATCH/RECEPTION BY A TE

(NFL History - Tight Ends - min. 200 Receptions)

Player (Current Team)	YAC/R
1. George Kittle (SF)	7.72
2. Brent Celek (Retired)	6.30
3. Travis Kelce (KC)	5.89
<b>4. Rob Gronkowski (TB)</b>	<b>5.88</b>
5. Alge Crumpler (Retired)	5.83

**FASTEST TIGHT END IN LEAGUE HISTORY TO...**

**- 7,500 RECEIVING YARDS (108 GAMES)\***  
\*TIED WITH TRAVIS KELCE

**- 75 RECEIVING TOUCHDOWNS (98 GAMES)**



**BACK LIKE HE NEVER LEFT**

## RECEIVING TD SINCE 2010

Player (Current Team)	Receiving TD
<b>1. Rob Gronkowski (TB)</b>	<b>86</b>
2. Jimmy Graham (CHI)	82
<b>3. Antonio Brown (TB)</b>	<b>79</b>
4. Dez Bryant (BAL)	75
5. Jordy Nelson (Retired)	68

## TD FROM SCRIMMAGE SINCE 2010

Player (Current Team)	TD
<b>1. Rob Gronkowski (TB)</b>	<b>87</b>
<b>2. LeSean McCoy (TB)</b>	<b>85</b>
3. Adrian Peterson (DET)	83
4. Jimmy Graham (CHI)	82
<b>5t. Antonio Brown (TB)</b>	<b>79</b>
5t. Todd Gurley II (ATL)	79

## RECEIVING YARDS BY A TE SINCE 2010

Player (Current Team)	Yards
<b>1. Rob Gronkowski (TB)</b>	<b>8,484</b>
2. Jimmy Graham (CHI)	8,339
3. Travis Kelce (KC)	7,881
4. Greg Olsen (SEA)	7,106
5. Jason Witten (LV)	7,081

## RECEPTIONS 20+ YDS BY A TE SINCE 2010

Player (Current Team)	20+ Yd-Rec.
<b>1. Rob Gronkowski (TB)</b>	<b>145</b>
2. Travis Kelce (KC)	112
3. Jimmy Graham (CHI)	107
4. Jared Cook (NO)	100
5. Vernon Davis (Retired)	96

## YARDS AFTER CATCH BY A TE SINCE 2010

Player (Current Team)	Yards
1. Travis Kelce (KC)	3,604
<b>2. Rob Gronkowski (TB)</b>	<b>3,326</b>
3. Jimmy Graham (CHI)	3,050
4. Jason Witten (LV)	2,411
5. Jared Cook (NO)	2,401



# ROB GRONKOWSKI

## A TICKET TO CANTON



### CAREER RECEIVING TD BY A TE

(NFL History)

Player (Current Team)	TD
1. Antonio Gates (Retired)	116
2. Tony Gonzalez (Retired)	111
<b>3. Rob Gronkowski (TB)</b>	<b>86</b>
4. Jimmy Graham (CHI)	82
5. Jason Witten (LV)	74

### CAREER 100-YARD GAMES BY A TE

(NFL History)

Player (Current Team)	Games
1. Tony Gonzalez (Retired)	31
<b>2. Rob Gronkowski (TB)</b>	<b>29</b>
3. Travis Kelce (KC)	25
4. Kellen Winslow (Retired)	24
5. Jackie Smith (Retired)	22

### CAREER MULTI-TOUCHDOWN GAMES

(NFL History - Tight Ends)

Player (Current Team)	Games
1. Antonio Gates (Retired)	21
2. Tony Gonzalez (Retired)	18
<b>3t. Rob Gronkowski (TB)</b>	<b>17</b>
3t. Jimmy Graham (CHI)	17
5. Five Players Tied	9

# 1 OF 4

TIGHT ENDS IN NFL HISTORY  
WITH **1,000+** RECEIVING  
YARDS IN A SEASON  
**FOUR OR MORE TIMES**

TONY GONZALEZ | **ROB GRONKOWSKI**

TRAVIS KELCE | JASON WITTEN

### ALL-TIME RECEIVING YARDS LEADERS TIGHT ENDS - NFL HISTORY

1. Tony Gonzalez	15,127
2. Jason Witten	13,046
3. Antonio Gates	11,841
4. Shannon Sharpe	10,060
5. Greg Olsen	8,683
<b>6. Rob Gronkowski</b>	<b>8,484</b>
7. Jimmy Graham	8,339
8. Ozzie Newsome	7,980
9. Jackie Smith	7,918
10. Travis Kelce	7,881

### PLAYOFF RECEPTIONS BY A TE

(NFL History)

Player	Receptions
<b>1. Rob Gronkowski</b>	<b>89</b>
2. Travis Kelce	83
3. Dallas Clark	64
4t. Shannon Sharpe	62
4t. Jay Novacek	62

### PLAYOFF RECEIVING YARDS BY A TE

(NFL History)

Player	Yards
<b>1. Rob Gronkowski</b>	<b>1,273</b>
2. Travis Kelce	992
3. Dallas Clark	847
4. Keith Jackson	834
5. Shannon Sharpe	814

### PLAYOFF RECEIVING TD BY A TE

(NFL History)

Player	TD
<b>1. Rob Gronkowski</b>	<b>14</b>
2. Travis Kelce	9
3t. Dave Casper	7
3t. Vernon Davis	7
5t. Keith Jackson	6
5t. Jay Novacek	6





# CAMERON BRATE



## MOST RECEIVING TD - TEAM HISTORY

Player (Years)	TD
1. WR Mike Evans (2014-Present)	61
2. TE Jimmie Giles (1978-86)	34
3. WR Kevin House (1980-86)	31
4. <b>TE Cameron Brate (2014-Present)</b>	<b>29</b>
5. WR Joey Galloway (2004-08)	28

## RECEPTIONS BY A TE - TEAM HISTORY

Player (Years)	Receptions
1. Jimmie Giles (1978-86)	279
2. <b>Cameron Brate (2014-Present)</b>	<b>223</b>
3. Kellen Winslow (2009-11)	218
4. Ron Hall (1987-93)	209
5. Dave Moore (1992-2001, 2005-06)	184

## 2016-20 NFL TE TD RECEPTION LEADERS

Player (Current Team)	TD
1. Travis Kelce (KC)	38
2. Jimmy Graham (CHI)	29
3. Zach Ertz (PHI)	27
4t. <b>Cameron Brate (TB)</b>	<b>26</b>
4t. Kyle Rudolph (MIN)	26
4t. Eric Ebron (PIT)	26



**5**TH-MOST  
TOUCHDOWNS BY AN  
UNDRAFTED TIGHT END  
IN NFL HISTORY

## TD RECEPTIONS BY UNDRAFTED TE

(NFL History)

Player (Seasons)	TD
1. Antonio Gates (2003-18)	116
2. Paul Coffman (1978-1988)	42
3. Marcus Pollard (1995-2008)	40
4. Willie Frazier (1964-75)	36
5. <b>Cameron Brate (2014-19)</b>	<b>29</b>



## MOST SINGLE-SEASON TD BY A TE

(Team History)

Player (Season)	TD
1t. <b>Cameron Brate (2016)</b>	<b>8</b>
1t. Jimmie Giles (1985)	8
3t. Rob Gronkowski (2020)	7
3t. Jimmie Giles (1979)	7
4t. <b>Cameron Brate (2018)</b>	<b>6</b>
4t. <b>Cameron Brate (2017)</b>	<b>6</b>
4t. Jimmie Giles (1981)	6

## MOST SINGLE-GAME REC. BY A TE

(Team History)

Player (Date)	Receptions
1t. <b>Cameron Brate (11/17/19 vs. NO)</b>	<b>10</b>
1t. Jackie Harris (11/26/95 at GB)	10
3t. Kellen Winslow (11/20/11 at GB)	9
3t. Kellen Winslow (10/11/09 at PHI)	9
5. Eight Players Tied	8



# RONALD JONES II

## ROJO FINDING HIS MOJO



### RUSH YARDS AFTER CONTACT - 2020

Player (Current Team)	RYAC
1. Derrick Henry (TEN)	972
2. Dalvin Cook (MIN)	756
3. James Robinson (JAC)	615
4. Aaron Jones (GB)	592
5. David Montgomery (CHI)	590
<b>6. Ronald Jones II (TB)</b>	<b>584</b>
7. Josh Jacobs (LV)	540
8. Nick Chubb (CLE)	511
9. Ezekiel Elliott (DAL)	493
10. Jonathan Taylor (IND)	482

### RUSH YARDS PER ATTEMPT - 2020

(Min. 150 Rushing Attempts)

Player (Current Team)	Rush Avg.
1. Nick Chubb (CLE)	5.62
2. Aaron Jones (GB)	5.49
3. Derrick Henry (TEN)	5.36
4. Miles Sanders (PHI)	5.29
<b>5. Ronald Jones II (TB)</b>	<b>5.09</b>



### RUSHING YARDS PER GAME LEADERS 2020 SEASON

(Min. Eight Games Played)

Player (Team)	RY/G
1. Derrick Henry (TEN)	126.7
2. Dalvin Cook (MIN)	111.2
3. Nick Chubb (CLE)	88.9
4. Aaron Jones (GB)	78.9
5. Jonathan Taylor (IND)	77.9
6. James Robinson (JAC)	76.4
7. Miles Sanders (PHI)	72.3
8. David Montgomery (CHI)	71.3
9. Josh Jacobs (LV)	71.0
<b>10. Ronald Jones II (TB)</b>	<b>69.9</b>



### 100-YARD RUSHING GAMES - 2020

Player (Current Team)	Games
1. Derrick Henry (TEN)	10
2. Dalvin Cook (MIN)	8
3. Nick Chubb (CLE)	6
<b>4t. Ronald Jones II (TB)</b>	<b>4</b>
4t. James Robinson (JAC)	4

### TB SINGLE-GAME RUSH YARDS LEADERS

Player (Date, Opponent)	Yards
1. Doug Martin (11/4/12 @ OAK)	251
2. Doug Martin (11/22/15 @ PHI)	235
3. James Wilder (11/6/83 @ MIN)	219
4. Warrick Dunn (12/3/00 vs. DAL)	210
<b>5t. Ronald Jones II (11/15/20 vs. CAR)</b>	<b>192</b>
5t. Errict Rhett (12/4/94 vs. WAS)	192

### 2018 RB CLASS - YARDS LEADERS

Player (Current Team)	Yards
1. Nick Chubb (CLE)	3,557
2. Saquon Barkley (NYG)	2,344
3. Sony Michel (NE)	2,292
<b>4. Ronald Jones II (TB)</b>	<b>1,746</b>
5. Kerryon Johnson (DET)	1,225





# LEONARD FOURNETTE

1 OF 3

PLAYERS IN NFL HISTORY  
WITH A TOUCHDOWN IN  
ALL FOUR OF THEIR TEAM'S  
PLAYOFF GAMES (SINGLE  
POSTSEASON).

LEONARD FOURNETTE | LARRY FITZGERALD | TERRELL DAVIS

2020

2008

1997

## SINGLE GAME SCRIMMAGE YARDS

Buccaneers Franchise History

Player (Date, Opp.)	Yards
1. Ricky Bell (12/29/79 vs. PHI)	142
2. <b>Leonard Fournette (2/7/21 vs. KC)</b>	<b>135</b>
3. <b>Leonard Fournette (1/9/21 at WAS)</b>	<b>132</b>
4. Michael Pittman (1/26/03 vs. OAK)	124
5. Mike Evans (1/9/21 at WAS)	119

## SINGLE GAME RUSHING YARDS

Buccaneers Franchise History

Player (Date, Opp.)	Yards
1. Ricky Bell (12/29/79 vs. PHI)	142
2. Michael Pittman (1/26/03 vs. OAK)	124
3t. <b>Leonard Fournette (1/9/21 at WAS)</b>	<b>93</b>
3t. James Wilder (1/9/83 at DAL)	93
5. <b>Leonard Fournette (2/7/21 vs. KC)</b>	<b>89</b>

LOMBARDI LENNY



PLAYOFF LENNY

## SINGLE POSTSEASON - SCRIMMAGE YDS

Player (Team, Season)	Yards
1. John Riggins (WAS, 1982)	625
2. Terrell Davis (DEN, 1997)	619
3. Marcus Allen (Raiders, 1983)	584
4. Larry Fitzgerald (ARI, 2008)	546
5. Thurman Thomas (BUF, 1990)	544
6. Terrell Davis (DEN, 1998)	537
7. Eddie George (TEN, 1999)	521
8. Derrick Henry (TEN, 2019)	467
9. <b>Leonard Fournette (TB, 2020)</b>	<b>448</b>
10. Hakeem Nicks (NYG, 2011)	444

## SINGLE POSTSEASON RUSHING YARDS

Buccaneers Franchise History

Player (Season)	Yards
1. <b>Leonard Fournette (2020)</b>	<b>300</b>
2. Ricky Bell (1979)	201
3. Michael Pittman (2002)	182
4. <b>Ronald Jones II (2020)</b>	<b>139</b>
5. Warrick Dunn (1997)	136

## SINGLE POSTSEASON RECEPTIONS

Buccaneers Franchise History

Player (Season)	Receptions
1. <b>Leonard Fournette (2020)</b>	<b>18</b>
2. Chris Godwin (2020)	16
3t. Cameron Brate (2020)	14
3t. Keyshawn Johnson (2002)	14
5. Mike Evans (2020)	11



## SINGLE POSTSEASON TOUCHDOWNS

Buccaneers Franchise History

Player (Season)	TD
1t. <b>Leonard Fournette (2020)</b>	<b>4</b>
1t. Mike Alstott (2002)	4
3t. Antonio Brown (2020)	2
3t. Mike Evans (2020)	2
3t. Rob Gronkowski (2020)	2
3t. Four Others Tied	2



# **TAMPA BAY BUCCANEERS DEFENSIVE PLAYER PAGES**







# SHAQUIL BARRETT



# 27.5 SACKS

SECOND-MOST IN THE NFL SINCE 2019  
BUCCANEERS FRANCHISE RECORD 19.5 IN 2019

## MOST SINGLE-SEASON SACKS BY A BUC

Player (Season)	Sacks
1. <b>Shaquil Barrett (2019)</b>	<b>19.5</b>
2. Warren Sapp (2000)	16.5
3. Simeon Rice (2002)	15.5
4. Simeon Rice (2003)	15.0
5. Simeon Rice (2005)	14.0

## NFL SACK LEADERS - (2019-20)

Player (Team)	Sacks
1. T.J. Watt (PIT)	29.5
2. <b>Shaquil Barrett (TB)</b>	<b>27.5</b>
3t. Aaron Donald (LAR)	26.0
3t. Za'Darius Smith (GB)	26.0
5. Cameron Jordan (NO)	23.0

## SINGLE-SEASON SACKS - UNDRAFTED

Player (Season)	Sacks
1. <b>Shaquil Barrett (2019)</b>	<b>19.5</b>
2t. Greg Brown (1984)	16.0
2t. James Harrison (2008)	16.0
4. John Randle (1997)	15.5
5t. Adekunle Ogundimu (2003)	15.0
5t. Cameron Wake (2012)	15.0

## BUCCANEERS SACK LEADERS - LBS

Player (Seasons)	Sacks
1. <b>Shaquil Barrett (2019-Present)</b>	<b>27.5</b>
2. Broderick Thomas (1989-93)	26.5
3. Lavonte David (2012-Present)	24.0
4. Jason Pierre-Paul (2019-Present as LB)	18.0
5. Chris Washington (1984-88)	17.5



## TACKLES FOR LOSS LEADERS - (2019-20)

Player (Team)	TFL
1. T.J. Watt (PIT)	36
2. Aaron Donald (LAR)	34
3. Joey Bosa (LAC)	33
4t. <b>Shaquil Barrett (TB)</b>	<b>30</b>
4t. Maxx Crosby (LV)	30

## FORCED FUMBLES LEADERS - (2019-20)

Player (Team)	FF
1t. Marlon Humphrey (BAL)	10
1t. T.J. Watt (PIT)	10
3t. <b>Shaquil Barrett (TB)</b>	<b>8</b>
3t. Chandler Jones (ARI)	8
3t. Khalil Mack (CHI)	8
3t. Yannick Ngakoue (BAL)	8

## QB PRESSURES LEADERS - (2019-20)

Player (Team)	Pressures
1. T.J. Watt (PIT)	114
2. Joey Bosa (LAC)	94
3. Aaron Donald (LAR)	93
4. <b>Shaquil Barrett (TB)</b>	<b>90</b>
5. Za'Darius Smith (GB)	85

**3** LAWRENCE TAYLOR | **SHAQUIL BARRETT**  
GAMES WITH 3.0+ SACKS IN 2019 - TIED FOR  
THE SECOND-MOST IN A SINGLE SEASON IN NFL  
HISTORY, TRAILING ONLY **LAWRENCE TAYLOR** (1986).

CLICK FOR  
INFORMATION  
ON THE SHAQUIL  
& JORDANNA  
BARRETT FIFTY50  
FOUNDATION

**FIFTY50**  
FOUNDATION

2020 BUCCANEERS SEASON IN REVIEW



# LAVONTE DAVID

MAY I HAVE YOUR ATTENTION, **PLEASE?**



1 OF 2

PLAYERS IN NFL HISTORY  
WITH **1,000+** TACKLES, **20.0**  
SACKS, AND **10** INT THROUGH  
**EIGHT** CAREER SEASONS,  
JOINING PRO FOOTBALL HALL  
OF FAME **RAY LEWIS**.

**LAVONTE DAVID** | CAPTAIN

## NFL TACKLE LEADERS SINCE 2012

Player (Current Team)	Tackles
1. Bobby Wagner (SEA)	1,211
<b>2. Lavonte David (TB)</b>	<b>1,123</b>
3. Luke Kuechly (Retired)	1,092
4. Demario Davis (NO)	906
5. K.J. Wright (SEA)	873

## NFL SOLO TACKLE LEADERS SINCE 2012

Player (Current Team)	Solo Tackles
<b>1. Lavonte David (TB)</b>	<b>804</b>
2. Bobby Wagner (SEA)	724
3. Luke Kuechly (Retired)	690
4. Demario Davis (NO)	608
5. Antoine Bethea (Free Agent)	582

## NFL TFL LEADERS SINCE 2012

Player (Current Team)	TFL
1. J.J. Watt (HOU)	159
2. Aaron Donald (LAR)	131
<b>3. Lavonte David (TB)</b>	<b>128</b>
4. Cameron Jordan (NO)	122
5. Calais Campbell (BAL)	120

## NFL INT LEADERS SINCE 2012 - LBs

Player (Current Team)	INT
1. Luke Kuechly (Retired)	18
<b>2t. Lavonte David (TB)</b>	<b>12</b>
2t. Alec Ogletree (NYJ)	12
4t. Jamie Collins (DET)	11
4t. Deion Jones (ATL)	11
4t. Jordan Hicks (ARI)	11

## PASS DEFENSE LEADERS SINCE 2012 - LBs

Player (Current Team)	PD
1. Luke Kuechly (Retired)	66
2. Alec Ogletree (NYJ)	57
3. Bobby Wagner (SEA)	55
<b>4t. Lavonte David (TB)</b>	<b>51</b>
4t. K.J. Wright (SEA)	51



## FUMBLE RECOVERIES SINCE 2012

Player (Current Team)	FR
<b>1. Lavonte David (TB)</b>	<b>16</b>
2. J.J. Watt (HOU)	14
3t. Justin Houston (IND)	12
3t. Julius Peppers (Retired)	12
5. Fletcher Cox (PHI)	11

## FORCED FUMBLES SINCE 2012

Player (Current Team)	FF
1t. Chandler Jones (ARI)	27
1t. Robert Quinn (CHI)	27
3. J.J. Watt (HOU)	25
<b>4. Lavonte David (TB)</b>	<b>24</b>
5t. Khalil Mack (CHI)	23
5t. Von Miller (DEN)	23





# LAVONTE DAVID



## HALL OF FAME CALIBER

### NOTABLE LINEBACKERS - FIRST NINE SEASONS

Player (Seasons)	Tackles	Sacks	INT	FF	FR
Zach Thomas (1996-2004)	1,261	13.5	15	10	6
Ray Lewis^* (1996-2003)	1,246	22.0	20	7	10
Bobby Wagner (2012-20)	1,213	22.5	10	5	10
Derrick Brooks^* (1995-2003)	1,148	7.5	19	17	4
<b>Lavonte David (2012-20)</b>	<b>1,125</b>	<b>24.0</b>	<b>12</b>	<b>24</b>	<b>16</b>
Luke Kuechly*- (2012-19)	1,092	12.5	18	7	8
Junior Seau^ (1990-98)	1,080	37.5	10	7	15
Brian Urlacher^* (2000-08)	1,062	37.5	17	8	9
Lance Briggs (2003-11)	973	10.5	13	11	7
Patrick Willis- (2007-14)	950	20.5	8	16	5

^ Selected to Pro Football Hall of Fame

\* Won NFL Defensive Player of the Year in that span.

- Retired after eight seasons.

NUMBERS  
NEVER  
LIE



## AN ALL-TIME BUCCANEER

### BUCCANEERS ALL-TIME TACKLE LEADERS

Player (Seasons)	Tackles
1. Derrick Brooks (1995-2008)	2,198
2. Ronde Barber (1997-2012)	1,428
<b>3. Lavonte David (2012-Present)</b>	<b>1,123</b>
4. Hardy Nickerson (1993-99)	1,028
5. Shelton Quarles (1997-2006)	985

1 OF 4

PLAYERS IN BUCCANEERS  
HISTORY WITH 1,000+  
CAREER TACKLES.

### TAMPA BAY ALL-TIME FUMBLE RECOVERIES

Player (Seasons)	FR
<b>1. Lavonte David (2012-Present)</b>	<b>16</b>
2. Ronde Barber (1997-2012)	12
3t. John Cannon (1982-90)	11
3t. Cecil Johnson (1977-85)	11
5. Lee Roy Selmon (1976-84)	10

### INTERCEPTIONS BY A LB - TEAM HISTORY

Player (Seasons)	INT
1. Derrick Brooks (1995-2008)	25
<b>2. Lavonte David (2012-Present)</b>	<b>12</b>
3. Dave Lewis (1977-81)	10
4t. Cecil Johnson (1977-85)	9
4t. Richard Wood (1976-84)	9

137

CAREER STARTS ... TIED FOR THE FIFTH-MOST  
STARTS IN FRANCHISE HISTORY.



# NDAMUKONG SUH



## SUHPERMAN

**LEADS ALL  
FRONT SEVEN  
PLAYERS WITH** **9,658**  
**DEFENSIVE SNAPS SINCE ENTERING  
THE LEAGUE IN 2010**

### DEFENSIVE SNAPS SINCE 2010

(Among Front Seven Defensive Players)

Player (Current Team)	Snaps
1. <b>Ndamukong Suh (TB)</b>	<b>9,658</b>
2. Lavonte David (TB)	9,014
3. Cameron Jordan (NO)	8,989
4. Calais Campbell (BAL)	8,732
5. Jason Pierre-Paul (TB)	8,492



### CONSECUTIVE STARTS - DL

Player (Current Team)	Consecutive Starts
1. <b>Ndamukong Suh (TB)</b>	<b>147</b>
2. Cameron Jordan (NO)	145
3. Dalvin Tomlinson (NYG)	64
4t. Arik Armstead (SF)	48
4t. Brandon Graham (PHI)	48

### NFL LEADERS - CONSECUTIVE STARTS

Player (Current Team)	Consecutive Starts
1. Philip Rivers (IND)	240
2. <b>Ndamukong Suh (TB)</b>	<b>147</b>
3. Cameron Jordan (NO)	145
4. Russell Wilson (SEA)	144
5. Malcolm Jenkins (NO)	119

### TACKLES FOR LOSS 2010-PRESENT

Player (Current Team)	TFL
1. J.J. Watt (HOU)	172
2. Calais Campbell (BAL)	146
3. Von Miller (DEN)	135
4t. Aaron Donald (LAR)	131
4t. Michael Bennett (Retired)	131
6. Lavonte David (TB)	128
7. Cameron Jordan (NO)	124
8. <b>Ndamukong Suh (TB)</b>	<b>123</b>
9. Jason Pierre-Paul (TB)	119
10. Justin Houston (IND)	117

### DT SACK LEADERS 2010-PRESENT

Player (Current Team)	Sacks
1. Aaron Donald (LAR)	85.5
2. Geno Atkins (CIN)	75.5
3. <b>Ndamukong Suh (TB)</b>	<b>64.5</b>
4. Gerald McCoy (Free Agent)	59.5
5. Cameron Heyward (PIT)	58.0

### QB HITS LEADERS 2010-PRESENT

Player (Current Team)	QBH
1. J.J. Watt (HOU)	281
2. Carlos Dunlap (SEA)	238
3. Von Miller (DEN)	217
4. Cameron Wake (TEN)	215
5t. <b>Ndamukong Suh (TB)</b>	<b>199</b>
5t. Aaron Donald (LAR)	199
7. Calais Campbell (BAL)	196
8. Michael Bennett (Retired)	191
9. Everson Griffen (DAL)	190
10. Cameron Jordan (NO)	184





# JASON PIERRE-PAUL

## MOST CONSECUTIVE GAMES WITH A SACK

(Team History - Since Sacks Became Official in 1982)

Player (Dates)	Streak
1t. Simeon Rice (10/20/02-12/1/02)	6
<b>1t. Jason Pierre-Paul (9/16/18-10/28/18)</b>	<b>6</b>
<b>3t. Jason Pierre-Paul (12/21/19-9/27/20)</b>	<b>5</b>
3t. Simeon Rice (12/2/01-12/29/01)	5
4t. 14 Other Streaks Tied	4

## SACKS PER GAME (2018-20)

(Min. 16 GP, Pierre-Paul joined the Buccaneers in 2018)

Player (Current Team)	GP	Sacks	S/G
1. Aaron Donald (LAR)	48	46.5	0.97
2. Danielle Hunter (MIN)	32	29.0	0.91
3. T.J. Watt (PIT)	47	42.5	0.90
4. Chandler Jones (ARI)	37	33.0	0.89
5. Myles Garrett (CLE)	40	35.5	0.89
6. Cameron Jordan (NO)	48	35.0	0.73
7. Chris Jones (KC)	44	32.0	0.73
<b>8. Jason Pierre-Paul (TB)</b>	<b>42</b>	<b>30.5</b>	<b>0.73</b>
9. Von Miller (DEN)	31	22.5	0.73
10. Za'Darius Smith (GB)	48	34.5	0.72

**30.5**  
**SACKS**  
IN  
**42**  
**GAMES**  
WITH  
TAMPA BAY



# CARLTON DAVIS III



## DON'T COME AT CARLTON

### LOWEST COMPLETION % WHEN TARGETED

(2019-20, Min. 150 Targets)

Player (Current Team)	Defensive Targets	Comp. %
1. Denzel Ward (CLE)	163	50.9
2. Joe Haden (PIT)	160	51.3
3. Stephon Gilmore (NE)	150	51.3
4. Jaire Alexander (GB)	190	51.6
5. Marshon Lattimore (NO)	172	51.7
6. Tre'Davious White (BUF)	160	54.4
7. Steven Nelson (PIT)	172	54.7
<b>8. Carlton Davis III (TB)</b>	<b>221</b>	<b>54.8</b>
9. J.C. Jackson (NE)	150	55.3
10. Tre Herndon (JAC)	156	57.1

## INTERCEPTION LEADERS (2020)


Player (Current Team)	INT
1. Xavien Howard (MIA)	10
2. J.C. Jackson (NE)	9
3. Tyrann Mathieu (KC)	6
4t. Quandre Diggs (SEA)	5
4t. Justin Simmons (DEN)	5
4t. Harrison Smith (MIN)	5
<b>7t. Carlton Davis III (TB)</b>	<b>4</b>
7t. Eight Others Tied	4

## PASSES DEFENSED LEADERS (2019-20)

Player (Current Team)	Defensive Snaps	PD
<b>1. Carlton Davis III (TB)</b>	<b>1,829</b>	<b>37</b>
2t. Jaire Alexander (GB)	1,919	30
2t. James Bradberry (NYG)	2,026	30
4t. Denzel Ward (CLE)	1,520	29
4t. Joe Haden (PIT)	1,896	29



# DEVIN WHITE



## TACKLES/GAME - 2019 DRAFT CLASS

(Min. 10 Games Played)

Player (Current Team)	Tackles/Game
1. <b>Devin White (TB)</b>	<b>8.3</b>
2. Devin Bush (PIT)	6.4
3. Cole Holcomb (WAS)	6.3
4. Johnathan Abram (LV)	6.0
5. Dre Greenlaw (SF)	5.9

## FUMBLE RECOVERIES - 2019 DRAFT CLASS

Player (Current Team)	Opp. Fumble Rec.
1. <b>Devin White (TB)</b>	<b>5</b>
2. Devin Bush (PIT)	4
3. Jeffery Simmons (TEN)	3
4t. <b>Mike Edwards (TB)</b>	<b>2</b>
4t. Seven Others Tied	2

## NFL TACKLE LEADERS - 2020 SEASON

Player (Current Team)	Tackles
1. Zach Cunningham (HOU)	163
2. Jaylon Smith (DAL)	154
3. Blake Martinez (NYG)	151
4. Joe Schobert (JAC)	141
5. <b>Devin White (TB)</b>	<b>140</b>

## SACKS - 2020 INSIDE LINEBACKERS

Player (Current Team)	Sacks
1. <b>Devin White (TB)</b>	<b>9.0</b>
2. Jerome Baker (MIA)	7.0
3. Deion Jones (ATL)	4.5
4. Roquan Smith (CHI)	4.0
5. 10 Players Tied	3.0

## TACKLES FOR LOSS - 2020 SEASON

Player (Current Team)	TFL
1. T.J. Watt (PIT)	23
2. Roquan Smith (CHI)	17
3t. <b>Devin White (TB)</b>	<b>15</b>
3t. Joey Bosa (LAC)	15
5t. Haason Reddick (ARI)	14
5t. Vince Williams (PIT)	14

## PLAYERS WITH 10+ SACKS, 200+ TKLS

(First Two NFL Seasons - Since 1982)

Player (Seasons)	Sacks	Tackles
<b>Devin White (2019-20)</b>	<b>11.5</b>	<b>231</b>
Darius Leonard (2018-19)	12.0	284
Brian Urlacher (2000-01)	14.0	242
Duane Bickett (1985-86)	11.0	285

# GET LIVE 45



# 28

CAREER GAMES

Tackles.....	231
Solo Tackles .....	155
QB Hits.....	21
Tackles for Loss.....	19
Sacks.....	11.5
Passes Defensed .....	7
Fumble Recoveries .....	5
Forced Fumbles.....	4
Defensive Touchdowns .....	2
Interceptions.....	1

THE FIRST PLAYER WITH  
**100+ TACKLES AND**  
**9.0+ SACKS IN A SEASON**  
SINCE **2012.**

1 OF 4 PLAYERS WITH  
**200+ TACKLES AND**  
**10.0+ SACKS IN THEIR FIRST**  
**TWO NFL SEASONS**  
DATING BACK TO **1982.**





# BIGGER THAN BALL

The Tampa Bay Buccaneers and the Glazer Family are deeply committed to giving back to the community. Through financial contributions, we support initiatives and organizations in the Tampa Bay area that uplift our community and drive social change.

## WE ARE THE CHANGE: SOCIAL JUSTICE INITIATIVE

Launched in 2018 with a \$1,000,000 Social Justice Fund commitment by the Glazer family and directed by Buccaneers players, the Tampa Bay Buccaneers Social Justice Initiative was created to break down barriers to racial and social equality.

Focusing on youth empowerment, police relations, criminal justice reform and workforce development, the initiative supports year-round player efforts dedicated to achieving social justice through purposeful dialogue and impactful programs that effect meaningful, positive change in the community.



## OUR CIVIC DUTY

We are united against racism and the hatred which fuels it. We will not accept racial injustice, which has been responsible for the indefensible murders of George Floyd, Breonna Taylor, Ahmaud Arbery and so many others.

Families should not have to worry about the safety of their children because of the color of their skin. Change for the black community must happen now and we must lead by our collective actions.

We remain committed to listening and to effecting meaningful change to end systemic injustice.



6.4.20

## PRIORITIZE EQUALITY

VISIT [BUCCANEERS.COM/COMMUNITY](https://www.buccaneers.com/community) TO LEARN MORE



## 2020 TAMPA BAY BUCCANEERS UNOFFICIAL DEPTH CHART

### OFFENSE

<b>WR</b>	13 Mike Evans	10 Scotty Miller	<u>18 Tyler Johnson</u>	85 Jaydon Mickens
<b>TE</b>	87 Rob Gronkowski	88 Tanner Hudson		
<b>LT</b>	76 Donovan Smith	72 Josh Wells		
<b>LG</b>	74 Ali Marpet			
<b>C</b>	66 Ryan Jensen			
<b>RG</b>	64 Aaron Stinnie			
<b>RT</b>	<u>78 Tristan Wirfs</u>	73 Joe Haeg		
<b>TE</b>	84 Cameron Brate	82 Antony Auclair		
<b>WR</b>	14 Chris Godwin	81 Antonio Brown	17 Justin Watson	
<b>QB</b>	12 Tom Brady	11 Blaine Gabbert	4 Ryan Griffin	
<b>RB</b>	27 Ronald Jones II	28 Leonard Fournette	25 LeSean McCoy	<u>30 Ke'Shawn Vaughn</u>

### DEFENSE

<b>DL</b>	93 Ndamukong Suh	95 Jeremiah Ledbetter	<u>94 Khalil Davis</u>
<b>NT</b>	50 Vita Vea	56 Rakeem Nuñez-Roches	
<b>DL</b>	92 William Gholston	96 Steve McLendon	79 Patrick O'Connor
<b>OLB</b>	90 Jason Pierre-Paul	98 Anthony Nelson	
<b>ILB</b>	45 Devin White	51 Kevin Minter	
<b>ILB</b>	54 Lavonte David	41 Deone Bucannon	
<b>OLB</b>	58 Shaquil Barrett	<u>49 Cam Gill</u>	
<b>CB</b>	24 Carlton Davis III	43 Ross Cockrell	
<b>CB</b>	23 Sean Murphy-Bunting	35 Jamel Dean	29 Ryan Smith
<b>S</b>	<u>31 Antoine Winfield Jr.</u>	32 Mike Edwards	
<b>S</b>	33 Jordan Whitehead	26 Andrew Adams	

### SPECIALISTS

<b>P</b>	8 Bradley Pinion		
<b>PK</b>	3 Ryan Succop		
<b>KO</b>	8 Bradley Pinion		
<b>H</b>	8 Bradley Pinion		
<b>LS</b>	97 Zach Triner		
<b>PR</b>	85 Jaydon Mickens	81 Antonio Brown	10 Scotty Miller
<b>KR</b>	85 Jaydon Mickens	<u>18 Tyler Johnson</u>	<u>31 Antoine Winfield Jr.</u>

Rookies Underlined

## 2020 TAMPA BAY BUCCANEERS PRONUNCIATION GUIDE

### PLAYERS

<b>Antony Auclair</b>	Anthony Aw-clare	Rakeem <b>Nuñez-Roches</b>	NOON-yez RO-ches
<b>Lavonte David</b>	luh-VON-tay	Benning <b>Potoa'e</b> (PS)	po-to-AH-E
<b>Leonard Fournette</b>	four-net	<b>Ndamukong Suh</b>	En-dom-ah-ken Soo
<b>William Gholston</b>	GOAL-ston	<b>Ryan Succop</b>	Suck-up
<b>Joe Haeg</b>	*rhymes with vague*	<b>Zach Triner</b>	Trinner
<b>Ali Marpet</b>	Alley Mar-PET	<b>Ke'Shawn Vaughn</b>	KEY-shawn
<b>Steve McLendon</b>	mah-CLEN-don		



2020 TAMPA BAY BUCCANEERS NUMERICAL ROSTER

(as of 1/29/21)									
No.	Name	Pos.	Ht.	Wt.	Age	NFL Exp.	College	Hometown	How Acq.
3	Ryan Succop	K	6-2	218	34	12	South Carolina	Hickory, NC	FA-'20
4	Ryan Griffin	QB	6-5	210	31	7	Tulane	Westlake Village, CA	W (NO)-'15
8	Bradley Pinion	P	6-5	229	26	6	Clemson	Concord, NC	UFA (SF)-19
10	Scotty Miller	WR	5-9	174	23	2	Bowling Green	Barrington, IL	D6-'19
11	Blaine Gabbert	QB	6-5	235	31	10	Missouri	Ballwin, MO	FA-'19
12	Tom Brady	QB	6-4	225	43	21	Michigan	San Mateo, CA	UFA (NE)-'20
13	Mike Evans	WR	6-5	231	27	7	Texas A&M	Galveston, TX	D1-'14
14	Chris Godwin	WR	6-1	209	25	4	Penn State	Middletown, DE	D3a-'17
17	Justin Watson	WR	6-3	215	24	3	Pennsylvania	Bridgeville, PA	D5-'18
18	Tyler Johnson	WR	6-1	206	22	R	Minnesota	Minneapolis, MN	D5-'20
23	Sean Murphy-Bunting	CB	6-0	195	23	2	Central Michigan	Macomb, MI	D2-'19
24	Carlton Davis III	CB	6-1	206	24	3	Auburn	Miami, FL	D2c-'18
25	LeSean McCoy	RB	5-11	210	32	12	Pittsburgh	Harrisburg, PA	UFA (KC)-'20
26	Andrew Adams	S	5-11	202	28	5	Connecticut	College Park, GA	FA-'19
27	Ronald Jones II	RB	5-11	208	23	3	USC	McKinney, TX	D2a-'18
28	Leonard Fournette	RB	6-0	228	26	4	LSU	New Orleans, LA	FA-'20
29	Ryan Smith	CB	5-11	189	27	5	North Carolina Central	Upper Marlboro, MD	D4-'16
30	Ke'Shawn Vaughn	RB	5-10	214	23	R	Vanderbilt	Nashville, TN	D3-'20
31	Antoine Winfield Jr.	S	5-9	203	22	R	Minnesota	The Woodlands, TX	D2-'20
32	Mike Edwards	S	5-10	205	24	2	Kentucky	Cincinnati, OH	D3b-'19
33	Jordan Whitehead	S	5-10	198	23	3	Pittsburgh	Aliquippa, PA	D4-'18
35	Jamel Dean	CB	6-1	206	24	2	Auburn	Cocoa, FL	D3a-'19
41	Deone Bucannon	LB	6-1	211	28	7	Washington State	Oakland, CA	FA-'20
43	Ross Cockrell	CB	6-0	191	29	7	Duke	Hazlet, NJ	FA-'20
45	Devin White	ILB	6-0	237	23	2	LSU	Springhill, LA	D1-'19
49	Cam Gill	OLB	6-3	240	23	R	Wagner	Douglasville, GA	FA-'20
50	Vita Vea	NT	6-4	347	26	3	Washington	Milpitas, CA	D1-'18
51	Kevin Minter	ILB	6-0	246	30	8	LSU	Suwanee, GA	FA-'18
54	Lavonte David	ILB	6-1	233	31	9	Nebraska	Miami, FL	D2-'12
56	Rakeem Nuñez-Roches	DL	6-2	307	27	6	Southern Miss	Phenix City, AL	FA-'18
58	Shaquil Barrett	OLB	6-2	250	28	7	Colorado State	Baltimore, MD	UFA (DEN)-'19
64	Aaron Stinnie	G	6-3	312	27	3	James Madison	Charlottesville, VA	W (TEN) - '19
66	Ryan Jensen	C	6-4	319	29	7	Colorado State-Pueblo	Fort Morgan, CO	UFA (BAL)-'18
72	Josh Wells	T	6-6	306	30	6	James Madison	Mechanicsville, VA	FA-'19
73	Joe Haeg	T	6-6	298	27	5	North Dakota State	Lake Shore, MN	UFA (IND)-'20
74	Ali Marpet	G	6-4	307	27	6	Hobart	Hastings-on-Hudson, NY	D2b-'15
76	Donovan Smith	T	6-6	338	27	6	Penn State	Owings Mills, MD	D2a-'15
78	Tristan Wirfs	T	6-5	320	22	R	Iowa	Mount Vernon, IA	D1-'20
79	Patrick O'Connor	DL	6-4	270	27	2	Eastern Michigan	Chicago, IL	FA-'17
81	Antonio Brown	WR	5-10	185	32	10	Central Michigan	Miami, FL	FA-'20
82	Antony Auclair	TE	6-6	256	27	4	Laval	Montreal, Quebec	FA-'17
84	Cameron Brate	TE	6-5	245	29	6	Harvard	Naperville, IL	FA-'15
85	Jaydon Mickens	WR	5-11	170	26	3	Washington	Los Angeles, CA	FA-'19
87	Rob Gronkowski	TE	6-6	265	31	10	Arizona	Woodland Hills, PA	T (NE)-'20
88	Tanner Hudson	TE	6-5	239	26	2	Southern Arkansas	Camden, TN	FA-'18
90	Jason Pierre-Paul	OLB	6-5	275	32	11	South Florida	Deerfield Beach, FL	T (NYG)-'18
92	William Gholston	DL	6-6	281	29	8	Michigan State	Detroit, MI	D4b-'13
93	Ndamukong Suh	DL	6-4	313	34	11	Nebraska	Portland, OR	UFA (LAR)-'19
94	Khalil Davis	DL	6-1	308	24	R	Nebraska	Blue Springs, MO	D6-'20
95	Jeremiah Ledbetter	DL	6-3	295	26	2	Arkansas	Gainesville, GA	FA-'19
96	Steve McLendon	NT	6-3	310	35	11	Troy	Ozark, AL	T (NYJ)-'20
97	Zach Triner	LS	6-3	245	30	2	Assumption	Marshfield, MA	FA-'19
98	Anthony Nelson	OLB	6-7	271	24	2	Iowa	Urbandale, IA	D4-'19

PRACTICE SQUAD

No.	Name	Pos.	Ht.	Wt.	Age	NFL Exp.	College	Hometown	How Acq.
1	Greg Joseph	K	6-0	210	26	2	Florida Atlantic	Delray Beach, FL	FA-'20
6	Drew Stanton	QB	6-3	226	36	13	Michigan State	Okemos, MI	FA-'20
9	Matt Wile	P	6-2	225	28	2	Michigan	San Diego, CA	FA-'20
15	Cyril Grayson	WR	5-9	183	27	1	LSU	Kenner, LA	FA-'19
16	Travis Jonsen	WR	6-4	211	24	R	Montana State	Fullerton, CA	FA-'20
34	Javon Hagan	S	6-0	215	24	R	Ohio	Jacksonville, FL	FA-'20
36	Herb Miller	CB	6-2	190	23	1	Florida Atlantic	Miramar, FL	FA-'19
52	Garrison Sanborn	LS	6-1	240	35	11	Florida State	Tampa, FL	FA-'20
57	Quinton Bell	OLB	6-4	253	24	1	Prairie View A&M	Long Beach, CA	FA-'19
62	Ted Larsen	OL	6-3	323	33	11	North Carolina State	Palm Harbor, FL	FA-'20
70	Earl Watford	OL	6-4	295	30	8	James Madison	Philadelphia, PA	FA-'20
71	Kobe Smith	DL	6-2	300	22	R	South Carolina	Lawrenceville, GA	FA-'20
75	John Molchon	G	6-5	309	24	R	Boise State	Las Vegas, NV	FA-'20
86	Codey McElroy	TE	6-6	258	28	1	Southeastern Oklahoma St.	Chattanooga, OK	FA-'19
89	Josh Pearson	WR	6-4	205	23	R	Jacksonville State	Decatur, AL	FA-'20
91	Benning Potoa'e	DL	6-3	290	24	R	Washington	DuPont, WA	FA-'20

RESERVE/COVID-19

No.	Name	Pos.	Ht.	Wt.	Age	NFL Exp.	College	HS Hometown	How Acq.
-----	------	------	-----	-----	-----	----------	---------	-------------	----------

INJURED RESERVE

No.	Name	Pos.	Ht.	Wt.	Age	NFL Exp.	College	HS Hometown	How Acq.
5	John Franklin III	WR	6-1	186	26	1	Florida Atlantic	Fort Lauderdale, FL	FA-'19
22	T.J. Logan	RB	5-11	195	26	4	North Carolina	Greensboro, NC	W (ARI)-'19
44	Kenjon Barner	RB	5-9	195	31	7	Oregon	Lynwood, CA	FA-'20
62	A.Q. Shipley	C	6-1	307	34	9	Penn State	Coraopolis, PA	FA-'20
65	Alex Cappa	G	6-6	305	26	3	Humboldt State	Dublin, CA	D3-'18
80	O.J. Howard	TE	6-6	251	26	4	Alabama	Prattville, AL	D1-'17

Head Coach: Bruce Arians

Assistant Coaches: Harold Goodwin (assistant head coach/run game coordinator); Keith Armstrong (special teams coordinator); Todd Bowles (defensive coordinator); Byron Leftwich (offensive coordinator); Tim Atkins (defensive quality control); Cory Bichey (assistant strength & conditioning); Chris Boniol (specialists); Mike Caldwell (inside linebackers); Mike Chiurco (assistant to the head coach); Clyde Christensen (quarterbacks); Rick Christophel (tight ends); Larry Foote (outside linebackers); Kevin Garver (wide receivers); Joe Gilbert (offensive line); Cody Grimm (defensive/special teams assistant); Maral Javadifar (assistant strength & conditioning); Roger Kingdom (speed & conditioning); Lori Locust (assistant defensive line); Todd McNair (running backs); Anthony Piroli (head strength & conditioning); Antwaan Randle El (offensive assistant); Nick Rapone (safeties); Kacy Rodgers (defensive line); Kevin Ross (cornerbacks); Keith Tandy (assistant special teams); John Van Dam (offensive quality control); Chad Wade (assistant strength & conditioning)

## 2020 TAMPA BAY BUCCANEERS ALPHABETICAL ROSTER

(as of 1/29/21)

No.	Name	Pos.	Ht.	Wt.	Birthdate	NFL Exp.	College	Hometown	2020 GP/GS
26	Adams, Andrew	S	5-11	202	10/28/1992	5	Connecticut	College Park, GA	20/0
82	Auclair, Antony	TE	6-6	256	5/28/1993	4	Laval	Quebec, Canada	8/2
58	Barrett, Shaquil	OLB	6-2	250	11/17/1992	7	Colorado State	Baltimore, MD	20/20
12	Brady, Tom	QB	6-4	225	8/3/1977	21	Michigan	San Mateo, CA	20/20
84	Brate, Cameron	TE	6-5	245	7/3/1991	6	Harvard	Naperville, IL	20/2
81	Brown, Antonio	WR	5-10	185	7/10/1988	10	Central Michigan	Miami, FL	11/5
41	Bucannon, Deone	LB	6-1	211	8/30/1992	7	Washington State	Oakland, CA	4/0
43	Cockrell, Ross	CB	6-0	191	8/6/1991	7	Duke	Hazlet, NJ	16/2
54	David, Lavonte	ILB	6-1	233	1/23/1990	9	Nebraska	Miami, FL	20/20
24	Davis III, Carlton	CB	6-1	206	12/31/1996	3	Auburn	Miami, FL	18/18
94	Davis, Khalil	DL	6-1	308	8/22/1996	R	Nebraska	Blue Springs, MO	4/0
35	Dean, Jamel	CB	6-1	206	10/15/1996	2	Auburn	Cocoa, FL	18/11
32	Edwards, Mike	S	5-10	205	5/18/1996	2	Kentucky	Cincinnati, OH	20/1
13	Evans, Mike	WR	6-5	231	8/21/1993	7	Texas A&M	Galveston, TX	20/20
28	Fournette, Leonard	RB	6-0	228	1/18/1995	4	LSU	New Orleans, LA	17/7
11	Gabbert, Blaine	QB	6-5	235	10/15/1989	10	Missouri	Ballwin, MO	5/0
92	Gholston, William	DL	6-6	281	7/31/1991	8	Michigan State	Detroit, MI	20/11
14	Godwin, Chris	WR	6-1	209	2/27/1996	4	Penn State	Middletown, DE	16/16
49	Gill, Cam	OLB	6-3	240	12/14/1997	R	Wagner	Douglasville, GA	16/0
4	Griffin, Ryan	QB	6-5	210	11/17/1989	7	Tulane	Westlake Village, CA	0/0
87	Gronkowski, Rob	TE	6-6	265	5/14/1989	10	Arizona	Woodland Hills, PA	20/20
73	Haeg, Joe	T	6-6	298	3/11/1993	5	North Dakota State	Lake Shore, MN	16/3
88	Hudson, Tanner	TE	6-5	239	11/12/1994	2	Southern Arkansas	Camden, TN	14/0
66	Jensen, Ryan	C	6-4	319	5/27/1991	7	Colorado State-Pueblo	Fort Morgan, CO	20/20
18	Johnson, Tyler	WR	6-1	206	8/25/1998	R	Minnesota	Minneapolis, MN	18/3
27	Jones II, Ronald	RB	5-11	208	8/3/1997	3	USC	McKinney, TX	17/13
95	Ledbetter, Jeremiah	DL	6-3	295	6/2/1994	2	Arkansas	Gainesville, GA	3/0
74	Marpet, Ali	G	6-4	307	4/17/1993	6	Hobart	Hastings-on-Hudson, NY	17/17
25	McCoy, LeSean	RB	5-11	210	7/12/1988	12	Pittsburgh	Harrisburg, PA	12/0
96	McLendon, Steve	NT	6-3	310	1/3/1986	11	Troy	Ozark, AL	18/6*
85	Mickens, Jaydon	WR	5-11	170	4/21/1994	3	Washington	Los Angeles, CA	14/0
10	Miller, Scotty	WR	5-9	174	7/31/1997	2	Bowling Green	Barrington, IL	20/8
51	Minter, Kevin	ILB	6-0	246	12/3/1990	8	LSU	Suwanee, GA	19/1
23	Murphy-Bunting, Sean	CB	6-0	195	6/19/1997	2	Central Michigan	Macomb, MI	20/16
98	Nelson, Anthony	OLB	6-7	271	3/4/1997	2	Iowa	Urbandale, IA	20/1
56	Núñez-Roches, Rakeem	DL	6-2	307	7/3/1993	6	Southern Miss	Phenix City, AL	20/14
79	O'Connor, Patrick	DL	6-4	270	11/1/1993	2	Eastern Michigan	Chicago, IL	20/0
90	Pierre-Paul, Jason	OLB	6-5	275	1/1/1989	11	USF	Deerfield Beach, FL	20/20
8	Pinion, Bradley	P	6-5	229	6/1/1994	6	Clemson	Concord, NC	20/0
76	Smith, Donovan	T	6-6	338	6/23/1993	6	Penn State	Owings Mills, MD	19/19
29	Smith, Ryan	CB	5-11	189	9/7/1993	5	North Carolina Central	Upper Marlboro, MD	20/0
64	Stinnie, Aaron	G	6-3	312	2/18/1994	3	James Madison	Charlottesville, VA	9/3
3	Succop, Ryan	K	6-2	218	9/19/1986	12	South Carolina	Hickory, NC	20/0
93	Suh, Ndamukong	DL	6-4	313	1/6/1987	11	Nebraska	Portland, OR	20/20
97	Triner, Zach	LS	6-3	245	1/30/1991	2	Assumption	Marshfield, MA	20/0
30	Vaughn, Ke'Shawn	RB	5-10	214	5/4/1997	R	Vanderbilt	Nashville, TN	11/0
50	Vea, Vita	NT	6-4	347	2/5/1995	3	Washington	Milpitas, CA	7/5
17	Watson, Justin	WR	6-3	215	4/4/1996	3	Pennsylvania	Bridgeville, PA	12/2
72	Wells, Josh	T	6-6	306	2/14/1991	6	James Madison	Mechanicsville, VA	19/1
45	White, Devin	ILB	6-0	237	2/17/1998	2	LSU	Springhill, LA	18/18
33	Whitehead, Jordan	S	5-10	198	3/18/1997	3	Pittsburgh	Aliquippa, PA	20/20
31	Winfield Jr., Antoine	S	5-9	203	8/16/1998	R	Minnesota	The Woodlands, TX	19/19
78	Wirfs, Tristan	T	6-5	320	1/24/1999	R	Iowa	Mount Vernon, IA	20/20

\*McLendon started six games with the New York Jets. Prorise played in 10 games with the Houston Texans.

### PRACTICE SQUAD

No.	Name	Pos.	Ht.	Wt.	Birthdate	NFL Exp.	College	Hometown	2020 GP/GS
57	Bell, Quinton	OLB	6-4	253	5/9/1996	1	Prairie View A&M	Long Beach, CA	5/0
15	Grayson, Cyril	WR	5-9	183	12/5/1993	1	LSU	Kenner, LA	3/0
34	Hagan, Javon	S	6-0	215	2/22/1997	R	Ohio	Jacksonville, FL	1/0
16	Jonsen, Travis	WR	6-4	211	10/16/1996	R	Montana State	Fullerton, CA	0/0
1	Joseph, Greg	K	6-0	210	8/4/1994	2	Florida Atlantic	Delray Beach, FL	0/0
62	Larsen, Ted	OL	6-3	323	6/13/1987	11	North Carolina State	Palm Harbor, FL	2/0
86	McElroy, Codey	TE	6-6	258	12/13/1992	1	Southeastern Oklahoma St.	Frederick, OK	0/0
36	Miller, Herb	CB	6-2	190	11/11/1997	1	Florida Atlantic	Miramar, FL	4/0
75	Molchon, John	G	6-5	309	2/2/1997	R	Boise State	Las Vegas, NV	0/0
89	Pearson, Josh	WR	6-4	205	6/13/1997	R	Jacksonville State	Decatur, AL	0/0
91	Potoa'e, Benning	DL	6-3	290	9/17/1996	R	Washington	DuPont, WA	2/0
52	Sanborn, Garrison	LS	6-1	240	7/13/1985	11	Florida State	Tampa, FL	0/0
71	Smith, Kobe	DL	6-2	300	6/23/1998	R	South Carolina	Lawrenceville, GA	0/0
6	Stanton, Drew	QB	6-3	226	5/7/1984	13	Michigan State	Okemos, MI	0/0
70	Watford, Earl	OL	6-4	295	6/24/1990	8	James Madison	Philadelphia, PA	0/0
9	Wile, Matt	P	6-2	225	6/20/1992	2	Michigan	San Diego, CA	0/0

### RESERVE/COVID-19

No.	Name	Pos.	Ht.	Wt.	Birthdate	NFL Exp.	College	Hometown	2020 GP/GS
-----	------	------	-----	-----	-----------	----------	---------	----------	------------

### INJURED RESERVE

No.	Name	Pos.	Ht.	Wt.	Birthdate	NFL Exp.	College	Hometown	2020 GP/GS
44	Barner, Kenjon	RB	5-9	195	4/28/1989	7	Oregon	Lynwood, CA	5/0
65	Cappa, Alex	G	6-6	305	1/27/1995	3	Humboldt State	Dublin, CA	17/17
5	Franklin III, John	WR	6-1	186	9/21/1994	1	Florida Atlantic	Fort Lauderdale, FL	0/0
80	Howard, O.J.	TE	6-6	251	11/18/1994	4	Alabama	Prattville, AL	4/1
22	Logan, T.J.	RB	5-11	195	9/3/1994	4	North Carolina	Greensboro, NC	0/0
62	Shipley, A.Q.	C	6-1	307	5/22/1986	9	Penn State	Coraopolis, PA	5/2

Head Coach: Bruce Arians

Assistant Coaches: Harold Goodwin (assistant head coach/run game coordinator); Keith Armstrong (special teams coordinator); Todd Bowles (defensive coordinator); Byron Leftwich (offensive coordinator); Tim Atkins (defensive quality control); Cory Bichey (assistant strength & conditioning); Chris Boniol (specialists); Mike Caldwell (inside linebackers); Mike Chiurco (assistant to the head coach); Clyde Christensen (quarterbacks); Rick Christophel (tight ends); Larry Foote (outside linebackers); Kevin Garver (wide receivers); Joe Gilbert (offensive line); Cody Grimm (defensive/special teams assistant); Maral Javadifar (assistant strength & conditioning); Roger Kingdom (speed & conditioning); Lori Locust (assistant defensive line); Todd McNair (running backs); Anthony Piroli (head strength & conditioning); Antwaan Randle El (offensive assistant); Nick Rapone (safeties); Kacy Rodgers (defensive line); Kevin Ross (cornerbacks); Keith Tandy (special teams assistant); John Van Dam (offensive quality control); Chad Wade (assistant strength & conditioning)



## **2020 TAMPA BAY BUCCANEERS ROSTER BY POSITION**

No.	Name	Pos.	College	Ht.	Wt.	Age	NFL Exp.
<b><u>Defensive Linemen (8)</u></b>							
94	Khalil Davis	DL	Nebraska	6-1	308	24	R
92	William Gholston	DL	Michigan State	6-6	281	29	8
95	Jeremiah Ledbetter	DL	Arkansas	6-3	295	26	2
96	Steve McLendon	NT	Troy	6-3	310	35	11
56	Rakeem Nuñez-Roches	DL	Southern Miss	6-2	307	27	6
79	Patrick O'Connor	DL	Eastern Michigan	6-4	270	27	2
93	Ndamukong Suh	DL	Nebraska	6-4	313	32	11
50	Vita Vea	DL	Washington	6-4	347	26	3
<b><u>Outside Linebacker (4)</u></b>							
58	Shaquil Barrett	OLB	Colorado State	6-2	250	28	7
49	Cam Gill	OLB	Wagner	6-3	240	23	R
98	Anthony Nelson	OLB	Iowa	6-7	271	24	2
90	Jason Pierre-Paul	OLB	South Florida	6-5	275	32	11
<b><u>Inside Linebacker (4)</u></b>							
41	Deone Bucannon	ILB	Washington State	6-1	211	28	7
54	Lavonte David	ILB	Nebraska	6-1	233	31	9
51	Kevin Minter	ILB	LSU	6-0	246	30	8
45	Devin White	ILB	LSU	6-0	237	23	2
<b><u>Cornerback (5)</u></b>							
43	Ross Cockrell	CB	Duke	6-0	191	29	7
24	Carlton Davis III	CB	Auburn	6-1	206	24	3
35	Jamel Dean	CB	Auburn	6-1	206	24	2
23	Sean Murphy-Bunting	CB	Central Michigan	6-1	195	23	2
29	Ryan Smith	CB	North Carolina Central	5-11	189	27	5
<b><u>Safety (4)</u></b>							
26	Andrew Adams	S	Connecticut	5-11	202	28	5
32	Mike Edwards	S	Kentucky	5-10	205	24	2
33	Jordan Whitehead	S	Pittsburgh	5-10	198	22	3
31	Antoine Winfield Jr.	S	Minnesota	5-9	203	22	R
<b><u>Long Snapper (1)</u></b>							
97	Zach Triner	LS	Assumption	6-3	245	30	2
<b><u>Punter (1)</u></b>							
8	Bradley Pinion	P	Clemson	6-5	229	26	6
<b><u>Kicker (1)</u></b>							
3	Ryan Succop	K	South Carolina	6-2	218	34	12
<b><u>Offensive Line (8)</u></b>							
73	Joe Haeg	T	North Dakota State	6-6	298	27	5
66	Ryan Jensen	C	Colorado State-Pueblo	6-4	319	29	7
74	Ali Marpet	G	Hobart	6-4	307	27	6
76	Donovan Smith	T	Penn State	6-6	338	27	6
64	Aaron Stinnie	G	James Madison	6-3	312	27	3
72	Josh Wells	T	James Madison	6-6	306	30	6
78	Tristan Wirfs	T	Iowa	6-5	320	22	R
<b><u>Tight End (4)</u></b>							
82	Antony Auclair	TE	Laval	6-6	256	27	4
84	Cameron Brate	TE	Harvard	6-5	235	29	6
87	Rob Gronkowski	TE	Arizona	6-6-	265	31	10
88	Tanner Hudson	TE	Southern Arkansas	6-5	239	26	4
<b><u>Running Back (4)</u></b>							
28	Leonard Fournette	RB	LSU	6-0	228	26	4
27	Ronald Jones II	RB	USC	5-11	208	23	3
25	LeSean McCoy	RB	Pittsburgh	5-11	210	32	12
30	Ke'Shawn Vaughn	RB	Vanderbilt	5-10	214	23	R
<b><u>Wide Receiver (7)</u></b>							
81	Antonio Brown	WR	Central Michigan	5-10	185	32	10
13	Mike Evans	WR	Texas A&M	6-5	231	27	7
12	Chris Godwin	WR	Penn State	6-1	209	25	4
18	Tyler Johnson	WR	Minnesota	6-1	206	22	R
85	Jaydon Mickens	WR	Washington	5-11	170	26	3
10	Scotty Miller	WR	Bowling Green	5-9	174	23	2
17	Justin Watson	WR	Pennsylvania	6-3	215	24	3
<b><u>Quarterback (3)</u></b>							
12	Tom Brady	QB	Michigan	6-4	225	43	21
11	Blaine Gabbert	QB	Missouri	6-5	235	31	10
4	Ryan Griffin	QB	Tulane	6-5	210	31	7

## 2020 TAMPA BAY BUCCANEERS BY EXPERIENCE

										(as of 1/29/21)
No.	Name	Pos.	Ht.	Wt.		Age	NFL Exp.	College	Hometown	How Acq.
<b>21st Year (1)</b>										
12	Brady, Tom	QB	6-4	225	8/3/1977	43	21	Michigan	San Mateo, CA	UFA (NE)-'20
<b>12th Year (2)</b>										
25	McCoy, LeSean	RB	5-11	210	7/12/1988	32	12	Pittsburgh	Harrisburg, PA	UFA (KC)-'20
3	Succop, Ryan	K	6-2	218	9/19/1986	34	12	South Carolina	Hickory, NC	FA-'20
<b>11th Year (3)</b>										
90	Pierre-Paul, Jason	OLB	6-5	275	1/1/1989	32	11	South Florida	Deerfield Beach, FL	T (NYG)-'18
96	McLendon, Steve	NT	6-3	310	1/3/1986	35	11	Troy	Ozark, AL	T(NYJ)-'20
93	Suh, Ndamukong	DL	6-4	313	1/6/1987	34	11	Nebraska	Portland, OR	UFA (LAR)-'19
<b>10th Year (3)</b>										
81	Brown, Antonio	WR	5-10	185	7/10/1988	32	10	Central Michigan	Miami, FL	FA-'20
11	Gabbert, Blaine	QB	6-5	235	10/15/1989	31	10	Missouri	Ballwin, MO	FA-'19
87	Gronkowski, Rob	TE	6-6	265	5/14/1989	31	10	Arizona	Woodland Hills, PA	T (NE)-'20
<b>9th Year (1)</b>										
54	David, Lavonte	ILB	6-1	233	1/23/1990	31	9	Nebraska	Miami, FL	D2-'12
<b>8th Year (2)</b>										
92	Gholston, William	DL	6-6	281	7/31/1991	29	8	Michigan State	Detroit, MI	D4b-'13
51	Minter, Kevin	ILB	6-0	246	12/3/1990	30	8	LSU	McKinney, TX	FA-'18
<b>7th Year (6)</b>										
58	Barrett, Shaquil	OLB	6-2	250	11/17/1992	28	7	Colorado State	Baltimore, MD	UFA (DEN)-'19
41	Bucannon, Deone	ILB	6-1	211	8/30/1992	28	7	Washington State	Oakland, CA	FA-'20
43	Cockrell, Ross	CB	6-0	191	8/6/1991	29	7	Duke	Hazlet, NJ	FA-'20
13	Evans, Mike	WR	6-5	231	8/26/1995	25	7	Texas A&M	Galveston, TX	D1-'14
4	Griffin, Ryan	QB	6-5	210	11/17/1989	31	7	Tulane	Westlake Village, CA	W (NO)-'15
66	Jensen, Ryan	C	6-4	319	5/27/1991	29	6	Colorado State-Pueblo	Fort Morgan, CO	UFA (BAL)-'18
<b>6th Year (6)</b>										
84	Brate, Cameron	TE	6-5	235	7/3/1991	29	6	Harvard	Naperville, IL	FA-'15
74	Marpet, Ali	G	6-4	307	4/17/1993	27	6	Hobart	Hastings-on-Hudson, NY	D2b-'15
56	Núñez-Roches, Rakeem	DL	6-2	307	7/3/1993	27	6	Southern Miss	Phenix City, AL	FA-'18
8	Pinion, Bradley	P	6-5	229	6/1/1994	26	6	Clemson	Concord, NC	UFA (SF)-'19
76	Smith, Donovan	T	6-6	338	6/23/1993	27	6	Penn State	Owings Mills, MD	D2a-'15
72	Wells, Josh	T	6-6	306	2/14/1991	30	6	James Madison	Mechanicsburg, VA	FA-'19
<b>5th Year (3)</b>										
26	Adams, Andrew	S	5-11	202	10/28/1992	28	5	Connecticut	College Park, GA	FA-'19
73	Haeg, Joe	T	6-6	298	3/11/1993	27	5	North Dakota State	Lake Shore, MN	UFA (IND)-'20
29	Smith, Ryan	CB	5-11	189	9/7/1993	27	5	North Carolina Central	Upper Marlboro, MD	D4-'16
<b>4th Year (3)</b>										
82	Antony Auclair	TE	6-6	256	5/28/1993	27	4	Laval	Quebec, Canada	FA-'17
28	Fournette, Leonard	RB	6-0	228	1/18/1995	26	4	LSU	New Orleans, LA	FA-'20
12	Godwin, Chris	WR	6-1	209	2/27/1996	25	4	Penn State	Middletown, DE	D3a-'17
<b>3rd Year (7)</b>										
24	Davis III, Carlton	CB	6-1	206	12/31/1996	24	3	Auburn	Miami, FL	D2c-'18
27	Jones II, Ronald	RB	5-11	208	8/3/1997	23	3	USC	McKinney, TX	D2a-'18
85	Mickens, Jaydon	WR	5-11	170	4/21/1994	25	3	Washington	Los Angeles, CA	FA-'19
64	Stinnie, Aaron	G	6-3	312	2/18/1994	27	3	James Madison	Charlottesville, VA	W (TEN)-'19
50	Vea, Vita	DL	6-4	347	2/5/1995	26	3	Washington	Milpitas, CA	D1-'18
17	Watson, Justin	WR	6-3	215	4/4/1996	24	3	Pennsylvania	Bridgeville, PA	D5-'18
33	Whitehead, Jordan	S	5-10	198	3/18/1997	23	3	Pittsburgh	Aliquippa, PA	D4-'18
<b>2nd Year (10)</b>										
35	Dean, Jamel	CB	6-1	206	10/15/1996	24	2	Auburn	Cocoa, FL	D3a-'19
32	Edwards, Mike	S	5-10	205	5/18/1996	24	2	Kentucky	Cincinnati, OH	D3b-'19
88	Hudson, Tanner	TE	6-5	239	11/12/1994	26	2	Southern Arkansas	Camden, TN	FA-'18
95	Ledbetter, Jeremiah	DL	6-3	295	6/2/1994	26	2	Arkansas	Gainesville, GA	FA-'19
10	Miller, Scotty	WR	5-9	174	7/31/1997	23	2	Bowling Green	Barrington, IL	D6-'19
23	Murphy-Bunting, Sean	CB	6-0	195	6/19/1997	23	2	Central Michigan	Macomb, MI	D2-'19
98	Nelson, Anthony	OLB	6-7	271	3/4/1997	24	2	Iowa	Urbandale, IA	D4-'19
79	O'Connor, Patrick	DL	6-4	270	11/1/1993	27	2	Eastern Michigan	Chicago, IL	FA-'17
97	Triner, Zach	LS	6-3	245	1/30/1991	30	2	Assumption	Marshfield, MA	FA-'19
45	White, Devin	ILB	6-0	237	2/17/1998	23	2	LSU	Springhill, LA	D1-'19
<b>Rookies/1st Year (6)</b>										
94	Davis, Khalil	DL	6-1	308	8/22/1996	24	R	Nebraska	Blue Springs, MO	D6-'20
49	Gill, Cam	OLB	6-3	240	12/14/1997	23	R	Wagner	Douglasville, GA	FA-'20
18	Johnson, Tyler	WR	6-1	206	8/25/1998	22	R	Minnesota	Minneapolis, MN	D5-'20
30	Vaughn, Ke'Shawn	RB	5-10	214	5/4/1997	23	R	Vanderbilt	Nashville, TN	D3-'20
31	Winfield Jr., Antoine	S	5-9	203	8/16/1998	22	R	Minnesota	The Woodlands, TX	D2-'20
78	Wirfs, Tristan	T	6-5	320	1/24/1999	22	R	Iowa	Mount Vernon, IA	D1-'20



## 2020 TAMPA BAY BUCCANEERS - HOW THEY WERE BUILT

	<u>DRAFT</u>	<u>TRADES</u>	<u>WAIVERS</u>	<u>FREE AGENTS</u>
2012	Lavonte David (2)			
2013	William Gholston (4b)			
2014	Mike Evans (1)			
2015	Donovan Smith (2a) Ali Marpet (2b)		Ryan Griffin (NO)	Cameron Brate
2016	Ryan Smith (4)			
2017	Chris Godwin (3a)			Antony Auclair Patrick O'Connor
2018	Vita Vea (1) Ronald Jones II (2a) Carlton Davis III (2c) Jordan Whitehead (4) Justin Watson (5)	Jason Pierre-Paul (NYG)		Tanner Hudson Ryan Jensen (BAL) Kevin Minter Rakeem Nuñez-Roches
2019	Devin White (1) Sean Murphy-Bunting (2) Jamel Dean (3a) Mike Edwards (3b) Anthony Nelson (4) Scotty Miller (6)		Aaron Stinnie (TEN)	Andrew Adams Shaquil Barrett (DEN) Blaine Gabbert Jeremiah Ledbetter Bradley Pinion (SF) Ndamukong Suh (LAR) Zach Triner Josh Wells
2020	Tristan Wirfs (1) Antoine Winfield Jr. (2) Ke'Shawn Vaughn (3) Tyler Johnson (5) Khalil Davis (6)	Rob Gronkowski (NE) Steve McLendon (NYJ)		Tom Brady (NE) Antonio Brown Deone Bucannon Ross Cockrell Leonard Fournette (JAC) Cam Gill (R) Joe Haeg (IND) LeSean McCoy (KC) Jaydon Mickens Ryan Succop (TEN)

# 2020 GAME-BY-GAME STARTERS

## OFFENSE

OPP	WR	LT	LG	C	RG	RT	TE/WR	WR	TE	RB	QB	OTHER
@NO	M. Evans	D. Smith	A. Marpet	R. Jensen	A. Cappa	T. Wirfs	S. Miller	C. Godwin	R. Gronkowski	R. Jones	T. Brady	
CAR	M. Evans	D. Smith	A. Marpet	R. Jensen	A. Cappa	T. Wirfs	S. Miller	J. Watson	R. Gronkowski	R. Jones	T. Brady	
@DEN	M. Evans	D. Smith	A. Marpet	R. Jensen	A. Cappa	T. Wirfs	O. Howard	C. Godwin	R. Gronkowski	R. Jones	T. Brady	
LAC	M. Evans	D. Smith	A. Marpet	R. Jensen	A. Cappa	T. Wirfs	S. Miller	J. Watson	R. Gronkowski	R. Jones	T. Brady	
@CHI	M. Evans	D. Smith	A. Marpet	R. Jensen	A. Cappa	T. Wirfs	S. Miller	T. Johnson	R. Gronkowski	R. Jones	T. Brady	
GB	M. Evans	D. Smith	A. Marpet	R. Jensen	A. Cappa	T. Wirfs	T. Johnson	C. Godwin	R. Gronkowski	R. Jones	T. Brady	J. Haeg
@LVR	M. Evans	D. Smith	A. Marpet	R. Jensen	A. Cappa	T. Wirfs	---	C. Godwin	R. Gronkowski	R. Jones	T. Brady	J. Haeg
@NYG	M. Evans	D. Smith	A. Marpet	R. Jensen	A. Cappa	T. Wirfs	---	S. Miller	R. Gronkowski	R. Jones	T. Brady	
NO	M. Evans	D. Smith	J. Haeg	R. Jensen	A. Cappa	T. Wirfs	A. Auclair	C. Godwin	R. Gronkowski	R. Jones	T. Brady	
@CAR	M. Evans	D. Smith	R. Jensen	A. Shipley	A. Cappa	T. Wirfs	C. Brate	C. Godwin	R. Gronkowski	R. Jones	T. Brady	
LAR	M. Evans	D. Smith	R. Jensen	A. Shipley	A. Cappa	T. Wirfs	A. Brown	C. Godwin	R. Gronkowski	R. Jones	T. Brady	
KC	M. Evans	D. Smith	A. Marpet	R. Jensen	A. Cappa	T. Wirfs	T. Johnson	C. Godwin	R. Gronkowski	R. Jones	T. Brady	
MIN	M. Evans	D. Smith	A. Marpet	R. Jensen	A. Cappa	T. Wirfs	A. Auclair	C. Godwin	R. Gronkowski	R. Jones	T. Brady	
@ATL	M. Evans	J. Wells	A. Marpet	R. Jensen	A. Cappa	T. Wirfs	A. Brown	C. Godwin	R. Gronkowski	L. Fournette	T. Brady	
@DET	M. Evans	D. Smith	A. Marpet	R. Jensen	A. Cappa	T. Wirfs	A. Brown	C. Godwin	R. Gronkowski	L. Fournette	T. Brady	
ATL	M. Evans	D. Smith	A. Marpet	R. Jensen	A. Cappa	T. Wirfs	A. Brown	C. Godwin	R. Gronkowski	L. Fournette	T. Brady	
@WAS	M. Evans	D. Smith	A. Marpet	R. Jensen	A. Cappa	T. Wirfs	C. Brate	C. Godwin	R. Gronkowski	L. Fournette	T. Brady	
@NO	M. Evans	D. Smith	A. Marpet	R. Jensen	A. Stinnie	T. Wirfs	A. Brown	C. Godwin	R. Gronkowski	L. Fournette	T. Brady	
@GB	M. Evans	D. Smith	A. Marpet	R. Jensen	A. Stinnie	T. Wirfs	S. Miller	C. Godwin	R. Gronkowski	L. Fournette	T. Brady	
KC	M. Evans	D. Smith	A. Marpet	R. Jensen	A. Stinnie	T. Wirfs	S. Miller	C. Godwin	R. Gronkowski	L. Fournette	T. Brady	

## DEFENSE

OPP	DL	NT	DL	OLB	ILB	ILB	OLB	CB	CB	S	S	OTHER
@NO	N. Suh	V. Vea	W. Gholston	J. Pierre-Paul	D. White	L. David	S. Barrett	C. Davis III	S. Murphy-Bunting	A. Winfield Jr.	J. Whitehead	
CAR	N. Suh	V. Vea	W. Gholston	J. Pierre-Paul	D. White	L. David	S. Barrett	C. Davis III	S. Murphy-Bunting	A. Winfield Jr.	J. Whitehead	
@DEN	N. Suh	V. Vea	---	J. Pierre-Paul	D. White	L. David	S. Barrett	C. Davis III	S. Murphy-Bunting	A. Winfield Jr.	J. Whitehead	J. Dean
LAC	N. Suh	V. Vea	W. Gholston	J. Pierre-Paul	D. White	L. David	S. Barrett	C. Davis III	S. Murphy-Bunting	A. Winfield Jr.	J. Whitehead	
@CHI	N. Suh	V. Vea	W. Gholston	J. Pierre-Paul	D. White	L. David	S. Barrett	C. Davis III	S. Murphy-Bunting	A. Winfield Jr.	J. Whitehead	
GB	N. Suh	R. Nunez-Roches	W. Gholston	J. Pierre-Paul	D. White	L. David	S. Barrett	C. Davis III	S. Murphy-Bunting	A. Winfield Jr.	J. Whitehead	
@LVR	N. Suh	R. Nunez-Roches	W. Gholston	J. Pierre-Paul	D. White	L. David	S. Barrett	C. Davis III	S. Murphy-Bunting	A. Winfield Jr.	J. Whitehead	
@NYG	N. Suh	R. Nunez-Roches	W. Gholston	J. Pierre-Paul	D. White	L. David	S. Barrett	C. Davis III	S. Murphy-Bunting	A. Winfield Jr.	J. Whitehead	
NO	N. Suh	R. Nunez-Roches	W. Gholston	J. Pierre-Paul	D. White	L. David	S. Barrett	C. Davis III	S. Murphy-Bunting	A. Winfield Jr.	J. Whitehead	
@CAR	N. Suh	R. Nunez-Roches	---	J. Pierre-Paul	D. White	L. David	S. Barrett	C. Davis III	S. Murphy-Bunting	A. Winfield Jr.	J. Whitehead	J. Dean
LAR	N. Suh	R. Nunez-Roches	W. Gholston	J. Pierre-Paul	D. White	L. David	S. Barrett	C. Davis III	S. Murphy-Bunting	A. Winfield Jr.	J. Whitehead	
KC	N. Suh	R. Nunez-Roches	---	J. Pierre-Paul	D. White	L. David	S. Barrett	C. Davis III	S. Murphy-Bunting	A. Winfield Jr.	J. Whitehead	R. Cockrell
MIN	N. Suh	R. Nunez-Roches	W. Gholston	J. Pierre-Paul	D. White	L. David	S. Barrett	C. Davis III	S. Murphy-Bunting	A. Winfield Jr.	J. Whitehead	
@ATL	N. Suh	R. Nunez-Roches	W. Gholston	J. Pierre-Paul	D. White	L. David	S. Barrett	C. Davis III	S. Murphy-Bunting	A. Winfield Jr.	J. Whitehead	
@DET	N. Suh	R. Nunez-Roches	---	J. Pierre-Paul	D. White	L. David	S. Barrett	C. Davis III	S. Murphy-Bunting	A. Winfield Jr.	J. Whitehead	
ATL	N. Suh	R. Nunez-Roches	W. Gholston	J. Pierre-Paul	D. White	L. David	S. Barrett	J. Dean	S. Murphy-Bunting	A. Winfield Jr.	J. Whitehead	R. Cockrell
@WAS	N. Suh	R. Nunez-Roches	---	J. Pierre-Paul	D. White	L. David	S. Barrett	J. Dean	S. Murphy-Bunting	A. Winfield Jr.	J. Whitehead	
@NO	N. Suh	R. Nunez-Roches	---	J. Pierre-Paul	D. White	L. David	S. Barrett	C. Davis III	S. Murphy-Bunting	A. Winfield Jr.	J. Whitehead	J. Dean
@GB	N. Suh	R. Nunez-Roches	---	J. Pierre-Paul	D. White	L. David	S. Barrett	C. Davis III	S. Murphy-Bunting	A. Winfield Jr.	J. Whitehead	J. Dean
KC	N. Suh	R. Nunez-Roches	---	J. Pierre-Paul	D. White	L. David	S. Barrett	C. Davis III	S. Murphy-Bunting	M. Edwards	J. Whitehead	J. Dean



2020 PLAYTIME PERCENTAGES - OFFENSE

OFFENSE	@NO	CAR	@DEN	LAC	@CHI	GB	@LVR	@NYG	NO	@CAR	LAR	KC	MIN	@ATL	@DET	ATL	@WAS	@NO	@GB	KC	PLAYS	PCT
TOTAL PLAYS	70	61	68	76	71	65	72	70	50	80	69	59	51	68	77	67	74	72	65	67	1,352	

QUARTERBACKS

Brady	70	61	68	76	71	56	72	70	49	75	69	59	51	68	43	67	74	72	65	67	1,303	96%
Gabbert	DNP	DNP	DNP	DNP	DNP	9	DNP	DNP	1	5	DNP	DNP	DNP	DNP	34	DNP	DNP	DNP	DNP	DNP	49	18%

RUNNING BACKS

Fournette	9	26	25	IA	1	IA	40	51	33	29	36	33	IA	45	25	30	63	49	45	47	587	51%
Jones	33	21	35	49	49	37	31	17	16	47	25	21	34	C-19	C-19	36	DNP	21	18	19	472	42%
McCoy	25	11	11	5	IA	19	DNP	DNP	DNP	3	DNP	1	16	12	13	IA	IA	2	1	DNP	119	15%
Vaughn	DNP	0	IA	19	18	10	0	0	IA	IA	IA	4	4	10	35	3	12	IA	IA	IA	111	15%
Barner	N/A	N/A	0	4	R/S	R/S	R/S	R/S	PS	PS	0	PS	0	1	1	IR	IR	IR	IR	IR	6	1%

TIGHT ENDS

Gronkowski	54	42	63	65	57	55	55	50	27	65	54	43	39	62	33	45	55	55	58	59	1,036	77%
Howard	37	34	33	28	IR	IR	IR	IR	IR	IR	IR	IR	IR	IR	IR	IR	IR	IR	IR	IR	132	48%
Brate	7	4	5	16	33	23	12	12	12	29	29	23	24	23	32	34	35	29	23	28	433	32%
Auclair	0	IR	IR	IR	IR	IR	IR	3	4	25	6	8	14	IA	IA	10	IA	IA	IA	IA	70	14%
Hudson	PS	0	0	8	16	8	2	3	1	7	IA	IA	IA	7	22	IA	6	4	2	4	90	9%

WIDE RECEIVERS

Godwin	66	IA	55	IA	IA	40	59	IA	47	72	68	54	44	60	51	59	66	66	59	53	919	86%
Evans	65	53	61	54	60	51	62	63	43	64	61	53	39	55	62	11	62	63	56	54	1,092	81%
Brown	N/A	N/A	N/A	N/A	N/A	N/A	N/A	R/S	39	39	43	43	25	32	46	56	34	29	IA	23	386	53%
Miller	43	42	29	40	45	23	43	53	19	9	15	10	5	13	23	28	8	8	28	12	496	37%
Johnson	IA	IA	21	25	56	17	29	35	6	7	7	5	3	11	25	18	12	15	19	12	323	26%
Watson	11	54	IA	56	IA	13	12	5	IA	4	0	1	3	IA	IA	0	IA	IA	0	IA	159	20%
Grayson	IA	18	PS	PS	12	12	IA	IA	PS	C-19	PS	PS	PS	PS	PS	PS	PS	PS	PS	PS	42	15%
Mickens	0	0	2	11	8	3	3	44	1	C-19	C-19	C-19	PS	PS	PS	3	3	3	3	0	84	9%

OFFENSIVE LINE

Wirfs	70	61	68	76	71	65	72	70	50	80	69	59	51	68	77	67	74	72	65	67	1,352	100%
Jensen	70	61	68	76	71	56	72	70	50	77	69	59	51	68	77	67	74	72	65	67	1,340	99%
Marpet	70	61	68	76	71	65	72	70	IA	IA	IA	59	51	68	52	67	74	72	65	67	1,128	98%
D. Smith	70	60	68	76	71	56	72	70	50	77	64	59	51	C-19	52	67	74	72	65	67	1,241	97%
Cappa	70	61	68	76	71	65	72	70	50	77	69	59	51	68	77	67	36	IR	IR	IR	1,107	96%
Shpley	DNP	DNP	DNP	DNP	DNP	9	0	DNP	1	80	67	IA	IR	IR	IR	IR	IR	IR	IR	IR	157	47%
Stinnie	IA	IA	IA	IA	IA	IA	IA	IA	DNP	3	2	DNP	0	0	25	0	IA	72	65	67	234	38%
Larsen	N/A	N/A	N/A	N/A	N/A	N/A	N/A	N/A	N/A	N/A	N/A	N/A	N/A	N/A	N/A	N/A	38	0	DNP	DNP	38	26%
Haeg	DNP	DNP	DNP	DNP	0	14	12	14	50	3	1	0	5	9	17	2	14	16	13	21	191	18%
Wells	DNP	1	0	0	0	9	0	0	0	3	5	0	0	68	25	0	0	0	0	0	111	9%

KEY

- DNP= Did Not Play
- IA= Inactive
- IR= Injured Reserve
- IR/DR= Injured Reserve/Designated to Return
- N/A= Not With Team
- PS= Practice Squad
- PUP= Reserve/Physically Unable to Perform
- R/S= Reserve/Suspended List
- W/\_ =With Other Team

2020 PLAYTIME PERCENTAGES - DEFENSE

DEFENSE	@NO	CAR	@DEN	LAC	@CHI	GB	@LVR	@NYG	NO	@CAR	LAR	KC	MIN	@ATL	@DET	ATL	@WAS	@NO	@GB	KC	PLAYS	PCT
TOTAL PLAYS	68	73	63	53	63	63	65	74	73	48	72	79	79	65	53	72	72	65	71	75	1,346	
DEFENSIVE LINE																						
Suh	56	55	45	45	53	43	43	53	53	42	62	50	54	42	34	56	60	47	51	48	992	74%
Vea	57	41	37	44	44	IR	IR	IR	IR	IR	IR	IR	IR	IR	IR	IR	IR	IR	IR	3	256	48%
Gholston	34	37	28	24	37	32	45	45	48	31	47	46	45	40	25	42	40	37	30	26	739	55%
Nunez-Roches	25	34	29	14	19	36	35	32	55	17	32	28	38	29	21	38	33	38	23	13	589	44%
McLendon	w/NYJ	w/NYJ	w/NYJ	w/NYJ	w/NYJ	w/NYJ	25	40	41	18	27	27	43	25	19	C-19	C-19	25	21	23	334	37%
Lebetter	PS	PS	PS	PS	PS	24	PS	PS	PS	PS	PS	PS	IA	18	12	IA	IA	IA	IA	IA	54	30%
K. Davis	IA	IA	IA	IA	IA	IA	IA	IA	IA	IA	IA	23	IA	IA	IA	14	18	2	IA	IA	55	19%
B. Potoa'e	PS	PS	PS	PS	PS	PS	PS	PS	PS	PS	PS	PS	PS	PS	PS	17	4	PS	PS	PS	21	15%
O'Connor	5	1	0	0	1	2	7	4	8	0	2	1	22	0	4	5	0	0	0	0	62	5%

LINEBACKERS																						
White	68	73	63	53	63	63	65	74	73	48	72	79	79	65	53	C-19	C-19	65	71	75	1,202	100%
David	68	73	63	51	63	63	65	74	73	48	72	79	79	65	48	72	72	65	71	75	1,339	99%
Pierre-Paul	65	65	49	48	55	58	56	70	58	43	70	70	67	56	47	66	63	54	61	67	1,188	88%
Barrett	60	69	47	49	55	57	50	62	50	44	66	59	52	59	43	C-19	64	52	64	62	1,064	84%
Nelson	3	11	27	8	14	15	22	24	22	11	6	28	36	14	15	66	15	18	13	18	386	32%
Minter	0	1	0	2	1	0	1	0	2	1	1	1	3	1	6	72	66	C-19	0	0	158	12%
Gill	IA	IA	IA	IA	0	0	6	1	6	0	0	0	0	0	0	9	0	6	4	3	35	3%
Bell	0	0	0	0	0	IA	IA	PS	PS	PS	PS	PS	PS	PS	PS	PS	PS	PS	PS	PS	0	0%
Russell	PS	PS	PS	PS	PS	0	0	0	0	0	0	0	0	0	0	3	N/A	N/A	N/A	N/A	3	0%
Cichy	0	0	0	0	0	IR	IR	IR	IR	IR	IR	IA	W/NE	W/NE	w/NE	0	2	0	IR	IR	2	0%

DEFENSIVE BACKS																						
Winfield Jr.	68	72	63	53	62	59	64	74	71	48	71	78	78	65	39	69	72	65	IA	75	1,246	98%
C. Davis	68	72	63	53	63	63	58	74	73	47	72	79	79	40	IA	IA	72	64	71	73	1,184	97%
Murphy-Bunting	68	72	19	53	62	63	64	38	26	32	58	77	78	65	38	69	72	44	71	73	1,142	85%
Whitehead	62	73	63	53	63	60	56	55	66	34	50	70	55	49	47	62	62	53	35	51	1,119	83%
Dean	35	54	55	33	39	45	40	74	71	48	38	IA	IA	51	53	72	57	48	55	66	934	79%
Edwards	0	0	42	0	0	10	13	20	7	15	22	9	23	15	5	7	14	12	71	35	320	24%
Cockrell	N/A	N/A	PS	PS	0	0	0	0	0	1	24	63	38	16	45	50	6	20	0	8	271	20%
Miller	PS	PS	PS	PS	PS	PS	PS	PS	PS	PS	PS	2	0	PS	15	0	IA	PS	PS	PS	17	5%
Adams	6	0	0	0	0	0	0	0	0	0	0	0	0	0	14	3	0	0	36	1	60	4%
R. Smith	0	0	0	0	0	0	0	0	0	0	0	0	0	0	0	0	0	0	0	2	0	0%
Motley	IA	IA	0	0	DNP	N/A	N/A	N/A	N/A	N/A	N/A	N/A	N/A	N/A	N/A	N/A	N/A	N/A	N/A	N/A	0	0%
Wilkins	IA	0	N/A	N/A	N/A	N/A	PS	PS	PS	PS	PS	PS	PS	PS	PS	PS	N/A	N/A	N/A	N/A	0	0%

N/A= Not With Team  
PS= Practice Squad  
PUP= Reserve/Physically Unable to Perform  
R/S= Reserve/Suspended List  
R/CE=Reserve/Commissioner's Exempt List  
W/\_ =With Other Team



## **TAMPA BAY BUCCANEERS' 2020 PERSONNEL LOG**

**(By Date)**

**January 7** – Signed OLB **Quinton Bell**, C **Anthony Fabiano**, S **Deiondre' Hall**, DL **Jeremiah Ledbetter**, TE **Jordan Leggett**, CB **Herb Miller**, T **Brad Seaton** and RB **Aca'Cedric Ware** to futures contracts.

**March 13** – Signed TE **Tanner Hudson** to exclusive rights contract.

**March 16** – Re-signed OLB **Jason Pierre-Paul**. Placed franchise tag on OLB **Shaquil Barrett**. Hired **Keith Tandy** as a Defensive/Special Teams Assistant. Hired **Cory Bichey** as an Assistant Strength & Conditioning Coach.

**March 19** – Re-signed TE **Antony Auclair** and WR **Bryant Mitchell**.

**March 20** – Signed QB **Tom Brady** and T **Joe Haeg**.

**March 21** – Re-signed ILB **Kevin Minter**.

**March 24** – Re-signed S **Andrew Adams** and DL **Rakeem Nuñez-Roches**.

**March 26** – Re-signed DL **Ndamukong Suh**.

**March 28** – Re-signed CB **Ryan Smith**.

**April 3** – Re-signed QB **Blaine Gabbert**.

**April 21** – Acquired TE **Rob Gronkowski** and a 2020 seventh-round draft pick from the New England Patriots in exchange for a 2020 fourth-round draft pick.

**April 29** – Exercised fifth-year option on TE **O.J. Howard**.

**May 1** – Awarded K **Elliott Fry** off waivers from the Carolina Panthers.

**May 4** – Signed OLB **Michael Divinity**, OLB **Cam Gill**, S **Javon Hagan**, WR **John Hurst**, WR **Travis Jonsen**, G **Nick Leverett**, G **John Molchon**, CB **Parnell Motley**, WR **Josh Pearson**, OLB **Nasir Player**, DT **Benning Potoa'e**, C **Zach Shackelford** and QB **Reid Sinnett** as college free agents.

**May 5** – Re-signed T **Josh Wells**.

**July 15** – Signed OLB **Shaquil Barrett** to franchise tag tender.

**July 28** – Signed RB **Raymond Calais**, DL **Khalil Davis**, WR **Tyler Johnson**, OLB **Chapelle Russell**, RB **Ke'Shawn Vaughn**, S **Antoine Winfield Jr.** and T **Tristan Wirfs**. Placed S **Justin Evans** on Active/PUP list. Waived/NFI LB **Kendell Beckwith**. Placed RB **Ke'Shawn Vaughn** on the Reserve/COVID-19 list.

**July 30** – Waived S **Deiondre' Hall** and TE **Jordan Leggett**.

**July 31** – Placed RB **Raymond Calais** and RB **Aca'Cedric Ware** on the Reserve/COVID-19 list. Waived WR **Jaydon Mickens**, LB **Nasir Player** and WR **Spencer Schnell**.

**August 4** – Signed RB **LeSean McCoy**.

**August 6** – Placed T **Brad Seaton** on the Reserve/Opt-Out list. Activated RB **Raymond Calais** and RB **Aca’Cedric Ware** from the Reserve/COVID-19 list. Waived DB **M.J. Stewart** and RB **Aca’Cedric Ware**.

**August 9** – Signed WR **Jaydon Mickens**. Activated RB **Ke’Shawn Vaughn** from the Reserve/COVID-19 list.

**August 10** – Waived (injured) WR **Travis Jonsen**.

**August 16** – Signed DL **Kyle Love**.

**August 23** – Placed WR **John Franklin III** and RB **T.J. Logan** on Injured Reserve.

**August 25** – Signed WR **Spencer Schnell**.

**August 27** – Signed C **A.Q. Shipley**.

**September 1** – Signed K **Ryan Succop**. Waived K **Elliott Fry**.

**September 3** – Released DL **Kyle Love**.

**September 5** – Released C **A.Q. Shipley**. Waived G **Zack Bailey**, RB **Raymond Calais**, OLB **Kahzin Daniels**, ILB **Noah Dawkins**, OLB **Michael Divinity**, S **D’Cota Dixon**, C **Anthony Fabiano**, K **Matt Gay**, WR **Cyril Grayson**, S **Javon Hagan**, TE **Tanner Hudson**, DL **Jeremiah Ledbetter**, G **Nick Leverett**, TE **Codey McElroy**, CB **Herb Miller**, WR **Bryant Mitchell**, RB **Dare Ogunbowale**, WR **Josh Pearson**, DL **Benning Potoa’e**, ILB **Chapelle Russell**, WR **Spencer Schnell**, C **Zach Shackelford**, QB **Reid Sinnett** and CB **Mazzi Wilkins**.

**September 6** – Signed RB **Leonard Fournette** and C **A.Q. Shipley**. Placed WR **John Hurst** and G **John Molchon** on Injured Reserve (minor). Signed G **Zack Bailey**, RB **Raymond Calais**, S **D’Cota Dixon**, WR **Cyril Grayson**, S **Javon Hagan**, TE **Tanner Hudson**, DL **Jeremiah Ledbetter**, G **Nick Leverett**, CB **Herb Miller**, WR **Josh Pearson**, DL **Benning Potoa’e**, ILB **Chapelle Russell**, C **Zach Shackelford**, QB **Reid Sinnett** and CB **Mazzi Wilkins** to the practice squad. **Calais** was signed to the Rams 53-man roster and removed from Tampa Bay’s practice squad.

**September 8** – Signed K **Greg Joseph** and QB **Josh Rosen** to the practice squad. Released QB **Reid Sinnett** from the practice squad.

**September 10** – Signed RB **Kenjon Barner** to the practice squad.

**September 18** – Placed TE **Antony Auclair** on Injured Reserve (minor designation).

**September 19** – Signed CB **Mazzi Wilkins** from the practice squad.

**September 21** – Waived CB **Mazzi Wilkins**.

**September 22** – Released C **Zach Shackelford** from practice squad.

**September 23** – Signed TE **Tanner Hudson** from practice squad. Signed CB **Ross Cockrell** and TE **Daniel Helm** to practice squad. Re-signed C **Zach Shackelford** to practice squad.

**September 30** – Signed WR **Isaac Whitney** to the practice squad. TE **Daniel Helm** was signed to the San Francisco 49ers active roster and removed from Tampa Bay’s practice squad.

**October 5** – Signed WR **Cyril Grayson** from practice squad. Placed TE **O.J. Howard** on Injured Reserve.



**October 6** – Placed RB **Kenjon Barner** on the Reserve/Suspended list.

**October 12** – Signed ILB **Chapelle Russell** from the practice squad. Placed ILB **Jack Cichy** and DL **Vita Vea** on Injured Reserve. Waived CB **Parnell Motley**. Signed WR **Travis Jonsen**, TE **Codey McElroy** and RB **Aca'Cedric Ware** to practice squad. Released C **Zach Shackelford** from practice squad.

**October 13** – Signed CB **Ross Cockrell** to the active roster. Signed OLB **Tegray Scales** to the practice squad.

**October 20** – Acquired NT **Steve McLendon** and a 2023 seventh-round pick from the New York Jets in exchange for a 2022 sixth-round selection. Activated WR **John Hurst** from Injured Reserve. Waived WR **John Hurst**. Signed DL **Kobe Smith** and CB **Mazzi Wilkins** to the practice squad. Released S **D'Cota Dixon** from the practice squad.

**October 22** – Signed WR **John Hurst** to the practice squad. Released WR **Isaac Whitney** from the practice squad.

**October 26** – Waived OLB **Quinton Bell**.

**October 27** – Signed WR **Antonio Brown**, who remains on the **Reserve/Suspended** list. Released LB **Tegray Scales** from the practice squad.

**October 28** – Signed OLB **Quinton Bell** to the practice squad.

**October 30** – Activated OL **John Molchon** from the Reserve/Injured list.

**October 31** – Activated TE **Antony Auclair** from the Reserve/Injured List. Waived OL **John Molchon**.

**November 3** – Activated WR **Antonio Brown** from the Reserve/Suspended list. Waived WR **Cyril Grayson**. Signed OL **John Molchon** to the practice squad. Activated RB **Kenjon Barner** from the Reserve/Suspended list to the practice squad. Released G **Zack Bailey** and RB **Aca'Cedric Ware** from the practice squad.

**November 4** – Placed DL **William Gholston** on the Reserve/COVID-19 list.

**November 5** – Signed WR **Cyril Grayson** to the practice squad. Released WR **John Hurst** from the practice squad.

**November 7** – Activated DL **William Gholston** from the Reserve/COVID-19 list.

**November 14** – Placed WR **Jaydon Mickens** and WR **Cyril Grayson** (practice squad) on the Reserve/COVID-19 list.

**November 19** – Activated WR **Cyril Grayson** (practice squad) from the Reserve/COVID-19 list.

**November 20** – Placed RB **T.J. Logan** on the Reserve/COVID-19 list.

**November 28** – Activated LB **Jack Cichy** from Injured Reserve. Placed C **A.Q. Shipley** on Injured Reserve. Placed DL **Vita Vea** (injured reserve) on the Reserve/COVID-19 list.

**November 30** – Activated RB **T.J. Logan** (injured reserve) and WR **Jaydon Mickens** from the Reserve/COVID-19 list. Placed DL **Benning Potoa'e** (practice squad) on the Reserve/COVID-19 list.

**December 2** – Signed DL **Jeremiah Ledbetter** from the practice squad. Waived LB **Jack Cichy**.

**December 5** – Activated DL **Benning Potoa’e** (practice squad) and DL **Vita Vea** (injured reserve) from the Reserve/COVID-19 list.

**December 7** – Signed RB **Kenjon Barner** from the practice squad. Waived WR **Jaydon Mickens**.

**December 8** – Signed OL **Ted Larsen** to the practice squad.

**December 9** – Signed WR **Jaydon Mickens** to the practice squad.

**December 15** – Placed P **Bradley Pinion**, K **Ryan Succop** and LS **Zach Triner** on the Reserve/COVID-19 list.

**December 16** – Placed RB **Ronald Jones II** on the Reserve/COVID-19 list.

**December 18** – Placed T **Donovan Smith** on the Reserve/COVID-19 list. Removed P **Bradley Pinion**, K **Ryan Succop** and LS **Zach Triner** from the Reserve/COVID-19 list. Signed P **Dustin Colquitt** and LS **Garrison Sanborn** to the practice squad.

**December 21** – Placed practice squad WR **Cyril Grayson** on Injured Reserve. Released WR **Josh Pearson** from the practice squad.

**December 22** – Activated T **Donovan Smith** from the Reserve/COVID-19 list.

**December 23** – Waived S **Justin Evans**. Signed WR **Josh Pearson** to the practice squad. QB **Josh Rosen** was signed to the San Francisco 49ers off the Buccaneers' practice squad, while P **Dustin Colquitt** was signed to the Jacksonville Jaguars off Tampa Bay's practice squad.

**December 25** – Signed QB **Drew Stanton**.

**December 29** – Activated RB **Ronald Jones II** from Reserve/COVID-19 list.

**December 30** – Signed WR **Jaydon Mickens** from the practice squad to the active roster. Placed RB **Kenjon Barner** on the Reserve/Injured list.

**December 31** – Signed P **Matt Wile** to the practice squad.

**January 1** – Placed OLB **Shaquil Barrett**, DL **Steve McLendon** and LB **Devin White** on the Reserve/COVID-19 list.

**January 2** – Signed LB **Jack Cichy** off of the New England Patriots practice squad.

**January 5** – Signed RB **C.J. Prosise** to the practice squad. Released CB **Mazzi Wilkins** from the practice squad.

**January 6** – Activated OLB **Shaquil Barrett** from the Reserve/COVID-19 list. Signed LB **Deone Bucannon** to the practice squad. Released G **Nick Leverett** from the practice squad.

**January 8** – Waived LB **Chapelle Russell**.

**January 11** – Activated DT **Steve McLendon** and LB **Devin White** from the Reserve/COVID-19 list. Placed LB **Kevin Minter** on the Reserve/COVID-19 list.

**January 15** – Placed G **Alex Cappa** on the Reserve/Injured list. Signed OL **Earl Watford**.

**January 19** – Signed LB **Deone Bucannon**. Placed LB **Jack Cichy** on the Reserve/Injured list. Signed G **Nick Leverett** to the practice squad.

**January 20** – Activated LB **Kevin Minter** from the Reserve/COVID-19 list.

**January 22** – Activated DL **Vita Vea** from the Reserve/Injured list. Waived OL **Earl Watford**.

**January 27** – Signed OL **Earl Watford** to the practice squad. Released G **Nick Leverett** from the practice squad.

**January 29** – Restored WR **Cyril Grayson** to the practice squad from the Reserve/Injured list. Released RB **C.J. Prosise** from the practice squad.



## **TAMPA BAY BUCCANEERS' 2020 PERSONNEL LOG**

(By Player and Coach)

**Adams, Andrew** ..... **S**  
March 24 Re-signed

**Auclair, Antony** ..... **TE**  
March 19 Re-signed  
Sept. 18 Placed on Injured Reserve (minor)  
Oct. 31 Activated from Reserve/Injured list

**Bailey, Zack** ..... **G**  
Sept. 5 Waived  
Sept. 6 Signed to practice squad  
Nov. 3 Released from practice squad

**Barner, Kenjon** ..... **RB**  
Sept. 10 Signed to practice squad  
Oct. 6 Placed on Reserve/Suspended list  
Nov. 3 Activated from Reserve/Suspended list to practice squad  
Dec. 7 Signed to active roster  
Dec. 30 Placed on Reserve/Injured list

**Barrett, Shaquil** ..... **OLB**  
March 16 Given franchise tag  
July 15 Signed franchise tag tender  
Jan. 1 Placed on Reserve/COVID-19 list  
Jan. 6 Activated from Reserve/COVID-19 list

**Beckwith, Kendell** ..... **LB**  
July 28 Waived/NFI

**Bell, Quinton** ..... **OLB**  
January 7 Signed to futures contract  
Oct. 26 Waived  
Oct. 28 Signed to practice squad

**Bichey, Cory** ..... **Coach**  
March 16 Named Assistant Strength & Conditioning Coach

**Brady, Tom** ..... **QB**  
March 20 Signed contract

**Brown, Antonio** ..... **WR**  
Oct. 27 Signed contract  
Nov. 3 Activated from Reserve/Suspended list

**Bucannon, Deone** ..... **LB**  
Jan. 6 Signed to practice squad  
Jan. 19 Signed to active roster

**Calais, Raymond** ..... **RB**  
July 28 Signed contract  
July 31 Placed on Reserve/COVID-19 list  
August 6 Activated from Reserve/COVID-19 list  
Sept. 5 Waived  
Sept. 6 Signed to practice squad  
Sept. 6 Removed from Tampa Bay's Practice Squad (Signed by LA Rams)

**Cappa, Alex** ..... **G**  
Jan. 15 Placed on Injured Reserve

**Cichy, Jack** ..... **ILB**  
Oct. 12 Placed on Injured Reserve (minor)  
Nov. 28 Activated from Injured Reserve (minor)  
Dec. 2 Waived  
Jan. 2 Signed off of New England Patriots Practice Squad  
Jan. 19 Placed on Injured Reserve

**Cockrell, Ross** ..... **CB**  
Sept. 23 Signed to practice squad  
Oct. 13 Signed to active roster

**Colquitt, Dustin** ..... **P**  
Dec. 18 Signed to practice squad  
Dec. 23 Removed from Tampa Bay's Practice Squad (Signed by Jacksonville)

<b>Daniels, Kahzin .....</b>	<b>OLB</b>
Sept. 5	Waived
<b>Davis, Khalil.....</b>	<b>OLB</b>
July 28	Signed contract
<b>Dawkins, Noah .....</b>	<b>ILB</b>
Sept. 5	Waived
<b>Divinity, Michael.....</b>	<b>OLB</b>
May 4	Signed contract
Sept. 5	Waived
<b>Dixon, D'Cota</b>	<b>S</b>
Sept. 5	Waived
Sept. 6	Signed to practice squad
Oct. 20	Released from practice squad
<b>Evans, Justin.....</b>	<b>S</b>
July 28	Placed on Active/PUP List
Dec. 23	Waived
<b>Fabiano, Anthony.....</b>	<b>C</b>
January 7	Signed to futures contract
Sept. 5	Waived
<b>Franklin III, John .....</b>	<b>WR</b>
August 23	Placed on Injured Reserve
<b>Fry, Elliott .....</b>	<b>K</b>
May 1	Awarded off waivers from the Carolina Panthers
September 1	Waived
<b>Gabbert, Blaine .....</b>	<b>QB</b>
April 3	Re-signed
<b>Gay, Matt.....</b>	<b>K</b>
Sept. 5	Waived
<b>Gholston, William.....</b>	<b>DL</b>
Nov. 4	Placed on Reserve/COVID-19 list
Nov. 7	Activated from Reserve/COVID-19 list
<b>Gill, Cam .....</b>	<b>OLB</b>
May 4	Signed contract
<b>Grayson, Cyril .....</b>	<b>WR</b>
Sept. 5	Waived
Sept. 6	Signed to practice squad
Oct. 5	Signed to active roster
Nov. 3	Waived
Nov. 5	Signed to practice squad
Nov. 14	Placed on the Reserve/COVID-19 list
Nov. 19	Activated from the Reserve/COVID-19 list
Dec. 21	Placed on Injured Reserve
Jan. 29	Restored from Injured Reserve to practice squad
<b>Gronkowski, Rob .....</b>	<b>TE</b>
April 21	Acquired via trade from the New England Patriots, along with a 2020 seventh-round pick, in exchange for a 2020 fourth-round pick
<b>Hagan, Javon.....</b>	<b>S</b>
May 4	Signed contract
Sept. 5	Waived
Sept. 6	Signed to practice squad
<b>Haeg, Joe .....</b>	<b>T</b>
March 20	Signed contract
<b>Hall, Deiondre'.....</b>	<b>S</b>
January 7	Signed to futures contract
July 30	Waived
<b>Helm, Daniel .....</b>	<b>TE</b>
Sept. 23	Signed to practice squad
Sept. 30	Removed from Tampa Bay's Practice Squad (Signed by San Francisco)
<b>Howard, O.J. ....</b>	<b>TE</b>
April 29	Fifth-year option exercised
Oct. 5	Placed on Injured Reserve

**Hudson, Tanner**..... **TE**  
January 7 Signed exclusive rights contract  
Sept. 5 Waived  
Sept. 6 Signed to practice squad  
Sept. 23 Signed to active roster

**Hurst, John**..... **WR**  
May 4 Signed contract  
Oct. 20 Activated from Injured Reserve  
Oct. 20 Waived  
Oct. 22 Signed to practice squad  
Nov. 5 Released from practice squad

**Johnson, Tyler** ..... **WR**  
July 28 Signed contract

**Jonsen, Travis**..... **WR**  
May 4 Signed contract  
August 10 Waived (injured)  
Oct. 12 Signed to practice squad

**Joseph, Greg**..... **K**  
Sept. 8 Signed contract

**Jones II, Ronald** ..... **RB**  
Dec. 16 Placed on Reserve/COVID-19 list  
Dec. 29 Activated from Reserve/COVID-19 list

**Larsen, Ted**..... **OL**  
Dec. 8 Signed to practice squad

**Ledbetter, Jeremiah** ..... **DL**  
January 7 Signed to futures contract  
Sept. 5 Waived  
Sept. 6 Signed to practice squad  
Dec. 2 Signed to active roster

**Leggett, Jordan** ..... **TE**  
January 7 Signed to futures contract  
July 30 Waived

**Leverett, Nick** ..... **G**  
May 4 Signed contract  
Sept. 5 Waived  
Sept. 6 Signed to practice squad  
Jan. 6 Released from practice squad  
Jan. 19 Signed to practice squad  
Jan. 27 Released from practice squad

**Logan, T.J.**..... **RB**  
August 23 Placed on Injured Reserve  
Nov. 20 Placed on Reserve/COVID-19 list

**Love, Kyle**..... **DL**  
August 16 Signed contract  
Sept. 3 Released

**McCoy, LeSean** ..... **RB**  
August 4 Signed contract

**McElroy, Codey** ..... **TE**  
Sept. 5 Waived  
Oct. 12 Signed to practice squad

**McLendon, Steve** ..... **NT**  
Oct. 20 Acquired via trade from the New York Jets, along with a 2023 seventh-round pick, in exchange for a 2022 sixth-round pick  
Jan. 1 Placed on Reserve/COVID-19 list  
Jan. 11 Activated from Reserve/COVID-19 list



**Mickens, Jaydon ..... WR**  
 July 31 Waived  
 August 9 Signed contract  
 Nov. 14 Placed on the Reserve/COVID-19 list  
 Nov. 30 Activated from Reserve/COVID-19 list  
 Dec. 7 Waived  
 Dec. 9 Signed to practice squad  
 Dec. 30 Signed to active roster

**Miller, Herb ..... DB**  
 January 7 Signed to futures contract  
 Sept. 5 Waived  
 Sept. 6 Signed to practice squad

**Minter, Kevin ..... LB**  
 March 21 Re-signed  
 Jan. 11 Placed on Reserve/COVID-19 list  
 Jan. 20 Activated from Reserve/COVID-19 list

**Mitchell, Bryant ..... WR**  
 March 19 Re-signed  
 Sept. 5 Waived

**Molchon, John..... G**  
 May 4 Signed contract  
 Sept. 6 Placed on Reserve/Injured list (minor)  
 Oct. 30 Activated from Reserve/Injured list  
 Oct. 31 Waived  
 Nov. 3 Signed to practice squad

**Motley, Parnell..... CB**  
 May 4 Signed contract  
 Oct. 12 Waived

**Nuñez-Roches, Rakeem ..... DL**  
 March 24 Re-signed

**Ogunbowale, Dare ..... RB**  
 Sept. 5 Waived

**Pearson, Josh ..... WR**  
 May 4 Signed contract  
 Sept. 5 Waived  
 Sept. 6 Signed to practice squad  
 Dec. 21 Released from practice squad  
 Dec. 23 Signed to practice squad

**Pierre-Paul, Jason..... OLB**  
 March 16 Re-signed

**Pinion, Bradley..... P**  
 Dec. 15 Placed on Reserve/COVID-19 list  
 Dec. 18 Removed from Reserve/COVID-19 list

**Player, Nasir ..... OLB**  
 May 4 Signed contract  
 July 31 Waived

**Potoa'e, Benning..... DL**  
 May 4 Signed contract  
 Sept. 5 Waived  
 Sept. 6 Signed to practice squad  
 Nov. 30 Placed on Reserve/COVID-19 list  
 Dec. 5 Activated from Reserve/COVID-19 list (Remains on Practice Squad)

**Rosen, Josh..... QB**  
 Sept. 8 Signed contract  
 Dec. 23 Removed from Tampa Bay's Practice Squad (Signed by San Francisco)

**Proise, C.J. .... RB**  
 Jan. 5 Signed to practice squad  
 Jan. 29 Released from practice squad

**Russell, Chapelle ..... OLB**  
 July 28 Signed contract  
 Sept. 5 Waived  
 Sept. 6 Signed to practice squad  
 Oct. 12 Signed to active roster  
 Jan. 8 Waived

**Sanborn, Garrison ..... LS**  
 Dec. 18 Signed to practice squad

**Scales, Tegray ..... OLB**  
 Oct. 13 Signed to practice squad  
 Oct. 27 Released

**Seaton, Brad ..... T**  
 January 7 Signed to futures contract  
 August 6 Placed on Reserve/Opt-Out list

**Schnell, Spencer ..... WR**  
 July 31 Waived  
 August 25 Signed contract  
 Sept. 5 Waived

**Shackelford, Zach ..... C**  
 May 4 Signed contract  
 Sept. 5 Waived  
 Sept. 6 Signed to practice squad  
 Sept. 22 Released from practice squad  
 Sept. 23 Signed to practice squad  
 Oct. 12 Released from practice squad

**Shipley, A.Q. .... C**  
 August 27 Signed contract  
 Sept. 5 Released  
 Sept. 6 Signed Contract  
 Nov. 28 Placed on Injured Reserve

**Sinnett, Reid ..... QB**  
 May 4 Signed contract  
 Sept. 5 Waived  
 Sept. 6 Signed to practice squad  
 Sept. 7 Released from practice squad

**Smith, Donovan ..... T**  
 Dec. 18 Placed on Reserve/COVID-19 list  
 Dec. 22 Activated from Reserve/COVID-19 list

**Smith, Kobe ..... DL**  
 Oct. 20 Signed to practice squad

**Smith, Ryan ..... CB**  
 March 28 Re-signed

**Stanton, Drew ..... QB**  
 Dec. 25 Signed to practice squad

**Stewart, M.J. .... DB**  
 August 6 Waived

**Succop, Ryan ..... K**  
 Sept. 1 Signed contract  
 Dec. 15 Placed on Reserve/COVID-19 list  
 Dec. 18 Removed from Reserve/COVID-19 list

**Suh, Ndamukong ..... DL**  
 March 26 Re-signed

**Tandy, Keith ..... Coach**  
 March 16 Named Defensive/Special Teams Assistant

**Triner, Zach ..... LS**  
 Dec. 15 Placed on Reserve/COVID-19 list  
 Dec. 18 Removed from Reserve/COVID-19 list.

**Vaughn, Ke'Shawn ..... RB**  
 July 28 Signed contract  
 July 28 Placed on Reserve/COVID-19 list  
 August 9 Activated from Reserve/COVID-19 list

**Vea, Vita ..... DL**  
 Oct. 12 Placed on Injured Reserve  
 Nov. 28 Placed on Reserve/COVID-19 list  
 Dec. 5 Activated from Reserve/COVID-19 list (Remains on Injured Reserve)  
 Jan. 22 Activated from Reserve/Injured list

**Ware, Aca'Cedric ..... RB**  
 January 7 Signed to futures contract  
 July 31 Placed on Reserve/COVID-19 list  
 August 6 Activated from Reserve/COVID-19 list  
 August 6 Waived  
 Oct. 12 Signed to practice squad  
 Nov. 3 Released from practice squad

**Watford, Earl ..... OL**  
 Jan. 15 Signed contract  
 Jan. 22 Waived  
 Jan. 27 Signed to practice squad

**Wells, Josh ..... T**  
 May 5 Re-signed

**White, Devin ..... LB**  
 Jan. 1 Placed on Reserve/COVID-19 list  
 Jan. 11 Activated from Reserve/COVID-19 list

**Whitney, Isaac ..... WR**  
 Sept. 30 Signed to practice squad  
 Oct. 22 Released from practice squad

**Wile, Matt ..... P**  
 Dec. 31 Signed to practice squad

**Wilkins, Mazzi ..... CB**  
 Sept. 5 Waived  
 Sept. 6 Signed to practice squad  
 Sept. 19 Signed to active roster  
 Sept. 21 Waived  
 Sept. 20 Signed to practice squad  
 Jan. 5 Released from practice squad

**Winfield Jr., Antoine ..... S**  
 July 28 Signed contract

**Wirfs, Tristan ..... T**  
 July 28 Signed contract



## 2020 TAMPA BAY BUCCANEERS REGULAR SEASON STATISTICS

2020 RECORD --				WON: 11	LOST: 5
Sept 13	L	23-34		at New Orleans	n/a
Sept 20	W	31-17		CAROLINA	n/a
Sept 27	W	28-10		at Denver	5,226
Oct 4	W	38-31		L.A. CHARGERS	6,383
Oct 8	L	19-20		at Chicago	n/a
Oct 18	W	38-10		GREEN BAY	15,540
Oct 25	W	45-20		at Las Vegas	n/a
Nov. 2	W	25-23		at N.Y. Giants	n/a
Nov 8	L	3-38		NEW ORLEANS	15,740
Nov 15	W	46-23		at Carolina	5,815
Nov 23	L	24-27		L.A. RAMS	15,730
Nov 29	L	24-27		KANSAS CITY	15,950
				-- bye week --	
Dec 13	W	26-14		MINNESOTA	16,031
Dec 20	W	31-27		at Atlanta	10,703
Dec 26	W	47-7		at Detroit	n/a
Jan 3	W	44-27		ATLANTA	16,009

	BUCCANEERS	OPPONENTS
TOTAL FIRST DOWNS	364	319
Rushing	82	78
Passing	238	215
Penalty	44	26
3rd Down: Made/Att.	83/191 43.5%	82/205 40.0%
4th Down: Made/Att.	8/14 57.1%	14/25 56.0%
POSSESSION AVG.	28:54	31:06
TOTAL NET YARDS	6145	5234
Avg. Per Game	384.1	327.1
Total Plays	1017	1023
Avg. Per Play	6.0	5.1
NET YARDS RUSHING	1519	1289
Avg. Per Game	94.9	80.6
Total Rushes	369	358
NET YARDS PASSING	4626	3945
Avg. Per Game	289.1	246.6
Sacked/Yards Lost	22/150	48/366
Gross Yards	4776	4311
Att./Completions	626/410	617/426
Completion Pct.	65.5	69.0
Had Intercepted	12	15
PUNTS/AVERAGE	55/45.2	66/44.8
NET PUNTING AVERAGE	40.2	41.5
PENALTIES/YARDS	84/715	95/1015
FUMBLES/FUMBLES LOST	12/5	20/10
TOUCHDOWNS	59	42
Rushing	16	10
Passing	42	29
Returns	1	3

SCORE BY QUARTERS	1	2	3	4	OT	TOTAL
BUCCANEERS	88	157	112	135	0	492
OPPONENTS	100	117	77	61	0	355

SCORING	TD	R	P	Rt	PAT	2P	FG	S	PTS
Succop	0	0	0	0	52-57	0	28-31	0	136
Evans	13	0	13	0	0-0	0	0-0	0	78
Jones	8	7	1	0	0-0	0	0-0	0	48
Godwin	7	0	7	0	0-0	0	0-0	0	42
Gronkowski	7	0	7	0	0-0	0	0-0	0	42
Fournette	6	6	0	0	0-0	0	0-0	0	36
Brown	4	0	4	0	0-0	0	0-0	0	24
Brady	3	3	0	0	0-0	0	0-0	0	18
Miller	3	0	3	0	0-0	0	0-0	0	18
Brate	2	0	2	0	0-0	0	0-0	0	12
Howard	2	0	2	0	0-0	0	0-0	0	12
Johnson	2	0	2	0	0-0	0	0-0	0	12
Dean	1	0	0	1	0-0	0	0-0	0	6
Vaughn	1	0	1	0	0-0	0	0-0	0	6
Barrett	0	0	0	0	0-0	0	0-0	1	2
BUCCANEERS	59	16	42	1	52-57	0-2	28-31	1	492
OPPONENTS	42	10	29	3	38-39	1-3	21-26	0	355

**SACKS:** Pierre-Paul 9.5, White 9.0, Barrett 8.0, Suh 6.0, Gholston 3.0, Winfield 3.0, Vea 2.0, Whitehead 2.0, David 1.5, Ledbetter 1.0, Nelson 1.0, O'Connor 1.0, Watson 1.0.  
**Buccaneers 48.0, Opponents 22.0 .**

**FUM/LOST:** Brady 4/1, Jones 2/2, Edwards 1/1, Vaughn 1/1, Gabbert 1.0, Godwin 1/0, Gronkowski 1.0, Jensen 1/0.

RUSHING	No	Yds	Avg	Lg	TD
Jones	192	978	5.1	98t	7
Fournette	97	367	3.8	46t	6
Vaughn	26	109	4.2	19	0
McCoy	10	31	3.1	14	0
Gabbert	9	16	1.8	16	0
Miller	3	14	4.7	7	0
Brady	30	6	0.2	4	3
Brown	2	-2	-1.0	1	0
BUCCANEERS	369	1519	4.1	98t	16
OPPONENTS	358	1289	3.6	62	10

RECEIVING	No	Yds	Avg	Lg	TD
Evans	70	1006	14.4	50	13
Godwin	65	840	12.9	47	7
Gronkowski	45	623	13.8	48	7
Brown	45	483	10.7	46t	4
Fournette	36	233	6.5	20	0
Miller	33	501	15.2	48t	3
Brate	28	282	10.1	25	2
Jones	28	165	5.9	37t	1
McCoy	15	101	6.7	15	0
Johnson	12	169	14.1	35	2
Howard	11	146	13.3	33	2
Watson	7	94	13.4	36	0
Mickens	7	58	8.3	11	0
Vaughn	5	34	6.8	13	1
Hudson	3	41	13.7	20	0
BUCCANEERS	410	4776	11.6	50	42
OPPONENTS	426	4311	10.1	75t	29

INTERCEPTIONS	No	Yds	Avg	Lg	TD
Davis	4	42	10.5	34	0
Edwards	2	67	33.5	37	0
Pierre-Paul	2	15	7.5	15	0
Whitehead	2	2	1.0	2	0
Dean	1	32	32.0	32t	1
Winfield	1	16	16.0	16	0
Miller	1	2	2.0	2	0
Murphy-Bunting	1	0	0.0	0	0
David	1	-5	-5.0	-5	0
BUCCANEERS	15	171	11.4	37	1
OPPONENTS	12	254	21.2	78t	2

PUNTING	No	Yds	Avg	Net	TB	In20	Lg	Bk
Pinion	55	2486	45.2	40.2	2	19	62	0
BUCS	55	2486	45.2	40.2	2	19	62	0
OPPONENTS	66	2956	44.8	41.5	2	27	67	1

PUNT RETURNS	Ret	FC	Yds	Avg	Lg	TD
Mickens	16	12	99	6.2	14	0
Barner	13	0	75	5.8	21	0
Brown	1	2	2	0.0	2	0
BUCCANEERS	30	14	176	5.9	21	0
OPPONENTS	23	15	236	10.3	74t	1

KICKOFF RETURNS	Ret	Yds	Avg	Lg	TD
Mickens	14	340	24.3	34	0
Barner	7	167	23.9	33	0
Grayson	1	20	20.0	20	0
Watson	2	19	9.5	13	0
Edwards	1	0	0.0	0	0
BUCCANEERS	25	546	21.8	34	0
OPPONENTS	14	471	33.6	98	0

FIELD GOALS	1-19	20-29	30-39	40-49	50+	Lg
Succop	1-1	10-10	9-9	7-9	1-2	50
BUCCANEERS	1-1	10-10	9-9	7-9	1-2	50
OPPONENTS	1-1	6-6	7-8	4-7	3-4	56

Succop: (54B, 38G) (33G) (43G, 35G) (44WL, 26G) (39G, 35G, 46G, 25G) (50G) (29G) (37G, 40G, 43G, 38G) (48G) (23G, 24G, 21G, 40G) (38G) (26G) (19G, 48G) (27G) (42WL) (29G, 38G, 25G)

OPPONENTS: (29G, 21G) (23G) (56G) (53G, 47WL) (47G, 38G) (39G) (42G, 36G) (33G) (36G) (46G) (38G, 44WR, 40G) (19G, 29G) (36WR, 54WR, 46WR) (32G, 52G) ( ) (22G, 21G)

PASSING	Att	Comp	Yds	Cmp%	Yds/Att	TD	TD%	INT	INT%	Lg	Sack/Lost	Rating
Brady	610	401	4633	65.7	7.60	40	6.6	12	2.0	50	21/143	102.2
Gabbert	16	9	143	56.3	8.94	2	12.5	0	0.0	35	1/7	125.8
BUCCANEERS	626	410	4776	65.5	7.63	42	6.7	12	1.9	50	22/150	102.8
OPPONENTS	617	426	4311	69.0	6.99	29	4.7	15	2.4	75t	48/366	94.3

2020 TAMPA BAY BUCCANEER POSTSEASON STATISTICS

2020 RECORD --			WON: 4	LOST: 0
Jan 9	W	31-23	at Washington	n/a
Jan 17	W	30-20	at New Orleans	3,750
Jan 24	W	31-26	at Green Bay	7,772
Feb 7	W	31-9	Kansas City	24,835

	BUCCANEERS	OPPONENTS
TOTAL FIRST DOWNS	91	88
Rushing	26	25
Passing	55	53
Penalty	10	10
3rd Down: Made/Att.	27/57 47.4%	24/52 46.2%
4th Down: Made/Att.	2/3 66.7%	1/4 25.0%
POSSESSION AVG.	29:52	30:08
TOTAL NET YARDS	1514	1400
Avg. Per Game	378.5	350.0
Total Plays	265	267
Avg. Per Play	5.7	5.2
NET YARDS RUSHING	490	364
Avg. Per Game	122.5	91.0
Total Rushes	121	81
NET YARDS PASSING	1024	1036
Avg. Per Game	256.0	259.0
Sacked/Yards Lost	6/37	10/76
Gross Yards	1061	1112
Att./Completions	138/81	176/105
Completion Pct.	58.7	59.7
Had Intercepted	3	7
PUNTS/AVERAGE	13/41.5	13/43.4
NET PUNTING AVERAGE	36.8	37.3
PENALTIES/YARDS	16/133	22/209
FUMBLES/FUMBLES LOST	4/1	4/2
TOUCHDOWNS	14	8
Rushing	4	2
Passing	10	6
Returns	0	0

SCORE BY QUARTERS	1	2	3	4	OT	TOTAL
BUCCANEERS	23	50	24	26	0	123
OPPONENTS	9	27	32	10	0	78

SCORING	TD	R	P	Rt	PAT	2P	FG	S	PTS
Succop	0	0	0	0	12-13	0	9-9	0	39
Fournette	4	3	1	0	0-0	0	0-0	0	24
Brown	2	0	2	0	0-0	0	0-0	0	12
Evans	2	0	2	0	0-0	0	0-0	0	12
Gronkowski	2	0	2	0	0-0	0	0-0	0	12
Brady	1	1	0	0	0-0	0	0-0	0	6
Brate	1	0	1	0	0-0	0	0-0	0	6
Godwin	1	0	1	0	0-0	0	0-0	0	6
Miller	1	0	1	0	0-0	0	0-0	0	6
BUCCANEERS	14	4	10	0	12-13	0-1	9-9	0	123
OPPONENTS	8	2	6	0	6-6	0-2	8-8	0	78

SACKS: Barrett 4.0, Pierre-Paul 2.0, Suh 1.5, David 1.0, Nelson 1.0, Gill 0.5.  
Buccaneers 10.0, Opponents 6.0.

PASSING	Att	Comp	Yds	Cmp%	Yds/Att	TD	TD%	INT	INT%	Lg	Sack/Lost	Rating
Brady	138	81	1061	58.7	7.69	10	7.2	3	2.2	52	6/37	98.1
BUCCANEERS	138	81	1061	58.7	7.69	10	7.2	3	2.2	36t	6/37	98.1
OPPONENTS	176	105	1112	59.7	6.32	6	3.4	7	4.0	56t	10/76	72.9

RUSHING	No	Yds	Avg	Lg	TD
Fournette	64	300	4.7	27t	3
Jones	35	139	4.0	13	0
Brown	1	22	22.0	22	0
Vaughn	5	21	4.2	6	0
Godwin	1	6	6.0	6	0
Miller	2	5	2.5	8	0
Brady	13	-3	-0.2	2	1
BUCCANEERS	121	490	4.0	22	4
OPPONENTS	81	364	4.5	26	2

RECEIVING	No	Yds	Avg	Lg	TD
Fournette	18	148	8.2	22	1
Godwin	16	232	14.5	52	1
Brate	14	175	12.5	24	1
Evans	11	204	18.5	35	2
Gronkowski	8	110	13.8	29	2
Brown	8	81	10.1	36t	2
Miller	4	80	20.0	39t	1
Johnson	2	31	15.5	16	0
BUCCANEERS	81	1061	13.1	52	10
OPPONENTS	105	1112	10.6	56t	6

INTERCEPTIONS	No	Yds	Avg	Lg	TD
Murphy-Bunting	3	36	12.0	36	0
White	2	28	14.0	28	0
Edwards	1	1	1.0	1	0
Winfield	1	0	0.0	0	0
BUCCANEERS	7	65	9.3	36	0
OPPONENTS	3	16	5.3	16	0

PUNTING	No	Yds	Avg	Net	TB	In20	Lg	Bk
Pinion	13	540	41.5	36.8	0	7	53	0
BUCS	13	540	41.5	36.8	0	7	53	0
OPPONENTS	13	564	43.4	37.3	2	2	55	0

PUNT RETURNS	Ret	FC	Yds	Avg	Lg	TD
Mickens	5	2	39	7.8	13	0
BUCCANEERS	5	2	39	7.8	13	0
OPPONENTS	4	5	61	15.3	54	0

KICKOFF RETURNS	Ret	Yds	Avg	Lg	TD
Mickens	10	222	22.2	43	0
BUCCANEERS	10	222	22.2	43	0
OPPONENTS	6	148	24.7	41	0

FIELD GOALS	1-19	20-29	30-39	40-49	50+	Lg
Succop	0-0	3-3	4-4	1-1	1-1	52
BUCCANEERS	0-0	3-3	4-4	1-1	1-1	52
OPPONENTS	0-0	3-3	2-2	2-2	1-1	52

Succop: (29G, 23G, 38G, 37G) (29G, 37G, 36G) (46G) (52G)

OPPONENTS: (36G) (23G, 42G) (24G, 26G) (49G, 34G, 52G)

## 2020 BUCCANEERS REGULAR SEASON DEFENSIVE STATISTICS

Player	Tackles				Sacks			Interceptions				Fumbles			
	Solo	Ast.	Total	TFL	Sack	Yds	QBH	INT	Yds	TD	PD	FF	FR	Yds	TD
Devin White	97	43	140	15	9.0	70.0	16	-	-	-	4	1	1	2	0
Lavonte David	82	35	117	12	1.5	15.0	3	1	-5	0	6	3	2	0	0
Antoine Winfield, Jr.	61	30	91	1	3.0	20.0	4	1	16	0	6	2	1	0	0
Jordan Whitehead	53	21	74	9	2.0	19.0	3	2	2	0	4	1	1	0	0
Carlton Davis	52	16	68	3	-	-	-	4	42	0	18	-	-	-	-
Sean Murphy-Bunting	51	15	66	3	-	-	1	1	0	0	3	1	1	3	0
Jamel Dean	48	11	59	2	-	-	-	1	32	1	7	-	-	-	-
Shaquil Barrett	43	14	57	11	8.0	57.0	16	-	-	-	3	2	-	-	-
Jason Pierre-Paul	34	21	55	7	9.5	62.0	14	2	15	0	6	4	2	6	0
Ndamukong Suh	27	17	44	9	6.0	45.0	19	-	-	-	2	1	-	-	-
William Gholston	24	20	44	8	3.0	23.0	20	-	-	-	2	-	1	1	0
Rakeem Nunez-Roches	7	13	20	-	-	-	3	-	-	-	-	-	-	-	-
Steve McLendon	7	10	17	2	-	-	-	-	-	-	-	-	-	-	-
Anthony Nelson	10	6	16	2	1.0	10.0	7	-	-	-	1	-	-	-	-
Kevin Minter	10	3	13	-	-	-	-	-	-	-	1	-	-	-	-
Ross Cockrell	9	2	11	1	-	-	1	-	-	-	1	-	-	-	-
Vita Ve <sup>IR</sup>	6	4	10	3	2.0	19.0	3	-	-	-	-	-	-	-	-
Mike Edwards	5	4	9	-	-	-	-	2	67	0	5	-	1	31	0
Herb Miller	3	0	3	-	-	-	-	1	2	0	1	-	-	-	-
Cam Gill	2	1	3	-	-	-	-	-	-	-	-	-	-	-	-
Jeremiah Ledbetter	2	1	3	1	1.0	11.0	2	-	-	-	-	-	-	-	-
Patrick O'Connor	2	1	3	1	1.0	10.0	1	-	-	-	-	-	-	-	-
Khalil Davis	1	1	2	-	-	-	2	-	-	-	-	-	-	-	-
Justin Watson	1	0	1	1	1.0	5.0	1	-	-	-	-	-	-	-	-
<b>Totals</b>	<b>637</b>	<b>289</b>	<b>926</b>	<b>91</b>	<b>48.0</b>	<b>366.0</b>	<b>116</b>	<b>15</b>	<b>171</b>	<b>1</b>	<b>70</b>	<b>15</b>	<b>10</b>	<b>43</b>	<b>0</b>

## 2020 REGULAR SEASON SPECIAL TEAMS STATISTICS

Player	Tackles			Fumbles		
	Solo	Ast.	Total	FF	FR	TD
Ryan Smith	4	0	4	-	-	-
Justin Watson	2	2	4	-	-	-
Jamel Dean	3	0	3	-	-	-
Antoine Winfield	3	0	3	-	-	-
Sean Murphy-Bunting	1	2	3	-	-	-
Cam Gill	2	0	2	-	-	-
Jaydon Mickens	2	0	2	-	-	-
Herb Miller <sup>PS</sup>	2	0	2	-	-	-
Zach Triner	2	0	2	-	-	-
Andrew Adams	1	1	2	-	-	-
Jack Cichy	1	1	2	-	-	-
Mike Edwards	1	1	2	-	-	-
Anthony Nelson	1	1	2	-	-	-
Kevin Minter	0	2	2	-	-	-
Kenjon Barner	1	0	1	-	-	-
Patrick O'Connor	1	0	1	-	-	-
Bradley Pinion	1	0	1	-	-	-
<b>Totals</b>	<b>28</b>	<b>10</b>	<b>38</b>	<b>0</b>	<b>0</b>	<b>0</b>

Blocked Kicks			
	FG	PAT	Punt
Patrick O'Connor	0	0	1
<b>Totals</b>	<b>0</b>	<b>0</b>	<b>1</b>

Own Fumbles				
	Total	Lost	OR	OOB
Tom Brady	3	1	2	0
Mike Edwards	1	1	0	0
Blaine Gabbert	1	0	1	0
Chris Godwin	1	0	1	0
Ryan Jensen	1	0	1	0
Ronald Jones	2	2	0	0
Rob Gronkowski	1	0	1	0
Ke'Shawn Vaughn	1	1	0	0
<b>Totals</b>	<b>11</b>	<b>5</b>	<b>6</b>	<b>0</b>

Miscellaneous Tackles/FRs			
	Tackles	FF	FR
Tom Brady	0	0	3
Antonio Brown	1	0	0
Leonard Fournette	0	0	1
Blaine Gabbert	0	0	1
Chris Godwin	2	0	0
Rob Gronkowski	1	0	0
Ali Marpet	1	0	0
Donovan Smith	1	0	0
Ke'Shawn Vaughn	0	0	1
Tristan Wirfs	1	0	0
<b>Totals</b>	<b>7</b>	<b>0</b>	<b>6</b>

### Return Touchdowns

Jamel Dean, 32-yard interception return, vs. Green Bay, 10/18/20

### Safeties

Shaquil Barrett, at Denver, 9/27/20

(IR - inj. reserve; PS - practice squad; N - not on team)



## 2020 BUCCANEERS POSTSEASON DEFENSIVE STATISTICS

Player	Tackles				Sacks			Interceptions				Fumbles			
	Solo	Ast.	Total	TFL	Sack	Yds	QBH	INT	Yds	TD	PD	FF	FR	Yds	TD
Devin White	27	11	38	3	-	-	-	2	28	0	2	-	2	39	0
Lavonte David	22	4	26	1	1.0	11.0	1	-	-	-	4	-	-	-	-
Carlton Davis	15	6	21	-	-	-	-	-	-	-	3	-	-	-	-
Sean Murphy-Bunting	15	4	19	1	-	-	-	3	36	0	5	-	-	-	-
Jamel Dean	15	1	16	-	-	-	-	-	-	-	3	-	-	-	-
Antoine Winfield, Jr.	15	3	18	2	-	-	-	1	0	-	2	1	-	-	-
Jason Pierre-Paul	10	3	13	3	2.0	14.0	3	-	-	-	3	-	-	-	-
Mike Edwards	8	4	12	-	-	-	-	1	1	0	3	-	-	-	-
Shaquil Barrett	6	3	9	3	4.0	24.0	8	-	-	-	-	-	-	-	-
Ndamukong Suh	4	6	10	1	1.5	14.5	4	-	-	-	-	-	-	-	-
Jordan Whitehead	8	1	9	-	-	-	-	-	-	-	1	2	-	-	-
Kevin Minter	3	3	6	-	-	-	-	-	-	-	1	-	-	-	-
Andrew Adams	3	2	5	-	-	-	-	-	-	-	1	-	-	-	-
Steve McLendon	2	3	5	-	-	-	3	-	-	-	-	-	-	-	-
Anthony Nelson	3	0	3	1	1.0	6.0	2	-	-	-	-	-	-	-	-
Rakeem Nunez-Roches	0	3	3	-	-	-	1	-	-	-	-	-	-	-	-
Will Gholston	1	1	2	-	-	-	4	-	-	-	-	-	-	-	-
Ross Cockrell	1	0	1	-	-	-	-	-	-	-	1	-	-	-	-
Vita Vea	1	0	1	-	-	-	-	-	-	-	-	-	-	-	-
Cam Gill	0	1	1	-	0.5	6.5	-	-	-	-	-	1	-	-	-
<b>Totals</b>	<b>159</b>	<b>59</b>	<b>218</b>	<b>15</b>	<b>10.0</b>	<b>76.0</b>	<b>26</b>	<b>7</b>	<b>65</b>	<b>0</b>	<b>29</b>	<b>4</b>	<b>2</b>	<b>39</b>	<b>0</b>

## 2020 POSTSEASON SPECIAL TEAMS STATISTICS

Player	Tackles			Fumbles		
	Solo	Ast.	Total	FF	FR	TD
Andrew Adams	1	0	1	-	-	-
Carlton Davis	1	0	1	-	-	-
Cam Gill	1	0	1	-	-	-
Jaydon Mickens	1	0	1	-	-	-
Anthony Nelson	1	0	1	-	-	-
Bradley Pinion	1	0	1	-	-	-
Ryan Smith	1	0	1	-	-	-
Justin Watson	1	0	1	-	-	-
<b>Totals</b>	<b>8</b>	<b>0</b>	<b>8</b>	<b>0</b>	<b>0</b>	<b>0</b>

Blocked Kicks			
	FG	PAT	Punt
Totals	0	0	0

Own Fumbles				
	Total	Lost	OR	OOB
Tom Brady	2	0	2	0
Cam Brate	1	0	1	0
Ke'Shawn Vaughn	1	1	0	0
Totals	4	1	3	0

### Return Touchdowns

### Safeties

Miscellaneous Tackles/FRs			
	Tackles	FF	FR
Tom Brady	0	0	1
Cam Brate	0	0	1
Mike Evans	1	0	0
Chris Godwin	1	0	0
Totals	2	0	2

(IR - inj. reserve; PS - practice squad; N - not on team)

2020 BUCCANEERS PARTICIPATION CHART

Legend

Position Abbreviation Indicates Start (e.g. RCB indicates started at right cornerback) P = Played DNP = Did Not Play IA = Inactive IR = Injured Reserve RES = Reserve PS = Practice Squad  
N = Not on Roster PUP = Res./Phys. Unable to Perform NFI = Res./Non-Football-Injury COV = Reserve/COVID-19 OPT = Reserve/Opt Out PSE = Practice Squad Elevated

Player	P O S	G P	G S	D N P	I A	1 @no	2 CAR	3 @den	4 LAC	5 @chi	6 GB	7 @lv	8 @nyg	9 NO	10 @car	11 LAR	12 KC	13 MIN	14 @atl	15 @det	16 ATL	P1 @was	P2 @no	P3 @gb	P4 kc
Adams, Andrew	S	16	0	0	0	P	P	P	P	P	P	P	P	P	P	P	P	P	P	P	P	P	P	P	P
Auclair, Antony	TE	8	2	0	2	P	IR	IR	IR	IR	IR	IR	TE	N	N	P	P	TE	IA	IA	P	IA	IA	IA	IA
Bailey, Zack	G	0	0	0	0	PS	PS	PS	PS	PS	PS	PS	PS	N	N	N	N	N	IA	N	N	N	N	N	N
Barner, Kenjon	RB	6	0	0	0	PS	PS	PSE-P	PSE-P	RES	RES	RES	RES	PS	PS	PSE-P	PS	P	P	P	IR	IR	IR	IR	IR
Barrett, Shaquil	OLB	15	15	0	0	OLB	OLB	OLB	OLB	OLB	OLB	OLB	OLB	OLB	OLB	OLB	OLB	OLB	OLB	OLB	COV	OLB	OLB	OLB	OLB
Bell, Quinton	OLB	5	0	0	2	P	P	P	P	P	IA	IA	PS	PS	PS	PS	PS	PS	PS	PS	PS	PS	PS	PS	PS
Brady, Tom	QB	16	16	0	0	QB	QB	QB	QB	QB	QB	QB	QB	QB	QB	QB	QB	QB	QB	QB	QB	QB	QB	QB	QB
Brate, Cameron	TE	16	1	0	0	P	P	P	P	P	P	P	P	TE	P	P	P	P	P	P	TE	P	P	P	P
Brown, Antonio	WR	8	4	0	0	N	N	N	N	N	N	N	RES	P	P	WR	P	P	WR	WR	WR	P	WR	IA	P
Bucannon, Deone	ILB	0	0	0	0	N	N	N	N	N	N	N	N	N	N	N	N	N	N	N	N	PSE-P	PSE-P	P	P
Cappa, Alex	G	16	16	0	0	RG	RG	RG	RG	RG	RG	RG	RG	RG	RG	RG	RG	RG	RG	RG	RG	RG	IR	IR	IR
Cichy, Jack	ILB	6	0	0	1	P	P	P	P	IR	IR	IR	IR	IR	IR	IR	IA	N	N	N	P	P	IR	IR	IR
Cockrell, Russ	CB	12	2	0	0	N	N	PS	PS	PSE-P	P	P	P	P	P	P	CB	P	P	CB	P	P	P	P	P
Colquitt, Dustin	P	0	0	0	0	N	N	N	N	N	N	N	N	N	N	N	N	N	PS	N	N	N	N	N	N
David, Lavonte	ILB	16	16	0	0	ILB	ILB	ILB	ILB	ILB	ILB	ILB	ILB	ILB	ILB	ILB	ILB	ILB	ILB	ILB	ILB	ILB	ILB	ILB	ILB
Davis, Carlton	CB	14	14	0	2	CB	CB	CB	CB	CB	CB	CB	CB	CB	CB	CB	CB	CB	CB	IA	IA	CB	CB	CB	CB
Davis, Khalil	DT	2	0	0	14	IA	IA	IA	IA	IA	IA	IA	IA	IA	IA	IA	IA	IA	IA	P	P	P	IA	IA	
Dean, Jamel	CB	14	7	0	2	P	P	CB	P	P	P	P	CB	CB	CB	CB	IA	IA	P	CB	CB	CB	CB	CB	CB
Dixon, D'Cota	S	0	0	0	0	PS	PS	PS	PS	PS	PS	N	N	N	N	N	N	N	N	N	N	N	N	N	N
Edwards, Mike	S	16	0	0	0	P	P	P	P	P	P	P	P	P	P	P	P	P	P	P	P	P	S	P	P
Evans, Justin	S	0	0	0	0	PUP	PUP	PUP	PUP	PUP	PUP	PUP	PUP	PUP	PUP	PUP	PUP	PUP	PUP	N	N	N	N	N	N
Evans, Mike	WR	16	16	0	0	WR	WR	WR	WR	WR	WR	WR	WR	WR	WR	WR	WR	WR	WR	WR	WR	WR	WR	WR	WR
Fournette, Leonard	RB	13	3	0	3	P	P	P	IA	P	IA	P	P	P	P	P	P	IA	RB	RB	RB	RB	RB	RB	RB
Franklin, John	CB	0	0	0	0	IR	IR	IR	IR	IR	IR	IR	IR	IR	IR	IR	IR	IR	IR	IR	IR	IR	IR	IR	IR
Gabbert, Blaine	QB	4	0	12	0	DNP	DNP	DNP	DNP	DNP	P	DNP	DNP	P	P	DNP	DNP	DNP	DNP	P	DNP	DNP	DNP	DNP	DNP
Gholston, William	DL	16	12	0	0	DL	DL	P	DL	DL	DL	DL	DL	DL	P	DL	P	DL	P	DL	P	P	P	P	P
Gill, Cam	OLB	12	0	0	4	IA	IA	IA	IA	P	P	P	P	P	P	P	P	P	P	P	P	P	P	P	P
Godwin, Chris	WR	12	12	0	4	WR	IA	WR	IA	IA	WR	WR	IA	WR	WR	WR	WR	WR	WR	WR	WR	WR	WR	WR	WR
Grayson, Cyril	WR	3	0	0	3	PSE-IA	PSE-P	PS	PS	P	P	IA	IA	PS	COV	PS	PS	PS	PS	IR	IR	IR	IR	IR	PS
Griffin, Ryan	QB	0	0	0	16	IA	IA	IA	IA	IA	IA	IA	IA	IA	IA	IA	IA	IA	IA	IA	IA	IA	IA	IA	IA
Gronkowski, Rob	TE	16	16	0	0	TE	TE	TE	TE	TE	TE	TE	TE	TE	TE	TE	TE	TE	TE	TE	TE	TE	TE	TE	TE
Haeg, Joe	T	12	3	4	0	DNP	DNP	DNP	DNP	P	P	TE	TE	LG	P	P	P	P	P	P	P	P	P	P	P
Hagan, Javon	S	0	0	0	0	PS	PS	PS	PS	PS	PS	PS	PS	PS	PS	PS	PS	PS	PS	PS	PS	PS	PSE-IA	PSE-P	PS
Helm, Daniel	TE	0	0	0	0	N	N	PS	N	N	N	N	N	N	N	N	N	N	N	N	N	N	N	N	N
Howard, O.J.	TE	4	1	0	0	P	P	TE	P	IR	IR	IR	IR	IR	IR	IR	IR	IR	IR	IR	IR	IR	IR	IR	IR
Hudson, Tanner	TE	11	0	0	4	PS	PSE-P	P	P	P	P	P	P	P	P	IA	IA	IA	P	IA	P	P	P	P	P
Hurst, John	WR	0	0	0	0	IR	IR	IR	IR	IR	IR	PS	PS	N	N	N	N	N	N	N	N	N	N	N	N
Jensen, Ryan	C	16	16	0	0	C	C	C	C	C	C	C	C	C	LG	LG	C	C	C	C	C	C	C	C	C
Johnson, Tyler	WR	14	3	0	2	IA	IA	P	P	WR	WR	P	P	P	P	P	WR	P	P	P	P	P	P	P	P
Jones, Ronald	RB	14	13	0	0	RB	RB	RB	RB	RB	RB	RB	RB	RB	RB	RB	RB	RB	COV	COV	P	DNP	P	P	P
Jonsen, Travis	WR	0	0	0	0	N	N	N	N	N	PS	PS	PS	PS	PS	PS	PS	PS	PS	PS	PS	PS	PS	PS	PS
Joseph, Greg	K	0	0	0	1	PS	PS	PS	PS	PS	PS	PS	PS	PS	PS	PS	PS	PS	PSE-IA	PS	PS	PS	PS	PS	PS
Larsen, Ted	G	0	0	1	0	N	N	N	N	N	N	N	N	N	N	N	N	PS	PSE-DNP	PS	PS	PSE-P	PSE-P	PSE-DNP	PSE-DNP
Ledbetter, Jeremiah	DL	3	0	0	2	PS	PS	PS	PS	PS	PSE-P	PS	PS	PS	PS	PS	PS	IA	P	IA	IA	IA	IA	IA	IA
Leverett, Nick	G	0	0	0	0	PS	PS	PS	PS	PS	PS	PS	PS	PS	PS	PS	PS	PS	PS	PS	N	N	PS	N	N
Logan, T.J.	RB	0	0	0	0	IR	IR	IR	IR	IR	IR	IR	IR	IR	IR	COV	COV	IR	IR	IR	IR	IR	IR	IR	IR
Marpet, Ali	G	13	13	0	3	LG	LG	LG	LG	LG	LG	LG	LG	IA	IA	IA	LG	LG	LG	LG	LG	LG	LG	LG	LG
McCoy, LeSean	RB	10	0	4	2	P	P	P	P	IA	P	DNP	DNP	DNP	P	DNP	P	P	P	P	IA	IA	P	P	DNP
McElroy, Codey	TE	0	0	0	0	N	N	N	N	N	PS	PS	PS	PS	PS	PS	PS	PS	PS	PS	PS	PS	PS	PS	PS
McLendon, Steve	DL	9	0	0	0	N	N	N	N	N	N	P	P	P	P	P	P	P	P	COV	COV	P	P	P	P
Mickens, Jaydon	WR	10	0	0	0	P	P	P	P	P	P	P	P	P	COV	COV	COV	PS	PS	PS	P	P	P	P	P
Miller, Herb	S	4	0	0	0	PS	PS	PS	PS	PS	PS	PS	PS	PS	PS	PS	PSE-P	PSE-P	PS	PSE-P	PSE-P	PSE-IA	PS	PS	PS
Miller, Scotty	WR	16	5	0	0	WR	WR	P	WR	WR	P	P	WR	P	P	P	P	P	P	P	P	P	WR	WR	WR
Minter, Kevin	ILB	16	1	0	0	P	P	P	P	P	P	P	P	P	P	P	P	P	P	P	ILB	ILB	COV	P	P
Molchon, John	G	0	0	0	1	IR	IR	IR	IR	IR	IR	IR	N	PS	PS	PS	PSE-IA	PS	PS	PS	PS	PS	PS	PS	PS
Motley, Parnell	CB	2	0	1	2	IA	IA	P	P	DNP	N	N	N	N	N	N	N	N	N	N	N	N	N	N	N
Murphy-Bunting, Sean	CB	16	13	0	0	CB	CB	CB	CB	CB	CB	CB	P	P	CB	P	CB	CB	CB	CB	CB	CB	CB	CB	CB
Nelson, Anthony	OLB	16	1	0	0	P	P	P	P	P	P	P	P	P	P	P	P	P	P	P	OLB	P	P	P	P
Nuñez-Roches, Rakeem	DL	16	11	0	0	P	P	P	P	P	NT	NT	NT	NT	NT	NT	NT	NT	NT	NT	NT	NT	NT	NT	NT
O'Connor, Patrick	DL	16	0	0	0	P	P	P	P	P	P	P	P	P	P	P	P	P	P	P	P	P	P	P	P
Pearson, Josh	WR	0	0	0	1	PS	PS	PS	PS	PSE-IA	PS	PS	PS	PS	PS	PS	PS	PS	PS	PS	PS	PS	PS	PS	PS
Pierre-Paul, Jason	OLB	16	16	0	0	OLB	OLB	OLB	OLB	OLB	OLB	OLB	OLB	OLB	OLB	OLB	OLB	OLB	OLB	OLB	OLB	OLB	OLB	OLB	OLB
Pinion, Bradley	P	16	0	0	0	P	P	P	P	P	P	P	P	P	P	P	P	P	P	P	P	P	P	P	P
Potoa'e, Benning	DL	1	0	0	0	PS	PS	PS	PS	PS	PS	PS	PS	PS	PS	PS	PS	PS	PS	PS	PSE-P	PSE-P	PS	PS	PS
Prosisce, C.J.	RB	0	0	0	0	N	N	N	N	N	N	N	N	N	N	N	N	N	N	N	N	PS	PS	PS	N
Rosen, Josh	QB	0	0	0	0	PS	PS	PS	PS	PS	PS	PS	PS	PS	PS	PS	PS	PS	PS	N	N	N	N	N	N
Russell, Chapelle	OLB	11	0	0	0	PS	PS	PS	PS	PS	P	P	P	P	P	P	P	P	P	P	P	N	N	N	N
Sanborn, Garrison	LS	0	0	0	0	N	N	N	N	N	N	N	N	N	N	N	N	PS	PS	PS	PS	PS	PS	PS	PS
Scales, Tegray	LB	0	0	0	0	N	N	N	N	N	PS	PS	N	N	N	N	N	N	N	N	N	N	N	N	N
Seaton, Brad	T	0	0	0	0	OPT	OPT	OPT	OPT	OPT	OPT	OPT	OPT	OPT	OPT	OPT	OPT	OPT	OPT	OPT	OPT	OPT	OPT	OPT	OPT
Shackelford, Zach	C	0	0	0	0	PS	PS	PS	PS	PS	N	N	N	N	N	N	N	N	N	N	N	N	N	N	N
Shipley, A.Q.	C	5	2	6	0	DNP	DNP	DNP	DNP	DNP	P	P	DNP	P	C	C	IR	IR	IR	IR	IR	IR	IR	IR	IR
Smith, Donovan	T	15	15	0	0	LT	LT	LT	LT	LT	LT	LT	LT	LT	LT	LT	LT	LT	COV	LT	LT	LT	LT	LT	LT
Smith, Kobe	DL	0	0	0	0	N	N	N	N	N	N	PS	PS	PS	PS	PS	PS	PS	PS	PS	PS	PS	PS	PS	PS
Smith, Ryan	CB	16	0	0	0	P	P	P	P	P	P	P	P	P	P	P	P	P	P	P	P	P	P	P	P
Stanton, Drew	QB	0	0	0	0	N	N	N	N	N	N	N	N	N	N	N	N	N	PS	PS	PS	PS	PS		