

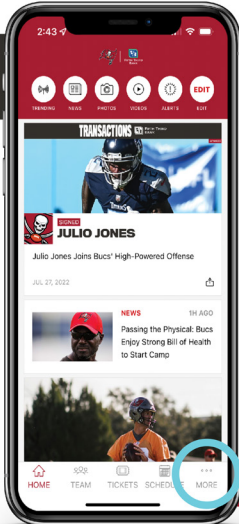
STEP-BY-STEP GUIDE:

ACCESSING YOUR KREWE CARD FOR DISCOUNTS ON CONCESSIONS & MERCHANDISE

1 DOWNLOAD THE APP

Download the official Buccaneers App for free from the App Store or Google Play Store on your mobile device.


Open the app, then select **MORE** on the bottom navigation bar.



2 LOG IN

Scroll down to **SETTINGS**.

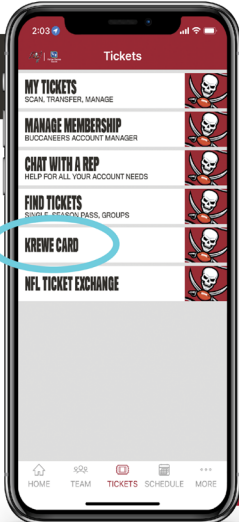
Under **SETTINGS**, make sure you are logged into Bucs Account Manager. If not, select **LOG IN**, then **BUCS ACCOUNT MANAGER**, then **SIGN IN TO BUCS**.



3 ACCESS YOUR CARD


Select **TICKETS**.

Select **KREWE CARD**.



4 REDEEM DISCOUNT & STORED VALUE

To redeem your discount or stored value, present the QR code to be scanned at concessions and merchandise stands inside Raymond James Stadium, or at the Team Store. Screenshots will not be accepted. For easy gameday access, add to your device's wallet.



YOU'RE ALL SET!

We encourage you to retrieve your SECURE DIGITAL TICKET before arriving to the stadium for ease of access.

TROUBLESHOOTING TIPS

Visit your App Store to confirm you have the latest version of the Buccaneers App. If an upgrade is available, follow the prompts to upgrade.

Under **SETTINGS**, confirm you are signed in to Bucs Account Manager. Select **MORE**, scroll down to **SETTINGS**. Under **LINKED ACCOUNTS**, there should be a checkmark next to Bucs Account Manager. There should NOT be a checkmark next to the box below. If there is, select **LOG OUT**. After logging out, select **LOG IN**. Select **BUCS ACCOUNT MANAGER**, then **SIGN IN TO BUCS**. Log in using the email address and password associated with your Buccaneers account.