

TAMPA BAY BUCCANEERS

2022



SEASON

IN REVIEW

# TAMPA BAY BUCCANEERS

2022-23 WEEKLY GAME RELEASE



2022 TAMPA BAY BUCCANEERS - NFC SOUTH CHAMPIONS

REGULAR SEASON RECORD: 8-9 | POSTSEASON RECORD: 0-1

RECORD VS. NFC: 8-4 (SOUTH: 4-2, EAST: 1-0, NORTH: 0-1, WEST: 3-1)

RECORD VS. AFC: 0-5 (NORTH: 0-4, WEST: 0-1)

HOME RECORD: 4-4 | PLAYOFFS: 0-1

ROAD RECORD: 3-5 | NEUTRAL SITE RECORD: 1-0



## STEERING THE SHIP


BACK-TO-BACK DIVISION CHAMPIONS - FIRST TIME IN TEAM HISTORY

### 2022-23 PLAYOFFS

SUPER WILD CARD ROUND

L 14-31

JAN. 16



THE BUCCANEERS ARE 1-OF-3 TEAMS TO MAKE THE PLAYOFFS IN EACH OF THE PAST THREE SEASONS (BUCCANEERS, BILLS, CHIEFS)

### MOST TOTAL WINS SINCE 2020

Team	Wins
1. Kansas City Chiefs	46
2. Buffalo Bills	41
3. Tampa Bay Buccaneers	37
4. Green Bay Packers	35
5. San Francisco 49ers	33

### ACCOUNTABLE TO ONE ANOTHER

#### TAMPA BAY'S TOP 10 DEFENSE UNDER BOWLES (2019-22)

Rush Defense	1st (92.3 ypg)
Fewest Opponent Yards/Rush	1st (3.95)
Defensive Fumble Recoveries	1st (47)
Quarterback Hits	1st (452)
Strip Sacks	2nd (32)
Tackles for Loss	3rd (348)
Forced Fumbles	4th (64)
Fewest Opponent Net Yards/Pass Attempt	4th (6.24)
Sacks	5th (187.0)
Third Down Conversion Rate Allowed	5th (37.4%)
Takeaways	t-5th (102)
Fewest Opponent Yards Per Play	6th (5.13)
Passes Defensed	6th (299)
Defensive Touchdowns	t-6th (100)
Total Defense	9th (331.6 ypg)

HOME	AWAY	W 19-3	W 20-10	L 12-14	L 31-41	W 21-15	L 18-20	L 3-21	L 22-27
<b>2022 SCHEDULE</b>									
SEPT. 11	SEPT. 18	SEPT. 25	OCT. 2	OCT. 9	OCT. 16	OCT. 23	OCT. 27		
W 16-13	W 21-16	L 17-23	W 17-16	L 7-35	L 23-34	W 19-16	W 30-24	L 17-30	
NOV. 6	NOV. 13	NOV. 21	NOV. 27	DEC. 5	DEC. 11	DEC. 18	DEC. 25	JAN. 1	JAN. 8
LA	SEA	WEEK 11 BYE	CIN	NO	SF	TEN	ARI	CAR	ATL



# WHERE THEY RANKED

## BUCCANEERS RANKINGS

CATEGORY	STAT	RANK
TOTAL OFFENSE	346.7	15th
RUSH OFFENSE	76.9	32nd
PASS OFFENSE	324.3	2nd
TOTAL DEFENSE	324.3	t-9th
RUSH DEFENSE	120.7	15th
PASS DEFENSE	203.6	9th
POINTS SCORED	18.4	25th
POINTS ALLOWED	21.1	13th
SACKS	45.0	t-7th
SACKS ALLOWED	22.0	1st
TURNOVER MARGIN	-2	t-20th



## TEAM LEADERS

### 2022 REGULAR SEASON

RUSHING YARDS	Leonard Fournette (668)
RUSHING TDS	Leonard Fournette (3)
PASSER RATING	Tom Brady (90.7)
PASSING YARDS	Tom Brady (4,694)
PASSING TDS	Tom Brady (25)
RECEPTIONS	Chris Godwin (104)
RECEIVING YARDS	Mike Evans (1,124)
RECEIVING TDS	Mike Evans (6)
TACKLES	Lavonte David/ Devin White (124)
SACKS	Vita Vea (6.5)
INTERCEPTIONS	Three Players Tied (2)

# 2022 BUCCANEERS TEAM RECORDS

## ALL-TIME NFL RECORDS

- 499 pass completions, the most in a single season in NFL history.
- 751 pass attempts, the most in a single season in NFL history.

## SINGLE-SEASON FRANCHISE RECORDS

- 66.4 completion percentage, the second-best mark in franchise history.
- 240 passing first downs, the fifth-most in team history.
- 4,586 passing yards, the fifth-most in franchise history.
- 22.0 sacks allowed, the fifth-fewest in team history.
- 5,894 total net yards, the sixth-most in team history.
- 346 first downs, the sixth-most in team history.
- 45.0 defensive sacks, tied for the fifth-most in team history.

## SINGLE-GAME FRANCHISE RECORDS

- Five takeaways at New Orleans (9/18/22), tied for the fourth-most in a single game in franchise history.





# RECORD SETTERS

## NFL RECORDS & MILESTONES

### TOM BRADY

- Seven Super Bowl titles, the most in NFL history.
- 15 Pro Bowl Selections, the most in NFL history.
- 19 division titles, the most in NFL history.
- 11 Player of the Month awards, the most in NFL history.
- .754 regular season winning percentage, highest among all quarterbacks with at least 100 starts.
- 286 career wins (including playoffs), the most in NFL history.
- 251 career regular season wins, the most in NFL history.
- 35 career playoff wins, the most in NFL history.
- 58 career regular season game-winning drives, the most in NFL history.
- 46 career regular season fourth-quarter comebacks, the most in NFL history.
- 42 comeback wins from a 10+ point deficit (including playoffs), the most in NFL history.
- 89,214 career passing yards, the most in NFL history.
- 102,614 career passing yards (including playoffs), the most in NFL history.
- 649 career passing touchdowns, the most in NFL history.
- 737 career passing touchdowns (including playoffs), the most in NFL history.
- 7,753 career completions, the most by a player in NFL history.
- 8,953 career completions (including playoffs), the most in NFL history.
- 3.06 career touchdown-to-interception ratio, the fourth-highest mark in NFL history (min. 2,500 pass attempts).
- 1.8 career interception percentage, the third-highest mark in NFL history (min. 2,500 pass attempts).
- 20 seasons with 20+ passing touchdowns, the most in NFL history.
- 17 seasons with 25+ passing touchdowns, the most in NFL history.
- 14 seasons with 4,000+ passing yards, tied for the most in NFL history.
- 113 career 300-yard passing games, the second-most in NFL history.
- 57 career 350-yard passing games, the second-most in NFL history.
- 14 career 400-yard passing games, tied for the second-most in NFL history.
- 104 career games with 3+ passing touchdowns, the most in NFL history.
- 39 career games with 4+ passing touchdowns, the most in NFL history.
- Nine career games with 5+ passing touchdowns, tied for the second-most in NFL history.
- 88 career games with a 70% completion percentage or better, the third-most in NFL history.
- 490 completions in 2022, the most in a single season in NFL history.
- 733 pass attempts in 2022, the most in a single season in NFL history.
- 399 consecutive pass attempts without an interception in 2022, the second-longest streak in NFL history.

### JAKE CAMARDA

- 59.5 yards per punt vs. LA Rams (11/6/22), the highest mark in NFL history among punters with six-plus punts.
- 54.2 net yards per punt vs. LA Rams (11/6/22), the third-highest mark in NFL history among punters with six-plus punts.

### MIKE EVANS

- Nine-straight seasons with 1,000-or-more receiving yards to begin his career, the longest-such streak in NFL history.
- Nine consecutive seasons with 1,000-or-more receiving yards overall, tied for the second-longest streak in NFL history.
- Nine total 1,000-yard receiving seasons, tied for the third-most in NFL history.
- 81 receiving touchdowns, tied for 30th in NFL history.
- 10,425 receiving yards, the 45th-most in NFL history.



### JULIO JONES

- 87.9 receiving yards per game, the most in NFL history.
- 5.8 receptions per game, the fifth-most in NFL history.
- 59 100-yard receiving games, tied for the third-most in NFL history.
- 16 150-yard receiving games, the third-most in NFL history.
- 19 games with 10-or-more receptions, tied for the fourth-most in NFL history.
- 13,629 receiving yards, the 16th-most in NFL history.
- 903 receptions, tied for the 23rd-most in NFL history.



# RECORD SETTERS

## INDIVIDUAL SINGLE-SEASON BUCS RECORDS

### TOM BRADY

- 490 completions, the most in team history.
- 4,694 passing yards, the third-most in team history.
- 66.8 completion percentage, the third-best mark in team history.
- 25 passing touchdowns, tied for the seventh-most in team history.
- 90.7 passer rating, the ninth-best mark in team history.
- 399 consecutive pass attempts without an interception, the longest streak in team history.

### JAKE CAMARDA

- 3,859 punt yards, the seventh-most in team history.
- 48.9 yards per punt, the best average in team history.
- 41.6 net yards per punt, the second-best average in team history.

### LEONARD FOURNETTE

- 73 receptions, the third-most by a running back in team history.
- 523 receiving yards, the seventh-most by a running back in team history.
- Three receiving touchdowns, tied for the second-most by a running back in team history.

### CHRIS GODWIN

- 104 receptions, the second-most in team history.

### CADE OTTON

- 42 receptions, the second-most by a rookie tight end in team history.
- 391 receiving yards, the third-most by a rookie tight end in team history.
- Two receiving touchdowns, tied for the second-most by a rookie tight end in team history.



### RYAN SUCCOP

- 117 kicking points, the ninth-most in team history.
- 31 field goals made, the third-most in team history.

### RACHAAD WHITE

- 50 receptions, the second-most by a rookie running back in team history.
- 290 receiving yards, the sixth-most by a rookie running back in team history.
- Two receiving touchdowns, tied for the third-most by a rookie running back in team history.





# RECORD SETTERS

## ALL-TIME RANKS - FRANCHISE HISTORY

### TOM BRADY

- 32 quarterback wins, the third-most in franchise history.
- .640 winning percentage, the best mark by a quarterback in franchise history.
- Five playoff wins, the most by a quarterback in franchise history.
- 1,376 completions, the second-most in franchise history.
- 14,643 passing yards, the third-most in franchise history.
- 2,012 playoff passing yards, the most in franchise history.
- 108 passing touchdowns, the second-most in franchise history.
- 15 playoff passing touchdowns, the most in franchise history.
- 98.1 passer rating, the best mark in franchise history.
- 89.8 playoff passer rating, the best mark in franchise history.
- 3.3 touchdown-to-interception ratio, the best mark in franchise history.
- 3.0 playoff touchdown-to-interception ratio, the best mark in franchise history.
- Three 4,000-yard passing seasons, tied for the most in franchise history.
- Three 25+ passing touchdown seasons, the most in franchise history.
- 21 300-yard passing games, the second-most in franchise history.
- Four 400-yard passing games, tied for the most in franchise history.
- 18 games with three-or-more passing touchdowns, the most in franchise history.
- 10 games with four-or-more passing touchdowns, the most in franchise history.



### CAMERON BRATE

- 33 receiving touchdowns, the third-most in franchise history.
- Two playoff receiving touchdowns, tied for the third-most in franchise history.
- 33 touchdowns from scrimmage, tied for the third-most in franchise history.
- 221 playoff receiving yards, the fifth-most in franchise history.



### LAVONTE DAVID

- 1,343 tackles, the third-most in franchise history.
- 29.0 sacks, the 10th-most in franchise history.
- Three defensive touchdowns, tied for the third-most in franchise history.
- 166 games played, the fifth-most in franchise history.
- 166 games started, the fourth-most in franchise history.



### MIKE EDWARDS

- Three defensive touchdowns, tied for the third-most in franchise history.



# RECORD SETTERS

## ALL-TIME RANKS - FRANCHISE HISTORY

### MIKE EVANS

- 683 receptions, the most in franchise history.
- 34 playoff receptions, the most in franchise history.
- 10,425 receiving yards, the most in franchise history.
- 514 postseason receiving yards, the most in franchise history.
- 81 receiving touchdowns, the most in franchise history.
- Four playoff receiving touchdowns, the most in franchise history.
- 10,435 yards from scrimmage, the most in franchise history.
- 82 touchdowns from scrimmage, the most in franchise history.
- Four playoff touchdowns from scrimmage, tied for the second-most in franchise history.
- 514 playoff yards from scrimmage, the second-most in franchise history.
- 500 points scored, the third-most in franchise history.
- 33 100-yard receiving games, the most in franchise history.
- 18 games with multiple touchdown receptions, the most in franchise history.
- 136 games started, the seventh-most in franchise history.
- Nine 1,000-yard receiving seasons, the most in franchise history.

### LEONARD FOURNETTE

- 17 rushing touchdowns, the ninth-most in franchise history.
- Five playoff rushing touchdowns, the second-most in franchise history.
- 362 playoff rushing yards, the most in franchise history.
- 28 playoff receptions, the second-most in franchise history.
- 572 playoff yards from scrimmage, the most in franchise history.
- Six playoff touchdowns from scrimmage, the most in franchise history.

### WILLIAM GHOLSTON

- 153 games played, the ninth-most in franchise history.



### CHRIS GODWIN

- 446 receptions, the second-most in franchise history.
- 26 playoff receptions, tied for the third-most in franchise history.
- 5,666 receiving yards, the second-most in franchise history.
- 317 postseason receiving yards, the third-most in franchise history.
- 32 receiving touchdowns, the fourth-most in franchise history.
- 5,700 yards from scrimmage, the seventh-most in franchise history.
- 33 touchdowns from scrimmage, tied for the third-most in franchise history.
- 18 100-yard receiving games, the second-most in franchise history.
- Five games with multiple touchdown receptions, the second-most in franchise history.
- Three 1,000-yard receiving seasons, tied for the second-most in franchise history.

### DONOVAN SMITH

- 124 games started, the 10th-most in franchise history.

### RYAN SUCCOP

- 384 points scored, the eighth-most in franchise history.
- 55 playoff points scored, the most in franchise history.
- 84.8 career field goal percentage, the best mark in franchise history.
- 84 field goals made, the sixth-most in franchise history.
- 12 playoff field goals made, the most in franchise history.



# OFFENSIVE NOTES

## A CONSISTENTLY-DOMINANT DUO

• Mike Evans (1,124) and Chris Godwin (1,023) each surpassed the 1,000-yard receiving mark this season, marking the fourth time in franchise history that multiple Buccaneers surpassed the 1,000-yard mark in the same season (2014, 2019, 2021, 2022). Evans and Godwin have accounted for the past three such occasions.



• Evans and Godwin were 1-of-5 sets of teammates this season to go over 1,000 yards each.

### 1,000-YARD RECEIVING DUOS - 2022 SEASON

Players (Team)	Comb. RYds
1. Tyreek Hill & Jaylen Waddle (MIA)	3,066
2. A.J. Brown & Devonta Smith (PHI)	2,692
<b>3. Mike Evans &amp; Chris Godwin (TB)</b>	<b>2,147</b>
4. D.K. Metcalf & Tyler Lockett (SEA)	2,081
5. Ja'Marr Chase & Tee Higgins (CIN)	2,075

• Godwin also reached the 100-reception milestone, setting a career high with 104 catches in 2022 - the second-most in a single season in franchise history.

### SINGLE SEASON RECEPTION LEADERS - TEAM HISTORY

Player (Season)	Rec.
1. Keyshawn Johnson (2001)	106
<b>2. Chris Godwin (2022)</b>	<b>104</b>
3. Chris Godwin (2021)	98
4. Mike Evans (2016)	96
5t. Chris Godwin (2019)	86
5t. Mike Evans (2018)	86
5t. Mark Carrier (1989)	86

• Evans reached the 1,000-yard mark for the ninth consecutive season - the longest-such streak to begin a career and tied for the second-longest streak overall in league history.

### LONGEST STREAKS OF 1,000-YARD SEASONS

Player (Seasons)	Streak
1. Jerry Rice (1986-1996)*	11
<b>2t. Mike Evans (2014-Present)</b>	<b>9</b>
2t. Tim Brown (1993-2001)*	9
4t. Cris Carter (1993-2000)*	8
4t. Marvin Harrison (1999-2006)*	8
4t. Torry Holt (2000-2007)	8

\*Member of the Pro Football Hall of Fame

• Evans's nine total 1,000-yard seasons are tied for the third-most in NFL history, trailing only Pro Football Hall of Famers Jerry Rice and Randy Moss.

### MOST CAREER 1,000-YARD SEASONS

Player	Seasons
1. Jerry Rice*	14
2. Randy Moss*	10
<b>3t. Mike Evans</b>	<b>9</b>
3t. Larry Fitzgerald	9
3t. Terrell Owens*	9
3t. Jimmy Smith	9

\*Member of the Pro Football Hall of Fame

## THE RIGHT GUY FOR THE JOB

• Brady finished the 2022 season third in passing yards with 4,694. Since arriving in Tampa Bay in 2020, his 14,643 passing yards trail only Patrick Mahomes.



• In Week 18, Brady threw his 25th touchdown pass of the season, surpassing Pro Football Hall of Famer Peyton Manning for the most 25-touchdown seasons in NFL history with 17.

### PASSING YARDS LEADERS - 2022 SEASON

Player (Team)	Passing Yards
1. Patrick Mahomes (KC)	5,250
2. Justin Herbert (LAC)	4,739
<b>3. Tom Brady (TB)</b>	<b>4,610</b>
4. Kirk Cousins (MIN)	4,547
5. Joe Burrow (CIN)	4,475

### MOST SEASONS WITH 25+ TOUCHDOWN PASSES

Player	Seasons
<b>1. Tom Brady</b>	<b>17</b>
2. Peyton Manning	16
3. Drew Brees	14
4. Aaron Rodgers	13
5t. Brett Favre/Philip Rivers	11

## SOLID UP FRONT

• Since the start of the 2020 season, Tampa Bay ranks first in sacks allowed per pass attempt (3.1%) and leads the NFL in most games without allowing a sack (16). Led by Pro Bowl right tackle Tristan Wirfs, the Buccaneers finished first in the NFL in 2022 in both fewest sacks allowed (22) and fewest sacks per pass attempt (2.8%).

### SACKS ALLOWED PER PASS ATTEMPT - (2020-22)

Team	Sacks Allowed %
<b>1. Tampa Bay Buccaneers</b>	<b>3.1</b>
2. Kansas City Chiefs	3.8
3. Pittsburgh Steelers	4.5
4. Buffalo Bills	4.6
5. Green Bay Packers	4.9



### GAMES WITHOUT ALLOWING A SACK - (2020-22)

Team	Games
<b>1. Tampa Bay Buccaneers</b>	<b>16</b>
2. Kansas City Chiefs	11
3t. Detroit Lions	10
3t. San Francisco 49ers	10





# DEFENSIVE NOTES

## THE BUZZ AROUND THE BUCCANEERS DEFENSE



### OPPONENT YARDS/GAME RANKINGS - 2022 SEASON

Team	Opp. YPG
1. San Francisco 49ers	300.6
2. Philadelphia Eagles	301.5
3. Washington Commanders	304.6
4. New York Jets	311.1
5. New Orleans Saints	314.8
6. Buffalo Bills	319.1
7. Denver Broncos	320.0
8. New England Patriots	322.0
<b>9t. Tampa Bay Buccaneers</b>	<b>324.3</b>
9t. Baltimore Ravens	324.3

### TALLY UP THE TAKEAWAYS



The Buccaneers defense has been one of the best in the league in creating turnovers since **Todd Bowles** took over as defensive coordinator in 2019. From the start of the 2019 season, Tampa Bay ranks tied for fifth in takeaways and first in points off turnovers.

### NFL TEAM TAKEAWAYS (2019-22)

Team	TA
1. New England Patriots	118
2. Pittsburgh Steelers	110
3t. Buffalo Bills	106
3t. Dallas Cowboys	106
<b>5t. Tampa Bay Buccaneers</b>	<b>102</b>
5t. Indianapolis Colts	102
5t. Minnesota Vikings	102

### POINTS OFF TAKEAWAYS (2019-22)

Team	Points
<b>1. Tampa Bay Buccaneers</b>	<b>390</b>
2. New England Patriots	381
3. Dallas Cowboys	379
4. Green Bay Packers	361
5. Baltimore Ravens	336

### TEAM STRIP SACKS - (2019-22)

Team	SS
1. Arizona Cardinals	33
<b>2. Tampa Bay Buccaneers</b>	<b>32</b>
3. Philadelphia Eagles	30
4t. Dallas Cowboys	27
4t. Pittsburgh Steelers	27

### TEAM SACK LEADERS - (2019-22)

Team	Sacks
1. Pittsburgh Steelers	205.0
2. Los Angeles Rams	191.0
3. Philadelphia Eagles	191.0
4. New Orleans Saints	190.0
<b>5. Tampa Bay Buccaneers</b>	<b>187.0</b>

### TEAM QB HITS LEADERS - (2019-22)

Team	QBH
<b>1. Tampa Bay Buccaneers</b>	<b>452</b>
2. Pittsburgh Steelers	420
3t. Baltimore Ravens	405
3t. Philadelphia Eagles	405
5. New Orleans Saints	402

### TACKLES FOR LOSS - (2019-22)

Team	TFL
1. Pittsburgh Steelers	355
2. Buffalo Bills	354
<b>3. Tampa Bay Buccaneers</b>	<b>348</b>
4. Arizona Cardinals	342
5. Philadelphia Eagles	339

### LIGHT ON PUBLICITY, HEAVY ON PRODUCTION



Defensive captain **Lavonte David** surpassed the 100-tackle mark for the season and finished tied for the team lead with 124 tackles. His nine seasons for Tampa Bay with 100+ tackles are the second-most in Buccaneers history, trailing only Pro Football Hall of Famer Derrick Brooks.

In Week 16, he notched the 43rd 10-tackle performance of his career, surpassing Derrick Brooks (42) for the most double-digit tackle games in franchise history, according to Pro Football Reference.

### MOST 100 TACKLE SEASONS - FRANCHISE HISTORY

Player	Seasons
1. Derrick Brooks	12
<b>2. Lavonte David</b>	<b>9</b>
3. Hardy Nickerson	6
4t. Barrett Ruud	4
4t. Shelton Quarles	4

### 10+ TACKLE GAMES - FRANCHISE HISTORY

Player	Games
<b>1. Lavonte David</b>	<b>43</b>
2. Derrick Brooks	42
3. Barrett Ruud	21
4. Devin White	20
5. Shelton Quarles	19



# PLAYOFF PRESTIGE



## TOM BRADY

### PLAYOFF PASSING TOUCHDOWN LEADERS

Player	TD
1. Tom Brady	88
2t. Aaron Rodgers	45
2t. Joe Montana	45
4. Brett Favre	44
5. Peyton Manning	40

### ALL-TIME PASSING TD LEADERS

Regular Season + Playoffs

Player	TD
1. Tom Brady	737
2. Drew Brees	608
3. Peyton Manning	579
4. Brett Favre	552
5. Aaron Rodgers	520

### MOST SEASONS WITH A PLAYOFF GAME

Player	Seasons
1. Tom Brady	20
2t. Jerry Rice	15
2t. Adam Vinatieri	15
2t. Peyton Manning	15
5. Gary Anderson	14

# 10

CAREER  
SUPER BOWL  
QB STARTS



## TOM BRADY

10 Starts  
Most in NFL History  
Record: 7-3



## JOHN ELWAY

5 Starts  
2nd in NFL History  
Record: 2-3

# 35

## THE MOST PLAYOFF WINS IN NFL HISTORY

### ALL-TIME PLAYOFF WINS LEADERS

Player (Career Seasons)	Wins
1. Tom Brady (2000-Present)	35
2. Adam Vinatieri (1996-2019)	21
3. Stephen Gostkowski (2006-Present)	20
4. Bill Romanowski (1988-2003)	18
5t. Rob Gronkowski (2010-2021)	17
5t. Ted Hendricks (1969-83)	17
5t. D.D. Lewis (1968-81)	17
5t. Jerry Rice (1985-2004)	17
5t. Charlie Waters (1970-81)	17

### PLAYOFF PASSING YARDS LEADERS

Player	Yards
1. Tom Brady	13,400
2. Peyton Manning	7,339
3. Ben Roethlisberger	5,972
4. Aaron Rodgers	5,894
5. Brett Favre	5,855

### ALL-TIME PASSING YARDS LEADERS

Regular Season + Playoffs

Player	Yards
1. Tom Brady	102,614
2. Drew Brees	85,724
3. Peyton Manning	79,279
4. Brett Favre	77,693
5. Ben Roethlisberger	70,060

### PLAYOFF GAMES PLAYED LEADERS

Player (Career Seasons)	Games Played
1. Tom Brady (2000-Present)	48
2. Adam Vinatieri (1996-2019)	32
3t. Jerry Rice (1985-2004)	29
3t. Stephen Gostkowski (2006-2020)	29
5. Peyton Manning (1998-2015)	27

## PLAYOFF GAMES PLAYED LEADERS AMONG 2022 BUCCANEERS...

Player (Position)	Playoff GP
Tom Brady (QB)	48
Logan Ryan (DB)	16
Shaq Mason (G)	14
Julio Jones (WR)	10
Ryan Succop (K)	10
Shaquil Barrett (OLB)	9
Leonard Fournette (RB)	9
Josh Wells (T)	9
Ryan Jensen (C)	8
Rakeem Nuñez-Roches (DL)	8



# PLAYOFF PRESTIGE

# 16

THE MOST POSTSEASON TAKEAWAYS  
IN THE NFL SINCE 2020

## PLAYOFF TAKEAWAYS SINCE 2020

Team	TA
1. Tampa Bay Buccaneers	16
2. Cincinnati Bengals	13
3. Kansas City Chiefs	8
4t. Los Angeles Rams	7
4t. San Francisco 49ers	7



# TODD BOWLES

## PLAYOFF POINTS OFF TA SINCE 2020

Team	POT
1. Tampa Bay Buccaneers	72
2. Cincinnati Bengals	43
3. Buffalo Bills	40
4t. Cleveland Browns	24
4t. San Francisco 49ers	24

## PLAYOFF FORCED FUMBLES SINCE 2020

Team	FF
1. Tampa Bay Buccaneers	8
2t. Buffalo Bills	4
2t. San Francisco 49ers	4
4. Four Teams Tied	3

## PLAYOFF QB HITS SINCE 2020

Team	QBH
1. Tampa Bay Buccaneers	48
2. Kansas City Chiefs	43
3t. Buffalo Bills	35
3t. Cincinnati Bengals	35
3t. Los Angeles Rams	35

## PLAYOFF TACKLES FOR LOSS SINCE 2020

Team	TFL
1t. Tampa Bay Buccaneers	32
1t. Kansas City Chiefs	32
3. Buffalo Bills	31
4. Cincinnati Bengals	29
5. San Francisco 49ers	28

## PLAYOFF POINTS LEADERS SINCE 2020

Team	Points
1. Kansas City Chiefs	227
2t. Tampa Bay Buccaneers	195
2t. Buffalo Bills	195
4. Cincinnati Bengals	163
5. Los Angeles Rams	155



## ACTIVE PLAYOFF RECEIVING LEADERS

Player (Team)	Yards
1. Travis Kelce (KC)	1,467
2. Tyreek Hill (MIA)	1,150
3. Julio Jones (TB)	970
4. Davante Adams (LV)	910
5. Stefon Diggs (BUF)	836

## ACTIVE PLAYOFF INT LEADERS

Player (Team)	INT
1. Duron Harmon (LV)	4
2t. Sean Murphy-Bunting (TB)	3
2t. Adrian Amos (GB)	3
2t. Marcus Peters (BAL)	3
5t. Mike Edwards (TB)	2
5t. Logan Ryan (TB)	2
5t. Devin White (TB)	2
5t. 12 Others Tied	2

## ACTIVE PLAYOFF TACKLE LEADERS

Player (Team)	Tackles
1. Bobby Wagner (LAR)	153
2. Devin McCourty (NE)	115
3. Logan Ryan (TB)	94
4. Daniel Sorenson (NO)	77
5. Matt Milano (BUF)	73



# WILD CARD WEEKEND

# JULIO JONES 1-OF-4

PLAYERS IN NFL HISTORY WITH 50+ RECEIVING YARDS  
IN 10 CONSECUTIVE PLAYOFF GAMES



## SINGLE-SEASON RECEPTIONS

Buccaneers History - Regular Season + Playoffs

Player (Season)	Rec.
1. <b>Chris Godwin (2022)</b>	<b>114</b>
2. Keyshawn Johnson (2001)	109
3. Chris Godwin (2021)	98
4. Mike Evans (2016)	96
5. Mike Evans (2021)	91

## SINGLE-GAME RECEPTIONS

Buccaneers Playoff History

Player (Opponent, Date)	Rec.
1. <b>Chris Godwin (vs. DAL, 1/16/23)</b>	<b>10</b>
2t. Mike Evans (vs. PHI, 1/16/22)	9
2t. Leonard Fournette (vs. LAR, 1/23/22)	9
4t. Mike Evans (vs. LAR, 1/23/22)	8
4t. Warrick Dunn (at PHI, 1/12/02)	8

## SINGLE-GAME PASSING YDS

Buccaneers Playoff History

Player (Opponent, Date)	Yards
1. Tom Brady (at WAS, 1/9/21)	381
2. <b>Tom Brady (vs. DAL, 1/16/23)</b>	<b>351</b>
3. Tom Brady (vs. LAR, 1/23/22)	329
4. Tom Brady (at GB, 1/24/21)	280
5. Tom Brady (vs. PHI, 1/16/22)	271

## SEASON IN REVIEW



## CONSECUTIVE GAMES - 50+ REC YARDS

NFL Playoff History

Player	Streak
1. Julian Edelman	13
2t. <b>Julio Jones</b>	<b>10</b>
2t. Gary Clark	10
2t. Jerry Rice	10
5t. Tyreek Hill/Wes Welker	9

## YARDS FROM SCRIMMAGE BY A ROOKIE

Buccaneers Playoff History

Player (Season)	Yards
1. Warrick Dunn (1997)	170
2. Reidel Anthony (1997)	120
3. <b>Rachaad White (2022)</b>	<b>77</b>
4. Cadillac Williams (2005)	59
5. <b>Cade Otton (2022)</b>	<b>58</b>

## MOST CAREER TACKLES

Buccaneers Playoff History

Player	Tackles
1. <b>Devin White</b>	<b>56</b>
2. <b>Lavonte David</b>	<b>53</b>
3. Derrick Brooks	51
4. Shelton Quarles	46
5. <b>Antoine Winfield Jr.</b>	<b>39</b>





# HC TODD BOWLES

## CAREER HIGHLIGHTS

- X Named 2014 Assistant Coach of the Year by the Pro Football Writers Association and the Associated Press.
- X The architect of Tampa Bay's Super Bowl LV-winning defense during the 2020 NFL season.
- X Bowles' defenses have finished inside the top five in fewest yards per play five times (2013, 2015, 2019, 2020, 2021).
- X Placing a heavy emphasis on stopping the run, Bowles' defenses have led the NFL in fewest rushing yards allowed per game three times (2014, 2019, 2020).
- X 24 different players have earned Pro Bowl selections with Bowles as their position coach, defensive coordinator or head coach.
- X Enjoyed an eight-year career as an NFL defensive back, playing for Washington (1986-1990, 1992-93) and the San Francisco 49ers (1991).
- X Started 12 games and contributed four interceptions for a Washington team that won Super Bowl XXII.

**ACCOUNTABILITY  
BREEDS  
RESPONSIBILITY**



## COACHING CAPSULE

23rd NFL Season (5th as Head Coach)  
Buccaneers Head Coach: 1st Year

Regular Season Record: 34-50 (.405)  
Miami Dolphins: 2-1 (.667)\*  
New York Jets: 24-40 (.375)

**Tampa Bay Buccaneers: 8-9 (.471)**
















Postseason Record: 0-1

\*Interim Head Coach

## TAMPA BAY BUCCANEERS

- X Spent three seasons as Tampa Bay's defensive coordinator (2019-21) prior to being promoted to head coach on March 30, 2022.
- X Executed a historic defensive performance in Super Bowl LV, in which the Buccaneers held the Kansas City Chiefs to just nine points and without a touchdown.
- X Bowles has coached six different Buccaneers to Pro Bowl selections: Shaquil Barrett (2019, 2021), Jason Pierre-Paul (2020), Vita Vea (2021), Devin White (2021), Antoine Winfield Jr. (2021) and Tristan Wirfs (2022).
- X First Buccaneers coach to begin career 2-0 since Sam Wyche in 1992, and the first to do it with a pair of road wins.
- X Led the NFL's top run defense in back-to-back seasons from 2019-20.
- X In his three seasons as defensive coordinator, Tampa Bay ranked first in fewest rushing yards allowed per game (82.5), first in fewest rushing yards per attempt (3.72), first in quarterback hits (352), first in fumble recoveries (37), first in passes defended (241), second in strip sacks (26), third in tackles for loss (262), third in takeaways (82), third in sacks (142), fourth in forced fumbles (52), tied for fourth in defensive touchdowns (nine), fifth in fewest yards per play allowed (5.13) and fifth in passing yards per attempt allowed (6.78).

## TODD BOWLES AT A GLANCE

	<b>2022-2019-21</b>	<b>Head Coach</b> Defensive Coordinator		1998-99	Defensive Coordinator/DBs
	2015-18	Head Coach		1997	Defensive Coordinator/Secondary
	2013-14	Defensive Coordinator		1995-96	College Scouting Assistant
	2012	Secondary/Interim Defensive Coordinator		1992-93	Player
	2011 2008-11	Interim Head Coach Asst. Head Coach/Secondary		1991	Player
	2005-07	Defensive Backs		1986-90	Player
	2004 2001-03	Secondary Nickel Package		1982-85	Player
	2000	Defensive Backs			



# GM JASON LIGHT



10

**PWFA ALL-ROOKIE SELECTIONS DRAFTED BY LIGHT FOR TAMPA BAY**

13

**CURRENT PRO BOWL BUCCANEERS THAT WERE EITHER DRAFTED OR ACQUIRED BY LIGHT**

## DEVELOPING THROUGH THE DRAFT

### NOTABLE DRAFT SELECTIONS

Mike Evans .....	2014 (Round 1, No. 7 Overall)
Donovan Smith .....	2015 (Round 2, No. 34 Overall)
Ali Marpet .....	2015 (Round 2, No. 61 Overall)
Chris Godwin .....	2017 (Round 3, No. 84 Overall)
Vita Vea.....	2018 (Round 1, No. 12 Overall)
Carlton Davis III.....	2018 (Round 2, No. 63 Overall)
Devin White .....	2019 (Round 1, No. 5 Overall)
Sean Murphy-Bunting.....	2019 (Round 2, No. 39 Overall)
Jamel Dean.....	2019 (Round 3, No. 94 Overall)
Scotty Miller .....	2019 (Round 6, No. 208 Overall)
Tristan Wirfs.....	2020 (Round 1, No. 13 Overall)
Antoine Winfield Jr.....	2020 (Round 2, No. 45 Overall)



## MAKING THE MOST OF THE MARKET




### NOTABLE FREE AGENT/TRADE ACQUISITIONS

Jason Pierre-Paul .....	2018 (Trade)
Ryan Jensen.....	2018 (Free Agent)
Shaquil Barrett.....	2019 (Free Agent)
Ndamukong Suh .....	2019 (Free Agent)
Tom Brady .....	2020 (Free Agent)
Rob Gronkowski .....	2020 (Trade)
Leonard Fournette .....	2020 (Free Agent)
Russell Gage Jr.....	2022 (Free Agent)
Akiem Hicks.....	2022 (Free Agent)
Julio Jones .....	2022 (Free Agent)
Shaq Mason.....	2022 (Trade)
Keanu Neal .....	2022 (Free Agent)
Logan Ryan .....	2022 (Free Agent)





**TAMPA BAY  
BUCCANEERS  
OFFENSIVE PLAYER  
PAGES**





# TOM BRADY

## DOMINANCE OVER THE DECADES

### BEST WIN % IN SUPER BOWL ERA

(Since 1966, Min. 100 QB Starts, Regular Season Only)

Quarterback (Team)	W	L	T	Win %
<b>1. Tom Brady (NE/TB)</b>	<b>251</b>	<b>82</b>	<b>0</b>	<b>.754</b>
2. Roger Staubach (DAL)	85	29	0	.746
3. Joe Montana (SF/KC)	117	47	0	.713

### BEST WIN % AMONG ACTIVE QBs

(Min. 50 Starts, Regular Season Only)

Quarterback (Team)	W	L	T	Win %
1. Patrick Mahomes (KC)	64	16	0	.800
<b>2. Tom Brady (TB)</b>	<b>251</b>	<b>82</b>	<b>0</b>	<b>.754</b>
3. Lamar Jackson (BAL)	45	16	0	.738
4. Jimmy Garoppolo (SF)	40	17	0	.702
5. Josh Allen (BUF)	52	24	0	.684

### CAREER WINS BY A STARTING QB

(Includes Postseason)

Quarterback	Total Wins	Reg.	Post
<b>1. Tom Brady</b>	<b>286</b>	<b>251</b>	<b>35</b>
2. Peyton Manning	200	186	14
3. Brett Favre	199	186	13
4. Drew Brees	181	172	9
5. Ben Roethlisberger	178	165	13

### ALL-TIME CAREER WINS

Player (Years)	Reg. Season Wins
<b>1. Tom Brady (2000-Present)</b>	<b>251</b>
2. Adam Vinatieri (1996-2019)	221
3. George Blanda (1949-75)	209
4. Gary Anderson (1982-2004)	201
5. Jerry Rice (1985-2004)	194

### MOST QB WINS AFTER TURNING 40

Quarterback	Reg. Season Wins
<b>1. Tom Brady</b>	<b>68</b>
2. Drew Brees	17
3. Brett Favre	13
4. Warren Moon	11
5. Vinny Testaverde	8

### GAME-WINNING DRIVES

(Regular Season, 4th Quarter + Overtime)

Player	Game-Winning Drives
<b>1. Tom Brady</b>	<b>58</b>
2. Peyton Manning	54
3t. Drew Brees	53
3t. Ben Roethlisberger	53
5. Dan Marino	47

### COMEBACK WINS (10+ POINT DEFICIT)

(Regular Season + Playoffs)

Player	Comeback Wins
<b>1. Tom Brady</b>	<b>42</b>
2. Drew Brees	27
3. Peyton Manning	26
4. Ben Roethlisberger	22
5. Eli Manning	20



**ONLY PLAYER IN NFL HISTORY WITH SEVEN SUPER BOWL WINS**

**19 DIVISION TITLES (NFL RECORD)**

**15 PRO BOWL SELECTIONS (NFL RECORD)**

**11 PLAYER OF THE MONTH AWARDS (NFL RECORD)**





# TOM BRADY



# 96

## DIFFERENT CAREER TOUCHDOWN TARGETS

### TD RECEPTION LEADERS FROM BRADY

Rob Gronkowski .....	90
Randy Moss .....	39
Julian Edelman .....	36
Wes Welker .....	34
<b>Mike Evans.....</b>	<b>32</b>
James White.....	24
Deion Branch .....	24

### CAREER PASSING YARDS LEADERS

Player	Passing Yards
<b>1. Tom Brady</b>	<b>89,214</b>
2. Drew Brees	80,358
3. Peyton Manning	71,940
4. Brett Favre	71,838
5. Ben Roethlisberger	64,088

### CAREER PASSING TD LEADERS

Player	Passing TD
<b>1. Tom Brady</b>	<b>649</b>
2. Drew Brees	571
3. Peyton Manning	539
4. Brett Favre	508
5. Aaron Rodgers	475

### CAREER PASSING TD/INT RATIO

(Minimum 2,500 Career Passing Attempts)

Player	TD-INT Ratio
1. Aaron Rodgers	4.52
2. Patrick Mahomes	3.92
3. Russell Wilson	3.14
<b>4. Tom Brady</b>	<b>3.06</b>
5. Dak Prescott	2.55

### LOWEST CAREER INT. PERCENTAGE

(Minimum 2,500 Career Passing Attempts)

Player	INT %
1. Aaron Rodgers	1.4
2. Patrick Mahomes	1.6
<b>3. Tom Brady</b>	<b>1.8</b>
4. Russell Wilson	1.9
5. Dak Prescott	2.0

### CAREER GAMES WITH 3+ TD, 0 INT

Player	3+ TD, 0 INT Games
<b>1. Tom Brady</b>	<b>68</b>
2. Aaron Rodgers	63
3. Drew Brees	56
4. Peyton Manning	51
5. Brett Favre	36

### SEASONS WITH 30 TD, 10-OR-FEWER INT

Player	Total Seasons
1. Aaron Rodgers	8
<b>2. Tom Brady</b>	<b>6</b>
3t. Peyton Manning	3
3t. Tony Romo	3
3t. Russell Wilson	3

### CAREER 20-TOUCHDOWN SEASONS

Player	Total Seasons
<b>1. Tom Brady</b>	<b>20</b>
2. Drew Brees	17
3. Peyton Manning	16
4t. Philip Rivers	15
4t. Brett Favre	15

### CAREER 4,000-YARD PASSING SEASONS

Player	Total Seasons
<b>1t. Tom Brady</b>	<b>14</b>
1t. Peyton Manning	14
3t. Drew Brees	12
3t. Philip Rivers	12
5t. Aaron Rodgers/Matt Ryan	10

### CAREER 300-YARD PASSING GAMES

Player	Total Games
1. Drew Brees	123
<b>2. Tom Brady</b>	<b>113</b>
3. Peyton Manning	93
4. Matt Ryan	76
5. Philip Rivers	73

### CAREER COMPLETIONS

Player	Completions
<b>1. Tom Brady</b>	<b>7,753</b>
2. Drew Brees	7,142
3. Brett Favre	6,300
4. Peyton Manning	6,125
5. Matt Ryan	5,551



# TOM BRADY

## ALL-TIME SINGLE SEASON MARKS



# 490

COMPLETIONS  
IN 2022 -  
MOST IN NFL  
HISTORY

### SINGLE SEASON PASSING YARDS

Player (Season, Team)	Yards
1. Peyton Manning (2013, DEN)	5,477
2. Drew Brees (2011, NO)	5,476
<b>3. Tom Brady (2021, TB)</b>	<b>5,316</b>
4. Patrick Mahomes (2022, KC)	5,250
<b>5. Tom Brady (2011, NE)</b>	<b>5,235</b>

### SINGLE SEASON PASSING TOUCHDOWNS

Player (Season, Team)	TD
1. Peyton Manning (2013, DEN)	55
<b>2t. Tom Brady (2007, NE)</b>	<b>50</b>
2t. Patrick Mahomes (2018, KC)	50
4. Peyton Manning (2004, IND)	49
5t. Dan Marino (1984, MIA)	48
5t. Aaron Rodgers (2020, GB)	48
7. Drew Brees (2011, NO)	46
8. Aaron Rodgers (2011, GB)	45
9. Dan Marino (1986, MIA)	44
<b>10t. Tom Brady (2021, TB)</b>	<b>43</b>
10t. Drew Brees (2012, NO)	43

### SINGLE SEASON 350+ YARD PASSING GAMES

Player (Season, Team)	Games
1t. Drew Brees (2011, NO)	8
1t. Peyton Manning (2013, DEN)	8
<b>3t. Tom Brady (2021, TB)</b>	<b>7</b>
3t. Andrew Luck (2014, IND)	7
3t. Matt Ryan (2018, ATL)	7

### SINGLE POSTSEASON PASSING TD

Player (Season, Team)	TD
1t. Joe Flacco (2012, BAL)	11
1t. Patrick Mahomes (2021, KC)	11
1t. Joe Montana (1989, SF)	11
1t. Kurt Warner (2008, ARI)	11
<b>5t. Tom Brady (2020, TB)</b>	<b>10</b>
<b>5t. Tom Brady (2014, NE)</b>	<b>10</b>
5t. Patrick Mahomes (2019, KC)	10

### SINGLE SEASON COMPLETIONS

Player (Season, Team)	Comp.
<b>1. Tom Brady (2022, TB)</b>	<b>490</b>
<b>2. Tom Brady (2021, TB)</b>	<b>485</b>
3. Justin Herbert (2022, LAC)	477
4. Drew Brees (2016, NO)	471
5. Drew Brees (2011, NO)	468

### SINGLE SEASON TD/INT RATIO

Player (Season, Team)	Ratio
<b>1. Tom Brady (2016, NE)</b>	<b>14.0</b>
2. Nick Foles (2013, PHI)	13.5
3. Aaron Rodgers (2018, GB)	12.5
4. Aaron Rodgers (2020, GB)	9.6
5. Aaron Rodgers (2021, GB)	9.3
<b>6. Tom Brady (2010, NE)</b>	<b>9.0</b>
7. Aaron Rodgers (2014, GB)	7.6
8. Aaron Rodgers (2011, GB)	7.5
9. Drew Brees (2019, NO)	6.8
10. Aaron Rodgers (2019, GB)	6.5

### SINGLE SEASON 4+ PASSING TD GAMES

Player (Season, Team)	Games
1. Peyton Manning (2013, DEN)	9
2t. Patrick Mahomes (2018, KC)	7
2t. Aaron Rodgers (2020, GB)	7
<b>4t. Tom Brady (2021, TB)</b>	<b>6</b>
4t. Peyton Manning (2004, IND)	6
4t. Dan Marino (1984, MIA)	6

### SINGLE POSTSEASON PASSING YARDS

Player (Season, Team)	Yards
1. Eli Manning (2011, NYG)	1,219
2. Kurt Warner (2008, ARI)	1,147
3. Joe Flacco (2012, BAL)	1,140
<b>4. Tom Brady (2016, NE)</b>	<b>1,137</b>
<b>5. Tom Brady (2017, NE)</b>	<b>1,132</b>
6. Aaron Rodgers (2010, GB)	1,094
7. Kurt Warner (1999, STL)	1,063
<b>8. Tom Brady (2020, TB)</b>	<b>1,061</b>
9. Patrick Mahomes (2021, KC)	1,057
10. Peyton Manning (2006, IND)	1,034



# TOM BRADY

## A SEASON FOR THE RECORD BOOKS

# 1 OF 3

PLAYERS SINCE 1991 TO LEAD THE NFL IN PASSING YARDS, TOUCHDOWNS, COMPLETIONS & ATTEMPTS IN A SEASON (P. MANNING 2013, D. BREES 2008).



### PASSING TD LEADERS - 2021

Player (Team)	TD
1. <b>Tom Brady (TB)</b>	<b>43</b>
2. Matthew Stafford (LAR)	41
3. Justin Herbert (LAC)	38
4t. Patrick Mahomes (KC)	37
4t. Aaron Rodgers (GB)	37
4t. Dak Prescott (DAL)	37

### PASSING YARDS LEADERS - 2021

Player (Team)	Yards
1. <b>Tom Brady (TB)</b>	<b>5,316</b>
2. Justin Herbert (LAC)	5,014
3. Matthew Stafford (LAR)	4,886
4. Patrick Mahomes (KC)	4,839
5. Derek Carr (LV)	4,804

### PASSING YARDS LEADERS - 2021

Player (Team)	Yards
1. <b>Tom Brady (TB)</b>	<b>5,316</b>
2. Justin Herbert (LAC)	5,014
3. Matthew Stafford (LAR)	4,886
4. Patrick Mahomes (KC)	4,839
5. Derek Carr (LV)	4,804

### PASSING FIRST DOWN LEADERS - 2021


Player (Team)	First Downs
1. <b>Tom Brady (TB)</b>	<b>269</b>
2. Patrick Mahomes (KC)	260
3. Justin Herbert (LAC)	256
4. Josh Allen (BUF)	234
5. Matthew Stafford (LAR)	233

### PASSER RATING LEADERS - 2021

Player (Team)	Rating
1. Aaron Rodgers (GB)	111.9
2. Joe Burrow (CIN)	108.3
3. Dak Prescott (DAL)	104.2
4. Kirk Cousins (MIN)	103.1
5. Russell Wilson (SEA)	103.1
6. Matthew Stafford (LAR)	102.9
7. <b>Tom Brady (TB)</b>	<b>102.1</b>
8. Kyler Murray (ARI)	100.6
9. Jimmy Garoppolo (SF)	98.7
10. Patrick Mahomes (KC)	98.5

### TOUCHDOWN-TO-INT RATIO - 2021

Player (Team)	Ratio
1. Aaron Rodgers (GB)	9.25
2. Kirk Cousins (MIN)	4.71
3. Russell Wilson (SEA)	4.17
4. Carson Wentz (IND)	3.86
5. Dak Prescott (DAL)	3.70
6. <b>Tom Brady (TB)</b>	<b>3.58</b>
7. Patrick Mahomes (KC)	2.85
8. Teddy Bridgewater (DEN)	2.57
9. Justin Herbert (LAC)	2.53
10. Joe Burrow (CIN)	2.43



### GAMES WITH 300+ YDS, 2+ PASS TD IN 2021

Player (Team)	Games
1. <b>Tom Brady (TB)</b>	<b>8</b>
2t. Josh Allen (BUF)	6
2t. Justin Herbert (LAC)	6
2t. Matthew Stafford (LAR)	6
5. Five Players Tied	5

### COMPLETIONS LEADERS - 2021

Player (Team)	Comp.
1. <b>Tom Brady (TB)</b>	<b>485</b>
2. Justin Herbert (LAC)	443
3. Patrick Mahomes (KC)	436
4. Derek Carr (LV)	428
5. Dak Prescott (DAL)	410



# TOM BRADY

## TAMPA TOM - LEAVING A LEGACY



**.640** WIN PERCENTAGE -  
1ST IN TEAM  
HISTORY

### ALL-TIME PASSING TD - TEAM HISTORY

Player (Seasons)	TD
1. Jameis Winston (2015-19)	121
<b>2. Tom Brady (2000-Present)</b>	<b>108</b>
3. Josh Freeman (2009-13)	80
4. Vinny Testaverde (1987-92)	77
5. Doug Williams (1978-82)	73

### CAREER PASSER RTG - TEAM HISTORY

Player (Seasons)	Rating
<b>1. Tom Brady (2020-22)</b>	<b>98.1</b>
2. Ryan Fitzpatrick (2017-18)	94.7
3. Jeff Garcia (2007-08)	92.2
4. Jameis Winston (2015-19)	86.9
5. Brian Griese (2004-05)	85.5

### ALL-TIME PASSING YDS - TEAM HISTORY

Player (Seasons)	Yards
1. Jameis Winston (2015-19)	19,737
2. Vinny Testaverde (1987-92)	14,820
<b>3. Tom Brady (2020-Present)</b>	<b>14,643</b>
4. Josh Freeman (2009-13)	13,534
5. Trent Dilfer (1994-99)	12,969
6. Doug Williams (1978-82)	12,648
7. Brad Johnson (2001-04)	10,940
8. Steve DeBerg (1984-93)	9,439
9. Craig Erickson (1992-94)	6,094
10. Jeff Garcia (2007-08)	5,152

### SINGLE SEASON PASS YDS - TEAM HISTORY

Player (Season)	Yards
<b>1. Tom Brady (2021)</b>	<b>5,316</b>
2. Jameis Winston (2019)	5,109
<b>3. Tom Brady (2022)</b>	<b>4,694</b>
<b>4. Tom Brady (2020)</b>	<b>4,633</b>
5. Jameis Winston (2016)	4,090

### SINGLE SEASON PASS TD - TEAM HISTORY

Player (Season)	TD
<b>1t. Tom Brady (2021)</b>	<b>43</b>
<b>1t. Tom Brady (2020)</b>	<b>40</b>
3. Jameis Winston (2019)	33
4. Jameis Winston (2016)	28
5. Josh Freeman (2012)	27



### PLAYOFF RECORDS

Games Played (6).....	1st among QB
Passing Touchdowns (13) .....	1st
Passing Yards (1,661) .....	1st
QB Wins (5).....	1st
Passer Rating (94.9).....	1st
Touchdown/INT Ratio (3.25) .....	1st



# MIKE EVANS

**1 OF 1**

THE ONLY RECEIVER IN NFL HISTORY WITH **1,000+** RECEIVING YARDS IN **EACH** OF HIS FIRST **NINE** SEASONS, SURPASSING HALL OF FAMER **RANDY MOSS** (6 SEASONS)

## MIKE EVANS | RANDY MOSS



### CAREER REC. TD LEADERS - ACTIVE

Player (Current Team)	TD
1. Davante Adams (LV)	87
<b>2. Mike Evans (TB)</b>	<b>81</b>
3. DeAndre Hopkins (ARI)	71
4t. A.J. Green (ARI)	69
4t. Travis Kelce (KC)	69

### NFL RECEIVING YDS LEADERS (2014-22)

Player (Current Team)	Yards
1. Julio Jones (TB)	10,892
2. DeAndre Hopkins (ARI)	10,496
<b>3. Mike Evans (TB)</b>	<b>10,425</b>
4. Travis Kelce (KC)	10,344
5. Davante Adams (LV)	9,637

### CAREER YARDS/RECEPTION

(Active Players - min. 250 receptions)

Player (Current Team)	Y/R
1. DeSean Jackson (BAL)	18.1
2. A.J. Brown (PHI)	16.5
3. Mike Williams (LAC)	15.7
4. T.Y. Hilton (DAL)	15.6
<b>5. Mike Evans (TB)</b>	<b>15.3</b>



### RECEIVING YDS - FIRST NINE SEASONS

Player (Seasons)	Yards
1. Julio Jones (ATL, 2011-19)	12,125
2. Torry Holt (STL, 1999-2007)	11,864
3. Jerry Rice (SF, 1985-93)	11,776
4. Calvin Johnson (DET, 2007-15)	11,619
5. Antonio Brown (PIT, 2010-18)	11,207
6. Marvin Harrison (IND, 1996-2004)	11,185
7. Randy Moss (MIN/OAK, 1998-2006)	10,700
8. DeAndre Hopkins (HOU/ARI, 2013-21)	10,581
<b>9. Mike Evans (TB, 2014-22)</b>	<b>10,425</b>
10. Larry Fitzgerald (ARI, 2004-12)	10,413

### 175-YARD RECEIVING GAMES (2014-22)

Player (Team)	Games
1. Tyreek Hill (MIA)	8
<b>2t. Mike Evans (TB)</b>	<b>7</b>
2t. Antonio Brown	7
4t. Julio Jones (TB)	5
4t. Justin Jefferson (MIN)	5

### 100-YARD GAMES BY WRs - (2014-22)

Player (Team)	Games
1. Julio Jones (TB)	47
2. Davante Adams (LV)	39
3t. Antonio Brown	38
3t. DeAndre Hopkins (ARI)	38
<b>5. Mike Evans (TB)</b>	<b>33</b>

### MULTI-RECEIVING TD GAMES (2014-22)

Player (Team)	Games
1. Davante Adams (LV)	21
<b>2. Mike Evans (TB)</b>	<b>18</b>
3. Antonio Brown	17
4. Tyreek Hill (MIA)	13
5t. Odell Beckham Jr./DeAndre Hopkins (ARI)	12

CLICK FOR INFORMATION ON THE EVANS FAMILY FOUNDATION

**MIKE**



# MIKE EVANS



BE  
LIKE  
MIKE

**MOST CONSECUTIVE 1,000-YARD SEASONS TO BEGIN CAREER**

**BUCCANEERS FRANCHISE RECEPTIONS LEADER**

**BUCCANEERS FRANCHISE RECEIVING YARDS LEADER**

**BUCCANEERS FRANCHISE RECEIVING TOUCHDOWNS LEADER**



**2019, 2020, 2021 TAMPA BAY BUCCANEERS  
WALTER PAYTON MAN OF THE YEAR**



## YOUNGEST TO 7,000 RECEIVING YARDS

Player (Current Team)	Age at 7,000 Career Yards
<b>1. Mike Evans (TB)</b>	<b>26 Years, 81 Days</b>
2. Larry Fitzgerald (ARI)	26 Years, 111 Days
3. DeAndre Hopkins (ARI)	26 Years, 186 Days
4. Randy Moss (MIN)	26 Years, 220 Days

## MOST RECEIVING YARDS - TEAM HISTORY

Player (Seasons)	Yards
<b>1. Mike Evans (2014-Present)</b>	<b>10,425</b>
2. Chris Godwin (2017-Present)	5,666
3. Mark Carrier (1987-92)	5,018
4. Kevin House (1980-86)	4,928
5. Vincent Jackson (2012-16)	4,326

## MOST RECEIVING TD - TEAM HISTORY

Player (Seasons)	TD
<b>1. Mike Evans (2014-Present)</b>	<b>81</b>
2. Jimmie Giles (1978-86)	34
3. Cameron Brate (2014-Present)	33
4. Chris Godwin (2017-Present)	32
5. Kevin House (1980-86)	31

## MOST RECEPTIONS - TEAM HISTORY

Player (Seasons)	Receptions
<b>1. Mike Evans (2014-Present)</b>	<b>683</b>
2. Chris Godwin (2017-Present)	446
3. James Wilder (1981-89)	430
4. Mark Carrier (1987-92)	321
5. Warrick Dunn (1997-2008)	306

## MOST SINGLE-SEASON TOUCHDOWNS

Player (Season)	Receiving TD
<b>1. Mike Evans (2021)</b>	<b>14</b>
<b>2. Mike Evans (2020)</b>	<b>13</b>
<b>3t. Mike Evans (2014)</b>	<b>12</b>
<b>3t. Mike Evans (2016)</b>	<b>12</b>
5. Mike Williams (2010)	11

## MOST SINGLE-SEASON RECEIVING YARDS

Player (Season)	Rec. Yards
<b>1. Mike Evans (2018)</b>	<b>1,524</b>
2. Mark Carrier (1989)	1,422
3. Vincent Jackson (2012)	1,384
4. Chris Godwin (2019)	1,333
<b>5. Mike Evans (2016)</b>	<b>1,321</b>

## MOST SINGLE-SEASON RECEPTIONS

Player (Season)	Receptions
1. Keyshawn Johnson (2001)	106
2. Chris Godwin (2022)	104
3. Chris Godwin (2021)	98
<b>4. Mike Evans (2016)</b>	<b>96</b>
5t. Chris Godwin (2019)	86
<b>5t. Mike Evans (2018)</b>	<b>86</b>
5t. Mark Carrier (1989)	86



# MIKE EVANS

## BEST OF THE BUNCH

### 2014 NFL RECEIVING CLASS



**Sammy Watkins**  
Round 1, Pick 4

111 GP  
364 Receptions  
5,384 Rec. Yards  
34 Receiving TD  
14 100-Yd Games



**Mike Evans**  
Round 1, Pick 7

**137 GP**  
683 Receptions  
**10,425 Rec. Yards**  
81 Receiving TD  
33 100-Yd Games



**Odell Beckham Jr.**  
Round 1, Pick 12

96 GP  
537 Receptions  
7,367 Rec. Yards  
56 Receiving TD  
26 100-Yd Games




**Brandin Cooks**  
Round 1, Pick 20

132 GP  
630 Receptions  
8,616 Rec. Yards  
49 Receiving TD  
23 100-Yd Games



**Davante Adams**  
Round 2, Pick 53

133 GP  
**769 Receptions**  
9,637 Rec. Yards  
**87 Receiving TD**  
**39 100-Yd Games**



**Jarvis Landry**  
Round 2, Pick 63

132 GP  
713 Receptions  
7,870 Rec. Yards  
38 Receiving TD  
16 100-Yd Games

**MIKE EVANS RANKS ... 1<sup>ST</sup> IN RECEIVING YARDS & 2<sup>ND</sup> IN 100-YARD GAMES RECEIVING TOUCHDOWNS**

## SINGLE-GAME HEROICS

### MOST SINGLE-GAME RECEIVING YARDS

(Team History)

Player (Opponent, Date)	Rec. Yards
1. Vincent Jackson (vs. NO, 10/21/12)	216
2. Mark Carrier (at NO, 12/6/87)	212
<b>3. Mike Evans (at WAS, 11/16/14)</b>	<b>209</b>
<b>4. Mike Evans (vs. CAR, 1/1/23)</b>	<b>207</b>
5. Antonio Bryant (at CAR, 12/8/08)	200

### MOST SINGLE-GAME REC. TOUCHDOWNS

(Team History)

Player (Opponent, Date)	Receiving TD
1. Jimmie Giles (at MIA, 10/20/85)	4
<b>2t. Mike Evans (vs. CAR, 1/1/23)</b>	<b>3</b>
<b>2t. Mike Evans (vs. CHI, 10/24/21)</b>	<b>3</b>
<b>2t. Mike Evans (vs. NYG, 9/22/19)</b>	<b>3</b>
2t. Morris Owens (vs. MIA, 10/24/76)	3
2t. Breshad Perriman (at DET, 12/15/19)	3





# CHRIS GODWIN



7<sup>TH</sup> IN THE  
NFL WITH **78.2** RECEIVING  
YARDS/GAME  
SINCE 2019

## CATCH PERCENTAGE - (2019-22)

(Wide Receivers - Min. 250 Receptions)

Player (Current Team)	Catch %
1. <b>Chris Godwin (TB)</b>	<b>74.6%</b>
2. Cooper Kupp (LAR)	74.2%
3. Tyler Lockett (SEA)	73.0%
4. Stefon Diggs (BUF)	69.4%
5. Keenan Allen (LAC)	69.3%

## YAC PER GAME LEADERS (2019-22)

(Wide Receivers - Since 2019)

Player (Current Team)	YAC/Game
1. Deebo Samuel (SF)	41.9
2. Cooper Kupp (LAR)	40.9
3. Ja'Marr Chase (CIN)	37.5
4. <b>Chris Godwin (TB)</b>	<b>35.8</b>
5. Davante Adams (LV)	35.2

## YARDS AFTER CATCH/REC. - (2019-22)

(Wide Receivers Since 2019 - Min. 200 Receptions)

Player (Current Team)	YAC/R
1. Deebo Samuel (SF)	9.58
2. A.J. Brown (PHI)	6.14
3. Cooper Kupp (LAR)	5.74
4. <b>Chris Godwin (TB)</b>	<b>5.58</b>
5. Robert Woods (TEN)	5.12

## CAREER RECEIVING YARDS

(2017 Wide Receiver Class)

Player (Current Team)	Receiving Yds
1. Cooper Kupp (LAR)	6,329
2. <b>Chris Godwin (TB)</b>	<b>5,666</b>
3. JuJu Smith-Schuster (KC)	4,788
4. Mike Williams (LAC)	4,557
5. Corey Davis (NYJ)	3,879

## CONSECUTIVE GAMES OF 5+ RECEPTIONS

(Buccaneers Franchise History)

Player (Dates)	Streak
1. Keyshawn Johnson (12/18/00-12/16/01)	15
2. <b>Chris Godwin (10/2/22-Present)</b>	<b>14</b>
3. Keenan McCardell (10/26/03-12/20/03)	9
4t. Mike Evans (12/18/17-9/30/18)	7
4t. Joey Galloway (9/25/05-11/13/05)	7

## SEASON IN REVIEW

## RECEIVING YARDS/GAME - SINCE 2019

Player (Current Team)	RY/G
1. Justin Jefferson (MIN)	96.5
2. Davante Adams (LV)	92.2
3. Cooper Kupp (LAR)	85.9
4. Tyreek Hill (MIA)	83.4
5. Stefon Diggs (BUF)	83.1
6. Travis Kelce (KC)	79.8
7. <b>Chris Godwin (TB)</b>	<b>78.2</b>
8. DeAndre Hopkins (ARI)	77.2
9. A.J. Brown (PHI)	74.9
10. Keenan Allen (LAC)	72.9



**CHRIS GODWIN WAS THE 11TH RECEIVER  
TAKEN IN THE 2017 NFL DRAFT.  
HERE'S HOW HE STACKS UP TO HIS CLASS...**

## CAREER RECEIVING TOUCHDOWNS

(2017 Wide Receiver Class)

Player (Current Team)	Receiving TD
1. Cooper Kupp (LAR)	46
2. <b>Chris Godwin (TB)</b>	<b>32</b>
3. Mike Williams (LAC)	30
4. JuJu Smith-Schuster (KC)	29
5. Kenny Golladay (NYG)	22

CLICK FOR  
INFORMATION  
ON THE TEAM  
GODWIN  
FOUNDATION







# CHRIS GODWIN



## MOST 100-YARD GAMES - TEAM HISTORY

Player (Seasons)	Games
1. Mike Evans (2014-Present)	33
2. <b>Chris Godwin (2017-Present)</b>	18
3. Mark Carrier (1987-92)	15
4. Kevin House (1980-86)	14
5. Vincent Jackson (2012-16)	13

## MOST RECEIVING TD - TEAM HISTORY

Player (Seasons)	TD
1. Mike Evans (2014-Present)	81
2. Jimmie Giles (1978-86)	34
3. Cameron Brate (2014-Present)	33
4. <b>Chris Godwin (2017-Present)</b>	32
5. Kevin House (1980-86)	31

## MOST RECEIVING YARDS - TEAM HISTORY

Player (Seasons)	Yards
1. Mike Evans (2014-Present)	10,425
2. <b>Chris Godwin (2017-Present)</b>	5,666
3. Mark Carrier (1987-92)	5,018
4. Kevin House (1980-86)	4,928
5. Vincent Jackson (2012-16)	4,326

## MOST RECEPTIONS - TEAM HISTORY

Player (Seasons)	Receptions
1. Mike Evans (2014-Present)	683
2. <b>Chris Godwin (2017-Present)</b>	446
3. James Wilder (1981-89)	430
4. Mark Carrier (1987-92)	321
5. Warrick Dunn (1997-2001, 2008)	306

## RECEPTIONS/GAME - 2022 SEASON

Player (Team)	R/G
1. Cooper Kupp (LAR)	8.3
2. Justin Jefferson (MIN)	7.5
3. Ja'Marr Chase (CIN)	7.3
4. DeAndre Hopkins (ARI)	7.1
5. Tyreek Hill (MIA)	7.0
6. <b>Chris Godwin (TB)</b>	6.9
7. Stefon Diggs (BUF)	6.8

## RECEPTIONS/GAME - 2021 SEASON

Player (Team)	R/G
1. Cooper Kupp (LAR)	8.5
2. Davante Adams (GB)	7.7
3. <b>Chris Godwin (TB)</b>	7.0
4. Diontae Johnson (PIT)	6.7
5. Keenan Allen (LAC)	6.6

## RECEIVING YARDS/GAME - 2021 SEASON

Player (Team)	Yds/G
1. Cooper Kupp (LAR)	114.5
2. Davante Adams (GB)	97.1
3. Justin Jefferson (MIN)	95.1
4. Deebo Samuel (SF)	87.8
5. Ja'Marr Chase (CIN)	85.6
6. Mark Andrews (BAL)	80.1
7. <b>Chris Godwin (TB)</b>	78.8
8. Tee Higgins (CIN)	77.9
9. Tyler Lockett (SEA)	73.4
10. Tyreek Hill (KC)	72.9



## BREAKOUT SEASON - 2019

### MOST SINGLE-SEASON RECEIVING YARDS

Player (Season)	(Team History)	Rec. Yards
1. Mike Evans (2018)		1,524
2. Mark Carrier (1989)		1,422
3. Vincent Jackson (2012)		1,384
4. <b>Chris Godwin (2019)</b>		1,333
5. Mike Evans (2016)		1,321

### MOST SINGLE-SEASON RECEPTIONS

Player (Season)	(Team History)	Receptions
1. Keyshawn Johnson (2001)		106
2t. <b>Chris Godwin (2022)</b>		104
2t. <b>Chris Godwin (2021)</b>		98
4. Mike Evans (2016)		96
5t. <b>Chris Godwin (2019)</b>		86
5t. Mike Evans (2018)/ Mark Carrier (1989)		86

### RECEIVING YARDS - 2019 LEADERS

Player (Current Team)	Rec. Yards
1. Michael Thomas (NO)	1,725
2. Julio Jones (ATL)	1,394
3. <b>Chris Godwin (TB)</b>	1,333
4. Travis Kelce (KC)	1,229
5. DeVante Parker (MIA)	1,202



# JULIO JONES



## NO. 1 IN NFL HISTORY IN RECEIVING YARDS PER GAME

### RECEIVING YARDS/GAME - NFL HISTORY

Player	RY/G
<b>1. Julio Jones</b>	<b>87.9</b>
2. Calvin Johnson	86.1
3. Antonio Brown	84.2
4. DeAndre Hopkins	77.9
5. Torry Holt	77.4

### RECEPTIONS/GAME - NFL HISTORY

Player	Rec/G
1. Antonio Brown	6.4
2. Keenan Allen	6.3
3. Stefon Diggs	5.9
4. DeAndre Hopkins	5.9
<b>5. Julio Jones</b>	<b>5.8</b>

### CAREER RECEPTIONS - ACTIVE PLAYERS

Player (Team)	Receptions
<b>1. Julio Jones (TB)</b>	<b>903</b>
2. DeAndre Hopkins (ARI)	853
3. Travis Kelce (KC)	814
4. Keenan Allen (LAC)	796
5. Davante Adams (LV)	769

### CAREER REC. YARDS - ACTIVE PLAYERS

Player (Team)	Yards
<b>1. Julio Jones (TB)</b>	<b>13,629</b>
2. DeAndre Hopkins (ARI)	11,298
3. A.J. Green (ARI)	10,514
<b>4. Mike Evans (TB)</b>	<b>10,425</b>
5. Travis Kelce (KC)	10,344



### 100-YARD RECEIVING GAMES - SINCE 1970

Player	Games
1. Jerry Rice	76
2. Randy Moss	64
<b>3t. Julio Jones</b>	<b>59</b>
3t. Marvin Harrison	59
5t. Andre Johnson/Terrell Owens/Steve Smith	51

### 150-YARD RECEIVING GAMES - SINCE 1970

Player	Games
1. Jerry Rice	30
2. Terrell Owens	17
<b>3. Julio Jones</b>	<b>16</b>
4. Calvin Johnson	15
5. Four Players Tied	14

### 10+ RECEPTION GAMES - SINCE 1970

Player	Games
1. Antonio Brown	23
2. Andre Johnson	22
3. Davante Adams	21
<b>4t. Julio Jones</b>	<b>19</b>
4t. Brandon Marshall	19

### CAREER REC. TD - ACTIVE PLAYERS

Player (Team)	TD
1. Davante Adams (LV)	87
<b>2. Mike Evans (TB)</b>	<b>81</b>
3. DeAndre Hopkins (ARI)	71
4. A.J. Green (ARI)	70
5. Travis Kelce (KC)	69
<b>6t. Julio Jones (TB)</b>	<b>63</b>
6t. Tyreek Hill (MIA)	63
8. Stefon Diggs (BUF)	59
9. Marvin Jones (JAC)	58
10t. Amari Cooper (CLE)	55
10t. Adam Thielen (MIN)	55



# CAMERON BRATE



## MOST RECEIVING TD - TEAM HISTORY

Player (Years)	TD
1. Mike Evans (2014-Present)	81
2. Jimmie Giles (1978-86)	34
<b>3. Cameron Brate (2014-Present)</b>	<b>33</b>
4. Chris Godwin (2017-Present)	32
5. Kevin House (1980-86)	31

## RECEPTIONS BY A TE - TEAM HISTORY

Player (Years)	Receptions
1. Jimmie Giles (1978-86)	279
<b>2. Cameron Brate (2014-Present)</b>	<b>273</b>
3. Kellen Winslow (2009-11)	218
4. Ron Hall (1987-93)	209
5. Dave Moore (1992-2001, 2005-06)	184

## TE TD RECEPTIONS LEADERS - SINCE 2016

Player (Team)	TD
1. Travis Kelce (KC)	59
2. Zach Ertz (ARI)	36
3. Mark Andrews (BAL)	34
4t. Jimmy Graham	32
4t. Hunter Henry (NE)	32
6. George Kittle (SF)	31
<b>7. Cameron Brate (TB)</b>	<b>30</b>
8. Jared Cook	29
9. Kyle Rudolph (TB)	28
10t. Rob Gronkowski	27
10t. Eric Ebron	27



**4** TH-MOST  
TOUCHDOWNS BY AN  
UNDRAFTED TIGHT END  
IN NFL HISTORY

## TD RECEPTIONS BY UNDRAFTED TE

Player (Seasons)	TD
1. Antonio Gates (2003-18)	116
2. Paul Coffman (1978-1988)	42
3. Marcus Pollard (1995-2008)	40
<b>4. Cameron Brate (2014-Present)</b>	<b>33</b>
5t. Bob Tucker (1970-80)	27
5t. Ed West (1984-97)	27



## MOST SINGLE-SEASON TD BY A TE


(Team History)

Player (Season)	TD
<b>1t. Cameron Brate (2016)</b>	<b>8</b>
1t. Jimmie Giles (1985)	8
3t. Rob Gronkowski (2020)	7
3t. Jimmie Giles (1979)	7
<b>4t. Cameron Brate (2018)</b>	<b>6</b>
<b>4t. Cameron Brate (2017)</b>	<b>6</b>
4t. Jimmie Giles (1981)	6
4t. Rob Gronkowski (2021)	6


## MOST SINGLE-GAME REC. BY A TE

(Team History)

Player (Date)	Receptions
<b>1t. Cameron Brate (11/17/19 vs. NO)</b>	<b>10</b>
1t. Jackie Harris (11/26/95 at GB)	10
3t. Kellen Winslow (11/20/11 at GB)	9
3t. Kellen Winslow (10/11/09 at PHI)	9
5. Nine Players Tied	8



**TAMPA BAY  
BUCCANEERS  
DEFENSIVE PLAYER  
PAGES**





# LAVONTE DAVID

## MAY I HAVE YOUR ATTENTION, PLEASE?



**1 OF 2**

PLAYERS IN NFL HISTORY WITH **1,000+** TACKLES, **20.0** SACKS, AND **10** INT THROUGH **EIGHT** CAREER SEASONS, JOINING PRO FOOTBALL HALL OF FAMER **RAY LEWIS**.

## LAVONTE DAVID | CAPTAIN

DAVID HAS BEEN NAMED A TEAM CAPTAIN FOR TAMPA BAY IN NINE CONSECUTIVE SEASONS AND IS THE LONGEST-TENURED PLAYER ON THE BUCCANEERS ROSTER.

### NFL TACKLE LEADERS SINCE 2012

Player (Current Team)	Tackles
1. Bobby Wagner (LAR)	1,517
<b>2. Lavonte David (TB)</b>	<b>1,344</b>
3. Demario Davis (NO)	1,120
4. Luke Kuechly (Retired)	1,092
5. Harrison Smith (MIN)	937

### NFL SOLO TACKLE LEADERS SINCE 2012

Player (Current Team)	Solo Tackles
<b>1. Lavonte David (TB)</b>	<b>947</b>
2. Bobby Wagner (LAR)	898
3. Demario Davis (NO)	732
4. Harrison Smith (MIN)	701
5. Luke Kuechly (Retired)	690

### NFL TFL LEADERS SINCE 2012

Player (Current Team)	TFL
1. J.J. Watt (ARI)	182
2. Aaron Donald (LAR)	160
3. Cameron Jordan (NO)	148
4. Von Miller (BUF)	145
<b>5. Lavonte David (TB)</b>	<b>143</b>

### NFL INT LEADERS SINCE 2012 - LBS

Player (Current Team)	INT
1. Luke Kuechly (Retired)	18
2. Bobby Wagner (LAR)	13
<b>3t. Lavonte David (TB)</b>	<b>12</b>
3t. Five Others Tied	12

### PASS DEFENSED LEADERS SINCE 2012 - LBS

Player (Current Team)	PD
1. Luke Kuechly (Retired)	66
2. Bobby Wagner (LAR)	65
3. Alec Ogletree (Free Agent)	61
<b>4. Lavonte David (TB)</b>	<b>59</b>
5. Jason Pierre-Paul (BAL)	53



### FUMBLE RECOVERIES SINCE 2012

Player (Current Team)	FR
<b>1. Lavonte David (TB)</b>	<b>18</b>
2. J.J. Watt (ARI)	15
3t. Fletcher Cox (PHI)	13
3t. Justin Houston (BAL)	13
3t. Chandler Jones (LV)	13

### FORCED FUMBLES SINCE 2012

Player (Current Team)	FF
1. Chandler Jones (LV)	34
2. Robert Quinn (PHI)	31
<b>3t. Lavonte David (TB)</b>	<b>27</b>
3t. J.J. Watt (ARI)	27
5t. Khalil Mack (LAC)/Von Miller (BUF)	25



# LAVONTE DAVID



## HALL OF FAME CALIBER

### NOTABLE LINEBACKERS - FIRST 11 SEASONS

Player (Seasons)	Tackles	Sacks	INT	FF	FR
Zach Thomas (1996-2006)	1,588	18.5	17	16	7
Ray Lewis^* (1996-2006)	1,395	28.0	23	8	12
Bobby Wagner (2012-22)	1,517	29.5	13	6	9
Derrick Brooks^^ (1995-2004)	1,410	13.5	21	20	4
<b>Lavonte David (2012-22)</b>	<b>1,344</b>	<b>29.0</b>	<b>12</b>	<b>27</b>	<b>18</b>
Junior Seau^ (1990-2000)	1,301	44.5	13	9	16
Brian Urlacher^^ (2000-09)	1,191	41.5	18	9	12
Lance Briggs (2003-12)	1,147	15.0	15	15	7
Luke Kuechly*- (2012-19)	1,092	12.5	18	7	8
Patrick Willis- (2007-14)	950	20.5	8	16	5

**NUMBERS  
NEVER  
LIE**

^ Selected to Pro Football Hall of Fame  
\* Won NFL Defensive Player of the Year in that span.  
- Retired after eight seasons.

## AN ALL-TIME BUCCANEER

### BUCCANEERS ALL-TIME TACKLE LEADERS

Player (Seasons)	Tackles
1. Derrick Brooks (1995-2008)	2,198
2. Ronde Barber (1997-2012)	1,428
<b>3. Lavonte David (2012-Present)</b>	<b>1,344</b>
4. Hardy Nickerson (1993-99)	1,028
5. Shelton Quarles (1997-2006)	985

**1 OF 4** PLAYERS IN BUCCANEERS HISTORY WITH **1,000+** CAREER TACKLES.

### TAMPA BAY ALL-TIME FUMBLE RECOVERIES

Player (Seasons)	FR
<b>1. Lavonte David (2012-Present)</b>	<b>18</b>
2. Ronde Barber (1997-2012)	12
3t. John Cannon (1982-90)	11
3t. Cecil Johnson (1977-85)	11
5. Lee Roy Selmon (1976-84)	10

### INTERCEPTIONS BY A LB - TEAM HISTORY

Player (Seasons)	INT
1. Derrick Brooks (1995-2008)	25
<b>2. Lavonte David (2012-Present)</b>	<b>12</b>
3. Dave Lewis (1977-81)	10
4t. Cecil Johnson (1977-85)	9
4t. Richard Wood (1976-84)	9

**166** CAREER GAMES ... THE 5TH-MOST GAMES PLAYED IN FRANCHISE HISTORY.

**166** CAREER STARTS ... THE 5TH-MOST STARTS IN FRANCHISE HISTORY.



# DEVIN WHITE

## NO. 1 IN THE NFL SINCE 2019 INSIDE LINEBACKER SACKS & QB HITS

### INSIDE LB QB HITS - SINCE 2019

Player (Team)	QB Hits
<b>1. Devin White (TB)</b>	<b>55</b>
2. Demario Davis (NO)	39
3. Bobby Wagner (LAR)	28
4. Patrick Queen (BAL)	27
5. Foye Oluokun (JAC)	25

### INSIDE LB SACKS - SINCE 2019

Player (Team)	Sacks
<b>1. Devin White (TB)</b>	<b>20.5</b>
2. Demario Davis (NO)	17.5
3. Roquan Smith (BAL)	13.5
4. Bobby Wagner (LAR)	13.0
5. Patrick Queen (BAL)	10.0

### TOTAL TACKLES - SINCE 2019

Player (Team)	Tackles
1. Bobby Wagner (LAR)	607
2. Roquan Smith (BAL)	571
3. Foye Oluokun (JAC)	549
4. Jordan Hicks (MIN)	513
5. Fred Warner (SF)	510
6. Eric Kendricks (MIN)	497
<b>7. Devin White (TB)</b>	<b>483</b>
8. Budda Baker (ARI)	474
9. De'Vondre Campbell (GB)	469
10. Shaq Thompson (CAR)	462

### FUMBLE RECOVERIES - SINCE 2019

Player (Team)	FR
<b>1t. Devin White (TB)</b>	<b>9</b>
1t. Von Bell (CIN)	9
3. Chandler Jones (LV)	8
4t. Kyle Van Noy (LAC)	7
4t. T.J. Watt (PIT)	7



GET  
LIVE 45

THE ONLY PLAYER WITH  
**100+ TACKLES AND  
9.0+ SACKS IN A SEASON  
SINCE 2012. (2020).**

**1 OF 2 PLAYERS WITH  
400+ TACKLES AND  
20.0+ SACKS IN THEIR  
FIRST FOUR NFL SEASONS  
DATING BACK TO 2000  
(BRIAN URLACHER).**

**WHITE'S 18 TACKLES VS.  
WAS ON 11/14/21 WERE  
THE SECOND-MOST BY A  
PLAYER WITH MULTIPLE  
SACKS IN A GAME DATING  
BACK TO 1994.**





# ANTOINE WINFIELD JR.



# 9.0 SACKS

**THE MOST BY  
A SAFETY IN  
FRANCHISE  
HISTORY**

## DB SACK LEADERS - SINCE 2020

Player (Team)	Sacks
1. Jamal Adams (SEA)	9.5
<b>2. Antoine Winfield Jr. (TB)</b>	<b>9.0</b>
3. Donovan Wilson (DAL)	8.5
4. Brandon Jones (MIA)	8.0
5. L'Jarius Sneed (KC)	6.5

## DB SACK LEADERS - 2022 SEASON

Player (Team)	Sacks
1. Donovan Wilson (DAL)	5.0
<b>2t. Antoine Winfield Jr. (TB)</b>	<b>4.0</b>
2t. Jaquan Brisker (CHI)	4.0
2t. Derwin James (LAC)	4.0
5. L'Jarius Sneed (KC)	3.5

## DB FF LEADERS - SINCE 2020

Player (Team)	FF
1. Marlon Humphrey (BAL)	10
2t. Josh Norman (CAR)	8
2t. Vonn Bell (CIN)	8
4. Terrance Mitchell (TEN)	7
<b>5t. Logan Ryan (TB)</b>	<b>6</b>
5t. Eddie Jackson (CHI)	6
5t. Marcus Peters (BAL)	6
<b>8t. Antoine Winfield Jr. (TB)</b>	<b>5</b>
8t. Derwin James (LAC)	5
8t. Avonte Maddox (PHI)	5
8t. Eric Rowe (MIA)	5
8t. Donovan Wilson (DAL)	5

## DB TFL LEADERS - 2022 SEASON

Player (Team)	TFL
1. Desmond King (HOU)	10
2. Rodney McLeod (IND)	8
<b>3t. Antoine Winfield Jr. (TB)</b>	<b>7</b>
3t. Adrian Amos (GB)	7
3t. Jayron Kearse (DAL)	7
3t. Donovan Wilson (DAL)	7

## DB QB HIT LEADERS - SINCE 2020

Player (Team)	QBH
1. Jamal Adams (SEA)	17
<b>2t. Antoine Winfield Jr. (TB)</b>	<b>13</b>
2t. Brandon Jones (MIA)	13
2t. Donovan Wilson (DAL)	13
5. Derwin James (LAC)	12



**1 OF 2 DEFENSIVE BACKS WITH 5.0+ SACKS AND  
150+ TACKLES SINCE THE START OF THE  
2021 SEASON (DERWIN JAMES)**

## TACKLE LEADERS - 2020 DB CLASS

Player (Team)	Tackles
1. Jeremy Chinn (CAR)	292
2. Kamren Curl (WAS)	269
<b>3. Antoine Winfield Jr. (TB)</b>	<b>259</b>
4. L'Jarius Sneed (KC)	225
5. Kyle Dugger (NE)	212



## 2022 TAMPA BAY BUCCANEERS UNOFFICIAL DEPTH CHART

### OFFENSE

<b>WR</b>	13 Mike Evans	17 Russell Gage Jr.	<u>83 Deven Thompkins</u>
<b>WR</b>	14 Chris Godwin	16 Breshad Perriman	
<b>LT</b>	76 Donovan Smith	73 Brandon Walton	
<b>LG</b>	60 Nick Leverett	<u>67 Luke Goedeke</u>	
<b>C</b>	66 Ryan Jensen	70 Robert Hainsey	75 John Molchon
<b>RG</b>	69 Shaq Mason		
<b>RT</b>	78 Tristan Wirfs		
<b>TE</b>	<u>88 Cade Otton</u>	84 Cameron Brate	8 Kyle Rudolph
<b>WR</b>	6 Julio Jones	10 Scotty Miller	<u>41 Ko Kieft</u>
<b>QB</b>	12 Tom Brady	11 Blaine Gabbert	2 Kyle Trask
<b>RB</b>	<u>29 Rachaad White</u>	7 Leonard Fournette	21 Ke'Shawn Vaughn
			25 Giovani Bernard

### DEFENSE

<b>DL</b>	96 Akiem Hicks	79 Pat O'Connor	
<b>NT</b>	50 Vita Veá	56 Rakeem Nuñez-Roches	95 Deadrin Senat
<b>DL</b>	92 William Gholston	<u>90 Logan Hall</u>	
<b>OLB</b>	9 Joe Tryon-Shoyinka	94 Carl Nassib	
<b>ILB</b>	45 Devin White	52 K.J. Britt	
<b>ILB</b>	54 Lavonte David	57 Ulysees Gilbert III	
<b>OLB</b>	98 Anthony Nelson		
<b>CB</b>	35 Jamel Dean	23 Sean Murphy-Bunting	
<b>CB</b>	24 Carlton Davis III	<u>27 Zyon McCollum</u>	
<b>S</b>	31 Antoine Winfield Jr.	26 Logan Ryan	30 Dee Delaney
<b>S</b>	32 Mike Edwards	22 Keanu Neal	

### SPECIALISTS

<b>P</b>	<u>5 Jake Camarda</u>		
<b>PK</b>	3 Ryan Succop		
<b>KO</b>	<u>5 Jake Camarda</u>		
<b>H</b>	<u>5 Jake Camarda</u>		
<b>LS</b>	97 Zach Triner		
<b>PR</b>	<u>83 Deven Thompkins</u>	10 Scotty Miller	
<b>KR</b>	<u>83 Deven Thompkins</u>	<u>29 Rachaad White</u>	25 Giovani Bernard

Rookies Underlined

## 2022 TAMPA BAY BUCCANEERS PRONUNCIATION GUIDE

### PLAYERS

<b>Lavonte David</b>	luh-VON-tay	Wilmington <b>Previlon</b> (PS)	PREV-ih-lahn
<b>Leonard Fournette</b>	four-net	<b>Hamilcar Rashed Jr.</b> (PS)	Ham-ih-cuh Rah-SHEED
William <b>Gholston</b>	GOAL-ston	<b>Deadrin Senat</b>	DEE-drin suh-not
Luke <b>Goedeke</b>	GET-a-key	Ryan <b>Succop</b>	Suck-up
Ko <b>Kieft</b>	KEY-ft	Zach <b>Triner</b>	Trin-ner
John <b>Molchon</b>	mole-shawn	Joe <b>Tryon-Shoyinka</b>	try-on show-yeen-kuh
Carl <b>Nassib</b>	NASS-ib	<b>Ke'Shawn</b> Vaughn	KEY-shawn
Rakeem <b>Nuñez-Roches</b>	NOON-yez RO-ches	<b>Vita Veá</b>	VEET-uh VAY-uh

## 2022 TAMPA BAY BUCCANEERS ALPHABETICAL ROSTER

(as of 1/16/23)

No.	Name	Pos.	Ht.	Wt.	Birthdate	NFL Exp.	College	Hometown	2022 GP/GS
25	Bernard, Giovanni	RB	5-9	205	11/22/1991	10	North Carolina	Davie, FL	9/0
12	Brady, Tom	QB	6-4	225	8/3/1977	23	Michigan	San Mateo, CA	18/18
84	Brate, Cameron	TE	6-5	245	7/3/1991	8	Harvard	Naperville, IL	12/1
52	Britt, K.J.	LB	6-0	235	6/4/1999	2	Auburn	Oxford, AL	13/0
5	Camarda, Jake	P	6-1	193	4/20/1999	R	Georgia	Norcross, GA	18/0
54	David, Lavonte	LB	6-1	233	1/23/1990	11	Nebraska	Miami, FL	18/18
24	Davis III, Carlton	CB	6-1	206	12/31/1996	5	Auburn	Miami, FL	14/14
35	Dean, Jamel	CB	6-1	206	10/15/1996	4	Auburn	Cocoa, FL	16/15
30	Delaney, Dee	DB	5-11	200	2/20/1995	2	Miami	Beaufort, SC	18/0
32	Edwards, Mike	S	5-10	205	5/18/1996	4	Kentucky	Cincinnati, OH	14/13
13	Evans, Mike	WR	6-5	231	8/21/1993	9	Texas A&M	Galveston, TX	16/16
7	Fournette, Leonard	RB	6-0	228	1/18/1995	6	LSU	New Orleans, LA	17/9
11	Gabbert, Blaine	QB	6-5	235	10/15/1989	12	Missouri	Ballwin, MO	1/0
17	Gage Jr., Russell	WR	6-0	184	1/22/1996	5	LSU	Baton Rouge, LA	14/4
92	Gholston, William	DL	6-6	281	7/31/1991	10	Michigan State	Detroit, MI	18/10
57	Gilbert III, Ulysees	LB	6-0	230	8/9/1997	4	Akron	Ocala, FL	4/0
14	Godwin, Chris	WR	6-1	209	2/27/1996	6	Penn State	Middletown, DE	16/14
67	Goedeke, Luke	G	6-5	312	11/21/1998	R	Central Michigan	Whitelaw, WI	12/9
70	Hainsey, Robert	OL	6-4	306	8/12/1998	2	Notre Dame	Pittsburgh, PA	17/17
90	Hall, Logan	DL	6-6	283	4/22/2000	R	Houston	Belton, Texas	18/1
6	Hicks, Akiem	DL	6-4	352	11/16/1989	11	Regina (Canada)	Sacramento, CA	12/12
66	Jensen, Ryan	C	6-4	319	5/27/1991	9	Colorado State-Pueblo	Fort Morgan, CO	1/1
6	Jones, Julio	WR	6-3	220	2/8/1989	12	Alabama	Foley, AL	11/6
41	Kieft, Ko	TE	6-5	265	1/20/1998	R	Minnesota	Sioux Center, IA	18/13
60	Leverett, Nick	OL	6-4	310	1/11/1997	2	Rice	Salisbury, NC	11/10
69	Mason, Shaq	G	6-1	310	8/28/1993	8	Georgia Tech	Columbia, TN	18/18
27	McCollum, Zyon	CB	6-2	199	5/3/1999	R	Sam Houston State	Galveston, TX	14/3
10	Miller, Scotty	WR	5-9	174	7/31/1997	4	Bowling Green	Barrington, IL	16/1
75	Molchon, John	G	6-5	309	2/2/1997	3	Boise State	Las Vegas, NV	1/0
23	Murphy-Bunting, Sean	CB	6-0	195	6/19/1997	4	Central Michigan	Macomb, MI	13/6
94	Nassib, Carl	OLB	6-7	275	4/12/1993	7	Penn State	West Chester, PA	14/1
22	Neal, Keanu	S	6-0	211	7/26/1995	7	Florida	Webster, FL	17/7
98	Nelson, Anthony	OLB	6-7	271	3/4/1997	4	Iowa	Urbandale, IA	18/9
56	Nuñez-Roches, Rakeem	DL	6-2	307	7/3/1993	8	Southern Miss	Phenix City, AL	18/10
79	O'Connor, Patrick	DL	6-4	270	11/1/1993	4	Eastern Michigan	Chicago, IL	18/0
88	Otton, Cade	TE	6-5	247	4/15/1999	R	Washington	Turnwater, WA	17/12
16	Perriman, Breshad	WR	6-2	215	9/10/1993	8	UCF	Lithonia, GA	11/3
8	Rudolph, Kyle	TE	6-6	265	11/9/1989	12	Notre Dame	Cincinnati, OH	9/0
26	Ryan, Logan	S	5-11	195	2/9/1991	10	Rutgers	Vorhees, NJ	10/6
95	Senat, Dadrin	DT	6-1	305	7/22/1994	4	USF	Immokalee, FL	13/0
76	Smith, Donovan	T	6-6	338	6/23/1993	8	Penn State	Owings Mills, MD	14/14
3	Succop, Ryan	K	6-2	218	9/19/1986	14	South Carolina	Hickory, NC	17/0
83	Thompkins, Deven	WR	5-8	155	12/23/1999	R	Utah State	Fort Myers, FL	6/0
2	Trask, Kyle	QB	6-5	236	3/6/1998	2	Florida	Manvel, TX	1/0
97	Triner, Zach	LS	6-3	245	1/30/1991	4	Assumption	Marshfield, MA	18/0
9	Tryon-Shoyinka, Joe	OLB	6-5	259	4/30/1999	2	Washington	Renton, WA	18/17
21	Vaughn, Ke'Shawn	RB	5-10	214	5/4/1997	3	Vanderbilt	Nashville, TN	16/0
50	Vea, Vita	NT	6-4	347	2/5/1995	5	Washington	Milpitas, CA	16/16
73	Walton, Brandon	OL	6-5	300	3/18/1998	1	Florida Atlantic	Largo, FL	11/2
45	White, Devin	LB	6-0	237	2/17/1998	4	LSU	Springhill, LA	18/18
29	White, Rachaad	RB	6-0	214	1/12/1999	R	Arizona State	Kansas City, MO	18/9
31	Winfield Jr., Antoine	S	5-9	203	8/16/1998	3	Minnesota	The Woodlands, TX	14/14
78	Wirfs, Tristan	T	6-5	320	1/24/1999	3	Iowa	Mount Vernon, IA	14/14

### PRACTICE SQUAD

No.	Name	Pos.	Ht.	Wt.	Birthdate	NFL Exp.	College	Hometown	2022 GP/GS
65	Cook, Dylan	T	6-6	305	1/11/1998	R	Montana	Butte, MT	0/0
36	Gardner, Don	CB	6-1	180	12/9/1997	R	South Dakota State	Chicago, IL	1/0
80	Geiger Sr., Kaylon	WR	5-10	180	11/1/1997	R	Texas Tech	Fort Worth, TX	3/0
91	Greene, Mike	DT	6-3	293	5/3/1999	R	James Madison	Richmond, VA	0/0
4	Griffin, Ryan	QB	6-4	218	11/17/1989	8	Tulane	Westlake Village, CA	0/0
74	Hermanns, Grant	T	6-7	300	3/5/1998	1	Purdue	Albuquerque, NM	2/0*
18	Johnson, Tyler	WR	6-1	206	8/25/1998	3	Minnesota	Minneapolis, MN	2/0*
43	Laird, Patrick	RB	6-1	205	8/17/1995	4	California	San Luis Obispo, CA	0/0
28	Lowe, Duron	CB	5-10	190	11/29/1997	R	Liberty	Overland Park, KS	0/0
44	Odenigbo, Ifeadi	OLB	6-3	258	4/8/1994	5	Northwestern	Centerville, OH	14/0*
93	Previlon, Willington	DL	6-5	285	5/19/1997	1	Rutgers	Orange, NJ	0/0
46	Rashed Jr., Hamilcar	OLB	6-2	251	1/2/1998	1	Oregon State	Phoenix, AZ	0/0
77	Skule, Justin	T	6-6	315	11/23/1996	4	Vanderbilt	Clifton, VA	1/0
48	Snowden, Charles	OLB	6-7	245	3/27/1998	1	Virginia	Silver Spring, MD	0/0
34	Turner, Nolan	S	6-1	202	11/29/1997	R	Clemson	Vestavia Hills, AL	5/0
89	Wells, David	TE	6-6	260	5/2/1995	3	San Diego State	Clovis, CA	0/0

### INJURED RESERVE

No.	Name	Pos.	Ht.	Wt.	Birthdate	NFL Exp.	College	Hometown	2022 GP/GS
59	Avery, Genard	OLB	6-0	250	4/26/1995	5	Memphis	Grenada, MS	9/0
58	Barrett, Shaquill	OLB	6-2	250	11/17/1992	9	Colorado State	Baltimore, MD	8/8
37	Chesley, Anthony	CB	6-0	190	5/31/1996	2	Coastal Carolina	Temple Hills, MD	7/0
49	Gill, Cam	OLB	6-3	240	12/14/1997	3	Wagner	Douglasville, GA	0/0
64	Stinnie, Aaron	G	6-3	312	2/18/1994	5	James Madison	Charlottesville, VA	0/0
72	Wells, Josh	T	6-6	306	2/14/1991	8	James Madison	Mechanicsville, VA	11/6

Head Coach: Todd Bowles

Assistant Coaches: Harold Goodwin (assistant head coach/run game coordinator); Keith Armstrong (special teams coordinator); Larry Foote (inside linebackers/pass game coordinator); Byron Leftwich (offensive coordinator); Kacy Rodgers (defensive line/run game coordinator); Tim Atkins (assistant secondary); Cory Bichey (assistant strength & conditioning); Chris Boniol (specialists); Mike Chiurco (assistant to the head coach); Clyde Christensen (quarterbacks); Rick Christophel (senior offensive assistant); Joey Fitzgerald (defensive quality control); Kevin Garver (wide receivers); Joe Gilbert (offensive line); Maral Javadifar (director of rehabilitation/performance coach); Rashad Johnson (defensive assistant); Jeff Kastl (offensive quality control); Thaddeus Lewis (assistant wide receivers); Lori Locust (assistant defensive line); Todd McNair (running backs); Tom Moore (assistant coach); Anthony Piroli (head strength & conditioning); Nick Rapone (safeties); Kevin Ross (cornerbacks); Bob Sanders (outside linebackers); Keith Tandy (assistant special teams); John Van Dam (tight ends); Chad Wade (assistant strength & conditioning); DeAndre Ward (assistant strength & conditioning)

## **2022 TAMPA BAY BUCCANEERS ROSTER BY POSITION**

							<b>(as of 1/16/23)</b>	
No.	Name	Pos.	College	Ht.	Wt.	Age	NFL Exp.	
<b><u>Defensive Linemen (7)</u></b>								
92	William Gholston	DL	Michigan State	6-6	281	31	10	
90	Logan Hall	DL	Houston	6-6	283	22	R	
96	Akiem Hicks	DL	Regina (Canada)	6-4	352	33	11	
56	Rakeem Nuñez-Roches	DL	Southern Miss	6-2	307	29	8	
79	Pat O'Connor	DL	Eastern Michigan	6-4	270	29	4	
95	Deadrin Senat	DL	USF	6-1	305	28	4	
50	Vita Vea	NT	Washington	6-4	347	27	5	
<b><u>Outside Linebacker (3)</u></b>								
94	Carl Nassib	OLB	Penn State	6-7	275	29	7	
98	Anthony Nelson	OLB	Iowa	6-7	271	25	4	
9	Joe Tryon-Shoyinka	OLB	Washington	6-5	259	23	2	
<b><u>Inside Linebacker (4)</u></b>								
52	K.J. Britt	LB	Auburn	6-0	235	23	2	
54	Lavonte David	LB	Nebraska	6-1	233	33	11	
57	Ulysees Gilbert III	LB	Akron	6-0	230	25	4	
45	Devin White	LB	LSU	6-0	237	24	4	
<b><u>Cornerback (4)</u></b>								
24	Carlton Davis III	CB	Auburn	6-1	206	26	5	
35	Jamel Dean	CB	Auburn	6-1	206	26	4	
27	Zyon McCollum	CB	Sam Houston State	6-2	199	23	R	
23	Sean Murphy-Bunting	CB	Central Michigan	6-1	195	25	4	
<b><u>Safety (5)</u></b>								
30	Dee Delaney	CB	Miami (FL)	5-11	200	27	2	
32	Mike Edwards	S	Kentucky	5-10	205	26	4	
22	Keanu Neal	S	Florida	6-0	211	27	7	
26	Logan Ryan	S	Rutgers	5-11	195	31	10	
31	Antoine Winfield Jr.	S	Minnesota	5-9	203	24	3	
<b><u>Long Snapper (1)</u></b>								
97	Zach Triner	LS	Assumption	6-3	245	32	4	
<b><u>Punter (1)</u></b>								
5	Jake Camarda	P	Georgia	6-1	193	23	R	
<b><u>Kicker (1)</u></b>								
3	Ryan Succop	K	South Carolina	6-2	218	36	14	
<b><u>Offensive Line (9)</u></b>								
67	Luke Goedeke	G	Central Michigan	6-5	312	24	R	
70	Robert Hainsey	OL	Notre Dame	6-4	306	24	2	
66	Ryan Jensen	C	Colorado State-Pueblo	6-4	319	31	9	
60	Nick Leverett	G	Rice	6-4	310	26	2	
69	Shaq Mason	G	Georgia Tech	6-1	310	29	8	
75	John Molchon	G	Boise State	6-5	309	26	3	
76	Donovan Smith	T	Penn State	6-6	338	29	8	
73	Brandon Walton	OL	Florida Atlantic	6-5	300	24	1	
78	Tristan Wirfs	T	Iowa	6-5	320	24	3	
<b><u>Tight End (4)</u></b>								
84	Cameron Brate	TE	Harvard	6-5	235	31	8	
41	Ko Kieft	TE	Minnesota	6-5	265	25	R	
88	Cade Otton	TE	Washington	6-05	247	23	R	
8	Kyle Rudolph	TE	Notre Dame	6-6	265	33	12	
<b><u>Running Back (4)</u></b>								
25	Giovani Bernard	RB	North Carolina	5-9	205	31	10	
7	Leonard Fournette	RB	LSU	6-0	228	28	6	
21	Ke'Shawn Vaughn	RB	Vanderbilt	5-10	214	25	3	
29	Rachaad White	RB	Arizona State	6-0	214	24	R	
<b><u>Wide Receiver (7)</u></b>								
13	Mike Evans	WR	Texas A&M	6-5	231	29	9	
17	Russell Gage Jr.	WR	LSU	6-0	184	27	5	
14	Chris Godwin	WR	Penn State	6-1	209	26	6	
6	Julio Jones	WR	Alabama	6-3	220	33	12	
10	Scotty Miller	WR	Bowling Green	5-9	174	25	4	
16	Breshad Perriman	WR	Louisville	6-2	215	29	8	
83	Deven Thompkins	WR	Utah State	5-8	155	23	R	
<b><u>Quarterback (3)</u></b>								
12	Tom Brady	QB	Michigan	6-4	225	45	23	
11	Blaine Gabbert	QB	Missouri	6-5	235	33	12	
2	Kyle Trask	QB	Florida	6-5	236	24	2	

## 2022 TAMPA BAY BUCCANEERS BY EXPERIENCE

No.	Name	Pos.	Ht.	Wt.	Age	NFL Exp.	College	Hometown	(as of 1/16/23) How Acq.
<b>23rd Year (1)</b>									
12	Tom Brady	QB	6-4	225	45	23	Michigan	San Mateo, CA	UFA (NE)-'20
<b>14th Year (1)</b>									
3	Ryan Succop	K	6-2	218	36	14	South Carolina	Hickory, NC	FA-'20
<b>12th Year (3)</b>									
11	Blaine Gabbert	QB	6-5	235	33	12	Missouri	Ballwin, MO	FA-'19
8	Kyle Rudolph	TE	6-6	265	33	12	Notre Dame	Cincinnati, OH	FA-'22
6	Julio Jones	WR	6-3	220	33	12	Alabama	Foley, AL	FA-'22
<b>11th Year (2)</b>									
54	Lavonte David	LB	6-1	233	33	11	Nebraska	Miami, FL	D2-'12
96	Akiem Hicks	DL	6-4	352	33	11	Regina (Canada)	Sacramento, CA	FA-'22
<b>10th Year (3)</b>									
25	Giovani Bernard	RB	5-9	205	31	10	North Carolina	Davie, FL	FA-'21
92	William Gholston	DL	6-6	281	31	10	Michigan State	Detroit, MI	D4b-'13
26	Logan Ryan	S	5-11	195	31	10	Rutgers	Vorhees, NJ	FA-'22
<b>9th Year (2)</b>									
13	Mike Evans	WR	6-5	231	29	9	Texas A&M	Galveston, TX	D1-'14
66	Ryan Jensen	C	6-4	319	31	9	Colorado State-Pueblo	Fort Morgan, CO	UFA(BAL)-'18
<b>8th Year (5)</b>									
84	Cameron Brate	TE	6-5	245	31	8	Harvard	Naperville, IL	FA-'15
69	Shaq Mason	G	6-1	310	29	8	Georgia Tech	Columbia, TN	T(NE)-'22
56	Rakeem Nunez-Roches	DL	6-2	307	29	8	Southern Miss	Phenix City, AL	FA-'18
16	Breshad Perriman	WR	6-2	215	29	8	UCF	Lithonia, GA	FA-'21
76	Donovan Smith	T	6-6	338	29	8	Penn State	Owings Mills, MD	D2a-15
<b>7th Year (2)</b>									
94	Carl Nassib	OLB	6-7	275	29	7	Penn State	West Chester, PA	FA-'22
22	Keanu Neal	S	6-0	211	27	7	Florida	Webster, FL	UFA (DAL)-'22
<b>6th Year (2)</b>									
7	Leonard Fournette	RB	6-0	228	28	6	LSU	New Orleans, LA	FA-'20
14	Chris Godwin	WR	6-1	209	26	6	Penn State	Middletown, DE	D3a-'17
<b>5th Year (3)</b>									
24	Carlton Davis III	CB	6-1	206	26	5	Auburn	Miami, FL	D2c-'18
17	Russell Gage Jr.	WR	6-0	184	27	5	LSU	Baton Rouge, LA	UFA (ATL)-'22
50	Vita Vea	NT	6-4	347	27	5	Washington	Milpitas, CA	D1-'18
<b>4th Year (10)</b>									
35	Jamel Dean	CB	6-1	206	26	4	Auburn	Cocoa, FL	D3a-'19
32	Mike Edwards	S	5-10	205	26	4	Kentucky	Cincinnati, OH	D3b-'19
57	Ulysees Gilber tII	LB	6-0	230	25	4	Akron	Ocala, FL	FA-'22
10	Scotty Miller	WR	5-9	174	25	4	Bowling Green	Barrington, IL	D6-'19
23	Sean Murphy-Bunting	CB	6-0	195	25	4	Central Michigan	Macomb, MI	D2-'19
98	Anthony Nelson	OLB	6-7	271	25	4	Iowa	Urbandale, IA	D4-'19
79	Patrick O'Connor	DL	6-4	270	29	4	Eastern Michigan	Chicago, IL	FA-'17
95	Deadrin Senat	DL	6-1	305	28	4	USF	Immokalee, FL	FA-'22
97	Zach Triner	LS	6-3	245	32	4	Assumption	Marshfield, MA	FA-'19
45	Devin White	LB	6-0	237	24	4	LSU	Springhill, LA	D1-'19
<b>3rd Year (4)</b>									
75	John Molchon	G	6-5	309	26	3	Boise State	Las Vegas, NV	FA-'20
21	Ke'Shawn Vaughn	RB	5-10	214	25	3	Vanderbilt	Nashville, TN	D3-'20
31	Antoine Winfield Jr.	S	5-9	203	24	3	Minnesota	The Woodlands, TX	D2-'20
78	Tristan Wirfs	T	6-5	320	24	3	Iowa	Mount Vernon, IA	D1-'20
<b>2nd Year (6)</b>									
52	K.J. Britt	LB	6-0	235	23	2	Auburn	Oxford, AL	D5-'21
30	Dee Delaney	DB	5-11	200	27	2	Miami (FL)	Beaufort, SC	FA-'21
70	Robert Hainsey	OL	6-4	306	24	2	Notre Dame	Pittsburgh, PA	D3-'21
60	Nick Leverett	G	6-4	310	26	2	Rice	Salisbury, NC	FA-'20
2	Kyle Trask	QB	6-5	236	24	2	Florida	Manvel, TX	D2-'21
9	Joe Tryon-Shoyinka	OLB	6-5	259	23	2	Washington	Renton, WA	D1-'21
<b>Rookies/1st Year (9)</b>									
5	Jake Camarda	P	6-1	193	23	R	Georgia	Norcross, GA	D4b-'22
67	Luke Goedeke	G	6-5	312	24	R	Central Michigan	Whitelaw, WI	D2b-'22
90	Logan Hall	DL	6-6	283	22	R	Houston	Belton, TX	D2a-'22
41	Ko Kieft	TE	6-5	265	25	R	Minnesota	Sioux Center, IA	D6-'22
27	Zyon McCollum	CB	6-2	199	23	R	Sam Houston State	Galveston, TX	D5-'22
88	Cade Otton	TE	6-5	247	23	R	Washington	Tumwater, WA	D4a-'22
83	Deven Thompson	WR	5-8	155	23	R	Utah State	Fort Myers, FL	FA-'22
73	Brandon Walton	OL	6-5	300	24	1	Florida Atlantic	Largo, FL	W(PIT)-'21
29	Rachaad White	RB	6-0	214	24	R	Arizona State	Kansas City, MO	D3-'22

## 2022 TAMPA BAY BUCCANEERS - HOW THEY WERE BUILT

	<u>DRAFT</u>	<u>TRADES</u>	<u>WAIVERS</u>	<u>FREE AGENTS</u>
2012	Lavonte David (2)			
2013	William Gholston (4b)			
2014	Mike Evans (1)			
2015	Donovan Smith (2a)			Cameron Brate
2016				
2017	Chris Godwin (3a)			Patrick O'Connor
2018	Vita Vea (1) Carlton Davis III (2c)			Ryan Jensen (BAL) Rakeem Nuñez-Roches
2019	Devin White (1) Sean Murphy-Bunting (2) Jamel Dean (3a) Mike Edwards (3b) Anthony Nelson (4) Scotty Miller (6)		Aaron Stinnie (TEN)	Shaquil Barrett (DEN) Blaine Gabbert Zach Triner Josh Wells
2020	Tristan Wirfs (1) Antoine Winfield Jr. (2) Ke'Shawn Vaughn (3)			Tom Brady (NE) Leonard Fournette (JAC) Cam Gill Nick Leverett John Molchon Ryan Succop (TEN)
2021	Joe Tryon-Shoyinka (1) Kyle Trask (2) Robert Hainsey (3) K.J. Britt (5)		Brandon Walton (PIT)	Giovani Bernard Dee Delaney Breshad Perriman
2022	Logan Hall (2a) Luke Goedeke (2b) Rachaad White (3) Cade Otton (4a) Jake Camarda (4b) Zyon McCollum (5) Ko Kieft (6)	Shaq Mason (NE)		Genard Avery Anthony Chesley Russell Gage Jr. (ATL) Ulysees Gilbert III Akiem Hicks (CHI) Julio Jones Carl Nassib Keanu Neal (DAL) Kyle Rudolph Logan Ryan Deadrin Senat Deven Thompson

## 2022 GAME-BY-GAME STARTERS

### OFFENSE

OPP	WR	LT	LG	C	RG	RT	TEWR	WR	TE	RB	QB	OTHER
@DAL	M. Evans	D. Smith	L. Goedeke	R. Hainsey	S. Mason	T. Wirfs	C. Otton	C. Godwin	C. Brate	L. Fournette	T. Brady	---
@NO	M. Evans	J. Wells	L. Goedeke	R. Hainsey	S. Mason	T. Wirfs	C. Otton	B. Perriman	K. Kieft	L. Fournette	T. Brady	---
GB	R. Gage	B. Walton	L. Goedeke	R. Hainsey	S. Mason	T. Wirfs	S. Miller	B. Perriman	K. Kieft	L. Fournette	T. Brady	---
KC	M. Evans	D. Smith	L. Goedeke	R. Hainsey	S. Mason	T. Wirfs	J. Jones	C. Godwin	C. Otton	L. Fournette	T. Brady	---
ATL	M. Evans	D. Smith	L. Goedeke	R. Hainsey	S. Mason	T. Wirfs	R. Gage	C. Godwin	C. Otton	L. Fournette	T. Brady	---
@PIT	M. Evans	D. Smith	L. Goedeke	R. Hainsey	S. Mason	T. Wirfs	R. Gage	C. Godwin	K. Kieft	L. Fournette	T. Brady	---
@CAR	M. Evans	D. Smith	L. Goedeke	R. Hainsey	S. Mason	T. Wirfs	R. Gage	C. Godwin	K. Kieft	L. Fournette	T. Brady	---
BAL	M. Evans	D. Smith	N. Leverett	R. Hainsey	S. Mason	T. Wirfs	K. Kieft	J. Jones	C. Otton	L. Fournette	T. Brady	---
LAR	M. Evans	D. Smith	N. Leverett	R. Hainsey	S. Mason	T. Wirfs	K. Kieft	C. Godwin	C. Otton	L. Fournette	T. Brady	---
SEA	M. Evans	D. Smith	N. Leverett	R. Hainsey	S. Mason	T. Wirfs	---	C. Godwin	C. Otton	L. Fournette	T. Brady	---
@CLE	M. Evans	D. Smith	N. Leverett	R. Hainsey	S. Mason	T. Wirfs	---	C. Godwin	K. Kieft	R. White	T. Brady	J. Wells
NO	M. Evans	D. Smith	N. Leverett	R. Hainsey	S. Mason	T. Wirfs	---	C. Godwin	K. Kieft	R. White	T. Brady	J. Wells
@SF	M. Evans	D. Smith	N. Leverett	R. Hainsey	S. Mason	J. Wells	J. Jones	C. Godwin	C. Otton	R. White	T. Brady	---
CIN	M. Evans	D. Smith	N. Leverett	R. Hainsey	S. Mason	J. Wells	K. Kieft	C. Godwin	C. Otton	R. White	T. Brady	---
@ARI	M. Evans	D. Smith	N. Leverett	R. Hainsey	S. Mason	J. Wells	B. Perriman	C. Godwin	K. Kieft	R. White	T. Brady	---
CAR	M. Evans	J. Wells	N. Leverett	R. Hainsey	S. Mason	T. Wirfs	J. Jones	C. Godwin	C. Otton	R. White	T. Brady	---
@ATL	D. Thompkins	B. Walton	N. Leverett	R. Hainsey	S. Mason	T. Wirfs	C. Otton	J. Jones	K. Kieft	R. White	T. Brady	---
DAL	M. Evans	D. Smith	L. Goedeke	R. Jensen	S. Mason	L. Goedeke	C. Otton	C. Godwin	K. Kieft	R. White	T. Brady	---

### DEFENSE

OPP	DL	NT	DL	OLB	ILB	ILB	OLB	CB	CB	S	S	OTHER
@DAL	A. Hicks	V. Vea	---	J. Tryon-Shoyinka	D. White	D. White	S. Barrett	C. Davis III	J. Dean	L. Ryan	M. Edwards	A. Winfield
@NO	A. Hicks	V. Vea	W. Gholston	J. Tryon-Shoyinka	D. White	D. White	S. Barrett	C. Davis III	J. Dean	A. Winfield	M. Edwards	---
GB	R. Nunez-Roches	V. Vea	W. Gholston	J. Tryon-Shoyinka	D. White	D. White	S. Barrett	C. Davis III	J. Dean	A. Winfield	M. Edwards	---
KC	R. Nunez-Roches	V. Vea	---	J. Tryon-Shoyinka	D. White	D. White	S. Barrett	C. Davis III	J. Dean	L. Ryan	M. Edwards	A. Winfield
ATL	R. Nunez-Roches	V. Vea	W. Gholston	J. Tryon-Shoyinka	D. White	D. White	S. Barrett	C. Davis III	J. Dean	A. Winfield	M. Edwards	---
@PIT	R. Nunez-Roches	V. Vea	---	J. Tryon-Shoyinka	D. White	D. White	S. Barrett	C. Davis III	J. Dean	A. Winfield	K. Neal	D. Delaney
@CAR	R. Nunez-Roches	V. Vea	---	J. Tryon-Shoyinka	D. White	D. White	S. Barrett	Z. McCollum	J. Dean	K. Neal	M. Edwards	A. Winfield
BAL	R. Nunez-Roches	V. Vea	W. Gholston	J. Tryon-Shoyinka	D. White	D. White	S. Barrett	Z. McCollum	J. Dean	K. Neal	M. Edwards	---
LAR	A. Hicks	V. Vea	---	J. Tryon-Shoyinka	D. White	D. White	A. Nelson	C. Davis III	J. Dean	K. Neal	M. Edwards	S. Murphy-Bunting
SEA	A. Hicks	V. Vea	W. Gholston	J. Tryon-Shoyinka	D. White	D. White	A. Nelson	C. Davis III	J. Dean	K. Neal	M. Edwards	---
@CLE	A. Hicks	V. Vea	W. Gholston	J. Tryon-Shoyinka	D. White	D. White	A. Nelson	C. Davis III	J. Dean	A. Winfield	M. Edwards	---
NO	A. Hicks	V. Vea	---	---	D. White	D. White	C. Nassib	C. Davis III	J. Dean	A. Winfield	M. Edwards	---
@SF	A. Hicks	V. Vea	W. Gholston	J. Tryon-Shoyinka	D. White	D. White	A. Nelson	C. Davis III	J. Dean	K. Neal	L. Ryan	---
CIN	A. Hicks	V. Vea	---	J. Tryon-Shoyinka	D. White	D. White	A. Nelson	C. Davis III	J. Dean	K. Neal	L. Ryan	---
@ARI	A. Hicks	R. Nunez-Roches	---	J. Tryon-Shoyinka	D. White	D. White	A. Nelson	C. Davis III	J. Dean	K. Neal	L. Ryan	A. Winfield
CAR	A. Hicks	V. Vea	W. Gholston	J. Tryon-Shoyinka	D. White	D. White	A. Nelson	C. Davis III	J. Dean	L. Ryan	M. Edwards	A. Winfield
@ATL	A. Hicks	R. Nunez-Roches	W. Gholston	J. Tryon-Shoyinka	D. White	D. White	A. Nelson	J. Dean	S. Murphy-Bunting	A. Winfield	M. Edwards	---
DAL	A. Hicks	V. Vea	W. Gholston	J. Tryon-Shoyinka	D. White	D. White	A. Nelson	J. Dean	S. Murphy-Bunting	A. Winfield	K. Neal	---
									S. Murphy-Bunting	A. Winfield	M. Edwards	---

**2022 PLAYTIME PERCENTAGES - OFFENSE**

OFFENSE	@DAL	@NO	GB	KC	ATL	@PIT	@CAR	BAL	LAR	SEA	@CLE	NO	@SF	CIN	@ARI	CAR	@ATL	DAL	PLAYS	PCT
TOTAL PLAYS	62	67	65	64	79	72	67	68	84	75	69	80	76	74	81	78	55	82	1,298	

**QUARTERBACKS**

Brady	62	67	65	64	79	72	67	68	84	75	69	80	76	74	81	78	31	82	1,274	98%
Gabbert	DNP	DNP	DNP	DNP	DNP	DNP	DNP	DNP	DNP	DNP	DNP	DNP	DNP	DNP	DNP	DNP	14	DNP	14	25%
Trask	IA	IA	IA	IA	IA	IA	IA	DNP	IA	IA	IA	IA	IA	IA	IA	IA	14	IA	14	25%

**RUNNING BACKS**

Fournette	47	58	59	39	49	59	40	49	52	22	IA	48	36	43	49	36	3	35	724	59%
R. White	17	9	6	24	31	16	29	18	29	48	62	33	40	29	29	39	10	46	515	40%
Bernard	0	0	IR	IR	IR	IR	IR	IR	IR	IR	DNP	0	0	0	0	0	25	0	25	4%
Vaughn	IA	IA	0	0	0	0	0	0	3	5	9	0	0	0	2	2	16	1	38	3%

**TIGHT ENDS**

Otton	30	33	IA	43	74	40	54	62	71	46	36	66	45	48	68	68	19	60	863	70%
Brate	42	38	58	22	IA	34	IA	IA	IA	34	35	IA	28	29	8	IA	27	21	376	45%
Kieft	16	24	11	9	14	18	18	13	17	23	16	15	5	20	14	23	9	5	270	21%
Rudolph	IA	IA	9	IA	9	IA	8	6	5	IA	IA	9	IA	DNP	11	11	11	IA	79	12%

**WIDE RECEIVERS**

Evans	45	41	R/S	58	67	69	59	64	74	55	62	67	66	60	75	65	DNP	75	1,002	85%
Godwin	19	IA	IA	53	41	64	63	61	77	67	66	69	69	66	73	66	26	72	952	82%
Gage Jr.	26	44	52	41	58	55	41	IA	IA	IA	IA	26	25	46	43	42	30	41	570	57%
Jones	32	IA	IA	18	IA	IA	IA	39	30	38	43	52	55	IA	22	22	IA	41	392	48%
Perriaman	26	50	47	IA	IA	2	10	5	24	18	8	IA	IA	7	IA	IA	32	IA	229	30%
Miller	IA	29	52	IA	36	2	8	20	35	14	3	15	11	8	4	0	21	6	264	23%
Thompkins	PS	PS	PS	PS	PS	PS	PS	PS	PS	PS	PS	PS	0	13	4	9	46	7	79	18%
Darden	10	8	18	6	11	0	4	0	0	0	0	0	N/A	N/A	N/A	N/A	N/A	N/A	57	7%
Beasley	N/A	N/A	4	4	N/A	N/A	N/A	N/A	N/A	N/A	N/A	N/A	N/A	N/A	N/A	N/A	N/A	N/A	8	6%
Geiger	PS	1	4	PS	4	PS	PS	PS	PS	PS	PS	PS	PS	PS	PS	PS	PS	PS	9	4%

**OFFENSIVE LINE**

Wirfs	62	67	65	64	79	72	67	68	84	75	68	IA	IA	IA	81	78	DNP	82	1,012	100%
Jensen	IR	IR	IR	IR	IR	IR	IR	IR	IR	IR	IR	IR	IR	IR	IR	IR	IR	82	82	100%
Mason	62	67	65	64	79	72	66	68	84	75	69	80	76	74	81	78	39	82	1,281	99%
Hainsey	62	67	65	64	79	72	67	68	84	75	69	80	76	74	81	78	13	DNP	1,174	97%
Smith	23	IA	IA	64	79	72	67	68	84	75	69	80	76	74	81	78	IA	82	989	96%
Leverett	DNP	DNP	DNP	DNP	DNP	DNP	20	68	84	75	69	80	76	74	81	78	55	IA	760	94%
Molchon	PS	PS	PS	PS	PS	PS	PS	PS	DNP	DNP	DNP	DNP	DNP	DNP	IA	DNP	42	DNP	42	76%
Goedke	62	67	65	64	79	72	48	IA	IA	IA	IA	DNP	DNP	1	3	7	55	82	605	72%
Wells	39	23	IR	IR	IR	1	3	3	3	5	6	80	76	74	16	IR	IR	IR	326	41%
Skule	N/A	N/A	PS	PS	PS	PS	N/A	N/A	PS	PS	PS	PS	PS	PS	DNP	PS	16	PS	16	29%
Walton	0	44	65	3	DNP	0	DNP	DNP	DNP	DNP	DNP	0	0	2	65	0	55	DNP	234	27%
Johnson	IA	0	0	0	1	1	IA	DNP	N/A	N/A	N/A	N/A	N/A	N/A	N/A	N/A	N/A	N/A	2	1%

**KEY**

- DNP= Did Not Play
- IA= Inactive
- IR= Injured Reserve
- IR/DR= Injured Reserve/Designated to Return
- N/A= Not With Team
- PS= Practice Squad
- PUP= Reserve/Physically Unable to Perform
- R/S= Reserve/Suspended List
- W/\_ =With Other Team

**2022 PLAYTIME PERCENTAGES - DEFENSE**

DEFENSE	@DAL	@NO	GB	KC	ATL	@PIT	@CAR	BAL	LAR	SEA	@CLE	NO	@SF	CIN	@ARI	CAR	@ATL	DAL	PLAYS	PCT
TOTAL PLAYS	69	68	62	80	66	64	50	76	57	52	79	59	63	66	76	66	68	69	1,190	

**DEFENSIVE LINE**

Vea	42	43	39	57	40	41	35	48	35	32	48	37	4	IA	IA	38	IA	43	582	59%
Hicks	40	19	IA	IA	IA	IA	IA	IA	33	33	57	39	37	41	43	44	13	44	443	56%
Nunez-Roches	23	30	35	43	37	32	27	43	22	20	34	22	39	43	44	20	34	36	584	49%
Gholston	25	29	34	40	34	23	21	13	17	13	21	28	41	21	30	24	39	38	523	44%
Hall	20	29	27	29	38	19	21	30	9	16	20	11	24	21	19	23	47	20	423	36%
Senat	PS	PS	13	17	17	12	12	22	0	IA	2	1	17	14	10	DNP	28	3	168	18%
O'Connor	0	4	1	1	0	3	0	20	0	0	2	0	5	9	13	7	32	5	102	9%

**LINEBACKERS**

White	69	68	62	80	66	64	50	76	57	52	79	59	63	66	76	66	23	69	1,145	96%	
David	69	68	62	80	66	64	50	76	57	52	79	58	63	66	76	66	23	69	1,144	96%	
Tryon-Shoyinka	48	50	46	49	40	54	32	47	51	48	61	34	27	66	76	65	49	41	884	74%	
Barrett	49	58	51	59	49	49	32	35	IR	IR	IR	IR	IR	IR	IR	IR	IR	IR	382	71%	
Nelson	22	17	15	29	19	17	18	34	30	36	44	41	52	66	76	66	51	60	693	58%	
Odenigbo	N/A	N/A	N/A	N/A	N/A	N/A	N/A	N/A	N/A	N/A	N/A	N/A	N/A	N/A	N/A	N/A	N/A	PS	32	47%	
Nassib	19	11	12	21	20	13	18	17	10	10	26	29	37	IA	IA	IA	IA	25	276	30%	
Avery	0	PS	PS	PS	PS	4	3	0	16	8	19	12	10	IA	IR	IR	IR	72	72	13%	
Russell	PS	PS	PS	PS	PS	PS	PS	0	0	IA	N/A	PS	PS	0	0	0	45	N/A	45	11%	
Britt	0	0	0	0	0	0	0	IR	IR	IR	IR	IR	0	0	0	0	45	2	47	5%	
Falukasi	0	0	0	0	0	0	0	0	0	0	0	1	0	N/A	N/A	N/A	N/A	1	1	0%	
Gilbert III	N/A	N/A	N/A	N/A	N/A	N/A	PS	PS	PS	0	0	0	PS	PS	PS	PS	PS	0	0	0%	
Young	PS	0	0	0	0	N/A	N/A	N/A	N/A	N/A	N/A	N/A	N/A	N/A	N/A	N/A	N/A	N/A	0	0	0%

**DEFENSIVE BACKS**

Davis III	69	68	62	60	37	64	IA	IA	55	52	79	59	63	66	76	IA	IA	69	879	95%	
Edwards	69	68	62	79	65	IA	50	76	57	52	67	IA	IA	IA	74	63	IA	62	876	94%	
Winfield Jr.	69	68	62	80	66	64	28	IA	IA	52	52	IA	IA	18	71	66	68	69	833	89%	
Dean	69	68	62	79	66	64	50	76	57	52	70	59	41	IA	IA	66	6	0	885	84%	
Ryan	57	48	36	9	IA	IA	IA	IR	IR	IR	IR	59	63	66	67	41	IA	36	482	71%	
Murphy-Bunting	0	0	0	22	20	IA	IA	IA	54	44	25	IA	IA	66	76	66	57	67	497	57%	
Neal	0	0	1	46	33	64	41	76	57	0	63	58	63	32	9	5	31	IA	579	52%	
McCollum	IA	IA	IA	IA	13	0	50	76	2	0	10	41	24	0	0	0	61	0	277	30%	
Delaney	0	0	0	0	0	53	11	39	1	0	11	1	19	33	0	0	47	0	215	18%	
Chesley	PS	PS	PS	PS	PS	0	0	IR	IR	IR	IR	0	PS	0	0	0	17	IR	17	4%	
Turner	PS	PS	PS	PS	PS	0	0	0	0	IA	IA	N/A	1	PS	PS	PS	PS	PS	1	0%	
Gardner	PS	PS	PS	PS	PS	PS	PS	PS	PS	PS	PS	PS	PS	PS	PS	PS	PS	PS	0	0%	
R. Smith	N/A	N/A	N/A	N/A	N/A	N/A	N/A	N/A	PS	0	PS	PS	N/A	N/A	N/A	N/A	N/A	N/A	0	0	0%

N/A= Not With Team  
 PS= Practice Squad  
 PUP= Reserve/Physically Unable to Perform  
 R/S= Reserve/Suspended List  
 R/CE=Reserve/Commissioner's Exempt List  
 W/\_ =With Other Team



## **TAMPA BAY BUCCANEERS' 2022 PERSONNEL LOG**

**(By Date)**

**January 24** – Signed RB **Kenjon Barner**, K **Jose Borregales**, TE **Codey McElroy**, G **John Molchon**, OLB **Elijah Ponder**, DL **Benning Potoa'e**, DL **Willington Previlon**, CB **Rashard Robinson**, DL **Kobe Smith** and S **Troy Warner** to future contracts.

**January 31** – Signed P **Sterling Hofrichter**, T **Jonathan Hubbard**, WR **Travis Jonsen**, WR **Vyncint Smith** and WR **Austin Watkins** to future contracts.

**February 3** – Signed S **Chris Cooper** to a future contract.

**February 16** – Signed OL **Brandon Walton** to a future contract.

**March 1** – Added Defensive Quality Control Coach **Joey Fitzgerald**, Offensive Quality Control Coach **Jeff Kastl** and Outside Linebackers Coach **Bob Sanders** to the coaching staff.

**March 8** – Placed franchise tag on WR **Chris Godwin**.

**March 13** – Re-signed G **Aaron Stinnie**.

**March 14** – Re-signed C **Ryan Jensen**.

**March 16** – Re-signed CB **Carlton Davis III**.

**March 18** – Signed WR **Russell Gage Jr.** Acquired G **Shaq Mason** from the New England Patriots in exchange for Tampa Bay's fifth-round selection in the 2022 NFL Draft.

**March 21** – Signed WR **Chris Godwin** to a multi-year contract extension.

**March 23** – Re-signed RB **Leonard Fournette**.

**March 24** – Signed DB **Logan Ryan**. Re-signed DL **William Gholston** and WR **Breshad Perriman**.

**March 28** – Re-signed LS **Zach Triner** and T **Josh Wells**.

**March 30** – Promoted **Todd Bowles** to Head Coach.

**March 31** – Re-signed QB **Ryan Griffin**.

**April 4** – Signed OL **Fred Johnson**.

**April 6** – Signed S **Keanu Neal**. Re-signed QB **Blaine Gabbert**.

**April 8** – Re-signed RB **Giovani Bernard**.

**April 12** – Re-signed DL **Patrick O'Connor**.

**April 22** – Signed DT **Deadrin Senat**.

**April 27** – Exercised fifth-year option on LB **Devin White**.

**May 12** – Signed OLB **Andre Anthony**, TE **Ko Kieft**, CB **Zyon McCollum** and RB **Rachaad White**.

**May 13** – Signed TE **Ben Beise**, OL **Curtis Blackwell**, OL **Dylan Cook**, LB **Olakunle Fatukasi**, CB **Don Gardner**, WR **Kaylon Geiger Sr.**, CB **Kyler McMichael**, OLB **JoJo Ozougwu**, LB **J.J. Russell**, WR **Jerreth Sterns**, WR **Deven Thompkins**, S **Nolan Turner** and OLB **Jordan Young**.

**May 16** – Signed WR **Kameron Brown**, DL **Mike Greene** and TE **JJ Howland**. Waived DL **Kobe Smith** and WR **Austin Watkins**.

**June 1** – Signed DL **Akiem Hicks**. Waived WR **Travis Jonsen**.

**June 6** – Signed OL **Luke Goedeke**.

**June 9** – Signed P **Jake Camarda**.

**June 22** – Released P **Bradley Pinion**.

**July 23** – Signed DL **Logan Hall**. Placed CB **Don Gardner** and G **Sadarius Hutcherson** on the Active/Physically Unable to Perform list.

**July 24** – Signed TE **Cade Otton**.

**July 25** – Signed TE **Kyle Rudolph**.

**July 26** – Waived (injury settlement) TE **Codey McElroy**.

**July 27** – Signed WR **Julio Jones**.

**July 29** – Signed TE **Bug Howard**. Activated G **Sadarius Hutcherson** from the Physically Unable to Perform list. Waived P **Sterling Hofrichter**.

**July 31** – Activated CB **Don Gardner** from the Physically Unable to Perform list.

**August 15** – Placed RB **Kenjon Barner** on Injured Reserve. Signed RB **Patrick Laird**.

**August 16** – Signed OLB **Carl Nassib**. Released DB **Ross Cockrell**. Waived TE **Ben Beise**, OL **Curtis Blackwell** and WR **Kameron Brown**. Waived (injured) OLB **JoJo Ozougwu** and OL **Jonathan Hubbard**.

**August 21** – Released WR **Vyncint Smith** and S **Troy Warner**.

**August 22** – Placed OLB **Cam Gill** and G **Aaron Stinnie** on Injured Reserve.

**August 23** – Waived (injured) TE **Bug Howard**.

**August 25** – Signed OLB **Genard Avery**. Waived (injured) WR **Cyril Grayson Jr.**

**August 30** – Traded LB **Grant Stuard** to the Indianapolis Colts along with a 2023 seventh-round selection in exchange for Indianapolis' 2023 sixth-round pick. Waived OLB **Andre Anthony**, K **Jose Borregales**, T **Dylan Cook**, S **Chris Cooper**, CB **Don Gardner**, WR **Kaylon Geiger Sr.**, DL **Mike Greene**, TE **JJ Howland**, G **Sadarius Hutcherson**, WR **Tyler Johnson**, RB **Patrick Laird**, CB **Kyler McMichael**, G **John Molchon**, DL **Benning Potoa'e**, DL **Willington Previlon**, LB **J.J. Russell**, WR **Jerreth Sterns**, WR **Deven Thompkins**, S **Nolan Turner**, OLB **Jordan Young**. Released OLB **Genard Avery**, QB **Ryan Griffin**, DB **Logan Ryan** and DT **Deadrin Senat**. Waived (injured) OLB **Elijah Ponder**. Placed CB **Rashard Robinson** on Injured Reserve.

**August 31** – Signed OLB **Genard Avery**, T **Dylan Cook**, CB **Don Gardner**, WR **Kaylon Geiger Sr.**, DL **Mike Greene**, QB **Ryan Griffin**, TE **JJ Howland**, RB **Patrick Laird**, OL **John Molchon**, DL **Willington Previlon**, LB **J.J. Russell**, DT **Deadrin Senat**, WR **Deven Thompkins** and S **Nolan Turner** to the practice squad.

**September 1** – Placed C **Ryan Jensen** on Injured Reserve. Re-signed DB **Logan Ryan**. Signed CB **Anthony Chesley** to the practice squad.

**September 2** – Reached an injury settlement with CB **Rashard Robinson**.

**September 5** – Signed LB **Kenny Young** to the practice squad.

**September 14** – Signed TE **David Wells** to the practice squad. Released TE **JJ Howland** from the practice squad.

**September 21** – Placed RB **Giovani Bernard** and T **Josh Wells** on Injured Reserve. Signed WR **Kaylon Geiger Sr.**, DL **Deadrin Senat** and LB **Kenny Young** to the active roster from the practice squad. Signed WR **Cole Beasley**, DL **Khalil Davis** and T **Justin Skule** to the practice squad.

**September 26** – Waived WR **Kaylon Geiger Sr.** Released TE **David Wells** from the practice squad.

**September 28** – Signed WR **Kaylon Geiger Sr.** to practice squad.

**October 6** – Terminated WR **Cole Beasley** from practice squad.

**October 10** – Released LB **Kenny Young**.

**October 11** – Signed OLB **Genard Avery** to the active roster from the practice squad. Signed LB **Ulysees Gilbert III** to the practice squad.

**October 12** – Signed CB **Quandre Mosely** to the practice squad.

**October 18** – Placed S **Logan Ryan** on Injured Reserve. Released T **Justin Skule** from the practice squad.

**October 19** – Signed TE **David Wells** to the practice squad.

**October 22** – Activated T **Josh Wells** from Injured Reserve.

**October 25** – Placed LB **K.J. Britt** on Injured Reserve.

**October 27** – Signed S **Nolan Turner** to the active roster from the practice squad. Placed **Anthony Chesley** on Injured Reserve (practice squad).

**October 31** – Placed OLB **Shaquil Barrett** on Injured Reserve. Signed WR **Tyler Johnson** and DB **Ryan Smith** to the practice squad.

**November 1** – Waived T **Fred Johnson**.

**November 2** – Signed G **John Molchon** and LB **J.J. Russell** from the practice squad to the active roster. Signed OLB **JoJo Ozougwu** and T **Justin Skule** to the practice squad.

**November 8** – Signed OLB **Charles Snowden** to the practice squad. Released OLB **JoJo Ozougwu** from the practice squad.

**November 21** – Designated RB **Giovani Bernard** for return from Injured Reserve.

**November 26** – Activated RB **Giovani Bernard** from Injured Reserve. Waived LB **J.J. Russell**.

**November 29** – Activated CB **Anthony Chesley** to the practice squad from Injured Reserve. Signed LB **J.J. Russell** to the practice squad. Released DT **Khalil Davis** and CB **Quandre Mosely** from the practice squad.

**December 5** – Activated S **Logan Ryan** from Injured Reserve. Waived S **Nolan Turner**.

**December 6** – Waived WR **Jaelon Darden**. Released T **Dylan Cook** and DB **Ryan Smith** from the practice squad.

**December 7** – Signed T **Grant Hermanns** and S **Nolan Turner** to the practice squad.

**December 10** – Activated LB **K.J. Britt** from Injured Reserve.

**December 13** – Waived LB **Olakunle Fatukasi**.

**December 14** – Signed CB **Anthony Chesley** to the active roster from the practice squad. Signed OLB **Hamilcar Rashed Jr.** to the team's practice squad.

**December 23** – Placed OLB **Genard Avery** on Injured Reserve. Signed WR **Deven Thompkins** from the practice squad to the active roster.

**December 27** – Signed LB **J.J. Russell** to the active roster from the practice squad. Placed T **Josh Wells** on Injured Reserve. Signed T **Dylan Cook** and OLB **Ifeadi Odenigbo** to the practice squad.

**January 10** – Signed LB **Ulysees Gilbert III** to the active roster from the practice squad. Placed CB **Anthony Chesley** on Injured Reserve.

**January 16** – Activated C **Ryan Jensen** from Injured Reserve. Waived LB **J.J. Russell**.

## **TAMPA BAY BUCCANEERS' 2022 PERSONNEL LOG**

(By Player and Coach)

**Anthony, Andre** ..... **OLB**  
May 12 Signed contract  
Aug. 30 Waived

**Avery, Genard** ..... **OLB**  
Aug. 25 Signed contract  
Aug. 30 Released  
Aug. 31 Signed to practice squad  
Oct. 11 Signed to active roster  
Dec. 23 Placed on Injured Reserve

**Barner, Kenjon** ..... **RB**  
Jan. 24 Signed to future contract  
Aug. 15 Placed on Injured Reserve

**Barrett, Shaquil** ..... **OLB**  
Oct. 31 Placed on Injured Reserve

**Beasley, Cole**..... **WR**  
Sept. 21 Signed to practice squad  
Oct. 6 Terminated practice squad contract

**Beise, Ben**..... **TE**  
May 13 Signed contract  
Aug. 16 Waived

**Bernard, Giovanni** ..... **RB**  
April 8 Re-Signed  
Sept. 21 Placed on Injured Reserve  
Nov. 21 Designated for Return from IR  
Nov. 26 Activated from Injured Reserve

**Blackwell, Curtis** ..... **OL**  
May 13 Signed contract  
Aug. 16 Waived

**Borregales, Jose** ..... **K**  
Jan. 24 Signed to future contract  
Aug. 30 Waived

**Bowles, Todd**..... **Coach**  
March 30 Promoted to Head Coach

**Britt, K.J.**..... **LB**  
Oct. 25 Placed on Injured Reserve  
Dec. 10 Activated from Injured Reserve

**Brown, Kameron** ..... **WR**  
May 16 Signed contract  
Aug. 16 Waived

**Camarda, Jake**..... **P**  
June 9 Signed contract

**Chesley, Anthony**..... **CB**  
Sept. 1 Signed to practice squad  
Oct. 27 Placed on Injured Reserve (PS)  
Nov. 29 Activated from Injured Reserve to practice squad  
Dec. 14 Signed to active roster  
Jan. 10 Placed on Injured Reserve

**Cockrell, Ross** ..... **DB**  
Aug. 16 Released

**Cook, Dylan** ..... **T**  
May 13 Signed contract  
Aug. 30 Waived  
Aug. 31 Signed to practice squad  
Dec. 6 Released from practice squad  
Dec. 27 Signed to practice squad

**Cooper, Chris** ..... **S**  
Feb. 3 Signed to future contract  
Aug. 30 Waived

**Darden, Jaelon** ..... **WR**  
 Dec. 6            Waived  
**Davis III, Carlton** ..... **CB**  
 March 16        Re-signed  
**Davis, Khalil** ..... **DL**  
 Sept. 21        Signed to practice squad  
 Nov. 29        Released  
**Fatukasi, Olakunle** ..... **LB**  
 May 13         Signed contract  
 Dec. 13        Waived  
**Fitzgerald, Joey** ..... **Coach**  
 March 1        Named Defensive Quality Control Coach  
**Fournette, Leonard** ..... **RB**  
 March 23       Re-signed  
**Gabbert, Blaine** ..... **QB**  
 April 6         Re-signed  
**Gage Jr., Russell** ..... **WR**  
 March 18       Signed contract  
**Gardner, Don** ..... **CB**  
 May 13         Signed contract  
 July 23         Placed on the Active/PUP list  
 July 31         Activated from PUP list  
 Aug. 30         Waived  
 Aug. 31         Signed to practice squad  
**Geiger Sr., Kaylon** ..... **WR**  
 May 13         Signed contract  
 Aug. 30         Waived  
 Aug. 31         Signed to practice squad  
 Sept. 21        Signed to active roster  
 Sept. 26        Waived  
 Sept. 28        Signed to practice squad  
**Gholston, William** ..... **DL**  
 March 24       Re-signed  
**Gilbert III, Ulysees** ..... **LB**  
 Oct. 11         Signed to practice squad  
 Jan. 10         Signed to active roster  
**Gill, Cam** ..... **OLB**  
 Aug. 22         Placed on Injured Reserve  
**Godwin, Chris** ..... **WR**  
 March 8         Given franchise tag  
 March 21       Signed to contract extension  
**Goedeke, Luke** ..... **G**  
 June 6         Signed contract  
**Grayson Jr., Cyril** ..... **WR**  
 Aug. 25         Waived (injured)  
**Greene, Mike** ..... **DL**  
 May 16         Signed contract  
 Aug. 30         Waived  
 Aug. 31         Signed to practice squad  
**Griffin, Ryan** ..... **QB**  
 March 31       Re-signed  
 Aug. 30         Released  
 Aug. 31         Signed to practice squad  
**Hall, Logan** ..... **DL**  
 July 23         Signed contract  
**Hermanns, Grant** ..... **T**  
 Dec. 7         Signed to practice squad  
**Hicks, Akiem** ..... **DL**  
 June 1         Signed contract  
**Hofrichter, Sterling** ..... **P**  
 Jan. 31         Signed to future contract  
 July 29         Waived

**Howard, Bug**..... **TE**  
 July 29 Signed contract  
 Aug. 23 Waive (injured)  
**Howland, JJ**..... **TE**  
 May 16 Signed contract  
 Aug. 30 Waived  
 Aug. 31 Signed to practice squad  
 Sept. 14 Released from practice squad  
**Hubbard, Jonathan** ..... **T**  
 Jan. 31 Signed to future contract  
 Aug. 16 Waived (injured)  
**Hutcherson, Sadarius**..... **G**  
 July 23 Placed on Active/PUP list  
 July 29 Activated from PUP list  
 Aug. 30 Waived  
**Jensen, Ryan**..... **C**  
 March 14 Re-signed  
 Sept. 1 Placed on Injured Reserve  
 Jan. 16 Activated from Injured Reserve  
**Johnson, Fred** ..... **OL**  
 April 4 Signed contract  
 Nov. 1 Waived  
**Johnson, Tyler** ..... **WR**  
 Aug. 30 Waived  
 Oct. 31 Signed to the practice squad  
**Jones, Julio** ..... **WR**  
 July 27 Signed contract  
**Jonsen, Travis**..... **WR**  
 Jan. 31 Signed to future contract  
 June 1 Waived  
**Kastl, Jeff**..... **Coach**  
 March 1 Named Offensive Quality Control Coach  
**Kieft, Ko** ..... **TE**  
 May 12 Signed contract  
**Laird, Patrick** ..... **RB**  
 Aug. 15 Signed contract  
 Aug. 30 Waived  
 Aug. 31 Signed to practice squad  
**Mason, Shaq**..... **G**  
 March 18 Acquired via trade from New England  
**McCollum, Zyon** ..... **CB**  
 May 12 Signed contract  
**McElroy, Codey** ..... **TE**  
 Jan. 24 Signed to future contract  
 July 26 Waived (injury settlement)  
**McMichael, Kyler**..... **CB**  
 May 13 Signed contract  
 Aug. 30 Waived  
**Molchon, John**..... **G**  
 Jan. 24 Signed to futures contract  
 Aug. 30 Waived  
 Aug. 31 Signed to practice squad  
 Nov. 2 Signed to the active roster  
**Mosely, Quandre** ..... **CB**  
 Oct. 12 Signed to practice squad  
 Nov. 29 Released  
**Nassib, Carl** ..... **OLB**  
 Aug. 16 Signed contract  
**Neal, Keanu** ..... **S**  
 April 6 Signed contract  
**O'Connor, Pat**..... **DL**  
 April 12 Re-signed

**Odenigbo, Ifeadi**..... **OLB**  
Dec. 27 Signed to practice squad

**Otton, Cade**..... **TE**  
July 24 Signed contract

**Ozougwu, JoJo** ..... **OLB**  
May 13 Signed contract  
Aug. 16 Waived (injured)  
Nov. 2 Signed to practice squad  
Nov. 8 Released from practice squad

**Perriman, Breshad** ..... **WR**  
March 24 Re-signed

**Pinion, Bradley**..... **P**  
June 22 Released

**Ponder, Elijah** ..... **OLB**  
Jan. 24 Signed to future contract  
Aug. 30 Waived (injured)

**Potoa'e, Benning**..... **DL**  
Jan. 24 Signed to future contract  
Aug. 30 Waived

**Previlon, Willington** ..... **DL**  
Jan. 24 Signed to future contract  
Aug. 30 Waived  
Aug. 31 Signed to practice squad

**Rashed Jr., Hamilcar** ..... **OLB**  
Dec. 14 Signed to practice squad

**Robinson, Rashard** ..... **CB**  
Jan. 24 Signed to future contract  
Aug. 30 Placed on Injured Reserve  
Sept. 2 Reached Injury Settlement

**Rudolph, Kyle**..... **TE**  
July 25 Signed contract

**Russell, J.J.** ..... **LB**  
May 13 Signed contract  
Aug. 30 Waived  
Aug. 31 Waived (injured)  
Nov. 2 Signed to the active roster  
Nov. 26 Waived  
Nov. 29 Signed to practice squad  
Dec. 27 Signed to the active roster  
Jan. 16 Waived

**Ryan, Logan** ..... **DB**  
March 24 Signed contract  
Aug. 30 Released  
Sept. 1 Re-Signed  
Oct. 18 Placed on Injured Reserve  
Dec. 5 Activated from Injured Reserve

**Sanders, Bob**..... **Coach**  
March 1 Named Outside Linebackers Coach

**Senat, Deadrin**..... **DT**  
April 22 Signed contract  
Aug. 30 Released  
Aug. 31 Signed to practice squad  
Sept. 21 Signed to active roster

**Skule, Justin**..... **T**  
Sept. 21 Signed to practice squad  
Oct. 18 Released from practice squad  
Nov. 2 Signed to practice squad

**Smith, Kobe**..... **DL**  
Jan. 24 Signed to future contract  
May 16 Waived



**Smith, Ryan** ..... **DB**  
 Oct. 31 Signed to practice squad  
 Dec. 6 Released from practice squad

**Smith, Vyncint** ..... **WR**  
 Jan. 31 Signed to future contract  
 Aug. 21 Released

**Snowden, Charles** ..... **OLB**  
 Nov. 8 Signed to practice squad

**Sterns, Jerreth** ..... **WR**  
 May 13 Signed contract  
 Aug. 30 Waived

**Stinnie, Aaron** ..... **G**  
 March 13 Re-signed  
 Aug. 22 Placed on Injured Reserve

**Thompkins, Deven** ..... **WR**  
 May 13 Signed contract  
 Aug. 30 Waived  
 Aug. 31 Signed to practice squad  
 Dec. 23 Signed to active roster

**Triner, Zach** ..... **LS**  
 March 28 Re-signed

**Turner, Nolan** ..... **S**  
 May 13 Signed contract  
 Aug. 30 Waived  
 Aug. 31 Signed to practice squad  
 Oct. 27 Signed to active roster  
 Dec. 5 Waived  
 Dec. 7 Signed to practice squad

**Walton, Brandon** ..... **OL**  
 Feb. 16 Signed to future contract

**Warner, Troy** ..... **S**  
 Jan. 24 Signed to future contract  
 Aug. 21 Waived

**Watkins, Austin** ..... **WR**  
 Jan. 31 Signed to future contract  
 May 16 Waived

**Wells, David** ..... **TE**  
 Sept. 14 Signed to practice squad  
 Sept. 26 Released from practice squad  
 Oct. 19 Signed to practice squad

**Wells, Josh** ..... **T**  
 March 28 Re-signed  
 Sept. 21 Placed on Injured Reserve  
 Oct. 22 Activated from Injured Reserve  
 Dec. 27 Placed on Injured Reserve

**White, Devin** ..... **LB**  
 April 27 Exercised fifth-year option

**White, Rachaad** ..... **RB**  
 May 12 Signed contract

**Young, Kenny** ..... **LB**  
 Sept. 5 Signed to practice squad  
 Sept. 21 Signed to active roster  
 Oct. 10 Released

**Young, Jordan** ..... **OLB**  
 May 13 Signed contract  
 Aug. 30 Waived

## 2022 TAMPA BAY BUCCANEERS REGULAR SEASON STATISTICS

<b>2022 RECORD --</b>				<b>WON: 8</b>	<b>LOST: 9</b>	<b>PTS</b>
Aug 14	L	24-26	MIAMI	68,841		
Aug 21	L	3-13	at Tennessee	65,319		
Aug 29	L	10-24	at Indianapolis	65,529		
<hr/>						
Sept 11	W	19-3	at Dallas	93,797		
Sept 18	W	20-10	at New Orleans	70,040		
Sept 25	L	12-14	GREEN BAY	69,197		
Oct 2	L	31-41	KANSAS CITY	68,348		
Oct 9	W	21-15	ATLANTA	68,299		
Oct 16	L	18-20	at Pittsburgh	67,307		
Oct 23	L	3-21	at Carolina	71,941		
Oct 27	L	22-27	BALTIMORE	68,912		
Nov 6	W	16-13	L.A. RAMS	69,019		
Nov 13	W	21-16	SEATTLE	69,811		
			-- bye week --			
Nov 27	L	17-23 (OT)	at Cleveland	67,431		
Dec 5	W	17-16	NEW ORLEANS	68,709		
Dec 11	L	7-35	at San Francisco	71,725		
Dec 18	L	23-34	CINCINNATI	69,305		
Dec 25	W	19-16 (OT)	at Arizona	63,393		
Jan 1	W	30-24	CAROLINA	69,298		
Jan 7-8	L	17-30	at Atlanta	69,276		

	<b>BUCCANEERS</b>	<b>OPPONENTS</b>
TOTAL FIRST DOWNS	346	314
Rushing	79	103
Passing	240	186
Penalty	27	25
3rd Down: Made/Att.	92/246	87/236
3rd Down Pct.	37.4%	36.9%
4th Down: Made/Att.	15/27	14/24
4th Down Pct.	55.6%	58.3%
POSSESSION AVG.	29:12	30:48
TOTAL NET YARDS	5894	5513
Avg. Per Game	346.7	324.3
Total Plays	1159	1073
Avg. Per Play	5.1	5.1
NET YARDS RUSHING	1308	2052
Avg. Per Game	76.9	120.7
Total Rushes	386	458
NET YARDS PASSING	4586	3461
Avg. Per Game	269.8	203.6
Sacked/Yards Lost	22/160	45/331
Gross Yards	4746	3792
Att./Completions	751/499	570/364
Completion Pct.	66.4%	63.9%
Had Intercepted	10	10
PUNTS/AVERAGE	79/48.8	88/48.8
NET PUNTING AVERAGE	41.6	43.5
PENALTIES/YARDS	99/793	97/863
FUMBLES/FUMBLES LOST	17/12	25/10
TOUCHDOWNS	32	41
Rushing	5	12
Passing	26	29
Returns	1	0

<b>SCORE BY QUARTERS</b>	<b>1</b>	<b>2</b>	<b>3</b>	<b>4</b>	<b>OT</b>	<b>TOTAL</b>
<b>BUCCANEERS</b>	51	96	45	118	3	313
<b>OPPONENTS</b>	74	82	80	116	6	358

<b>SCORING</b>	<b>TD</b>	<b>R</b>	<b>P</b>	<b>Rt</b>	<b>PAT</b>	<b>2P</b>	<b>FG</b>	<b>S</b>	<b>PTS</b>
Succop	0	0	0	0	24/25	0	31/38	0	117
Evans	6	0	6	0	0/0	0	0/0	0	36
Fournette	6	3	3	0	0/0	0	0/0	0	36
Gage	5	0	5	0	0/0	1	0/0	0	32
Godwin	3	0	3	0	0/0	1	0/0	0	20
White, R.	3	1	2	0	0/0	0	0/0	0	18
Jones	2	0	2	0	0/0	0	0/0	0	12
Otton	2	0	2	0	0/0	0	0/0	0	12
Brady	1	1	0	0	0/0	0	0/0	0	6
Edwards	1	0	0	1	0/0	0	0/0	0	6
Kieft	1	0	1	0	0/0	0	0/0	0	6
Perriman	1	0	1	0	0/0	0	0/0	0	6
Rudolph	1	0	1	0	0/0	0	0/0	0	6
<b>BUCCANEERS</b>	32	5	26	1	24/25	2-7	31/38	0	313
<b>OPPONENTS</b>	41	12	29	0	36/36	2/4	24/27	0	358

**SACKS:** Vea 6.5, Nelson 5.5, D. White 5.5, Tryon-Shoyinka 4.0, Winfield 4.0, Nassib 3.5, Barrett 3.0, David 3.0, Hall 2.5, Nunez-Roches 2.0, Avery 1.0, Edwards 1.0, Hicks 1.0, Senat 1.0, Neal 0.5.

**Buccaneers 44.0, Opponents 22.0.**

**FUM/LOST:** Brady 5/4, White 3/3, Godwin 2/2, Perriman 2/1, Bernard 1/0, Delaney 1/1, Gage 1/1, Thompkins 1/0.

<b>RUSHING</b>	<b>No</b>	<b>Yds</b>	<b>Avg</b>	<b>Lg</b>	<b>TD</b>
Fournette	189	668	3.5	23	3
White, R.	129	481	3.7	35	1
Vaughn	17	53	3.1	12	0
Jones	5	45	9.0	15	0
Bernard	8	28	3.5	8	0
Thompkins	2	26	13.0	17	0
Miller	1	8	8.0	8	0
Godwin	3	5	1.7	2	0
Darden	1	2	2.0	2	0
Brady	29	-1	0.0	2	1
Perriman	2	-7	-3.5	0	0

<b>BUCCANEERS</b>	<b>386</b>	<b>1308</b>	<b>3.4</b>	<b>35</b>	<b>5</b>
<b>OPPONENTS</b>	458	2052	4.5	60	12

<b>RECEIVING</b>	<b>No</b>	<b>Yds</b>	<b>Avg</b>	<b>Lg</b>	<b>TD</b>
Godwin	104	1023	9.8	44	3
Evans	77	1124	14.6	63t	6
Fournette	73	523	7.2	44	3
Gage	51	426	8.4	23	5
White, R.	50	290	5.8	20	2
Otton	42	391	9.3	35	2
Jones	24	299	12.5	48	2
Miller	23	185	8.0	23	0
Brate	20	174	8.7	21	0
Perriman	9	110	12.2	28t	1
Kieft	7	80	11.4	19	1
Thompkins	5	32	6.4	13	0
Beasley	4	17	4.3	5	0
Rudolph	3	28	9.3	12	1
Vaughn	3	19	6.3	11	0
Darden	2	26	13.0	25	0
Bernard	2	-1	-0.5	6	0

<b>BUCCANEERS</b>	<b>499</b>	<b>4746</b>	<b>9.5</b>	<b>63t</b>	<b>26</b>
<b>OPPONENTS</b>	364	3792	10.4	69t	29

<b>INTERCEPTIONS</b>	<b>No</b>	<b>Yds</b>	<b>Avg</b>	<b>Lg</b>	<b>TD</b>
Edwards	2	68	34.0	68t	1
Murphy-Bunting	2	33	16.5	33	0
Dean	2	24	12.0	24	0
Winfield	1	15	15.0	15	0
Davis	1	0	0.0	0	0
Neal	1	0	0.0	0	0
Ryan	1	0	0.0	0	0

<b>BUCCANEERS</b>	<b>10</b>	<b>140</b>	<b>14.0</b>	<b>68t</b>	<b>1</b>
<b>OPPONENTS</b>	10	80	8.0	39	0

<b>PUNTING</b>	<b>No</b>	<b>Yds</b>	<b>Avg</b>	<b>Net</b>	<b>TB</b>	<b>In20</b>	<b>Lg</b>	<b>Bk</b>
Camarda	79	3859	48.8	41.6	10	22	74	0
<b>BUCCS</b>	79	3859	48.8	41.6	10	22	74	0
<b>OPPONENTS</b>	88	4297	48.8	43.5	4	39	68	0

<b>PUNT RETURNS</b>	<b>Ret</b>	<b>FC</b>	<b>Yds</b>	<b>Avg</b>	<b>Lg</b>	<b>TD</b>
Darden	31	18	330	10.6	24	0
Thompkins	6	10	61	10.2	14	0
Delaney	1	0	0	0.0	0	0
<b>BUCCANEERS</b>	38	28	391	10.3	24	0
<b>OPPONENTS</b>	32	21	374	11.7	42	0

<b>KICKOFF RETURNS</b>	<b>Ret</b>	<b>Yds</b>	<b>Avg</b>	<b>Lg</b>	<b>TD</b>
Thompkins	12	263	21.9	54	0
White, R.	11	244	22.2	30	0
Darden	3	67	22.3	25	0
Bernard	1	14	14.0	14	0
Kieft	1	7	7.0	7	0
<b>BUCCANEERS</b>	28	595	21.3	54	0
<b>OPPONENTS</b>	34	878	25.8	89	0

<b>FIELD GOALS</b>	<b>1-19</b>	<b>20-29</b>	<b>30-39</b>	<b>40-49</b>	<b>50+</b>	<b>Lg</b>
Succop	0/0	10/11	7/8	12/12	2/7	54
<b>BUCCANEERS</b>	0/0	10/11	7/8	12/12	2/7	54
<b>OPPONENTS</b>	0/0	7/7	6/7	4/4	7/9	56

Succop: (44G, 38G, 36WL, 29G, 47G) (47G, 47G) (45G, 45G) (45G) (21G, 44G) (30G, 27G, 54G, 24C (27G) (31G, 30G, 26G) (20G, 52B, 38G, 50G) (52WR) (42G) (21G) (55S) (21G, 40WL) (38G, 35G, 42G, 40G) (53S, 22G, 26B) (41G)

OPPONENTS: (51G) (31G) ( ) (44G, 32G) (52WR) (55G, 25G) ( ) (22G, 61B, 30G) (26G, 35G) (55G) (51G, 39WL) (38G, 21G, 29G) ( ) (41G, 31G) (56G, 53G, 39G) (49G) (49G, 24G, 51G)

<b>PASSING</b>	<b>Att</b>	<b>Comp</b>	<b>Yds</b>	<b>Cmp%</b>	<b>Yds/Att</b>	<b>TD</b>	<b>TD%</b>	<b>INT</b>	<b>INT%</b>	<b>Lg</b>	<b>Sack/Lost</b>	<b>Rating</b>
Brady	733	490	4694	66.8	6.40	25	3.4	9	1.2	63t	22/160	90.7
Gabbert	8	6	29	75.0	3.63	1	12.5	0	0.0	13	0/0	119.3
Trask	9	3	23	33.3	2.56	0	0.0	0	0.0	9	0/0	42.4
Fournette	1	0	0	0.0	0.00	0	0.0	1	100.0	0	0/0	0.0
<b>BUCCANEERS</b>	751	499	4746	66.4	6.32	26	3.5	10	1.3	63t	22/160	89.8

## 2022 TAMPA BAY BUCCANEER POSTSEASON STATISTICS

**2021 RECORD --**                      **WON: 0    LOST: 1**

Jan 16                      L    14-31                      Dallas                      69,145

	<b>BUCCANEERS</b>	<b>OPPONENTS</b>
TOTAL FIRST DOWNS	24	26
Rushing	4	8
Passing	20	16
Penalty	0	2
3rd Down: Made/Att.	10/18 55.6%	7/13 53.8%
4th Down: Made/Att.	1/3 33.3%	2/2 100.0%
POSSESSION AVG.	25:26	34:34
TOTAL NET YARDS	386	425
Avg. Per Game	386.0	425.0
Total Plays	80	69
Avg. Per Play	4.8	6.2
NET YARDS RUSHING	52	128
Avg. Per Game	52.0	128.0
Total Rushes	12	35
NET YARDS PASSING	334	297
Avg. Per Game	334.0	297.0
Sacked/Yards Lost	2/17	1/8
Gross Yards	351	305
Att./Completions	66/35	33/25
Completion Pct.	53.0	75.8
Had Intercepted	1	0
PUNTS/AVERAGE	5/49.0	4/47.3
NET PUNTING AVERAGE	43.6	38.8
PENALTIES/YARDS	3/34	2/15
FUMBLES/FUMBLES LOST	2/0	0/0
TOUCHDOWNS	2	5
Rushing	0	1
Passing	2	4
Returns	0	0

<b>SCORE BY QUARTERS</b>	<b>1</b>	<b>2</b>	<b>3</b>	<b>4</b>	<b>OT</b>	<b>TOTAL</b>
<b>BUCCANEERS</b>	0	0	6	8	0	14
OPPONENTS	6	12	6	7	0	31

<b>SCORING</b>	<b>TD</b>	<b>R</b>	<b>P</b>	<b>Rt</b>	<b>PAT</b>	<b>2P</b>	<b>FG</b>	<b>S</b>	<b>PTS</b>
Brate	1	0	1	0	0-0	0	0-0	0	6
Jones	1	0	1	0	0-0	0	0-0	0	6
Evans	0	0	0	0	0-0	1	0-0	0	2
<b>BUCCANEERS</b>	2	0	2	0	0-0	1-2	0-0	0	14
OPPONENTS	5	1	4	0	1-5	0-0	0-0	0	31

**SACKS:** Vea 1.0.    **Buccaneers 1.0, Opponents 2.0.**

**FUM/LOST:** Brady 1/0, Thompkins 1/0.

<b>PASSING</b>	<b>Att</b>	<b>Comp</b>	<b>Yds</b>	<b>Cmp%</b>	<b>Yds/Att</b>	<b>TD</b>	<b>TD%</b>	<b>INT</b>	<b>INT%</b>	<b>Lg</b>	<b>Sack/Lost</b>	<b>Rating</b>
Brady	66	35	351	53.0	5.32	2	3.0	1	1.5	30t	2/17	72.2
<b>BUCCANEERS</b>	66	35	351	53.0	5.32	2	3.0	1	1.5	30t	2/17	72.2
OPPONENTS	33	25	305	75.8	9.24	4	12.1	0	0.0	34	1/8	143.3

<b>RUSHING</b>	<b>No</b>	<b>Yds</b>	<b>Avg</b>	<b>Lg</b>	<b>TD</b>
White	7	41	5.9	12	0
Fournette	5	11	2.2	6	0
<b>BUCCANEERS</b>	12	52	4.3	12	0
OPPONENTS	35	128	3.7	18	1

<b>RECEIVING</b>	<b>No</b>	<b>Yds</b>	<b>Avg</b>	<b>Lg</b>	<b>TD</b>
Godwin	10	85	8.5	16	0
Jones	7	74	10.6	30t	0
Evans	6	74	12.3	20	0
Otton	4	58	14.5	17	0
White	4	36	9.0	11	0
Gage	2	10	5.0	7	0
Brate	1	8	8.0	8t	0
Fournette	1	6	6.0	6	0
<b>BUCCANEERS</b>	35	351	10.0	30t	2
OPPONENTS	25	305	12.2	34	4

<b>INTERCEPTIONS</b>	<b>No</b>	<b>Yds</b>	<b>Avg</b>	<b>Lg</b>	<b>TD</b>
<b>BUCCANEERS</b>	0	0	0.0	0	0
OPPONENTS	1	0	0.0	0	0

<b>PUNTING</b>	<b>No</b>	<b>Yds</b>	<b>Avg</b>	<b>Net</b>	<b>TB</b>	<b>In20</b>	<b>Lg</b>	<b>Bk</b>
Camarda	5	245	49.0	43.6	1	2	54	0
<b>BUCS</b>	5	245	49.0	43.6	1	2	54	0
OPPONENTS	4	189	47.3	38.8	0	1	52	0

<b>PUNT RETURNS</b>	<b>Ret</b>	<b>FC</b>	<b>Yds</b>	<b>Avg</b>	<b>Lg</b>	<b>TD</b>
Thompkins	3	0	34	11.3	14	0
<b>BUCCANEERS</b>	3	0	34	11.3	14	0
OPPONENTS	2	1	7	3.5	7	0

<b>KICKOFF RETURNS</b>	<b>Ret</b>	<b>Yds</b>	<b>Avg</b>	<b>Lg</b>	<b>TD</b>
Thompkins	3	58	19.3	24	0
<b>BUCCANEERS</b>	3	58	19.3	24	0
OPPONENTS	1	35	35.0	35	0

<b>FIELD GOALS</b>	<b>1-19</b>	<b>20-29</b>	<b>30-39</b>	<b>40-49</b>	<b>50+</b>	<b>Lg</b>
Succop	0-0	0-0	0-0	0-0	0-0	0
<b>BUCCANEERS</b>	0-0	0-0	0-0	0-0	0-0	0
OPPONENTS	0-0	0-0	0-0	0-0	0-0	0

Succop: ( )

OPPONENTS: ( )

## 2022 BUCCANEERS REGULAR SEASON DEFENSIVE STATISTICS

Player	Tackles				Sacks			Interceptions				Fumbles			
	Solo	Ast.	Total	TFL	Sack	Yds	QBH	INT	Yds	TD	PD	FF	FR	Yds	TD
Devin White	75	49	124	8	5.5	39.5	16	-	-	-	5	2	3	26	0
Lavonte David	80	43	123	10	3.0	26.0	3	-	-	-	5	1	1	0	0
Mike Edwards	52	30	82	3	1.0	5.0	2	2	68	1	3	-	-	-	-
Antoine Winfield Jr.	64	16	80	7	4.0	29.0	6	1	15	0	3	1	-	-	-
Carlton Davis	52	11	63	3	-	-	1	1	0	0	12	1	1	0	0
Keanu Neal	40	21	61	2	0.5	4.0	5	1	0	0	4	-	-	-	-
Jamel Dean	41	11	52	1	-	-	-	2	24	0	8	-	-	-	-
Will Gholston	24	26	50	4	-	-	5	-	-	-	-	-	1	0	0
Anthony Nelson	25	19	44	4	5.5	46.0	6	-	-	-	-	3	1	0	0
Joe Tryon-Shoyinka	23	18	41	6	4.0	30.5	14	-	-	-	2	-	-	-	-
Logan Ryan	25	13	38	1	-	-	-	1	0	0	3	1	1	0	0
Rakeem Nunez-Roches	19	13	32	5	2.0	18.0	3	-	-	-	-	-	-	-	-
Shaquil Barrett	20	10	30	6	3.0	15.0	6	-	-	-	-	1	-	-	-
Vita Vea	16	13	29	7	6.5	45.5	13	-	-	-	-	1	1	0	0
Sean Murphy-Bunting	17	9	26	1	-	-	-	2	33	0	7	1	-	-	-
Dee Delaney	21	4	25	2	-	-	-	-	-	-	-	-	-	-	-
Carl Nassib	16	7	23	6	3.5	30.5	6	-	-	-	3	-	1	0	0
Akiem Hicks	13	9	22	2	1.0	8.0	4	-	-	-	3	-	-	-	-
Zyon McCollum	13	5	18	-	-	-	-	-	-	-	1	-	-	-	-
Deadrin Senat	10	6	16	2	1.0	6.0	2	-	-	-	-	-	-	-	-
Logan Hall	6	5	11	5	2.5	20.0	6	-	-	-	-	-	-	-	-
K.J. Britt	2	5	7	-	-	-	-	-	-	-	-	-	-	-	-
Ifeadi Odenigbo	2	4	6	1	-	-	-	-	-	-	-	-	-	-	-
Patrick O'Connor	2	3	5	1	-	-	1	-	-	-	-	-	-	-	-
Genard Avery	4	0	4	1	1.0	2.0	5	-	-	-	-	-	-	-	-
J.J. Russell	1	3	4	-	-	-	-	-	-	-	-	-	-	-	-
Anthony Chesley	1	1	2	-	-	-	-	-	-	-	-	-	-	-	-
Nolan Turner	1	0	1	1	-	-	-	-	-	-	-	-	-	-	-
<b>Totals</b>	<b>665</b>	<b>354</b>	<b>1019</b>	<b>89</b>	<b>44.0</b>	<b>325.0</b>	<b>104</b>	<b>10</b>	<b>140</b>	<b>1</b>	<b>59</b>	<b>12</b>	<b>10</b>	<b>26</b>	<b>0</b>

## 2022 REGULAR SEASON SPECIAL TEAMS STATISTICS

Player	Tackles			Fumbles		
	Solo	Ast.	Total	FF	FR	TD
Ko Kieft	7	4	11	-	-	-
Zyon McCollum	7	1	8	-	-	-
Cade Otton	5	2	7	-	-	-
Jake Camarda	5	1	6	-	-	-
K.J. Britt	3	3	6	-	-	-
Olakunle Fatukasi	3	2	5	-	-	-
Rachaad White	3	2	5	-	-	-
Dee Delaney	4	0	4	-	-	-
Ulysees Gilbert	3	1	4	-	-	-
Sean Murphy-Bunting	2	2	4	-	-	-
Jamel Dean	3	0	3	-	-	-
Giovani Bernard	2	0	2	-	-	-
Keanu Neal	2	0	2	-	-	-
J.J. Russell	2	0	2	-	-	-
Carlton Davis	1	1	2	-	-	-
Anthony Nelson	1	1	2	-	-	-
Genard Avery	1	0	1	-	-	-
Scotty Miller	1	0	1	-	-	-
Patrick O'Connor	1	0	1	-	-	-
Anthony Chesley	0	1	1	-	-	-
Zach Triner	0	1	1	-	-	-
Ke'Shawn Vaughn	0	1	1	-	-	-
Kenny Young	0	1	1	-	-	-
<b>Totals</b>	<b>56</b>	<b>24</b>	<b>80</b>	<b>0</b>	<b>0</b>	<b>0</b>

Blocked Kicks			
	FG	PAT	Punt
Patrick O'Connor	1	0	0
<b>Totals</b>	<b>1</b>	<b>0</b>	<b>0</b>

Own Fumbles				
	Total	Lost	OR	OOB
Giovani Bernard	1	0	1	0
Tom Brady	5	4	1	0
Dee Delaney	1	1	0	0
Russell Gage	1	1	0	0
Chris Godwin	2	2	0	0
Breshad Perriman	2	1	1	0
Deven Thompkins	1	0	0	1
Rachaad White	3	3	0	0
<b>Totals</b>	<b>16</b>	<b>12</b>	<b>3</b>	<b>1</b>

Miscellaneous Tackles/FRs				
	SOLO	AST	FF	FR
Giovani Bernard	0	0	0	1
Tom Brady	1	0	0	1
Cameron Brate	1	0	0	1
Mike Evans	3	0	0	0
Leonard Fournette	1	0	0	0
Russell Gage	1	0	0	0
Chris Godwin	2	0	0	1
Luke Goedeke	1	0	0	0
Julio Jones	1	0	0	0
Nick Leverett	1	0	0	0
Cade Otton	1	0	0	0
<b>Totals</b>	<b>13</b>	<b>0</b>	<b>0</b>	<b>4</b>

### Return Touchdowns

68-yard interception return at New Orleans (9/18)

### Safeties

## 2022 BUCCANEERS POSTSEASON DEFENSIVE STATISTICS

Player	Tackles				TFL	Sacks			Interceptions				Fumbles			
	Solo	Ast.	Total			Sack	Yds	QBH	INT	Yds	TD	PD	FF	FR	Yds	TD
Lavonte David	9	5	14	-	-	-	1	-	-	-	-	-	-	-	-	-
Mike Edwards	6	4	10	-	-	-	-	-	-	-	1	-	-	-	-	-
Antoine Winfield Jr.	4	3	7	-	-	-	-	-	-	-	-	-	-	-	-	-
Sean Murphy-Bunting	4	2	6	-	-	-	-	-	-	-	-	-	-	-	-	-
Devin White	3	2	5	1	-	-	-	-	-	-	-	-	-	-	-	-
Carlton Davis	3	0	3	-	-	-	-	-	-	-	-	-	-	-	-	-
Akiem Hicks	3	0	3	1	-	-	-	-	-	-	1	-	-	-	-	-
Anthony Nelson	3	0	3	-	-	-	-	-	-	-	-	-	-	-	-	-
William Gholston	2	0	2	-	-	-	-	-	-	-	-	-	-	-	-	-
Carl Nassib	2	0	2	1	-	-	-	-	-	-	-	-	-	-	-	-
Logan Ryan	2	0	2	-	-	-	-	-	-	-	-	-	-	-	-	-
Vita Vea	2	0	2	1	1.0	8.0	1	-	-	-	-	-	-	-	-	-
Joe Tryon-Shoyinka	1	1	2	-	-	-	1	-	-	-	-	-	-	-	-	-
Rakeem Nunez-Roches	0	2	2	-	-	-	2	-	-	-	-	-	-	-	-	-
K.J. Britt	0	1	1	-	-	-	-	-	-	-	-	-	-	-	-	-
Logan Hall	0	1	1	-	-	-	-	-	-	-	-	-	-	-	-	-
<b>Totals</b>	<b>44</b>	<b>21</b>	<b>65</b>	<b>4</b>	<b>1.0</b>	<b>8.0</b>	<b>5</b>	<b>0</b>	<b>0</b>	<b>0</b>	<b>2</b>	<b>0</b>	<b>0</b>	<b>0</b>	<b>0</b>	<b>0</b>

## 2022 POSTSEASON SPECIAL TEAMS STATISTICS

Player	Tackles			Fumbles		
	Solo	Ast.	Total	FF	FR	TD
Giovani Bernard	1	0	1	-	-	-
Jake Camarda	1	0	1	-	-	-
Zyon McCollum	1	0	1	-	-	-
<b>Totals</b>	<b>3</b>	<b>0</b>	<b>3</b>	<b>0</b>	<b>0</b>	<b>0</b>

Blocked Kicks			
	FG	PAT	Punt
Totals	0	0	0

Own Fumbles				
	Total	Lost	OR	OOB
Tom Brady	1	0	1	0
Deven Thompson	1	0	0	1
Totals	2	0	1	1

### Return Touchdowns

### Safeties

Miscellaneous Tackles/FRs			
	Tackles	FF	FR
Tom Brady	1	0	0
Totals	1	0	0

### 2022 BUCCANEERS PARTICIPATION CHART

Legend

Position Abbreviation Indicates Start (e.g. RES indicates started at right cornerback)    P = Played    DNP = Did Not Play    IA = Inactive    IR = Injured Reserve    RES = Reserve    PS = Practice Squad  
 N = Not on Roster    PUP = Res./CB/Phys. Unable to Perform    NFI = Res./Non-Football-Injury    COV = Reserve/COVID-19    OPT = Reserve/Opt Out    PSE = Practice Squad Elevated

Player	P O S	Regular Season Only					WK1	WK2	WK3	WK4	WK5	WK6	WK7	WK8	WK9	WK10	WK12	WK13	WK14	WK15	WK16	WK17	WK18	Post. P1
		G	P	G	D	N	I	@dal	@no	GB	KC	ATL	@pit	@car	BAL	LAR	SEA	@cle	NO	@sf	CIN	@az	CAR	
Avery, Genard	OLB	9	0	0	0	1	PSE-P	PS	PS	PS	PS	P	P	P	P	P	P	P	IA	IR	IR	IR	IR	
Barner, Kenjon	RB	0	0	0	0	0	IR	IR	IR	IR	IR	N	N	N	N	N	N	N	N	N	N	N	N	
Barrett, Shaquil	OLB	8	8	0	0	0	OLB	OLB	OLB	OLB	OLB	OLB	OLB	OLB	IR	IR	IR	IR	IR	IR	IR	IR	IR	
Beasley, Cole	WR	2	0	0	0	0	N	N	P	N	N	N	N	N	N	N	N	N	N	N	N	N	N	
Bernard, Giovani	RB	8	0	1	0	0	P	P	IR	IR	IR	IR	IR	IR	IR	DNP	P	P	P	P	P	P	P	
Brady, Tom	QB	17	17	0	0	0	QB	QB	QB	QB	QB	QB	QB	QB	QB	QB	QB	QB	QB	QB	QB	QB	QB	
Brate, Cameron	TE	11	1	0	0	6	TE	P	P	P	IA	P	IA	IA	IA	P	P	IA	P	P	P	IA	P	
Britt, K.J.	LB	12	0	0	0	0	P	P	P	P	P	P	IR	IR	IR	IR	IR	IR	IR	P	P	P	P	
Camarda, Jake	P	17	0	0	0	0	P	P	P	P	P	P	P	P	P	P	P	P	P	P	P	P	P	
Chesley, Anthony	CB	7	0	0	0	0	PS	PS	PS	PS	PS	PSE-P	PSE-P	PS	PS	PS	PS	PSE-P	PS	P	P	P	IR	
Cook, Dylan	OL	0	0	0	0	0	PS	PS	PS	PS	PS	PS	PS	PS	PS	PS	PS	N	N	N	PS	PS	PS	
Darden, Jaelon	WR	12	0	0	0	0	P	P	P	P	P	P	P	P	P	P	P	N	N	N	N	N	N	
David, Lavonte	LB	17	17	0	0	0	ILB	ILB	ILB	ILB	ILB	ILB	ILB	ILB	ILB	ILB	ILB	ILB	ILB	ILB	ILB	ILB	ILB	
Davis III, Carlton	CB	13	13	0	0	4	CB	CB	CB	CB	CB	CB	IA	IA	CB	CB	CB	CB	CB	CB	CB	IA	IA	
Davis, Khalil	DL	0	0	0	0	0	N	N	PS	PS	PS	PS	PS	PS	PS	PS	N	N	N	N	N	N	N	
Dean, Jamel	CB	15	15	0	0	2	CB	CB	CB	CB	CB	CB	CB	CB	CB	CB	CB	IA	IA	CB	CB	CB	P	
Delaney, Dee	CB	17	1	0	0	0	P	P	P	P	S	P	P	P	P	P	P	P	P	P	P	P	P	
Edwards, Mike	S	13	12	0	0	4	S	S	S	S	IA	S	S	S	S	S	S	IA	IA	P	S	IA	S	
Evans, Mike	WR	15	15	1	0	0	WR	WR	SUS	WR	WR	WR	WR	WR	WR	WR	WR	WR	WR	WR	WR	WR	DNP	
Fatukasi, Olakunle	LB	13	0	0	0	0	P	P	P	P	P	P	P	P	P	P	P	N	N	N	N	N	N	
Fournette, Leonard	RB	16	9	0	1	1	RB	RB	RB	RB	RB	RB	RB	RB	RB	P	IA	P	P	P	P	P	P	
Gabbert, Blaine	QB	1	0	16	0	0	DNP	DNP	DNP	DNP	DNP	DNP	DNP	DNP	DNP	DNP	DNP	DNP	DNP	DNP	DNP	DNP	P	DNP
Gage Jr., Russell	WR	13	4	0	0	4	P	WR	P	WR	WR	WR	WR	IA	IA	IA	P	P	P	P	P	P	P	
Gardner, Don	CB	1	0	0	0	0	PS	PS	PS	PS	PS	PS	PS	PSE-P	PS	PS	PS	PS	PS	PS	PS	PS	PS	
Geiger Sr., Kaylon	WR	3	0	0	0	0	PS	PSE-P	P	PS	PSE-P	PS	PS	PS	PS	PS	PS	PS	PS	PS	PS	PS	PS	
Gholston, William	DL	17	9	0	0	0	DL	DL	P	DL	P	P	DL	P	DL	DL	P	DL	P	P	P	DL	DL	
Gilbert, Ulysees	ILB	3	0	0	0	0	N	N	N	N	N	PS	PS	PS	PS	PSE-P	PS	PS	PS	PS	PS	PS	PS	
Gill, Cam	OLB	0	0	0	0	0	IR	IR	IR	IR	IR	IR	IR	IR	IR	IR	IR	IR	IR	IR	IR	IR	IR	
Godwin, Chris	WR	15	13	0	0	2	WR	IA	IA	WR	WR	WR	P	WR	WR	WR	WR	WR	WR	WR	WR	WR	WR	
Goedeke, Luke	G	11	8	2	4	LG	LG	LG	LG	LG	LG	LG	IA	IA	IA	IA	DNP	DNP	P	P	P	P	RT	
Greene, Mike	DT	0	0	0	0	0	PS	PS	PS	PS	PS	PS	PS	PS	PS	PS	PS	PS	PS	PS	PS	PS	PS	
Griffin, Ryan	QB	0	0	0	0	0	PS	PS	PS	PS	PS	PS	PS	PS	PS	PS	PS	PS	PS	PS	PS	PS	PS	
Hainsey, Robert	OL	17	17	0	0	0	C	C	C	C	C	C	C	C	C	C	C	C	C	C	C	C	C	
Hall, Logan	DL	17	0	0	0	0	P	P	P	P	P	P	P	P	P	P	P	P	P	P	P	P	P	
Hermanns, Grant	T	0	0	0	0	0	N	N	N	N	N	N	N	N	N	N	N	PS	PS	PS	PS	PS	PS	
Hicks, Akiem	DL	11	11	0	0	6	DL	DL	IA	IA	IA	IA	IA	IA	DL	DL	DL	DL	DL	DL	DL	DL	DL	
Howland, JJ	TE	0	0	0	0	0	PS	N	N	N	N	N	N	N	N	N	N	N	N	N	N	N	N	
Jensen, Ryan	C	0	0	0	0	0	IR	IR	IR	IR	IR	IR	IR	IR	IR	IR	IR	IR	IR	IR	IR	IR	IR	
Johnson, Fred	OL	5	0	1	2	IA	P	P	P	P	P	IA	DNP	N	N	N	N	N	N	N	N	N	N	
Johnson, Tyler	WR	0	0	0	0	0	N	N	N	N	N	N	N	N	PS	PS	PS	PS	PS	PS	PS	PS	PS	
Jones, Julio	WR	10	5	0	0	7	P	IA	IA	WR	IA	IA	WR	P	P	P	WR	P	IA	WR	WR	IA	P	
Kieft, Ko	TE	17	12	0	0	0	TE	TE	P	TE	TE	TE	TE	TE	TE	TE	TE	TE	TE	TE	TE	TE	TE	
Laird, Patrick	RB	0	0	0	0	0	PS	PS	PS	PS	PS	PS	PS	PS	PS	PS	PS	PS	PS	PS	PS	PS	PS	
Leverett, Nick	G	11	10	6	0	0	DNP	DNP	DNP	DNP	DNP	P	LG	LG	LG	LG	LG	LG	LG	LG	LG	LG	IA	
Lowe, Duron	CB	0	0	0	0	0	N	N	N	N	N	N	N	N	N	N	N	N	N	N	N	N	N	
Mason, Shaq	G	17	17	0	0	0	RG	RG	RG	RG	RG	RG	RG	RG	RG	RG	RG	RG	RG	RG	RG	RG	RG	
McCullum, Zion	CB	13	3	0	0	4	IA	IA	IA	IA	P	P	CB	CB	P	P	P	P	P	P	P	P	P	
Miller, Scotty	WR	15	1	0	0	2	IA	P	WR	IA	P	P	P	P	P	P	P	P	P	P	P	P	P	
Molchon, John	G	1	0	8	1	1	PS	PS	DNP	PS	PS	PS	PS	PS	DNP	DNP	DNP	DNP	DNP	IA	DNP	P	DNP	
Mosely, Quandre	CB	0	0	0	0	0	N	N	N	N	PS	PS	PS	PS	PS	PS	N	N	N	N	N	N	N	
Murphy-Bunting, Sean	CB	12	5	0	0	5	P	N	P	P	IA	IA	CB	P	IA	IA	CB	CB	CB	CB	CB	CB	PS	
Nassib, Carl	OLB	13	1	0	0	4	P	P	P	P	P	P	P	P	P	OLB	P	P	IA	IA	IA	IA	P	
Neal, Keanu	S	17	8	0	0	0	P	P	P	P	S	S	S	S	P	P	S	S	S	P	P	IA	IA	
Nelson, Anthony	OLB	17	8	0	0	0	P	P	P	P	P	P	P	P	OLB	OLB	P	OLB	OLB	OLB	OLB	OLB	OLB	
Nufiez-Roches, Rakeem	DL	17	10	0	0	0	P	P	DL	DL	DL	DL	DL	DL	P	P	DL	P	P	NT	NT	P	NT	
O'Connor, Patrick	DL	17	0	0	0	0	P	P	P	P	P	P	P	P	P	P	P	P	P	P	P	P	P	
Odenigbo, Ifeadi	OLB	1	0	0	0	0	N	N	N	N	N	N	N	N	N	N	N	N	N	N	N	N	PS	
Ottom, Cade	TE	16	11	0	0	1	TE	IA	TE	TE	P	P	TE	TE	P	P	TE	TE	P	TE	TE	TE	TE	
Ozougwu, JoJo	OLB	0	0	0	0	0	N	N	N	N	N	N	N	N	PS	N	N	N	N	N	N	N	N	
Perriman, Breshad	WR	11	3	0	0	6	P	WR	WR	IA	IA	P	P	P	P	P	IA	IA	WR	IA	IA	IA	IA	
Prevlon, Willington	DL	0	0	0	0	0	PS	PS	PS	PS	PS	PS	PS	PS	PS	PS	PS	PS	PS	PS	PS	PS	PS	
Rashed, Hamlicar	OLB	0	0	0	0	0	N	N	N	N	N	N	N	N	N	N	N	N	N	N	N	N	N	
Rudolph, Kyle	TE	9	0	1	0	7	IA	IA	P	IA	P	IA	P	P	P	IA	IA	P	IA	DNP	P	P	IA	
Russell, J.J.	LB	6	0	0	1	1	PS	PS	PS	PS	PS	PS	PSE-P	P	IA	N	PS	PS	PSE-P	PSE-P	P	P	N	
Ryan, Logan	S	9	6	0	0	3	S	P	S	IA	IA	IR	IR	IR	IR	IR	S	S	S	S	P	IA	P	
Senat, Deadrin	DT	12	0	2	1	1	PS	PS	P	P	P	P	P	P	DNP	IA	P	P	P	P	DNP	P	P	
Skule, Justin	T	1	0	1	0	0	N	IA	PS	PS	PS	N	N	PS	PS	PS	PS	PS	PS	PS	PS	PS	PS	
Smith, Donovan	T	13	13	0	0	4	LT	IA	IA	LT	LT	LT	LT	LT	LT	LT	LT	LT	LT	LT	LT	LT	LT	
Smith, Ryan	CB	1	0	0	0	0	N	N	N	N	N	N	N	N	PS	PSE-P	PS	N	N	N	N	N	N	
Snowden, Charles	OLB	0	0	0	0	0	N	N	N	N	N	N	N	N	N	N	N	N	N	N	N	N	N	
Stinnie, Aaron	G	0	0	0	0	0	IR	IR	IR	IR	IR	IR	IR	IR	IR	IR	IR	IR	IR	IR	IR	IR	IR	
Succop, Ryan	K	17	0	0	0	0	P	P	P	P	P	P	P	P	P	P	P	P	P	P	P	P	DNP	
Thompkins, Deven	WR	5	1	0	0	1	PS	PS	PS	PS	PSE-IA	PS	PS	PS	PS	PS	PS	PSE-P	PSE-P	P	P	WR	P	
Trask, Kyle	QB	1	0	1	15	IA	IA	IA	IA	IA	IA	IA	DNP	IA	IA	IA	IA	IA	IA	IA	IA	IA	IA	
Triner, Zach	LS	17	0	0	0	0	P	P	P	P	P	P	P	P	P	P	P	P	P	P	P	P	P	
Tryon-Shoyinka, Joe	OLB	17	16	0	0	0	OLB	OLB	OLB	OLB	OLB	OLB	OLB	OLB	OLB	P	OLB	OLB	OLB	OLB	OLB	OLB	OLB	
Turner, Nolan	S	5	0	0	0	2	PS	PS	PS	PS	PS	PSE-P	PSE-P	P	P	IA	IA	N	PSE-P	PS	PS	PS	PS	
Vaughn, Ke'Shawn	RB	15	0	0	0	2	IA	IA	P	P	P	P	P	P	P	P	P	P	P	P	P	P	P	
Vea, Vita	NT	14	14	0	0	3	NT	NT	NT	NT	NT	NT	NT	NT	NT	NT	NT	NT	NT	IA	IA	NT	IA	NT
Walton, Brandon	OL	11	2	6	0	0	P	LT	P	DNP	P	DNP	DNP	DNP	DNP	P	P	P						