



2024 MEDIA GUIDE



'24 SCHEDULE

PRESEASON



AUG 10
7:00 PM

WFLA



AUG 17
7:30 PM

WFLA



AUG 23
7:30 PM

WFLA



SEP 08
4:25 PM

FOX



SEP 15
1:00 PM

FOX



SEP 22
1:00 PM

FOX



SEP 29
1:00 PM

FOX



OCT 03
8:15 PM

ESPN



OCT 13
1:00 PM

FOX



OCT 21
8:15 PM

ESPN



OCT 27
1:00 PM

FOX



NOV 04
8:15 PM

ESPN



NOV 10
1:00 PM

FOX

BYE



NOV 24
1:00 PM

CBS



DEC 01
4:05 PM

FOX



DEC 08
1:00 PM

CBS



DEC 15
4:25 PM

FOX



DEC 22
8:20 PM

NBC



DEC 29
1:00 PM

CBS



TBA

HOME

AWAY



TABLE OF CONTENTS

OWNERSHIP

Bryan Glazer	3
Joel Glazer	4
Edward Glazer	5
Darcie Glazer Kasewitz	6
Avram Glazer	7
Kevin Glazer	7
Remembering Malcolm Glazer	8

COMMUNITY

Buccaneers in the Community	10
-----------------------------------	----

FRONT OFFICE & STAFF

Brian Ford	9
Jason Licht	14
Todd Bowles	17
Assistant Coaches	19
All-Time Coaches Roster	41
Football Staff	47
Buccaneers Staff	65
Staff Directory	72

PLAYERS

Veterans	77
Draft Picks	231
First-Year Players & Rookie Free Agents	238

2023 REVIEW

Regular Season Statistics	268
Postseason Statistics	270
Starting Lineups	272
Participation Chart	273
Personnel Log	275
Game-by-Game Team Statistics	277
Game-by-Game Individual Statistics	281
Team Rankings	287
NFL Standings	288

HISTORY

Historical Highlights	290
All-Time Honors	310
Pro Bowl Buccaneers	313
NFC Honors	314
Additional Awards	316
Year-by-Year Scores	317
Preseason Win-Loss Summary	342
Regular Season Win-Loss Summary	343
Postseason Win-Loss Summary	343
Team-by-Team Results	344
All-Time Divisional Standings	348
All-Time Attendance	350
All-Time Roster	352
All-Time Draft	372
Free Agency History	377
Year-by-Year Individual Leaders	382
Year-by-Year Records	391
All-Time Head Coaches Records	392
Home-Away Records	392
Quarterbacks	393
Year-by-Year Team Statistics	395
Franchise Milestones	402
Year-by-Year Season Summaries	403
All-Time Playoff Game Recaps	451
Buccaneers Super Bowl Rings	477

RECORDS

Individual Records	480
Team Records	484
Opponent Individual Records	487
Opponent Team Records	489
Two-Team Records	489
Half-Game Records	490
Rookie Records	490
Miscellaneous Records	491
Career Top Tens	492
Season Top Tens	495
Playoff Records	498
Playoff Leaders	501
Top Buccaneers Performances	502
Top Opponent Performances	511
Longest Plays	520

SIDELINES

Lee Roy Selmon	522
John McKay	523
Jimmie Giles	524
Paul Gruber	525
Warren Sapp	526
Derrick Brooks	527
Mike Alstott	528
Doug Williams	529
John Lynch	530
Malcolm Glazer	531
Tony Dungy	532
Ronde Barber	533
Monte Kiffin	534
Bruce Arians	535
Raymond James Stadium	536
AdventHealth Training Center	537
Super Bowls in Tampa	539
Raymond James Financial	541
Buccaneers Broadcasts	543
Buccaneers.com	545
Buccaneers Cheerleaders	546
Media Information	547

CREDITS

2024 TAMPA BAY BUCCANEERS

MEDIA GUIDE

EXECUTIVE EDITOR: Nelson Luis

LAYOUT AND ASSOCIATE EDITOR: Andrew Holman

ASSISTANT EDITORS: Danielle Burns,
Michael Pehanich, Scott Smith, Ben
Yarrington and Micayla Rossi

DESIGN ASSISTANCE: Mike Aguilar, Evita Ortiz,
Jason Turner and Alexis Karpodinis

COVER DESIGN: Mike Aguilar

PHOTOGRAPHY: Matt May, Mike Carlson, Jason Parkhurst, Tori Richman, Kyle Zedaker, Marcus Smith Photography, Tampa Bay Buccaneers, Associated Press, Getty Images, Pro Football Hall of Fame, Tiffany & Co., Hunt Construction Group.

Research assistance provided by Santo Labombarda from the Elias Sports Bureau and Nick Stamm from Stats, Inc.

Special thanks to all past Buccaneers Communications staff members who have contributed to this publication through the years.

Additional thanks to Paul Stewart of BucPower.com.

OWNERSHIP & ADMINISTRATION



BRYAN GLAZER

OWNER/CO-CHAIRMAN



Owner/Co-Chairman Bryan Glazer enters his 30th year with the Buccaneers, working tirelessly to support the Buccaneers franchise and brand. Possessing an acute business sense, Glazer oversees many of the day-to-day operations of the club and has shaped the Buccaneers into one of the most recognizable and successful franchises in the National Football League. Over the past quarter-century, he has also evolved into one of Tampa Bay's top community leaders through his dedicated commitment to a variety of philanthropic endeavors.

The Glazer family's signing of six-time Super Bowl champion Tom Brady, along with the acquisition of other high-profile free agents during the 2020 offseason, set the stage for the franchise's historic run to its second world championship. The Buccaneers finished the regular season with an 11-5 record and posted a franchise-record eight-game winning streak which culminated with an appearance and eventual victory in Super Bowl LV.

On February 7, 2020, the Buccaneers defeated the Kansas City Chiefs 31-9 at Raymond James Stadium, earning the distinction as the first team in NFL history to win a Super Bowl in its home stadium. Under the Glazer family's leadership, the Buccaneers have totaled seven division titles, two conference championships, and are just the 14th NFL franchise to win multiple Super Bowls. In the nearly three decades since the family's purchase of the team in 1995, only three other ownership groups have claimed multiple Super Bowl victories. Prior to the Glazer family's ownership, the team advanced to the postseason just three times from 1976-94.

On January 26, 2003, in just their eighth year of ownership, the Glazer family was on hand in San Diego, California for the franchise's first world championship as Tampa Bay claimed its first NFL title with a 48-21 victory over Oakland in Super Bowl XXXVII. The Buccaneers, who were making their first appearance in the NFL's championship game, also claimed the first-ever NFC South title in 2002, then the fourth division crown in team history. In addition to the 1999 NFC Central Division title, Tampa Bay has also won the NFC South in 2005, 2007, 2021, 2022 and 2023.

An instrumental figure in his family's purchase of the Buccaneers in 1995, Glazer has been a driving force in improving every aspect of the club's influence, both nationally and in the Tampa Bay region.

His dedication to the Bay area was also highlighted by his leadership in the construction of Raymond James Stadium, which successfully hosted Super Bowl XXXV in 2001, Super Bowl XLIII in 2009, and Super Bowl LV in 2020. Glazer played an integral role in helping to lure the 2009 game to Tampa Bay, speaking to NFL owners on behalf of the team and the community at the NFL League meetings in May 2005. During the 2017 offseason, Glazer once again played a major part in positioning Tampa Bay as the top option to host Super Bowl LV in 2021, when it was decided that Los Angeles would not be able to meet the criteria for hosting the game due to stadium construction delays. Tampa Bay has hosted three Super Bowls since the family's purchase of the team and Glazer remains committed to pursuing future Super Bowls for the area. Glazer also serves on the NFL's Media Owned and Operated Committee, as appointed by NFL Commissioner Roger Goodell.

Prior to the 2022 season, Glazer played a pivotal role in the decision to name Todd Bowles as the team's new head coach following the retirement of Bruce Arians. Bowles has gone on to lead the Buccaneers to consecutive NFC South division titles, becoming the first head coach in franchise history to accomplish that feat.

Glazer's innovative approach to business and penchant for thinking outside the box has resulted in many new developments for the club, including the creation of the Pewter Partners program, which rewards the Buccaneers' corporate partners with superior advertising packages and unprecedented customer service.

Glazer has also distinguished himself as one of Tampa Bay's top philanthropists and, in the spring of 2016, was honored with induction into the Tampa Bay Business Hall of Fame in recognition of his business achievements and community leadership in and around the region.

In 2010, the Glazer Children's Museum opened in downtown Tampa thanks in large part to a \$5 million donation from the Glazer Family Foundation. Glazer is on the Board of Directors for the award-winning museum which has served the children of Tampa Bay through educational programming. Glazer is also a member of the Moffitt Cancer Center National Board of Advisors and has served as chairman of the American Heart Association's annual Heart Ball.

He also serves as a Board Member for the Glazer Vision Foundation which has performed more than 200,000 free eye screenings and provided more than 20,000 free prescription eyeglasses to children in need.

Glazer has also played a large role in the redevelopment of West Tampa through a \$4 million donation that led to the construction of the Shanna and Bryan Glazer JCC. The Center, which opened in December of 2016, has provided a wide array of community programming and serves as a key anchor for the area.

During the COVID-19 pandemic, the Glazer family provided 5 million meals through a donation to Feeding Tampa Bay, which was the largest single donation of meals to the program at the time. The family also pledged \$100,000 to the One Tampa: Relief Now, Rise Together Fund and another \$100,000 to the City of St. Petersburg's Fighting Chance Fund.

In 2024, Shanna and Bryan Glazer donated \$2 million to Berkeley Preparatory School's endowment for teachers in an effort to ensure the adequate compensation necessary to attract and retain high-quality teachers who foster a more effective learning environment.

Glazer also serves on the Board of Manchester United, which has captured five Premier League titles (2007, 2008, 2009, 2011 and 2013), as well as the 2008 Champions League title during his tenure.

Glazer earned his bachelor's degree in broadcast communications from American University in 1986, prior to completing his law degree from Whittier College School of Law in 1989. He resides in Tampa with his wife, Shanna, and their two children.

JOEL GLAZER

OWNER/CO-CHAIRMAN



Owner/Co-Chairman Joel Glazer is entering his 30th season overseeing the day-to-day operations of the franchise, along with other members of the Glazer family.

After working alongside his father Malcolm to successfully acquire the Tampa Bay Buccaneers franchise in 1995, Glazer worked tirelessly in conjunction with his brother, Bryan, to build a community consensus for local approval of what would become Raymond James Stadium. The Glazers set out to design a stadium deemed worthy of a first-class organization, thereby creating a winning environment and revolutionizing fan experience and comfort.

Since assuming his current role with the club, the Buccaneers have made 11 playoff appearances, including a stretch from 1999–2002 in which Tampa Bay was the only team in the league to appear in the postseason all four years. Under the Glazer family's leadership, the Buccaneers have won seven division titles, two NFC Championships and two Super Bowls.

Prior to the 2020 season, Glazer helped engineer the boldest free agent signing in franchise history with the acquisition of six-time Super Bowl champion quarterback Tom Brady. The signing, along with the addition of a number of other key players, immediately transformed the Buccaneers into title contenders and set the stage for the team's historic victory in Super Bowl LV. When the Buccaneers defeated the Kansas City Chiefs 31–9 on February 7, 2021, at Raymond James Stadium, it marked the first time in NFL history that a team had won a Super Bowl on its home field. Previous to that, the franchise's other signature historical moment occurred at the conclusion of the 2002 season when Tampa Bay claimed its first NFL title with a 48–21 victory over the Oakland Raiders in Super Bowl XXXVII on January 26, 2003, in San Diego. The Buccaneers, who were making their first appearance in the NFL's championship game, also claimed the first-ever NFC South title in 2002, then the fourth division crown in team history. Tampa Bay also took the NFC South in 2005, 2007, 2021, 2022 and 2023.

On January 8, 2019, the Glazer family hired two-time Associated Press NFL Coach of the Year Bruce Arians as the team's head coach. During three memorable seasons at the helm in Tampa Bay, Arians finished his time with the Buccaneers as the franchise leader in winning percentage (.633) by a head coach, surpassing Tony Dungy. After Arians transitioned into a front office role, Glazer was then part of the decision-making process that elevated Todd Bowles from defensive coordinator to head coach ahead of the 2022 NFL season. During his three seasons as defensive coordinator for the Buccaneers (2019–21), Bowles' unit ranked third in the NFL in both takeaways and sacks, in addition to finishing top three in the NFL in rush defense in each of his three seasons. In his first two seasons as head coach, Bowles led the Buccaneers to consecutive NFC South division titles, becoming the first head coach to accomplish that feat in franchise history.

Glazer represents the franchise at all league meetings and is very active in a wide range of NFL matters. He currently serves as Chairman of the NFL International Committee, as well as being a member of the following other NFL committees: Finance Committee, Media Committee, NFL Management Council Executive Committee, and Legalized Sports Betting Committee.

Glazer also played an integral role in helping Tampa host be awarded and host Super Bowl XXXV in 2001, Super Bowl XLIII in 2009 and Super Bowl LV in 2021.

Glazer has been very active in the Tampa Bay community through the Glazer Family Foundation, which is dedicated to helping children in the Tampa Bay area through charity initiatives. The Foundation donated \$5 million toward the construction of the Glazer Children's Museum, in downtown Tampa, which opened in 2010 and was named one of the Top Ten Family Museums in the country by Women's Day Magazine. For its wide-reaching charitable efforts, the Tampa Bay Sports Commission named the Glazer Family Foundation the Foundation of the Year at the inaugural Sneaker Soiree held in 2011.

Glazer also serves as Co-Chairman of Manchester United, which has captured five Premier League titles (2007, 2008, 2009, 2011 and 2013), one Champions League title (2008), four League Cups (2006, 2009, 2010, 2017), one FA Cup (2016), and one Europa League Championship (2017) during his tenure. His work with the club led to his naming as one of the Top 10 most influential Americans in the United Kingdom by The Telegraph.

Glazer earned his bachelor's degree in interdisciplinary studies from American University in 1989. The Rochester, New York, native is married to Angela, and the couple has two children.

EDWARD GLAZER
OWNER/CO-CHAIRMAN

Entering his 30th season with the Buccaneers in 2024, Owner/Co-Chairman Edward Glazer actively oversees many aspects of the team's day-to-day business operations.

Glazer recognizes the critical importance of the fans to the team's success and has been instrumental in reinforcing Tampa Bay's commitment to its fan base and the unique experiences offered to Buccaneers Season Pass Members. He pioneered the NFL's first 12-month interest-free payment plan. Under his leadership, the Buccaneers ranked No. 1 in overall customer satisfaction again in 2023 among all 32 NFL clubs, marking the team's tenth top ranking in the last twelve years.

Glazer's commitment to the fans and the team's on-field success was evident during the 2020 offseason, which saw the Buccaneers make one of the most significant free-agent signings in NFL history with the acquisition of quarterback Tom Brady. This strategic move, coupled with several other key signings, culminated in the team's historic Super Bowl LV victory, making it the first NFL franchise to win a Super Bowl on its home field, at Raymond James Stadium on February 7, 2021. This secured the organization's second world championship under the Glazer family's leadership.

Under the nearly three decades of the Glazer family's stewardship, the Buccaneers have logged nine playoff appearances, seven division titles, two NFC Championships, and victories in Super Bowl XXXVII (2002) and Super Bowl LV (2020).

In addition to team achievements, Glazer led the design and launch of the Buccaneers' new uniforms unveiled before the 2020 season. The uniforms, which harken back to the franchise's most successful era, were developed based on extensive fan feedback. Glazer also led the design of an all-pewter alternate uniform along with the return of the throwback uniforms, which are a fan favorite, further connecting the team's storied history with its modern era.

Glazer was pivotal in the \$160 million, multi-phase renovation of Raymond James Stadium, focusing on enhancing the game-day experience. These renovations included updates to the stadium's technology infrastructure, making the Buccaneers' in-stadium experience one of the best in the league. The project revamped all main level concession stands and incorporated over 31,000 square feet of new HD video boards, new ribbon boards, four HD tower video displays, and an all-new surround sound system. The premium areas saw a complete transformation, introducing two all-inclusive Hall of Fame Clubs and a newly reimagined West Stadium Club. Recent additions have included a new 10,000-square-foot retail store, the expansions and redesigns of both Hall of Fame clubs, and Bar 76, a full-service premium sports bar.

Furthermore, the Glazer family constructed a state-of-the-art indoor practice facility at the team's headquarters. This 100,000-square-foot facility features more than 3,000 seats for fans to enjoy training camp practices and special events.

Beyond the football field, the Glazer family has contributed significantly to the Tampa Bay area through various programs, grants, and donations. The Glazer Children's Museum, located downtown, has received high praise, including being named as one of the Top 10 children's museums in the country. During the spring of 2020, to assist during the COVID-19 pandemic, the Glazer family donated five million meals through Feeding Tampa Bay and pledged significant funds to local relief efforts.

Edward and his wife, Shari, through the Edward and Shari Glazer Charitable Trust, support various causes, including the Elton John AIDS Foundation, the Braille Institute, the Crohn's and Colitis Foundation, the Los Angeles Museum of Contemporary Art, and the "B.F.F. Bear Program" which provides teddy bears to pediatric patients in several hospitals.

In addition to his role with the Buccaneers, Glazer serves on the board of the family-owned Manchester United Soccer Club, the world's most popular sports team. He is also the founder and CEO of US Property Trust and US Auto Trust, holding extensive real estate and auto dealership investments across the United States.

A proud alumnus of Ithaca College, Glazer opened the Edward and Shari Glazer Arena on the school's campus.

DARCIE GLAZER KASSEWITZ

OWNER/CO-CHAIRMAN PRESIDENT, TAMPA BAY BUCCANEERS FOUNDATION AND GLAZER VISION FOUNDATION



Darcie Glazer Kasewitz has been a driving force behind the Tampa Bay Buccaneers' commitment to innovative, forward-thinking fan engagement. Her leadership has helped position the Tampa Bay Buccaneers to be recognized at the forefront of creating opportunities for female fans and advancing social justice through strategic programming across Tampa Bay and nationally.

Through her dedication to innovative programming, Kasewitz helped establish the Social Justice Initiative in 2018 alongside Buccaneers coaches, scouts and staff focusing on youth empowerment, police relations, criminal justice reform, racial equality, and workforce development. The initiative is funded by the Tampa Bay Buccaneers Foundation Social Justice Fund, created by the Glazer family to match players charitable donations and invest millions to charitable organizations throughout the region.

In 2024, Kasewitz spearheaded the launch of the Tampa Bay Buccaneers National Coaching Academy to create new pathways and entry points for coaches seeking their first opportunity to work in the NFL. The ambitious and pioneering academy is held at the Buccaneers training facility and delivers an intensive, comprehensive curriculum and participation in the team's rookie minicamp for coaching candidates seeking their first entry into the NFL. Thousands of applications were submitted and reviewed by Buccaneers coaches and staff and 25 finalists were awarded a full scholarship to cover costs in Tampa. Upon completion of the team's rookie minicamp, the coaching and front office staff will select five finalists in its inaugural year to transition into the Bill Walsh Diversity Coaching Fellowship and work alongside Buccaneers coaches, scouts and staff during training camp and preseason.

Aligned with the core belief that "Football is for All", Kasewitz has implemented groundbreaking initiatives to strengthen the Buccaneers' connection with all segments of their fan base and has helped position the Buccaneers as leaders across the NFL in diversity and inclusivity. In 2015, she introduced Women of Red, a pioneering program focused on enhancing the fan experience for women. Women of Red was deemed "the tipping point for a genuine connection to fans" attracting thousands of women to a variety of interactive experiences, including exclusive behind-the-scenes access and opportunities to interact with players, legends, and current executives.

Under her stewardship, the Buccaneers have introduced many first-of-its-kind women's and girls' programming, including the Women's Summit for Careers in Football, the Girls in Football Collegiate Scholarship and pioneered the Buccaneers Girls Flag Football Preseason Classic, the largest girls flag football tournament in the nation. This annual multi-day event grew to 109 teams and 2,100 athletes in 2024, which remains the largest in the country. To highlight these talented athletes in the Tampa Bay area, the team launched @BuccaneersFlag, the Instagram handle dedicated to showcase all things flag football.

In support of the Glazer family's long-standing commitment to education and children in the Tampa Bay community, the Glazer Family Foundation provided a lead gift to open the world-class Glazer Children's Museum in downtown Tampa as part of its ongoing dedication to children. This one-of-a-kind museum opened on September 25, 2010, and instantly became the featured destination for children and families in Tampa Bay. In 2020, the Glazer family donated an additional lead gift to create the Glazer Family Playground at the St. Petersburg Pier, a 26-acre St. Pete Pier District that has become a destination amenity for thousands of children and families.

To advance the Buccaneers support of education, the single-largest in-school program in team history was launched through the Jr. Bucs School Program impacting nearly 200,000 students in 300 elementary and middle schools across the Tampa Bay Area. In 2024, the Tampa Bay Buccaneers Foundation expanded their partnership with Hillsborough County Public Schools with funding to support the installation of 135 outdoor shade covers and covered courts at all elementary schools in the region. To further support education, more than 24,000 children have received tickets to Raymond James Stadium through the Buccaneers Game-day for Education program to reward children for their academic achievement.

Kasewitz also leads the Glazer Vision Foundation, focusing on full-treatment vision correction for children in Tampa Bay. For over a decade, the Foundation provides eye exams and prescription glasses to underserved children in need using the Mobile Vision Clinic. Since its inception, the program has performed more than 200,000 free eye screenings and provided more than 20,000 free prescription eyeglasses to children and families. In addition to ocular health, The Glazer family provides programs, resources and financial support that help ensure all families can call Tampa Bay home through affordable housing efforts, combatting food insecurity and closing disparities in education. Through a multi-million-dollar gift to the AdventHealth Foundation, the family is also improving healthcare in Tampa Bay.

Kasewitz has also had a strong influence on the design and aesthetic of many of the signature spaces enjoyed by Buccaneers fans and players at the team's business headquarters and training facility. In partnership with her brothers, she helped spearhead the design of the AdventHealth Training Center which features in-depth exhibits that tell the story of the franchise, including the team's two Lombardi trophies as well as an original sculpture titled "The Moment of Victory" which depicts the moment the team won its first World Championship in Super Bowl XXXVII. Additionally, she was instrumental in the planning and design of the Buccaneers' 100,000-square-foot indoor practice facility which debuted in 2018.

Darcie Glazer Kasewitz serves on the NFL's Diversity, Equity and Inclusion Committee and is a member of the Board of Trustees of the Women's Sports Foundation, a national non-profit organization established in 1974 by Billie Jean King that has invested over \$100 million to expand access and opportunities for girls and women in sports. She has also served as Co-Chairwoman of the Make-A-Wish Foundation.

Kasewitz serves on the Board of the Manchester United Soccer Club, which has captured six titles since the Glazer family took over the club: five Premier League titles (2007, 2008, 2009 and 2011 and 2013), as well as the 2008 Champions League title.

Kasewitz graduated cum laude with a Bachelor of Science in Psychology from American University in 1990 and earned her Juris Doctorate from Suffolk Law School in 1993. Kasewitz and her husband, Joel, reside in Tampa.

AVRAM GLAZER
OWNER



KEVIN GLAZER
OWNER



REMEMBERING MALCOLM GLAZER

AS OWNER OF THE BUCCANEERS, HE REINVENTED A FRANCHISE AND REINVIGORATED A COMMUNITY.

The path that brought Malcolm Glazer to purchase the Tampa Bay Buccaneers in 1995 originated in his father's watch-parts business in Rochester, N.Y., where the younger Glazer started working when he was 15. It is no surprise then, that upon taking over the Buccaneers, he wanted to know exactly what made the organization tick.

Malcolm Glazer passed away on May 28, 2014 at the age of 85. During his nearly two decades as owner and president of the Buccaneers, virtually every facet of the team was closely examined and, where necessary, rebuilt. The result was a stunning turnaround for what had been one of the NFL's long-struggling franchises.

Glazer inherited a team with a .300 winning percentage during its first 19 years of existence, one with just two division titles, a single playoff win and, of course, no championship trophies. In just two years, with a new coach on the sideline and bold new uniforms on the players, a 16-year playoff drought was over. The team would move into a gorgeous new stadium the following year, and win a division title and advance to the conference championship game the year after that. By January 2003, Glazer was triumphantly holding the Lombardi Trophy over his head, grinning from ear to ear while surrounded by a team that had just defeated the Oakland Raiders in Super Bowl XXXVII.

Positive changes continued without interruption. The Buccaneers moved into a new state-of-the-art training facility and headquarters in 2006, the most advanced NFL home in the league. They won three division titles in a seven-year span. In 1997, they started a string of consecutive game sellouts at Raymond James Stadium that would last a dozen years, an unprecedented run in franchise history. Glazer also landed Super Bowls XXXV and XLIII for Tampa, the third and fourth to be played in the city. Through it all, community outreach and customer service became central organizational goals.

But Glazer's desire to understand the Buccaneers' inner gears – and have them work with maximum efficiency – went beyond new buildings and organizational charts. He was keenly interested

in the people of the organization as well. He took great pleasure in greeting each player in the locker room with a handshake before and after games. He fostered a family atmosphere at team headquarters, according to a source no less credible than Hall of Famer Derrick Brooks. Brooks was one of many long-time Buccaneers who considered Mr. Glazer not just the team's owner but a personal friend.

"I'm proud to say – and I'm glad – that he's the only owner I ever played for," said Brooks, who was a first-round draft pick in 1995, the same year Glazer arrived.



Despite the team's decade-and-a-half of struggles, Glazer immediately realized that a passionate fan base existed. The area's obsession with the Buccaneers was ready to be rekindled if the team could show an unwavering commitment to winning.

Glazer and his family did exactly that, and they did it by being pioneers in the industry, creating innovative solutions for issues at all levels of the organization. They also did it by aggressively pursuing the right people to lead the team, and then providing them with the assets they needed to succeed.

And while Glazer restored the community's belief in its team, he also reached out to those who needed help within that community. This was of such importance to him that in 1999 he established the Glazer Family Foundation, which has since donated millions

and reached countless thousands in need. A new stadium and a striking new team facility now grace the region's skyline, but a third building in downtown Tampa is just as much a part of Malcolm Glazer's legacy: The Glazer Children's Museum, which opened its doors in 2010.

Malcolm Glazer left behind his wife, Linda, in addition to six children and 14 grandchildren. His children will continue to own and operate the franchise as they have throughout the family's ownership. They will do so by following the blueprint of a visionary man and a caring leader, a man who gave the franchise a new era of enormous success by caring about how the little details worked.

BRIAN FORD

CHIEF OPERATING OFFICER



Brian A. Ford, Jr. enters his 18th year with the organization after joining the Buccaneers in 2006 and in his role, oversees all aspects of the organization's day-to-day business operations and community involvement. He works directly with team ownership to ensure that Buccaneers fans, season pass members and corporate sponsors receive a first-in-class experience. Under Ford's leadership, the Buccaneers have consistently earned top marks among NFL teams for customer service experience, ranking No. 1 in the league's annual Voice of the Fan report in 10 of the past 12 seasons.

Prior to joining the Buccaneers, Ford was part of the team that opened Raymond James Stadium as the district manager with Fine Host Corporation in 1998. He remained in that capacity until 2006, when he began his career with the Buccaneers.


An active participant in and around the Tampa Bay area serving on the boards of Ronald McDonald House Charities of Tampa Bay, American Cancer Society CEOs Against Cancer - Florida Chapter, National Pediatric Cancer Foundation, Tampa Bay Area Chiefs of Police Foundation, and the Dedman School of Hospitality Florida State University Director Council. In addition, he was also appointed as a member of the Board of Directors for the 2022 Special Olympics USA Games which was hosted in Orlando, Florida in June of 2022. Ford has also been a driving force and participant in the team's annual Cut for a Cure event supporting cancer research. The annual event has raised over \$800,000 for the National Pediatric Cancer Foundation to date. Ford is also active at MacDill Air Force Base and is a member of the Honorary Commander 927th Air Refueling Wing, which allows businessmen and women from the local community an opportunity for an up close and personal experience of the policies, programs and overall mission capability of the United States Air Force. The native of Miramar, Florida, graduated from Florida State University in 1989 with a B.S. in business administration. In 2018, Ford was named the Alumnus of the Year from Florida State's Dedman School of Hospitality. He is an avid runner and triathlete and competes in numerous events each year, including a marathon each of the past 20 years as well as several 70.3 Half Ironman events over that same period.

He married his middle school sweetheart, Judy, in 1989 and the couple lives in Tampa and has two sons, Brian III and Brandon. Judy is also a graduate of Florida State University's College of Education. Both sons also graduated from and earned their master's degrees at FSU. Brandon graduated from Law School in May.


FOOTBALL FOR ALL

Here at the Buccaneers, we strongly believe football is a game for everyone – those who love to play, coach, and watch. To deliver on this belief, we work directly with local teachers, school administrators, physical education instructors, and coaches to grow the game and the fan base. With the partnership of Tampa Bay community leaders, the Buccaneers provide health and fitness programs, a football development curriculum and equipment, and overall inspiration to enhance student education and overall wellness.

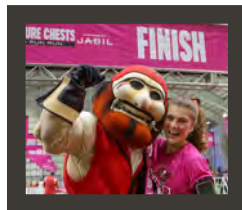




FOOTBALL DEVELOPMENT



STUDENT WELLNESS





COMMUNITY INVOLVEMENT





FOOTBALL FOR IMPACT

The Buccaneers recognize the power of our platform to drive positive and sustainable change for the greater Tampa Bay community. This is why we are committed to designing impactful programs with the community to address areas of disparity and opportunity. As a result, the Buccaneers launched the Social Justice Initiative in 2018 and the Tampa Bay Buccaneers National Coaching Academy in 2024. The team is also at the forefront of all gender equality efforts, including establishing a first-of-its-kind flag football tournament and scholarships for girls in football.



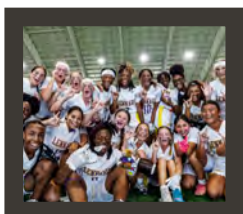


FIRST OF ITS KIND: TAMPA BAY BUCCANEERS NATIONAL COACHING ACADEMY




AN NFL FIRST: GIRLS IN FOOTBALL SCHOLARSHIP

In 2020, the Buccaneers Foundation presented the inaugural Girls In Football Scholarship, becoming the first NFL team to establish a nationwide academic scholarship program for female high school football players pursuing a career in sports. The scholarship was made possible through a \$250,000 commitment from the Foundation.



LARGEST IN THE COUNTRY: GIRLS FLAG FOOTBALL PRESEASON CLASSIC, PRESENTED BY ADVENTHEALTH

SOCIAL JUSTICE



COACHING

PLAYERS

2023 REVIEW

HISTORY

RECORDS

SIDELINES

FOOTBALL SALUTES




The Buccaneers celebrate military heroes who proudly serve our country and community. Throughout the year, the team collaborates with the MacDill Air Force base and various community partners to plan memorable gameday experiences and exclusive events in their honor. Efforts include a Salute to Service Suite, the Schwarzkopf Military Family of the Year Awards, Military Day at Training Camp, and more.



GLAZER VISION FOUNDATION

For over a decade, the Glazer Vision Foundation has been committed to full-treatment vision correction for underserved children by providing more than 200,000 free eye screenings and over 20,000 free pairs of prescription glasses throughout Tampa Bay. The Mobile Vision Clinic is the centerpiece of the Foundation's commitment to providing same-day eye care services directly to children in Tampa's communities – all at no charge to families.



MURAL AT ARMATURE WORKS



Help create awareness while supporting children in need! Simply share a photo or selfie wearing glasses (or using the @glazervisionfdn Instagram filter), and post on social media tagging @glazervisionfdn and #OneShareOnePair and the Glazer Vision Foundation will provide a child with a free eye exam and glasses – thanks to you!

#ONESHAREONEPAIR



JASON LICHT GENERAL MANAGER



Jason Licht was named the fifth general manager in franchise history on January 21, 2014. Licht owns more than two decades of scouting and player personnel experience with six organizations. In 28 NFL seasons, including one as a coach, the clubs that Licht has worked for have amassed a 240-214 (.529) record, 13 playoff appearances, 11 division championships, five conference championships and two Super Bowl titles.

Since Licht took over the general manager role in Tampa Bay in 2014, the Buccaneers lead the NFL in most snaps played (114,185) and most games started (1,598) by a team's own first through fifth round draft picks during that span, exhibiting his sustained success through the NFL Draft over his tenure. Additionally, 28 of the 33 different players who started a game for Tampa Bay in 2023 were homegrown players. Since 2020 alone, the Buccaneers lead all NFC teams in total wins (47) and are the only team in the conference to reach the playoffs in each of the past four seasons, winning three consecutive NFC South division titles during that stretch.

In 2024, Licht locked in key 2023 free agent acquisition, quarterback Baker Mayfield, to a long-term contract extension following a season in which Mayfield was named to his first Pro Bowl and earned the PFWA Most Improved Player award. He was 1-of-2 players with 28+ passing touchdowns and 10-or-fewer interceptions in 2023, leading the Buccaneers to an NFC South division title and a spot in the NFC Divisional Round. Mayfield joined Tom Brady as the only players in team history to throw for 4,000+ yards, 25+ touchdowns and 10-or-fewer interceptions in a single season and capped off his first year with the Buccaneers by recording back-to-back postseason games with 300+ passing yards and three touchdowns. In addition to stabilizing the quarterback position, Licht re-signed franchise cornerstones linebacker Lavonte David, wide receiver Mike Evans and safety Antoine Winfield Jr., while bringing back fourth-round success story in safety Jordan Whitehead, who Licht originally drafted in 2018 and who became a starter on Tampa Bay's Super Bowl LV championship team.

With their performances during the 2023 season, Licht's 2014 and 2020 first-round draft picks – Evans and Wirfs – each earned Pro Bowl selections in 2023, in addition to 2020 second-round selection, Winfield Jr., earning AP first-team All-Pro accolades and Evans earning second-team All-Pro recognition. Evans notched his 10th consecutive season with 1,000 yards receiving and tied for the league lead in touchdown receptions (13). Winfield Jr. held a share of the league lead in both forced fumbles (six) and fumble recoveries (four), and became the first player since data became available in 1999 with 100+ tackles, three-plus interceptions, three-plus forced fumbles, three-plus fumble recoveries and 3.0+ sacks in a single season.

Throughout the 2023 offseason, Licht was tasked with navigating a complicated salary cap situation and finding a successor to Tom Brady following the quarterback's retirement, all while retooling a roster in search of its third consecutive NFC South division title. Through a series of extensions for inside linebacker Lavonte David, cornerback Jamel Dean and outside linebacker Anthony Nelson, plus value free agent signings in quarterback Baker Mayfield, running back Chase Edmonds, defensive lineman Greg Gaines and kicker Chase McLaughlin, Licht was able to successfully address team needs while abiding by league cap restrictions. McLaughlin was named first-team All-Pro by Pro Football Focus after setting a new single-season franchise record for field goal percentage (93.5%), converting 29-of-31 field goal opportunities in 2023.

The team's 2023 draft class produced seven players who played at least 13 games for Tampa Bay during their rookie season, providing the most total snaps by a 2023 NFL rookie class (5,560). First-round defensive lineman Calijah Kancey and third-round outside linebacker Yaya Diaby combined for 59 pressures, 22 tackles for loss, 20 quarterback hits and 11.5 sacks. Diaby led all rookies in tackles for loss in 2023, with 12, and tied for first in fumble recoveries (two), in addition to leading the Buccaneers in sacks. Meanwhile, Kancey was named the NFL Defensive Rookie of the Month for November, finishing his rookie campaign tied for second among rookies in tackles for loss (10), tied for fourth in quarterback hits (12) and sixth in quarterback pressures (33). Second-round guard Cody Mauch started all 17 games for Tampa Bay in his rookie season, while sixth-round cornerback Josh Hayes led all NFL players in special teams tackles in 2023 (14).

Tampa Bay's 2022 season saw the Buccaneers earn their second consecutive NFC South division title, marking the first time in franchise history that the organization garnered back-to-back division championships. The 2022 campaign signaled the final season of Tom Brady's career, concluding a three-year span with Tampa Bay that saw him lead the Buccaneers to 32 regular season wins, five postseason wins, two division titles and one Super Bowl Championship after he was signed by Licht as a free agent during the 2020 offseason. Brady finished his time in Tampa Bay as the organization's all-time leader in passer rating (98.1) and completion percentage (66.7%), while ranking second in passing touchdowns (108), pass completions (1,376) and yards per attempt (7.10), and third in pass attempts (2,062) and passing yards (14,643). The 2022 season also saw 2020 draftee Tristan Wirfs named to his second Pro Bowl, while garnering second-team All-Pro honors.

Licht navigated the 2022 offseason swiftly despite the retirement announcement of two offensive mainstays in tight end Rob Gronkowski and guard Ali Marpet. The first move came in March when the Buccaneers announced a trade with the New England Patriots for guard Shaq Mason. Following the trade came several re-signings of foundational pieces Licht either drafted or acquired through free agency. Pro Bowl center Ryan Jensen was the first to re-sign with the team, followed by cornerback Carlton Davis III and running back Leonard Fournette. Licht also secured one of the league's best wide receivers when he reached a multi-year extension with his 2017 third-round pick Chris Godwin.

In 2021, quarterback Tom Brady helped lead the Buccaneers to a 13-4 record while recording the best statistical season of his 22-year career, leading the league in both yards (5,316) and touchdowns (43). Brady was protected by three Pro Bowlers in center Ryan Jensen, guard Ali Marpet, and tackle Tristan Wirfs. The trio combined for 3,369 snaps and only allowed five sacks. Adding to the No. 1-ranked passing offense, Mike Evans set a career-high in touchdown catches (14), finishing second in the NFL. Evans' historic year was highlighted by an eighth consecutive 1,000-yard receiving season and his fourth Pro Bowl selection.

Defensively, Licht constructed a unit with Pro Bowlers at every level, with Shaquil Barrett receiving his second selection as a Buccaneer and Vita Vea, Devin White, and Antoine Winfield Jr. all receiving their first honor. In his third season, White led the team in total tackles (128) and tied for 10th in the NFL in solo tackles (87). Winfield Jr. led the league in fumble recoveries with three. Before wrapping up the regular season, Licht signed Vea to a contract extension, rewarding the nose tackle who bolstered the Buccaneers run defense to a top-three finish in three consecutive seasons from 2019-21.

During the 2021 offseason, Licht led the effort to retain all 22 starters from the Buccaneers' Super Bowl LV championship team, the first reigning champion to accomplish this feat in the salary cap era. This led to a franchise-record 13 regular-season wins and two home playoff games, including a Divisional Round appearance. Nine of those 22 starters were named to the Pro Bowl, tying a franchise record.

In 2020, the Tampa Bay Buccaneers defeated the Kansas City Chiefs, 31-9, at Raymond James Stadium in Super Bowl LV. Twelve of Tampa Bay's 22 starters in the Super Bowl were drafted by Licht, including all five members of the team's starting defensive backfield. All but two of the players on the team's championship roster were acquired by Licht. Brady, the game's most valuable player, was the most notable of many key acquisitions Licht made last offseason, propelling the Buccaneers to the second championship in franchise history.

In the 2020 regular season, Brady helped guide the team to an 11-5 record, while setting the franchise single-season record for touchdown passes, with 40. Brady also oversaw an offense that established franchise records for points scored (492) and total touchdowns (59).

Of the team's 14 postseason touchdowns, nine were scored by players acquired by Licht during the 2019 offseason, including all four touchdowns scored in Super Bowl LV. On the defensive side of the ball, outside linebackers Shaquil Barrett and Jason Pierre-Paul formed one of the league's most dominant pass-rushing duos, combining for the second-most sacks (45.5) by any NFL teammates from 2019-20.

Entering the 2020 season, Licht was able to make significant changes to the roster, despite offseason challenges brought on by the COVID-19 pandemic. Licht spearheaded the Buccaneers' first-ever virtual draft by selecting seven players, including offensive tackle Tristan Wirfs at No. 13 overall. Wirfs was selected to the PFWA All-Rookie Team in 2020 alongside second-round pick Antoine Winfield Jr. The Buccaneers were the only team in the NFL to have multiple draft picks selected to the All-Rookie Team in consecutive seasons from 2019-20. Licht was able to keep the defensive front seven together by placing the franchise tag on outside linebacker Shaquil Barrett and re-signing defensive tackle Ndamukong Suh and outside linebacker Jason Pierre-Paul. Pierre-Paul went on to earn a Pro Bowl selection in 2020. The most significant change came in March after signing six-time Super Bowl-winning quarterback Tom Brady in free agency and conducting a trade with New England to bring five-time Pro Bowl tight end Rob Gronkowski out of retirement. The 2020 season saw Evans - Licht's first ever draft selection as general manager - become the first player in NFL history to record 1,000+ receiving yards in each of their first seven seasons.

In 2019, Evans' fellow receiver Chris Godwin posted his first career 1,000-yard season and earned AP's second-team All-Pro honors. That season, the duo became the first pair of receiver teammates voted to the Pro Bowl since Arizona's Larry Fitzgerald and Anquan Boldin in 2009.

On the defensive side of the ball in 2019, outside linebacker Shaquil Barrett was named second team All-Pro and earned a Pro Bowl selection after setting a franchise record for single-season sacks with 19.5. Linebacker Devin White - the fifth overall pick in the 2019 NFL draft - was named Defensive Rookie of the Month in both November and December, in addition to making the PFWA All-Rookie Team alongside cornerback Sean Murphy-Bunting. Rookie cornerback Jamel Dean recorded 17 passes defended, tied for the fourth-most in the NFL, while second-year cornerback Carlton Davis recorded 19 passes defended, the second-most in the NFL.

During the 2019 offseason, Licht made a handful of changes to the team's defense, most notably adding free agent defensive lineman Ndamukong Suh, a five-time All-Pro and Pro Bowl selection. Suh - alongside 2018 first-round draft pick Vita Vea - helped anchor a Buccaneers defensive line that held opponents to the fewest rushing yards per game in 2019 (73.8 rush yards allowed per game). Licht also brought in outside linebacker Shaquil Barrett while spending the team's first five draft picks on the defensive side of the ball, including linebacker Devin White, selected with the fifth overall pick.

In 2019 offseason, Licht signed left tackle Donovan Smith to a contract extension, after having done the same with left guard Ali Marpet during the 2018 season. Marpet (61st overall) and Smith (34th overall) entered the league as second-round picks in the 2015 NFL Draft and went on to start 101 and 124 games, respectively for the Buccaneers in their careers.

In 2018, Mike Evans ranked third in the NFL in receiving yards and set a franchise single season record (1,524) one the way to earning his second career Pro Bowl selection. Prior to the 2018 season, Evans was rewarded with a contract extension.

In the 2018 offseason, Licht transformed the team's defensive line with the addition of Jason Pierre-Paul, Carl Nassib and Vita Vea. Pierre-Paul went on to lead the team in sacks with 12.5 - then the most by any Buccaneer player since 2005 (Simeon Rice, 14.0). Acquired through waivers from Cleveland, Nassib finished the season ranked second on the team in sacks, with 6.5. Five players from Licht's 2018 draft class were primary starters during the team's 2020 Super Bowl LV Championship season, including Vea (first round), cornerback Carlton Davis III (second round), running back Ronald Jones II (second round), guard Alex Cappa (third round) and safety Jordan Whitehead (fourth round).

In the 2017 NFL Draft, Licht selected three players who stepped into starting roles as rookies. The Buccaneers first-round pick, tight end O.J. Howard, started all 14 games he played in, tying for the team lead with six touchdown receptions - tied for the second-most among NFL rookies and the fourth-most ever by a Buccaneers rookie. The Buccaneers also got contributions from wide receiver Chris Godwin, who capped off his rookie season by earning NFC Offensive Player of the Week honors in Week 17 before becoming a full-time starter in 2018 and having putting forth his breakout season in 2019.

The Buccaneers finished the 2016 season at 9-7. Mike Evans earned his first career Pro Bowl selection after finishing the year with 96 catches for 1,321 yards and 12 touchdowns. His 12 touchdown catches tied his own franchise record (set in 2014) and were tied for the second-most in the NFL in 2016. His 96 catches were then the second-most in Buccaneers history and the sixth-most in the league that season, while his 1,321 yards were then the third-most ever by a Buccaneers player and ranked fourth in the NFL.

Another major contributor to the team's offense in 2016 was tight end Cameron Brate, who originally joined the team as a college free agent out of Harvard in 2014. Brate became an integral part of the Buccaneers offense over the course of his career, finishing with 273 receptions for 2,857 yards and 33 touchdowns in 126 games played for Tampa Bay. His 33 career touchdown receptions stand as the fourth-most in franchise history.

In 2015, Licht drafted quarterback Jameis Winston with the No. 1 overall pick. During Winston's five seasons with the team, he set franchise records for pass attempts (2,548), completions (1,563), passing yards (19,737) and passing touchdowns (121).

Licht joined the Buccaneers in 2014, on the heels of two seasons with Arizona as the vice president of player personnel, working under general manager Steve Keim, who earned NFL Executive of the Year honors from both Pro Football Talk and Sporting News. Licht's first draft pick with Tampa Bay, wide receiver Mike Evans, was selected seventh overall in the 2014 NFL Draft and went on to have a stellar rookie season, finishing with 68 receptions for 1,051 yards and 12 touchdowns and being named to the PFWA, NFL.com, ESPN.com and SI.com All-Rookie Teams.

Licht first worked for the Cardinals in 2008 as a personnel executive, before leaving to spend three seasons as director of pro personnel with New England. He returned to Arizona in 2012 as director of player personnel before being promoted to the vice president position.

In addition, Licht's career has intersected with some of the NFL's greatest head coaches, including Don Shula, Jimmy Johnson, Bill Belichick and Andy Reid. In all, Licht has worked alongside seven head coaches who have led a team to a Super Bowl (Shula, Johnson, Belichick, Reid, Bruce Arians, Pete Carroll, Lovie Smith, Ken Whisenhunt) and seven who have won AP Coach of the Year honors in their careers (Shula, Johnson, Belichick, Reid, Smith, Arians and Dom Capers).

While with Arizona, Licht worked directly with the head coach and general manager on player acquisition and contract negotiations, as well as leading the club's scouting efforts as he oversaw both the college and pro scouting departments. The 2013 season saw the Cardinals improve to 10-6 from a 5-11 campaign the previous year.

In 2008 Arizona won the NFC West and advanced to the Super Bowl. Licht then spent three seasons (2009-11) as director of pro personnel with the New England Patriots, where he was responsible for monitoring every NFL roster with an emphasis on scouting talent of upcoming pro free agents, while also maintaining depth on New England's roster. The Patriots were AFC East champions in each of those three seasons and advanced to the Super Bowl following the 2011 campaign.

Licht spent five years with the Philadelphia Eagles (2003-07), first serving as the club's assistant director of player personnel before being promoted to vice president of player personnel for his final two seasons. The team won three NFC East titles during that span and earned a berth in Super Bowl XXXIX.

Prior to joining Philadelphia, Licht enjoyed his first stint in New England, serving as a scout and assistant director of player personnel from 1999-2002, a stretch that included a victory in Super Bowl XXXVI. He was part of a front office that drafted core pieces of the team that won three Super Bowls in four seasons, such as Damien Woody, Kevin Faulk, Tom Brady, Richard Seymour, Matt Light, and Deion Branch.

Licht began his NFL career with the Miami Dolphins in 1995, where he worked as a scouting department assistant before spending the 1996 season as an offensive assistant/quality control coach. In 1997, he worked for National Football Scouting, a college football scouting service, before joining the Carolina Panthers' scouting staff in 1998.

Licht played linebacker and guard at the University of Nebraska from 1989-91 before transferring to Nebraska-Wesleyan, where he was an all-conference defensive tackle. He and his wife, Blair, have three children: Charlie, Zoe and Theo.

TODD BOWLES HEAD COACH



Todd Bowles enters his third season as head coach of the Tampa Bay Buccaneers following his three seasons as the team's defensive coordinator (2019-21).

Over his first two seasons, Bowles accomplished a feat that no one else has through their first two years as Buccaneers head coach, leading the team to consecutive playoff appearances and consecutive NFC South division titles.

Since joining the Buccaneers in 2019, Bowles' defenses have set the standard for rush defense, leading the league in both fewest rushing yards per game allowed (93.0) and fewest rush yards per attempt allowed (3.9), while limiting opponents to the fourth-fewest rushing touchdowns (55). He has led an opportunistic defense that ranks first in opponent fumble recoveries (59), first in strip sacks (41), first in quarterback hits (535), second in sacks (235), second in forced fumbles (82), second in tackles for loss (439), third in goal-to-go efficiency (66.9%), fifth in takeaways (128), fifth in red zone efficiency (53.7%), sixth in fewest yards per play allowed (5.2), eighth in fewest net passing yards allowed per attempt (6.4), tied for eighth in defensive touchdowns (11), ninth in fewest yards per game allowed (334.2), ninth in passes defended (360) and 10th in lowest third-down conversion rate against (38.1%).

In his five seasons with Tampa Bay, Bowles has coached eight different Buccaneers to Pro Bowl selections as either defensive coordinator or head coach: Shaquil Barrett (2019, 2021), Mike Evans (2023), Baker Mayfield (2023), Jason Pierre-Paul (2020), Vita Vea (2021), Devin White (2021), Antoine Winfield Jr. (2021) and Tristan Wirfs (2022, 2023).

In 2023, Bowles guided the NFL's eighth-youngest roster to an appearance in the NFC Divisional round, earning his first career playoff win as a head coach in a commanding 32-9 victory over the Philadelphia Eagles in the Super Wild Card Round. He inspired a 5-1 finish in the final six weeks of the regular season to secure Tampa Bay's spot in the playoffs.

A former defensive back himself, Bowles oversaw a breakout season for safety Antoine Winfield Jr. in 2023, earning him first-team All-Pro recognition from the Associated Press and Pro Football Focus. Since data is available dating back to 1999, Winfield Jr. is the lone player with 100+ tackles, three-or-more interceptions, three-or-more forced fumbles, three-or-more fumble recoveries and 3.0+ sacks in a single season. The defense as a whole finished top five in run defense for the fourth time in five seasons under Bowles and ranked seventh in scoring defense, limiting opponents to just 19.1 points per game in 2023.

On the offensive side of the ball, newly-signed quarterback Baker Mayfield had the best season of his NFL career, earning the 2023 Pro Football Writers of America Most Improved Player award and Pro Bowl honors after setting career highs in completions (364), completion percentage (63.4%), passing yards (4,044) and passing touchdowns (28). Mike Evans earned his fifth career Pro Bowl nod and continued his run as the NFL's most consistent receiver, recording his 10th consecutive season with 1,000+ receiving yards - the longest-such streak to begin a career and the second-longest streak overall in NFL history. Despite shifting from right tackle to left tackle, Tristan Wirfs earned his third Pro Bowl selection in just his fourth year in the NFL becoming just the second offensive lineman in franchise history with three consecutive Pro Bowl trips.

In 2022, Bowles led the Buccaneers to the NFC South title in his first year as the head coach in Tampa Bay, joining Jon Gruden as the only coaches in franchise history to accomplish that feat in year one. He was the play caller for a defense that finished top 10 in the NFL in total yards per game (324.3 opponent yards/game), yards per play (5.14 avg.), pass defense (203.5 passing yards allowed/game), net yards per attempt (6.1), sacks (45.0) and tackles for loss (89), while limiting opponents to the fifth-fewest first downs per game (18.5) and the sixth-lowest third down conversion percentage (36.9 percent).

On the other side of the ball, Tristan Wirfs made his second Pro Bowl as part of an offensive line unit that led the league in fewest sacks allowed/pass attempt (2.8%). In addition, Tampa Bay ranked second in the NFL in passing offense (279.8 yards/game) and boasted a pair of 1,000-yard receivers in Mike Evans and Chris Godwin. Godwin finished eighth in the NFL with his 104 receptions - the second-most in a single season in Buccaneers franchise history.

In his three seasons as defensive coordinator from 2019-2021, he transformed the unit into one of the most productive defenses in the NFL. Tampa Bay ranked third in the league in takeaways (82) and third in sacks (142), joining the Pittsburgh Steelers as the only teams to place in the top five of both categories. In addition to the sacks and takeaways under Bowles' guidance as defensive coordinator, the Buccaneers ranked first in rushing yards allowed per game (82.5), first in rushing yards per attempt (3.72), first in quarterback hits (352), first in defensive fumble recoveries (37), first in passes defended (241), second in strip sacks (26), third in tackles for loss (262), fourth in forced fumbles (52), tied for fourth in defensive touchdowns (nine), fifth in fewest yards per play allowed (5.13), fifth in passing yards per attempt allowed (6.78), sixth in red zone defense efficiency (54.7%), seventh in lowest third-down conversion rate allowed (37.6%), ninth in total defense (334.1 yards allowed per game) and ninth in goal-to-go efficiency (68.6%).

From 2020-21, the Buccaneers allowed the sixth-fewest points per game (21.5) and the fifth-fewest yards per game (329.4). In six postseason contests during that span, Tampa Bay tallied 16 takeaways - seven more than any other team. Bowles was the architect behind a historic defensive performance that catapulted the Buccaneers to a Super Bowl LV victory. His unit held the explosive Kansas City Chiefs' offense to nine points and without a touchdown for the first time in 54 games with Patrick Mahomes as the starting quarterback.

In 2021 alone, Bowles led a defense that finished first in the NFL in quarterback hits (123), third in rush defense (92.5 ypg), fifth in fewest points per game allowed (20.8), tied for fifth in takeaways (29), seventh in sacks (47.0), seventh in fewest yards per play allowed (5.16), eighth in tackles for loss (81), tied for eighth in interceptions (17) and tied for eighth in forced fumbles (16). Four Buccaneers defensive players earned Pro Bowl honors in 2021: outside linebacker Shaquil Barrett, nose tackle Vita Vea, linebacker Devin White and safety Antoine Winfield Jr. - the most in a single season on the defensive side of the ball since 2002.

COACHING

PLAYERS

2023 REVIEW

HISTORY

RECORDS

SIDELINES

In Tampa Bay's championship season in 2020, Bowles directed a defense that led the NFL in quarterback hits (142), tackles for loss (107) and takeaways (34), while tying for the league lead in sacks (58.0) between the regular season and postseason combined. During the regular season alone, the Buccaneers' defense ranked first in rushing yards allowed per game (80.6), tied for second in quarterback hits (116), tied for second in tackles for loss (91), tied for fourth in sacks (48.0), sixth in total yards allowed per game (3271) and eighth in points allowed per game (22.2). Additionally, the Buccaneers defense allowed the fifth-fewest first downs (19.9) and tallied the seventh-most sacks per pass attempt (7.78%).

In just his first two seasons, Bowles helped elevate a Buccaneers defense that ranked 27th in the NFL in yards per game allowed prior to his arrival to a team that finished sixth in that category in 2020. In the Super Bowl, Tampa Bay held the Kansas City Chiefs to just nine points – keeping a team that ranked sixth during the regular season in touchdowns out of the end zone. The nine points given up by the Buccaneers tied for the 10th-fewest in Super Bowl history.

Bowles helped mentor Winfield Jr. into PFWA All-Rookie team honors in 2020 and coached outside linebacker Jason Pierre-Paul to his third career Pro Bowl selection.

In his first season in Tampa Bay in 2019, Bowles quickly put an emphasis on stopping the run as he transformed the Buccaneers from the 24th-ranked run defense in 2018 (123.9 rush yards allowed per game) to the top run defense in the NFL in 2019, holding opponents to just 73.8 rushing yards per game and just 3.26 average yards per rush. The 1,181 rushing yards allowed by Tampa Bay in 2019 were the 11th-fewest all-time in a 16-game season. The front seven showed a knack for getting into the opposing backfield, tying for fifth in the NFL in tackles for loss.

The Buccaneers also led the NFL with 96 passes defended in 2019, tied for the league lead with six defensive touchdowns, ranked third with 21 forced fumbles and finished fifth with 28 takeaways.

In the secondary, Bowles guided a group of predominantly first and second-year players to a notable second-half turnaround in which the defense reduced its passing yards allowed per game from 293.5 in Games 1-8 to 246.8 in Games 9-16, while lowering its total yards allowed per game mark from 371.6 to 316.3 in that same span. The 316.3 total yards allowed per game was the sixth-best mark of any defense over its final eight games of the season.

Bowles' 2019 defense featured three players who took home end-of-season honors, led by Pro Bowl and AP second-team All-Pro outside linebacker Shaquil Barrett. Barrett set a team record with his league-leading 19.5 sacks in 2019, breaking Pro Football Hall of Famer Warren Sapp's team record of 16.5 set in 2000. The defense also featured two AP All-Rookie Team members: Sean Murphy-Bunting and Devin White. White led all rookies with 7.0 tackles per game and Sean Murphy-Bunting tied for the most interceptions by a rookie with three.

Bowles joined the Buccaneers after spending the previous four seasons as the head coach of the New York Jets (2015-18). Under Bowles, the Jets posted one of the best run defenses in the NFL, holding teams to just 4.00 yards per carry, the sixth-lowest figure in the NFL during that span, and allowing only 44 rushing touchdowns, tied for the eighth-least in that timeframe. Bowles' Jets defense also allowed opposing offenses to convert only 36.0 percent of third downs, the fourth-lowest mark in the league. Opposing passers completed just 60.6 percent of their passes against the Jets under Bowles, the third-lowest mark in the NFL.

Four different defensive players earned Pro Bowl berths under Bowles in New York, with cornerback Darrelle Revis and defensive lineman Muhammad Wilkerson being selected in 2015, defensive lineman Leonard Williams being nominated in 2016 and safety Jamal Adams voted to the game in 2018. The 2018 season also saw Jets return specialist Andre Roberts earn Pro Bowl distinction, along with being named first-team AP All-Pro as a kick returner.

Prior to serving as the head coach of the Jets, Bowles spent two seasons as the defensive coordinator of the Arizona Cardinals (2013-14), including winning Assistant Coach of the Year honors from the Pro Football Writers of America and the Associated Press in 2014. During Bowles' time in Arizona, the Cardinals' defense allowed the third-fewest rushing touchdowns (14), the fifth-fewest points per game (19.5) and the fifth-fewest rushing yards per game (96.6). Bowles' defenses in Arizona also showed a knack for taking the ball away, recording the fifth-most interceptions in the NFL (38) and the most defensive touchdowns in the league, with nine.

While Bowles led the Cardinals' defense, he saw cornerback Patrick Peterson earn first-team AP All-Pro honors in 2013 and earn Pro Bowl honors both years (2013-14). Defensive end John Abraham (2013), cornerback Antonio Cromartie (2014) and defensive end Calais Campbell (2014) each also earned Pro Bowl selections.

Bowles spent one year with the Philadelphia Eagles (2012), serving as the team's secondary coach before being named interim defensive coordinator for the final 10 games of the season. Philadelphia finished ninth in passing yards allowed (216.9 per game) that season.

Before joining the Eagles, Bowles worked as the assistant head coach/secondary coach for the Miami Dolphins for four seasons (2008-11). In the 2011 season, he was named interim head coach for the final three games of the year, going 2-1. Under Bowles' tutelage, Miami's secondary held opposing quarterbacks to a 58.1 completion percentage over that span, the seventh-lowest mark in the NFL.

Prior to his time in Miami, Bowles worked as the defensive backs coach for the Dallas Cowboys (2005-07), coaching three different players to the Pro Bowl (safety Ken Hamlin, cornerback Terence Newman and safety Roy Williams).

His NFL coaching career began in 2000 as the defensive backs coach of the New York Jets, coaching a unit that allowed just 18.3 passing yards per game, the sixth-lowest in the NFL. Following his season in New York, Bowles spent four years with the Cleveland Browns, working as the team's defensive nickel package coach (2001-03) and secondary coach (2004). In 2001, the team set a franchise record with 33 interceptions and in 2004, the Browns allowed the fifth-fewest passing yards in the NFL (181.3 per game).

Before coaching in the NFL, Bowles spent one season as the defensive coordinator at Morehouse College (1997) and two seasons as the defensive coordinator at Grambling State (1998-99).

Bowles played collegiately at Temple and, despite going undrafted in the 1986 NFL Draft, played eight years in the NFL, with the Washington Redskins (1986-90; 1992-93) and the San Francisco 49ers (1991). He was a starter on the 1987 Redskins team that won Super Bowl XXII. Following his retirement as a player, Bowles spent two seasons (1995-96) with the Green Bay Packers player personnel department.

A native of New Jersey, Bowles and his wife, Taneka, have three sons, Todd Jr., Troy and Tyson. Todd Jr. currently plays collegiate football at Long Island, while Troy plays his collegiate football career at Georgia. The Bowles family is actively involved in the Tampa Bay community supporting organizations including Autism Speaks, The Spring of Tampa Bay, Big Brothers Big Sisters of Tampa Bay, and the Tampa Bay Buccaneers Foundation.

YEARS

1982-85
1986-90
1991
1992-93
1995-96
1997
1998-99
2000
2001-03
2004
2005-07
2008-11
2011
2012
2013-14
2015-18
2019-21
2022-

POSITION

Temple, Player
Washington Redskins, Player
San Francisco 49ers, Player
Washington Redskins, Player
Green Bay Packers, College Scouting Assistant
Morehouse College, Defensive Coordinator/Secondary
Grambling State, Defensive Coordinator/Defensive Backs
New York Jets, Defensive Backs
Cleveland Browns, Defensive Nickel Package
Cleveland Browns, Secondary
Dallas Cowboys, Defensive Backs
Miami Dolphins, Assistant Head Coach/Secondary
Miami Dolphins, Interim Head Coach
Philadelphia Eagles, Secondary/Interim Defensive Coordinator
Arizona Cardinals, Defensive Coordinator
New York Jets, Head Coach
Tampa Bay Buccaneers, Defensive Coordinator
Tampa Bay Buccaneers, Head Coach

LIAM COEN

OFFENSIVE COORDINATOR



Coen begins his first season as offensive coordinator with the Tampa Bay Buccaneers in 2024.

Coen brings 14 years of coaching experience to Tampa Bay, including four years at the NFL level - all with the Los Angeles Rams. He joins the Buccaneers from the University of Kentucky, where he served as the program's offensive coordinator and quarterbacks coach for the 2023 and 2021 seasons. Prior to his most recent stint with the Wildcats, Coen was the Rams' offensive coordinator in 2022 after spending time as the club's assistant quarterbacks coach (2020) and assistant wide receivers coach (2018-19).

During his time at the University of Kentucky, Coen put forth two of the highest-scoring single seasons in school history. The 2021 Wildcats team amassed 56 total touchdowns while the 2023 Wildcats team scored 50 total touchdowns - two of the six instances in the 108-year program history in which they have scored 50-or-more touchdowns in a single season. On top of the scoring production, Coen's teams were one of the most efficient in the SEC, amassing over 425 net yards of offense per game in 2021 and recording a school-record 8.0 yards per touch during the 2023 campaign. Coen helped bring the Wildcats to new heights, leading them to a combined 17 wins across his two seasons there, and contributing to the fourth 10-win season in school history.

In his two seasons at Kentucky, Coen coached a pair of quarterbacks who were drafted into the NFL in Will Levis (Tennessee Titans, 2023) and Devin Leary (Baltimore Ravens, 2024). The last Kentucky quarterback to be drafted and appear in an NFL game prior to Levis was Tim Couch (1999). Overall, as a collegiate coach, Coen has coached five different quarterbacks who earned at least a chance to compete for an NFL roster spot including: Dan Collins (Maine), Blake Frohnapfel (Massachusetts), Leary (Kentucky), Levis (Kentucky) and Kyle Newhall-Caballero (Brown). Additionally, under Coen's mentorship, wide receiver Wan'Dale Robinson set school records in his final season with 104 receptions and 1,334 receiving yards in his final season in 2021 to earn All-SEC and All-America recognition from various outlets.

Holding multiple positions with the Rams from 2018-20 and 2022, Coen contributed to an offense that ranked among league leaders across those seasons in passing yards per game (248.1; sixth), completions (1,504; 10th), first downs per game (21.4; 10th), third-down conversion rate (41.9%; eighth), goal-to-go efficiency (75.2%; ninth), rushing touchdowns (77; fourth), and fewest sacks allowed (139; eighth).

As assistant wide receivers coach in 2018, Coen helped guide Robert Woods and Brandin Cooks, who each topped 1,200 yards that season on the way to a Super Bowl appearance. The following year, Woods and Cooper Kupp each surpassed 1,100 receiving yards, marking the latter's first 1,000-yard campaign. In 2022, Coen worked with quarterback Baker Mayfield for five games, including a Week 14 Thursday night victory over the Las Vegas Raiders, for which Mayfield earned NFC Offensive Player of the Week Honors after orchestrating a game-winning drive with less than a minute remaining, just two days after joining the organization.

Prior to his time with the Rams, Coen spent two seasons as the offensive coordinator for the University of Maine (2016-17). He came to the University of Maine from the University of Massachusetts (2014-15), where he had served as the quarterbacks coach and passing game coordinator. Coen also spent three years as the quarterbacks coach at Brown University (2010, 2012-13) and one year as the quarterbacks coach and passing game coordinator at the University of Rhode Island (2011).

Before getting into coaching, Coen played quarterback at the University of Massachusetts. He was inducted into the school's Hall of Fame in 2022 and holds the program records for completions (830), attempts (1,302), completion percentage (63.7), passing yards (11,031), yards per attempt (8.5), passing touchdowns (90), and passer rating (150.7). He graduated in 2008 with a degree in communications. A native of Wakefield, Rhode Island, Coen and his wife, Ashley, have two sons, Jackson and Callahan.

COEN AT A GLANCE

YEARS

2004-08
2009
2010
2011
2012-13
2014-15
2016-17
2018-19
2020
2021
2022
2023
2024-

POSITION

Massachusetts, Player
Alabama Vipers (AFL), Player
Brown, Quarterbacks
Rhode Island, Quarterbacks
Brown, Quarterbacks
Massachusetts, Pass Game Coordinator/Quarterbacks
Maine, Offensive Coordinator/Quarterbacks
Los Angeles Rams, Assistant Wide Receivers
Los Angeles Rams, Assistant Quarterbacks
Kentucky, Offensive Coordinator/Quarterbacks
Los Angeles Rams, Offensive Coordinator
Kentucky, Offensive Coordinator/Quarterbacks

Tampa Bay Buccaneers, Offensive Coordin

LARRY FOOTE
PASS GAME COORDINATOR/INSIDE LINEBACKERS



Larry Foote enters his sixth season with the Buccaneers in 2024, and his third as pass game coordinator/inside linebackers coach, following three seasons as the team's outside linebackers coach.

In 2023, 12-year veteran inside linebacker Lavonte David was the lone NFL player with 100+ tackles, 15+ tackles for loss and 3.0+ sacks and he collected his tenth 100-tackle season, leading the Buccaneers in total tackles (133), solo tackles (86) and tackles for loss (17). His 17 tackles for loss tied for seventh in the NFL in 2023 and first among non-edge rushers. In two seasons with Foote as his position coach (2022-23), David ranks tied for 10th in solo tackles (166) and 11th in total tackles (258) among all players, while generating the second-most tackles for loss (27) among inside linebackers during that span. As a unit, the Buccaneers 2023 defense ranked seventh in scoring defense, limiting opponents to just 19.1 points per game in 2023.

In his first season as pass game coordinator in 2022, Tampa Bay's pass defense (203.6 opponent passing yards/game) finished ninth in the NFL, posting the team's first season with a top 10 pass defense since 2010. The Buccaneers limited opponents to just 6.65 yards per pass attempt, which was the sixth-best mark in the league.

Additionally, during Foote's first season working with the inside linebackers in 2022, both David and Devin White surpassed the 100-tackle mark, finishing tied for the team lead with 124 tackles each. David led the team with 10 tackles for loss, while White led the team with 16 quarterback hits and three fumble recoveries. White was named NFC Defensive Player of the Month for September and later tacked on NFC Defensive Player of the Week accolades for his multi-sack performance in Week 10.

In 2021, outside linebacker Shaquil Barrett earned a Pro Bowl selection for the second time after recording 10.0 sacks and becoming one of four players in Buccaneers history with multiple 10.0-sack seasons - both of which came under Foote for Barrett.

In Barrett's three seasons with Foote as his position coach from 2019-21, Barrett ranked second in the NFL in strip sacks (11), fourth in sacks (37.5), fourth in tackles for loss (41), tied for fourth in forced fumbles (11) and fifth in quarterback hits (75), joining 2021 Defensive Player of the Year T.J. Watt as the only two players to rank in the top five in each of those five categories during that span.

Over his first two seasons after taking over in Tampa from 2020-21, Foote's starting outside linebacker tandem of Barrett and Jason Pierre-Paul ranked second among all pass-rushing duos in sacks with 45.5. During the 2020 regular season alone, the pairing combined for 112 tackles (18 tackles for loss), 30 quarterback hits, 17.5 sacks, nine passes defended, six forced fumbles, two fumble recoveries and two interceptions. Pierre-Paul earned his first Pro Bowl nod as a member of the Buccaneers in the 2020 season.

During the 2020 regular season, the Buccaneers' defense ranked first in rushing yards allowed per game (80.6), tied for second in quarterback hits (116), tied for second in tackles for loss (91), tied for fourth in sacks (48.0), sixth in total yards allowed per game (327.1) and eighth in points allowed per game (22.2).

Foote's outside linebackers unit continued to thrive during Tampa Bay's four-game playoff run to a Super Bowl LV victory, including a 5.0-sack performance in the NFC Championship Game victory over Green Bay. In that game, Barrett tied the single-game playoff franchise record with 3.0 sacks, while Pierre-Paul's 2.0 sacks tied for the third-most in team history. Barrett stands tied for third all-time in career playoff sacks by a Buccaneers player with his 4.0 from 2020, while Pierre-Paul is tied for fifth with 2.0.

In Foote's first season in charge of the Buccaneers outside linebacker corps, the position group combined for 35 of the team's 47 sacks. Those 47 takedowns were then the second-most by a Tampa Bay unit since sacks became an official statistic in 1982.

Barrett secured his first Pro Bowl appearance in 2019 after registering 19.5 sacks to surpass Warren Sapp (16.5 in 2000) for the single-season franchise record. While Barrett led the league in sacks in his first season under Foote's guidance, Jason Pierre-Paul tacked on 8.5 sacks in just 10 games played.

Prior to arriving in Tampa Bay, Foote spent the previous four seasons coaching with the Arizona Cardinals (2015-18), first working as the team's inside linebackers coach (2015-17) before being elevated to linebackers coach in 2018. Foote helped oversee the conversion of Deone Bucannon from a college safety to a linebacker, with Bucannon leading the team in tackles in 2015, while adding three sacks and three forced fumbles. The Cardinals defense finished in the top 10 of the NFL in yards allowed for three straight seasons (2015-17) while Foote was a part of the staff.

Before beginning his coaching career, Foote spent 13 years playing in the NFL (2002-14), including 11 seasons with the Pittsburgh Steelers (2002-08, 2010-13). During his time with the Steelers, Foote was a part of two Super Bowl Championships (XL, XLIII). Foote spent his first seven seasons in Pittsburgh, before playing for his hometown Detroit Lions for one season (2009). He then returned to the Steelers for four seasons before finishing his career with the Cardinals in 2014. In his 13 seasons, Foote played in 187 games, with 912 tackles, 25 sacks, 10 forced fumbles, six fumble recoveries and four interceptions. He also played in 17 postseason games.

A Detroit native, Foote played collegiately at Michigan, earning All-American honors as a senior.

FOOTE AT A GLANCE

YEARS

1998-2001
2002-08
2009
2010-13
2014
2015-18
2019-21
2022-

POSITION

Michigan, Player
Pittsburgh Steelers, Player
Detroit Lions, Player
Pittsburgh Steelers, Player
Arizona Cardinals, Player
Arizona Cardinals, Inside Linebackers
Tampa Bay Buccaneers, Outside Linebackers
Tampa Bay Buccaneers, Pass Game Coordinator/Inside Linebackers

THOMAS MCGAUGHEY

SPECIAL TEAMS COORDINATOR



Thomas McGaughey enters his first season as special teams coordinator with the Tampa Bay Buccaneers in 2024.

McGaughey joined Tampa Bay with 17 years of NFL coaching experience, including nine as a special teams coordinator for the New York Giants (2018-23), Carolina Panthers (2016-17), San Francisco 49ers (2015) and New York Jets (2014). He held previous roles in the NFL as an assistant special teams coach with the Giants (2007-10), Denver Broncos (2005-06) and Kansas City Chiefs (2002). In addition, McGaughey spent six total seasons coaching in the collegiate ranks at Louisiana State University (2011-13) and the University of Houston (1997, 2003-04).

Over the past six seasons with the Giants, McGaughey has found success working with the kicker position as New York ranked sixth from 2018-23 in team field goal percentage (87.1%). From 50 yards or more, the Giants converted 29-of-38 field goal attempts during that span, ranking second in 50+-yard field goal percentage (76.3%) and fourth in total 50+-yard field goals made. In 2022 alone, Graham Gano set a new single-season franchise record with eight 50+-yard field goals made, while in 2018, McGaughey coached Aldrick Rosas to a franchise record for single-season field goal percentage (97.0%), earning him his first Pro Bowl selection. Former NFL safety Michael Thomas also reached the Pro Bowl in 2018 under McGaughey's guidance, leading the team with nine special teams tackles.

From 2018-23, McGaughey's special teams group also ranked fifth in the NFL in fewest opponent yards per kick return (21.2) and ninth in fewest opponent yards per punt return (7.8).

McGaughey was a member of the coaching staff for the Super Bowl XLII championship team in 2007 during his initial stint with the Giants. The following year, all three specialists earned Pro Bowl recognition under McGaughey: kicker John Carney, punter/holder Jeff Feagles and long snapper Zak DeOssie.

In his playing career, McGaughey spent time with the Cincinnati Bengals and Philadelphia Eagles in 1996 prior to landing with the Barcelona Dragons of NFL Europe in 1997, winning the World Bowl that season.

McGaughey was a two-sport athlete at the University of Houston (1991-95), competing in both football and track and field. He was named a special teams captain on the football team in his senior season. Following his playing career, McGaughey returned to Houston as a graduate assistant in 1997 before taking a job as the defensive backs and special teams coach at Willowridge High School (Houston) from 1998-2001.

McGaughey has two sons, Thomas (Trey) and Trenton, and one daughter, Taylor.

MCGAUGHEY AT A GLANCE

YEARS

1991-95
1996
1996
1997
1997
1998-2001
2002
2002
2003
2004
2005-06
2007-10
2011-13
2014
2015
2016-17
2018-23
2024-

POSITION

Houston, Player
Cincinnati Bengals, Player
Philadelphia Eagles, Player
Barcelona Dragons (NFL Europe), Player
Houston, Graduate Assistant
Willowridge High School (Houston), Defensive Backs/Special Teams
Scottish Claymores (NFL Europe), Defensive Backs/Special Teams
Kansas City Chiefs, Assistant Special Teams
Houston, Special Teams Coordinator
Houston, Special Teams Coordinator/Cornerbacks
Denver Broncos, Assistant Special Teams
New York Giants, Assistant Special Teams
Louisiana State, Special Teams Coordinator/Defensive Assistant
New York Jets, Special Teams Coordinator
San Francisco 49ers, Special Teams Coordinator
Carolina Panthers, Special Teams Coordinator
New York Giants, Special Teams Coordinator
Tampa Bay Buccaneers, Special Teams Coordinator

KACY RODGERS

RUN GAME COORDINATOR/DEFENSIVE LINE



Kacy Rodgers enters his sixth season as defensive line coach with the Tampa Bay Buccaneers in 2024, and his third season as run game coordinator.

For the fourth time in five seasons with Rodgers on staff, the Buccaneers finished as a top five run defense in 2023, limiting opponents to 95.3 rush yards per contest. Tampa Bay also kept its opponents below 4.0 yards per carry, marking the third time accomplishing that feat in Rodgers' five years with the team. In addition, the Buccaneers defense finished second in fumble recoveries (12), tied for fourth in strip sacks (9), sixth in forced fumbles (18), tied for sixth in fewest touchdowns allowed (34), sixth in tackles for loss (91) and tied for seventh in sacks (48.0). In the red zone, Tampa Bay led the league in tackles for loss (25), while ranking tied for second in in-run touchdowns allowed (23), second in sacks (8.0) and fifth in fewest yards per play against (2.3).

After a career year in 2021, nose tackle Vita Vea re-established career highs across the board in 2022, with a team-high 6.5 sacks, in addition to 13 quarterback hits, seven tackles for loss, one forced fumble and one fumble recovery. Rodgers' front limited opponents to the sixth-worst third-down conversion rate (36.9%), in addition to the defense finishing fifth in the NFL in fewest first downs allowed per game (18.5), tied for sixth in tackles for loss (89), tied for seventh in sacks (45.0), tied for ninth in fewest opponent yards per game (324.3) and 10th in fewest opponent yards per play (5.1). According to the Elias Sports Bureau, the Buccaneers also ranked second in three-and-outs, fourth in creating second-and-8+ and sixth in defensive stops behind the line of scrimmage.

In 2021, Rodgers coached Vea to the first Pro Bowl of his career, after he posted or tied career highs in solo tackles (22), sacks (4.0), quarterback hits (12) and tackles for loss (five). Rodgers' unit was the front line for a defense that finished third in the NFL in run defense, allowing just 92.5 rushing yards per game. It marked the third consecutive season under Rodgers in which the Buccaneers finished top three in the NFL in run defense. In addition, Tampa Bay led the league in quarterback hits (123) and finished seventh in sacks (47.0), seventh in fewest yards per play allowed (5.16) and eighth in tackles for loss (81).

In his second season in Tampa Bay, Rodgers earned John Teerlinck Defensive Line Coach of the Year honors in 2020 – an award given annually to the league's top defensive line coach, as voted on by coaches across the league. He led a Super-Bowl winning defensive line unit that led the NFL against the run for the second consecutive season, limiting opponents to 80.6 rushing yards per game and 3.6 yards per carry in the regular season. Tampa Bay held its opponents to fewer than 100 rushing yards an NFL-best 12 times in 2020. In Super Bowl LV, the Buccaneers defense kept the Chiefs offense out of the endzone, while tallying a Super Bowl-record 29 quarterback pressures.

Additionally, the Buccaneers tallied 48.0 regular season sacks in 2020 – the second-most in team history – and 58.0 total sacks between the regular season and postseason combined, which tied for the NFL lead. Under Rodgers' guidance, veteran defensive lineman William Gholston had a career-high 20 quarterback hits in 2020, the sixth-most in the NFL by an interior defensive lineman in 2020. Ndamukong Suh also recorded 6.0 sacks in 2020 – his most in a season since 2015 – and 19 quarterback hits, which ranked tied for seventh-most by an interior defensive lineman.

Under Rodgers' watch, the defensive line set the foundation for the NFL's top run defense, which limited its opponents to 73.8 rushing yards per game and 3.26 yards per carry in 2019. In his 10th NFL season, Ndamukong Suh posted single-season career highs with four fumble recoveries (43 return yards) and two defensive touchdowns. His four fumble recoveries tied for the second most in a single season in team history. Suh added 14 quarterback hits in 2019, which ranked seventh among all interior defensive linemen, while Vita Vea ranked 11th with 12 quarterback hits of his own. Additionally, the defensive line helped the Buccaneers defense to 47 sacks in 2019, which was the second highest single-season sack total in team history.

Rodgers spent four seasons serving as the defensive coordinator of the New York Jets (2015-18), working under Buccaneers Head Coach Todd Bowles, then the Jets' head coach. The Jets defense under Rodgers and Bowles posted one of the best run defenses in the NFL, holding teams to just 4.00 yards per carry, the sixth-lowest figure in the NFL during that span, and allowing only 44 rushing touchdowns, tied for the eighth-least in that timeframe. Rodgers helped defensive lineman Muhammad Wilkerson earn a Pro Bowl berth in 2015, after posting a career-high 12.0 sacks, and helped defensive lineman Leonard Williams – the team's 2015 first-round pick – earn a Pro Bowl berth in 2016. Under Rodgers, Williams posted the fifth-most quarterbacks hits of any interior defensive lineman (64) from 2015-18.

Prior to his time with the Jets, Rodgers spent seven seasons coaching the defensive line in Miami (2008-14). During his time with the Dolphins, the team posted 287 sacks, the third-highest mark in the NFL, while allowing the eighth-fewest yards per carry (4.02) during that span. Rodgers helped guide defensive tackle Paul Soliai (2012), defensive tackle Randy Starks (2010, 2012) and defensive end Cameron Wake (2010, 2012-14) to Pro Bowl selections. Wake, who also earned three AP All-Pro selections under Rodgers (first team, 2012; second team, 2010 and 2014), ranked third in the NFL in sacks from 2009-14, with 63.0.

Rodgers began his NFL coaching career with the Dallas Cowboys, first working as the team's defensive tackles coach (2003-04) before taking over as the defensive line coach (2005-07). In four of Rodgers' five seasons in Dallas, the team ranked inside the NFL's top 10 for rush defense, notably finishing sixth in the league in 2007. He coached defensive tackle La'Roi Glover to three consecutive Pro Bowl appearances from 2003-05.

Prior to his time in the NFL, Rodgers coached collegiately, first working at Tennessee-Martin (1994-97) before going to Louisiana-Monroe (1998), Middle Tennessee State (1999-2001) and Arkansas (2002).

A native of Humboldt, Tennessee, Rodgers played collegiately at Tennessee. He spent training camp with the Pittsburgh Steelers in 1992 and played for the Shreveport Pirates of the Canadian Football League in 1994 before retiring. Rodgers was inducted into the Gibson County Hall of Fame in 2004 and later the Humboldt Hall of Fame in 2018. Rodgers is the proud father to Kacy Rodgers II. Rodgers II and his wife, Alex, gave Rodgers his first grandchild, Kali.

RODGERS AT A GLANCE

YEARS

1988-91
1992
1994
1994-96
1997
1998
1999
2000-01
2002
2003-04
2005-07
2008-14
2015-18
2019-21
2022-

POSITION

Tennessee, Player
Pittsburgh Steelers, Player
Shreveport Pirates (CFL), Player
Tennessee-Martin, Defensive Line
Tennessee-Martin, Assistant Head Coach/Defensive Line
Louisiana-Monroe, Defensive Line
Middle Tennessee State, Defensive Line
Middle Tennessee State, Assistant Head Coach/Defensive Line
Arkansas, Defensive Line
Dallas Cowboys, Defensive Tackles
Dallas Cowboys, Defensive Line
Miami Dolphins, Defensive Line
New York Jets, Defensive Coordinator
Tampa Bay Buccaneers, Defensive Line
Tampa Bay Buccaneers, Run Game Coordinator/Defensive Line

TIM ATKINS

ASSISTANT SECONDARY



Tim Atkins begins his sixth season with the Tampa Bay Buccaneers in 2024, and his third as assistant secondary coach. He spent his first three seasons with Tampa Bay working as the team's defensive quality control coach.

In 2023, Atkins was a member of a secondary staff that oversaw a first-team All-Pro season from safety Antoine Winfield Jr., in which he amassed 122 tackles (six for loss), 12 passes defended, eight quarterback hits, 6.0 sacks, six forced fumbles, four fumble recoveries and three interceptions. Tampa Bay's defense finished the year ranked seventh in scoring defense (19.1), while allowing the sixth-fewest opponent touchdowns (34).

During Atkins' first season as the assistant secondary coach for the Buccaneers in 2022, Tampa Bay finished sixth in the NFL in fewest passing yards allowed per attempt (6.65) and 10th in fewest total passing yards allowed (3,461). The 2022 opponent total marked the fewest passing yards allowed by the Buccaneers since the 2010 season when they allowed 3,216 yards. In addition, the Buccaneers defense combined for a total of 58 passes defended, 10 interceptions, and held opponent quarterbacks to a 63.9 completion percentage. Antoine Winfield Jr. tied for second in the NFL among safeties in both sacks (4.0) and tackles for loss (seven).

In Atkins' final season in charge of quality control efforts for the Buccaneers in 2021, Tampa Bay finished third in the NFL in fewest rushing yards allowed per game (92.5), seventh in fewest yards per play allowed (5.16), fifth in goal-to-go efficiency (62.1 percent) and 10th in red zone efficiency (52.5 percent). In addition, the Buccaneers led the NFL in quarterback hits (123), ranked tied for fifth in takeaways (29), seventh in sacks (47.0), eighth in tackles for loss (81) and tied for eighth in forced fumbles (16).

During Tampa Bay's 2020 title season, Atkins contributed to a defense that led the league in rush defense (80.6 rush yards allowed per game) for the second-consecutive season, while also ranking sixth in total yards allowed per game (327.1) and eighth in points allowed per game (22.2). Additionally, the Buccaneers defense allowed the fifth-fewest first downs (19.9) and tallied the seventh-most sacks per pass attempt (7.78%).

In his first year in Tampa Bay, Atkins led quality control efforts for a defense that finished first against the run and fifth in takeaways. In addition, Tampa Bay's defense made a noticeable second-half turnaround as it lowered its yards per game allowed average from 371.6 yards per game through the first eight games to 316.3 over the final eight games, which ranked eighth in the NFL from Weeks 9-17.

Atkins followed Buccaneers Head Coach Todd Bowles to Tampa Bay, who he worked under for three seasons (2016-18) as defensive quality control coach for the New York Jets. Prior to his time with the Jets, Atkins charted games for the Cleveland Browns for two seasons (2014-15) and served as a Buffalo Bills defensive assistant from 2011-12. That followed a one-season stint with the UFL's Florida Tuskers (2010). Atkins broke into the NFL as a defensive assistant for the Miami Dolphins from 2006-08 before becoming a defensive graduate assistant at Florida Atlantic University (2008-09). He also coached on the collegiate level for Whittier College as wide receivers coach (2005) and safeties coach (2004).

ATKINS AT A GLANCE	
YEARS	POSITION
2001-03	Hamilton (Arizona) High School, Assistant Defensive Backs
2004	Whittier College, Safeties/Video Coordinator
2005	Whittier College, Wide Receivers/Video Coordinator
2006	Miami Dolphins, Staff Assistant
2007	Miami Dolphins, Defensive Assistant
2008	Florida Atlantic, Volunteer
2008-09	Florida Atlantic, Graduate Assistant
2010	Florida Tuskers (UFL), Defensive Quality Control
2011-12	Buffalo Bills, Assistant
2014-15	Cleveland Browns, Game Charter
2016-18	New York Jets, Defensive Quality Control
2019-21	Tampa Bay Buccaneers, Defensive Quality Control
2022-	Tampa Bay Buccaneers, Assistant Secondary

CORY BICHEY

ASSISTANT STRENGTH & CONDITIONING



Cory Bichey begins his fifth season as assistant strength and conditioning coach with the Tampa Bay Buccaneers in 2024. He was a member of the coaching staff for Tampa Bay's Super Bowl LV victory in his first season with the team.

Bichey joined the team following two years (2018-2019) at Mississippi State. He began his time with the Bulldogs football program as the assistant strength and conditioning coach under current Buccaneers Head Strength & Conditioning Coach Anthony Piroli in 2018, before being elevated to head strength and conditioning coach for Mississippi State football in 2019, following Piroli's departure to Tampa Bay. Previously, Bichey worked on the strength and conditioning staff at Arkansas from 2013-17, after spending a year as a graduate assistant for Cincinnati (2012-13).

Bichey graduated from Indiana State University with a bachelor's degree in exercise science and minor in strength and conditioning (2012). He was a four-year letterwinner as an offensive lineman for Indiana State from 2008-12.

BICHEY AT A GLANCE	
YEARS	POSITION
2008-12	Indiana State University, Player
2012-13	University of Cincinnati, Graduate Assistant
2013-14	University of Arkansas, Assistant Strength & Conditioning
2015-17	University of Arkansas, Associate Strength & Conditioning
2018	Mississippi State University, Assistant Strength & Conditioning
2019	Mississippi State University, Head Strength & Conditioning
2020-	Tampa Bay Buccaneers, Assistant Strength & Conditioning

KEVIN CARBERRY

OFFENSIVE LINE



Kevin Carberry begins his first season as offensive line coach with the Tampa Bay Buccaneers in 2024.

Carberry joined the Buccaneers after spending the 2023 season with the New Orleans Saints as the team's assistant offensive line coach. The Saints, led by Pro Bowl center Erik McCoy, tied for the fifth-fewest quarterback hits allowed in the NFL in 2023 (76), while limiting opponents to the eighth-fewest sacks (35).

Prior to his season in New Orleans, Carberry spent two seasons as the offensive line coach for the Los Angeles Rams during which he helped guide the Rams to a Super Bowl LVI victory to cap off the 2021 season. That season, Carberry's unit limited opposing defenses to the fourth-fewest quarterback hits (74) and tied for the sixth-fewest sacks allowed (31), in addition to ranking seventh in fewest sacks allowed per pass attempt (4.9%). In the 2021 playoffs, the Rams averaged 388.5 yards per game on the way to their Super Bowl title.

Carberry made his NFL coaching debut as an offensive assistant with the Dallas Cowboys in 2014. That season, he assisted an offensive unit that helped propel running back DeMarco Murray to a league-leading 1,845 rushing yards, in addition to winning the NFC East division title. Following his stint in Dallas (2014-15), Carberry joined Bill Callahan in Washington, where he spent two seasons as the assistant offensive line coach. In Washington in 2016, the team limited opponents to the fourth-fewest sacks (23) and boasted the NFL's third-ranked offense that season, averaging 403.4 yards per game. Brandon Scherff and Trent Williams each earned Pro Bowl trips under Carberry's tutelage.

In the collegiate ranks, Carberry has held coaching roles at Stanford (2018-20), Stephen F. Austin (2012-13) and Kansas (2009-11). As the offensive line coach at Stanford, Carberry coached four players to All-Pac-12 honors. The Cardinal finished 9-4 in 2018, winning the Sun Bowl. During the shortened 2020 season, Stanford went 4-2, ranking third in the Pac-12 with 420.0 yards of offense per game. He began his coaching career as a varsity assistant at his alma mater, St. Rita High School (Chicago), coaching them to an Illinois state title in 2006. He later coached two seasons at St. Ignatius College Prep (Chicago) while also playing in the AFL for the New York Dragons (2007) and Philadelphia Soul (2008), winning a 2008 Arena Bowl Championship in his lone year in Philadelphia.

Carberry competed in his first NFL training camp with the Cleveland Browns in 2005 before spending the season on the Detroit Lions practice squad. He later spent the 2006 training camp with the Carolina Panthers prior to landing with the Berlin Thunder of NFL Europe in the spring of 2006.

Carberry is a native of Oak Lawn, Illinois, and was a four-year player at Ohio University (2002-05), earning All-MAC honors as a senior. He later earned his Master's of Sport Administration degree from the University of Kansas. He and his wife, Emily, have one son, Frank, and one daughter, Elizabeth.

CARBERRY AT A GLANCE

YEARS

2002-05
2005
2005
2006
2006
2006
2007
2008
2007-08
2009-11
2012-13
2014-15
2016-17
2018-20
2021-22
2023
2024-

POSITION

Ohio, Player
Cleveland Browns, Player
Detroit Lions, Player
Berlin Thunder (NFL Europe), Player
St. Rita High School (Chicago), Varsity Assistant
New York Dragons (AFL), Player
Philadelphia Soul (AFL), Player
St. Ignatius College Prep (Chicago), Defensive Coordinator/Defensive Line/Linebackers
Kansas, Defensive Graduate Assistant
Stephen F. Austin, Defensive Ends
Dallas Cowboys, Offensive Assistant
Washington (NFL), Assistant Offensive Line
Stanford, Run Game Coordinator/Offensive Line
Los Angeles Rams, Offensive Line
New Orleans Saints, Assistant Offensive Line
Tampa Bay Buccaneers, Offensive Line

GEORGE EDWARDS

OUTSIDE LINEBACKERS



Edwards begins his second season as outside linebackers coach with the Tampa Bay Buccaneers in 2024. The 2024 season marks Edwards' 27th season of NFL coaching experience and his 35th overall.

In his first year with the Buccaneers, Edwards mentored rookie third-round outside linebacker Yaya Diaby to a team-high 7.5 sacks in 2023. Edwards' unit utilized a committee approach that proved effective as six different players at the outside linebacker position recorded a sack, including four with 3.0+ sacks. His position group totaled 22 sacks and six forced fumbles in 2023, while contributing to a defense that finished fifth in the NFL in rush defense by limiting opponents to just 95.3 rushing yards per contest.

Prior to arriving in Tampa Bay, Edwards spent the previous three seasons with the Dallas Cowboys (2020-22) as the club's senior defensive assistant, helping guide a defensive unit that ranked second in interceptions (52), fourth in opponent completion percentage (61.9), sixth in opponent passer rating (86.5) and eighth in sacks (126) over that span. He worked most closely with the team's linebackers, mentoring Cowboys linebacker Micah Parsons to two Pro Bowl selections, two Associated Press first-team All-Pro recognitions and 2021 AP Defensive Rookie of the Year honors.

Prior to joining the Cowboys, Edwards spent six seasons as the defensive coordinator of the Minnesota Vikings (2014-19). After inheriting a defense that ranked 31st overall in total defense in 2013, Edwards propelled the Vikings into a consistent top five defense. From 2014-19, the Vikings ranked first in lowest opponent third-down conversion percentage (35.2%), second in fewest yards per play allowed (5.12), third in total defense (321.8 yards allowed per game), third in pass defense (214.7 yards per game) and third in sacks (260.0). Edwards' 2017 defense led the NFL in both total defense (275.9) and fewest points per game allowed (15.8), sparking the Vikings run to an NFC Championship game berth. It was Minnesota's first No. 1 defense since the 1993 season.

Previously, Edwards held roles as the linebackers coach for the Miami Dolphins (2005-09, 2012-13), defensive coordinator for the Buffalo Bills (2010-11), linebackers coach for the Cleveland Browns (2004), assistant defensive coordinator and linebackers coach for Washington (2002-03), and linebackers coach for the Cowboys (1998-2001). Edwards has also held assistant positions at the collegiate level, including at the University of Georgia (1997), Duke University (1996), Appalachian State University (1992-95) and the University of Florida (1990-91).

A four-year letterman at Duke University, Edwards was a two-time special teams captain and earned 1989 All-ACC honorable mention recognition at linebacker. Edwards is a native of Siler City, North Carolina. He and his wife, Jami, have one son, Bryan.

EDWARDS AT A GLANCE

YEARS	POSITION
1985-89	Duke, Player
1991	Florida, Assistant
1992-95	Appalachian State, Assistant
1996	Duke, Assistant
1997	Georgia, Defensive Line
1998-2001	Dallas Cowboys, Linebackers
2002	Washington (NFL), Assistant Defensive Coordinator/Linebackers
2003	Washington (NFL), Defensive Coordinator/Linebackers
2004	Cleveland Browns, Linebackers
2005-09	Miami Dolphins, Linebackers
2010-11	Buffalo Bills, Defensive Coordinator
2012-13	Miami Dolphins, Linebackers
2014-19	Minnesota Vikings, Defensive Coordinator
2020-22	Dallas Cowboys, Senior Defensive Assistant/Linebackers
2023-	Tampa Bay Buccaneers, Outside Linebackers

SARAH EVANS

SENIOR MANAGER OF COACHING OPERATIONS



Sarah Evans enters her second season as senior manager of coaching operations for the Buccaneers and her eighth year with the organization overall.

In her current role, Evans works directly with head coach Todd Bowles on all aspects of day-to-day operations, facilitating structure, communication, and strategy within the coaching department.

Evans joined Tampa Bay as an events and entertainment intern in 2016 before being promoted full-time and spending seven years in the community impact department (2016-19, 2020-22), elevating to Senior Player Relations Manager. During her time in the community impact department, Evans collaborated with players, coaches, and staff on a variety of projects. She joined forces with the Social Justice Player Board on the creation of a first-of-its kind Youth Leadership Program that brought staff and players together to mentor Tampa Bay youth. She served as liaison for all player community programs and appearances. She also focused on the implementation of gender equality initiatives that foster the development of girls and women in football, including the Girls in Football Scholarship, the Women's Summit for Careers in Football, and Women of Red. Throughout her execution of the league's 'My Cause, My Cleats' program, she worked with artists and players to create over 250 pairs of custom cleats that supported charitable causes.

In addition to her experience with the Buccaneers organization, Evans has also held roles with Florida State Basketball, the Miami Marlins, the Miami Dolphins, and Roc Nation.

A native of Miami, Evans is a graduate of Florida State University, where she earned a Bachelor's degree in sport management.

EVANS AT A GLANCE	
YEARS	POSITION
2014	Thomas University, Athletic Department Intern
2014	Florida State University, Basketball Equipment Intern
2015	Miami Marlins, Marketing Intern
2015	Miami Dolphins, Game Day & Event Operations
2016	Tampa Bay Buccaneers, Events & Entertainment Intern
2016-19	Tampa Bay Buccaneers, Community Relations Coordinator
2019	Tampa Bay Buccaneers, Community Relations Manager
2019	Roc Nation, Sports Marketing Manager
2020-23	Tampa Bay Buccaneers, Senior Player Relations Manager
2023-	Tampa Bay Buccaneers, Senior Manager of Coaching Operations

JOEY FITZGERALD

DEFENSIVE QUALITY CONTROL



Joey Fitzgerald enters his third season with the Tampa Bay Buccaneers in 2024 as defensive quality control coach.

In 2023, the Buccaneers defense finished fifth in the NFL in rush defense (95.3), seventh in scoring defense (19.1) and tied for seventh in sacks (48.0). Fitzgerald assisted Defensive Line Coach Kacy Rodgers in overseeing the development of rookie defensive lineman Calijah Kancey, who finished the season with 26 tackles (10 for loss), 12 quarterback hits and 4.0 sacks. Kancey's 10 tackles for loss tied for second among all rookies, trailing only teammate Yaya Diaby.

In Fitzgerald's first season in 2022, Tampa Bay finished tied for fifth in fewest opponent first downs per game (18.5), sixth in lowest third-down conversion rate (36.9%), tied for seventh in sacks (45.0), ninth in fewest passing yards allowed per game (203.6), tied for ninth in fewest total yards allowed per game (324.3) and 10th in fewest yards allowed per play (5.14).

Most recently, Fitzgerald worked as the quarterbacks coach at Northwestern State (2021) following a two-year stint as wide receivers coach at the University of Louisiana Monroe (2019-20). The Fort Lauderdale native previously served as recruiting specialist at the University of Florida in 2018 - a program that went 10-3 on its way to a Peach Bowl victory that season.

He has also previously held offensive roles at Southeastern Louisiana (2017), University of Virginia's College at Wise (2016) and Eastern Kentucky (2015).

While in graduate school, Fitzgerald began his coaching career as a defensive intern and graduate assistant at Florida Atlantic from 2009-12, working with the defensive backs and linebackers, prior to spending two years at Mississippi State (2013-14) as a graduate assistant and offensive quality control coach. Fitzgerald played quarterback at Hampden-Sydney College from 2005-08, during which his team claimed the 2007 Old Dominion Athletic Conference Championship.

A native of Fort Lauderdale, Florida, Fitzgerald graduated from Hampden-Sydney College with a bachelor's degree in psychology. He later earned a master's degree in education from Florida Atlantic in 2012 and a master's degree in teaching from Mississippi State in 2014. He and his wife, Lori, have two sons, Jaxon and Brady, and one daughter, Riley.

FITZGERALD AT A GLANCE	
YEARS	POSITION
2005-08	Hampden-Sydney College, Player
2009-12	Florida Atlantic University, Graduate Assistant/Defensive Intern
2013-14	Mississippi State University, Graduate Assistant/Offensive Quality Control
2015	Eastern Kentucky University, Tight Ends
2016	University of Virginia-College at Wise, Wide Receivers
2017	Southeastern Louisiana, Wide Receivers
2018	University of Florida, Recruiting Specialist
2019-20	University of Louisiana Monroe, Wide Receivers
2021	Northwestern State, Quarterbacks
2022-	Tampa Bay Buccaneers, Defensive Quality Control

JOSH GRIZZARD

PASS GAME COORDINATOR



Josh Grizzard enters his first season with the Buccaneers in 2024 as pass game coordinator.

Grizzard brought 12 years of coaching experience to Tampa Bay, including seven years at the professional level – all with the Miami Dolphins. During his time with the Dolphins, Grizzard served as a quality control coach (2017–19, 2022–23) and wide receivers coach (2020–21). He was a part of four consecutive winning seasons with the Dolphins – accomplishing the feat for the first time since the club did so in seven straight seasons from 1997–2003.

Grizzard contributed to an offense that finished the 2023 season ranked first in yards per game (401.3), passing yards per game (265.5), and yards per carry (5.1), while ranking second in yards per play (6.5), net yards per pass attempt (8.0), and points scored per game (29.2). During his time as Miami's wide receivers coach, Grizzard worked closely with Jaylen Waddle, who established the NFL's then-rookie-reception record in 2021 with 104 receptions for a club-rookie-record 1,015 receiving yards.

Prior to his time with the Dolphins, Grizzard worked as a graduate assistant/quality control coach for Duke University (2013–16) where he coached current New York Giants quarterback Daniel Jones. Grizzard helped the Blue Devils to their best three-year stretch (2013–15) in school history, earning 27 wins an ACC Coastal division title and three consecutive bowl appearances.

Grizzard played football collegiately at Yale (2008–11), playing defensive back, before shifting into a student coaching assistant role in 2012. He is a native of Zebulon, North Carolina.

GRIZZARD AT A GLANCE

YEARS	POSITION
2008–11	Yale, Player
2012	Carolina Panthers, Training Camp Operations Intern
2012	Yale, Student Assistant Coach
2013	Duke, Football Operations Assistant
2014–15	Duke, Graduate Assistant
2016	Duke, Assistant Quarterbacks/Graduate Assistant/Quality Control
2017–18	Miami Dolphins, Offensive Quality Control
2019	Miami Dolphins, Quality Control
2020–21	Miami Dolphins, Wide Receivers
2022–23	Miami Dolphins, Quality Control
2024–	Tampa Bay Buccaneers, Pass Game Coordinator

MARAL JAVADIFAR

DIRECTOR OF REHABILITATION/ PERFORMANCE COACH



Maral Javadifar enters her sixth season with the Tampa Bay Buccaneers in 2024, and her third as the team's director of rehabilitation/performance coach.

In her current role, Javadifar leads the rehabilitation of injured players, while continuing to focus on the Buccaneers' collaborative efforts to maximize athlete performance.

Skilled in the interplay between rehabilitation and training, she believes in an athlete-centered model that is focused on maximizing the potential of each player. She has a background in different forms of manual medicine, load management, physical assessments and motor learning. As a member of the Buccaneers Super Bowl-winning team in 2020, she joined Assistant Defensive Line Coach Lori Locust as the first woman on an NFL coaching staff to win a Super Bowl.

Since arriving in Tampa, Javadifar has supported the annual NFL Women's Careers in Football Forum, helping to connect and inspire female candidates currently working in college football roles with coaches and executives at NFL clubs. She has also encouraged participation in the Buccaneers Girls Flag Football Preseason Classic – the largest girls flag football tournament in the country.

Javadifar completed her sports physical therapy residency at Virginia Commonwealth University. Prior to her time at VCU, Javadifar worked as a performance physical therapist in the Virginia/DC area.

A native of Queens, New York, Javadifar played college basketball at Pace University in New York. After receiving a bachelor of science degree in molecular biology from Pace, Javadifar then earned her doctor of physical therapy degree from New York Medical College.

JAVADIFAR AT A GLANCE

YEARS	POSITION
2019–21	Tampa Bay Buccaneers, Assistant Strength & Conditioning /Physical Therapist
2022–	Tampa Bay Buccaneers, Director of Rehabilitation/Performance Coach

RASHAD JOHNSON

ASSISTANT SECONDARY



Rashad Johnson enters his third season with the Tampa Bay Buccaneers in 2024 as an assistant secondary coach.

In 2023, Johnson worked primarily with the cornerbacks, while taking the lead on the nickel corner position and mentoring undrafted defensive back Christian Izien to a share of the team lead with two interceptions in 2023. Izien became just the fourth undrafted player since 1967 with an interception in each of his first two career games. Cornerback Zyon McCollum also started a career high nine games in 2023 under Johnson's coaching, ranking second on the team with nine passes defended.

Johnson broke into coaching as a Bill Walsh Coaching Fellow with the Buccaneers during the 2022 offseason and was hired full-time as a defensive assistant following the conclusion of training camp. He contributed to a 2022 Tampa Bay defense that finished ninth in the NFL in pass defense, limiting opponents to 203.6 passing yards per game, and sixth in the league in fewest passing yards allowed per attempt (6.65). It marked the team's first season with a top 10 pass defense since 2010.

After entering the league as a third-round selection by the Arizona Cardinals in the 2009 NFL Draft, Johnson enjoyed an eight-year playing career as a defensive back for the Cardinals (2009-15) and Tennessee Titans (2016). He played in 114 career games, tallying 340 tackles, 15 interceptions, four fumble recoveries, three defensive touchdowns and two forced fumbles.

Johnson played collegiately at Alabama (2004-08), earning back-to-back first-team All-SEC honors in his final two seasons, in addition to an All-America selection his senior year. He later returned to his alma mater in 2018 as a sideline analyst for the Alabama radio network, while also serving as the director of player development (2018-20).

He is a native of Sulligent, Alabama, and resides in Tampa with his wife, Chelsea, and three kids: Hunter, Taylor and Jordan. He lives his life with a heart to inspire others through faith to become the best versions of themselves.

JOHNSON AT A GLANCE

YEARS

2004-08
2009-15
2016
2018-20
2022
2022
2023-

POSITION

Alabama, Player
Arizona Cardinals, Player
Tennessee Titans, Player
Alabama, Director of Player Development
Tampa Bay Buccaneers, Bill Walsh Coaching Fellow
Tampa Bay Buccaneers, Defensive Assistant
Tampa Bay Buccaneers, Assistant Secondary

JEFF KASTL

OFFENSIVE QUALITY CONTROL



Jeff Kastl enters his third season with the Tampa Bay Buccaneers in 2024 as the offensive quality control coach.

Easing the transition with a new offensive coordinator and a new quarterback in 2023, Kastl assisted a staff that guided Baker Mayfield to career highs in completions (364), completion percentage (64.3%), passing yards (4,044) and passing touchdowns (28). Mayfield finished top 10 in the league in passing yards, passing touchdowns and touchdown-to-interception ratio (2.8). As a group, Tampa Bay's offense ranked second in 2023 in fourth-down conversion percentage (66.7%) and 10th in third-down conversion percentage (41.5%).

In Kastl's first season in charge of offense quality control efforts for the Buccaneers in 2022, Tampa Bay led the league with the fewest number of sacks allowed (22.0), ranked third in lowest interception rate per pass attempt (1.3 percent), seventh in fourth down conversion rate (55.6 percent) and tied ninth for fewest fumbles (17). Additionally, the Buccaneers offense led the league in total receptions (499), ranked second in passing yards per game (269.8), and third in total passing first downs (240).

Kastl comes to Tampa Bay as offensive quality control coach following two seasons as offensive coordinator and quarterbacks coach at Indiana State University (2020-21). He previously spent four seasons at the University of Texas-San Antonio where he began his career as the wide receivers coach in 2016, prior to adding pass game coordinator duties in 2018, and later being promoted to offensive coordinator and quarterbacks coach in 2019. His receivers broke 10 school records during his three seasons mentoring the position group.

A former University of Michigan quarterback (2002-06), Kastl spent four seasons coaching in the Power Five conferences, working as an offensive assistant at LSU (2015), defensive analyst at his alma mater (2013-14), and as a graduate assistant at Auburn in 2012. Following a pair of Big Ten titles during his playing career at Michigan (2002-06), Kastl began his coaching career as a graduate assistant at Central Michigan (2007-08) before spending three years at Ashland University (2009-11).

A native of Clinton Township, Michigan, Kastl graduated from the University of Michigan with a bachelor's degree in sports management and communications, as well as a master's degree in sports management. He and his wife, Kate, have three daughters, Maeve, Hannah and Murphy.

KASTL AT A GLANCE

YEARS	POSITION
2002-06	University of Michigan, Player
2007-08	Central Michigan University, Graduate Assistant
2009-10	Ashland University, Running Backs/Tight Ends
2011	Ashland University, Offensive Coordinator
2012	Auburn University, Graduate Assistant
2013-14	University of Michigan, Defensive Analyst
2015	Louisiana State University, Offensive Assistant
2016-17	University of Texas-San Antonio, Wide Receivers
2018	University of Texas-San Antonio, Pass Game Coordinator/Wide Receivers
2019	University of Texas-San Antonio, Offensive Coordinator/Quarterbacks
2020-21	Indiana State, Offensive Coordinator/Quarterbacks
2022-	Tampa Bay Buccaneers, Offensive Quality Control

THADDEUS LEWIS
QUARTERBACKS



Thaddeus Lewis enters his second season as quarterbacks coach with the Buccaneers in 2024, after spending the prior two seasons as the team's assistant wide receivers coach.

In year one as Tampa Bay's quarterbacks coach, Lewis oversaw a Pro Bowl campaign for first-year Buccaneers quarterback Baker Mayfield, in which Mayfield set career highs in completions (364), completion percentage (63.4%), passing yards (4,044) and passing touchdowns (28) on his way to the 2023 Pro Football Writers of America Most Improved Player award. Mayfield finished seventh in the NFL in passing touchdowns, tied for eighth in passing first downs (188), ninth in passing yards, 10th in completions (364) and 10th in touchdown-to-interception ratio (2.8). With Lewis' instruction, Mayfield was 1-of-2 quarterbacks - alongside Dak Prescott of the Dallas Cowboys - to put forth 4,000+ passing yards and 25+ passing touchdowns while throwing for 10-or-fewer interceptions in 2023. In the 2023 playoffs, Mayfield posted a 106.5 passer rating - the highest career postseason passer rating by any player in franchise history. Mayfield became the only quarterback in club history to throw for 300-or-more yards and three-or-more passing touchdowns in a postseason contest, and he did so in each of the team's playoff contests.

Lewis' final year working with the wide receivers saw both Mike Evans (1,124) and Chris Godwin (1,023) surpass the 1,000-yard mark for the second consecutive season. That duo is one of just three pairs of teammates across the NFL to have put forth back-to-back 1,000-yard receiving seasons from 2020-21. In his return from ACL and MCL tears late in the 2021 season, Godwin set a career high with 104 receptions in 2022 - the second-most receptions in a single season in Buccaneers' team history. As a group, Tampa Bay wide receivers led the NFL in receptions (299) and ranked third among all wide receiver corps in yards (3,252) and first downs (166) for the league's second-ranked passing offense (269.8 pass yards per game).

In his first season as assistant wide receivers coach in 2021, Lewis worked alongside former wide receivers coach Kevin Garver to instruct the NFL's most-productive receiving corps, with Tampa Bay leading the league in receptions (492), receiving yards (5,383), receiving touchdowns (43) and receiving first downs (273). The Buccaneers had a pair of 1,000-yard receivers in Mike Evans (1,035) and Chris Godwin (1,103). In 14 games played, Godwin finished second in team history with his 98 receptions, while Evans secured a Pro Bowl selection after setting a franchise record with 14 receiving touchdowns.

Lewis began his NFL coaching career in Tampa Bay during the 2020 season as a representative of the Bill Walsh coaching fellow program, during which he worked as an assistant to the offense during the Buccaneers Super Bowl LV championship season.

Prior to arriving in Tampa Bay, Lewis began his coaching career by spending two years as an offensive analyst at UCLA under Chip Kelly from 2018-19.

Lewis was a four-year starter at quarterback for Duke (2006-09), where he set school records for career passing yards (10,065) and passing touchdowns (67) and added nine rushing touchdowns. He also set Duke's program record for most consecutive pass attempts without an interception at 206. He was a finalist for the Davey O'Brien Award - presented to the nation's top quarterback - in his senior season in 2009. Lewis then went on to spend parts of eight seasons in the NFL (2010-17) with the St. Louis Rams, Cleveland Browns, Detroit Lions, Buffalo Bills, Houston Texans, Philadelphia Eagles, San Francisco 49ers and Baltimore Ravens. He played in seven career games, making six starts, recording 115 completions for 1,296 passing yards and five passing touchdowns, adding one rushing touchdown.

Lewis is a native of Opa-locka, Florida.

LEWIS AT A GLANCE

YEARS

2006-09
2010-11
2011-13
2013-14
2015
2016
2017
2018-19
2020
2021-22
2023-

POSITION

Duke, Player
St. Louis Rams, Player
Cleveland Browns, Player
Buffalo Bills, Player
Cleveland Browns/Houston Texans, Player
Philadelphia Eagles, Player
San Francisco 49ers/Baltimore Ravens, Player
UCLA, Offensive Analyst
Tampa Bay Buccaneers, Coaching Fellow
Tampa Bay Buccaneers, Assistant Wide Receivers
Tampa Bay Buccaneers, Quarterbacks

BRYAN MCCLENDON
WIDE RECEIVERS



Bryan McClendon begins his first season as wide receivers coach with the Tampa Bay Buccaneers in 2024.

McClendon joined Tampa Bay with 17 years of coaching experience, all at the collegiate level. He comes to the Buccaneers from his second stint at the University of Georgia, where he won a national championship in 2022 while serving as the team's pass game coordinator and wide receivers coach (2022-23).

During his most recent time with the Bulldogs, McClendon oversaw an offense that ranked second among Power Five schools in yards per game (498.9), third in points per game (40.6), fourth in yards per carry (5.4), sixth in passer rating (165.0), seventh in passing yards per game (300.4), and 10th in rushing yards per game (198.5).

Before his return to Georgia, McClendon was the pass game coordinator and wide receivers coach at the University of Oregon (2020-21), where he also served as the team's interim head coach during the 2021 season. Prior to joining Oregon, McClendon coached at the University of South Carolina (2016-19), working as the team's offensive coordinator and wide receivers coach.

McClendon started his coaching career at Georgia, where he held multiple titles, including graduate assistant (2007-08), running backs coach (2009-14), assistant head coach, wide receivers coach and pass game coordinator (2015) and interim head coach (2015). In 2014, McClendon was named National Recruiter of the Year by 247Sports following his recruitment of both Nick Chubb and Sony Michel in the same class.

He played collegiately for the Bulldogs (2002-05), appearing in 46 games as a wide receiver and bringing in 56 receptions for 830 yards and six touchdowns. During his time at Georgia, McClendon was a part of two SEC championship teams and played in four bowl games. His father, Willie McClendon, also played collegiately at Georgia, earning 1978 SEC Player of the Year honors and later going on to play four seasons for the Chicago Bears (1979-82).

McClendon and his wife, Amber, have three children: Bryan, Brooke and Brayden.

MCCLENDON AT A GLANCE

YEARS

2002-05
2007-08
2009-14
2015
2016-17
2018-19
2020-21
2022-23
2024-

POSITION

Georgia, Player
Georgia, Graduate Assistant - Offense
Georgia, Running Backs
Georgia, Assistant Head Coach/Wide Receivers/Pass Game Coordinator/Interim Head Coach
South Carolina, Co-Offensive Coordinator/Wide Receivers
South Carolina, Offensive Coordinator/Wide Receivers
Oregon, Pass Game Coordinator/Wide Receivers/Interim Head Coach
Georgia, Pass Game Coordinator/Wide Receivers
Tampa Bay Buccaneers, Wide Receivers

TOM MOORE
SENIOR OFFENSIVE ASSISTANT



Tom Moore enters his sixth season with the Buccaneers in 2024 and his 46th NFL season overall.

Moore instructed yet another quarterback to a Pro Bowl selection in 2023, as first-year Buccaneers quarterback Baker Mayfield set career highs in completions (364), completion percentage (63.4%), passing yards (4,044) and passing touchdowns (28), earning the Pro Football Writers of America Most Improved Player award. Mayfield finished seventh in the NFL in passing touchdowns, tied for eighth in passing first downs (188), ninth in passing yards, 10th in completions (364) and 10th in touchdown-to-interception ratio (2.8). Mayfield joined Tom Brady (2022) as the only players in Tampa Bay's franchise history to put forth a season with 4,000+ passing yards, 25+ touchdown passes and 10-or-fewer interceptions - both seasons came under the mentorship of Moore.

During the 2023 offseason, Moore was recognized by the Pro Football Hall of Fame with an Award of Excellence for his contributions as an assistant coach in the league for over four decades.

Moore helped instruct quarterback Tom Brady in his final NFL season in 2022 – a season in which Brady finished third in the NFL with 4,694 passing yards, in addition to throwing 25 touchdown passes compared to just nine interceptions. In his three seasons working with Moore from 2020-22, Brady ranked second in passing yards (14,643), tied for third in passing touchdowns (108) and third in touchdown-to-interception ratio (3.27). He was one of just three quarterbacks to record 4,500+ passing yards and 25-or-more touchdowns in each of the past three seasons, joining Patrick Mahomes and Justin Herbert.

In 2021, Moore helped mentor Brady on his way to joining Drew Brees (2008) and Peyton Manning (2013) as the only players since 1991 to lead the league in passing yards, passing touchdowns, completions and attempts in a single season. Moore has overseen the league's passing leader four different times over the course of his NFL coaching career.

Moore has coached some of the NFL's best quarterbacks over his prolific career and 2020 was no different as Moore helped coach Brady to his NFL-record seventh Super Bowl title. Brady finished his first season in Tampa Bay ranked second in the league in completions (401), tied for second in touchdown passes (40), third in passing yards (4,633), sixth in passing touchdowns percentage (6.6) and seventh in touchdown-to-interception ratio (3.33). Brady's 40 passing touchdowns set a new franchise record and were the most by a player in his first season with a team in NFL history. The Buccaneers ranked third in the NFL in points scored per game (30.8), fourth in passing yards per game (298.5) and seventh in total offense (384.1).

In his first season in Tampa Bay, Moore worked with a Buccaneers offense that led the league in passing yards and ranked third in total offense. Quarterback Jameis Winston threw for 5,109 yards in 2019, marking the third time a quarterback had led the league in passing yards under Moore's guidance.

Moore's coaching career dates to 1961 when he accepted his first coaching position at his alma mater, the University of Iowa. Following 13 seasons at the collegiate level and one year in the World Football League, Moore made the jump to the NFL as a wide receivers coach for the Pittsburgh Steelers in 1977. Over his 39 seasons in the NFL, his teams have earned 24 postseason appearances, 15 division titles and five Super Bowl appearances (four wins). He has coached a multitude of Hall of Fame players including Peyton Manning, Lynn Swann, John Stallworth, Terry Bradshaw, Franco Harris, Mike Webster, Barry Sanders, Marshall Faulk, Randall McDaniel, Cris Carter, Marvin Harrison and Edgerrin James. Moore has coached alongside three Super Bowl-winning head coaches – Chuck Noll, Mike Ditka, and Tony Dungy – all of whom are enshrined in Canton.

Moore also spent 13 seasons coaching NFL legend Peyton Manning from 1998-2010, during which Manning posted franchise records with 54,828 passing yards, 399 touchdowns, and 4,682 completions. Additionally, Manning won four of his five NFL MVP Awards (2003-04, 2008-09) under Moore's tutelage.

After earning All-American honors as a quarterback at Rochester (Minn.) High School, Moore played at Iowa (1957-60), winning a Rose Bowl and Big 10 title in 1958, and earning a share of another conference title in 1960. He earned a bachelor's degree in history at Iowa and a master's degree in guidance counseling at Dayton. In 2005, Moore was inducted into the Rochester, Minnesota, Sports Hall of Fame and in 2014, he was inducted into the Pennsylvania Sports Hall of Fame (Western Chapter) in recognition for his 13 seasons as an assistant coach with the Pittsburgh Steelers. In 2015, Moore was honored with the Pro Football Writers of America Paul "Dr. Z" Zimmerman Award for lifetime achievement as assistant coach in the NFL.

Moore and his wife, Emily, have two children, daughter, Terry, and son, Dan.

MOORE AT A GLANCE

YEARS	POSITION
1957-60	Iowa, Player
1961-62	Iowa, Freshmen Coach
1963	1st Cavalry Division (Korea), Head Coach
1964	Ft. Benning Post Team Offense, Quarterbacks/Wide Receivers/Running Backs
1965-68	University of Dayton, Offensive Backfield/Wide Receivers
1969	Wake Forest, Offensive Coordinator
1970-71	Georgia Tech, Offensive Backfield
1972-73	University of Minnesota, Quarterbacks/Running Backs
1974	New York Stars (WFL), Offensive Coordinator
1975-76	University of Minnesota, Offensive Coordinator
1977-82	Pittsburgh Steelers, Wide Receivers
1983-89	Pittsburgh Steelers, Offensive Coordinator
1990-93	Minnesota Vikings, Assistant Head Coach/Offensive Coordinator/Quarterbacks/Wide Receivers
1994-96	Detroit Lions, Offensive Coordinator/Quarterbacks
1997	New Orleans Saints, Running Backs
1998-2008	Indianapolis Colts, Offensive Coordinator
2009-10	Indianapolis Colts, Senior Offensive Coordinator/Consultant
2011	New York Jets, Offensive Consultant
2012	Tennessee Titans, Offensive Consultant
2013-17	Arizona Cardinals, Assistant Head Coach/Offensive Consultant
2019-	Tampa Bay Buccaneers, Senior Offensive Assistant

JUSTIN PELLE TIGHT ENDS



Justin Peelle (pronounced 'peel') enters his first season with the Tampa Bay Buccaneers in 2024 as tight ends coach.

Peelle came to Tampa Bay with 11 years of prior NFL coaching experience. He most recently served as tight ends coach for the Atlanta Falcons (2021-23), where he coached Kyle Pitts to a Falcons single-season rookie receiving yards record (1,026 yards) and a Pro Bowl selection in his first season. Pitts' 2021 season paired him with Pro Football Hall of Famer Mike Ditka (1,067 in 1961) as the only rookie tight ends to eclipse 1,000 receiving yards in NFL history.

In 2023, Peelle's unit collectively led the league in receiving yards by a tight ends group (1,380), while ranking fifth in receptions (114) and tying for ninth as a group in touchdown receptions (seven).

Prior to his time in Atlanta, Peelle spent the previous six seasons as tight ends coach for the Philadelphia Eagles (2015-20) after beginning his NFL coaching career as an assistant tight ends coach with the Eagles from 2013-14. In Philadelphia, Peelle played a vital role in the development of three-time Pro Bowl tight end Zach Ertz. Peelle guided Ertz through his first eight NFL seasons, highlighted by a Super Bowl LII championship, in which Ertz hauled in the game-winning touchdown. In 2018, Ertz claimed the NFL record for single-season receptions by a tight end (116), a record that still stands to this day.

Coaching one of the NFL's best tight end duos from 2018-20 - Ertz and Dallas Goedert - Peelle's unit in Philadelphia led the league in both receptions (417) and receiving yards (4,388) during that span, in addition to ranking third in touchdown receptions (31).

Prior to entering the coaching ranks, Peelle enjoyed a 10-year NFL career of his own, appearing in 151 career games. He entered the league as a fourth-round selection (No. 103 overall) by the San Diego Chargers in the 2002 NFL Draft, where he played for four seasons (2002-05) before going on to play for the Miami Dolphins (2006-07), Falcons (2008-10) and San Francisco 49ers (2011).

Peelle played collegiately at Oregon (1998-2001), earning first-team All-Pac-10 honors as a senior. He and his wife, Sara, have two sons, Morris and Thompson, and one daughter, Ada.

PEELLE AT A GLANCE

YEARS

1998-2001
2002-05
2006-07
2008-10
2011
2013-14
2015-20
2021-23
2024-

POSITION

Oregon, Player
San Diego Chargers, Player
Miami Dolphins, Player
Atlanta Falcons, Player
San Francisco 49ers, Player
Atlanta Falcons, Assistant Tight Ends
Philadelphia Eagles, Tight Ends
Atlanta Falcons, Tight Ends
Tampa Bay Buccaneers, Tight Ends

SKIP PEEETE RUNNING BACKS



Peete begins his second season as running backs coach with the Tampa Bay Buccaneers in 2024.

In his first year with the Buccaneers in 2023, Peete coached second-year running back Rachaad White to a breakout season in which he recorded the fourth-most scrimmage yards among running backs (1,539) and tied for the seventh-most among all players, contributing 990 yards rushing and 549 yards receiving. White was 1-of-6 players to finish the season with 1,500+ scrimmage yards and nine-or-more touchdowns, joining Breece Hall, Tyreek Hill, CeeDee Lamb, Christian McCaffrey and Amon-Ra St. Brown. Among all running backs, White not only finished fourth in scrimmage yards, but also ranked first in catch percentage (91.4%), second in yards after catch (611), third in receiving yards and fourth in receptions (64). He also tied for the fourth-most 100-yard scrimmage games among running backs in 2023.

Prior to arriving in Tampa Bay, Peete spent the previous three seasons with the Dallas Cowboys (2020-22) as the team's running backs coach, leading a rushing attack that ranked fifth in yards after contact per rush (3.31), ninth in rushing touchdowns (53), 10th in rushing yards (6,205) and 11th in rushing yards per game (124.1).

In the 2022 campaign, the Cowboys ranked second in the NFL in rushing touchdowns (24) and eighth in rushing yards (2,298), while converting 63.9% of the team's third-down rush attempts -the fourth-highest rate in the league. The Cowboys were one of two teams whose running backs did not commit a fumble during the 2022 regular season, despite recording the sixth-most carries in the league.

Prior to joining the Cowboys, Peete served as the running backs coach for the Los Angeles Rams (2016-19), coaching Todd Gurley to two Pro Bowl selections, two first-team All-Pro selections and 2017 Associated Press Offensive Player of the Year honors. During his four seasons with Peete as his position coach, Gurley ranked first in the NFL in rushing touchdowns (48) and second in rushing yards (4,298).

In his two seasons as the running backs coach for the Chicago Bears (2013-14), Peete's top back, Matt Forte, led the NFL in scrimmage yards (3,779) and ranked fourth in rushing yards (2,377). Forte also set a record in 2014 for the most receptions by a running back in a single season (102).

Peete broke into the NFL coaching ranks as the running backs coach for the Oakland Raiders (1998-2006) before beginning his first stint in the same position with the Cowboys (2007-12). He also held collegiate positions as the running backs coach at UCLA (1996-97), wide receivers coach at Rutgers University (1995), wide receivers coach at Michigan State University (1993-94), running backs coach at the University of Pittsburgh (1991-92) and wide receivers coach at the University of Pittsburgh (1988-90).

Peete is a native of Phoenix, Arizona. He and his wife, Rebeca, have twins, Gisele and Reeco. He is the son of Willie Peete, who spent three seasons with the Buccaneers as the team's running backs coach (1992-94). His brother, Rodney, played 16 seasons in the NFL at quarterback for the Detroit Lions, Dallas Cowboys, Philadelphia Eagles, Washington, Oakland Raiders and Carolina Panthers.

PEETE AT A GLANCE

YEARS	POSITION
1981-82	Arizona, Player
1983-85	Kansas, Player
1988-89	Pittsburgh, Graduate Assistant
1990	Pittsburgh, Wide Receivers
1991-92	Pittsburgh, Running Backs
1993-94	Michigan State, Wide Receivers
1995	Rutgers, Wide Receivers
1996-97	UCLA, Running Backs
1998-2006	Oakland Raiders, Running Backs
2007-12	Dallas Cowboys, Running Backs
2013-14	Chicago Bears, Running Backs
2016-19	Los Angeles Rams, Running Backs
2020-22	Dallas Cowboys, Running Backs
2023-	Tampa Bay Buccaneers, Running Backs

BRIAN PICUCCI
ASSISTANT OFFENSIVE LINE



Brian Picucci enters his first season with the Buccaneers in 2024 as assistant offensive line coach.

Picucci came to Tampa Bay with 29 years of coaching experience, including two years at the professional level. Most recently, Picucci spent time at the University of Kentucky, where he served as a quality control coach and worked closely with Buccaneers offensive coordinator Liam Coen.

Prior to his time with the Wildcats, Picucci served as the offensive coordinator and tight ends coach with the NFL Alumni Academy (2022) and as the wide receivers coach at Florida International University (2021). His last NFL coaching experience came with the Detroit Lions during the 2018-19 seasons, where he was the assistant tight ends coach and an offensive assistant under Matt Patricia.

Other stops on Picucci's coaching history include the University of Maine (2016-17), Becker College (2015), Widener University (2014), Central Connecticut State University (2013), the University of Massachusetts (1998-99, 2004-12), Northeastern University (2000-03), and Southern Connecticut State (1994-98). During his time at Massachusetts, Picucci was part of an offensive coaching staff that guided Coen to an All-American collegiate career, which included a trip to the 2006 Division I-AA National Championship Game.

Picucci played collegiately at Syracuse University (1989-93), playing fullback and tight end.

PICUCCI AT A GLANCE

YEARS	POSITION
1989-93	Syracuse, Player
1994-95	Southern Connecticut State, Offensive Tackles/Tight Ends
1998	Massachusetts, Offensive Line
1999	Massachusetts, Interior Defensive Line
2000-03	Northeastern, Run Game Coordinator/Offensive Line
2004-08	Massachusetts, Run Game Coordinator/Offensive Line
2009-12	Massachusetts, Offensive Coordinator
2013	Central Connecticut State, Interim Head Coach
2014	Widener, Offensive Coordinator/Offensive Line
2015	Becker, Offensive Coordinator
2016	Maine, Running Backs
2017	Maine, Offensive Coordinator/Quarterbacks
2018-19	Detroit Lions, Offensive Assistant/Assistant Tight Ends
2021	Florida International, Wide Receivers
2022	NFL Alumni Academy (XFL/USFL), Offensive Coordinator/Tight Ends
2023	Kentucky, Quality Control
2024-	Tampa Bay Buccaneers, Assistant Offensive Line

ANTHONY PIROLI

HEAD STRENGTH & CONDITIONING



Anthony Piroli enters his sixth season as head strength & conditioning coach with the Tampa Bay Buccaneers in 2024. He was a member of the coaching staff for the Buccaneers Super Bowl LV championship season.

In his first season at the NFL level in 2019, Piroli directed the strength and conditioning aspects of the athlete performance overhaul that took place when the new coaching regime under then Head Coach Bruce Arians. Piroli and his staff created and implemented a comprehensive virtual workout program, involving two-way communication, which was used during the 2020 offseason, creating individualized workouts based on equipment availability and positional requirements.

Prior to arriving in Tampa Bay, Piroli spent the 2018 season working as the Head Strength & Conditioning Coach at Mississippi State, after having served as an assistant strength & conditioning coach for the Bulldogs in the 2014 season. Between his stints at Mississippi State, Piroli spent three seasons (2015-17) working as an assistant strength and conditioning coach for the Arizona Cardinals. A native of Aliquippa, Pennsylvania, Piroli began his coaching career at his alma mater, Indiana University of Pennsylvania, in 2007. From there he spent time at the University of Pittsburgh (2008-09) and working in the private sector in Pittsburgh (2009-11). Piroli was the co-owner and Director of Sports Performance at Evolution Sports Institute in Pittsburgh from 2011-14, before joining Mississippi State. He also served as a volunteer strength coach for Ohio State in the summer of 2013.

Piroli resides in Tampa with his wife, Justine, and their son Augustus Bruno.

PIROLI AT A GLANCE

YEARS

2007
2008-10
2014
2015-17
2018
2019-

POSITION

Indiana University Of Pennsylvania, Strength & Conditioning
Pittsburgh, Graduate Assistant Strength & Conditioning
Mississippi State, Assistant Strength & Conditioning
Arizona Cardinals, Assistant Strength & Conditioning
Mississippi State, Head Strength & Conditioning

Tampa Bay Buccaneers, Head Strength & Conditioning

NICK RAPONE

SAFETIES



Nick Rapone begins his sixth season as safeties coach with the Tampa Bay Buccaneers in 2024.

With Rapone's coaching, Antoine Winfield Jr. put forth an Associated Press first-team All-Pro season in 2023, which also included first-team All-Pro accolades from Pro Football Focus, an NFC Defensive Player of the Month honor (December/January) and Good Morning Football's 'Undisputed Best Defensive Back in the League' distinction. In his fourth season, Winfield Jr. amassed 122 tackles (six for loss), 12 passes defended, eight quarterback hits, 6.0 sacks, six forced fumbles four fumble recoveries and three interceptions. He finished the year with a share of the league lead in both forced fumbles and fumble recoveries, joining Haason Reddick (2022) as the only players to accomplish that feat since at least 2000. Among defensive backs in 2023, Winfield Jr. finished first in sacks, first in forced fumbles, first in fumble recoveries, tied for third in takeaways (seven) and third in quarterback hits. He earned a 91.2 grade from Pro Football Focus, putting him as the league's highest-graded safety in 2023.

In 2022, Winfield Jr. finished tied for second in the NFL among defensive backs with 4.0 sacks, bringing his career total to 9.0, which stands as the most career sacks by a safety in Buccaneers history. In addition to applying pressure to the quarterback, three of Tampa Bay's top six tackle-getters were safeties: Mike Edwards (82), Winfield Jr. (80) and Keanu Neal (61). Rapone's group contributed to a defense that finished sixth in the NFL in fewest yards allowed per pass attempt (6.65) and ninth in pass defense (203.6 opponent passing yards per game).

With Rapone as his position coach, Winfield Jr. joined Pro Football Hall of Famer Troy Polamalu as the only defensive backs since at least 2000 with 200+ tackles, 5.0-or-more sacks, four-plus interceptions and a Pro Bowl selection in their first three career seasons.

With Rapone leading the unit in 2021, the Buccaneers safeties combined to contribute seven interceptions, four forced fumbles and three fumble recoveries for a defense that ranked tied for fifth in the NFL in takeaways. The team's leader in takeaways, Winfield Jr. (three fumble recoveries, two interceptions), earned his first Pro Bowl selection in 2021 in just his second NFL season. Winfield Jr. became the first Buccaneers defensive back to be named to the Pro Bowl since Darrelle Revis in 2013.

The Buccaneers safety group became a reliable unit for Tampa Bay's defense under Rapone's guidance during the 2020 season, as stating safeties Jordan Whitehead and Winfield Jr. both started all 16 games for the Buccaneers. Rapone helped oversee the development of Winfield Jr. as he earned PFWA All-Rookie honors in his first season in Tampa Bay, while also being named the NFL's Defensive Rookie of the Month in September of 2020.

Winfield and Whitehead finished third and fourth, respectively, on the team in tackles during the 2020 regular season, contributing a combined 165 tackles (10 for loss), 10 passes defended, seven quarterback hits, 5.0 sacks, three interceptions, three forced fumbles and two fumble recoveries. Winfield joined Jamal Adams as the only NFL defensive backs with 75-or-more tackles and 3.0+ sacks in 2020.

The safeties continued to make an impact during Tampa Bay's four-game playoff run to a Super Bowl LV victory, as Mike Edwards, Whitehead and Winfield combined for three forced fumbles and two interceptions in the postseason for a defense that led the NFL with nine postseason takeaways.

In 2019, Rapone tutored a safety unit that overcame a slew of injuries to help Tampa Bay's defense shift from the 23rd-ranked defense through eight games to the eighth-best in the NFL over the final eight games (Weeks 10-17). Second-year safety Jordan Whitehead ranked tied for second on the team in run tackles with 25 on the year, helping to lead the NFL's top-ranked run defense.

Rapone was the defensive backs coach for the Arizona Cardinals from 2013-17. While in Arizona, Rapone worked with cornerback Patrick Peterson, a five-time Pro Bowl choice and a two-time first-team AP All-Pro selection (2013, 2015). Rapone also coached safety Tyrann Mathieu, who earned Pro Bowl and first-team AP All-Pro distinction in 2015.

During Rapone's time with Arizona, the team's pass defense was among the best in the NFL, holding opponents to a 61.0 completion percentage, the ninth-lowest mark in the league, and an 83.2 passer rating, the sixth-lowest in the NFL. The Cardinals were also one of the best teams in the NFL at intercepting passes, with the team's 86 interceptions ranking third during that span and their 14 interceptions returned for touchdowns tying for the league best.

Prior to joining the Cardinals, Rapone spent over 30 years as an assistant coach at the collegiate level. From 2006-12, he worked as the defensive coordinator and defensive backs coach at Delaware, earning the 2010 FootballScoop NCAA Division I FCS Coordinator of the Year after the Blue Hens led the FCS in scoring defense and ranking fifth in total defense.

A native of New Castle, Pennsylvania, Rapone played collegiately at Virginia Tech (1974-77). While with the Hokies, he played with Buccaneers Head Coach Bruce Arians in 1974, when Rapone was a freshman and Arians was a senior. Arians then worked as a graduate assistant (1975-76) and running backs coach (1977) while Rapone played.

Rapone began his coaching career as a graduate assistant at the University of Pittsburgh (1979-80), before going on to East Tennessee State (1981-82). Rapone reunited with Arians at Temple, coaching the Owls' secondary for six seasons (1983-88), while also serving as the team's defensive coordinator (1985-88). Following his time under Arians at Temple, Rapone returned to Pittsburgh (1989-92), then spent two seasons at New Castle (Pa.) High School (1993-94), before four seasons at Connecticut (1995-98). Rapone returned to Temple for a second stint in 1999, working as the school's secondary coach until his tenure at Delaware.

RAPONE AT A GLANCE

YEARS	POSITION
1974-77	Virginia Tech, Player
1979-80	Pittsburgh, Graduate Assistant
1981-82	East Tennessee State, Defensive Backs
1983-88	Temple, Defensive Coordinator/Secondary
1989-92	Pittsburgh, Defensive Coordinator/Secondary
1993-94	New Castle (PA) High School, Head Coach
1995-98	Connecticut, Defensive Coordinator
1999-2005	Temple, Secondary
2006-12	Delaware, Defensive Coordinator/Defensive Backs
2013-17	Arizona Cardinals, Defensive Backs
2019-	Tampa Bay Buccaneers, Safeties Coach

KEVIN ROSS CORNERBACKS COACH



Kevin Ross begins his sixth season as cornerbacks coach with the Tampa Bay Buccaneers in 2024.

With Ross' coaching, former 2022 fifth-round selection Zyon McCollum stepped up to set career highs in games played (17), games started (nine), passes defended (nine) and forced fumbles (two) in 2023 for a defense that lost nine starts due to injury from its starting cornerbacks.

In 2022, Ross' cornerback unit held a pair of Pro Bowl receivers in DeAndre Hopkins (four receiving yards) and CeeDee Lamb (29 yards) to season-low performances, in addition to limiting a number of notable pass-catchers across the league to under 50 yards receiving including: George Kittle (28 yards), Tee Higgins (33 yards), Tyler Lockett (42 yards) and Deebo Samuel (43 yards). In addition, Ross helped the continued development of cornerback Jamel Dean as he solidified his role as a full-time starter in 2022, starting a career-high 15 games on his way to earning a second contract in Tampa Bay. As a team, Tampa Bay finished ninth in the NFL in pass defense (203.6 opponent passing yards per game) and sixth in fewest yards allowed per pass attempt (6.65).

Due to injuries, the Buccaneers were forced to use 10 different players at the cornerback position in 2021 and went through 14 different starting lineup combinations among defensive backs in 17 games. Despite the constant changes in rotation, with Ross' coaching, five different primary cornerbacks were able to record at least one interception in 2021 for a team that finished eighth in the NFL in that category with 18. Tampa Bay's defense also limited opponents to 6.39 yards per attempt and 5.16 yards per play in 2021 - the third-best and fifth-best marks, respectively, in the league.

In 2020, Ross led one of the NFL's youngest cornerback units to a Super Bowl LV championship as corners Carlton Davis III, Jamel Dean and Sean Murphy-Bunting all made significant strides over the course of the 2020 season. The trio helped the Buccaneers to rank eighth in the league in yards allowed per pass play (6.39) – a statistic the team ranked 31st in prior to the arrival of Ross and the new coaching staff in 2019.

Davis registered new career highs with his four interceptions and 68 tackles during the 2020 regular season, in addition to his team-high 18 passes defended. Dean played in a career-high 14 games, starting seven, while tallying 59 tackles (two for loss), seven passes defended and an interception, which he returned for a touchdown. Murphy-Bunting played a critical role in the team's success during its four-game playoff run to a Super Bowl LV victory, as he collected an interception in each of Tampa Bay's first three postseason games. He joined Pro Football Hall of Famers Aeneas Williams (four-consecutive games) and Ed Reed, as well as Jason Sehorn, as the only four players in the Super Bowl era with an interception in each of their first three career postseason games. His three postseason interceptions are tied for the most in team history, while Tampa Bay's nine takeaways in the postseason led all teams.

Mentoring a young cornerback unit in 2019, Ross helped guide Murphy-Bunting to a PFWA All-Rookie selection after leading the team with three interceptions (returned for 88 yards and one touchdown), adding eight passes defended, one forced fumble, 1.0 sack and one tackle for loss. His cornerback counterparts, Carlton Davis and Jamel Dean, ranked second and tied for fourth in the league with 19 and 17 passes defended, respectively. As a team, the Buccaneers defense led the NFL with 96 passes defended in 2019.

Ross worked most recently with the Arizona Cardinals (2013-17), serving as the team's cornerbacks coach. During his tenure with the Cardinals, Ross worked with All-Pro cornerback Patrick Peterson, who earned a Pro Bowl berth in all five years under Ross, as well as two first-team AP All-Pro selections (2013, 2015). Ross also coached cornerback Antonio Cromartie to a Pro Bowl berth in 2014.

During Ross' time with Arizona, the team's pass defense was among the best in the NFL, holding opponents to a 61.0 completion percentage, the ninth-lowest mark in the league, and an 83.2 passer rating, the sixth-lowest in the NFL. The Cardinals were also one of the best teams in the NFL at intercepting passes, with the team's 86 interceptions ranking third during that span and their 14 interceptions returned for touchdowns tying for the league best.

Prior to joining Arizona, Ross coached safeties with the Oakland Raiders (2010-11), with safety Tyvon Branch leading the team in tackles both seasons. His time with Oakland followed one season as an assistant for the New York Sentinels of the United Football League (2009). From 2007-08, Ross was an assistant secondary/quality control coach with the San Diego Chargers. In 2007, San Diego led the NFL in interceptions for the first time in franchise history.

Ross began his NFL coaching career with the Minnesota Vikings in 2002 as part of the Bill Walsh NFL Minority Coaching Fellowship. From 2003-05, he worked as the Vikings' assistant secondary coach.

A 14-year NFL veteran and two-time Pro Bowl selection, Ross was a seventh-round (173rd overall) selection of the Kansas City Chiefs in the 1984 NFL Draft. He spent 11 seasons with Kansas City (1984-93, 1997), along with two seasons in Atlanta (1994-95) and one in San Diego (1996). He was inducted into the Chiefs Hall of Fame in 2011.

After his playing career concluded, Ross coached high school football at Camden High School (1999-2000) and Woodrow Wilson High (2001-02) in his native Camden, N.J. A standout at Paulsboro High School (Paulsboro, N.J.), Ross went on to play collegiately at Temple.

ROSS AT A GLANCE

YEARS	POSITION
1980-83	Temple, Player
1984-93	Kansas City Chiefs, Player
1994-95	Atlanta Falcons, Player
1996	San Diego Chargers, Player
1997	Kansas City Chiefs, Player
1999-2000	Camden High School, Assistant
2001-02	Woodrow Wilson High School, Assistant
2003-05	Minnesota Vikings, Secondary
2007-08	San Diego Chargers, Assistant Secondary/Quality Control
2009	New York Sentinels (UFL), Assistant Coach
2010-11	Oakland Raiders, Safeties
2013-17	Arizona Cardinals, Cornerbacks
2019-	Tampa Bay Buccaneers, Cornerbacks

JORDAN SOMERVILLE ASSISTANT QUARTERBACKS



Jordan Somerville begins his second season in the NFL with the Tampa Bay Buccaneers in 2024 as assistant quarterbacks coach.

In his first season coaching at the NFL level, Somerville assisted Quarterbacks Coach Thad Lewis in putting together a Pro Bowl campaign for first-year Tampa Bay quarterback Baker Mayfield. He set career highs in completions (364), completion percentage (63.4%), passing yards (4,044) and passing touchdowns (28) on his way to the 2023 Pro Football Writers of America Most Improved Player award.

In 2022, Somerville was an offensive analyst at the University of Oregon, assisting an offense that ranked sixth among Power 5 programs in scrimmage yards per game (500.5) and 10th in points per game (38.8). With Somerville working alongside the quarterback unit, Oregon starter Bo Nix finished fourth among all Power 5 quarterbacks in passer rating (165.7), while also finishing top 10 in passing yards (3,593), passing yards per attempt (8.78) and passing touchdowns (29).

Prior to his season in Eugene, Somerville served as running backs coach and recruiting coordinator at the University of New Mexico for two seasons (2020-21). He began his coaching career as the run game coordinator/offensive line coach at the American Leadership Academy (2016) in Queen Creek, Arizona, before spending three seasons at Arizona State as a student assistant (2017-18) and graduate assistant (2019).

The Tempe, Arizona, native graduated from Arizona State in 2019, and resides with his wife, Makenzie and daughter, Jaedyn.

SOMERVILLE AT A GLANCE

YEARS	POSITION
2016	American Leadership Academy, Run Game Coordinator/Offensive Line
2017-18	Arizona State, Student Assistant
2019	Arizona State, Graduate Assistant
2020-21	University of New Mexico, Running Backs/Recruiting Coordinator
2022	Oregon, Offensive Analyst
2023-	Tampa Bay Buccaneers, Assistant Quarterbacks

KEITH TANDY

DEFENSIVE/SPECIAL TEAMS ASSISTANT



Keith Tandy begins his fifth season as defensive/special teams assistant with the Tampa Bay Buccaneers in 2024.

Tandy coached rookie defensive back Josh Hayes to a league-leading 14 special teams tackles in 2023, the most by any Tampa Bay player in a single season since 2014. Hayes also became the first Buccaneer to lead the league in special teams tackles since Dwight Smith tied for the league lead in 2001. Additionally, Tandy guided new Buccaneers kicker Chase McLaughlin to a franchise single-season record for field goal percentage (93.5%) and punter Jake Camarda to a team single-season record for yards per punt (50.1). Camarda led the league in punts of 60+ yards with 18, while McLaughlin ranked tied for seventh in field goal percentage on the year, converting 29-of-31 field goals attempted and all 33 extra-points attempted.

During the 2022 season, Tandy helped develop a number of rookies into core special teams players, with Buccaneers rookies leading all NFL rookie classes in total special teams tackles (44) and finishing with the fifth-most special teams snaps as a class (1,506). Individually, rookie tight end Ko Kieft recorded 11 special teams tackles, which tied for the third-most among all rookies in 2022. Tandy also helped to mold a punt return unit that finished second in the NFL in total return yards (391) and 10th in punt return average (10.3 yards per return).

In 2021, Tandy helped develop and mentor rookie wide receiver Jaelon Darden into becoming the team's leader in both kick returning (359) and punt returning (142). His 359 kickoff return yards were the most by a Buccaneers' returner since Bobby Rainey in 2015. Darden's 43-yard punt return in Week 7 was the eighth-longest punt return by any player during the 2021 NFL season.

Tandy was a member of the coaching staff for Tampa Bay's Super Bowl LV championship season in his first year with the team in 2020. During the team's playoff run, Tandy assisted with a special teams unit that helped Jaydon Mickens set a franchise record for the most kickoff return yards in a single postseason, with 222. Mickens' 121 kick return yards in the NFC Championship Game vs. Green Bay also set a single-game franchise playoff record. In Week 3 of the regular season, Patrick O'Connor blocked a Denver Broncos' punt, marking the team's first punt block since December 27, 2015.

Prior to arriving in Tampa Bay, Tandy most recently worked at his alma mater, West Virginia, as an intern with the football program, after beginning his coaching career at Bishop McLaughlin Catholic High School in Spring Hill, Florida in 2019.

Prior to entering the coaching ranks, Tandy enjoyed a seven-year NFL career as a safety with the Tampa Bay Buccaneers (2012-17) and Atlanta Falcons (2018). Over 90 career games, including 15 starts, Tandy amassed 179 tackles, 14 passes defended, eight interceptions, two fumble recoveries, one forced fumble and 1.0 sack. Tandy was also played a key role on special teams throughout his career, recording multiple special teams tackles in each of his six seasons with the Buccaneers.

Tandy entered the NFL as a sixth-round pick (174th overall), following his collegiate career as defensive back for West Virginia, in which he recorded 188 tackles (eight for loss), 13 interceptions, 37 passes defended, one forced fumble and one fumble recovery over 45 career games (2008-11) on his way to two first team All-Big East selections. He graduated from West Virginia in 2011 with a bachelor's degree in Biology.

A native of Hopkinsville, Ky., and the youngest of four, Tandy was a three-sport athlete at Christian County High School, playing football, basketball and baseball. He threw a single-season record 32 touchdown passes as a senior in 2007.

He and his wife, Melissa, have three children, Julian, Penelope and Gianna.

YEARS

2008-11
2012-17
2018
2019
2019
2020-

POSITION

West Virginia University, Player
Tampa Bay Buccaneers, Player
Atlanta Falcons, Player
Bishop McLaughlin Catholic High School, Defensive Coordinator
West Virginia University, Football Intern
Tampa Bay Buccaneers, Defensive/Special Teams Assistant

JOHN VAN DAM PASS GAME ASSISTANT



John Van Dam begins his sixth season with the Tampa Bay Buccaneers in 2024, and his first as pass game assistant.

Leading the tight ends room in 2023, Van Dam coached second-year tight end Cade Otton to career highs in receptions (47), receiving yards (455) and receiving touchdowns (four). In the playoffs, Otton led the team with 13 receptions, amassing 154 yards and a touchdown reception. His 154 yards were the second-most by a Tampa Bay player in a single postseason, trailing only Cameron Brate's 175 receiving yards during the Buccaneers run to a Super Bowl LV title following the 2020 season.

In Van Dam's first season as tight ends coach for the Buccaneers in 2022, he led a group of tight ends that combined for a total of 72 receptions for 673 yards and four touchdowns. Individually, Otton led all rookies at his position in receptions (42), ranked third in receiving yards (391), and fourth in receiving yards per game (24.4). Otton's 42 receptions were the second-most by a rookie tight end in franchise history.

In 2021, Van Dam served as assistant tight ends coach - his first season working specifically with that unit. Tampa Bay's tight end corps combined for 1,182 receiving yards and 11 receiving touchdowns in 2021 for an offense that finished first in each of those categories as a team. Individually, tight end Rob Gronkowski finished third among all tight ends with 66.8 receiving yards per game, and his 55 receptions and 802 receiving yards were each his most in a season since 2017.

Van Dam was promoted from offensive quality control coach to assistant tight ends coach following Tampa Bay's Super Bowl LV championship season in 2020. During the 2020 season, Van Dam assisted the league's second-ranked scoring offense (30.2 offensive points per game). The Buccaneers scored 30-or-more points in 12 games between the regular season and postseason - including seven-consecutive 30-point games to finish the season - which were the second-most such games in the NFL in 2020. Tampa Bay ranked fourth in the NFL with a +137 point differential during the regular season. In addition to the scoring, the Buccaneers finished fourth in passing yards per game (298.5), seventh in total offense (384.1), seventh in red zone efficiency (68.9%), seventh in yards per play (6.0) and 10th in first downs per game (22).

In his first season handling quality control efforts for the Buccaneers, Tampa Bay finished first in the league in passing offense (302.8 ypg), third in total offense (397.9 ypg) and tied for third in points scored per game (28.6 ppg). Van Dam spent a lot of time working closely with the tight end and quarterback groups, where starting quarterback Jameis Winston threw for a franchise record 5,109 yards passing and 33 touchdowns.

Van Dam came to Tampa Bay from Lafayette (Pa.) College, where he served as offensive coordinator and quarterbacks coach in 2018. Prior to that, Van Dam was the offensive coordinator for Southern Illinois for two seasons (2016-17). In 2016, the Salukis led the Missouri Valley Conference in total offense (470.2 yards per game), ranked second in points per game (30.9), and set a school record and led the Missouri Valley Conference in passing yards in a season with 3,660.

Before arriving at Southern Illinois, Van Dam served as offensive quality control assistant and assistant quarterbacks coach at the University of Florida in 2015 and served in a similar role at the University of Michigan in 2014. That followed two seasons at the University of Alabama, where he was an offensive graduate assistant, primarily working with wide receivers and running the offensive and special teams scout teams. During his time with the Crimson Tide, the program won the SEC title in 2012 and the 2013 BCS National Championship. Van Dam was also a graduate assistant and tight ends coach at Augustana (SD) College in 2008 and 2009 before being promoted to wide receivers coach in 2010 and 2011.

A native of East Lansing, Mich., Van Dam played quarterback at Michigan State, where he earned Academic All-Big 10 honors from 2006-08. He and his wife, Heather, have three children - daughters, Vada and Julia, and a son, Joseph.

VAN DAM AT A GLANCE

YEARS

2006-08
2008-09
2010-11
2012-13
2014
2015
2016-17
2018
2019-20
2021
2022-23
2024-

POSITION

Michigan State, Player
Augustana (SD) College, Graduate Assistant/Tight Ends
Augustana (SD) College, Passing Game Coordinator/Wide Receivers
Alabama, Offensive Graduate Assistant
Michigan, Offensive Assistant
Florida, Offensive Quality Control/Assistant Quarterbacks
Southern Illinois, Offensive Coordinator
Lafayette (Pa.) College, Offensive Coordinator/Quarterbacks
Tampa Bay Buccaneers, Offensive Quality Control
Tampa Bay Buccaneers, Assistant Tight Ends
Tampa Bay Buccaneers, Tight Ends
Tampa Bay Buccaneers, Pass Game Assistant

CHAD WADE

ASSISTANT STRENGTH & CONDITIONING



Chad Wade begins his 11th season as assistant strength & conditioning coach with the Tampa Bay Buccaneers in 2024. He was a member of the coaching staff for the Buccaneers Super Bowl LV Championship season in 2020.

Wade joined the team following 18 years (1996-2013) at the University of Nebraska. During that time Wade served as the assistant strength coach and strength coach for the men's and women's basketball teams, as well as helped coordinate workouts for the football team.

Wade graduated from Nebraska Wesleyan University with a bachelor's degree in sports management and minor in psychology (1996). He also was a member of the football team for two years (1992-94). Wade earned the designation of Master Strength and Conditioning Coach from the Collegiate Strength and Conditioning Coaches Association in 2013. Wade is married to Amber and the couple has three children, Burgess, William and Jet.

WADE AT A GLANCE

YEARS

1992-94
1996-2013
2014-

POSITION

Nebraska Wesleyan University, Player
University of Nebraska, Assistant Strength and Conditioning Coach
Tampa Bay Buccaneers, Assistant Strength and Conditioning Coach

DEANDRE WARD SR.

ASSISTANT STRENGTH & CONDITIONING



DeAndre Ward Sr. enters his third season as assistant strength & conditioning coach with the Tampa Bay Buccaneers in 2024.

Ward joined Tampa Bay after spending two seasons as assistant strength & conditioning coach at Mississippi State from 2020-21. He began his coaching career as assistant strength & conditioning coach for the Cincinnati Bearcats from 2018-19.

Beginning his career as a walk-on in 2013 at Mississippi State, Ward later earned a full scholarship to play linebacker for the Bulldogs, spending four seasons in Starkville (2013-16), and recording 79 tackles (five for loss), 1.5 sacks and one interception, which he returned for a touchdown. Ward played in a bowl game every season of his collegiate career and was part of the 2014 Mississippi State team that reached the No. 1 overall ranking in the country.

He and his wife, Meagan, have two sons, JR and Daylin, and a daughter, Vonne.

WARD AT A GLANCE

YEARS

2013-16
2018-19
2020-21
2022-

POSITION

Mississippi State University, Player
University of Cincinnati, Assistant Strength & Conditioning Coach
Mississippi State, Assistant Strength & Conditioning Coach
Tampa Bay Buccaneers, Assistant Strength and Conditioning Coach

ALL-TIME COACHES ROSTER

Brian Angelichio	Tight Ends	2012-13
Bruce Arians	Head Coach	2019-21
Keith Armstrong	Special Teams Coordinator	2019-23
Marcus Arroyo	Quarterbacks	2014
Mark Asanovich	Strength and Conditioning	1996-01
Tim Atkins	Defensive Quality Control	2019-21
	Assistant Secondary	2022-
Wendell Avery	Offensive Assistant	1999-00
Mike Bajakian	Quarterbacks	2015-18
Joe Baker	Defensive Backs	2009
	Linebackers	2010-11
Butch Barry	Assistant Offensive Line	2015-18
Joe Barry	Linebackers	2001-06, 2009
Tom Bass	Linebackers	1977
	Defensive Coordinator/Linebackers	1978-80
	Defensive Coordinator	1981
Jeremy Bates	Offensive Quality Control	2002-03
	Assistant Quarterbacks	2004
	Defensive Coordinator	2009
Jim Bates	Linebackers	1992-95
Maxie Baughan	Offensive Line	1987-88
Larry Beightol	Head Coach/Vice President	1985-86
Leeman Bennett	Offensive Quality Control	2006-07
Tim Berbenich	Assistant Running Backs	2008
	Assistant Wide Receivers	2009-11
Cory Bickey	Assistant Strength and Conditioning	2020-
Richard Bisaccia	Special Teams	2002-05
	Special Teams Coordinator	2006-07
	Associate Head Coach/Special Teams & Running Backs	2008
	Associate Head Coach/Special Teams Coordinator	2009-10
John Bobo	Offensive Assistant	1987-88
	Offensive Line	1989-90
Chris Boniol	Specialists	2019-22
Dave Borgonzi	Defensive Quality Control	2014-17
Bob Bostad	Offensive Line	2012-13
Todd Bowles	Defensive Coordinator	2019-21
	Head Coach	2022-
Gus Bradley	Defensive Quality Control	2006
	Linebackers	2007-08
Tommy Brasher	Defensive Line	1990
Danny Breyer	Defensive Assistant	2017-18
Greg Brown	Offensive Aide	1985-86
Kippy Brown	Running Backs	1995
Willie Brown	Wide Receivers	1976, 1978
	Running Backs	1977
Fred Bruney	Assistant Head Coach/Defensive Coordinator	1990
John Brunner	Offensive Moderator	1984
Brentson Buckner	Defensive Line	2018
Greg Burns	Defensive Backs	2006
Jay Butler	Head Strength and Conditioning	2012-13
Earnest Byner	Running Backs	2012-13
Gill Byrd	Cornerbacks	2014-15
Jim Caldwell	Quarterbacks	2001
Mike Caldwell	Inside Linebackers	2019-21
Louis Campbell	Defensive Assistant	1989
Dave Canales	Offensive Coordinator	2023
Kevin Carberry	Offensive Line	2024-
Bob Casullo	Tight Ends	2007-08
George Chaump	Running Backs	1979-81
Mike Chiurco	Assistant to the Head Coach	2019-22
	Defensive Assistant	2023
Clyde Christensen	Tight Ends	1996-98
	Quarterbacks	1999-00
	Offensive Coordinator	2001
	Quarterbacks	2019-22

Nathaniel Hackett	Offensive Quality Control	2006-07
Paul Hackett	Quarterbacks	2005-07
Jeff Hafley	Assistant Defensive Backs	2012
	Safeties	2013
Ray Hamilton	Defensive Line Assistant	1991
Tim Harkness	Receivers	1991
Jay Hayes	Defensive Line	2016-17
Andrew Hayes-Stoker	Wide Receivers	2014-15
Kim Helton	Offensive Line	1983-86
Jon Hoke	Secondary	2016-18
Tim Holt	Offensive Assistant	2010
	Assistant Offensive Line	2011
Skip Husbands	Offensive Line	1976-78
Brad Idzik	Wide Receivers	2023
Harold Jackson	Wide Receivers	1992-93
Maral Javadifar	Assistant Strength & Conditioning	2019-21
	Director of Rehabilitation/Performance Coach	2022-
Bill Johnson	Offensive Line	1979-82
Rashad Johnson	Defensive Assistant	2022-
Kent Johnston	Strength and Conditioning	1987-91
Amos Jones	Assistant Special Teams	2019
Nate Kaczor	Special Teams Coordinator	2016-18
Jeff Kastl	Offensive Quality Control	2022-
Dave Kennedy	Head Strength and Conditioning	2014-18
Chris Keenan	Assistant Strength and Conditioning	2009-11
Eddie Khayat	Defensive Line	1992-93
Monte Kiffin	Defensive Coordinator	1996-2008
Joe Kines	Outside Linebackers	1987-88
	Linebackers	1989-90
Roger Kingdom	Speed & Conditioning	2019-21
Dirk Koetter	Offensive Coordinator	2015
	Head Coach	2016-18
Bill Kollar	Kicking Teams	1984
Aaron Komarek	Strength and Conditioning Assistant	1996-99
Aaron Kromer	Senior Assistant	2005
	Senior Assistant/Offensive Line	2006-07
Phil Krueger	Offensive Backs	1976
	Research and Development	1977-78
	Assistant to the President/Special Teams	1979-80
Hank Kuhlmann	Offensive Coordinator/Running Backs	1991
Jimmy Lake	Assistant Defensive Backs	2006-07
	Defensive Backs	2010-11
Don Lawrence	Defensive Line	1985-86
Byron Leftwich	Offensive Coordinator	2019-22
Thaddeus Lewis	Assistant Wide Receivers	2021-22
	Quarterbacks	2023-
Bob Ligashesky	Special Teams Coordinator	2012
Dale Lindsey	Linebackers	1991
Lori Locust	Assistant Defensive Line	2019-22
Steve Logan	Running Backs	2009-11
Steve Loney	Assistant Offensive Line	2012-13
Alan Lowry	Special Teams/Tight End	1991
Tem Lukabu	Defensive Assistant	2012-13
Johnnie Lynn	Defensive Backs	1994-95
Pete Mangurian	Offensive Line	2009-10
Richard Mann	Wide Receivers	2002-08
	Assistant Head Coach/Wide Receivers	2009
Joe Marciano	Special Teams	1996-01
Rod Marinelli	Defensive Line	1996-01
	Assistant Head Coach/Defensive Line	2002-05
Larry Marmie	Senior Defensive Assistant	2014-15
Carl Mauck	Offensive Line	1991
Brett Maxie	Defensive Backs	2016-18
Bryan McClendon	Wide Receivers	2024-
Ben McDaniels	Offensive Assistant	2012-13
Thomas McGaughey	Special Teams Coordinator	2024-
John McKay	Head Coach/Vice President	1976-84
Todd McNair	Running Backs	2019-22

Larry Seiple	Receivers	1985-86
Steve Shafer	Defensive Backs	1991-93
Dan Shamash	Quality Control to the Head Coach	2012-13
Kyle Shanahan	Offensive Quality Control	2004-05
Bill Sheridan	Defensive Coordinator	2012-13
A.Q. Shipley	Offensive Assistant	2021
Doug Shively	Defensive Coordinator/Linebackers	1985
John Shoop	Quarterbacks	2004
Mike Shula	Offensive Assistant	1988-89
	Quarterbacks	1990
	Offensive Coordinator	1996-99
Kurtis Shultz	Assistant Strength and Conditioning	2006-08
	Head Strength and Conditioning	2009-11
Harry Smith	Strength Coach	1976-79
Lovie Smith	Linebackers	1996-00
	Head Coach	2014-15
Mikal Smith	Safeties	2014-15
Mike Smith	Defensive Coordinator	2016-18
Miles Smith	Intern Coach	2014
	Defensive Quality Control	2015
Robb Smith	Linebackers	2013
Jordan Somerville	Assistant Quarterbacks	2023-
Tim Spencer	Running Backs	2014-18
Paul Spicer	Assistant Defensive Line	2015-18
Michael Stacchiotti	Assistant Strength & Conditioning	2019
Jim Stanley	Defensive Coordinator	1986
Les Steckel	Offensive Coordinator	2000
Ben Steele	Offensive Quality Control	2014-16
	Tight Ends	2017-18
George Stewart	Special Teams/Tight Ends	1992-94
	Special Teams	1995
Rodney Stokes	Special Teams	1987-90
Byron Storer	Assistant Special Teams	2010-11
Grady Stretz	Defensive Line	2011
Dwayne Stukes	Special Teams Quality Control	2008
	Assistant Defensive Backs	2009-10
	Special Teams Coordinator	2011
Mike Sullivan	Offensive Coordinator	2012-13
Keith Tandy	Defensive/Special Teams Assistant	2020-
Ricky Thomas	Offensive Assistant	1997-98
	Tight Ends	1999-01
Rusty Tillman	Defensive Coordinator	1995
Howard Tippet	Linebackers/Special Teams	1981, 1985-86
	Linebackers	1982-84
Mike Tomlin	Defensive Backs	2001-05
Marc Trestman	Quarterbacks	1987
Ron Turner	Quarterbacks	2012
Art Valero	Tight Ends	2002-03
	Running Backs	2004-05
	Assistant Head Coach/Running Backs	2006-07
John Van Dam	Offensive Quality Control	2019-20
	Assistant Tight Ends	2021
	Tight Ends	2022-23
	Pass Game Assistant	2024-
Alex Van Pelt	Quarterbacks	2010-11
Joe Vaughn	Assistant Strength and Conditioning	2012-18
Dick Voris	Linebackers	1976
Chad Wade	Assistant Strength & Conditioning	2014-
Dave Wannstedt	Special Teams Coordinator	2013
DeAndre Ward Sr.	Assistant Strength & Conditioning	2022-
George Warhop	Offensive Line	2014-18
Todd Wash	Defensive Quality Control	2007
	Defensive Line	2008-10
Morris Watts	Quarterbacks	1991
Andrew Weidinger	Offensive Quality Control	2015
	Assistant Wide Receivers/Game Management	2016-17
	Game Management	2018
Matt Wiegand	Assistant Offensive Line	2014
Chris Wiesehan	Offensive Assistant	2005

Alan Williams	Defensive Assistant	2001
Charlie Williams	Wide Receivers	1996-01
Richard Williamson	Wide Receivers	1987-89
	Assistant Head Coach/Wide Receivers	1990
	Head Coach	1990-91**
Kirby Wilson	Running Backs	2002-03
Richard Wood	Defensive Assistant	1991
Joe Woods	Defensive Quality Control	2004-05
Sam Wyche	Head Coach/Director of Football Operations	1992-95
Bob Wylie	Offensive Line	1992-95
Eric Yarber	Wide Receivers	2010-11
George Yarno	Assistant Offensive Line	2008

* Ray Perkins was head coach for the first 13 games of 1990

** Richard Williamson was named head coach with three games remaining in 1990

^Raheem Morris was named defensive coordinator on December 25, 2008 prior to being promoted to head coach on January 17, 2009

MIKE GREENBERG ASSISTANT GENERAL MANAGER



Mike Greenberg enters his 15th season with the Buccaneers and second as Assistant General Manager. Prior to his promotion, Greenberg spent two seasons as the vice president of football administration after eight seasons as director of football administration and two seasons as the coordinator of football administration. He originally joined the club as player personnel assistant in 2010.

Greenberg works directly with General Manager Jason Licht on all aspects of the salary cap, contract negotiations, compliance with the NFL's Collective Bargaining Agreement, as well as the club's financial and strategic planning. He also oversees budgeting for all football operations, including the coaching, scouting, video, athletic training, equipment, groundskeeping, strength and conditioning and player development departments.

Working in tandem with Vice President of Football Research Jacqueline Davidson, Greenberg and his staff pieced together yet another noteworthy free agency haul in 2024, re-signing four of the NFL's top free agents in linebacker Lavonte David, wide receiver Mike Evans, quarterback Baker Mayfield and safety Antoine Winfield Jr., in addition to bringing back safety Jordan Whitehead, who was formerly a starter on the team's Super Bowl LV championship team. After managing to keep the team's core in place following its run to the NFC Divisional Round in 2023, Greenberg also helped add a number of value free agents including cornerback Bryce Hall, offensive linemen Ben Bredeson and Sua Opetia and wide receiver Sterling Shepard.

Greenberg received critical acclaim for his work this offseason, helping the Buccaneers navigate a challenging salary cap situation while re-signing key members of the team and retooling the club's roster through a series of value signings. Despite financial restraints, Greenberg orchestrated the extension of outside linebacker Anthony Nelson, plus the re-signing of cornerback Jamel Dean and linebacker Lavonte David, two of the NFL's top available free agents heading into the 2023 offseason. In addition, Greenberg advised on negotiations in the signings of free agent quarterback Baker Mayfield, running back Chase Edmonds, defensive lineman Greg Gaines and kicker Chase McLaughlin.

In the 2022 offseason, Greenberg worked to sign several free agents, including wide receiver Russell Gage and defensive lineman Akiem Hicks. Greenberg also played a key role in negotiating contracts to re-sign cornerback Carlton Davis III, Pro Bowl receiver Chris Godwin, and Pro Bowl center Ryan Jensen.

The 2021 offseason resulted in the Buccaneers becoming the first team in the Super Bowl era to return all 22 starters after winning the Super Bowl. Greenberg played a crucial part in re-signing outside linebacker Shaquil Barrett, linebacker Lavonte David, tight end Rob Gronkowski, defensive lineman Ndamukong Suh, running back Leonard Fournette, while also extending Super Bowl LV MVP Tom Brady. Offensive lineman Donovan Smith also signed his second contract extension with the team in March.

In addition, Greenberg was able to negotiate a contract extension with nose tackle Vita Vea in Week 18 of the 2021 season.

During the 2020 offseason, Greenberg was vital in negotiating quarterback Tom Brady's two-year contract. He also oversaw the re-signings of former Pro Bowlers Jason Pierre-Paul and Ndamukong Suh, two key veteran presences on the Buccaneers defense. Greenberg was named a 2020 Tampa Bay Business Journal 40 under 40 honoree, in addition to also being listed on The Athletic's "NFL 40 Under 40: The rising stars shaping the direction of the NFL."

In his role as Director of Football Administration, Greenberg oversaw long-term contract extensions for linebacker Lavonte David and wide receiver Mike Evans, each of whom have earned Pro Bowl honors during their time with Tampa Bay. Greenberg also worked on extensions for offensive linemen Ali Marpet and Donovan Smith.

Before joining the Buccaneers, Greenberg worked with the New York Jets as a football administration intern in 2008 and 2009. He also spent time working as a law clerk for the National Football League's Management Council and as a summer associate at Jaspian Schlesinger LLP.

Greenberg graduated with honors from Cornell University in 2007 with a Bachelor of Science degree in policy analysis and management, and earned a Juris Doctor from Hofstra University School of Law on a full academic scholarship in 2010. He also was the research editor for the Hofstra Law Review. Greenberg is licensed to practice law in New York.

Prior to enrolling at Cornell, Greenberg spent one year at Binghamton University (2003), where he was a member of the Bearcats soccer program that advanced to the second round of the NCAA tournament that year and finished top 25 in the nation. Greenberg was also named to the America East All-Academic team. In 2023, the 2003 men's soccer team was inducted into the Binghamton Hall of Fame.

In 2017, Greenberg was inducted into the John F. Kennedy (Bellmore, New York) High School Hall of Fame. He and his wife, Ilana, have three sons, Hank, Harry, and Gus. They reside in Tampa.

JOHN SPYTEK ASSISTANT GENERAL MANAGER



John Spytek enters his second season as Assistant General Manager and ninth with the Buccaneers, having spent 21 total seasons in the NFL. Prior to being promoted to Assistant General Manager, Spytek spent two seasons as the Vice President of Player Personnel.

As Assistant General Manager, Spytek works closely with Buccaneers General Manager Jason Licht regarding the NFL Draft, key free-agent acquisitions and all other personnel decisions. Spytek oversees the day-to-day operations of the college and pro scouting departments for Tampa Bay. He is responsible for administering free agency preparation and evaluating talent throughout the NFL and other professional football leagues. Since joining the Buccaneers in 2016, Tampa Bay has clinched four playoff appearances, six playoff victories, three NFC South division titles and a Super Bowl championship. The team's six playoff wins since 2016 are tied for the fifth-most in the NFL during that span.

Tampa Bay's 2024 offseason was headlined by the re-signings of a number of successful draft picks and free agents from Spytek's time with the Buccaneers, including quarterback Baker Mayfield and safety Antoine Winfield Jr. Mayfield – a 2023 free agent signing by Tampa Bay – was named to his first Pro Bowl and earned the PFWA Most Improved Player award, leading the Buccaneers to an NFC South division title and a spot in the NFC Divisional Round. Additionally, the team was able to navigate the salary cap to re-sign franchise cornerstones in linebacker Lavonte David and wide receiver Mike Evans. Spytek also assisted in the decision to bring back safety Jordan Whitehead in free agency, who was a starting member of the secondary on Tampa Bay's Super Bowl LV championship team, in addition to adding cornerback Bryce Hall, offensive linemen Ben Bredeson and Sua Opetia and wide receiver Sterling Shepard.

Over the course of the 2023 offseason, Spytek helped maneuver a challenging salary cap situation with a series of value signings and extensions for key free agents. In addition to re-signing outside linebacker Anthony Nelson, Spytek contributed to the re-signing of cornerback Jamel Dean and linebacker Lavonte David, two of the top free agents in the NFL heading into the 2023 offseason. Beyond that, Spytek was integral in the signings of free agent quarterback Baker Mayfield, defensive lineman Greg Gaines, running back Chase Edmonds and kicker Chase McLaughlin. In his first season, McLaughlin was named first-team All-Pro by Pro Football Focus after setting a new single-season franchise record for field goal percentage (93.5%), converting 29-of-31 field goal opportunities in 2023. Spytek was a key contributor in the selections of the team's 2023 draft class, which led the NFL in total snaps by a rookie class (5,560). First-round defensive lineman Calijah Kancey and third-round outside linebacker Yaya Diaby combined for 59 pressures, 22 tackles for loss, 20 quarterback hits and 11.5 sacks.

During the 2022 offseason, he played a role in the trade for guard Shaq Mason, and the signing of free agent wide receiver Russell Gage Jr., Pro Bowl defensive lineman Akiem Hicks, and Pro Bowl safety Keanu Neal. The Buccaneers also re-signed cornerstone pieces on offense and defense following back-to-back playoff appearances, including cornerback Carlton Davis III, wide receiver Chris Godwin, and center Ryan Jensen.

In 2021, the Buccaneers tied a franchise record with nine total Pro Bowl players selected, including eight either drafted or signed during Spytek's time with Tampa Bay.

Following Super Bowl LV, the Buccaneers brought back all 22 starters, including re-signing free agents Ndamukong Suh, Shaquil Barrett, and Leonard Fournette. Tampa Bay became the first team in the salary cap era to return all 22 starters the season following a Super Bowl victory.

The 2020 offseason saw Spytek assist in acquiring then six-time Super Bowl-winning quarterback Tom Brady and four-time All-Pro tight end Rob Gronkowski. In the 2020 regular season, Brady helped guide the team to an 11-5 record, while setting the franchise single-season touchdown pass record, with 40. Brady also oversaw an offense that established franchise records for points scored (492) and total touchdowns (59). Gronkowski ranked 10th in receiving yards among tight ends (623) and tied for sixth in receiving touchdowns by a tight end, with seven.

In the 2020 NFL Draft, Spytek was part of the front office that drafted Tristan Wirfs and Antoine Winfield Jr., both of whom started all 16 games and earned PFWA All-Rookie Team honors. Wirfs and Winfield Jr. each received their first Pro Bowl selections following the 2021 season, and Wirfs was also named first-team All-Pro in just his second NFL season. Winfield Jr. later garnered first-team All-Pro honors in 2023.

During the 2019 offseason, the Buccaneers signed defensive tackle Ndamukong Suh and outside linebacker Shaquil Barrett, both of whom were key contributors for Tampa Bay over the ensuing three seasons. Suh helped lead a Buccaneers defensive line that was a key factor in Tampa Bay's consecutive seasons (2019-2020) as the No.1 ranked run defense.

Barrett has earned two Pro Bowl selections in the past four years (2019, 2021), and earned second-team All-Pro honors in 2019 after leading the NFL in sacks, with 19.5 – establishing a new franchise record. Barrett's 40.5 sacks since 2019 are tied for the fourth-most in the NFC and rank fifth in Buccaneers history. Barrett also registered 3.0 sacks in the 2020 NFC Championship game, helping the Buccaneers advance to Super Bowl LV.

The 2019 NFL Draft saw Tampa Bay select linebacker Devin White with the fifth overall pick. In three seasons, White – named a team captain in 2020 and 2021 – has earned second-team All-Pro and multiple NFC Defensive Player of the Month awards, as well as PFWA All-Rookie selection and multiple NFC Rookie of the Month awards. Following his third season, White earned his first Pro Bowl selection.

Spytek worked with Licht in acquiring Jason Pierre-Paul from the New York Giants in 2018. In three seasons with the Buccaneers, Pierre-Paul averaged 0.73 sacks per game – eighth-most in the NFL during that stretch. Pierre-Paul earned a Pro Bowl berth in 2020 after posting a team-high 9.5 sacks and a career-best four forced fumbles.

Prior to joining Tampa Bay, Spytek spent three seasons with the Denver Broncos, where he worked as Southwest area scout in 2013, before being elevated to national scout, a position he held for two years (2014-15). The Broncos' 37 regular season and 42 overall wins were the most in the NFL over that three-year span, culminating in a Super Bowl 50 victory on February 7, 2016.

Before joining the Broncos, Spytek spent three seasons (2010-12) as the Cleveland Browns' director of college scouting. While with the Browns, Spytek assisted in drafting six players who earned PFW/PFWA All-Rookie Team honors and five players who were selected to a Pro Bowl.

Spytek began his player personnel career working as an intern with the Philadelphia Eagles in 2005, earning a full-time college scouting assistant position in 2006 and spending three years as a college/pro scout from 2007-09. His first job in the NFL was as an operations intern with the Detroit Lions in 2004.

In his career, Spytek has worked with a number of top-level executives and coaches, including John Elway, Andy Reid, Mike Holmgren, Tom Heckert, John Harbaugh & Gary Kubiak.

John and his wife, Kristen co-founded the National CMV Foundation in 2014 to educate families about congenital CMV, a virus that ultimately claimed the life of their 21-month old daughter, Evelyn, in 2014. The couple are also parents to Jack and Thomas.

A native of Pewaukee, Wisconsin, Spytek played linebacker at the University of Michigan from 1999-2002, earning a bachelor's degree in general studies and a master's in sports management.

MIKE BIEHL DIRECTOR OF PLAYER PERSONNEL



Mike Biehl enters his 11th season with Tampa Bay and third as the team's director of player personnel. In his role, Biehl is responsible for coordinating and compiling evaluations of all draft-eligible players, while overseeing the entire college scouting staff. Prior to 2022, Biehl was the director of college scouting for the Buccaneers.

On the path to an appearance in the NFC Divisional Round in 2023, the Buccaneers relied heavily on their draft class, which provided the most total snaps by a rookie class in the NFL that season (5,560). Seven members of the eight-person class played in at least 13 games for Tampa Bay as the collective group combined for 106 games played and 48 games started. First-round defensive lineman Calijah Kancey and third-round outside linebacker Yaya Diaby combined for 59 pressures, 22 tackles for loss, 20 quarterback hits and 11.5 sacks. Diaby led all rookies in tackles for loss in 2023, with 12, and tied for first in fumble recoveries (two), in addition to leading the Buccaneers in sacks. Meanwhile, Kancey was named the NFL Defensive Rookie of the Month for November, finishing his rookie campaign tied for second among rookies in tackles for loss (10), tied for fourth in quarterback hits (12) and sixth in quarterback pressures (33). Second-round guard Cody Mauch started all 17 games for Tampa Bay in his rookie season, while sixth-round cornerback Josh Hayes led all NFL players in special teams tackles in 2023 (14).

Tampa Bay selected eight players in the 2022 NFL Draft and saw immediate contributions from the entire class, ranking seventh in the NFL with 3,689 snaps by rookies in the 2022 season. Of those 3,689 snaps, the Buccaneers saw their rookies log 1,977 of them on offense, good for the fourth-most in the NFL. Fourth-round tight end Cade Otton was Tampa Bay's most prolific rookie contributor on offense in 2022, leading all rookie tight ends with 42 receptions and ranking third among rookie tight ends with 391 receiving yards. Since entering the league in 2022, Otton ranks second among all tight ends in offensive snaps played (1,774), in addition to ranking third in his tight end class in receptions (89), third in receiving touchdowns (six) and fourth in receiving yards (846). After taking over the lead running back role in 2023, 2022 third-rounder Rachaad White ranks first in receiving yards (839) and tied for first in receiving touchdowns (five) among running backs in his draft class over the past two seasons. White also stands tied for second among running backs in scrimmage yards (2,310) and tied for fifth in scrimmage touchdowns (12) during that span.

In 2021, Tampa Bay selected outside linebacker Joe Tryon-Shoyinka in the first round and center Robert Hainsey in the third round, who each became primary starters in just their second NFL season (2022). The pairing has combined to appear in 94 games over their first three seasons, starting a total of 68.

In 2020, the NFL conducted its first ever virtual draft, with the Buccaneers selecting a total of seven players. Five out of six players saw playing time in at least ten games, led by first and second-round picks Tristan Wirfs and Antoine Winfield Jr. Despite no offseason or preseason games, both rookies started all 16 regular season games and every playoff game they appeared in.

Wirfs and Winfield Jr. turned out to be key contributors en route to the Buccaneers second Super Bowl victory. Wirfs played every offensive snap, only allowing one sack. Winfield Jr. had similar success, starting his rookie campaign by winning NFL Defensive Rookie of the Month and finishing third on the team with 94 tackles, 3.0 sacks, two forced fumbles, and an interception. Both were named to the PFWA All-Rookie team. Since 2020, Wirfs and Winfield Jr. have been two of the NFL's most productive players at their respective positions with Wirfs earning three Pro Bowl selections and one AP first-team All-Pro nod in his four seasons and Winfield Jr. earning one Pro Bowl trip and one first-team All-Pro selection.

The 2019 NFL Draft produced a total of eight draft picks, with five players seeing starts in Todd Bowles' defense. Devin White, picked fifth overall, started all 13 games he played, recording 91 tackles, recovering four fumbles, and capping his first season with consecutive NFL Defensive Rookie of the Month honors for November and December. Cornerback Sean Murphy-Bunting, picked in the second-round, led the team with three interceptions, tying for the most among NFL rookies. Both White and Murphy-Bunting earned spots on the PWFA's All-Rookie team. Third-round pick Jamel Dean finished the season with 17 passes defended, tying for fourth in the NFL.

In his second season, White was named a team captain and led Tampa Bay with 140 tackles – fifth-most in the NFL – while adding 9.0 sacks. White earned second-team All-Pro honors from the Associated Press and was named NFC Defensive Player of the Week twice. Both White and Murphy-Bunting were key contributors during Tampa Bay's postseason run, with White tallying 38 tackles, two interceptions and two fumble recoveries, while Murphy-Bunting recorded three interceptions in his first three career playoffs games, becoming just the fourth player to do so in the Super Bowl era. White later garnered his first Pro Bowl selection for his efforts during the 2021 season.

With the 12th overall pick in the 2018 NFL Draft, the Buccaneers selected defensive tackle Vita Vea, who helped anchor the Buccaneers' top-ranked run defense during the 2019 and 2020 seasons. The team has finished top five in rush defense in four of Vea's six seasons in Tampa Bay, helping land Vea his first Pro Bowl selection in 2021. Fourth-round pick Jordan Whitehead, chosen 117th overall, started 55-of-59 career games for Tampa Bay in his first four seasons, tallying 292 tackles and five interceptions. After two productive seasons with the New York Jets, Whitehead re-signed with the Buccaneers prior to the 2024 season as a key free agent acquisition.

Ronald Jones II – a second-round pick in the 2018 Draft – recorded 1,000 yards from scrimmage and six rushing touchdowns in nine starts in 2019 and followed that up with an even more impressive 2020. Jones rushed for 978 yards on 192 carries (5.1 avg.) with seven touchdowns. His 5.1 yards per carry established a new franchise record and ranked eighth in the NFL among qualified rushers.

Fellow 2018 second-round pick Carlton Davis III started 75 career games over six seasons for Tampa Bay, including starting all nine of the team's playoff games between 2020–23. Over his six years for the Buccaneers, Davis III ranked fifth in the NFL in passes defended (73), adding 13 takeaways.

The 2017 NFL Draft saw Biehl, working with General Manager Jason Licht, select six players, with three stepping into starting roles as rookies. The Buccaneers' first-round pick, tight end O.J. Howard, started all 14 games he played in, tying for the team lead with six touchdown receptions – tied for the second-most among NFL rookies and the fourth-most ever by a Buccaneers rookie.

In the third round of the 2017 NFL Draft, the Buccaneers selected wide receiver Chris Godwin. Over seven seasons with Tampa Bay, Godwin has totaled 6,690 receiving yards – the second-most in team history – and 34 touchdowns, which rank tied for second in franchise history. Since becoming a full-time starter in 2019, Godwin ranks 10th in the NFL in receiving yards per game (73.9 avg.) among players with at least 50 games played during that span. The 2019 season saw him rank third in the NFL with 1,333 receiving yards and fourth in the NFL in receiving touchdowns with nine, earning Pro Bowl and second-team AP All-Pro honors. During the 2022 offseason, Godwin signed a contract extension after he led the team in receiving yards (1,103) and receptions (98) in 2021. Coming off an ACL injury at the end of the 2021 campaign, Godwin recorded 104 receptions for 1,023 yards during the 2022 season. His 104 receptions in 2022 were the second-most in a single season in franchise history. He earned his third consecutive 1,000-yard receiving season in 2023, finishing with 83 receptions for 1,024 yards.

Biehl also assisted Licht in the 2015 NFL Draft, where the team held the first overall pick which was used to select quarterback Jameis Winston, who earned Pepsi NFL Rookie of the Year and a PFWA All-Rookie Team selection, while setting nearly every rookie passing record in Buccaneers history. The 2015 draft also saw Tampa Bay select tackle Donovan Smith (34th overall), guard Ali Marpet (61st overall) and linebacker Kwon Alexander (124th overall), all of whom earned a spot on the PFWA All-Rookie Team alongside Winston. Alexander was selected to the 2017 Pro Bowl. Both Marpet and Smith signed contract extensions, with Marpet named first-team All-Pro by Pro Football Focus in 2020 in addition to being named to the PFWA All-NFC Team, before later earning a Pro Bowl selection in 2021.

Biehl came to the Buccaneers with 16 seasons of NFL experience, including 13 seasons with the San Diego Chargers (2001–13). Biehl worked as the club's assistant director of college scouting for six seasons (2008–13), after being promoted from college scout (2001–07), where he scouted the Midwest region of the country. Over that span, the Chargers had the eighth-most wins in the NFL, won five AFC West division championships and made six playoff appearances.

Prior to his time with the Chargers, Biehl spent three seasons (1998–2000) working in the Buffalo Bills' personnel department, during which time the Bills had the NFL's sixth-best record and qualified for the playoffs twice.

A native of Paxton, Illinois, Biehl attended Illinois State University, where he earned a bachelor's degree in finance and a master's in sports management.

Mike and his wife, Kim, have two children: son Nathan, and daughter Kendall.

ROB MCCARTNEY DIRECTOR OF PLAYER PERSONNEL



PERSONNEL

PLAYERS

2023 REVIEW

HISTORY

RECORDS

SIDELINES

Rob McCartney enters his 14th season with the Buccaneers and third as director of player personnel. In addition to overseeing the pro scouting department, McCartney advises General Manager Jason Licht throughout the draft process and in free agency. Before his promotion in 2022, McCartney served as the team's director of pro scouting.

As director of pro scouting, McCartney oversaw the Buccaneers pro personnel staff and advance reports, along with the evaluation of opponents, pro leagues, free agents, and trade prospects. Prior to becoming the director of pro scouting – a role that he held since 2015 – McCartney was the Buccaneers pro scouting coordinator, a title he held for one season.

Tampa Bay's 2024 offseason focused primarily on retaining four of the NFL's top free agents on the market – Lavonte David, Mike Evans, Baker Mayfield and Antoine Winfield Jr. – but McCartney played an instrumental role in maximizing the remaining salary cap space to sign a number of outside free agents headlined by the signing of safety Jordan Whitehead, who started on Tampa Bay's Super Bowl LV championship team. In addition, the team signed a number of value free agents, including guard Ben Bredeson, cornerback Bryce Hall, guard Sua Opeta and wide receiver Sterling Shepard.

In 2023, McCartney contributed to a series of value signings as Tampa Bay navigated challenging salary cap restraints. He assisted in the team's acquisitions of free agent quarterback Baker Mayfield, defensive lineman Greg Gaines, guard Matt Feiler, running back Chase Edmonds and kicker Chase McLaughlin. In his first season with the team, Mayfield earned his first career Pro Bowl selection and was named PFWA Most Improved Player after setting career highs in passing yards (4,044), passing touchdowns (28) and completion percentage (64.3%). Meanwhile, McLaughlin earned first-team All-Pro recognition from Pro Football Focus, converting 29-of-31 field goal opportunities in 2023 to set a new single-season franchise record for field goal percentage (93.5%).

Additionally in 2023, the Buccaneers relied heavily on their draft class to reach the NFC Divisional Round in 2023, during which it provided the most total snaps by a rookie class in the NFL that season (5,560). Seven members of the eight-person class played in at least 13 games for Tampa Bay as the collective group combined for 106 games played and 48 games started. First-round defensive lineman Calijah Kancey and third-round outside linebacker Yaya Diaby combined for 59 pressures, 22 tackles for loss, 20 quarterback hits and 11.5 sacks. Diaby led all rookies in tackles for loss in 2023, with 12, and tied for first in fumble recoveries (two), in addition to leading the Buccaneers in sacks. Meanwhile, Kancey was named the NFL Defensive Rookie of the Month for November, finishing his rookie campaign tied for second among rookies in tackles for loss (10), tied for fourth in quarterback hits (12) and sixth in quarterback pressures (33). Second-round guard Cody Mauch started all 17 games for Tampa Bay in his rookie season, while sixth-round cornerback Josh Hayes led all NFL players in special teams tackles in 2023 (14).

In the 2022 offseason, McCartney played a key role in acquiring several free agents, including wide receivers Russell Gage and Julio Jones and defensive lineman Akiem Hicks. McCartney also evaluated guard Shaq Mason, who the Buccaneers acquired via trade from the New England Patriots.

In 2021, McCartney was named to the Tampa Bay Business Journal's 40 under 40 list, celebrating individuals under the age of 40 who have achieved notable success, demonstrated exceptional leadership, and made significant contributions in their respective fields.

During the 2020 offseason, McCartney was involved in bringing in quarterback Tom Brady and tight end Rob Gronkowski. Other veteran players to join the Buccaneers during the 2020 season were running back Leonard Fournette and kicker Ryan Succop. Despite a global pandemic, Tom Brady would lead the team to an 11-5 record and a Super Bowl victory. Brown, Fournette and Gronkowski would each go on to score touchdowns in Super Bowl LV, while Succop set a regular season franchise record for the most points in a single season (136).

During the 2019 offseason, he scouted outside linebacker Shaquil Barrett and defensive lineman Ndamukong Suh. Barrett went on to have a Pro Bowl year, setting the franchise sack record with an NFL-best 19.5, while Suh started all 16 games for Tampa Bay, helping the team register the No. 1 rush defense in the NFL. The pair continued their success into the 2020 season, starting all 20 games, including four playoff games. Barrett and Suh helped the Buccaneers finish as the No. 1 rush defense for the second consecutive season.

In 2018, McCartney contributed to the signing of free agent center Ryan Jensen and the acquisition of outside linebacker Jason Pierre-Paul from the New York Giants. Jensen went on to start 65 games for the Buccaneers and was an integral part of the club's Super Bowl LV Championship team. He earned his first career Pro Bowl nod in 2021. In three seasons with the Buccaneers, Pierre-Paul averaged 0.73 sacks per game – eighth-most in the NFL during that stretch. Pierre-Paul earned a Pro Bowl berth in 2020 after posting a team-high 9.5 sacks and a career-best four forced fumbles.

McCartney spent the 2014 season as a national scout, following two seasons as a pro scout, a title he earned after being elevated from a pro personnel assistant.

While working as a national scout, McCartney was responsible for scouting top college prospects east of the Mississippi River. As a pro scout, McCartney assisted Tampa Bay's pro personnel department, including organizing player workouts.

McCartney came to Tampa Bay after working as a player personnel intern for the Pittsburgh Steelers organization from 2009-10 and as a summer intern in the player personnel department from 2006-08.

His father, Bob McCartney, has spent 52 seasons with the Pittsburgh Steelers and was recognized by the Pro Football Hall of Fame in 2024 with an Award of Excellence for his contributions as a long-time film/video director.

McCartney graduated from the University of South Carolina in 2009 with a Bachelor of Science degree in sport and entertainment management. Rob and his wife Kristi reside in Tampa, along with their three daughters, Madison, Charlotte and Zoe.

JACQUELINE DAVIDSON

VICE PRESIDENT OF FOOTBALL RESEARCH



Jacqueline Davidson enters her fifth season with the Buccaneers and second as the Vice President of Football Research after being promoted from Senior Director of Football Research.

Davidson is responsible for supporting the front office and coaching staff in roster and strategy decisions through research and development. She also works alongside General Manager Jason Licht and Assistant General Manager Mike Greenberg on player contracts and salary cap decisions.

In 2024, Davidson led the contract negotiations that resulted in the re-signings of Pro Bowl quarterback Baker Mayfield and All-Pro safety Antoine Winfield Jr., retaining players on both sides of the ball that helped lead Tampa Bay to the 2023 NFC Divisional Round. Davidson also administered the re-signing of kicker Chase McLaughlin, who set a single-season franchise record for field goal percentage (93.5%) in his first year in Tampa Bay, earning first-team All-Pro recognition from Pro Football Focus. The Buccaneers also brought back two more of the NFL's top 2024 free agents in linebacker Lavonte David and wide receiver Mike Evans. Davidson and the Tampa Bay front office didn't stop there, as the team also sealed a deal to return a former starting safety from its Super Bowl LV championship team in Jordan Whitehead reuniting one of the league's top safety duos.

During the 2023 offseason, Davidson contributed to the re-signings of key contributors in cornerback Jamel Dean, outside linebacker Anthony Nelson, and linebacker Lavonte David. Dean, Nelson, and David ranked second, third, and fourth, respectively, in total snaps by Buccaneers defenders during the 2022 season. In addition, Dean and David were rated as the fifth- and sixth-best free agents available, respectively, heading into the 2023 offseason, per Pro Football Focus.

Davidson was instrumental in re-signing a pair of key starters in 2022 in cornerback Carlton Davis III and wide receiver Chris Godwin, in addition to retaining center Ryan Jensen. Prior to the 2022 offseason, Davidson assisted with securing an extension for Buccaneers Pro Bowl nose tackle Vita Vea leading into the team's Week 18 game.

Following Super Bowl LV, Davidson played a vital role in helping the Buccaneers bring back all 22 starters, including a total of six free agent re-signings and two contract extensions. This marked the first time in the salary cap era that a defending Super Bowl champ has returned all 22 starters.

Before joining the Buccaneers, Davidson spent 11 seasons working in football administration with the New York Jets, spending eight-plus years as the Manager, Football Administration from 2007-15 before being elevated to Director, Football Administration (2015-18).

In her role as Director, Football Administration, Davidson served as the Jets' lead negotiator of player contracts and managed the team's salary cap and player budgets. She was also tasked with adhering to the regulations of the NFL's collective-bargaining agreement and predicting future trends relating to the league's salary cap.

Davidson entered the league as a legal intern with the National Football League's Management Council in 2004, while pursuing her law degree. She also worked as a staff attorney for the United States District Court in Alabama and a judicial law clerk for Judge Virginia Emerson Hopkins prior to earning her position with the Jets in 2007.

After graduating from Davidson College in 2002 with a Bachelor of Arts degree in economics, Davidson earned a Juris Doctor from Cornell University School of Law in 2005. Born in Tuscaloosa, Alabama, she is a member of the New York State Bar Association.

BRUCE ARIANS

SENIOR ADVISOR TO THE GENERAL MANAGER



Bruce Ariens enters his sixth season with the Buccaneers and third as Senior Advisor to the General Manager. In his role, he advises and offers counsel to General Manager Jason Licht. Prior to this role, Ariens was the Buccaneers head coach for three seasons (2019-21), delivering the organization's second Super Bowl title in 2020. He was honored during the 2022 season as the newest member of the Buccaneers Ring of Honor.

Ariens concluded a 46-year coaching career, including his last nine leading NFL franchises. With the Buccaneers from 2019-2021, he amassed a 31-18 (.633) regular season record and a 5-1 (.833) postseason record, including a victory in Super Bowl LV following the 2020 season. In 2021, he directed Tampa Bay to its first NFC South division title since 2007 and victory in the Wild Card Round. The Buccaneers' 36 combined regular season and postseason victories over his three seasons were the fourth-most in the NFL.

During Ariens' tenure, Tampa Bay led the NFL in points scored (29.8 per game), passing yards (300.0 per game), passing touchdowns (118), completions (1,284), and passing first downs (755), ranked third in total yards (396.2 per game), fourth in first downs (22.9 per game), and seventh in sacks allowed (92).

Ariens is a two-time Associated Press NFL Coach of the Year, earning the award in 2012 (Indianapolis Colts) and in 2014 (Arizona Cardinals). He is the only coach in NFL history to earn the award multiple times in a three-year span with different teams and is one of only 12 coaches in NFL history to win the award multiple times.

Including his 9-3 record as interim head coach of the Indianapolis Colts in 2012, Arians owns an 89-51-1 regular season record (.635) and ranks eighth in winning percentage among coaches who have coached at least 100 games in the Super Bowl era. Arians is Tampa Bay's all-time leader in regular season and postseason winning percentage, while his .619 regular season winning percentage as head coach of the Arizona Cardinals is the best in that franchise's history. He joins Bill Parcells, Andy Reid and Marty Schottenheimer as the only coaches during the Super Bowl era to hold that distinction for two organizations.

Upon being hired by the Buccaneers, Arians quickly built a staff of qualified assistant coaches, bringing on a collection of coaches with decades of NFL experience. In building his staff, Arians also put together one of the most diverse coaching groups in the NFL. The Buccaneers were the only team in the league to have three coordinator positions, as well as the role of assistant head coach, filled by minority coaches. In addition, Arians' staff made NFL history by becoming the first to have two female coaches in full-time assistant roles.

Throughout his 28-year NFL career, Arians has worked closely with some of the league's top passers, including Tom Brady, Peyton Manning, Ben Roethlisberger, Andrew Luck and Carson Palmer. Since 2009, Arians served as either head coach or offensive coordinator for four different franchises (Tampa Bay, Arizona, Indianapolis, Pittsburgh) and oversaw an offense that ranked in the top 10 in the league at each stop.

Arians' coaching career began as a graduate assistant at his alma mater, Virginia Tech, in 1975, before being elevated to running backs coach in 1977. He spent 1978-80 with Mississippi State as the school's running backs/wide receivers coach before coaching the running backs at Alabama for two seasons (1981-82) under legendary coach Paul "Bear" Bryant. Arians would later return to Mississippi State (1993-95) and Alabama (1997) to serve as the offensive coordinator for the respective schools. He became one of the youngest head coaches in Division I history when Temple University hired him in 1983 at the age of 30. He spent six seasons coaching the Owls (1983-88).

Arians' first NFL job was with the Kansas City Chiefs, working as the team's running backs coach for four seasons (1989-92). Arians also spent the 1996 season as the tight ends coach for the New Orleans Saints. He spent time as the Colts quarterbacks coach (1998-2000), the Cleveland Browns offensive coordinator (2001-03), Pittsburgh Steelers wide receivers coach and offensive coordinator (2004-11) and returned to Indianapolis in 2012.

Born in Paterson, New Jersey, Arians grew up in York, Pennsylvania, and played quarterback at Virginia Tech. He was inducted into the Virginia Tech Hall of Fame in 2022. He and his wife, Christine, have two children - son, Jake, and daughter, Kristi Anne, as well as granddaughters, Presley and Brylee, and grandsons, Asher and Mills.

BYRON KIEFER SENIOR PERSONNEL EXECUTIVE



Byron Kiefer enters his 20th season overall with the Buccaneers and first as a senior personnel executive.

In his role, Kiefer is responsible for coordinating and compiling evaluations of all draft-eligible players and helping to oversee the scouting staff. Prior to his promotion during the 2024 offseason, Kiefer most recently spent two seasons as assistant director of college scouting and the previous four as a senior national scout for Tampa Bay during which he scouted prospects east of the Mississippi river.

Since elevating to a national role, Kiefer has played a key role in the scouting efforts of a number of successful draft picks for Tampa Bay, including the recent acquisitions of outside linebacker Yaya Diaby and defensive lineman Calijah Kancey in the 2023 NFL Draft. The duo combined for 59 pressures, 22 tackles for loss, 20 quarterback hits and 11.5 sacks during their rookie campaign. Diaby led all rookies in tackles for loss in 2023, with 12, and tied for first in fumble recoveries (two), in addition to leading the Buccaneers in sacks. Meanwhile, Kancey was named the NFL Defensive Rookie of the Month for November, finishing his rookie campaign tied for second among rookies in tackles for loss (10), tied for fourth in quarterback hits (12) and sixth in quarterback pressures (33). Previously, Kiefer contributed to the selections of three starting members of the secondary for Tampa Bay's Super Bowl LV championship team - Carlton Davis III, Jamel Dean and Jordan Whitehead.

In his nine seasons working as an area scout, Kiefer handled the Southeast region of the country. Kiefer began his career with the Buccaneers as a pro personnel assistant in 2005. In this role, he assisted in daily transactions and coordinated player tryouts. He also assisted in scouting other pro leagues, including NFL Europa, CFL and AFL. He then served as the team's National Football Scouting representative, in which his focus was scouting players in the Southeast as well as working with the NFL combine, where he helped the NFL select invitees to the annual event.

Since joining the staff, Kiefer has been a part of four NFC South division championships and Super Bowl LV.

Prior to joining the Buccaneers, Kiefer worked in the University of South Florida football office during the 2003 season, assisting with football operations and recruiting. He also worked as a trade support associate at Raymond James Financial from 2003-05.

Kiefer graduated from Mercer University in 2002, where he was a letterman pitcher on the baseball team. Kiefer and his wife, Mirela, have two sons, Tyson and Nolin. They reside in St. Petersburg, Florida.

SHELTON QUARLES

DIRECTOR OF FOOTBALL OPERATIONS



After spending 10 seasons (1997–2006) establishing himself as one of the best linebackers in Buccaneers history, Quarles joined Tampa Bay's front office. In 2024, Quarles enters his 11th year as director of football operations, after spending two seasons as director of pro scouting, a title he earned after two years as coordinator of pro scouting and four years as a pro scout for Tampa Bay. In addition to the Super Bowl title he won as a player, Quarles tackled on another as a key member of the team's support staff during its Super Bowl LV championship season.

In his current role, Quarles works directly with the head coach and general manager in organizing day-to-day operations of the team, while assisting with roster management and contract negotiations, advising the pro personnel department on advance scouting and overseeing all player travel and transportation.

While operating as director of pro scouting, Quarles was in charge of handling the team's pro personnel staff and evaluating players. Working as the coordinator of pro scouting, Quarles was responsible for coordinating the advance scouting of the Buccaneers opponents as well as organizing player workouts. During his time as a pro scout, Quarles' responsibilities included the in-season scouting of Buccaneers opponents and all NFL free agents. He also participated in the scouting and evaluation of the Tampa Bay roster. In 2007, his first season in the front office, Quarles helped guide the Buccaneers to the NFC South division title. In 2010, Quarles helped the Buccaneers to a 10-6 record, finding multiple players via free agency and waivers that made significant contributions to the team.

During his 10 seasons on the field, Quarles helped lead the Buccaneers to three division titles (1999, 2002 and 2005) while also earning a world championship following the 2002 season in Super Bowl XXXVII. He also made his first Pro Bowl appearance in 2002 as a member of the top-ranked defensive unit in the NFL. Overall, Quarles was a member of a Buccaneers defense that ranked first in the NFL in total defense on two occasions (2002 and 2004) and finished the season in the Top 10 in eight of his 10 years as a player.

Quarles' decade of service left its mark on the Buccaneers' record book. His 148 career games played and 113 career starts as a Buccaneer rank seventh and 11th, respectively, in team history. He also ranks fourth in team annals with 985 career tackles, including a career-high and team-best 196 tackles in 2005, the third-highest total in a single season in team history. Quarles played all three linebacker positions during his career and is the first and one of only three players in team history to record a touchdown and a safety (also Rondé Barber and Lavonte David) during their career. In 1999, he posted a team-record 31 special teams tackles and in 2001, Quarles recorded the longest play in team history with a 98-yard interception return for a touchdown (matched in 2020 by Ronald Jones' 98-yard touchdown run). He also earned numerous awards during his playing career, including the NFL Unsung Hero Award in 2002, the Buccaneers Man of the Year Award in 2004 and the Ed Block Courage Award in 2006.

Quarles was, and remains, one of the most philanthropic figures in the Tampa Bay area. Since its inception in 2004, the Shelton Quarles' IMPACT Foundation has had the mission of benefiting at-risk children, youth and their families by providing assistance, programs and events designed to build self-esteem, provide unique life changing opportunities and help them to set and achieve their life goals. The IMPACT Foundation has raised over \$500,000 and impacted the lives of over 3,000 at-risk single-parent families in the Tampa Bay Area.

Shelton Quarles' IMPACT Foundation's signature program is the Home Blitz, formerly known as Mothers' Day Miracles. At-risk single-parent families are nominated for the Home Blitz program and once selected, they receive a complete home makeover. This makeover, valued at over \$40,000 for each family, includes furniture, home décor, interior design services, lawn care, supplies, food and more. Each family is sent away on an all-expense paid vacation as their home is being transformed.

Quarles and his IMPACT Foundation host several fundraising events throughout the year. Shelton Quarles' Celebrity Waiter Night gives guests a chance to have their order taken, drinks poured, dinner served and dessert delivered by Quarles and some of Tampa's well-known celebrities and sports figures. Quarles also hosts the Transitions Championship Celebrity Pro-Am, which benefits his IMPACT Foundation. For more information on Shelton Quarles' IMPACT Foundation, please visit www.sheltonquarles.org.

Quarles has also participated in many charitable endeavors through the Buccaneers organization. In the 2011 offseason, along with former Buccaneers Mike Alstott, the late Lee Roy Selmon and Doug Williams, Quarles signed autographs at a local mall to help raise funds and awareness for the earthquake victims in Haiti. Together, the group helped raise over \$125,000 for the Red Cross. In 2007, he walked the runway for the "Fashion Funds the Cure" fashion show to benefit the Pediatric Cancer Foundation and that same year, Quarles traveled with three other NFL players to visit U.S. troops at military bases throughout the Persian Gulf as part of the NFL-USO program.

Upon Quarles' retirement, Florida Governor Charlie Crist named him as chairman of the Tampa Bay Area Regional Transportation Authority, a position in which he served from September 2007 to September 2009. As chairman, Quarles led a seven-county, 15-member board that had a stated goal of building a transportation master plan to tackle the significant transportation issues facing the greater Tampa Bay area. He stepped down from this responsibility in order to dedicate his full time and attention to the Buccaneers. Quarles also served on the Board of Directors for Tampa General Hospital (2009–2016) and also sits on the Celebration of Literacy Committee as an Honorary Host Committee member for Celebration of Reading. He was named the Trailblazer of Our Children's Future by the Hillsborough County Sheriff's Office and won the Tower of Achievement Award for outstanding leadership and contributions by the USF Area Community Civic Associations.

An avid golfer, in the spring of 2009, Quarles was part of the winning foursome in the Transitions Championship Pro-Am at Innisbrook.

Quarles has three children: daughter, Gabriela Nicole, and sons, Shelton Eugene Jr. and Carlos Antonio. He currently resides in Tampa.

SHANE SCANNELL

DIRECTOR OF PRO SCOUTING



Shane Scannell enters his 10th season with the Buccaneers and his second as Director of Pro scouting. Prior to his current position, Scannell spent two seasons as the Assistant Director of Pro Scouting after five seasons as a Pro Scout. He spent the 2015 season as a Scouting Assistant.

Scannell is responsible for the advance scouting of upcoming opponents, evaluating players from all professional leagues, organizing player workouts, and evaluating free agents and college prospects.

In 2015, while working as one of the team's scouting assistants, Scannell helped in player evaluations, organizing, and executing free agent workouts and draft preparations.

Scannell played football collegiately at Wesleyan University and graduated with a bachelor's degree in sociology. A native of Mahwah, New Jersey, he played high school football at Don Bosco. He and his wife, Haley, currently reside in Tampa.

SEAN CONLEY

ASSISTANT DIRECTOR OF PRO SCOUTING



Sean Conley enters his seventh season with the Buccaneers and his first as an assistant pro scouting director after being promoted during the 2024 offseason. Conley began his career with the Buccaneers as a scouting assistant for three seasons (2018-21) before spending three years as a pro scout (2021-24).

Conley - working with Director of Pro Scouting Shane Scannell and Director of Player Personnel Rob McCartney - helps with advance scouting of upcoming opponents, evaluating players from all professional leagues, organizing player workouts, and evaluating free agents and college prospects.

Before joining the Buccaneers, Conley spent four years at Northwestern as Defensive Quality Control Assistant & Recruiting Assistant.

Conley received his bachelor's degree from Illinois Wesleyan University in 2014 and was named captain of the football team his senior year. The Bolingbrook, Illinois native currently resides in Tampa with his wife Brittany and son Miles.

DONOVAN COTTON

ASSISTANT DIRECTOR OF PRO SCOUTING



Donovan Cotton enters his 11th season with the Buccaneers and his first as an assistant pro scouting director. He spent the previous nine seasons as an area scout after beginning his career in Tampa Bay as a scouting assistant in 2014.

Cotton assists in the advance scouting of upcoming opponents, evaluating players from all professional leagues, organizing player workouts, and evaluating free agents and college prospects.

From 2015-23 seasons, Cotton was responsible for scouting colleges in the Southwest portion of the country. As a scouting assistant, Cotton assisted in player evaluations, organizing and executing free agent workouts and helping in draft preparations.

Prior to joining the Buccaneers, Cotton worked as a player personnel scouting intern for the Seattle Seahawks in 2013, tracking depth charts, completing player reports and monitoring the waiver wire, among other duties. He got his start in the NFL with the Green Bay Packers in 2011, working as a training camp scouting intern.

Cotton played football collegiately at Norfolk State and graduated with a Bachelor of Business Entrepreneurship in 2011. Donovan and his wife Frankie reside in Tampa, along with their daughter Sienna and son Quincy.

SHANNON HOGUE

PRO SCOUT



Shannon Hogue enters her fourth season with the Buccaneers and her first as a pro scout. In her current role, she helps with advance scouting of upcoming opponents, evaluating players from all professional leagues, organizing player workouts, and evaluating free agents and college prospects.

Prior to being promoted this offseason, Hogue spent two seasons as a scouting analyst (2022-24) following one season as a scouting assistant (2021). During this time, she was responsible for college and pro player evaluations, database management, as well as assisting with day-to-day operations in the personnel department.

Prior to arriving in Tampa Bay, Hogue spent four months as the director of on-campus recruiting at the University of Wyoming in 2021.

While obtaining her Master's degree in Sport Administration from the University of Louisville, Hogue served as both a football recruiting graduate assistant (2018-21) and a women's basketball graduate assistant (2019). A native of Los Angeles, Hogue earned her Bachelor's degree from California State University-Fullerton. She currently resides in Tampa.

TONY HARDIE

ASSISTANT DIRECTOR OF COLLEGE SCOUTING



Tony Hardie enters his 14th season with the Buccaneers and his first season as assistant director of college scouting.

Prior to 2024, Hardie spent two seasons as a national scout having been responsible for scouting the Southeast region, in addition to overseeing the Mid-Atlantic and Northeast regions. He previously spent time as an area scout with the Buccaneers.

Hardie began with the Buccaneers working as the team's combine scout covering the Southeast region for National Football Scouting, before scouting the Mountain West, Mid-Atlantic and Midwest regions of the United States.

Prior to joining the Buccaneers, Hardie worked on the football staffs at Northwestern University (2010-11) and at the University of Chicago (2007-09).

Hardie served as the director of defensive quality control and defensive quality control/player personnel assistant with the Wildcats and was the cornerback coach and video coordinator on the Chicago staff.

Hardie graduated from Notre Dame with a Bachelor of Business in finance in 2007. He, and his wife Allie, reside in Tampa.

ANTWON MURRAY

NATIONAL SCOUT



Antwon Murray enters his ninth season with the Buccaneers and his third as a national scout, after spending the previous four as an area scout, where he was responsible for scouting the Midwest. Murray spent two seasons as the team's NFS/Combine Scout before elevating to an area scout.

While serving as the NFS/Combine scout, Murray was responsible for evaluating players, gathering information and building reports on behalf of National Football Scouting and the Buccaneers.

Prior to his time with the Buccaneers, Murray worked at his alma mater, Boise State, where he was the director of recruiting for two seasons.

A native of Lakeland, Florida, Murray played defensive back for the Broncos from 2007-11. Once his playing career ended, he spent one season as the director of player personnel at Arkansas State, before returning to Boise.

Murray currently resides in Tampa.

ANDY SPEYER

NATIONAL SCOUT



Andy Speyer enters his 11th season with the Buccaneers working as a national scout. In his role as national scout, Speyer is responsible for scouting college prospects west of the Mississippi River.

Speyer joined Tampa Bay after 12 seasons working with the Philadelphia Eagles' player personnel department, including 11 as a college scout, covering the Southwest, Midwest and Northeast regions at various points during that time. While with Philadelphia, Speyer was a member of an organization that won six division titles and one conference championship. Speyer got his start with the Eagles as a training camp intern in 2001 and worked as a pro personnel intern in 2002.

A native of Spring, Texas, Speyer played collegiately at Ricks College (Rexburg, Idaho), before serving a two-year LDS mission in Pocatello, Idaho. Speyer returned to Ricks for one semester before transferring to the University of Utah and earning his undergraduate degree in business management. He also earned an MBA and a master's degree in sports administration from Ohio University.

Speyer and his wife, Lynette, have two sons, Braden and Kahler, and a daughter, Hailey.

EMMETT CLIFFORD

COLLEGE SCOUT



Emmett Clifford enters his third season with the Buccaneers and his first as a college scout. In his current role, he is responsible for scouting the Northeast region.

Prior to being promoted this offseason, Clifford spent his first two seasons in Tampa Bay as a scouting assistant (2022-24). During this time, he was responsible for college and pro player evaluations, database management, as well as assisting with day-to-day operations in the personnel department.

Prior to joining the Buccaneers, Clifford spent two seasons as an external film analyst with the Cleveland Browns (2020-22).

The Glenview, Illinois native graduated from the College of the Holy Cross where he was a four-year member of the Crusaders football program (2016-19). As a quarterback at Loyola Academy (Wilmette, Illinois), Clifford led his team to a 14-0 record and the Illinois Class 8A State Championship as a senior, earning the Chicago Catholic League Most Valuable Player award in a season in which he set school records for passing yards and passing touchdowns. He currently resides in Tampa.

BRIAN MCLAUGHLIN

COLLEGE SCOUT



Brian McLaughlin enters his 11th season with the Buccaneers and his third as a college scout. Prior to becoming a college scout, he spent four seasons as an NFS/Combine Scout (2018-2021) after being elevated from scouting assistant (2016-17). McLaughlin started in Tampa Bay as a team operations assistant the prior two years (2014-15).

In his current role, he is responsible for scouting the Mid-Atlantic region.

Throughout his tenure with the Buccaneers, McLaughlin covered colleges in the southeast and evaluated players, gathered information and built reports on behalf of National Football Scouting and the Buccaneers. He also assisted with the NFL Combine, Reese's Senior Bowl and the East-West Shrine Game.

As a scouting assistant, McLaughlin was responsible for college and pro player evaluations, database management, as well as assisting with day-to-day operations in the personnel department.

A Buccaneers team operations intern during the 2012 season, McLaughlin spent the 2013 season as the Assistant Director of Football Operations and Recruiting Coordinator at Florida International University. He also served as the Player Personnel Coordinator for the Jacksonville Sharks of the Arena Football League in 2014, before returning to Tampa Bay. McLaughlin also held internships with the Indianapolis Colts (2011) and Cleveland Browns (2010).

A native of Norwalk, Ohio, McLaughlin graduated Magna Cum Laude from the University of Cincinnati with a degree in sports administration and received the program's 'Most Outstanding Student' award. He currently resides in Tampa with his fiancée, Tina.

CESAR RIVERA

COLLEGE SCOUT



Cesar Rivera enters his 10th season with the Buccaneers and his third as a college scout. In his current role, Rivera scouts and evaluates college players in the Southwest region.

Rivera originally started with the Buccaneers as the team operations intern in 2015, served as the team operations assistant in 2016, and then spent time as the team operations coordinator in 2017. Following the 2017 season, Rivera moved into the scouting coordinator role, where he assisted with departmental operations, administrative duties for the general manager, and college and pro scouting duties.

Prior to joining the Buccaneers, he spent time in Arena Football League as the football operations and personnel intern with the Tampa Bay Storm, working under Buccaneers legends Derrick Brooks and Jeff Goch.

Rivera played football at Plymouth State University (2007) and SUNY Cortland (2009). The Port Jefferson Station, New York, native received his bachelor's degree from Southern Connecticut State University in 2013 and his M.B.A. from Saint Leo University in 2015. Rivera and his partner, Courtney, reside in Tampa with their son, Lew.

ZACH SMITH

COLLEGE SCOUT



Zach Smith enters his seventh season with the Buccaneers and his first as a college scout. Previously, Smith served two seasons as the team's NFS scout, following four seasons as a scouting assistant.

In his new role, Smith will be responsible for scouting the West region. Previously as the NFS scout, Smith covered colleges in the southeast region and evaluated players, gathered information and built reports on behalf of National Football Scouting and the Buccaneers. As a scouting assistant, Smith was responsible for college and pro player evaluations, database management, as well as assisting with day-to-day operations in the personnel department.

Prior to joining the Buccaneers, Smith interned with the University of Arizona, spending two seasons as a football recruiting intern before being elevated to head football recruiting and player personnel intern. Smith also held internships with the Chargers as an equipment intern and scouting intern.

A native of San Diego, California, Smith graduated from the University of Arizona with a degree in journalism and a minor in sociology. He currently resides in Tampa with his wife, Tori.

KOREY FINNIE

NFS/COMBINE SCOUT



Korey Finnie enters his third season with the Buccaneers and his first as the team's NFS scout. In his current role, he is responsible for evaluating players, gathering information and building reports on behalf of National Football Scouting and the Buccaneers.

Prior to being promoted this offseason, Finnie spent his first two seasons in Tampa Bay as a scouting assistant (2022-24). During this time, he was responsible for college and pro player evaluations, database management, as well as assisting with day-to-day operations in the personnel department.

Prior to arriving in Tampa Bay, Finnie served as a coaching assistant at his alma mater, Tulane University, for two seasons (2020-22). He also spent two seasons as an equipment manager at Tulane from 2018-20. The New Orleans native earned his Bachelor's degree in psychology and education from Tulane in 2020. He currently resides in Tampa.

DUKE PRESTON

VICE PRESIDENT OF PLAYER ENGAGEMENT



Duke Preston enters his 10th season with the Buccaneers and fourth as the vice president of player engagement. After joining the Buccaneers prior to the 2015 season, Preston spent his first six seasons with the organization as the director of player engagement.

As vice president of player engagement, Preston seeks to engage, transform and empower players to realize their maximum potential as men and professional football players. As such, the foundational approach of Player Engagement is to address the hearts and minds of Buccaneers players by creating authentic and impactful relationships by which the organization is able to fully supply them with tools for success. Preston leads the facilitation of programming aimed at character and leadership development, career development, financial education, continued education and mental health & wellness. He was a member of the support staff for Tampa Bay's Super Bowl LV championship team.

Preston came to Tampa Bay from the University of Notre Dame, where he worked as the football team's Director of Player Development (2014-2015), following time spent as Director of Student-Athlete Welfare & Development (2013-2014). Prior to joining Notre Dame, Preston worked as an Area Director/Program Spokesman for the Fellowship of Christian Athletes (2010-2013).

Preston – a former offensive lineman – played collegiately at the University of Illinois, before being drafted in the fourth round (122nd overall) of the 2005 NFL Draft by the Buffalo Bills. In a five-year NFL career, Preston played in 59 games with 20 starts, spending time with the Bills, the Green Bay Packers and the Dallas Cowboys. While at Illinois, Preston earned a bachelor's degree in speech communication and began work on a master's degree in educational policy studies. Following his playing career, Preston earned a master's degree in Christian education from the Dallas Theological Seminary. Preston is also a loving husband to his wife, Kavanagh, and a dedicated father to their five children.

SPENCER DILLE

SENIOR DIRECTOR OF FOOTBALL TECHNOLOGY



Spencer Dille enters his 13th season with the Buccaneers and third as senior director of football technology.

Dille is responsible for the development and maintenance of all football-related software and technology. He works closely with the front office, scouting department, trainers and coaching staff in the implementation of the latest technology and football-related applications. Additionally, Dille serves as a liaison between the information technology department and football operations, helping to troubleshoot a variety of technological issues on a continual basis.

During the COVID-19 pandemic, Dille was responsible for developing the technology game plan behind the Buccaneers virtual draft. He played a key role setting up General Manager Jason Licht and Head Coach Bruce Arians' home offices to make selections for the 2020 NFL Draft.

Prior to joining the Buccaneers, he spent seven years (2004-11) with COMANCO Environmental Corporation, managing and developing their operational technology. From 2011-12, he worked with Kobie Marketing, developing their loyalty management software platform. Dille received both his Bachelors of Computer Engineering and Masters of Computer Science degrees from the University of Minnesota.

Dille resides in Tampa with his wife, Deborah, their three children, Amelia, Erik and Josephine.

BOBBY SLATER

VICE PRESIDENT OF SPORTS MEDICINE AND PERFORMANCE



Bobby Slater enters his 11th season with the Buccaneers and his first as Vice President of Sports Medicine and Performance.

In his new role, Slater continues to serve as the team's head athletic trainer, in addition to overseeing all departments influencing health and wellness of players, including strength and conditioning, performance science and nutrition, to ensure best practices for player training and recovery.

Slater joined Tampa Bay in 2013 after 15 years with the Chicago Bears, finishing his time there as the team's assistant head athletic trainer/director of rehabilitation. Slater began his career with Chicago in 1999 as an assistant athletic trainer, before being promoted to director of rehabilitation in 2002. He held that position for 10 years before adding assistant head athletic trainer to his title in 2012.

Slater began his career in the NFL with the Bears as a training camp intern in 1994, serving in the same capacity with the Miami Dolphins in 1995 and again with Chicago in 1998.

Before joining the Bears full-time, Slater worked as a graduate assistant athletic trainer from 1997-99 at Mississippi State University. He was also an athletic trainer at Lee Memorial Hospital (1997) and A. Kagan Orthopedics in Ft. Myers, Florida (1995-97).

Slater received a Bachelor of Science degree from Florida Southern College and a Master of Science degree from Mississippi State. Slater and his wife, Bridget, have three daughters - Savannah, Natalee, and Brooke - and a son, Ryan.

DAVE HAMILTON

DIRECTOR OF PERFORMANCE SCIENCE



Dave Hamilton enters his sixth season as the Buccaneers Director of Performance Science.

Hamilton is tasked with developing a sports science program that promotes athlete health and performance through the collaboration of strength and conditioning, medical treatment and nutrition. The program is designed to build a training environment that is conducive for optimal performance and sustained success for the Tampa Bay Buccaneers. He is also responsible for developing systems and processes that facilitate continued communication and dissemination of knowledge across all performance departments. Hamilton was also a member of the support staff for Tampa Bay's Super Bowl LV championship team.

Prior to his time in Tampa Bay, Hamilton worked as the assistant athletic director for applied health and performance science at Penn State University. During his stint with the Nittany Lions from 2016-19, Hamilton established and led an applied health and performance science program with the goal of optimizing the performance of Penn State's 800 collegiate athletes.

Hamilton spent three-plus years as the director of performance science for USA Field Hockey (2013-16), in which he earned the Doc Councilman Award from the United States Olympic Committee for his innovative approach to programming and training while working with both men's and women's USA Olympic teams.

As the head of strength and conditioning for Great Britain and England's women's field hockey teams from 2009-13, Hamilton won a pair of Bronze medals at the 2010 World Cup and the 2012 Olympic Games in London.

He received his bachelor's degree in sports science from DeMontfort University in England and went on to earn his master's degree in exercise science from Edith Cowen University in Australia.

Dave and his wife Kelly have four daughters, Alya, Amber, Kooper, and Kenzie.

ADAM PINKOSKI

ASSISTANT DIRECTOR OF PERFORMANCE SCIENCE



Adam Pinkoski enters his second season with the Buccaneers as the club's Assistant Director of Performance Science. In this role, Pinkoski will work with Director of Performance Science Dave Hamilton to cultivate a sports science program that emphasizes athlete health and performance.

Pinkoski assists with athletic activity monitoring systems and analyzing the data collected on and off the field using a variety of performance technologies. He also evaluates medical trends and ongoing health and wellness data to further develop best practices within the coaching staff and performance team.

Prior to joining Tampa Bay, Pinkoski worked in the biotech sector, specializing in the development of electromyography and other physiological measurements for performance and health applications.

Pinkoski is an award-winning instructor in Exercise Sciences at the undergraduate and graduate level, specializing in cadaver anatomy and health assessment. He was the youngest recipient of the Last Lecture Award in the University of Alberta's history.

He also graduated from the University of Alberta, receiving his Bachelor of Science in Kinesiology and Exercise Science before receiving his Masters of Science in Musculoskeletal Sport Science and Health from Loughborough University. He is currently pursuing his PhD in Epidemiology with a focus on the validation of public access injury data in the NHL.

A native of Edmonton, Alberta, Pinkoski currently resides in Tampa with his wife, Jenny, cat Matilda, and puppy, Penny.

JESSICA PASTUF

DIRECTOR OF PERFORMANCE NUTRITION



Jessica Pastuf enters her fifth season with the Buccaneers and her second as the Director of Performance Nutrition.

In this role, Pastuf is responsible for educating and guiding players on how to improve their performance and recovery through optimal nutrition and fueling choices. She works with other members of the Performance Team to design strategies and implement measures dedicated to player hydration, nutrition, recovery, body composition and injury prevention. She was a member of the support staff for Tampa Bay's Super Bowl LV championship team.

Pastuf works with the club's High-Performance Chef to cultivate menus to achieve players' individual nutrition needs. As the team's Director of Nutrition, she oversees the Performance Nutrition Staff, which includes the Performance Dietitian and two Performance Nutrition interns.

Prior to joining the Buccaneers, Pastuf worked as a member of the Utah Jazz's High-Performance Nutrition team from 2019-2020. Before joining the Jazz, she was a Sports Nutrition intern with the University of Utah's athletic department.

Pastuf graduated with a Bachelor of Science in Dietetics and Clinical Nutrition Services from the University of North Carolina at Greensboro before receiving a Master of Science in Sports Nutrition from the University of Utah. In addition, Pastuf is a Board Certified Specialist in Sports dietetics (CSSD), as well as a Registered Dietician (RD).

A native of Syracuse, New York, Pastuf currently resides in Tampa.

BRAD BERLIN EQUIPMENT DIRECTOR



Brad Berlin enters his ninth season with Tampa Bay, directing all of the team's equipment operations and logistics since joining the team in 2016. He was a key member of the support staff for Tampa Bay's Super Bowl LV championship team.

Berlin came to the Buccaneers after spending the prior two seasons as the Director of Equipment Operations for the University of Michigan (2014-15), overseeing equipment operations for all 31 athletic teams and directing seven full-time equipment managers.

Prior to joining the Wolverines, Berlin spent 13 years with the Washington Commanders (2001-13), serving as the head equipment manager for the team, overseeing all aspects of the equipment and locker rooms at the practice facility and FedEx Field.

Before entering the NFL, Berlin spent nine years working at the collegiate level, beginning his career as the head equipment manager with Utah State (1992-93). He worked as the head equipment manager at Colorado State (1994-98) and Missouri in the same capacity (1998-99), before becoming the assistant athletic director for equipment at Louisville (2000).

A native of Marshall, Missouri, Berlin earned a bachelor's degree in educational studies and sports management from Missouri in 1989 and later earned a master's of education degree in sports management from Missouri in 1993. He and his wife, Molly, have three children – daughters Hannah and Miranda and son Brady – and two granddaughters, Aubrey Jo and Hallie Rose.

BRETT GREENE VIDEO DIRECTOR



Brett Greene enters his eighth season with the Tampa Bay Buccaneers, working as the team's video director.

In his current role, Greene is responsible for overseeing the video department and maximizing the football technologies used by coaches, players and football personnel on a day-to-day basis. He is also in charge of purchasing and maintaining video and digital equipment. During the 2018 offseason, Greene upgraded the Buccaneers' on-field camera operations, purchasing three "mast cams" from 8K Solutions.

Greene helped play a key role during the NFL's first ever virtual draft. Due to the COVID-19 pandemic the Buccaneers had to recreate draft rooms outside of AdventHealth Training Center. Greene was stationed with Head Coach Bruce Arians to help troubleshoot any technical issues and make sure all three days ran smoothly.

Greene came to Tampa Bay from the University of Georgia, where he worked as the Director of Video Operations from 2011-16. With the Bulldogs, Greene oversaw all video software and equipment at the Butts-Mehre football facility, in addition to supervising the filming and editing of the team's practices and games. In 2015, Greene was part of the Georgia video department that earned the Ultimate SAVVY Award and the SAVVY Award in the College Sports Video Association Recruiting category.

Prior to his time at Georgia, Greene spent nine seasons (2002-10) in the video department of the Jacksonville Jaguars, working under head coaches Tom Coughlin and Jack Del Rio, while also working with former Buccaneers Head Coach Dirk Koetter, who served as the Jaguars' offensive coordinator from 2007-11.

A native of Jacksonville, Florida, Brett and his wife Meghan have two sons, Connor and Hudson, and a daughter, Emmie.

MATT TAYLOR

ASSISTANT VIDEO DIRECTOR



Matt Taylor enters his eighth season with the Tampa Bay Buccaneers, working as the team's assistant video director. In his current role, Taylor works with Video Director Brett Greene to maximize the football technologies used by coaches, players and football personnel on a day-to-day-basis.

Taylor joined the Buccaneers after spending two seasons with XOS Digital, working as a Technical Support Representative. Prior to that, he worked in the video department of the Miami Dolphins, first as an intern (2003), before being elevated to video assistant (2005-08), assistant video director (2009-13) and interim video director (2014).

In addition to his time in Miami, Taylor has worked in the video departments of the Cologne Centurions of NFL Europe, the Chicago Bears, the Buffalo Bills and the Buffalo Destroyers of the Arena Football League.

A native of Albion, New York, Matt and his wife, Lindsay, have two sons, Wesley and Clayton and a daughter, Josie.

ROB JULIAN

DIRECTOR OF ATHLETIC FIELDS & GROUNDS



Rob Julian enters his 32nd season with the Tampa Bay Buccaneers and his eighth as the team's Director of Athletic Fields & Grounds.

In his role, Rob oversees the team's practice fields at AdventHealth Training Center, which he helped design and establish when the facility was built. He was also involved in the planning of the team's indoor facility, helping to determine the turf that will be utilized. Rob manages the groundskeeping staff and handles any of the surrounding areas of the team's headquarters that need maintaining. He was a member of the support staff for Tampa Bay's Super Bowl LV championship team.

He has been with the organization since 1993, when he was hired as the team's groundskeeper. In addition to his work with the Buccaneers, Julian recently served as the President of the Central Florida Sports Turf Managers Association.

Rob, married to Teresa, is an avid golfer and enjoys traveling.

ADDITIONAL FOOTBALL STAFF



John Ames
Senior
Athletic Trainer



Daniel Battles
Senior
Groundskeeper



Justin Camp
Video Coordinator



Keairez Coleman
Physical Therapy Fellow



Scott DeGraff
Senior
Athletic Trainer



Grant Harris
Performance
Dietitian




RJ Harvey
Video Assistant



Casey Jackson
Equipment Assistant




Andrew Kinch
Field Maintenance
Coordinator



Joseph Larwa
Football Technology
Coordinator



Levi Lewis
Video Assistant



Patrick Murray
Assistant
Groundskeeper



Mike Myrick
Senior Equipment
Manager



Samantha Richter
Assistant
Athletic Trainer



Peighton Roth
Scouting
Coordinator



Nick Schmetzer
Assistant Equipment
Manager



Tyler Thompson
Player Engagement
Coordinator



Alec Wargo
Equipment
Manager

BUCCANEERS SENIOR EXECUTIVES



Christi Bedan
Vice President of
Media & Marketing



Marc Budine
Vice President of
Partnership Marketing



Micah Day
Vice President of
Stadium Operations



Joe Fada
Chief Financial
Officer



Nellie Fidura
Vice President of Guest
& Member Relations



Steve Fidura
Vice President of
Community Impact



Kristin Hamwey
Chief People Officer



Charles Harris
Vice President of
Information Technology



Atul Khosla
Chief Commercial
Officer



Nelson Luis
Chief Communications
Officer



Jim Mackes
Vice President of Events
& Entertainment



Tramayne Russell
Chief Ticketing &
Member Relations Officer



James Ruth
Chief Marketing
Officer



Kourtney Sanchez
Chief Impact Officer



Adam Smith
Vice President of
Partnership Development



Amy Taylor
Vice President of Ticket
Sales & MR Strategy



Michael Vanduyyn
Vice President of
Ticket Sales



Steve Vollmer
Vice President of
Creative

BUCCANEERS STAFF - DIRECTORS



Dan Beltran
Art Director



Alex Bohne
Director of IT



John Breedlove
Senior Director of
Insights & Strategy



Bill Burch
Senior Director
of Facilities



Vince Cesario
Director of
Purchasing



Lauren Compton
Sr. Director of Luxury
Suite Services



Mike Dowsnap
Director of BucVision
Productions



Courtney Grovatt
Director of Guest &
Member Relations



Joe Hayward
Director of Business
Administration



Alison Holme
Director of
Partnership Marketing



Tim Jarocki
Senior Director of
Team Operations



Emily Lekahal
Assistant General
Counsel



Dave Leutwyler
Director of
Ticket Sales



Stephen Lynch
Director of
Production



Michael Pehanich
Senior Director of
Communications



Briana Pompilus
Director of Human
Resources



Steve Radomsky
Director of
Accounting/Controller



Dan Roy
Director of
Venue Technology



Jeff Ryan
Senior Director of
Broadcast Operations



Joe Simler
Director, Partnership
Development



Amy Weber
Sr. Director of Ticket
Operations

BUCCANEERS STAFF



Mike Aguilar
Graphic Designer



Liliana Alegrias
Back of House



Roberto Alicea
Back of House



Jne Anderson
IT Helpdesk



Joel Ayala
Accounts Payable
Coordinator



Ralph Baptiste
Maintenance
Technician



Kimberley Beattie
Contracts
Coordinator



Jill Beckman
Senior Social Media
Specialist



Danny Beeck
Senior Producer



Hunter Bishop
Guest & Member
Relations Associate



Tae Bogan
Account Associate



Kathryn Boucher
Junior Graphic
Designer



Max Brodsky
Senior Digital
Operations Manager



Danielle Burns
Communications
Manager



Jim Carroll
Ticket Sales & GMR
Operations Manager



Brittany Cavanaugh
Sr. BucVision Producer



Brittany Cesario
Premium GMR
Manager



Connor Clark
Senior Producer



Jill Clymer
Executive Assistant
to the Owner



Bruce Cohn
Senior Events
Manager



Justin Coppola
Sr. Manager, Corp.
Partner Development



Devin Cramer
Luxury Suite Sales
Manager



Eileen Crawford
Executive Assistant
to the COO



Stephen Daily
Senior Maintenance
Technician



Abigail Danielson
Guest & Member
Relations Associate

BUCCANEERS STAFF



Melissa Darusz
Manager, Partnership
Marketing



Dana DeCherico
Account Executive



Chris Denner
Senior Manager of
Financial Reporting



Brianna Dix
Staff Writer



Cuc Do
Back of House



Hannah Drosdick
Manager of
Community PR



Zac Fadullon
Events Manager



Andre Fernandez
Business Control
Coordinator



Rachel Fields
Senior GMR
Account Executive



Drew Foster
Senior Premium
Account Executive




Danielle Funari
Senior Events &
Entertainment Coord.



Christine George
Guest & Member
Relations Associate



Jill Gerding
Sr. Performance
Marketing Analyst



Kyle Gilliam
Senior Food &
Beverage Manager



Landon Gilmore
Network Engineer/
Information Security



Brandon Golden
Senior Premium
Account Executive



JJ Gracia
Account Executive



Timothy Grant
Ticket Operations
Coordinator



Yvette Gutierrez
Events &
Entertainment Coord.



Alec Hallman
Producer



Kenneth Hesse
Staff Accountant



John Hetrick
Senior Luxury Suite
Sales Manager



Larry Hicks
Back of House



Kody Hilburn
BucVision
Producer



Andrew Holman
Communications
Manager

BUCCANEERS STAFF



Taylor Horton
Manager, Partnership
Development



Tray Huffman
Executive Assistant
to the Owner



Errol Hunter
Security Analyst



Jordan Jensen
Back of House



Javannie Jermyn
Premium GMR Account
Executive



Heather Jones
Events &
Entertainment Coord.



Gabriel Kahaian
Digital Operations
Coordinator



Alexis Karpodonis
Sr. Creative Services
Coordinator



Amelia Keaton
Executive Assistant
to the CCO



Harrison Kirschbaum
Senior Marketing &
Brand Manager



Stephanie Kravetz
Manager, Corporate
Partnership Marketing



Damon Lange
Senior Account
Executive



Danny Leddy
Mailroom/Purchasing
Coordinator



Jim LeRoy
Senior Facilities
Manager



Allie Lewis
Guest & Member
Relations Manager



Jacquelyn Li
Accounting
Manager



A-B LoBianco
Marketing & Fan
Engagement Coord.



Tamara LoBianco
Luxury Suite Sales
Manager



Krishna Mahapat
Maintenance
Technician



Julius Martinez
Ticket Operations
Manager



Bre Mathews
Purchasing
Manager



Greg Mays
Sr. BucVision Content
Manager



Kristen McMahan
Senior Payroll
Manager



Kim Michal
Senior HR
Generalist



Neena Miller
Front of House

BUCCANEERS STAFF



Derek Millich
Sous Chef



Emirsis Moreno Gomez
Back of House



Alex Morgan
Senior Events &
Entertainment Manager



Greg Morrisey
Sr. Manager, Partnership
Development



Joey Nelson
Sr. Manager of Digital
& Social Content



Ryan Ngo
Coordinator, Partnership
Development



Marvin Oliva
Business Analyst



Tarra Orr
Front of House



Zach Orth
Sr. Team Operations
Coordinator



Evita Ortiz
Senior Graphic
Designer



James Palladino
Back of House



Anna Parrish
Cheerleading &
Mascot Manager



Carly Pehanich
Senior Manager,
Partnership Marketing



Allison Peters
Ticket Operations
Manager



Casey Phillips
Team Reporter



Lindsey Priest
Community Impact
Coordinator



Eric Reber
Security & Facilities
Assistant



Tori Richman
Team Photographer



Luis Rivera
GMR Account
Executive



Brian Rocha
Senior A/V Engineer



Hannah Rosamond
Account Associate



Chris Rumore
Maintenance
Manager



Steven Rutkowski
Senior Network
Administrator



Taylor Ryan
Senior GMR
Account Executive



Bobby Schuster
Guest & Member
Relations Associate

BUCCANEERS STAFF



Saliah Serrette
Premium GMR
Account Executive



Trish Singh
Talent & Acquisition
Manager



Yolanda Skillman
Front of House



Scott Smith
Senior Writer/Editor



Tyler Smith
Accounting
Manager



Jada Stanforth
Premium GMR
Associate



Max Steele
Vertical Video Lead



Joey Street
Senior
Accountant



Kaylee Strobel
Cheerleading
Coordinator



Michael Thune
Security Officer



Robert Tran
Risk Manager



Michelle Trazzera
Marketing &
Advertising Manager



Jason Turner
Senior Production
Manager



**McKenna Van
Doornik**
GMR Coordinator



Carissa Vance
Business Analytics
Manager



Donna Watson
Executive Concierge



Courtney Williams
Senior Luxury Suite
Service Manager



Jackie Williams
Front Desk
Ambassador



Lisa Winkler
Senior Accountant



Susan Wysocki
Manager, Corporate
Partnership Marketing



Ben Yarrington
Communications
Coordinator



Courtney Young
Senior GMR
Account Executive



Demery Zachery
Account Associate,
Partnership Marketing



Kyle Zedaker
Senior Team
Photographer



Zak Zumbiel
Community Impact
Manager

2024 STAFF DIRECTORY

OWNERSHIP

Owner/ Co-Chairman.....	Bryan Glazer
Owner/ Co-Chairman.....	Joel Glazer
Owner/Co-Chairman.....	Ed Glazer
Owner/President Tampa Bay Buccaneers Foundation, President Glazer Vision Foundation	
.....	Darcie Glazer Kasewitz
Owner	Avram Glazer
Owner	Kevin Glazer

FRONT OFFICE

General Manager	Jason Licht
Chief Operating Officer.....	Brian Ford
Director of New Business Development	Matt Kaiser
Executive Assistant to the Owner	Jill Clymer
Executive Assistant to the Owner	Tray Huffman
Executive Assistant to the Owner	Jennifer O'Brien
Executive Assistant to the Chief Operating Officer.....	Eileen Crawford
Executive Concierge.....	Donna Watson
Executive Assistant	Megan Nowak

COACHING STAFF

Head Coach	Todd Bowles
Offensive Coordinator	Liam Coen
Pass Game Coordinator/Inside Linebackers	Larry Foote
Special Teams Coordinator	Thomas McGaughey
Run Game Coordinator/Defensive Line.....	Kacy Rodgers
Special Teams Coordinator	Keith Armstrong
Assistant Secondary	Tim Atkins
Offensive Line	Kevin Carberry
Outside Linebackers.....	George Edwards
Senior Manager of Coaching Operations	Sarah Evans
Defensive Quality Control	Joey Fitzgerald
Pass Game Coordinator	Josh Grizzard
Assistant Secondary	Rashad Johnson
Offensive Quality Control.....	Jeff Kastl
Quarterbacks.....	Thaddeus Lewis
Wide Receivers	Bryan McClendon
Senior Offensive Assistant.....	Tom Moore
Tight Ends	Justin Peelle
Running Backs	Skip Peete
Assistant Offensive Line.....	Brian Picucci
Safeties	Nick Rapone
Cornerbacks	Kevin Ross
Assistant Quarterbacks	Jordan Somerville
Defensive/Special Teams Assistant	Keith Tandy
Pass Game Assistant.....	John Van Dam

FOOTBALL ADMINISTRATION

Assistant General Manager	Mike Greenberg
Assistant General Manager	John Spytek
Vice President of Football Research	Jackie Davidson
Vice President of Player Engagement	Duke Preston
Director of Player Personnel.....	Mike Biehl
Director of Player Personnel.....	Rob McCartney
Senior Advisor to the General Manager	Bruce Arians
Senior Personnel Executive	Byron Kiefer
Senior Director of Football Technology	Spencer Dille
Director of Football Operations	Shelton Quarles
Director of Pro Scouting	Shane Scannell
Assistant Director of Pro Scouting.....	Sean Conley
Assistant Director of Pro Scouting.....	Donovan Cotton
Pro Scout.....	Shannon Hogue
Assistant Director of College Scouting.....	Tony Hardie
National Scout	Antwon Murray
National Scout	Andy Speyer
College Scout.....	Emmett Clifford
College Scout.....	Brian McLaughlin
College Scout.....	Cesar Rivera
College Scout.....	Zach Smith
NFS/Combine Scout	Korey Finnie
Scouting Coordinator	Peighton Roth
Scouting Assistant.....	Jeremiah Bogan
Scouting Assistant.....	Jordan Morrow
Football Technology Coordinator	Joseph Larwa
Player Engagement Coordinator	Tyler Thompson

EQUIPMENT

Equipment Director	Brad Berlin
Senior Equipment Manager	Mike Myrick
Equipment Manager	Alec Wargo
Assistant Equipment Manager	Nick Schmeltzer
Equipment Assistant	Casey Jackson

ATHLETE PERFORMANCE

Vice President of Sports Medicine & Performance/Head Athletic Trainer	Bobby Slater
Director of Rehabilitation/Performance Coach	Maral Javadifar
Head Strength & Conditioning Coach	Anthony Piroli
Assistant Strength & Conditioning Coach	Cory Bichey
Assistant Strength & Conditioning Coach	Chad Wade
Assistant Strength & Conditioning Coach	DeAndre Ward Sr.
Director of Performance Science	David Hamilton
Assistant Director of Performance Science	Adam Pinoski
Director of Performance Nutrition	Jessica Pastuf
Performance Dietitian	Grant Harris
Senior Athletic Trainer	John Ames
Senior Athletic Trainer	Scott DeGraff
Assistant Athletic Trainer	Samantha Richter
Physical Therapy Fellow	Keairez Coleman

TEAM DOCTORS

Head Orthopedic Surgeon	Dr. Barry Craythorne
Orthopedic Surgeon	Dr. Brian Domy
Orthopedic Surgeon (Foot & Ankle)	Dr. Sean Lannon
Orthopedic Surgeon	Dr. Dan Murphy
Head Team Physician - Primary Care	Dr. Byron Moran
Primary Care	Dr. Fred Brennan
Primary Care	Dr. Eric Coris
Chiropractor	Dr. Aaron Dixon
Chiropractor	Dr. Chris Williams
Dentist	Dr. Taylor Massey

VIDEO

Video Director	Brett Greene
Assistant Video Director	Matt Taylor
Video Coordinator	Justin Camp
Video Assistant	RJ Harvey
Video Assistant	Levi Lewis

ATHLETIC FIELDS & GROUNDS

Director of Athletic Fields & Grounds	Rob Julian
Senior Groundskeeper	Daniel Battles
Assistant Groundskeeper	Patrick Murray
Field Maintenance Coordinator	Andrew Kinch

ACCOUNTING

Chief Financial Officer	Joe Fada
Senior Director of Accounting/Controller	Steve Radomsky
Senior Manager of Financial Reporting	Chris Denner
Accounting Manager	Jacquelyn Li
Accounting Manager	Tyler Smith
Senior Accountant	Joey Street
Senior Accountant	Lisa Winkler
Staff Accountant	Kenneth Hesse
Senior Payroll Manager	Kristen McMahan
Accounts Payable Coordinator	Joel Ayala
Purchasing Director	Vince Cesario Jr.
Purchasing Manager	Bre Mathews
Mailroom/Purchasing Coordinator	Danny Leddy
Senior Director of Ticket Operations	Amy Weber
Ticket Operations Manager	Julius Martinez
Ticket Operations Manager	Allison Peters
Ticket Operations Coordinator	Timothy Grant

COMMUNICATIONS

Chief Communications Officer	Nelson Luis
Senior Director of Communications	Michael Pehanich
Communications Manager	Danielle Burns
Communications Manager	Andrew Holman
Senior Communications Coordinator	Ben Yarrington

COMMUNITY IMPACT

Chief Impact Officer	Kourtney Sanchez
Vice President of Community Impact	Steve Fidura
Senior Player Relations Manager	Zach Kinkeade
Manager of Community Public Relations	Hannah Drosdick
Community Impact Manager	Zak Zumbiel
Community Impact Coordinator	Lindsey Priest

2024 STAFF DIRECTORY

COMMUNITY IMPACT

Cheerleading & Mascot Manager	Anna Parrish
Cheerleading Coordinator	Kaylee Strobel

CORPORATE PARTNERSHIPS

Vice President, Corporate Partnership Development.....	Adam Smith
Director, Corporate Partnership Development	Joe Simler
Senior Manager, Corporate Partnership Development.....	Justin Coppola
Senior Manager, Coporate Partnership Development.....	Greg Morrisrice
Manager, Corporate Partnership Development	Taylor Horton
Coordinator, Corporate Partnership Development.....	Ryan Ngo
Vice President, Corporate Partnership Marketing.....	Marc Budine
Director, Corporate Partnership Marketing.....	Alison Holme
Senior Manager, Corporate Partnership Marketing.....	Carly Pehanich
Manager, Corporate Partnership Marketing.....	Melissa Darusz
Manager, Corporate Partnership Marketing.....	Stephanie Kravetz
Manager, Corporate Partnership Marketing.....	Susan Wysocki
Corporate Partnership Marketing Account Associate.....	Demery Zachery

EVENTS & ENTERTAINMENT

Vice President of Events & Entertainment.....	Jim Mackes
Senior Events Manager	Bruce Cohn
Senior Events & Entertainment Manager	Alex Morgan
Events Manager	Zac Faddullon
Senior Events & Entertainment Coordinator.....	Danielle Funari
Events & Entertainment Coordinator	Yvette Gutierrez
Events & Entertainment Coordinator	Heather Jones
Director of BucVision Productions	Mike Dewsnap
Senior BucVision Content Manager.....	Greg Mays
Senior BucVision Producer	Brittany Cavanaugh
BucVision Producer	Kody Hilburn

FACILITIES

Senior Director of Facilities.....	Bill Burch
Senior Facilities Manager	Jim LeRoy
Maintenance Manager	Chris Rumore
Senior Maintenance Technician	Stephen Daily
Maintenance Technician	Ralph Baptiste
Maintenance Technician.....	Krishna Mahapat

FOOD & BEVERAGE

Senior Food & Beverage Manager.....	Kyle Gilliam
Sous Chef	Derek Millich
Front of House.....	Neena Miller
Front of House.....	Tarra Orr
Front of House.....	Yolanda Skillman
Back of House	Roberto Alicea
Back of House	Liliana Banguero Alegrias
Back of House	Cuc Do
Back of House	Larry Hicks
Back of House	Jordan Jensen
Back of House	Emirsis Moreno Gomez
Back of House	James Palladino

INFORMATION TECHNOLOGY

Vice President of Information Technology.....	Charles Harris
Director of Information Technology	Alex Bohne
Director of Venue Technology	Dan Roy
Senior A/V Engineer	Brian Rocha
Senior Network Administrator	Stephen Rutkowski
Network Engineer/Information Security	Landon Gilmore
Security Analyst	Errol Hunter
IT Helpdesk	Jne Anderson

BUSINESS ADMINISTRATION, HUMAN RESOURCES, LEGAL & SECURITY

Chief Legal Officer.....	Cassie McBride
Assistant General Counsel	Emily Lekahal
Contracts Coordinator	Kimberley Beattie
Risk Manager	Robert Tran
Vice President of Stadium Operations	Micah Day
Director of Business Administration.....	Joe Hayward
Business Control Coordinator	Andre Fernandez
Chief People Officer	Kristin Hamwey
Director of Human Resources	Briana Pompilus
Talent & Acquisition Manager	Trish Singh
Senior Human Resources Generalist.....	Kimberly Michal
Security & Facilities Assistant	Eric Reber
Security Officer	Michael Thune
Safety Officer	George Corbin
Front Desk Ambassador	Jackie Williams

MEDIA & MARKETING

Chief Marketing Officer	James Ruth
Vice President of Media & Marketing	Christi Bedan
Senior Director of Broadcast Operations	Jeff Ryan
Senior Writer/Editor	Scott Smith
Staff Writer	Brianna Dix
Team Reporter	Casey Phillips
Senior Production Manager	Jason Turner
Senior Team Photographer	Kyle Zedaker
Team Photographer	Tori Richman
Senior Digital Operations Manager	Max Brodsky
Digital Operations Coordinator	Gabriel Kahaian
Senior Manager of Digital & Social Media Content	Joey Nelson
Senior Social Media Specialist	Jill Beckman
Vertical Video Lead	Max Steele
Director of Production	Stephen Lynch
Senior Producer	Danny Beeck
Senior Producer	Connor Clark
Producer	Alec Hallman
Director of Brand & Merchandise	Alissa Jagarnath
Senior Brand & Marketing Manager	Harrison Kirschbaum
Marketing & Advertising Manager	Michelle Trazzera
Marketing & Fan Engagement Coordinator	Alexis-Brooke LoBianco
Vice President of Creative	Steve Vollmer
Art Director	Dan Beltran
Senior Graphic Designer	Evita Ortiz
Senior Graphic Designer	Mike Aguilar
Junior Graphic Designer	Kathryn Boucher
Senior Creative Services Coordinator	Alexis Karpodinis
Senior Director of Insights & Strategy	John Breedlove
Business Analytics Manager	Carissa Vance
Senior Performance Marketing Analyst	Jill Gerding
Business Analyst	Marvin Oliva

SALES/GUEST & MEMBER RELATIONS

Chief Commercial Officer	Atul Khosla
Executive Assistant to the Chief Commercial Officer	Amelia Keaton
Chief Ticketing & Member Relations Officer	Tramayne Russell
Vice President of Ticket Sales & Member Relations Strategy	Amy Taylor
Vice President of Ticket Sales	Michael Vanduyun
Director of Ticket Sales	Dave Leutwyler
Senior Luxury Suite Sales Manager	John Hetrick
Luxury Suite Sales Manager	Devin Cramer
Luxury Suite Sales Manager	Tamara LoBianco
Senior Premium Account Executive	Drew Foster
Senior Premium Account Executive	Brandon Golden
Senior Account Executive	Damon Lange
Account Executive	Dana DeCherico
Account Executive	JJ Gracia
Account Executive	Danielle Oppman
Account Associate	Tae Bogan
Account Associate	Hannah Rosamond
Ticket Sales & Member Relations Operations Manager	Jim Carroll
Vice President of Guest & Member Relations	Nellie Fidura
Senior Director of Luxury Suite Services	Lauren Compton
Director of Guest & Member Relations	Courtney Grovatt
Senior Luxury Suite Service Manager	Courtney Williams
Premium Guest & Member Relations Manager	Brittany Cesario
Guest & Member Relations Manager	Allie Lewis
Senior Guest & Member Relations Account Executive	Rachel Fields
Senior Guest & Member Relations Account Executive	Taylor Ryan
Senior Guest & Member Relations Account Executive	Courtney Young
Premium Guest & Member Relations Account Executive	Javannie Jermyn
Premium Guest & Member Relations Account Executive	Saliah Serrette
Premium Guest & Member Relations Account Executive	Jada Stanforth
Guest & Member Relations Account Executive	Luis Rivera
Guest & Member Relations Associate	Hunter Bishop
Guest & Member Relations Associate	Abigail Danielson
Guest & Member Relations Associate	Christine George
Guest & Member Relations Associate	Bobby Schuster
Guest & Member Relations Coordinator	McKenna Van Doornik

TEAM OPERATIONS

Senior Director of Team Operations	Tim Jarocki
Senior Team Operations Coordinator	Zach Orth

PLAYERS



#93 ERIC BANKS

DEFENSIVE LINEMAN

HT: 6-5 WT: 274

DOB: 1/30/1998

NFL: 2ND YEAR

ACQ: FA, 2024

COLLEGE: TEXAS-SAN ANTONIO



TRANSACTIONS:

- X Originally signed as an undrafted free agent by the Los Angeles Rams on April 30, 2020. Released by the Rams on Oct. 10, 2020. Signed to the Rams practice squad on Oct. 17, 2020.
- X Signed a future contract with the Rams for the 2021 season on Jan. 18, 2021. Released by the Rams on Aug. 31, 2021.
- X Acquired via waivers by the Los Angeles Chargers on Sept. 1, 2021. Released by the Chargers on Sept. 30, 2021.
- X Acquired via waivers by Detroit on Oct. 1, 2021. Released by the Lions on Oct. 28, 2021. Signed to the Lions practice squad on Oct. 20, 2021.
- X Signed a future contract with the Lions for the 2022 season on Jan. 10, 2022. Released by the Lions on Sept. 5, 2022.
- X Signed to Arizona's practice squad on Nov. 2, 2022. Released by the Cardinals on Nov. 10, 2023.
- X Signed by the Buccaneers on Jan. 30, 2024.

CAREER HIGHLIGHTS:

- X Has appeared in six career games between the Los Angeles Chargers (three games) and the Arizona Cardinals (three games), amassing four career tackles.

2023 HIGHLIGHTS:

- X Was elevated from Arizona's practice squad for their Week 2 game against

the New York Giants, finishing with one tackle.

- X Was elevated from Arizona's practice squad for their Week 4 game at the San Francisco 49ers, recording one tackle.

COLLEGE:

- X Appeared in 48 games (2016-19) across four seasons at the University of Texas-San Antonio, the most in program history.
- X Finished his collegiate career with 81 tackles (20.5 for loss), 7.5 sacks, five forced fumbles, three passes defended and one fumble recovery.
- X Started in all 12 games as a senior and recorded 23 tackles (3.5 for loss), 3.0 sacks, three quarterback hurries, two passes defended, one forced fumble and a fumble recovery.
- X As a junior in 2018, earned an All-Conference USA honorable mention recognition after playing in all 12 games (three starts) and logging 22 tackles (five for loss) and 1.0 sack.

PERSONAL:

- X Attended Memphis East (TN) High School, where he played quarterback and defensive line.
- X As a senior quarterback, he led his team to a 12-win season and the Tennessee District 8-4A Championship.
- X Played high school basketball and played on a team coached by Penny Hardaway.

BANKS' CAREER STATISTICS

Year	Team	GP	GS	Tackles				Sk	Yds	INT				Fumbles				ST Tackles		
				T	S	A				No	Yds	Lg	TD	PD	FF	FR	Yds	T	S	A
2021	L.A. Chargers	3	0	1	0	1	0.0	0.0	0	0	0	0	0	0	0	0	0	0	0	0
2022	Arizona	1	0	1	0	1	0.0	0.0	0	0	0	0	0	0	0	0	0	0	0	0
2023	Arizona	2	0	2	2	0	0.0	0.0	0	0	0	0	0	0	0	0	0	0	0	0
NFL Totals		6	0	4	2	2	0.0	0.0	0	0	0	0	0	0	0	0	0	0	0	0

#68 BEN BREDESON

GUARD

HT: 6-5 WT: 315

DOB: 2/20/98

NFL: 5TH YEAR

ACQ: UFA (NYG), 2024

COLLEGE: MICHIGAN



TRANSACTIONS:

- X Originally entered the NFL as a fourth-round draft pick (143rd overall) by the Baltimore Ravens in the 2020 NFL Draft.
- X Was traded by the Ravens to the New York Giants on Aug. 31, 2021.
- X Signed by the Tampa Bay Buccaneers as an unrestricted free agent on March 15, 2024.

CAREER HIGHLIGHTS:

- X Has appeared in 45 career games, making 25 starts, between the Baltimore Ravens (10 games) and the New York Giants (35 games).
- X From 2020-23, recorded 13 starts at left guard, four starts at center, and eight starts at right guard.
- X From 2020-23, logged one snap at left tackle, 972 snaps at left guard, 376 snaps at center, and 487 snaps at right guard.
- X Made his first career start in Week 3 of the 2021 season against the Atlanta Falcons (9/26/21).
- X Made his NFL debut in Week 4 of the 2020 season (10/4/2020).

2023 HIGHLIGHTS:

- X Started 16 games for the New York Giants, including four starts at left guard, four starts at center, and eight starts at right guard.

COLLEGE:

- X Appeared in 51 career games with 46 starts at left guard the University of Michigan (2016-19).
- X Was twice voted a team captain by his teammates (2018-19).
- X As a senior in 2019, named second-team All-America by the Walter Camp Football Foundation, third-team All-America by the AP and first-team All-Big Ten by coaches and media.
- X Was named second-team All-Big Ten by coaches and media in 2017-18 and academic All-Big Ten in 2017.

PERSONAL:

- X Majored in Psychology.
- X His father played football at Illinois, and his older brother, Jack, spent four years on the University of Michigan baseball team.
- X Attended Arrowhead High School (Hartland, Wis.). Helped them win the WIAA Division I state championships in 2012 and 2013.
- X In 2015, was named Wisconsin's Gatorade Player of the Year, was first-team USA Today All-American and first-team MaxPreps All-America.

BREDESON'S CAREER STATISTICS

Games/Starts: BAL: 2020: 10/0; NYG: 2021: 8/1; 2022: 11/8 (P:2/0); 2023: 16/16

Career Totals: 45/25 (P: 2/0)

#52

K.J. BRITT

LINEBACKER

HT: 6-0 WT: 243

DOB: 6/4/99

NFL: 4TH YEAR

ACQ: D5, 2021

COLLEGE: AUBURN

ACQUIRED BY BUCS:

- X Selected in the fifth round (176th overall) of the 2021 NFL Draft by the Buccaneers.

CAREER HIGHLIGHTS:

- X Has appeared in 45 games for the Buccaneers, making four starts and logging 33 tackles (two for loss), two passes defended and one quarterback hit. In addition, has contributed 21 career special teams tackles.
- X Has appeared in five career postseason games, making two starts and compiling 16 tackles (one for loss), one pass defended, and one special teams tackle.

2023 HIGHLIGHTS:

- X Appeared on special teams and in a reserve capacity on defense in the Week 1 victory at Minnesota. Was tied for the team lead with 23 special teams snaps.
- X Logged a team-high-tying 20 special teams snaps in the Week 2 victory over Chicago.
- X In Week 3 vs. Philadelphia, recorded a team-high-tying 19 special teams snaps and finished with one special teams tackle. Also appeared in a reserve capacity on defense, logging four snaps.
- X Recorded a team-high-tying 21 special teams snaps in the Week 4 victory at New Orleans and finished with a then-career-high-tying two special teams tackles.
- X In Week 6 vs. Detroit, played a team-high-tying 21 special teams snaps, finishing with a team-high and then-career-high three special teams tackles.
- X Logged a team-high-tying 18 special teams snaps in Week 7 vs. Atlanta.
- X In Week 8 at Buffalo, played a team-high-tying 21 special teams snaps and finished with one special teams tackle.



- X Appeared on special teams and in a reserve capacity on defense in Week 9 at Houston, playing 26 special teams snaps.
- X In the Week 10 victory over Tennessee, appeared on special teams and in a reserve capacity on defense, logging a team-high-tying 19 special teams snaps.
- X Played a team-high-tying 20 special teams snaps in Week 11 at San Francisco, finishing with one special teams tackle.
- X In Week 12 at Indianapolis, appeared on special teams and in a reserve capacity on defense. Played a team-high-tying 23 special teams snaps.
- X Started at linebacker in Week 13 vs. Carolina, playing seven defensive snaps and finishing with two tackles before leaving with injury.
- X Started at linebacker in the Week 14 victory over Atlanta, logging a then-career-high eight tackles and one pass defended.
- X According to Pro Football Focus, was Tampa Bay's highest-graded player in the



Week 14 victory over Atlanta, earning a 79.5 grade.

- X Started in the Week 15 victory at Green Bay, playing 55-of-60 defensive snaps and finishing with six tackles (one for loss).
- X In the Week 16 victory over Jacksonville, started at linebacker and finished with one tackle.
- X Played 20-of-70 defensive snaps in Week 17 vs. New Orleans, finishing with two defensive tackles. Also added two special teams tackles.
- X Was inactive for Week 18 at Carolina.
- X In the Wild Card round victory over Philadelphia, started at linebacker and finished with three tackles and one pass defended. Contributed to a defense that produced Tampa Bay's largest yardage differential (+150) in club postseason history.
- X In the Divisional round contest against Detroit, started at linebacker and recorded a then-career-high 12 tackles (one for loss). His 12 tackles were good for the second-most on the team.

COLLEGE/PERSONAL:

- X Appeared in 42 games across four seasons (2017-20) at Auburn University, totaling 119 tackles (13 for loss), 2.5 sacks, two passes defended and one forced fumble.
- X Was voted a team captain prior to his senior season at Auburn.
- X Was named First Team All-SEC in 2019 after recording 69 tackles (10 for loss), 2.5 sacks, one pass defended and one forced fumble.
- X Attended Oxford High School (Oxford, Ala.)



BRITT'S GAME-BY-GAME STATISTICS

2023

DATE	OPP	TACKLES						INTERCEPTIONS						FUMBLES			ST TACKLES		
		T	S	A	TFL	SK	YDS	QH	NO	YDS	LG	TD	PD	FF	FR	YDS	T	S	A
Sept. 10	@MIN	0	0	0	0	0.0	0.0	0	0	0	0	0	0	0	0	0	0	0	0
Sept. 17	CHI	0	0	0	0	0.0	0.0	0	0	0	0	0	0	0	0	0	0	0	0
Sept. 25	PHI	0	0	0	0	0.0	0.0	0	0	0	0	0	0	0	0	0	1	1	0
Oct. 1	@NO	0	0	0	0	0.0	0.0	0	0	0	0	0	0	0	0	0	2	2	0
Oct. 15	DET	0	0	0	0	0.0	0.0	0	0	0	0	0	0	0	0	0	3	3	0
Oct. 22	ATL	0	0	0	0	0.0	0.0	0	0	0	0	0	0	0	0	0	0	0	0
Oct. 26	@BUF	0	0	0	0	0.0	0.0	0	0	0	0	0	0	0	0	0	1	0	1
Nov. 5	@HOU	0	0	0	0	0.0	0.0	0	0	0	0	0	0	0	0	0	0	0	0
Nov. 12	TEN	0	0	0	0	0.0	0.0	0	0	0	0	0	0	0	0	0	0	0	0
Nov. 19	@SF	0	0	0	0	0.0	0.0	0	0	0	0	0	0	0	0	0	1	1	0
Nov. 26	@IND	0	0	0	0	0.0	0.0	0	0	0	0	0	0	0	0	0	0	0	0
Dec. 3	CAR	2	0	2	0	0.0	0.0	0	0	0	0	0	0	0	0	0	0	0	0
Dec. 10	@ATL	8	4	4	0	0.0	0.0	0	0	0	0	0	1	0	0	0	0	0	0
Dec. 17	@GB	6	3	3	1	0.0	0.0	0	0	0	0	0	0	0	0	0	0	0	0
Dec. 24	JAC	1	1	0	0	0.0	0.0	0	0	0	0	0	0	0	0	0	0	0	0
Dec. 31	NO	2	1	1	0	0.0	0.0	0	0	0	0	0	0	0	0	0	2	0	2
Jan. 7	@CAR	Inactive																	
TOTALS		17	8	9	1	0.0	0.0	0	0	0	0	0	1	0	0	0	10	7	3


POSTSEASON

Jan. 15	PHI	3	0	3	0	0.0	0.0	0	0	0	0	0	1	0	0	0	0	0	0
Jan. 21	@DET	12	7	5	1	0.0	0.0	0	0	0	0	0	0	0	0	0	0	0	0
TOTALS		15	7	8	1	0.0	0.0	0	0	0	0	0	1	0	0	0	0	0	0

BRITT'S CAREER STATISTICS

Year	Team	Tackles						INT						Fumbles			ST Tackles		
		GP	GS	T	S	A	Sk	Yds	No	Yds	Lg	TD	PD	FF	FR	Yds	T	S	A
2021	Tampa Bay	17	0	7	5	2	0.0	0.0	0	0	0	0	1	0	0	0	5	2	3
2022	Tampa Bay	12	0	7	2	5	0.0	0.0	0	0	0	0	0	0	0	0	6	3	3
2023	Tampa Bay	16	4	19	9	10	0.0	0.0	0	0	0	0	1	0	0	0	10	7	3
NFL Totals		45	4	33	16	18	0.0	0.0	0	0	0	0	2	0	0	0	21	12	9
Playoffs																			
Year	Team	Tackles						INT						Fumbles			ST Tackles		
		GP	GS	T	S	A	Sk	Yds	No	Yds	Lg	TD	PD	FF	FR	Yds	T	S	A
2021	Tampa Bay	2	0	0	0	0	0.0	0.0	0	0	0	0	0	0	0	0	1	1	0
2022	Tampa Bay	1	0	1	0	1	0.0	0.0	0	0	0	0	0	0	0	0	0	0	0
2023	Tampa Bay	2	2	15	7	8	0.0	0.0	0	0	0	0	1	0	0	0	0	0	0
Postseason		5	2	16	7	8	0.0	0.0	0	0	0	0	1	0	0	0	1	1	0

#74

EARNST BROWN IV**DEFENSIVE LINEMAN****HT:** 6-0 **WT:** 300**DOB:** 1/8/1999**NFL:** 3RD YEAR**ACQ:** FA, 2024**COLLEGE:** NORTHWESTERN**TRANSACTIONS:**

- X Originally entered the NFL as a fifth-round draft pick (174th overall) by the Los Angeles Rams in the 2021 NFL Draft.
- X Waived by the Rams on Aug. 28, 2021 and re-signed to their practice squad on Sept. 1, 2021.
- X Signed a future contract with the Rams on Feb. 10, 2022. Waived by the Rams on Aug. 26, 2022.
- X Signed to the Rams active roster on Dec. 24, 2022. Released on Jan. 8, 2024.
- X Signed by the San Francisco 49ers on Feb. 15, 2024. Released on May 14, 2024.
- X Signed by the Tampa Bay Buccaneers on May 22, 2024.

CAREER HIGHLIGHTS:

- X Has appeared in 12 career games, all for the Rams, making three starts and amassing 14 tackles (one for loss).
- X Set a career high with five tackles against the Seattle Seahawks in Week 18 of the 2022 season (1/8/23).
- X Recorded his first career start in Week 16 of the 2022 season against the Denver Broncos (12/25/22).
- X Made his NFL debut in Week 14 of the 2022 season against the Las Vegas Raiders (12/8/22).

2023 HIGHLIGHTS:

- X Appeared in seven games for the Los Angeles Rams, finishing with five tackles.

COLLEGE:

- X Brown appeared in 39 career games for Northwestern University (2017-20), amassing 66 tackles, 7.0 sacks, nine passes defended, one forced fumble and one fumble recovery.

- X Prior to his senior season, Brown was named to Phil Steele's 2020 Preseason All-Big Ten Team and the Athlon Sports Preseason All-Big Ten Team.
- X As a senior in 2020, played in nine games and logged 32 tackles, 1.0 sacks, four passes defended and one fumble recovery.
- X During his junior season in 2019, Brown appeared in six games and finished with 15 tackles, 2.0 sacks and two passes defended.
- X During his sophomore season, Brown appeared in 14 games and finished the year with 22 tackles (7.5 for loss), and 4.0 sacks.
- X As a freshman in 2017, saw action in 11 games.

PERSONAL:

- X Attended Billy Ryan High School (Denton, Texas). Over his final two seasons, Brown totaled 57.0 tackles for loss and 20.0 sacks.
- X He led his high school team to the Texas 5A state semifinals as a senior after helping guide the program to the 6A Quarterfinals as a junior
- X Brown was named 2016 Texas District 5/6A Defensive Player of the Year, the 2016 Denton Record-Chronicle Defensive Player of the Year, and the 2016 Denton Defensive MVP.
- X Also played varsity basketball in high school, and was a team captain.

BROWN'S CAREER STATISTICS

Year	Team	GP GS		Tackles			Sk	Yds	INT					Fumbles			ST Tackles		
				T	S	A			No	Yds	Lg	TD	PD	FF	FR	Yds	T	S	A
2022	L.A. Rams	5	3	9	3	6	0.0	0.0	0	0	0	0	0	0	0	0	0	0	0
2023	L.A. Rams	7	0	5	2	3	0.0	0.0	0	0	0	0	0	0	0	0	0	0	0
NFL Totals		12	3	14	5	9	0.0	0.0	0	0	0	0	0	0	0	0	0	0	0

#5

JAKE CAMARDA

PUNTER

HT: 6-1 WT: 193

DOB: 4/20/99

NFL: 3RD YEAR

ACQ: D4B, 2022

COLLEGE: GEORGIA

**ACQUIRED BY BUCS:**

- X Selected in the fourth round (133rd overall) of the 2022 NFL Draft by the Buccaneers.

AWARDS & ACCOLADES:

- X 2x NFC Special Teams Player of the Week (Week 9, 2022; Week 2, 2023).
- X NFC Special Teams Player of the Month (September, 2023)

CAREER HIGHLIGHTS:

- X Established a new franchise record in gross yards per punt average in both 2022 (48.8 avg.) and 2023 (50.1 avg.), breaking the previous mark of 45.9 set by Bryan Anger in 2016 (min. 2.5 punts per team game).
- X Has logged three career 74-yard punts, which is tied for the longest punt in franchise history.
- X Tied the NFL record for the highest yards per punt average in a game by a punter with six-or-more punts when he averaged 59.5 yards per kick across six punts on Nov. 6, 2022 vs. L.A. Rams
- X Established a franchise record for most punts of 60+ yards in a season in both 2022 (15) and 2023 (18), surpassing the previous record of six set by Josh Bidwell in 2008.
- X Camarda's 18 punts of 60-or-more yards in 2023 led the NFL.

2023 HIGHLIGHTS:

- X Received NFC Special Teams Player of the Month honors in September, in addition to earning Week 2 NFC Special Teams Player of the Week recognition.
- X Led the NFL with 18 punts of 60-or-more yards – also good for a Buccaneers franchise record.

- X Established a new single-season franchise record for gross punt average (50.1).
- X Punted six times for 327 yards (54.5 avg.) in the Week 1 victory at Minnesota. Pinned two punts inside the 20 and yielded just 18 return yards across four returns, good for a 48.2 net average.
- X Camarda's 54.5 gross average and 48.2 net average in Week 1 both ranked second in the NFL among punters with multiple punts.
- X His 54.5 gross average and 48.2 net average in Week 1 were the second-highest marks in franchise history by any punter with five-or-more punts in a game, trailing only his own 59.5 gross average and 54.2 net average marks that he set on Nov. 6, 2022 vs. L.A. Rams.
- X Was named NFC Special Teams Player of the Week for the Week 2 victory over Chicago after punting four times for 211 yards (52.8 avg.), including pinning three punts inside the 20-yard line and a long punt of 72 yards.
- X Camarda's 72-yard punt in Week 2 was the third-longest punt in team history.
- X Through two weeks, Camarda ranked second in the NFL in yards per punt (53.8) and third in net yards per punt (48.0). His five punts pinned inside the 20-yard line was tied for third-most in the NFL, with his -17.4 average opponent starting field position ranking second in the NFL.
- X In Week 3 vs. Philadelphia, punted four times for 230 yards (57.5 avg.) and pinned two punts inside the opponent 20-yard line. He recorded a long punt of 74 yards, tying the longest punt of his career and longest punt in franchise history.
- X Through three weeks, Camarda ranked among league leaders in gross average (54.9, 1st); net average (44.9, 7th); punts

- inside the 20 (7, T-3rd); and opponent's average starting field position (-20.5; 4th).
- X Punted four times for 190 yards (47.5 avg.) in the Week 4 victory at New Orleans. Pinned two punts inside the 20-yard line and recorded a long punt of 73 yards.
 - X Through five weeks, ranked third in the NFL in yards per punt (53.2) and tied for sixth in punts downed inside the 20-yard line (9).
 - X In Week 6 vs. Detroit, punted six times for 325 yards (54.2 avg.), including a long punt of 66 yards and three punts placed inside the opponent 20-yard line (with one inside the 5-yard line).
 - X Through six weeks, led the NFL in gross punting average (53.5 yards per punt) and ranked second in the NFL with an average of 2.4 punts inside the opponent 20-yard line per game.
 - X In Week 7 vs. Atlanta, punted three times for 144 yards (48.0 avg.), including a long punt of 52 and one punt downed at Atlanta's 7-yard line.
 - X Through seven weeks, led all punters with a 52.9 gross average, while his 43.7 net average ranked fifth among punters with at least 25 punts.
 - X In Week 8 at Buffalo, punted six times for 305 yards (50.8 avg.), including two punts inside the 20-yard line and a long punt of 63.
 - X Through eight weeks, Camarda's 14 punts inside the 20-yard line was ranked third in the NFL.
 - X Punted four times for 202 yards (50.5 avg.) in Week 9 at Houston, including pinning two punts inside the 20-yard line and recording a long punt of 53 yards.
 - X Through nine weeks, Camarda led the NFL in gross punting average (52.3).
 - X In the Week 10 victory over Tennessee, punted five times for 171 yards (34.2 avg.), including one punt inside the 20-yard line.
 - X Punted three times for 144 yards (48.0 avg.) in Week 11 at San Francisco, including a long punt of 56 yards and one punt that went out of bounds at the San Francisco 2-yard line.
 - X In Week 12 at Indianapolis, punted four times for 208 yards (52.0 avg.), including a long punt of 63 yards and one punt downed inside the opponent 20-yard line.
 - X In the Week 13 victory over Carolina, punted a then-season-high eight times for 369 yards (46.1 avg.), including a long punt of 61 yards and one punt downed inside the 20-yard line.
 - X In the Week 14 victory over Atlanta, punted six times for 325 yards (54.2 avg.), including pinning two punts down inside the opponent 20-yard line.
 - X Through 14 weeks, Camarda ranked sixth in the NFL in yards per punt with a 50.0 average.
 - X In the Week 15 victory at Green Bay, punted one time, launching it 65 yards and pinning it at Green Bay's 4-yard line.
 - X Through 15 weeks, Camarda's 15 punts of 60+ yards this season were tied for the most in the NFL.
 - X In the Week 16 victory over Jacksonville, punted twice for 101 yards (50.5 avg.), including one punt downed inside the opponent 20-yard line.
 - X Punted five times for 207 yards (41.4 avg.) in Week 17 vs. New Orleans. Pinned one punt inside the opponent 20-yard line.
 - X Through 17 weeks, was the only punter in the NFL to have recorded at least one punt downed inside the opponent 20-yard line in every game of the season.
 - X In the Week 18 victory over Carolina, punted six times for 330 yards (55.0 avg.), including a long punt of 74 yards.
 - X Camarda's 74-yard punt in Week 18 tied the record for the longest punt in franchise history. It marked his third career time doing so, and the second in the 2023 season.
 - X In the Wild Card round victory over Philadelphia, punted three times for 124 yards (41.3 avg.), pinning Philadelphia at the 9-, 13-, and 10-yard lines. His three punts inside the opponent's 20-yard line



were tied for the most such occurrences in a playoff game in team history.

- X In the Divisional round contest at Detroit, punted four times for 207 yards (51.8 avg.), including two punts downed inside the opponent's 20-yard line, and a long punt of 66 yards.
- X Camarda's 66-yard punt against the Lions established a new franchise postseason record for the longest punt.

COLLEGE:

- X Appeared in 53 games over four seasons at Georgia (2018-21), winning the College Football Playoff National Championship in his final season with the Bulldogs.
- X Finished his collegiate career averaging 45.8 yards per attempt on 187 total punts, the highest mark in Georgia program history. He also pinned 70 punts inside the 20-yard line over the course of his collegiate career, including 17 during his senior year.
- X Named SEC Special Teams Player of the Year in his senior season in 2021, in addition to earning first-team All-SEC recognition from the coaches and second-team All-SEC honors from the Associated Press.
- X Averaged 44.6 yards per punt on five punts in the 2021 College Football Playoff National Championship Game vs. Alabama, twice pinning the Crimson Tide inside the 10-yard line, including one at the 2-yard line.
- X Handled kickoff duties for the Bulldogs in his final two seasons at Georgia (2020-21). The Bulldogs ranked third in the nation, and first in the SEC, in kickoff return defense (13.0 avg.).
- X Earned third-team Associated Press All-America honors in 2020, in addition to first-team All-America recognition from Pro Football Focus and second-team honors from the American Football Coaches Association, Walter Camp and the Football Writers Association of America.
- X Finished the 2020 season fourth in the nation in punting average (46.6).
- X Ranked sixth in the nation in punting average in 2019 (46.8).

- X As a place holder in 2019, Camarda had a key 6-yard rush on a successful fake field goal in a Sugar Bowl win over Baylor, setting up a Bulldogs touchdown.
- X Punted 43 times for a 42.6 yards per punt average as a freshman in 2018.
- X Majored in sport management.

PERSONAL:

- X Attended Norcross High School (Norcross, Georgia).
- X Selected to play in the 2018 Under Armour All-American Game.
- X Ranked as the No. 2 punter in the nation out of high school.



CAMARDA'S GAME-BY-GAME STATISTICS

2023

DATE	OPP	NO	YDS	AVG	PUNTING		NET	TB	IN 20	LG	BLK
					RET	YDS					
Sept. 10	@MIN	6	327	54.5	4	18	48.2	1	2	63	0
Sept. 17	CHI	4	211	52.8	0	0	47.8	1	3	72	0
Sept. 25	PHI	4	230	57.5	3	81	37.3	0	2	74	0
Oct. 1	@NO	4	190	47.5	2	45	36.3	0	2	63	0
Oct. 15	DET	6	325	54.2	3	33	45.3	1	3	66	0
Oct. 22	ATL	3	144	48.0	1	9	45.0	0	1	52	0
Oct. 26	@BUF	6	305	50.8	4	49	39.3	1	2	63	0
Nov. 5	@HOU	4	202	50.5	1	7	48.8	0	2	53	0
Nov. 12	TEN	5	171	34.2	3	23	29.6	0	1	47	0
Nov. 19	@SF	3	144	48.0	1	2	47.3	0	1	56	0
Nov. 26	@IND	4	208	52.0	1	13	38.8	2	1	63	0
Dec. 3	CAR	8	369	46.1	4	30	39.9	1	1	61	0
Dec. 10	@ATL	6	325	54.2	4	57	44.7	0	2	63	0
Dec. 17	@GB	1	65	65.0	0	0	65.0	0	1	65	0
Dec. 24	JAC	2	101	50.5	2	10	45.5	0	1	51	0
Dec. 31	NO	5	207	41.4	2	27	36.0	0	1	51	0
Jan. 7	@CAR	6	330	55.0	3	51	39.8	2	0	74	0
TOTALS		77	3,854	50.1	38	455	41.8	9	26	74	0
POSTSEASON											
Jan. 15	PHI	3	124	41.3	1	0	41.3	0	3	47	0
Jan. 21	@DET	4	207	51.8	2	18	42.3	1	2	66	0
TOTALS		7	331	47.3	3	18	41.9	1	5	66	0

CAMARDA'S CAREER STATISTICS

Year	Team	GP	NO	YDS	Punting		YDS	NET	TB	IN 20	LG	BLK
					AVG	RET						
2022	Tampa Bay	17	79	3,859	48.8	32	374	41.6	10	22	74	0
2023	Tampa Bay	17	77	3,854	50.1	38	455	41.8	9	26	74	0
NFL Totals		34	156	7,713	49.4	70	829	41.7	19	48	74	0
Year	Team	GP	NO	YDS	AVG	RET	YDS	NET	TB	IN 20	LG	BLK
2022	Tampa Bay	1	5	245	49.0	2	7	43.6	1	2	54	0
2023	Tampa Bay	2	7	331	47.3	3	18	41.9	1	5	66	0
Postseason		3	12	576	48.0	5	25	42.6	2	7	66	0

SINGLE-GAME HIGHS

Punts: 9, at Cleveland Browns, 11/27/22
Gross Yards: 425, at Cleveland Browns, 11/27/22
Gross Average (min. 2 punts): 61.0, vs. Seattle Seahawks, 11/13/22
Net Average (min. 2 punts): 61.0, vs. Seattle Seahawks, 11/13/22
Punts Inside the 20: 4, vs. L.A. Rams, 11/6/22
Longest Punt: 74, three times, last at Carolina, 1/8/24
ST Tackles: 2, vs. L.A. Rams, 11/6/22

#54

LAVONTE DAVID**INSIDE LINEBACKER****HT:** 6-1 **WT:** 233**DOB:** 1/23/90**NFL:** 13TH YEAR**ACQ:** D2, 2012**COLLEGE:** NEBRASKA**ACQUIRED BY BUCS:**

- X Selected by Tampa Bay in the second round (58th overall) of the 2012 NFL Draft.

AWARDS & ACCOLADES:

- X Super Bowl LV Champion.
- X 2015 Pro Bowl Selection.
- X 2013 AP All-Pro First-Team Selection.
- X 2x AP All-Pro Second-Team Selection (2016, 2020)
- X NFC Defensive Player Of The Month (September 2020).
- X 2x NFC Defensive Player of the Week (Week 12, 2013; Week 10, 2015).
- X 2020 ESPN All-Pro Selection
- X USA Today All-Joe Team (2012, 2013).
- X 2012 PFW/PFWA All-Rookie Team.
- X NFC Defensive Rookie Of The Month (November 2012).

CAREER HIGHLIGHTS:

- X Has started all 181 regular season games that he has played, totaling 1,478 tackles (160 for loss), 67 quarterback hits, 64 passes defended, 33.5 sacks, 12 interceptions (two returned for touchdown), 28 forced fumbles, 18 fumble recoveries (one returned for touchdown) and one safety.
- X Started nine playoff games, recording 71 tackles (six for loss), four passes defended, three quarterback hits, 2.0 sacks, one forced fumble and one fumble recovery.
- X Ranks second in team history with 1,478 tackles and eighth in team history with 33.5 sacks.



- X His 181 starts are the fourth-most in Buccaneers franchise history while his 181 games played are the fifth-most in team history.
- X Joined Ray Lewis as only players in NFL history to record 1,000 tackles, 20.0 sacks and 10 interceptions through their first eight seasons.
- X Selected to NFL.com's 2010s All-Decade Team.
- X Has served as Buccaneers Captain from 2014-23.
- X Has led the Buccaneers in tackles in nine times (2012-15, 2017-19, 2022-23) and tackles for loss six times (2012-16, 2023).
- X Ranks first the NFL in solo tackles (1,033), second in total tackles (1,478), and is third in tackles for loss (160) among all NFL players since entering the league in 2012.
- X Since 2000, David's 10 seasons with 100+ tackles are third-most in the NFL, trailing only London Fletcher (14) and Bobby Wagner (11).
- X David has four career seasons with 100+ tackles and 15+ tackles for loss – the



most in the NFL since tackle for loss data became available in 2008.

- X David is credited with 30 takeaways (12 interceptions, 18 fumble recoveries), tied for 14th-most in the NFL since 2012 and the most by any front-seven player.
- X One of only two players in the NFL with at least 1,000 tackles, 20.0 sacks and 10 interceptions since the start of the 2012 season (also Bobby Wagner).
- X Ranks fourth in the league in forced fumbles since 2014 with 26, trailing only Chandler Jones (30), Khalil Mack (30) and T.J. Watt (27).
- X His 18 career fumble recoveries are a Buccaneers franchise record.
- X Since 2012, ranks tied for fifth among NFL linebackers in interceptions with 12 and tied for fifth among linebackers with two interceptions returned for touchdowns, while ranking second among active linebackers in passes defended (64). Also during that span, ranks fourth among all players with 28 forced fumbles and first with 18 opponent fumble recoveries.
- X Has scored 20 points (3 TDs, 1 safety) since entering the league in 2012, tied for the 11th-most among all front-seven players. Since start of 2015 season (when David scored his first touchdown), ranks tied for 22nd among all defensive players and tied for sixth



among all front seven players in return touchdowns with three.

- X Since joining Tampa Bay in 2012, has helped lead a defense that ranks second in the NFL in rushing yards allowed (102.4), is first in yards per rush (4.00) and is third in takeaways in the NFL (304).
- X Tampa Bay's 2020 defense led the league in rushing yards allowed per game (80.6) and yards allowed per rush (3.60), while ranking sixth in yards allowed per play (5.12), sixth in yards allowed per game (327.1), ranking tied for second in tackles for loss (91), tied for fourth in sacks (48.0) and tied for fifth in takeaways (25).
- X His five fumble recoveries in 2017 are a Buccaneers single-season franchise record.
- X A key contributor on the Buccaneers defense in 2019, which led the league

2012-23 NFL TACKLE FOR LOSS LEADERS

Name (Team)	TFL
1. J.J. Watt (Retired)	182
2. Aaron Donald (Retired)	176
3. Lavonte David (TB)	160
3. Cameron Jordan (NO)	151
5. Von Miller (BUF)	145

2012-23 NFL SOLO TACKLE LEADERS

Name (Current Team)	Solo Tackles
1. Lavonte David (TB)	1,033
2. Bobby Wagner (LAR)	994
3. Demario Davis (NO)	806
4. Harrison Smith (MIN)	761
5. Luke Kuechly (Retired)	690

2012-23 NFL TACKLE LEADERS

Name (Current Team)	Tackles
1. Bobby Wagner (LAR)	1,700
2. Lavonte David (TB)	1,478
3. Demario Davis (NO)	1,241
4. Luke Kuechly (Retired)	1,092
5. C.J. Mosley (NYJ)	1,061

2012-23 NFL FORCED FUMBLE LEADERS

Name (Current Team)	FF
1. Chandler Jones (FA)	34
2. Robert Quinn (PHI)	31
3. Khalil Mack (LAC)	30
4. Lavonte David (TB)	28
5t. T.J. Watt (PIT)/J.J. Watt (Retired)	27

in rushing yards allowed and opposing rushing average.

- X Recorded first fumble recovery return touchdown when he stripped Larry Fitzgerald, scooped the football and continued 21 yards for the score, at Arizona (10/15/17).
- X In 2016, tied for NFL lead, and most among linebackers, with 17 tackles for loss.
- X Garnered Associated Press Second-Team All-Pro honors following the 2016 season.
- X Named to first Pro Bowl following the 2015 season when he ranked third in the league in tackles (147) and added three sacks, three interceptions, two forced fumbles, two fumble recoveries and 13 passes defended (most among NFL linebackers).
- X Named Associated Press All-Pro First-Team following 2013 season when he ranked fifth in the NFL in both tackles (143) tackles and interceptions (5). Added a safety, two forced fumbles, one fumble recovery, and 10 passes defended,
- X Tied for league lead with 14.5 run stuffs in 2013, according to STATS, Inc., and ranked third in the NFL in tackles for loss (20), behind Robert Quinn and J.J. Watt.
- X Ranked by Pro Football Focus as the No. 1 run stuffing outside linebacker and finished with the third-most

quarterback pressures (sacks, QB hits, hurries) at the position.

- X Only NFL player with 125+ tackles and 6+ sacks in 2013.
- X In 2013 became only the second player since 1982 to record at least 7.0 sacks and five interceptions in the same season (S Dave Duerson).
- X In 2012, led the Buccaneers in tackles as a rookie, posting 139 tackles, tied for the seventh-most in the NFL. Also posted 112 solo tackles, the second-most in the league.
- X Named to USA Today's All-Joe Team in both 2012 & 2013.
- X Selected to PFW/PFWA All-Rookie Team in 2012.
- X Only linebacker in Buccaneers history with two multiple-interception games.
- X Scored first career touchdown on a 20-yard interception return (Mark Sanchez) in win at Philadelphia (11/22/15).
- X Registered his first career interception (Peyton Manning) at Denver (12/2/12).
- X Notched his first career sack vs. Philadelphia (12/9/12).
- X Started in his NFL debut against Carolina (9/9/12).

2023 HIGHLIGHTS:

- X In his 12th NFL season, David was the lone player in the NFL in 2023 with 100+ tackles, 15+ tackles for loss and 3.0+ sacks.
- X David recorded 17 tackles for loss in 2023, tied for the seventh-most in the NFL. His 17 tackles for loss were the second-most in a single season by a player age 33 or older since TFL data became available in 2008. He trailed only J.J. Watt's 18 in 2022.
- X Logged 61 defensive snaps in the Week 1 victory at Minnesota, finishing with eight tackles (two for loss).
- X Was one of just eight players with eight-or-more tackles and two-or-more tackles for loss in Week 1.
- X In the Week 2 victory over Chicago, played all 53 defensive snaps and finished with two tackles. Contributed to a defense



that limited the Bears to just 236 yards of total offense.

- X In Week 3 vs. Philadelphia, played all 78 defensive snaps and finished with a team-high 13 tackles and 1.0 sack. It marked his 44th career double-digit tackle game since entering the league in 2012, third-most in the NFL over that span and second-most among active players.
- X David's 13 tackles in Week 3 marked his most in a single game since 11/14/2021 at Washington (14).
- X His Week 3 performance marked his first career game with 13-or-more tackles plus at least 1.0 sack. He became the fourth player to accomplish the feat during the 2023 season.
- X In the Week 4 victory at New Orleans, played all 65 defensive snaps and finished with five tackles.
- X In Week 6 vs. Detroit, played all 70 defensive snaps and finished with a team-high 12 tackles (two for loss), 1.0 sack, one quarterback hit and one pass defended. He became the first player to reach that stat line (or better) since Arizona's Budda Baker in Week 16 of the 2021 season. It marked the second time David had recorded that stat line (or better) in a game, joining Week 15 of the 2014 season against the Carolina Panthers.
- X David's pass defended in Week 6 gave him 60 career passes defended, second-most among active linebackers at the time.
- X Logged a team-high 13 tackles (one for loss) and one pass defended in Week 7 vs. Atlanta. It marked the third time through the first six weeks of the season that David led the Buccaneers in tackles.
- X Recorded his 149th career tackle for loss in Week 7, tied for second most among active players since the beginning of



MOST GAMES STARTED - BUCCANEERS HISTORY

Name	Starts
1. Rondé Barber, 1997-2012	232
2. Derrick Brooks, 1995-2008	221
3. Paul Gruber, 1988-99	183
4. Lavonte David, 2012-Pres.	181
5. Tony Mayberry, 1990-99	145

the 2012 season, trailing only L.A. Rams' Aaron Donald (168).

- X In Week 8 at Buffalo, played all 69 defensive snaps and finished with a team-high 14 tackles (one for loss). His tackle for loss was the 150th of his career, fifth-most among all active players.
- X David's 14 tackles in Week 8 were his most since he tallied 14 on Nov. 14, 2021 at Washington.
- X David's Week 8 performance marked his third straight game with double-digit tackles – no Buccaneers player had recorded a longer streak since Kwon Alexander in 2015.
- X In Week 9 at Houston, David played 71-of-72 defensive snaps and finished with a team-high 11 tackles (two for loss) and one forced fumble. It marked the fifth time in the first nine weeks of the season that David has led the Buccaneers in tackles.
- X Across four games from Weeks 5-9, David recorded 10-or-more tackles and at least one tackle for loss in each game, becoming the first player to record such a streak since himself in 2014. The last player other than David to accomplish the feat was Pro Football Hall of Famer Zach Thomas in 2005.
- X Through nine weeks, David ranked ninth in the NFL in tackles (78) and tackles for loss (nine).
- X In the Week 10 victory over Tennessee, played all 63 defensive snaps and finished with five tackles (two for loss) and one pass defended.
- X David's Week 10 performance marked his fifth consecutive game with a tackle for a loss, the longest such streak by a Buccaneer since Jason Pierre-Paul in 2018.
- X In Week 11 at San Francisco, played 43-of-60 defensive snaps and finished with

seven tackles (three for loss) and 1.0 sack.

- X In Week 11, David surpassed Hall of Famer Rondé Barber for the second-most tackles in Buccaneers history, trailing only Derrick Brooks (2,198). He finished the game with 1,435 career tackles.
- X David's milestone tackle came on an 11-yard sack of 49ers quarterback Brock Purdy. It marked David's third sack of the season and improved his career total to 32.0. Through 11 Weeks, David's 3.0 sacks marked his most in a single season since he recorded 3.5 in 2018.
- X David's Week 11 performance marked his third straight game with multiple tackles for loss, matching the longest streak by any Buccaneers player since Geno Hayes did so in five straight games in 2009. His five games with multiple tackles for loss were the most such games in the NFL through 11 Weeks.
- X In Week 11, David recorded his sixth straight game with at least one tackle for loss – no Tampa Bay player had recorded a longer-such streak within a season since Jason Pierre-Paul in 2018 (seven games).
- X From Weeks 6-11, David recorded 11 tackles for loss. At the time, his 11 tackles for loss were the most by any player over a six-game span in the 2023 season.
- X Was inactive for Week 12 at Indianapolis and the Week 13 victory over Carolina.
- X In the Week 14 victory over Atlanta, played all 72 defensive snaps and finished with six tackles and one pass defended.
- X Played all 60 defensive snaps in the Week 15 victory at Green Bay, logging nine tackles (two for loss), one quarterback hit, one pass defended and 0.5 sacks.
- X David surpassed the 100-tackle milestone in Week 15, marking the 10th time he has done so in a season. He joined London Fletcher (14) and Bobby Wagner (11) as the only players to accomplish that feat 10-or-more times since 2000.
- X In Week 15, David also notched his fourth career season with 100+ tackles and 15-or-more tackles for loss. At the time, no other player had recorded more than two-such seasons since tackles for loss became regularly tracked in 2006.



- X Through 15 weeks, David's six games with multiple tackles for loss were tied for the third-most in the NFL.
- X In the Week 16 victory over Jacksonville, played all 66 defensive snaps and recorded a team-leading eight tackles (one for loss), 1.0 sack and one quarterback hit.
- X With his sack in Week 16, David improved his career total to 33.5 and surpassed both Jason Pierre-Paul and Brad Culpepper (33.0) to move into eighth in franchise history in sacks.
- X David's sack in Week 16 also increased his season total to 4.5 on the year – his most in a single season since recording 5.0 during the 2016 season.
- X Played all 70 defensive snaps in Week 17 vs. New Orleans, finishing with a team-high 11 tackles. It marked his sixth game with double-digit tackles.
- X In the Week 18 victory over Carolina, played 49-of-52 defensive snaps and recorded nine tackles. Contributed to a defense that recorded Tampa Bay's first shutout since Nov. 21, 2010 at San Francisco.
- X In the Wild Card round victory over Philadelphia, started at linebacker and recorded five tackles (two for loss) and one forced fumble. His two tackles for loss marked a new postseason single-game high.
- X With his five tackles in the Wild Card win over the Eagles, David (58) surpassed Shelton Quarles (55) for the second-most postseason tackles in club history, trailing only Derrick Brooks (93).
- X In the Divisional round contest against Detroit, he played all 73 defensive snaps and recorded a team-high 13 tackles (two for loss), one quarterback hit and 1.0 sack.

- X With his performance in the Divisional round, David moved into second place in tackles in club postseason history (71). He also moved into second place in tackles for loss (six) and moved into seventh place in sacks (2.0).

COLLEGE:

- X Started all 27 games he played in at Nebraska (2010-11), recording 285 tackles, 28 tackles for loss, 11.5 sacks, two interceptions, 12 passes defended, three forced fumbles and two fumbles recovered.
- X In 2011, earned first-team All-American honors from the American Football Coaches Association, CBS and ESPN.
- X Also earned first-team All-Big Ten accolades (coaches, media, ESPN.com, Yahoo.com, Phil Steele).
- X Was a finalist for the Butkus Award (Top Linebacker), semifinalist for the Chuck Bednarik Award (Top Defensive Player) and semifinalist for the Lott Trophy (Top Defensive IMPACT Player) in 2011.
- X Named the 2011 Butkus-Fitzgerald Big Ten Linebacker of the Year and Nebraska team MVP.
- X 2011 Guy Chamberlin Award Winner for his play and contributions to the betterment of the University of Nebraska football team.
- X As a senior, led Nebraska with 133 tackles and ranked third in the Big Ten in tackles per game.
- X Also led Nebraska in tackles for loss (13.0), sacks (5.5), interceptions (2), forced fumbles (2) and fumble recoveries (2) in 2011.
- X In 2010, set school record with 152 tackles.
- X His 285 career tackles rank fourth in school history, and most by a two-year player.
- X Recorded a career-high 19 tackles in one game against South Dakota State, the seventh-most in school history.
- X Was named first-team All-American (Rivals.com and CBS), unanimous first-team Big 12 and Big 12 Newcomer of the Year, as selected by the coaches, in 2010.
- X Prior to his time at Nebraska, led Fort Scott Community College (Fort Scott,

Kansas) to the Junior College National Championship Game, while ranking among the conference's leaders in tackles and tackles for loss.

- X Was named Defensive MVP of the JUCO National Championship Game.
- X Two-time first-team All-Jayhawk Conference selection and a Region VI All-American in 2009.
- X During his first season at Fort Scott, led the Jayhawk Conference with 93 tackles.
- X Majored in criminology and criminal justice.

COMMUNITY:

- X In 2020, supported Big Brothers, Big Sisters as part of the NFL's My Cause, My Cleats initiative.
- X David participated in the 7th Annual Cut for a Cure with the National Pediatric Cancer Foundation and helped raise \$100,000.
- X As a national ambassador for Big Brother Big Sister, Lavonte hosted his 4th annual bowling event benefiting the organization in 2019.
- X David coordinated with teammates to help donate weekly meals from local businesses to Metropolitan Ministries, helping feed those in need during COVID-19.
- X In October 2016, joined teammates and the entire Buccaneers business operations staff for the team's "Hometown Huddle," helping to refurbish the Sulphur Springs K-8 School and Community Center and interact with students.
- X In June 2016, was named a national ambassador and BIG Champion for Big Brothers Big Sisters of America, with the mission of creating more matches between children and caring, adult mentors across the United States.



- X In May 2016, helped dedicate a Buccaneers Academy at Bevis Elementary School, which was awarded a Fitness Zone and also presented with a special assembly and P.E. equipment for winning the 2016 Play 60 Challenge.
- X In November 2015 and 2016, hosted a bowling event to benefit Big Brothers Big Sisters of Tampa Bay.
- X In July 2015, hosted his inaugural free backpack and school supply donation to youth in his hometown of Miami, FL.
- X In June 2015, had his head shaved by children battling cancer as part of the Buccaneers Cut for a Cure to raise funds and awareness for the Pediatric Cancer Foundation.
- X Paired up with United Way volunteers and students to install a "Learning Garden" at Edison Elementary in October 2013 and at Davis Elementary in September 2015.
- X Led students through football drills and promoted the importance of health and fitness for the opening of Buccaneers Academy Fitness Zones at Foster Elementary in September 2012 and Sulphur Springs Elementary in December 2012.
- X As a member of the Buccaneers Rookie Club in 2012, visited youth at All Children's Hospital in St. Petersburg and sang holiday carols to residents at Westminster Palms retirement home, visited MacDill Air Force Base to thank civilian workers and active duty military for their service, helped host a lunch for service members at Coast Guard Air Station Clearwater and visited veterans recovering from injury and illness at Bay Pines VA Hospital, hosted an educational scavenger hunt for children from the Boys & Girls Clubs of Tampa Bay at Busch Gardens Tampa, and greeted patients at St. Joseph's Children's Hospital in May 2012.
- X Volunteered time while at Nebraska with team hospital visits and the Husker Heroes program.

PERSONAL:

- X Attended Northwestern High School (Miami, Florida).

- X Won back-to-back Florida state titles in 2006 and 2007, while finishing with undefeated records both years.
- X Son of the late Lynette David.
- X Born Lavonte David on January 23, 1990, in Miami, Florida.

DAVID'S GAME-BY-GAME STATISTICS

2023

DATE	OPP	TACKLES								INTERCEPTIONS					FUMBLES			ST TACKLES		
		T	S	A	TFL	SK	YDS	QH		NO	YDS	LG	TD	PD	FF	FR	YDS	T	S	A
Sept. 10	@MIN	8	6	2	2	0.0	0.0	0		0	0	0	0	0	0	0	0	0	0	0
Sept. 17	CHI	2	1	1	0	0.0	0.0	0		0	0	0	0	0	0	0	0	0	0	0
Sept. 25	PHI	13	9	4	1	1.0	6.0	1		0	0	0	0	0	0	0	0	0	0	0
Oct. 1	@NO	5	0	5	0	0.0	0.0	0		0	0	0	0	0	0	0	0	0	0	0
Oct. 15	DET	12	9	3	2	1.0	8.0	1		0	0	0	0	1	0	0	0	0	0	0
Oct. 22	ATL	13	8	5	1	0.0	0.0	0		0	0	0	0	1	0	0	0	0	0	0
Oct. 26	@BUF	14	6	8	1	0.0	0.0	0		0	0	0	0	0	0	0	0	0	0	0
Nov. 5	@HOU	11	9	2	2	0.0	0.0	0		0	0	0	0	0	1	0	0	0	0	0
Nov. 12	TEN	5	3	2	2	0.0	0.0	0		0	0	0	0	1	0	0	0	0	0	0
Nov. 19	@SF	7	7	0	3	1.0	11.0	1		0	0	0	0	0	0	0	0	0	0	0
Nov. 26	@IND									Inactive										
Dec. 3	CAR									Inactive										
Dec. 10	@ATL	6	4	2	0	0.0	0.0	0		0	0	0	0	1	0	0	0	0	0	0
Dec. 17	@GB	9	7	2	2	0.5	10.5	1		0	0	0	0	1	0	0	0	0	0	0
Dec. 24	JAC	8	8	0	1	1.0	8.0	1		0	0	0	0	0	0	0	0	0	0	0
Dec. 31	NO	11	5	6	0	0.0	0.0	0		0	0	0	0	0	0	0	0	0	0	0
Jan. 7	@CAR	10	4	6	0	0.0	0.0	0		0	0	0	0	0	0	0	0	0	0	0
TOTALS		133	86	48	17	4.5	43.5	5		0	0	0	0	5	1	0	0	0	0	0
POSTSEASON																				
Jan. 15	PHI	5	5	0	2	0.0	0.0	0		0	0	0	0	0	1	0	0	0	0	0
Jan. 21	@DET	13	9	4	2	1.0	6.0	1		0	0	0	0	0	0	0	0	0	0	0
TOTALS		18	14	4	4	1.0	6.0	1		0	0	0	0	0	1	0	0	0	0	0

DAVID'S CAREER STATISTICS

Year	Team	GP	GS	Tackles				Sk	Yds	INT					Fumbles			ST Tackles		
				T	S	A				No	Yds	Lg	TD	PD	FF	FR	Yds	T	S	A
2012	Tampa Bay	16	16	139	112	27	2.0	14.0	1	27	27	0	5	0	0	0	0	0	0	0
2013	Tampa Bay	16	16	144	106	38	7.0	52.5	5	87	32	0	9	2	1	0	1	1	1	0
2014	Tampa Bay	14	14	146	101	45	1.0	4.0	0	0	0	0	4	4	1	0	0	0	0	0
2015	Tampa Bay	16	16	147	85	62	3.0	17.0	3	19	20	1	13	2	2	0	0	0	0	0
2016	Tampa Bay	16	16	87	67	20	5.0	39.0	1	15	15t	1	4	4	2	53	0	0	0	0
2017	Tampa Bay	13	13	101	76	25	0.0	0.0	0	0	0	0	1	5	5	21	0	0	0	0
2018	Tampa Bay	14	14	120	94	26	3.5	14.5	0	0	0	0	2	1	2	0	0	0	0	0
2019	Tampa Bay	16	16	122	81	41	1.0	14.0	1	26	26	0	7	3	1	0	1	1	1	0
2020	Tampa Bay	16	16	117	82	35	1.5	15.0	1	-5	-5	0	6	3	2	0	0	0	0	0
2021	Tampa Bay	12	12	97	63	34	2.0	1.0	0	0	0	0	3	2	1	0	0	0	0	0
2022	Tampa Bay	17	17	124	80	44	3.0	26.0	0	0	0	0	5	1	1	0	0	0	0	0
2023	Tampa Bay	15	15	134	86	48	4.5	43.5	0	0	0	0	5	1	0	0	0	0	0	0
NFL Totals		181	181	1,478	1,033	445	33.5	240.5	12	169	32	2	64	28	18	74	2	2	0	0
Playoffs																				
Year	Team	GP	GS	Tackles				Sk	Yds	INT					Fumbles			ST Tackles		
				T	S	A				No	Yds	Lg	TD	PD	FF	FR	Yds	T	S	A
2020	Tampa Bay	4	4	26	22	4	1.0	11.0	0	0	0	0	4	0	0	0	0	0	0	0
2021	Tampa Bay	2	2	13	9	4	0.0	0.0	0	0	0	0	0	0	0	1	0	0	0	0
2022	Tampa Bay	1	1	14	9	5	0.0	0.0	0	0	0	0	0	0	0	0	0	0	0	0
2023	Tampa Bay	2	2	18	14	4	1.0	6.0	0	0	0	0	0	0	1	0	0	0	0	0
Postseason		9	9	71	54	17	2.0	17.0	0	0	0	0	4	1	1	0	0	0	0	0

SINGLE-GAME HIGHS

Tackles: 16, at Oakland, 11/4/12
Sacks: 2.0, twice, last vs. Carolina, 1/1/17
Interceptions: 2, twice, last at Philadelphia, 11/22/15
INT-TD: 1, twice, last at San Diego, 12/4/16
Passes Defensed: 2, eight times, last at Denver, 9/27/20
Safeties: 1, vs. Miami, 11/11/13
Forced Fumbles: 2, at Arizona, 10/15/17
Fumble Recoveries: 2, at Carolina, 1/3/16
FR-TD: 1, at Arizona, 10/15/17

#35 JAMEL DEAN

CORNERBACK
HT: 6-1 **WT:** 206
DOB: 10/15/97
NFL: 6TH YEAR
ACQ: D3A, 2019
COLLEGE: AUBURN

ACQUIRED BY BUCS:

- X Selected in the third round (94th overall) of the 2019 NFL Draft by the Buccaneers.

AWARDS & ACCOLADES:

- X Super Bowl LV Champion.

CAREER HIGHLIGHTS:

- X Has played in 70 games with 51 starts, totaling 247 tackles (six for loss), 45 passes defended, seven interceptions (returned 93 yards, one touchdown), two fumble recoveries and four special teams tackles.
- X Started eight-of-nine postseason games, recording 45 tackles (one for loss), eight passes defended and one forced fumble.
- X Since 2019, has recorded 45 passes defended, 23rd-most in the NFL during that span. Has five games with at least four passes defended in that span, the most such games in the NFL.
- X In 2019, tied for fourth in the NFL in passes defended (17). Posted three separate games with at least four passes defended, the most such games in a single season since 2000.
- X Tampa Bay's 2020 defense led the league in rushing yards allowed per game (80.6) and yards allowed per rush (3.60), while ranking sixth in yards allowed per play



(5.12), sixth in yards allowed per game (327.1), ranking tied for second in tackles for loss (91), tied for fourth in sacks (48.0) and tied for fifth in takeaways (25).

- X Made first career start at Atlanta (11/24/19), recording a career-high five passes defended, tied for the most in a single game in the NFL in 2019 and tied for the most by a Buccaneers player in a single game since 2007 (also Carlton Davis, 2019 at Atlanta).
- X Scored first career touchdown on a 32-yard interception return from Green Bay Packers QB Aaron Rodgers (10/18/20).
- X Recorded first career interception against Arizona (11/10/19).
- X Made NFL debut vs. San Francisco (9/8/19).

2023 HIGHLIGHTS:

- X Played 63-of-64 defensive snaps in the Week 1 victory at Minnesota, finishing with five tackles.
- X Played 52-of-53 defensive snaps in the Week 2 victory over Chicago, finishing with eight tackles.
- X In Week 3 vs. Philadelphia, played 37-of-78 defensive snaps, finishing with three tackles before leaving with injury.
- X Was inactive for Week 4 at New Orleans.
- X Played all 70 defensive snaps in Week 6 vs. Detroit, finishing with six tackles.
- X In Week 7 vs. Atlanta, played 64-of-65 defensive snaps and finished with a career-high 10 tackles and his first career fumble recovery.
- X Played all 69 defensive snaps in Week 8 at Buffalo, finishing with eight tackles and a then-season-high two passes defended.
- X In Week 9 at Houston, played 10 snaps before leaving with injury.

- X Played all 63 defensive snaps in the Week 10 victory over Tennessee, logging five tackles and one pass defended. Covered Titans wide receiver DeAndre Hopkins on 17 routes and allowed just one reception for seven yards.
- X In Week 11 at San Francisco, played 35-of-60 defensive snaps, logging three tackles before leaving with injury.
- X Was inactive for Weeks 12-14.
- X Played all 60 defensive snaps in the Week 15 victory at Green Bay, finishing with three tackles.
- X In the Week 16 victory over Jacksonville, started and played all 66 defensive snaps, finishing with four tackles.
- X Played all 70 defensive snaps in Week 17 vs. New Orleans, logging three tackles and one pass defended.
- X In the Week 18 victory at Carolina, played all 52 defensive snaps and logged three tackles and one fumble recovery. Contributed to a defense that recorded Tampa Bay's first shutout since Nov. 21, 2010 at San Francisco.
- X In the Wild Card round victory over Philadelphia, started at cornerback and finished with a team-leading and a career-high-tying 10 tackles (one for loss), and one pass defended. It marked the fifth time in Dean's eight career postseason games played that he had recorded at least one pass defended.
- X In the Divisional round contest at Detroit, played 54-of-73 defensive snaps and recorded five tackles and three passes defended. His three passes defended marked a new postseason career high and were tied for his sixth-most in a single game in his career.

COLLEGE:

- X Played in 26 career games at Auburn (2015-18), totaling 73 tackles (4.5 for loss), 17 passes defended, two interceptions, and a sack.
- X Entering the 2018 season, Dean was a preseason All-SEC second-team selection. On the year, he tied for the team lead in interceptions, with two, while posting the second-most passes defended, with nine.



- X As a redshirt sophomore (2017), tallied 43 tackles (2.5 for loss) and eight passes defended, the second-most on the team, trailing only current Buccaneers teammate Carlton Davis.
- X Suffered an injury prior to the 2016 season, missing the year.
- X Redshirted as a true freshman (2015).
- X Received a bachelor's degree from the College of Liberal Arts in May, 2018.

PERSONAL/COMMUNITY:

- X Attended Cocoa High School (Cocoa, Florida), where he was a two-time Florida first-team Class 4A all-state pick and was named the 2014 Brevard County player of the year and the Florida Athletic Coaches Association's District 12 MVP.
- X Son of Yolanda Kimbrough and James Dean.
- X Has four brothers: Derrick Jr., James Jr., Jamaine and Jayden.
- X In 2020, supported RISE as part of the NFL's My Cause, My Cleats initiative.
- X In June 2019, Dean participated in Tampa's Police Department Citizen's Academy and visited MacDill's Air Force Base as part of the rookie's program.

DEAN'S GAME-BY-GAME STATISTICS

2023

DATE	OPP	TACKLES							INTERCEPTIONS					FUMBLES			TACKLES		
		T	S	A	TFL	SK	YDS	QH	NO	YDS	LG	TD	PD	FF	FR	YDS	T	S	A
Sept. 10	@MIN	5	3	2	0	0.0	0.0	0	0	0	0	0	0	0	0	0	0	0	0
Sept. 17	CHI	8	7	1	0	0.0	0.0	0	0	0	0	0	0	0	0	0	0	0	0
Sept. 25	PHI	3	3	0	0	0.0	0.0	0	0	0	0	0	0	0	0	0	0	0	0
Oct. 1	@NO	Inactive																	
Oct. 15	DET	6	3	3	0	0.0	0.0	0	0	0	0	0	0	0	0	0	0	0	0
Oct. 22	ATL	10	9	1	0	0.0	0.0	0	0	0	0	0	0	0	1	0	0	0	0
Oct. 26	@BUF	8	8	0	0	0.0	0.0	0	0	0	0	0	2	0	0	0	0	0	0
Nov. 5	@HOU	0	0	0	0	0.0	0.0	0	0	0	0	0	0	0	0	0	0	0	0
Nov. 12	TEN	5	1	4	0	0.0	0.0	0	0	0	0	0	1	0	0	0	0	0	0
Nov. 19	@SF	3	2	1	0	0.0	0.0	0	0	0	0	0	0	0	0	0	0	0	0
Nov. 26	@IND	Inactive																	
Dec. 3	CAR	Inactive																	
Dec. 10	@ATL	Inactive																	
Dec. 17	@GB	3	3	0	0	0.0	0.0	0	0	0	0	0	0	0	0	0	0	0	0
Dec. 24	JAC	4	4	0	0	0.0	0.0	0	0	0	0	0	0	0	0	0	0	0	0
Dec. 31	NO	3	1	2	0	0.0	0.0	0	0	0	0	0	1	0	0	0	0	0	0
Jan. 7	@CAR	3	2	1	0	0.0	0.0	0	0	0	0	0	0	0	0	0	0	0	0
TOTALS		61	46	15	0	0.0	0.0	0	0	0	0	0	4	0	1	0	0	0	0

POSTSEASON

Jan. 15	PHI	10	9	1	1	0.0	0.0	0	0	0	0	0	1	0	0	0	0	0	0
Jan. 21	@DET	10	9	1	1	0.0	0.0	0	0	0	0	0	1	0	0	0	0	0	0
TOTALS		10	9	1	1	0.0	0.0	0	0	0	0	0	1	0	0	0	0	0	0

DEAN'S CAREER STATISTICS

Year	Team	Tackles								INT				Fumbles			ST Tackles		
		GP	GS	T	S	A	Sk	Yds	No	Yds	Lg	TD	PD	FF	FR	Yds	T	S	A
2019	Tampa Bay	13	5	21	16	5	0.0	0.0	2	31	31	0	17	0	0	0	0	0	0
2020	Tampa Bay	14	7	59	48	11	0.0	0.0	1	32	32t	1	7	0	0	0	3	3	0
2021	Tampa Bay	15	11	52	43	9	0.0	0.0	2	6	6	0	9	0	0	0	1	1	0
2022	Tampa Bay	15	15	54	42	12	0.0	0.0	2	24	24	0	8	0	0	0	3	3	0
2023	Tampa Bay	13	13	61	46	15	0.0	0.0	0	0	0	0	4	0	1	0	0	0	0
NFL Totals		70	51	247	195	52	0.0	0.0	7	93	32t	1	45	0	1	0	7	7	0
Playoffs																			
Year	Team	Tackles								INT				Fumbles			ST Tackles		
		GP	GS	T	S	A	Sk	Yds	No	Yds	Lg	TD	PD	FF	FR	Yds	T	S	A
2020	Tampa Bay	4	4	16	15	1	0.0	0.0	0	0	0	0	3	0	0	0	0	0	0
2021	Tampa Bay	2	2	14	11	3	0.0	0.0	0	0	0	0	1	1	0	0	1	1	0
2022	Tampa Bay	1	0	0	0	0	0.0	0.0	0	0	0	0	0	0	0	0	0	0	0
2023	Tampa Bay	2	2	15	14	1	0.0	0.0	0	0	0	0	4	0	0	0	0	0	0
Postseason		9	8	45	39	6	0.0	0.0	0	0	0	0	8	1	0	0	1	1	0

SINGLE-GAME HIGHS

Tackles: 10, vs. Atlanta, 10/22/23
Interceptions: 2, at New Orleans, 9/18/22
Interception TD: 1, vs. Green Bay, 10/18/20
Passes Defensed: 5, at Atlanta, 11/24/19

#8

SIRVOCEA DENNIS**INSIDE LINEBACKER****HT:** 6-1 **WT:** 230**DOB:** 3/9/00**NFL:** 2ND YEAR**ACO:** D5A, 2023**COLLEGE:** PITTSBURGH**ACQUIRED BY BUCS:**

- X Selected in the fifth round (153rd overall) of the 2023 NFL Draft by the Tampa Bay Buccaneers.

2023 HIGHLIGHTS:

- X Made his NFL debut in the Week 1 victory at Minnesota. Logged 22 special teams snaps and appeared in a reserve capacity on defense.
- X Was inactive for Weeks 2-4.
- X Appeared on special teams in Week 6 vs. Detroit, playing a team-high-tying 21 special teams snaps.
- X In Week 7 vs. Atlanta, appeared on special teams and in a reserve capacity on defense. Logged a team-high-tying 18 special teams snaps and recorded his first career special teams tackle.
- X Played a team-high-tying 21 special teams snaps in Week 8 at Buffalo.
- X Appeared on special teams and in a reserve capacity on defense in Week 9 at Houston. He played 26 special teams snaps.
- X In the Week 10 victory over Tennessee, played a team-high 19 special teams snaps.
- X Played 17-of-60 defensive snaps in Week 11 at San Francisco, recording his first two career defensive tackles. Also added one special teams tackle.
- X In Week 12 at Indianapolis, played 66-of-73 defensive snaps and finished with a then-career-high six tackles and his first career pass defended.
- X Was inactive for Week 13 vs. Carolina.
- X In the Week 14 victory over Atlanta, appeared on special teams and in a reserve capacity on defense.

- X Appeared on special teams and in a reserve capacity on defense in the Week 15 victory at Green Bay.
- X In the Week 16 victory over Jacksonville, appeared on special teams.
- X Played 18 special teams snaps in Week 17 vs. New Orleans, logging one special teams tackle.
- X In the Week 18 victory at Carolina, appeared on special teams and in a reserve capacity on defense, logging one special teams tackle.
- X Appeared primarily on special teams in the Wild Card round victory over Philadelphia, logging one special teams tackle.
- X Played 18 special teams snaps in the Divisional round matchup against Detroit.

COLLEGE:

- X Appeared in 43 games across four seasons (2019-22) at the University of Pittsburgh, totaling 239 tackles (36 for loss), 15 sacks, five passes defended, two interceptions and one fumble recovery.
- X Was named first team All-ACC as a senior in 2022 after posting career highs in tackles (94), sacks (7.0), passes defended (four) and forced fumbles (two). Also added 12 tackles for loss and one interception across 12 games.
- X Was named second team All-ACC as a junior in 2021 after he recorded 81 tackles (9.5 for loss), 4.0 sacks, one pass defended, one interception and one fumble recovery in 12 games. Also added one blocked field goal on special teams.

FRONT OFFICE

VETERANS

2023 REVIEW

HISTORY

RECORDS

SIDELINES

X Received third team All-ACC recognition as a sophomore in 2020 after compiling 57 tackles (a team-high 14.5 for loss) and 4.0 sacks across 10 games. His 14.5 tackles for loss ranked third in the ACC in 2020.

PERSONAL:

- X Spent one season after high school at the Peddie School preparatory school in New Jersey. Was named the Mid-Atlantic Prep League Defensive Player of the Year and received first team All-MAPL recognition.
- X Attended Christian Brothers Academy for high school, where he played quarterback and defensive back.
- X Also played basketball and lacrosse in high school.
- X Born SirVocea Levitticus Dennis on March 9, 2000.
- X Parents are SirVantis and Corliss Dennis.
- X Majored in law, criminal justice and society at Pittsburgh.

DENNIS' GAME-BY-GAME STATISTICS

2023		TACKLES							INTERCEPTIONS					FUMBLES			ST TACKLES		
DATE	OPP	T	S	A	TFL	SK	YDS	QH	NO	YDS	LG	TD	PD	FF	FR	YDS	T	S	A
Sept. 10	@MIN	0	0	0	0	0.0	0.0	0	0	0	0	0	0	0	0	0	0	0	0
Sept. 17	CHI								Inactive										
Sept. 25	PHI								Inactive										
Oct. 1	@NO								Inactive										
Oct. 15	DET	0	0	0	0	0.0	0.0	0	0	0	0	0	0	0	0	0	0	0	0
Oct. 22	ATL	0	0	0	0	0.0	0.0	0	0	0	0	0	0	0	0	0	1	1	0
Oct. 26	@BUF	0	0	0	0	0.0	0.0	0	0	0	0	0	0	0	0	0	1	1	0
Nov. 5	@HOU	0	0	0	0	0.0	0.0	0	0	0	0	0	0	0	0	0	0	0	0
Nov. 12	TEN	0	0	0	0	0.0	0.0	0	0	0	0	0	0	0	0	0	0	0	0
Nov. 19	@SF	2	1	1	0	0.0	0.0	0	0	0	0	0	0	0	0	0	1	1	0
Nov. 26	@IND	6	5	1	0	0.0	0.0	0	0	0	0	0	1	0	0	0	0	0	0
Dec. 3	CAR								Inactive										
Dec. 10	@ATL	0	0	0	0	0.0	0.0	0	0	0	0	0	0	0	0	0	0	0	0
Dec. 17	@GB	0	0	0	0	0.0	0.0	0	0	0	0	0	0	0	0	0	0	0	0
Dec. 24	JAC	0	0	0	0	0.0	0.0	0	0	0	0	0	0	0	0	0	0	0	0
Dec. 31	NO	0	0	0	0	0.0	0.0	0	0	0	0	0	0	0	0	0	1	1	0
Jan. 7	@CAR	0	0	0	0	0.0	0.0	0	0	0	0	0	0	0	0	0	1	1	0
TOTALS		8	6	2	0	0.0	0.0	0	0	0	0	0	1	0	0	0	5	5	0
POSTSEASON																			
Jan. 15	PHI	0	0	0	0	0.0	0.0	0	0	0	0	0	0	0	0	0	1	0	1
Jan. 21	@DET	0	0	0	0	0.0	0.0	0	0	0	0	0	0	0	0	0	0	0	0
TOTALS		0	0	0	0	0.0	0.0	0	0	0	0	0	0	0	0	0	1	0	1

#0 YAYA DIABY

OUTSIDE LINEBACKER

HT: 6-4 WT: 270

DOB: 5/30/99

NFL: 2ND YEAR

ACQ: D3, 2023

COLLEGE: LOUISVILLE



ACQUIRED BY BUCS:

- X Selected in the third round (82nd overall) of the 2023 NFL Draft.

CAREER HIGHLIGHTS:

- X Appeared in 17 games for Tampa Bay, making seven starts and amassing 38 tackles (12 for loss), eight quarterback hits, 7.5 sacks, two fumble recoveries and one forced fumble.
- X Has started two postseason contests, logging four tackles.
- X He finished the 2023 season leading all rookies in tackles for loss (12).

2023 HIGHLIGHTS:

- X Led the Buccaneers and ranked third among all rookies with 7.5 sacks in 2023.
- X Made his NFL debut in the Week 1 victory at Minnesota. Logged 26 defensive snaps and eight special teams snaps.
- X Finished with one tackle across 23 defensive snaps in the Week 2 victory over Chicago.
- X In Week 3 vs. Philadelphia, played 25-of-78 defensive snaps and finished with one tackle.
- X Played 21-of-65 defensive snaps in the Week 4 victory at New Orleans, finishing with two tackles (one for loss).
- X In Week 6 vs. Detroit, played 30-of-70 defensive snaps and finished with a then-season-high three tackles.
- X Played 20-of-65 defensive snaps in Week 7 vs. Atlanta, finishing with one tackle and his first career fumble recovery.
- X In Week 8 at Buffalo, played 24-of-69 defensive snaps and finished with one tackle (that went for loss), one

quarterback hit and 1.0 sack. It marked Diaby's first career sack.

- X Played 17-of-72 defensive snaps in Week 9 at Houston, in addition to appearing on special teams.
- X In the Week 10 victory over Tennessee, played 27-of-63 defensive snaps and finished with two tackles (both for loss), two quarterback hits and 1.0 sack.
- X Played 21-of-60 defensive snaps in Week 11 at San Francisco, finishing with four tackles (three for loss), 2.0 sacks and two quarterback hits.
- X Through 11 Weeks, Diaby ranked tied for second among rookies in both sacks (4.0) and tackles for loss (seven).
- X Made his first career start in Week 12 at Indianapolis, playing 48-of-73 defensive snaps and finishing with one tackle.
- X Started in the Week 13 victory over Carolina, playing 47-of-72 defensive snaps and finishing with six tackles and 1.0 sack.



- X Diaby's sack in Week 13 marked his fifth of the season – all since Week 8. From Weeks 8–13, Diaby's 5.0 sacks were tied for seventh in the NFL.
- X In the Week 14 victory over Atlanta, started at outside linebacker, playing 37-of-72 defensive snaps and finishing with three tackles.
- X Started in the Week 15 victory at Green Bay, playing 36-of-60 defensive snaps and logging one tackle and one quarterback hit.
- X In the Week 16 victory over Jacksonville, started at outside linebacker and played 35-of-66 defensive snaps, finishing with five tackles (two for loss), 1.5 sacks, one forced fumble, one fumble recovery and one quarterback hit.
- X In Week 16, Diaby became the first rookie in the 2023 season and the first rookie in Buccaneers history (since data is available, starting in 1999) to record a game with at least one sack, forced fumble and fumble recovery.
- X Through 16 weeks, Diaby ranked tied for first among all rookies with 6.5 sacks. He ranked second in tackles for loss with nine, trailing only teammate Calijah Kancey.
- X In Week 17 vs, New Orleans, played 46-of-70 defensive snaps and finished with two tackles for loss.
- X Through 17 Weeks, led all rookies with 11 tackles for loss. His four games with multiple tackles for loss also led all rookies.
- X In the Week 18 victory at Carolina, played 32-of-52 defensive snaps and recorded six tackles (one for loss), one quarterback hit and 1.0 sack.
- X Diaby's sack in Week 18 brought his team-leading sack total to 7.5 on the season – good for the third-most sacks by a rookie in 2023 and tied for the second-most sacks by a rookie in franchise history.
- X Diaby led all rookies in tackles for loss with 12 in the 2023 regular season.
- X In the Wild Card round victory over Philadelphia, started at outside linebacker and logged one tackle. Contributed to a defense that helped



produce Tampa Bay's largest yardage differential in a postseason game in club history (+150).

- X In the Divisional round contest against Detroit, Diaby played 45-of-73 defensive snaps and recorded three tackles.

COLLEGE:

- X Appeared in 34 games across three seasons (2020–22) at the University of Louisville, amassing 94 tackles (19.5 for loss), 10.5 sacks, two passes defended and two fumble recoveries.
- X Prior to attending Louisville, Diaby spent two years at Georgia Military Academy (2018–19), where he collected 77 tackles and seven sacks.
- X Was named third team All-ACC as a senior in 2022 when he finished with 37 tackles (14 for loss), 9.0 sacks, two passes defended and two fumble recoveries.
- X As a junior in 2021, finished with 39 tackles (three for loss) and 1.5 sacks across 13 games.
- X Appeared in eight games as a sophomore in 2020, tallying 18 tackles (2.5 for loss).

PERSONAL:

- X Prior to attending Georgia Military Academy, he worked as a wheelchair passenger assistant at Hartsfield–Jackson Atlanta International Airport.
- X Son of Mariama and Mohamed Diaby.
- X Is named after his maternal uncle.
- X Has one brother and one sister.
- X Majored in criminal justice at Louisville.

DIABY'S GAME-BY-GAME STATISTICS

2023

DATE	OPP	TACKLES							INTERCEPTIONS					FUMBLES			TACKLES		
		T	S	A	TFL	SK	YDS	QH	NO	YDS	LG	TD	PD	FF	FR	YDS	T	S	A
Sept. 10	@MIN	0	0	0	0	0.0	0.0	0	0	0	0	0	0	0	0	0	0	0	0
Sept. 17	CHI	1	1	0	0	0.0	0.0	0	0	0	0	0	0	0	0	0	0	0	0
Sept. 25	PHI	1	0	1	0	0.0	0.0	0	0	0	0	0	0	0	0	0	0	0	0
Oct. 1	@NO	2	2	0	1	0.0	0.0	0	0	0	0	0	0	0	0	0	0	0	0
Oct. 15	DET	3	1	2	0	0.0	0.0	0	0	0	0	0	0	0	0	0	0	0	0
Oct. 22	ATL	1	0	1	0	0.0	0.0	0	0	0	0	0	0	0	1	0	0	0	0
Oct. 26	@BUF	1	1	0	1	1.0	2.0	1	0	0	0	0	0	0	0	0	0	0	0
Nov. 5	@HOU	0	0	0	0	0.0	0.0	0	0	0	0	0	0	0	0	0	0	0	0
Nov. 12	TEN	2	2	0	2	1.0	7.0	2	0	0	0	0	0	0	0	0	0	0	0
Nov. 19	@SF	4	4	0	3	2.0	16.0	2	0	0	0	0	0	0	0	0	0	0	0
Nov. 26	@IND	1	0	1	0	0.0	0.0	0	0	0	0	0	0	0	0	0	0	0	0
Dec. 3	CAR	6	3	3	0	1.0	0.0	0	0	0	0	0	0	0	0	0	0	0	0
Dec. 10	@ATL	3	1	2	0	0.0	0.0	0	0	0	0	0	0	0	0	0	0	0	0
Dec. 17	@GB	1	1	0	0	0.0	0.0	1	0	0	0	0	0	0	0	0	0	0	0
Dec. 24	JAC	5	4	1	2	1.5	15.0	1	0	0	0	0	0	1	1	0	0	0	0
Dec. 31	NO	2	2	0	2	0.0	0.0	0	0	0	0	0	0	0	0	0	0	0	0
Jan. 7	@CAR	6	3	3	1	1.0	8.0	1	0	0	0	0	0	0	0	0	0	0	0
TOTALS		39	25	14	12	7.5	48.0	8	0	0	0	0	0	1	2	0	0	0	0
POSTSEASON																			
Jan. 15	PHI	1	1	0	0	0.0	0.0	0	0	0	0	0	0	0	0	0	0	0	0
Jan. 21	@DET	3	2	1	0	0.0	0.0	0	0	0	0	0	0	0	0	0	0	0	0
TOTALS		4	3	1	0	0.0	0.0	0	0	0	0	0	0	0	0	0	0	0	0

DIABY'S CAREER STATISTICS

Year	Team	Tackles							INT					Fumbles				ST Tackles		
		GP	GS	T	S	A	Sk	Yds	No	Yds	Lg	TD	PD	FF	FR	Yds	T	S	A	
2023	Tampa Bay	17	7	38	25	13	7.5	48.0	0	0	0	0	4	1	2	0	0	0	0	
NFL Totals		17	7	38	25	13	7.5	48.0	0	0	0	0	4	1	2	0	0	0	0	
Playoffs																				
Year	Team	Tackles							INT					Fumbles				ST Tackles		
		GP	GS	T	S	A	Sk	Yds	No	Yds	Lg	TD	PD	FF	FR	Yds	T	S	A	
2023	Tampa Bay	2	2	4	3	1	0.0	0.0	0	0	0	0	0	0	0	0	0	0	0	
Postseason		2	2	4	3	1	0.0	0.0	0	0	0	0	0	0	0	0	0	0	0	

#87

PAYNE DURHAM

TIGHT END
HT: 6-5 **WT:** 225
DOB: 6/15/00
NFL: 2ND YEAR
ACQ: D5B, 2023
COLLEGE: PURDUE



ACQUIRED BY BUCS:

- X Selected in the fifth round (171st overall) of the 2023 NFL Draft by the Tampa Bay Buccaneers.

2023 HIGHLIGHTS:

- X Was inactive for Weeks 1-4.
- X Made his NFL debut in Week 6 vs. Detroit, bringing in his first career reception. Finished with one catch for eight yards.
- X In Week 7 vs. Atlanta, appeared on special teams and in a reserve capacity on offense, playing 15-of-73 offensive snaps.
- X Appeared on special teams and in a reserve capacity on offense in Weeks 8-10.
- X In Week 11 at San Francisco, played 12-of-71 offensive snaps and brought in a then-season-high two receptions for 13 yards.
- X Played 12-of-60 offensive snaps in Week 12 at Indianapolis, bringing in one reception for 12 yards.
- X Started at tight end in the Week 13 victory over Carolina, playing 11 offensive snaps.
- X In the Week 14 victory over Atlanta, appeared in a reserve capacity on offense and on special teams.
- X Appeared on special teams and in a reserve capacity on offense in the Week 15 victory at Green Bay.
- X In the Week 16 victory over Jacksonville, played 11-of-74 offensive snaps, bringing in one reception for a then-career-high 25 yards.
- X Appeared on special teams and in a reserve capacity on offense in Week 17 vs. New Orleans.

- X In the Week 18 victory at Carolina, appeared on special teams and in a reserve capacity on offense.
- X In the Wild Card round victory over Philadelphia, appeared in a reserve capacity on offense, bringing in one reception for 18 yards.
- X Appeared on special teams and in a reserve capacity on offense in the Divisional round matchup against Detroit.

COLLEGE:

- X Appeared in 41 career games across four seasons (2019-22) at Purdue University, totaling 126 receptions for 1,275 yards and 21 receiving touchdowns. Also added one carry for four yards.
- X His 21 receiving touchdowns rank fifth in program history and rank second all-time by a tight end in program history.
- X His 1,275 receiving yards rank sixth in program history in receiving yards by a tight end.
- X As a senior in 2022, was a Mackey Award (most outstanding tight end) semifinalist, was named second team All-Big Ten and was an All-American honorable mention after hauling in 56 passes for 560 yards and eight receiving touchdowns across 13 games (12 starts).
- X Ranked second on the team in receptions, receiving yards and touchdowns as a senior.
- X As a junior in 2021, was named All-Big Ten honorable mention after starting 10-of-12 games and bringing in 45 receptions for 467 yards and six receiving touchdowns.
- X Received All-Big Ten honorable mention as a sophomore in 2020 when he

brought in 16 receptions for 166 yards and three receiving touchdowns in six games.

- X Appeared in 12 games as a freshman in 2019, logging nine receptions for 82 yards and four receiving touchdowns.

PERSONAL:

- X Attended Peachtree Ridge High (Suwanee, Ga.)
- X Played lacrosse in high school before being convinced to try out for the football team as a senior after his high school's head football coach made a 3-point basketball shot during a pep rally.
- X Was born William Payne Durham.
- X Majored in selling & sales management.



DURHAM'S GAME-BY-GAME STATISTICS

2023		RECEIVING					RUSHING				
DATE	OPP	NO	YDS	AVG	LG	TD	ATT	YDS	AVG	LG	TD
Sept. 10	@MIN					Inactive					
Sept. 17	CHI					Inactive					
Sept. 25	PHI					Inactive					
Oct. 1	@NO					Inactive					
Oct. 15	DET	1	8	8.0	8	0	0	0	-	-	0
Oct. 22	ATL	0	0	0.0	0	0	0	0	-	-	0
Oct. 26	@BUF	0	0	0.0	0	0	0	0	-	-	0
Nov. 5	@HOU	0	0	0.0	0	0	0	0	-	-	0
Nov. 12	TEN	0	0	0.0	0	0	0	0	-	-	0
Nov. 19	@SF	2	13	6.5	8	0	0	0	-	-	0
Nov. 26	@IND	1	12	12.0	12	0	0	0	-	-	0
Dec. 3	CAR	0	0	0.0	0	0	0	0	-	-	0
Dec. 10	@ATL	0	0	0.0	0	0	0	0	-	-	0
Dec. 17	@GB	0	0	0.0	0	0	0	0	-	-	0
Dec. 24	JAC	1	25	25.0	25	0	0	0	-	-	0
Dec. 31	NO	0	0	0.0	0	0	0	0	-	-	0
Jan. 7	@CAR	0	0	0.0	0	0	0	0	-	-	0
TOTALS		5	58	11.6	25	0	0	0	-	-	0
POSTSEASON											
Jan. 15	PHI	1	18	18.0	18	0	0	0	-	-	0
Jan. 21	@DET	0	0	0.0	0	0	0	0	-	-	0
TOTALS		1	18	18.0	18	0	0	0	-	-	0

DURHAM'S CAREER STATISTICS

		RECEIVING							RUSHING				
YEAR	TEAM	GP	GS	NO.	YDS	AVG	LG	TD	ATT	YDS	AVG	LG	TD
2023	Tampa Bay	13	2	5	58	11.6	25	0	0	0	-	-	0
NFL Totals		13	2	5	58	11.6	25	0	0	0	-	-	0
Postseason													
Year	Team	GP	GS	No.	Yds	Avg	Lg	TD	Att.	Yds	Avg	Lg	TD
2023	Tampa Bay	2	1	1	18	18.0	18	0	0	0	-	-	0
Postseason		2	1	1	18	18.0	18	0	0	0	-	-	0

#22

CHASE EDMONDS

RUNNING BACK
HT: 5-9 **WT:** 201
DOB: 4/13/96
NFL: 7TH YEAR
ACQ: FA, 2023
COLLEGE: FORDHAM



TRANSACTIONS:

- X Selected in the fourth round (134th overall) of the 2018 NFL Draft by the Arizona Cardinals.
- X Signed by the Miami Dolphins as an unrestricted free agent on March 17, 2022.
- X Traded by the Dolphins to the Denver Broncos on Nov. 1, 2022.
- X Signed by the Tampa Bay Buccaneers as a free agent on March 16, 2023.

CAREER HIGHLIGHTS:

- X Has appeared in 83 career games, logging 450 carries for 1,972 yards (4.4 avg.) and 11 touchdowns. Also added 158 receptions for 1,159 yards and six receiving touchdowns.
- X Has appeared in three postseason games, tallying 19 carries for 59 yards while adding three receptions for 26 yards.
- X Has contributed 21 kickoff returns for 465 yards (22.1 avg.) and added 11 special teams tackles.
- X In 2021, ranked ninth in the NFL with 5.1 yards per carry.
- X Recorded his first career start against Seattle (9/29/19).
- X Made NFL debut against Washington (9/19/18).

2023 HIGHLIGHTS:

- X Logged eight offensive snaps, carrying the ball twice for eight yards in the Week 1 victory at Minnesota. Also appeared on 15 special teams snaps.
- X In the Week 2 victory over Chicago, appeared on three offensive snaps and finished with two carries for 12 yards. Also appeared on special teams.

- X Returned from Injured Reserve prior to Week 8 at Buffalo and appeared on special teams and in a reserve capacity on offense. Finished with three carries for five yards and two receptions for 16 yards.
- X In Week 9 at Houston, carried three times for -5 yards and brought in one reception for -1 yard.
- X In the Week 10 victory over Tennessee, played 18 offensive snaps and finished with four carries for nine yards. Also brought in one reception.
- X Played 15-of-71 offensive snaps in Week 11 at San Francisco, finishing with four carries for eight yards and one reception for 11 yards.
- X In Week 12 at Indianapolis, played 7-of-60 offensive snaps and logged one carry for 11 yards.
- X In the Week 13 victory over Carolina, played nine offensive snaps and logged two carries for seven yards, plus one reception for two yards.
- X Logged a then-season-high 58 yards from scrimmage in the Week 14 victory over Atlanta, tallying 40 rushing yards across eight carries and 18 receiving yards over two receptions.
- X In the Week 15 victory at Green Bay, played 12-of-62 offensive snaps and tallied three carries for 13 yards.
- X In the Week 16 win over Jacksonville, played 24-of-74 offensive snaps, logging a then-season-high 10 carries for 25 yards.
- X Played 15-of-56 offensive snaps in Week 17 vs. New Orleans, amassing 56 yards from scrimmage across 16 rushing yards and 40 receiving yards. Logged a then-season-high five receptions.



- X In the Week 18 victory at Carolina, played 17-of-65 offensive snaps, logging four carries for 27 yards and adding one reception.
- X In the Wild Card round victory over Philadelphia, logged seven carries for 12 yards and added one reception for eight yards.
- X In the Divisional round contest against Detroit, played 14 offensive snaps and logged four carries for 19 yards (4.8 avg.) while adding two receptions for 18 yards.

COLLEGE/PERSONAL:

- X Was a four-year starter at Fordham University (2014-17), finishing with 44 games started, 938 carries for 5,862 yards (6.2 avg.) and 67 touchdowns. Also added 86 receptions for 905 yards and seven receiving touchdowns.
- X Finished his collegiate career as the Patriot League's all-time leading rusher,

leading touchdown scorer and leading rushing touchdown scorer.

- X Was a first-team FCS All-American, first team All-Patriot League and first-team All-ECAC (Eastern College Athletic Conference) following his junior season in 2016.
- X Led the FCS in rushing yards per game in 2016 with 163.5.
- X As a true freshman in 2014, was the FCS Rookie of the Year, Patriot League Rookie of the Year and ECAC Rookie of the Year.
- X Attended Central Dauphin East High School (Harrisburg, Pa.)
- X Also lettered in basketball in high school.

EDMONDS' GAME-BY-GAME STATISTICS


2023												
DATE	OPP	ATT	RUSHING					RECEIVING				
			YDS	AVG	LG	TD	NO	YDS	AVG	LG	TD	
Sept. 10	@MIN	2	8	4.0	5	0	0	0	-	-	0	
Sept. 17	CHI	2	12	6.0	14	0	0	0	-	-	0	
Sept. 25	PHI											
Oct. 1	@NO											
Oct. 15	DET											
Oct. 22	ATL											
Oct. 26	@BUF	3	5	1.7	2	0	2	16	8.0	9	0	
Nov. 5	@HOU	3	-5	-1.7	2	0	1	-1	-1.0	-1	0	
Nov. 12	TEN	4	9	2.3	9	0	1	-2	-2.0	-2	0	
Nov. 19	@SF	4	8	2.0	8	0	1	11	11.0	11	0	
Nov. 26	@IND	1	11	11.0	11	0	0	0	-	-	0	
Dec. 3	CAR	2	7	3.5	4	0	1	2	2.0	2	0	
Dec. 10	@ATL	8	40	5.0	15	0	2	18	9.0	10	0	
Dec. 17	@GB	3	13	4.3	0	0	0	0	-	-	0	
Dec. 24	JAC	10	25	2.5	0	0	0	0	-	-	0	
Dec. 31	NO	3	16	5.3	10	0	5	40	8.0	14	0	
Jan. 7	@CAR	4	27	6.8	21	0	1	-3	-3.0	-3	0	
TOTALS		49	176	3.6	21	0	14	81	5.8	14	0	
POSTSEASON												
Jan. 15	PHI	7	12	1.7	5	0	1	8	8.0	8	0	
Jan. 21	@DET	4	19	4.8	9	0	2	18	9.0	14	0	
TOTALS		11	31	2.8	9	0	3	26	8.7	14	0	

EDMONDS' CAREER STATISTICS

YEAR	TEAM	GP	GS	RUSHING					RECEIVING				
				ATT	YDS	AVG	LG	TD	NO.	YDS	AVG	LG	TD
2018	Arizona	16	0	60	208	3.5	29	2	20	103	5.2	13	0
2019	Arizona	13	2	60	303	5.1	37t	4	12	105	8.8	31	1
2020	Arizona	16	2	97	448	4.6	32	1	53	402	7.6	30	4
2021	Arizona	12	11	116	592	5.1	54	2	43	311	7.2	36	0
2022	Miami	8	2	42	120	2.9	28	2	10	96	9.6	15	1
2022	Denver	5	1	26	125	4.8	25	0	6	61	10.2	27	0
2022	TOTAL	13	3	68	245	3.6	28	2	16	157	9.8	27	1
2023	Tampa Bay	13	0	49	176	3.6	21	0	14	81	5.8	14	0
NFL Totals		83	18	450	1,972	4.4	54	11	158	1,159	7.3	36	6
Postseason													
Year	Team	GP	GS	Att.	Yds	Avg	Lg	TD	No.	Yds	Avg	Lg	TD
2021	Arizona	1	1	8	28	3.5	10	0	0	0	0.0	0	0
2023	Tampa Bay	2	0	11	31	2.8	9	0	3	26	8.7	14	0
Postseason		3	1	19	59	3.1	10	0	3	26	8.7	14	0

#13 MIKE EVANS

WIDE RECEIVER
HT: 6-5 **WT:** 231
DOB: 8/21/92
NFL: 11TH YEAR
ACQ: D1, 2014
COLLEGE: TEXAS A&M



ACQUIRED BY BUCS:

- X Selected in the first round (seventh overall) of the 2014 NFL Draft by the Buccaneers.

AWARDS & ACCOLADES:

- X Super Bowl LV Champion.
- X 5x Pro Bowl Selection (2016, 2018-19, 2021, 2023).
- X 2x AP All-Pro Second-Team Selection (2016, 2023)
- X 2x NFC Offensive Player of the Week (Week 11, 2014; Week 17, 2022).
- X 2014 PFWA All-Rookie Team Selection.

CAREER HIGHLIGHTS:

- X Has started 153-of-154 career games, catching 762 passes for 11,680 yards (15.3 avg.) and 94 touchdowns. Also has one rush attempt for 10 yards.
- X Has started nine postseason games, recording 45 catches for 709 yards and five touchdowns.
- X Evans' 153 career starts are fifth-most in franchise history and his 154 games played are the 10th-most in franchise history.
- X Has the most touchdown receptions (94), total touchdowns (95), receiving yards (11,680) and receptions (762) in franchise history.
- X Evans holds the franchise postseason records in receptions (45), receiving yards (709) and receiving touchdowns (five).

- X Since entering the NFL in 2014, he leads the league in receiving yards and yards per catch (min. 500 receptions), ranks second in receiving touchdowns, and is sixth in receptions.
- X Evans ranks 13th in NFL history with 94 receiving touchdowns and 33rd in receiving yards (11,680).
- X Has topped 1,000 receiving yards in each of his first 10 seasons, becoming the first player in NFL history to post 1,000 or more receiving yards in each of their first 10 seasons and surpassing the previous record, held by Randy Moss (six seasons).
- X Evans' streak of 10 consecutive 1,000 yard seasons is the second-longest in NFL history, trailing only Jerry Rice (11).
- X Evans is one of three players in NFL history to have at least 10 seasons with 1,000-or-more receiving yards, joining Randy Moss (10) and Jerry Rice (14).
- X Evans is one of seven players that has recorded at least five seasons with 1,000-or-more receiving yards and 10-or-more receiving touchdowns. All other players that have five-or-more such seasons are members of the Pro Football Hall of Fame.
- X Evans' five seasons with 12-or-more receiving touchdowns are the fifth-most in NFL history, trailing only Pro Football Hall of Famers Jerry Rice, Terrell Owens, Marvin Harrison and Randy Moss.
- X Evans became the fourth player in NFL history to have 11,000+ receiving yards and 90-or-more receiving touchdowns in their first 10 seasons, joining Jerry Rice, Randy Moss and Marvin Harrison.

- X Owns each of the top five receiving touchdown seasons in team history, establishing a new club record in 2021 with 14. Also recorded 13 touchdown receptions in 2020 and 2023, plus 12 touchdown receptions in 2014 and 2016.
- X Owns three of the top 10 receiving seasons in franchise history, establishing a franchise record in 2018 (1,524), while ranking fifth in 2016 (1,256) and eighth in 2023 (1,255).
- X Owns six of the top 10 Buccaneers single-game receiving marks.
- X Evans has ranked in the top five in the NFL in receiving yards twice (2016, 2018) and the top five in receiving touchdowns five times (2014, 2016, 2020, 2021, 2023). He led the NFL in touchdown receptions in 2023.
- X Has recorded 36 regular season 100-yard receiving games in his career, the most in franchise history. His 36 100-yard receiving games since entering the league in 2014 are tied for the sixth-most in the NFL. Evans also has a franchise record four career 100-yard postseason contests.
- X Evans has eight career games with 170-or-more receiving yards, tied for the second-most in the NFL since 2002.
- X Evans has three career games with at least 10 catches, 175 receiving yards and two touchdowns, tied for the second-most such games in NFL history.
- X Evans has five career games with at least 180 receiving yards and two touchdown receptions, the second-most in NFL history.
- X Evans has seven career games with at least 175 receiving yards, the second-most in the NFL since 2014 and tied for the fifth-most in NFL history.



- X Has 20 games with multiple touchdown receptions, the most such games in team history. His 20 games with multiple touchdown catches are second-most in the NFL since 2014 and tied for 10th-most in NFL history.
- X Through his first eight seasons, totaled 9,301 receiving yards, the 10th-most in any players' first eight seasons in NFL history.
- X Through his first eight seasons, totaled 75 receiving touchdowns, tied for the eighth-most in any players' first eight seasons in NFL history.
- X Evans topped 9,000 receiving yards and 75 touchdowns in his first eight seasons, joining Marvin Harrison, Randy Moss and Jerry Rice as the only players in NFL history to reach those marks in their first eight seasons.
- X Had a career-best three touchdown receptions against N.Y. Giants (9/22), joining Jimmie Giles (four vs. Miami, 10/20/85) and Morris Owens (three vs. Miami, 10/24/76) as the only players in franchise history with at least three touchdown receptions in a game to that point. All three of Evans' touchdown receptions came in the first half, joining Giles as the only players in franchise history with at least three touchdown catches in a half. Evans repeated the feat against Chicago (10/24/21), catching three touchdown passes in the first half. Since entering the league in 2014, he is the only player with multiple games of at least three touchdown catches in a half.
- X In 2019, Evans and teammate Chris Godwin became the first receivers in NFL history to each have three games with 150-plus receiving yards in a single season. He and Godwin were also only the second-ever pair of Buccaneers receivers to top 1,000 receiving yards

in the same season, joining Evans and Vincent Jackson in 2014. They are the first pair of Buccaneers receivers to eclipse 1,100 receiving yards in the same season.

- X Caught a touchdown in six consecutive games played (2019-20), establishing a new franchise record.
- X In 2017, Evans became the first player in team history to have four total 1,000-yard receiving seasons. All four of his came in his first four seasons, establishing a new franchise record for consecutive 1,000-yard seasons as well. He extended his records from 2018-2020.
- X Reached 7,000 receiving yards at 26 years, 81 days old and 6,000 receiving yards at 25 years, 131 days old, becoming the youngest player to reach each mark in NFL history. Reached 8,000 receiving yards at 27 years, 121 days old, the third-youngest mark in league history.
- X Caught at least three passes in 37 consecutive games (9/27/15-10/29/17), the longest streak in team history.
- X Has four career two point conversions, the most in franchise history.
- X Evans ranked 16th in NFL history in receiving touchdowns and 13th in receiving yards for any player through their first 100 games.



- X Finished his rookie season ranking second amongst rookies and 19th in the NFL with 1,051 receiving yards, which then also marked the ninth-most receiving yards by a rookie since the 1970 NFL/AFL merger.
- X With 12 touchdown receptions as a rookie, tied for first among rookies and tied for fourth in the NFL in receiving touchdowns, while setting a new franchise rookie record.
- X Had a record-setting day at Washington (11/16/2014), finishing with seven receptions for 209 yards and two touchdowns, posting the third-best yardage total in franchise history and joining Antonio Bryant as the only other player in team history with at least 200 yards and two touchdowns in a single game, while becoming the first rookie in the NFL with at least 200 yards and two touchdowns since Anquan Boldin (217 yards in 2003).

2014-23 NFL RECEIVING TD LEADERS

Name (Current Team)	TD
1. Davante Adams (LV)	95
2. Mike Evans (TB)	94
3t. Tyreek Hill (MIA)	76
3t. DeAndre Hopkins (TEN)	76
5. Travis Kelce (KC)	74

2014-23 NFL RECEIVING YARD LEADERS

Name (Current Team)	Yards
1. Mike Evans (TB)	11,680
2. DeAndre Hopkins (TEN)	11,553
3. Travis Kelce (KC)	11,328
4. Julio Jones (FA)	10,966
5. Davante Adams (LV)	10,781

MOST RECEIVING TD (TEAM HISTORY)

Name (Years)	Rec. TD
1. WR Mike Evans (2014-Pres.)	94
2t. WR Chris Godwin (2017-Pres.)	34
2t. TE Jimmie Giles (1978-86)	34
4. TE Cameron Brate (2014-2022)	33
5. WR Kevin House (1980-86)	31

MOST RECEIVING YARDS (TEAM HISTORY)

Name (Years)	Rec. Yards
1. WR Mike Evans (2014-Pres.)	11,680
2. WR Chris Godwin (2017-Pres.)	6,690
3. WR Mark Carrier (1987-92)	5,018
4. WR Kevin House (1980-86)	4,928
5. WR Vincent Jackson (2012-16)	4,326

- X Made NFL debut in start vs. Carolina on 9/7/14.

2023 HIGHLIGHTS:

- X Received Pro Bowl and second-team All-Pro recognition after bringing in 79 receptions for 1,255 yards and 13 receiving touchdowns.
- X Brought in a league-leading 13 touchdown receptions, tied for the second-most in a single season in team history.
- X Ranked eighth in the NFL with 15.9 yards per reception.
- X Ranked ninth in the NFL with 1,255 receiving yards.
- X Recorded his 10th consecutive season with 1,000+ receiving yards and 60+ receptions – each marking the longest-such streak in NFL history to begin a career.
- X His 236 receiving yards in the 2023 postseason marked a franchise single-season record.
- X Was named a team captain for the 2023 season.
- X Started his 137th career game for the Buccaneers in the Week 1 victory at Minnesota, tying Mike Alstott for sixth-most in franchise history.
- X Finished with a team-leading six receptions for 66 yards and one touchdown in Week 1. It marked his 82nd career receiving touchdown, tying him with Anquan Boldin and Reggie Wayne for 28th-most in NFL history.
- X Finished with six receptions for 171 yards and one touchdown in the Week 2 victory over Chicago. His 171 receiving yards are his eighth-most in a single game in his career.
- X In Week 2, brought in a 70-yard pass from Baker Mayfield in the second quarter, the second-longest reception of his career



behind only Oct. 18, 2018 at Cincinnati (72 yards).

- X Week 2 marked Evans' 10th career game with 150-or-more receiving yards and at least one touchdown — no other player in Buccaneers history has more than two such games.
- X Evans finished with a career-high 79 yards after catch in Week 2, good for the 12th-most in a single game in franchise history.
- X In Week 2, Evans tied Antonio Brown, Calvin Johnson and Brandon Marshall (83) for the 25th-most receiving touchdowns in NFL history. In addition, he surpassed A.J. Green (10,514) and Keyshawn Johnson (10,571) to move into 43rd all-time in career receiving yards.
- X Through two weeks, Evans ranked fourth in the NFL with 237 receiving yards. He was one of only two players (also, Miami's Tyreek Hill) with 200-or-more receiving yards and multiple touchdown receptions through the first two weeks of the season.
- X In Week 3 vs. Philadelphia, finished with five receptions for 60 yards and one touchdown. With his five receptions in Week 3, he became the first player in Buccaneers history and the 59th player in NFL history with 700 career receptions.
- X With Evans' touchdown reception in Week 3, he tied Mark Clayton, Tommy McDonald, Irving Fryar and Andre Rison (84) for the 21st-most receiving touchdowns in NFL history.
- X Evans had five-or-more receptions, 60-or-more receiving yards and one receiving touchdown in Weeks 1-3, marking the sixth time in Buccaneers history that a player has hit those benchmarks in three-or-more consecutive games within a single season — Evans has four of the six occurrences

(2023 Weeks 1-3; 2018 Weeks 1-3; 2016 Weeks 1-3; 2014 Weeks 9-11). Evans' streak of three such games was tied for the second-longest streak by any player within a single season since the beginning of the 2021 season.

- X Through three weeks, Evans ranked among league leaders in receiving yards (297, 7th); yards per reception (min. 15 receptions – 17.5, 1st) and receiving touchdowns (3, T-2nd).
- X In the Week 4 victory at New Orleans, played 26-of-71 offensive snaps, finishing with three receptions for 40 yards before leaving with injury.
- X Played 45-of-56 offensive snaps in Week 6 vs. Detroit, finishing with four receptions for 49 yards.
- X In Week 7 vs. Atlanta, finished with a season-high-tying six receptions for 82 yards and one touchdown.
- X With his 82 receiving yards against Atlanta, he moved into 40th-place all-time in NFL history with 10,893 career receiving yards. Including his receiving touchdown, Evans moved into a tie for 18th place all-time in receiving touchdowns.
- X Through seven weeks, Evans' four receiving touchdowns were tied for sixth most in the NFL.
- X In Week 8 at Buffalo, played 58-of-68 offensive snaps and finished with three receptions for 39 yards and one touchdown.
- X His touchdown reception in Week 8 was his 86th career touchdown catch, tying him for 17th-most in NFL history.



- X Through eight weeks, Evans' five touchdown receptions were fourth-most in the NFL.
- X In Week 9 at Houston, played 55-of-66 offensive snaps and finished with four receptions for 87 yards.
- X In Week 9, Evans became the first player in franchise history with 11,000 career receiving yards for Tampa Bay.
- X With his 87 yards in Week 9, Evans moved ahead of Joey Galloway (10,950) for the 39th-most receiving yards in NFL history.
- X In the Week 10 victory over Tennessee, played 47-of-65 offensive snaps and finished with six receptions for 143 yards and one touchdown.
- X Evans' week 10 performance moved him past Chad Johnson into 38th place in NFL history in receiving yards and tied him with Andre Reed for 16th place in NFL history in receiving touchdowns.
- X According to Pro Football Focus, was Tampa Bay's highest graded player in Week 10, earning an 81.5 overall grade.
- X Through 10 weeks, Evans ranked 10th in the NFL in receiving yards (737) and tied for fourth in receiving touchdowns (six).
- X In Week 11 at San Francisco, played 56-of-71 offensive snaps and finished with five receptions for 43 yards and one touchdown.

MOST RECEIVING YARDS (SINGLE SEASON, TEAM HISTORY)

Name (Year)	Yards
1. Mike Evans (2018)	1,524
2. Mark Carrier (1989)	1,422
3. Vincent Jackson (2012)	1,384
4. Chris Godwin (2019)	1,333
5. Mike Evans (2016)	1,321
6. Joey Galloway (2005)	1,287
7. Keyshawn Johnson (2001)	1,266
8. Mike Evans (2023)	1,255
9. Antonio Bryant (2008)	1,248
10. Vincent Jackson (2013)	1,224

- X Evans' touchdown in Week 11 marked his seventh touchdown of the season and tied him with Don Maynard for 15th-most in NFL history.
- X Through 11 Weeks, Evans was tied for second in the NFL in receiving touchdowns.
- X In Week 12 at Indianapolis, played 55-of-60 offensive snaps and finished with a team-high six receptions for 70 yards and two touchdowns.
- X Evans' touchdowns in Week 12 broke a tie with Don Maynard for the 15th-most touchdowns receptions (90) in NFL history.
- X With his two scores in Week 12, Evans surpassed Leroy Kelly and Charley Taylor for the 32nd-most total touchdowns in NFL history.
- X Evans' multi-score game in Week 12 was his 19th career game with multiple receiving touchdowns – second-most among active players at the time.
- X According to Pro Football Focus, was Tampa Bay's highest-graded offensive starter in Week 12, earning an 80.8 grade.
- X Through 12 weeks, Evans' nine receiving touchdowns ranked second in the NFL, trailing only Tyreek Hill (10).
- X In the Week 13 victory over Carolina, Evans finished with game-highs in receptions (seven), receiving yards (162), and receiving touchdowns (one). His 162 receiving yards put him at 1,012 receiving yards on the season and extended his own NFL record of consecutive seasons with 1,000-or-more receiving yards to begin a career to 10 seasons.
- X Evans' streak of 10 consecutive seasons with at least 1,000 receiving yards became the second-longest such streak in NFL history, trailing only Jerry Rice (11).



MOST RECEIVING TOUCHDOWNS (SINGLE SEASON, TEAM HISTORY)

Name (Year)	TD
1. Mike Evans (2021)	14
2t. Mike Evans (2023)	13
2t. Mike Evans (2020)	13
3t. Mike Evans (2014)	12
3t. Mike Evans (2016)	12

- X Evans also became the third player in NFL history to have at least 10 seasons with 1,000-or-more receiving yards, joining Randy Moss (10) and Jerry Rice (14).
- X Evans' receiving touchdown in Week 13 came on a 75-yard pass from Baker Mayfield, marking the longest reception of his career and giving him 10 receiving touchdowns on the season. It marked the fifth time in his career that Evans has logged double-digit receiving touchdowns in a reason – good for second-most among active players in the NFL at the time, trailing only Davante Adams (six).
- X Evans' five seasons with 1,000-or-more receiving yards and 10-or-more receiving touchdowns are tied for the fifth-most in NFL history. At the time, every other player with at least as many such seasons as Evans was a member of the Pro Football Hall of Fame.
- X With seven receptions in Week 13, Evans surpassed 60 receptions on the season, making him the first player in NFL history to record 60-or-more receptions in each of their first 10 seasons.
- X With his touchdown in Week 13, Evans tied Davante Adams (active) and Isaac Bruce (91) for the 13th-most touchdown receptions in NFL history. In addition, he also passed Tony Dorsett, Edgerrin James, Bobby Mitchell and Ricky Waters for the 32nd-most total touchdowns in NFL history.
- X Evans' Week 13 performance was his 11th career game with 150+ receiving yards and at least one receiving touchdown, which tied him with Torry Holt and Randy Moss for the fourth-most such games by a player in his first 10 seasons in NFL history.
- X According to Pro Football Focus, Evans was Tampa Bay's highest-graded offensive player in Week 13, earning a

90.2 grade. His 90.2 grade was the then-highest grade that Evans had earned for a single game in the 2023 season.

- X In the Week 14 victory over Atlanta, finished with one reception for eight yards. He passed Muhsin Muhammad (11,438) for the 34th-most receiving yards in NFL history.
- X In the Week 15 victory at Green Bay, played 53-of-62 offensive snaps and finished with four receptions for 57 yards and one touchdown. His touchdown reception was his 11th of the season, tying Mike Williams in 2010 for the fifth-most in a single season in franchise history.
- X With his touchdown in Week 15, Evans tied Davante Adams (active) and Rob Gronkowski (92) for the 12th-most touchdown receptions in NFL history.
- X Evans' Week 15 touchdown also marked the 93rd overall touchdown of his career, tying Gronkowski and Jim Taylor (93) for the 30th-most total touchdowns in NFL history.
- X In the Week 16 victory over Jacksonville, played 57-of-74 offensive snaps and recorded seven receptions for 86 yards and two touchdowns. It marked his 20th career game with multiple touchdowns.
- X With his two scores in Week 16, Evans surpassed Davante Adams (active) and Rob Gronkowski (92) for the 12th-most touchdown receptions in NFL history. He also surpassed Jerome Bettis, Priest Holmes and Marshawn Lynch (94) for the 27th-most overall touchdowns in NFL history.
- X In Week 16, Evans became one of five players to record at least five seasons of 12-or-more receiving touchdowns. All other players with as many such seasons are members of the Pro Football Hall of Fame.
- X Through 16 weeks, Evans had a league-leading 13 receiving touchdowns, tied with himself in 2020 for the second-most receiving touchdowns in a single season in franchise history.
- X Played 46-of-56 offensive snaps in Week 17 vs. New Orleans, bringing in three receptions for 70 yards.
- X In Week 17, Evans surpassed Calvin Johnson (11,438) for the 33rd-most receiving yards in NFL history. He also

passed Johnson for the sixth-most receiving yards by a player through his first 10 seasons in league history.

- X In Week 17, Evans reached 1,233 receiving yards on the season, good for ninth-most in a single season in franchise history.
- X In the Week 18 victory at Carolina, played 56-of-65 offensive snaps, bringing in three receptions for 22 yards.
- X Evans finished the 2023 regular season tied for the league lead in touchdown receptions and tied (with himself) for the second-most receiving touchdowns in a single season with 13.
- X In the Wild Card round victory over Philadelphia, Evans finished with three receptions for 48 yards, extending his own club records for postseason catches (37) and postseason receiving yards (562).
- X In the Divisional round conteste against Detroit, Evans finished with a team-high eight receptions for 147 yards and one touchdown. His 147 receiving yards marked a new single-game postseason high and established a new single-game playoff franchise record.
- X With his performance in the Divisional round against Detroit, Evans became the club's all-time postseason scrimmage yard leader.

COLLEGE:

- X Started all 26 games in his collegiate career, finishing with 151 receptions for 2,499 yards and 17 touchdowns.
- X Registered eight career 100-yard receiving games.
- X Owns the two highest single-game receiving marks in school history 287 yards vs. Auburn (10/19/13) and 279 yards vs. Alabama (9/14/13).
- X One of only three players in SEC history to average at least 90 receiving yards per game for their career (Jabar Gaffney, Florida; Josh Reed, LSU).
- X Ranks fourth in receiving yards (2,499), fifth in receptions (151) and fifth in touchdown receptions (17) in Texas A&M history, despite playing only two seasons.
- X As a redshirt sophomore (2013), played in all 13 games, setting a school

record with 1,394 receiving yards on 69 catches. Also tied a school-record with 12 receiving touchdowns, which led the SEC and were the 10th-most in the nation.

- X Earned first-team All-American honors from The NFL Draft Report and the Associated Press.
- X A unanimous first-team All-SEC selection
- X A finalist for the Biletnikoff Award (nation's top receiver), and a semifinalist for the Maxwell Award and the Walter Camp Player of the Year Award.
- X Had an average of 20.2 yards per catch, the highest in that nation for any college player with at least 45 receptions.
- X Grabbed 17 receptions of at least 30 yards, the most in the country.
- X Notched five 100-yard performances on the year.
- X Caught seven passes for a then-career-high 279 yards against Alabama, including a career-long 95-yard touchdown. His 279 receiving yards were the most ever allowed against the Crimson Tide.
- X Had a career day against Auburn, catching 11 passes for 287 yards and four touchdowns. His four receiving touchdowns are tied for the second-most in a single game in school history.
- X As a redshirt freshman (2012), started all 13 games, catching 82 passes, the second-most in school history and the most ever by a freshman. Gained 1,105 yards, then the third-highest mark in school history, adding five receiving touchdowns.
- X Posted three 100-yard receiving games on the season.
- X Redshirted in 2011.
- X Majored in sports management.

PERSONAL:

- X Attended Ball High School (Galveston, Texas).
- X Lettered in football as a senior, his lone season.
- X Earned second-team District 24-4A honors after catching 25 passes for 648 yards and seven touchdowns.


- X Added two interceptions on defense.
- X Prep Star All-Region grid choice.
- X A standout basketball player, averaging 18.3 points, 8.4 rebounds and 5.2 assists as a senior.
- X An avid Harry Potter fan.
- X Married to the former Ashli Dotson,
- X Has three daughters, Mackenzie, Ariaiah and Aliyah, and one son, Amari.
- X Born Michael Lynn Evans on August 21, 1993 in Galveston, Texas.

COMMUNITY:

- X In 2020, supported his M1K3 Evans Family Foundation as part of the NFL's My Cause, My Cleats initiative.
- X In 2020, surprised the winners of the inaugural Buccaneers Girls in Football Scholarship.
- X As a result of all his efforts in the community, Evans has been nominated as the Buccaneers Man of Year candidate in 2019, 2020 and 2021.
- X In 2019, Evans donated two \$40,000 scholarships to Texas A&M used to establish scholarships for 10 students. He also donated \$25,000 to USF for local students in need of financial assistance. Many of Evans' contributions are not publicized, such as hosting a free camp at his high school, donating new uniforms, and participating in social justice.
- X Every year his foundation hosts 'Catch for Christmas' where Mike hosts 13 kids at the practice facility and presents them with gifts from their wish list.
- X The Mike Evans Family Foundation donated a total of \$100,000 to help support local families during the COVID-19 pandemic, donating \$50,000 to his hometown of Galveston, Texas, and another \$50,000 to United Way Suncoast.
- X Sponsors "Evans' End Zone Club" Front Row Fans section to provide a special gameday experience to local charities who would otherwise not have a chance to attend Buccaneers home games.
- X In December 2015, provided holiday gifts to children of a local family whose

parents were tragically killed in a car accident.

- X In December 2014, visited patients battling illness during the holidays at All Children's Hospital in St. Petersburg.
- X In November 2014, congratulated students at Pinellas Park Middle School for winning the Fuel Up to PLAY 60 "Defend Your Turf Challenge" and led students in fitness drills.
- X In September 2014, participated in a Buccaneers Academy ribbon-cutting ceremony and helped build an outdoor class at Sheehy Elementary in Tampa.
- X In September 2014, along with UnitedHealthcare employees and teammates, helped construct 35 Learning Garden boxes/kits to be delivered to schools around Tampa Bay.
- X In June 2014, visited MacDill Air Force Base to greet service members and learn about U.S. military operations headquartered in Tampa.



EVANS' GAME-BY-GAME STATISTICS

2023

DATE	OPP	NO	RECEIVING				TD	ATT	RUSHING				TD
			YDS	AVG	LG				YDS	AVG	LG		
Sept. 10	@MIN	6	66	11.0	28t		1	0	0	-	-		0
Sept. 17	CHI	6	171	28.5	70		1	0	0	-	-		0
Sept. 25	PHI	5	60	12.0	24		1	0	0	-	-		0
Oct. 1	@NO	3	40	13.3	18		0	0	0	-	-		0
Oct. 15	DET	4	49	12.3	18		0	0	0	-	-		0
Oct. 22	ATL	6	82	13.7	40t		1	0	0	-	-		0
Oct. 26	@BUF	3	39	13.0	24t		1	0	0	-	-		0
Nov. 5	@HOU	4	87	21.8	53		0	0	0	-	-		0
Nov. 12	TEN	6	143	23.8	43		1	0	0	-	-		0
Nov. 19	@SF	5	43	8.6	13		1	0	0	-	-		0
Nov. 26	@IND	6	70	11.7	23t		2	0	0	-	-		0
Dec. 3	CAR	7	162	23.1	75t		1	0	0	-	-		0
Dec. 10	@ATL	1	8	8.0	8		0	0	0	-	-		0
Dec. 17	@GB	4	57	14.3	19t		1	0	0	-	-		0
Dec. 24	JAC	7	86	12.3	22t		2	0	0	-	-		0
Dec. 31	NO	3	70	23.3	35		0	0	0	-	-		0
Jan. 7	@CAR	3	22	7.3	9		0	0	0	-	-		0
TOTALS		79	1,255	15.9	75t		13	0	0	-	-		0

POSTSEASON

Jan. 15	PHI	3	48	16.0	21		0	0	0	-	-		0
Jan. 21	@DET	8	147	18.4	29		1	0	0	-	-		0
TOTALS		11	195	17.7	29		1	0	0	-	-		0

EVANS' CAREER STATISTICS

Year	Team	GP	GS	Receiving				TD	Rushing				TD
				No	Yds	Avg	Lg		Att	Yds	Avg	Lg	
2014	Tampa Bay	15	15	68	1,051	15.5	56t	12	0	0	-	-	0
2015	Tampa Bay	15	14	74	1,206	16.3	68	3	0	0	-	-	0
2016	Tampa Bay	16	16	96	1,321	13.8	45t	12	0	0	-	-	0
2017	Tampa Bay	15	15	71	1,001	14.1	42t	5	0	0	-	-	0
2018	Tampa Bay	16	16	86	1,524	17.7	72t	8	0	0	-	-	0
2019	Tampa Bay	13	13	67	1,157	17.3	67t	8	0	0	-	-	0
2020	Tampa Bay	16	16	70	1,006	14.4	50	13	0	0	-	-	0
2021	Tampa Bay	16	16	74	1,035	14.0	46	14	1	10	10.0	10	0
2022	Tampa Bay	15	15	77	1,124	14.6	63	6	0	0	-	-	0
2023	Tampa Bay	17	17	79	1,255	15.9	75t	13	0	0	-	-	0
NFL Totals		154	153	762	11,680	15.3	75t	94	1	10	10.0	10	0
Postseason													
YEAR	TEAM	GP	GS	NO	YDS	AVG	LG	TD	ATT	YDS	AVG	LG	TD
2020	Tampa Bay	4	4	11	204	18.5	35	2	0	0	-	-	0
2021	Tampa Bay	2	2	17	236	13.9	55t	2	0	0	-	-	0
2022	Tampa Bay	1	1	6	74	12.3	20	0	0	0	-	-	0
2023	Tampa Bay	2	2	11	195	17.7	29	1	0	0	-	-	0
NFL Totals		9	9	45	709	15.8	55t	5	0	0	-	-	0

SINGLE-GAME HIGHS

Receptions: 12, at Seattle, 11/3/19
Receiving Yards: 209, at Washington, 11/16/14
Receiving TDs: 3, three times, last vs. Carolina, 1/1/23
Long Reception: 75t, vs. Carolina, 12/4/23
40 100-Yard Receiving Games (incl. four postseason)
20 games with multiple receiving touchdowns

ADDITIONAL STATS

Misc. Tackles: 27 - 1 in 2023; 4 in 2022; 1 in 2021; 4 in 2019; 3 in 2018; 3 in 2017; 1 in 2016; 5 in 2015; 4 in 2014
Fumbles-Lost: 4-2 - 2-1 in 2018; 1-0 in 2017; 1-1 in 2015
Fumble Recoveries: 3 - 2 in 2018 (1 for TD); 1 in 2017

#96 GREG GAINES

DEFENSIVE TACKLE

HT: 6-1 WT: 312

DOB: 5/6/96

NFL: 6TH YEAR

ACQ: UFA (LAR)-'23

COLLEGE: WASHINGTON



TRANSACTIONS:

- X Selected by the Los Angeles Rams in the fourth round (134th overall) of the 2019 NFL Draft
- X Signed by the Buccaneers as an unrestricted free agent on March 23, 2023.

CAREER HIGHLIGHTS:

- X Has appeared in 76 career games, making 27 starts, and recording 146 tackles (11 for loss), 29 quarterback hits, 11.5 sacks and two fumble recoveries.
- X Has appeared in eight career postseason games, making four starts, and logging 18 tackles (three for loss), two passes defended, two quarterback hits and 1.5 sacks.
- X Recorded a career-high-tying five quarterback pressures in Super Bowl LVI against the Bengals.
- X From 2021-22, logged 8.5 sacks, tied for 12th-most among defensive tackles over that span.

2023 HIGHLIGHTS:

- X Appeared in a reserve capacity on defense in the Week 1 victory at Minnesota, logging 26 defensive snaps.
- X In the Week 2 victory over Chicago, logged 19 defensive snaps and finished with two tackles.
- X Played 42-of-78 defensive snaps in Week 3 vs. Philadelphia, finishing with three tackles and two quarterback hits.
- X In the Week 4 victory at New Orleans, played 25-of-65 defensive snaps and finished with two tackles plus one quarterback hit.
- X Played 24-of-70 defensive snaps in Week 6 vs. Detroit and finished with one tackle.

- X In Week 7 vs. Atlanta, played 31-of-65 defensive snaps and finished with four tackles.
- X Started at nose tackle in Week 8 at Buffalo, playing 48-of-69 snaps and finishing with one tackle.
- X Appeared in a reserve capacity in Week 9 at Houston, logging one tackle and one quarterback hit.
- X In the Week 10 victory over Tennessee, played 24 defensive snaps and finished with one tackle.
- X Played 23-of-60 defensive snaps in Week 11 at San Francisco, logging two tackles.
- X In Week 12 at Indianapolis, played 25-of-73 defensive snaps.
- X Played 21-of-72 defensive snaps in the Week 13 victory over Carolina.
- X In the Week 14 victory over Atlanta, started at defensive tackle, playing 52-of-72 defensive snaps and finishing with three tackles, one quarterback hit and 1.0 sack.
- X Gaines' sack in Week 14 marked his first one of the season, improving his career sack total to 11.5.
- X Played 28-of-60 defensive snaps in the Week 15 victory at Green Bay, logging one tackle.
- X Appeared in a reserve capacity on defense in the Week 16 win over Jacksonville, playing 26-of-66 defensive snaps.
- X Played 24-of-70 defensive snaps in Week 17 vs. New Orleans, recording one tackle.
- X In the Week 18 victory at Carolina, played 13-of-52 defensive snaps, recording two tackles and one fumble recovery. Contributed to a defense that

recorded Tampa Bay's first shutout since Nov. 21, 2010 at San Francisco.

- X In the Wild Card round victory over Philadelphia, recorded two tackles (one for loss), one quarterback hit and 1.0 sack. His sack improved his career postseason sack total to 1.5.
- X In the Divisional round contest at Detroit, played 27 defensive snaps and logged one tackle.

COLLEGE:

- X Appeared in 54 games across four seasons at the University of Washington (2015-18), totaling 148 tackles (20.5 for loss), 9.5 sacks, four passes defended, one fumble recovery and one interception.
- X Won the Morris Trophy in 2018, given annually to the top defensive lineman in the Pac-12.
- X Earned Second-Team All-Pac-12 honors and was named to the academic All-Pac-12 team as a junior in 2017.

GAINES' GAME-BY-GAME STATISTICS

2023

DATE	OPP	TACKLES							INTERCEPTIONS					FUMBLES			TACKLES		
		T	S	A	TFL	SK	YDS	QH	NO	YDS	LG	TD	PD	FF	FR	YDS	T	S	A
Sept. 10	@MIN	0	0	0	0	0.0	0.0	0	0	0	0	0	0	0	0	0	0	0	0
Sept. 17	CHI	2	1	1	0	0.0	0.0	0	0	0	0	0	0	0	0	0	0	0	0
Sept. 25	PHI	3	0	3	0	0.0	0.0	2	0	0	0	0	0	0	0	0	0	0	0
Oct. 1	@NO	2	0	2	0	0.0	0.0	1	0	0	0	0	0	0	0	0	0	0	0
Oct. 15	DET	1	0	1	0	0.0	0.0	0	0	0	0	0	0	0	0	0	0	0	0
Oct. 22	ATL	4	1	3	0	0.0	0.0	0	0	0	0	0	0	0	0	0	0	0	0
Oct. 26	@BUF	1	0	1	0	0.0	0.0	0	0	0	0	0	0	0	0	0	0	0	0
Nov. 5	@HOU	1	1	0	0	0.0	0.0	1	0	0	0	0	0	0	0	0	0	0	0
Nov. 12	TEN	1	1	0	0	0.0	0.0	0	0	0	0	0	0	0	0	0	0	0	0
Nov. 19	@SF	2	1	1	0	0.0	0.0	0	0	0	0	0	0	0	0	0	0	0	0
Nov. 26	@IND	0	0	0	0	0.0	0.0	0	0	0	0	0	0	0	0	0	0	0	0
Dec. 3	CAR	0	0	0	0	0.0	0.0	0	0	0	0	0	0	0	0	0	0	0	0
Dec. 10	@ATL	3	1	2	0	1.0	0.0	1	0	0	0	0	0	0	0	0	0	0	0
Dec. 17	@GB	1	0	1	0	0.0	0.0	0	0	0	0	0	0	0	0	0	0	0	0
Dec. 24	JAC	0	0	0	0	0.0	0.0	0	0	0	0	0	0	0	0	0	0	0	0
Dec. 31	NO	1	1	0	0	0.0	0.0	0	0	0	0	0	0	0	0	0	0	0	0
Jan. 7	@CAR	2	0	2	0	0.0	0.0	0	0	0	0	0	0	0	1	0	0	0	0
TOTALS		24	7	17	0	1.0	0.0	5	0	0	0	0	0	0	1	0	0	0	0

POSTSEASON

Jan. 15	PHI	2	1	1	1	1.0	7.0	1	0	0	0	0	0	0	0	0	0	0	0
Jan. 21	@DET	1	0	1	0	0.0	0.0	0	0	0	0	0	0	0	0	0	0	0	0
TOTALS		3	1	2	1	1.0	7.0	1	0	0	0	0	0	0	0	0	0	0	0

GAINES' CAREER STATISTICS

Year	Team	GP	GS	Tackles			Sk	Yds	INT				Fumbles			ST Tackles			
				T	S	A			No	Yds	Lg	TD	PD	FF	FR	Yds	T	S	A
2019	L.A. Rams	10	0	13	6	7	0.5	2.0	0	0	0	0	0	0	0	0	0	0	0
2020	L.A. Rams	16	0	18	9	9	1.5	4.0	0	0	0	0	0	0	1	0	0	0	0
2021	L.A. Rams	17	13	55	28	27	4.5	21.5	0	0	0	0	0	0	0	0	0	0	0
2022	L.A. Rams	16	12	36	16	20	4.0	29.0	0	0	0	0	0	0	0	0	0	0	0
2023	Tampa Bay	17	2	24	7	17	1.0	0.0	0	0	0	0	0	0	1	0	0	0	0
NFL Totals		76	27	146	66	80	11.5	56.5	0	0	0	0	0	0	2	0	0	0	0
Playoffs				Tackles					INT				Fumbles			Tackles			
Year	Team	GP	GS	T	S	A	Sk	Yds	No	Yds	Lg	TD	PD	FF	FR	Yds	T	S	A
2020	L.A. Rams	2	0	3	2	1	0.0	0.0	0	0	0	0	0	0	0	0	0	0	0
2021	L.A. Rams	4	4	12	3	9	0.5	3.5	0	0	0	0	2	0	0	0	0	0	0
2023	Tampa Bay	2	0	3	1	2	1.0	7.0	0	0	0	0	0	0	0	0	0	0	0
Postseason		8	4	18	6	12	1.5	10.5	0	0	0	0	2	0	0	0	0	0	0

SINGLE-GAME HIGHS

Tackles: 7, 11/28/21 at Green Bay
Sacks: 2.0, 11/20/22 at New Orleans

#92

WILLIAM GHOLSTON

DEFENSIVE LINEMAN

HT: 6-6 WT: 281

DOB: 7/31/91

NFL: 12TH YEAR

ACQ: D4B, 2013

COLLEGE: MICHIGAN STATE

**ACQUIRED BY BUCS:**

- X Selected in the fourth round (126th overall) of the 2013 NFL Draft by the Buccaneers.

AWARDS & ACCOLADES:

- X Super Bowl LV Champion.

CAREER HIGHLIGHTS:

- X Has played in 169 career regular season games, including 88 starts, totaling 420 tackles (58 for loss), 77 quarterback hits, 19.5 sacks, 14 passes defended, two forced fumbles, four fumble recoveries, one interception and four blocked kicks.
- X Has played in nine postseason games, with three starts, recording eight tackles (one for loss) and four quarterback hits.
- X His 169 games played are sixth-most in Buccaneers history.
- X In 2020, Gholston led the Buccaneers tied for 15th in the league with a career-high 20 quarterback hits, tied for the seventh-most in the league by an interior defensive lineman.
- X Tampa Bay's 2020 defense led the league in rushing yards allowed per game (80.6) and yards allowed per rush (3.60), while ranking sixth in yards allowed per play (5.12), sixth in yards allowed per game (327.1), ranking tied for second in tackles for loss (91), tied for fourth in sacks (48.0) and tied for fifth in takeaways (25).
- X A key contributor on the Buccaneers defense in 2019, which led the league in rushing yards allowed and opposing rushing average.
- X Collected a career-high 12 tackles in Thursday Night Football win at Carolina (9/12/19).

- X Recorded his first career interception in week 8 of the 2023 season against Buffalo (10/26/23).
- X Registered first career forced fumble in a win at Philadelphia (11/22/15).
- X Recorded first career partial sack on Monday Night Football against Miami (11/11/13).
- X Made first career start at St. Louis (12/22/13).
- X Made NFL debut at New England (9/22/13).
- X Registered first career blocked field goal vs. Baltimore (10/12/14).
- X Blocked extra point at New Orleans (9/20/15).
- X Posted first career multi-sack game with two in win vs. Atlanta (12/6/15).

2023 HIGHLIGHTS:

- X Appeared in a reserve capacity on defense in the Week 1 win at Minnesota. Finished with one tackle.
- X Appeared in a reserve capacity on defense in the Week 2 victory over Minnesota, logging seven snaps.
- X In Week 3 vs. Philadelphia, played 35-of-78 defensive snaps and finished with three tackles.
- X Played 14-of-65 defensive snaps in the Week 4 victory at New Orleans, finishing with two tackles.
- X In Week 6 vs. Detroit, played 15-of-70 defensive snaps and finished with one tackle.
- X In Week 7 vs. Atlanta, surpassed Mike Alstott (158) for the eighth-most games played in franchise history. He finished with two tackles.
- X Played 18-of-69 defensive snaps in Week 8 at Buffalo, finishing with a career-high-

tying two passes defended and his first career interception.

- X In Week 9 at Houston, started at defensive tackle and played 29-of-72 defensive plays.
- X Appeared in a reserve capacity on defense in the Week 10 victory over Tennessee.
- X In Week 11 at San Francisco, played 19-of-60 defensive snaps and recorded one tackle.
- X Played 16-of-73 defensive snaps in Week 12 at Indianapolis, logging one tackle.
- X Played 16-of-72 defensive snaps in the Week 13 victory over Carolina, finishing with one snap.
- X In Week 13, he surpassed John Lynch for the sixth-most games played (165) in franchise history.
- X In the Week 14 victory over Atlanta, played 17-of-72 defensive snaps, finishing with one tackle.
- X Was inactive for Week 15 at Green Bay.
- X Appeared on special teams in the Week 16 victory over Jacksonville.
- X Recorded a then-season-high four tackles in Week 17 vs. New Orleans, playing 13-of-70 defensive snaps and finishing with four tackles.
- X In the Week 18 victory at Carolina, appeared in a reserve capacity on defense. Contributed to a defense that recorded Tampa Bay's first shutout since Nov. 21, 2010 at San Francisco.
- X In the Wild Card round victory over Philadelphia, started at defensive tackle and recorded one tackle. Contributed to a defense that helped produce Tampa Bay's largest yardage differential in a postseason game in club history (+150).



- X In the Divisional round contest at Detroit, played 28-of-73 defensive snaps and finished with one tackle.

COLLEGE:

- X Started 24-of-36 games he played at Michigan State (2010-12), totaling 142 tackles, 13 passes defended, 10.0 sacks, two forced fumbles, one fumble recovery and 30.0 tackles for loss.
- X Entered the NFL Draft after his junior season
- X Finished his Michigan State career ranked 10th in school history in tackles for loss (30.0).
- X Recorded 10 passes defended in 2012, the most by a defensive lineman in Spartans history and the most amongst FBS defensive linemen.
- X Two-time winner of the Danziger Award for defense (most outstanding Detroit-area player).
- X Led the Spartans in sacks (4.5) and tackles for loss (13.0) as a junior.
- X Earned second-team All-Big Ten honors from the media, while earning honorable mention from the league's coaches in 2012. Earned second-team All-Big Ten Honors from Phil Steele.
- X Named a quarterfinalist for the Lombardi Award (college lineman of the year) in 2012.
- X Chosen as Defensive Player of the Game in the 2012 Buffalo Wild Wings Bowl.
- X Tallied 16.0 tackles for loss as a sophomore, tied for the seventh-most in Michigan State single-season history.
- X Recorded 5.0 tackles for loss in the 2012 Outback Bowl, the third-most in Michigan State history and the most ever in a bowl game, earning a spot on

the ESPN.com and Yahoo! Sports All-Bowl teams.

- X Named All-Big Ten second team by coaches and media, while also being selected for the second-team All-Big Ten by Yahoo! Sports as a sophomore.
- X Selected to the CollegeFootballNews.com's second-team All-Sophomore team in 2011.
- X Led the team in tackles for loss (16.0), the seventh-most in Michigan State history.
- X Majored in human development and family studies.

PERSONAL:

- X Attended Southeastern High School (Detroit, Michigan).
- X Chosen as an All-American by EA Sports, MaxPreps, SuperPrep and PrepStar (Dream Team).
- X Ranked as a Top 60 recruit by Tom Lemming (No. 12), Rivals.com (No. 21), Lindy's (No. 21), Athlon Sports (No. 24), Scout.com (No. 29), ESPNU (No. 42) and Sporting News (No. 60).
- X Ranked as one of the top defensive ends in the country by Tom Lemming (No. 3), Rivals.com (No. 3, strongside), Scouts, Inc. (No. 3), Scout.com (No. 4), Lindy's (No. 5) and Athlon Sports (No. 5).
- X Rated as the top player in the state of Michigan by the Detroit News, Detroit Free Press, Rivals.com, Scout.com and Lansing State Journal.
- X Recorded 115 tackles as a senior, including 44.0 for loss, 27.0 sacks, 10 forced fumbles, two blocked punts and an interception returned for a touchdown.
- X Led the Public School League in tackles (101) and sacks (15.0) as a junior, while also tallying 37.0 tackles for loss.



- X Transferred from Mumford High School (Detroit, Michigan) following his sophomore season.
- X During his two seasons at Mumford, Gholston played both ways, recording 183 tackles, 28.0 sacks and two interceptions to go along with 55 catches for 970 yards and 14 touchdowns.
- X Cousin Vernon Gholston was a first-round selection of the New York Jets in the 2008 NFL Draft.
- X Born William Gholston on July 31, 1991, in Detroit, Michigan.

COMMUNITY:

- X In 2020, supported the Tampa Bay Buccaneers Foundation as part of the NFL's My Cause, My Cleats initiative.
- X Gholston, along with the defensive lineman hosted the 8th annual "D-Line Delivers Christmas". Local families were surprised with a tour of AdventHealth Training Center, dinner with D-Line, and a shopping spree at Target.
- X In December 2017, partnered with United Healthcare to build a playground along the historic Clarence Fort Freedom Trail in Tampa.
- X Served as an honorary starter with his mother, Dawn Ward, a breast cancer survivor at the Buccaneers annual Treasure Chest 5K, 10K, Fun Run & Corporate Challenge in October 2017.
- X In November 2015, helped deliver canned goods and toys to Metropolitan Ministries for the annual Raymond James "Sack Hunger Stack Toys" program.
- X Along with the defensive line, purchased toys and hosted a surprise shopping spree for underprivileged families in the "D-Line Does Christmas" event in December 2013-17.
- X Helped hand out candy to trick-or-treaters from Buccaneers Academy

schools attending Lowry Park Zoo's ZooBoo KIDS Halloween event in October 2015.

- X Paired up with United Way volunteers and students to install a "Learning Garden" at Davis Elementary in September 2015.
- X Had his head shaved by children battling cancer for the Buccaneers Cut for a Cure in 2014, 2015 and 2016 to raise funds and awareness for the National Pediatric Cancer Foundation.
- X In October 2014, visited Metropolitan Ministries to play games with children for the Ministries' annual Fall Festival.
- X In September 2014, participated in a Buccaneers Academy ribbon-cutting ceremony and helped build an outdoor class at Sheehy Elementary in Tampa.
- X In September 2014, interacted with military members stationed overseas through a Pro vs. GI Joe event at the Buccaneers-sponsored USO Welcome Center at Tampa International Airport.
- X In February 2014 presented students at Pizzo Elementary with \$2,000-worth of PE equipment for winning the Buccaneers PLAY 60 Challenge.
- X As part of the 2013 Buccaneers Rookie Club, took part in a variety of community service events, including: visiting patients at St. Joseph's Children's Hospital in Tampa; hosting an ice cream social for military veterans at James Haley VA Hospital; participating in a team-building scavenger hunt with the Boys & Girls Clubs of Tampa at Busch Gardens; hosting a bowling outing with Big Brothers/Big Sisters of Tampa Bay; challenging youths from the Central City YMCA in games at a local arcade; visiting local servicemen and servicewomen at MacDill Air Force Base; hosting a "Salute to Service" Barbecue with USAA at U.S. Coast Guard Sector St. Petersburg; greeting veterans at Bay Pines VA Hospital; visiting young patients over the holidays at All Children's Hospital; and singing Christmas carols to residents at Westminster Palms Retirement Home.



GHOLSTON'S GAME-BY-GAME STATISTICS

2023

DATE	OPP	TACKLES							INTERCEPTIONS					FUMBLES			ST TACKLES		
		T	S	A	TFL	SK	YDS	QH	NO	YDS	LG	TD	PD	FF	FR	YDS	T	S	A
Sept. 10	@MIN	1	0	1	0	0.0	0.0	0	0	0	0	0	0	0	0	0	0	0	0
Sept. 17	CHI	0	0	0	0	0.0	0.0	0	0	0	0	0	0	0	0	0	0	0	0
Sept. 25	PHI	3	2	1	0	0.0	0.0	0	0	0	0	0	0	0	0	0	0	0	0
Oct. 1	@NO	2	2	0	0	0.0	0.0	0	0	0	0	0	0	0	0	0	0	0	0
Oct. 15	DET	1	1	0	0	0.0	0.0	0	0	0	0	0	0	0	0	0	0	0	0
Oct. 22	ATL	2	2	0	0	0.0	0.0	0	0	0	0	0	0	0	0	0	0	0	0
Oct. 26	@BUF	2	0	2	0	0.0	0.0	0	1	0	0	0	2	0	0	0	0	0	0
Nov. 5	@HOU	0	0	0	0	0.0	0.0	0	0	0	0	0	0	0	0	0	0	0	0
Nov. 12	TEN	0	0	0	0	0.0	0.0	0	0	0	0	0	0	0	0	0	0	0	0
Nov. 19	@SF	1	0	1	0	0.0	0.0	0	0	0	0	0	0	0	0	0	0	0	0
Nov. 26	@IND	1	1	0	0	0.0	0.0	0	0	0	0	0	0	0	0	0	0	0	0
Dec. 3	CAR	1	0	1	0	0.0	0.0	0	0	0	0	0	0	0	0	0	0	0	0
Dec. 10	@ATL	1	0	1	0	0.0	0.0	0	0	0	0	0	0	0	0	0	0	0	0
Dec. 17	@GB	Inactive																	
Dec. 24	JAC	0	0	0	0	0.0	0.0	0	0	0	0	0	0	0	0	0	0	0	0
Dec. 31	NO	4	2	2	0	0.0	0.0	0	0	0	0	0	0	0	0	0	0	0	0
Jan. 7	@CAR	0	0	0	0	0.0	0.0	0	0	0	0	0	0	0	0	0	0	0	0
TOTALS		19	10	9	0	0.0	0.0	0	1	0	0	0	2	0	0	0	0	0	0

POSTSEASON

Jan. 15	PHI	1	1	0	0	0.0	0.0	0	0	0	0	0	0	0	0	0	0	0	0
Jan. 21	@DET	1	0	1	0	0.0	0.0	0	0	0	0	0	0	0	0	0	0	0	0
TOTALS		2	1	1	0	0.0	0.0	0	0	0	0	0	0	0	0	0	0	0	0

GHOLSTON'S CAREER STATISTICS

Year	Team	Tackles							INT					Fumbles			ST Tackles		
		GP	GS	T	S	A	Sk	Yds	No	Yds	Lg	TD	PD	FF	FR	Yds	T	S	A
2013	Tampa Bay	12	2	30	14	16	2.0	14.0	0	0	0	0	3	0	0	0	0	0	0
2014	Tampa Bay	15	9	42	28	14	2.0	13.0	0	0	0	0	3	0	0	0	0	0	0
2015	Tampa Bay	16	11	67	47	20	3.0	7.0	0	0	0	0	2	1	0	0	0	0	0
2016	Tampa Bay	14	14	49	37	12	3.0	24.0	0	0	0	0	0	1	1	0	0	0	0
2017	Tampa Bay	14	10	36	21	15	0.0	0.0	0	0	0	0	0	0	0	0	0	0	0
2018	Tampa Bay	16	2	10	7	3	1.0	5.0	0	0	0	0	0	0	0	0	0	0	0
2019	Tampa Bay	16	8	38	26	12	1.0	10.0	0	0	0	0	2	0	0	0	0	0	0
2020	Tampa Bay	16	12	44	24	20	3.0	23.0	0	0	0	0	2	0	1	1	0	0	0
2021	Tampa Bay	17	10	36	21	15	4.5	33.5	0	0	0	0	0	0	0	0	0	0	0
2022	Tampa Bay	17	9	49	24	25	0.0	0.0	0	0	0	0	0	0	1	0	0	0	0
2023	Tampa Bay	16	1	19	10	9	0.0	0.0	1	0	0	0	2	0	0	0	0	0	0
NFL Totals		169	88	420	259	161	19.5	129.5	1	0	0	0	14	2	3	1	0	0	0
Year	Team	Tackles							INT					Fumbles			Tackles		
		GP	GS	T	S	A	Sk	Yds	No	Yds	Lg	TD	PD	FF	FR	Yds	T	S	A
2020	Tampa Bay	4	0	2	1	1	0.0	0.0	0	0	0	0	0	0	0	0	0	0	0
2021	Tampa Bay	2	0	2	2	0	0.0	0.0	0	0	0	0	0	0	0	0	0	0	0
2022	Tampa Bay	1	1	2	2	0	0.0	0.0	0	0	0	0	0	0	0	0	0	0	0
2023	Tampa Bay	2	1	2	1	1	0.0	0.0	0	0	0	0	0	0	0	0	0	0	0
Postseason		9	3	8	6	2	0.0	0.0	0	0	0	0	0	0	0	0	0	0	0

SINGLE-GAME HIGHS

Tackles: 11, at St. Louis, 12/17/15
Sacks: 2.0, vs. Atlanta, 12/6/13
Passes Defensed: 2, twice, last at Buffalo, 10/26/23
Fumble Recovery: 1, three, last at Arizona, 12/25/22
Forced Fumble: 1, vs. Baltimore, 10/12/14
Blocked FG: 1, twice, last vs. Atlanta, 12/18/17
Blocked XP: 1, twice, last at Carolina, 12/24/17

#14 CHRIS GODWIN

WIDE RECEIVER

HT: 6-1 **WT:** 209

DOB: 2/27/96

NFL: 8TH YEAR

ACQ: D3A, 2017

COLLEGE: PENN STATE



FRONT OFFICE

VETERANS

2023 REVIEW

HISTORY

RECORDS

SIDELINES

ACQUIRED BY BUCS:

- X Selected in the third round (84th overall) of the 2017 NFL Draft by the Buccaneers.

AWARDS & ACCOLADES:

- X Super Bowl LV Champion.
- X 2019 AP Second-Team All-Pro
- X 2019 Pro Bowl Selection
- X 2x NFC Offensive Player of the Week (Week 12, 2019; Week 17, 2017)
- X 2022 Ed Block Courage Award Recipient

CAREER HIGHLIGHTS:

- X Has played in 104 regular season games, with 77 starts, totaling 529 receptions for 6,690 yards (12.6 avg.) with 34 receiving touchdowns. Also has 12 rushing attempts for 72 yards and two touchdowns.
- X Has started seven postseason contests, catching 34 passes for 402 yards and two touchdowns. Also has one six-yard rush.
- X Ranks second in franchise history in receptions (529) and second in receiving yards (6,690), tied for second in touchdown receptions (34) and fourth in total touchdowns (36).
- X Godwin's 34 postseason receptions rank second in franchise history while his 402 postseason receiving yards rank second in Buccaneers playoff history.
- X Is one of two players in franchise history with four-or-more seasons with 1,000+ receiving yards, along with Mike Evans.

- X Is one of two players in franchise history with at least 500 receptions for Tampa Bay, alongside Mike Evans.
- X Hauled in a career-high 104 receptions in 2022, good for the second-most in a single season in franchise history.
- X Since becoming a full-time starter in 2019, ranks seventh in the NFL in receptions (436), 13th in receiving yards (5,323) and tied for 22nd in receiving touchdowns (26).
- X Has 20 career 100-yard games in the regular season – the second-most such games in franchise history. Also has one 100-yard receiving game in the postseason.
- X Has five career games with multiple touchdown receptions – tied for the second-most such games in franchise history.
- X Since 2019, Godwin has posted four games with at least 100 receiving yards and multiple receiving touchdowns, tied for the seventh-most-such games in the NFL in that span.
- X Godwin and teammate Mike Evans were the only duo in the NFL to record three consecutive seasons with 1,000-or-more receiving yards from 2021-23.



- X Ranked fourth in the NFL in receiving touchdowns (nine) and third in the league in receiving yards (1,333) in 2019, earning his first career Pro Bowl berth. his nine touchdown catches were then-tied for the fifth-most in a single season in team history while his 1,333 receiving yards ranked fourth and his 86 receptions were tied for third-most.
- X In 2019, Godwin and teammate Mike Evans became the first receivers in NFL history to each have three games with 150-plus receiving yards in a single season.
- X Set a franchise single-game record with 15 receptions at Atlanta (12/5/21).
- X Posted a career-high 184 receiving yards at Atlanta (11/24/19), including a career-long 71-yard touchdown reception, helping him earn NFC Offensive Player of the Week honors.
- X Registered a career day at L.A. Rams (9/29/19), catching 12 passes for 172 yards and two touchdowns, establishing new career best marks for receptions and receiving yards in a single game, while registering his second career multi-touchdown game.
- X Had a career-best two touchdown catches against Atlanta (12/30/18), which he later matched at L.A. Rams (9/29/19), at New Orleans (10/6/19) at Atlanta (11/24/19) and vs. Atlanta (1/3/21).
- X Caught a touchdown in four straight games (Week 17, 2017–Week 3, 2018), tying the then franchise record for most consecutive games with a touchdown catch.
- X Earned NFC Offensive Player of the Week against the New Orleans Saints (12/31/17), after catching seven passes for 111 yards and the game-winning touchdown with under a minute to play.



2019-23 RECEIVING YARDS/GAME LEADERS

(min. 50 games)

Name (Current Team)	Rec. Yds./Gm
1. Justin Jefferson (MIN)	98.3
2. Tyreek Hill (MIA)	89.4
3. Davante Adams (LVR)	86.6
4. Cooper Kupp (LAR)	81.6
5. Stefon Diggs (HOU)	80.3
6. CeeDee Lamb (DAL)	78.0
7. A.J. Brown (PHI)	77.2
8. Keenan Allen (CHI)	77.2
9. Travis Kelce (KC)	77.1
10. Chris Godwin (TB)	73.9

It marked a career high in receptions, as well as his first career touchdown and first career 100-yard game.

- X Made first career start against N.Y. Jets (11/12/17).
- X Caught first career pass against Minnesota, an 18-yard reception (9/24/17).
- X Made NFL debut against Chicago (9/17/17).

2023 HIGHLIGHTS:

- X Led the Buccaneers with 83 receptions in the regular season. His 83 receptions were tied for the 10th most in a single season in Buccaneers history.
- X Was named a team captain for the 2023 season.
- X Brought in five receptions for 51 yards in the Week 1 win at Minnesota. With his 51 receiving yards, he surpassed Michael Pittman (5,723) and Doug Martin (5,724) for the fifth-most yards from scrimmage in team history.
- X With five receptions in Week 1, Godwin extended his streak to 15 consecutive games with five-or-more receptions, good for the longest active streak in the NFL and tied with Keyshawn Johnson for the longest such streak in franchise history.
- X In the Week 2 victory over Chicago, hauled in five receptions for 58 yards. It marked his 16th consecutive game with five-or-more receptions, surpassing Keyshawn Johnson for the longest such streak in franchise history and tying Marvin Harrison for the 13th-longest streak in NFL history.
- X Godwin's 58 receiving yards in Week 2 marked his 10th straight game with

50-or-more receiving yards, extending his own league-leading streak.

- X In Week 3 vs. Philadelphia, played 38-of-44 offensive snaps and finished with three receptions for 32 yards.
- X In the Week 4 victory at New Orleans, played 53-of-71 offensive snaps and finished with a team-high eight receptions for 114 yards.
- X Godwin's 114 yards in Week 4 marked his 19th career 100-yard performance, second-most in franchise history behind only Mike Evans.
- X In Week 6 vs. Detroit, played 47-of-56 offensive snaps and finished with a team-high six receptions for 77 yards. It marked the 12th time in Godwin's previous 13 games that he had recorded five-or-more receptions and 50-or-more receiving yards.
- X According to Pro Football Focus, was Tampa Bay's highest-graded offensive player in Week 6 vs. Detroit, earning a 77.2 grade.
- X In Week 7 vs. Atlanta, played 51-of-73 offensive snaps and finished with six receptions for 66 yards. He became the second player in franchise history to eclipse 6,000 career receiving yards.
- X Following Week 7, Godwin had recorded five-or-more receptions and 50-or-more receiving yards in 13 of his previous 14 games.
- X In Week 8 at Buffalo, played 58-of-68 offensive snaps and finished with five receptions for 54 yards and one touchdown. It marked his 33rd career receiving touchdown, tying him for third-most in franchise history.
- X Godwin's touchdown reception in Week 8 marked his 34th career touchdown from scrimmage, tying him for fourth-most in franchise history.



- X In Week 9 at Houston, played 58-of-66 offensive snaps and brought in two receptions for 16 yards.
- X In the Week 10 victory over Tennessee, played 50-of-65 offensive snaps and finished with four receptions for 54 yards.
- X Played 57-of-71 offensive snaps in Week 11 at San Francisco, finishing with a team-high-tying six receptions for 39 yards.
- X In Week 12 at Indianapolis, played 50-of-60 offensive snaps and brought in three receptions for 45 yards.
- X Played 52-of-62 offensive snaps in the Week 13 victory over Carolina, finishing with one carry for 19 yards and a touchdown.
- X Godwin's rushing touchdown in Week 13 marked his 35th career touchdown from scrimmage, breaking a tie with Jimmie Giles to move into sole possession of fourth place in franchise history.
- X In the Week 14 victory over Atlanta, brought in a team-high five receptions for a team-high 53 yards. Logged a 32-yard reception on third-and-10 in the final 75 seconds of the game.
- X Week 14 marked Godwin's 100th career game, and the game in which he recorded his 500th career reception. In doing so, Godwin became just the 30th player in league history with 500+ receptions through their first 100 career games.

2017 NFL DRAFT CLASS RECEIVING YARD LEADERS

Name (Current Team)	Yards
1. Cooper Kupp (LAR)	7,066
2. Chris Godwin (TB)	6,690
3. George Kittle (SF)	6,274
4. JuJu Smith-Schuster (NE)	5,048
5. Mike Williams (NYJ)	4,806

2017 NFL DRAFT CLASS RECEIVING TD LEADERS

Name (Current Team)	TD
1. Cooper Kupp (LAR)	51
2. George Kittle (SF)	37
3. Chris Godwin (TB)	34
4. Mike Williams (NYJ)	31
5. JuJu Smith-Schuster (NE)	30

- X In Week 14, Godwin joined Mike Evans as the only players in franchise history to record 500-or-more receptions as a member of the Buccaneers.
- X In the Week 15 victory at Green Bay, played 50-of-62 offensive snaps and led the team with then-season-highs in receptions (10) and receiving yards (155).
- X In Week 15, Godwin surpassed the 60-catch milestone for the fifth consecutive season, making him one of just eight players with 60+ receptions in each of the past five seasons (2019-23).
- X Godwin's Week 15 performance marked his 20th career game with 100+ receiving yards. His 155 receiving yards were the third-most he had recorded in a game in his career.
- X In the Week 16 victory over Jacksonville, played 59-of-74 offensive snaps and brought in six receptions for 78 yards.
- X In Week 17 vs. New Orleans, played 48-of-56 offensive snaps and hauled in three receptions for 81 yards and one touchdown. His touchdown catch was the 34th of his career, tying Jimmie Giles and surpassing Cameron Brate (33) for the second-most touchdown receptions in team history.
- X From Weeks 15-17, Godwin recorded 78-or-more receiving yards in each contest after doing so just once in Weeks 1-14.
- X In the Week 18 victory at Carolina, played 50-of-65 offensive snaps and brought in six receptions for 51 yards.
- X Godwin finished the 2023 regular season with 1,024 receiving yards, surpassing the 1,000-yard receiving mark for the fourth time in his career and for the third consecutive season.
- X With his 1,000 yards in 2023, Godwin surpassed Joey Galloway and Vincent Jackson (three each) for the second-most 1,000-yard receiving seasons in franchise history, trailing only teammate Mike Evans (10).
- X Godwin finished the 2023 regular season campaign with 83 receptions, marking his fourth 80-catch season – two more than any other player in franchise history.
- X In the Wild Card round victory over Philadelphia, Godwin brought in four



receptions for 45 yards and one touchdown.

- X With his four receptions in the Wild Card round, Godwin surpassed Warrick Dunn (26) and Leonard Fournette (28) for the second-most postseason receptions in club history.
- X With his touchdown catch, Godwin tied Cameron Brate, Antonio Brown and Keenan McCardell (2) for the third-most touchdown receptions in franchise playoff history.
- X In the Divisional round contest at Detroit, played 58-of-64 offensive snaps and brought in four receptions for 40 yards. He surpassed Keyshawn Johnson (375) and Warrick Dunn (387) for the fourth-most playoff yards from scrimmage in franchise history. He also surpassed Keyshawn Johnson (375) for the second-most playoff receiving yards in franchise history.

COLLEGE:

- X Played in 40 games, with 28 starts, catching 153 passes for 2,404 yards (15.7 avg.) and 18 touchdowns.
- X Ranks fourth in Penn State history in touchdown receptions (18) and receiving yards (2,404), while standing at seventh on the all-time reception list (153).

- X Recorded nine 100-yard receiving games (three in 2016, five in 2015 and against Boston College in the 2014 New Era Pinstripe Bowl) and five games with multiple touchdown catches (four in 2016, one in 2015).
- X Started all 14 games as a true junior (2016), catching 59 passes for 982 yards and 11 touchdowns. His 11 touchdown receptions were the second-most in a single season in Penn State history.
- X Earned All-Bowl team honors from NCAA.com, Sports Illustrated, Athlon Sports (second team) and Associated Press (honorable mention), while also being named to the ESPN.com Big Ten All-Bowl Team.
- X Named All-Big Ten by Pro Football Focus (second team) Phil Steele and Athlon Sports (third team) and the league's coaches (honorable mention).
- X In the Rose Bowl against USC, recorded a career-high and Penn State bowl record 187 receiving yards, the fourth-most in Rose Bowl history, while adding two touchdown catches, which tied the school's bowl game record.
- X During his sophomore season (2015), started 11-of-13 games caught 69 passes for 1,101 yards and five touchdowns. He became one of only three Penn State receivers to eclipse 1,000 receiving yards in a season (also Bobby Engram & Allen Robinson) and his 1,101 yards are the second-most in a single season in school history.
- X Named All-Big ten by the Big Ten media (second team) and coaches (third team), while earning second-team All-Big Ten honors from the Associated Press.
- X As a true freshman (2014), was named to the BTN.com Big Ten All-Freshman Team after playing in 13 games with three starts, catching 26 passes for 338 yards and two touchdowns.
- X Earned ESPN.com All-Bowl Team honors after catching seven passes for 140 yards and one touchdown against Boston College in the New Era Pinstripe Bowl.

PERSONAL:

- X Attended Middletown High School (Middletown, Delaware)
- X As a senior, set a Delaware prep record with 18 receiving touchdowns and was

named Delaware Gatorade Player of the Year, as well as being named first-team all-state and first-team All-Blue Hen Conference.

- X Selected to play in the Under Armour All-American Game.
- X Son of Rod Sr. and Lisa Godwin. Has a brother, Marcus, and two sisters, Sharhonda and Rian.
- X Married to Mariah.
- X Born Rod Christopher Godwin on February 27, 1996 in Philadelphia, Pennsylvania.

COMMUNITY:

- X In 2020, supported his Team Godwin Foundation as part of the NFL's My Cause, My Cleats initiative.
- X In 2019, Godwin launched his foundation. The Team Godwin Foundation helps provide at-risk children and animals a second chance through advocacy and financial support.
- X Godwin sat in on bail and probation hearings at the Hillsborough County Courthouse to gain perspective on the criminal justice system.
- X As a response to COVID-19, Godwin invited Bucs fans to send him a tweet shouting out an unsung hero and rewarded first responders around the country.
- X In November 2019, launched the Team Godwin Foundation, an organization designed to provide financial assistance to local shelter and rescue groups.
- X In December 2017, visited Lopez Elementary School in Seffner to present a \$10,000 Fuel Up to Play 60 Hometown Grant, an initiative developed by the NFL to provide grants to support physical activity and nutrition programs in school districts.
- X In December 2017, visited patients battling illness at All Children's Hospital in St. Petersburg to raise their spirits during the holidays.
- X In June 2017, toured MacDill Air Force Base to greet military servicemen and servicewomen and learn about the important role that the base plays in the Tampa community and beyond.
- X In June 2017, went go-karting with first-year members from Tampa Fire Rescue.

GODWIN'S GAME-BY-GAME STATISTICS

2023

DATE	OPP	NO	RECEIVING				TD	ATT	RUSHING			
			YDS	AVG	LG				YDS	AVG	LG	TD
Sept. 10	@MIN	5	51	10.2	16		0	0	0	-	-	0
Sept. 17	CHI	5	58	11.6	24		0	0	0	-	-	0
Sept. 25	PHI	3	32	10.7	18		0	0	0	-	-	0
Oct. 1	@NO	8	114	14.3	42		0	0	0	-	-	0
Oct. 15	DET	6	77	12.8	23		0	0	0	-	-	0
Oct. 22	ATL	6	66	11.0	33		0	0	0	-	-	0
Oct. 26	@BUF	5	54	10.8	31		1	1	14	14.0	14	0
Nov. 5	@HOU	2	16	8.0	15		0	0	0	-	-	0
Nov. 12	TEN	4	54	13.5	17		0	0	0	-	-	0
Nov. 19	@SF	6	39	6.5	11		0	0	0	-	-	0
Nov. 26	@IND	3	45	15.0	21		0	0	0	-	-	0
Dec. 3	CAR	0	0	0.0	0		0	1	19	19.0	19	1
Dec. 10	@ATL	5	53	10.6	32		0	0	0	-	-	0
Dec. 17	@GB	10	155	15.5	25		0	0	0	-	-	0
Dec. 24	JAC	6	78	13.0	22		0	1	1	1.0	1	0
Dec. 31	NO	3	81	27.0	47t		1	0	0	-	-	0
Jan. 7	@CAR	6	51	8.5	14		0	1	4	4.0	4	0
TOTALS		83	1,024	12.3	47t		2	4	38	9.5	19	1

POSTSEASON

Jan. 15	PHI	4	45	11.3	23t		1	0	0	-	-	0
Jan. 21	@DET	4	40	10.0	17		0	0	0	-	-	0
TOTALS		8	85	10.6	23t		1	0	0	-	-	0

GODWIN'S CAREER STATISTICS

YEAR	TEAM	GP	GS	RECEIVING				LG	TD	RUSHING			
				NO	YDS	AVG				ATT	YDS	AVG	LG
2017	Tampa Bay	16	2	34	525	15.4	70	1	0	0	-	-	0
2018	Tampa Bay	16	5	59	842	14.3	48	7	0	0	-	-	0
2019	Tampa Bay	14	14	86	1,333	15.5	71t	9	1	8	8.0	8	0
2020	Tampa Bay	12	12	65	840	12.9	47	7	0	0	-	-	0
2021	Tampa Bay	14	14	98	1,103	11.3	44	5	4	21	5.3	9	1
2022	Tampa Bay	15	13	104	1,023	9.8	44	3	3	5	1.7	2	0
2023	Tampa Bay	17	17	83	1,024	12.3	47t	2	4	38	9.5	19t	1
NFL Totals		104	77	529	6,690	12.6	71t	34	12	72	6.0	19t	2
Postseason													
YEAR	TEAM	GP	GS	Receiving				LG	TD	Rushing			
				NO	YDS	AVG			ATT	YDS	AVG	LG	TD
2020	Tampa Bay	4	4	16	232	14.5	52	1	0	0	-	-	0
2022	Tampa Bay	1	1	10	85	8.5	16	0	0	0	-	-	0
2023	Tampa Bay	2	2	8	85	10.6	23t	1	0	0	-	-	0
NFL Totals		7	7	34	402	11.8	52	2	0	0	-	-	0

SINGLE-GAME HIGHS

Receptions: 15, at Atlanta, 12/5/21
Receiving Yards: 184, at Atlanta, 11/24/19
Receiving TDs: 2, four times, last at Atlanta, 11/24/19
Long Reception: 71t, at Atlanta, 11/24/19

ADDITIONAL STATS

ST Tackles: 7 - 1 in 2018; 6 in 2017
ST Fumble Recoveries: 1 - 1 in 2017
Fumbles-Lost: 7-3 - 2-2 in 2021; 1-0 in 2020; 4-1 in 2018
Misc. Tackles: 15 - 1 in 2022; 1 in 2021; 2 in 2020; 6 in 2019; 4 in 2018; 1 in 2017

#67 LUKE GOEDEKE

GUARD

HT: 6-5 WT: 312

DOB: 11/21/98

NFL: 3RD YEAR

ACQ: D2B, 2022

COLLEGE: CENTRAL MICHIGAN




ACQUIRED BY BUCS:

- X Selected in the second round (57th overall) of the 2022 NFL Draft by the Buccaneers.

2023 HIGHLIGHTS:

- X Started at right tackle in the Week 1 win at Minnesota, contributing to an offensive line that generated 242 net yards of offense. Tampa Bay's offense outgained Minnesota 147-82 in the second half as the Buccaneers held a 20:03 - 9:57 time of possession advantage.
- X Started at right tackle in the Week 2 victory over Chicago, contributing to an offensive line that helped generate 437 net yards of offense. Tampa Bay's 437 yards in Week 2 marked the fifth-highest output by any team through the first two weeks of the season.
- X Started at right tackle in Week 3 vs. Philadelphia, playing all 44 offensive snaps.
- X Started at right tackle in the Week 4 victory at New Orleans, playing all 71 offensive snaps and contributing to an offense that scored 26 points and snapped New Orleans' streak of 11 straight games allowing 20-or-fewer points.
- X Started at right tackle in Week 6 vs. Detroit and played all 56 offensive snaps.
- X In Week 7 vs. Atlanta, started at right tackle and played all 73 offensive snaps.
- X Started at right tackle in Week 8 at Buffalo, playing all 69 offensive snaps.
- X Started at right tackle in Week 9 at Houston, playing all 66 offensive snaps and contributing to an offense that generated 332 net yards of offense.

- X In Week 9, Goedeke was Tampa Bay's highest graded offensive player according to Pro Football Focus, earning an 82.1 grade.
- X In the Week 10 victory over Tennessee, started at right tackle and played all 65 offensive snaps, contributing to an offensive line that helped produce 340 net yards of offense.
- X Started at right tackle and played all 71 offensive snaps in Week 11 at San Francisco.
- X In Week 12 at Indianapolis, started at right tackle and played all 60 offensive snaps.
- X Started at right tackle in the Week 13 victory over Carolina, playing all 62 offensive snaps and contributing to an offensive line that generated a then-season-high 128 rushing yards.
- X Started at right tackle in the Week 14 win in Atlanta, playing all 68 offensive snaps and contributing to an offensive line that generated a then-season-high 148 rushing yards. It marked the third consecutive game in which Tampa Bay produced a season-high in rushing yards.
- X In the Week 15 victory at Green Bay, started at right tackle, playing all 62



offensive snaps and contributing to an offensive line that helped produce a then-season-high 452 net yards of offense.

- X In the Week 16 win over Jacksonville, started at right tackle, playing all 74 offensive snaps and contributing to an offensive line that produced 335 net yards of offense and held a season-high 37:07 – 22:53 time of possession advantage.
- X Played all 56 offensive snaps at right tackle in Week 17 vs. New Orleans, contributing to an offensive line that helped produce 7.0 yards per play.
- X In the division-clinching Week 18 victory at Carolina, played all 65 offensive snaps at right tackle and contributed to an offensive line that helped produce over 100 rushing yards in a game for the sixth time in 2023.
- X In the Wild Card round victory over Philadelphia, started at right tackle, contributing to an offense that helped produce the largest yardage differential in a playoff game in team history (+150).
- X In the Divisional round contest at Detroit, started at right tackle and contributed to an offense that generated 408 net yards of offense – the third-highest single-game mark in club postseason history.

COLLEGE:

- X Started all 24 collegiate games he played at Central Michigan over four seasons (2018-21), earning first-team All-MAC honors in his final season.
- X Earned honorable mention All-America recognition from Pro Football Focus in 2021, while starting on a line that blocked for the nation’s leading rusher, Lew Nichols III (1,848 total yards/142.2 yards per game), as well as a unit that ranked third in the Mid-American Conference in both total offense (443.4 ypg) and passing offense (265.4 ypg).

- X Selected to play in the 2022 Senior Bowl.
- X Missed the 2020 season due to injury.
- X Redshirted in 2018 as he transitioned from tight end to offensive tackle.
- X Prior to arriving at Central Michigan, Goedeke spent one season as a tight end at the University of Wisconsin-Stevens Point (2017), recording 12 receptions for 132 yards.

PERSONAL:

- X Attended Valders High School (Valders, Wisconsin).



GOEDEKE’S CAREER STATISTICS

Games/Starts: 2022: 11/8 (P:1/1); 2023: 17/17 (P: 2/2)
Career Totals: 28/25 (P: 3/3)

#91 MIKE GREENE

DEFENSIVE TACKLE

HT: 6-3 WT: 293

DOB: 5/3/99

NFL: 2ND YEAR

ACQ: FA, 2022

COLLEGE: JAMES MADISON



ACQUIRED BY BUCS:

- X Signed by Tampa Bay as a college free agent on May 16, 2022 following his participation in Rookie Minicamp as a tryout player.

2023 HIGHLIGHTS:

- X Appeared in a reserve capacity on defense and special teams in the week 1 victory at Minnesota, logging 30 defensive snaps and three special teams snaps. Finished with one tackle.
- X Earned his first career start in the Week 2 victory over Chicago, logging 25 defensive snaps and finishing with one tackle.
- X Started at defensive end in Week 3 vs. Philadelphia, playing 32-of-78 defensive snaps.
- X In the Week 4 victory at New Orleans, played 24-of-65 defensive snaps and finished with one tackle.
- X Appeared on special teams and in a reserve capacity on defense in Week 6 vs. Detroit, playing 16-of-70 defensive snaps.
- X Appeared on special teams and in a reserve capacity on defense in Week 7 vs. Atlanta, playing six defensive snaps.
- X In Week 8 at Buffalo, appeared on special teams and in a reserve capacity on defense.
- X Appeared on special teams and in a reserve capacity on defense in Week 9 at Houston, playing nine defensive snaps and finishing with one tackle.
- X Appeared on special teams and in a reserve capacity on defense in the Week 10 victory over Tennessee, playing six defensive snaps and finishing with one tackle.

- X In Week 11 at San Francisco, played nine defensive snaps and finished with one tackle.
- X Was inactive for Week 12 at Indianapolis.
- X Was placed on Injured Reserve prior to the Week 13 game vs. Carolina, and missed the rest of the season.

COLLEGE:

- X Appeared in 57 career games over five seasons at James Madison (2017-21), amassing 177 tackles (39 for loss), 18.0 sacks, four passes defended, two forced fumbles and one fumble recovery.
- X Finished his collegiate career starting all 12 games in 2021 and receiving second-team All-CAA recognition after recording 56 tackles (12 for loss), 5.0 sacks and two passes defended.
- X Earned first-team All-America honors in his true senior season (2020-21), leading the Colonial Athletic Association (CAA) in tackles for loss (10.5) on his way to CAA Co-Defensive Player of the Year honors. He was also named first-team All-CAA after posting 25 tackles 3.0 sacks and two passes defended in addition to his 10.5 tackles for loss.
- X Secured the first all-conference selection of his career in his junior season in 2019, earning third-team All-CAA after totaling 53 tackles (11 for loss), 7.5 sacks and one forced fumble, while starting all 16 games.
- X Started all 13 games as a sophomore in 2018, notching 41 tackles (5.5 for loss), 2.5 sacks, one forced fumble and one fumble recovery.
- X Played in nine games as a true freshman in 2017, making his collegiate debut vs. Norfolk State (9/16/17).

X Graduated with a bachelor’s degree in health services administration.

PERSONAL:

X Attended Highland Springs High School (Richmond, Virginia), where he helped lead his team to consecutive Virginia High School League (VHSL) 5A state championships in his junior and senior seasons.

GREENE'S GAME-BY-GAME STATISTICS

2023		TACKLES							INTERCEPTIONS					FUMBLES			ST TACKLES		
DATE	OPP	T	S	A	TFL	SK	YDS	QH	NO	YDS	LG	TD	PD	FF	FR	YDS	T	S	A
Sept. 10	@MIN	1	1	0	0	0.0	0.0	0	0	0	0	0	0	0	0	0	0	0	0
Sept. 17	CHI	1	0	1	0	0.0	0.0	0	0	0	0	0	0	0	0	0	0	0	0
Sept. 25	PHI	0	0	0	0	0.0	0.0	0	0	0	0	0	0	0	0	0	0	0	0
Oct. 1	@NO	1	1	0	0	0.0	0.0	0	0	0	0	0	0	0	0	0	0	0	0
Oct. 15	DET	0	0	0	0	0.0	0.0	0	0	0	0	0	0	0	0	0	0	0	0
Oct. 22	ATL	0	0	0	0	0.0	0.0	0	0	0	0	0	0	0	0	0	0	0	0
Oct. 26	@BUF	0	0	0	0	0.0	0.0	0	0	0	0	0	0	0	0	0	0	0	0
Nov. 5	@HOU	1	0	1	0	0.0	0.0	0	0	0	0	0	0	0	0	0	0	0	0
Nov. 12	TEN	1	0	1	0	0.0	0.0	0	0	0	0	0	0	0	0	0	0	0	0
Nov. 19	@SF	1	0	1	0	0.0	0.0	0	0	0	0	0	0	0	0	0	0	0	0
Nov. 26	@IND								Inactive										
Dec. 3	CAR								Injured Reserve										
Dec. 10	@ATL								Injured Reserve										
Dec. 17	@GB								Injured Reserve										
Dec. 24	JAC								Injured Reserve										
Dec. 31	NO								Injured Reserve										
Jan. 7	@CAR								Injured Reserve										
TOTALS		6	2	4	0	0.0	0.0	0	0	0	0	0	0	0	0	0	0	0	0

GREENE'S CAREER STATISTICS

Year	Team			Tackles					INT					Fumbles			ST Tackles		
		GP	GS	T	S	A	Sk	Yds	No	Yds	Lg	TD	PD	FF	FR	Yds	T	S	A
2023	Tampa Bay	10	2	6	2	4	0.0	0.0	0	0	0	0	0	0	0	0	0	0	0
NFL Totals		10	2	6	2	4	0.0	0.0	0	0	0	0	0	0	0	0	0	0	0

#56

RANDY GREGORY

OUTSIDE LINEBACKER

HT: 6-5 **WT:** 255

DOB: 11/23/1992

NFL: 7TH YEAR

ACQ: UFA (SF), 2024

COLLEGE: NEBRASKA



TRANSACTIONS

- X Originally entered the NFL as a second-round pick (60th overall) by the Dallas Cowboys in the 2015 NFL Draft.
- X Signed with the Denver Broncos as an unrestricted free agent on March 18, 2022.
- X Was traded by the Broncos to the San Francisco 49ers on Oct. 6, 2023.
- X Signed by the Tampa Bay Buccaneers as an unrestricted free agent on April 3, 2024.

CAREER HIGHLIGHTS:

- X Has appeared in 72 career games, making 18 starts, between the Dallas Cowboys (2015-21), Denver Broncos (2022-23), and San Francisco 49ers (2023). Has totaled 117 tackles (27 for loss), 69 quarterback hits, 22.0 sacks, 10 forced fumbles, three passes defended and two fumble recoveries.
- X Has played in six career postseason contests, making one start and logging 12 tackles (two for loss) and three quarterback hits.
- X Established career highs in tackles (25), sacks (6.0), and tackles for loss (seven) in 2018.
- X Made his first career start in Week 17 of the 2018 season against the New York Giants (12/30/18)
- X Recorded his first career sack in Week 17 of the 2017 season against the Philadelphia Eagles (1/1/17)
- X Made his NFL debut in Week 1 of the 2015 season against the New York Giants (9/13/15).

2023 HIGHLIGHTS:

- X Appeared in 16 games between the Denver Broncos (four games) and

the San Francisco 49ers (12 games), finishing with 20 tackles (six for loss), 10 quarterback hits, 3.5 sacks and one pass defended.

COLLEGE:

- X Appeared in 24 games over two seasons at Nebraska (2013-14), logging 120 tackles, 17.5 sacks, two interceptions (33 yds., 1 TD), four passes defended, two forced fumbles and one fumble recovery.
- X As a sophomore at Nebraska in 2013, Gregory appeared in 13 games and logged 66 tackles (19.0 for loss), 10.5 sacks, one interception (33 yds., 1 TD), one pass defended, one forced fumble and one fumble recovery.
- X In his junior year in 2014, Gregory played 11 games and finished with 54 tackles (10.0 for loss), 7.0 sacks, three passes defended, one interception and one forced fumble.
- X Earned first-team All-Big Ten honors in each of his two collegiate seasons with the Cornhuskers.
- X Was named Nebraska Defensive MVP in 2013.
- X Prior to attending Nebraska, Gregory spent two seasons at Arizona Western College (2011-12).

PERSONAL:

- X Attended Hamilton Southeastern High School (Fisher, Ind.), where he was a two-sport athlete in football and basketball.
- X Concluded his high school career ranked as one of the top 15 players in the state of Indiana.
- X His father, Ken, played college football at Northwestern University

GREGORY'S CAREER STATISTICS

Year	Team	Tackles						INT				Fumbles				ST Tackles			
		GP	GS	T	S	A	Sk	Yds	No	Yds	Lg	TD	PD	FF	FR	Yds	T	S	A
2015	Dallas	12	0	11	7	4	0.0	0.0	0	0	0	0	0	0	0	0	0	0	0
2016	Dallas	2	0	9	8	1	1.0	8.0	0	0	0	0	0	0	0	0	0	0	0
2018	Dallas	14	1	25	19	6	6.0	26.0	0	0	0	0	0	2	1	0	0	0	0
2020	Dallas	10	0	21	15	6	3.5	30.0	0	0	0	0	1	3	0	0	0	0	0
2021	Dallas	12	11	19	15	4	6.0	40.0	1	12	12	0	1	3	1	0	0	0	0
2022	Denver	6	3	12	7	5	2.0	17.0	0	0	0	0	0	2	0	0	0	0	0
2023	Denver	4	3	9	4	5	1.0	5.0	0	0	0	0	1	0	0	0	0	0	0
2023	San Francisco	12	0	11	10	1	2.5	18.0	0	0	0	0	0	0	0	0	0	0	0
2023	TOTAL	16	3	20	14	6	3.5	23.0	0	0	0	0	1	0	0	0	0	0	0
NFL Totals		72	18	117	85	32	22.0	144.0	1	12	12	0	3	10	2	0	0	0	0

SINGLE-GAME HIGHS

Tackles: 7, at Philadelphia, 1/1/17 (w/ Dallas)
Sacks: 2.0, three times, last at New England, 10/17/21 (w/ Dallas)
Passes Defensed: 1, three times, last vs. Washington, 9/17/23 (w/ Denver)
Fumble Recovery: 1, twice, last at Tampa Bay, 9/9/21 (w/ Dallas)
Forced Fumble: 3, vs. Philadelphia, 12/27/20 (w/ Dallas)

#70 ROBERT HAINSEY

OFFENSIVE LINE
HT: 6-4 **WT:** 206
DOB: 8/12/98
NFL: 4TH YEAR
ACQ: D3, 2021
COLLEGE: NOTRE DAME



ACQUIRED BY BUCS:

- X Selected in the third round (95th overall) of the 2021 NFL Draft by the Buccaneers.

2023 HIGHLIGHTS:

- X Started at center in the Week 1 win at Minnesota, contributing to an offensive line that generated 242 net yards of offense. Tampa Bay's offense outgained Minnesota 147-82 in the second half as the Buccaneers held a 20:03 - 9:57 time of possession advantage.
- X Started at center in the Week 2 victory over Chicago, contributing to an offensive line that helped generate 437 net yards of offense. Tampa Bay's 437 yards in Week 2 marked the fifth-highest output by any team through the first two weeks of the season.
- X Started at center in Week 3 vs. Philadelphia, playing all 44 offensive snaps.
- X Started at center in the Week 4 victory at New Orleans, playing all 71 offensive snaps and contributing to an offense that scored 26 points and snapped New Orleans' streak of 11 straight games allowing 20-or-fewer points.
- X Started at center in Week 6 vs. Detroit and played all 56 offensive snaps.
- X In Week 7 vs. Atlanta, started at center and played all 73 offensive snaps.
- X In Week 8 at Buffalo, started at center and played all 69 offensive snaps.
- X Started at center in Week 9 at Houston, playing all 66 offensive snaps and contributing to an offense that generated 332 net yards of offense.
- X In the Week 10 victory over Tennessee, started at center and played all 65 offensive snaps, contributing to an

offensive line that helped produce 340 net yards of offense.

- X Started at center and played all 71 offensive snaps in Week 11 at San Francisco.
- X In Week 12 at Indianapolis, started at center and played all 60 offensive snaps.
- X Started at center in the Week 13 victory over Carolina, playing all 62 offensive snaps and contributing to an offensive line that generated a then-season-high 128 rushing yards.
- X Started at center in the Week 14 win in Atlanta, playing all 68 offensive snaps and contributing to an offensive line that generated a then-season-high 148 rushing yards. It marked the third consecutive game in which Tampa Bay produced a season-high in rushing yards.
- X In the Week 15 victory at Green Bay, started at center, playing all 62 offensive snaps and contributing to an offensive line that helped produce a then-season-high 452 net yards of offense.
- X In the Week 16 win over Jacksonville, started at center, playing all 74 offensive snaps and contributing to an offensive line that produced 335 net yards of offense and held a season-high 37:07 - 22:53 time of possession advantage.
- X Played all 56 offensive snaps at center in Week 17 vs. New Orleans, contributing to an offensive line that helped produce 7.0 yards per play.
- X In the division-clinching Week 18 victory at Carolina, played all 65 offensive snaps at center and contributed to an offensive line that helped produce over 100 rushing yards in a game for the sixth time in 2023.

- X In the Wild Card round victory over Philadelphia, started at center, contributing to an offense that helped produce the largest yardage differential in a playoff game in team history (+150).
- X In the Divisional round contest at Detroit, started at center and contributed to an offense that generated 408 net yards of offense – the third-highest single-game mark in club postseason history.

COLLEGE:

- X Started 34-of-46 games at Notre Dame (2017-20).
- X As a senior in 2020, was named Team Captain, Senior Class first-team All-American and second-team All-ACC, while finishing as a finalist for the Senior CLASS Award and was part of an offensive line that finished as a finalist for the Joe Moore Award, given annually to the Most Outstanding Offensive Line Unit.
- X Started all 12 games in 2020, en route to the Fighting Irish's berth in the College Football Playoff.

- X In 2019, started the first eight games of the season before suffering a season-ending injury. Named team captain, Notre Dame Offensive Lineman of the Year and was part of the offensive line named to the Joe Moore Award Midseason Honor Roll.
- X Started all 13 games as a sophomore in 2018.
- X As a freshman (2017), saw action in all 13 games, with one start, as part of the Notre Dame offensive line that won the Joe Moore Award. The Fighting Irish offense ranked seventh in the FBS in rushing yards per game (269.3 avg.), establishing school records for rushing yards (3,503) and yards per carry (6.3 avg.).
- X Majored in finance.

PERSONAL:

- X Attended IMG Academy (Bradenton, Florida).
- X Named 2016 American Family Insurance first-team All-USA Virginia.
- X Selected to participate in 2016 Under Armour All-American Game in St. Petersburg, Florida.

HAINSEY'S CAREER STATISTICS

Games/Starts: 2021: 9/0 (P: 2/0); 2022: 17/17; 2023: 17/17 (P: 2/2)
Career Totals: 43/34 (P: 4/2)

#34 BRYCE HALL

CORNERBACK
HT: 6-1 **WT:** 202
DOB: 11/5/97
NFL: 5TH YEAR
ACQ: UFA (NYJ), 2024
COLLEGE: VIRGINIA



TRANSACTIONS:

- X Originally entered the NFL as a fifth-round pick (158th overall) by the New York Jets in the 2020 NFL Draft.
- X Signed with the Tampa Bay Buccaneers as an unrestricted free agent on March 15, 2024.

CAREER HIGHLIGHTS:

- X Has appeared 39 career games, making 26 starts, and amassing 122 tackles (five for loss), 21 passes defended, 4.0 sacks, two interceptions, two quarterback hits and one fumble recovery.
- X Established career highs in 2021 when he recorded 79 tackles and 16 passes defended.
- X Recorded his first career interception in Week 15 of the 2020 season against the Los Angeles Rams (12/20/20).
- X Made his first career start in Week 11 of the 2020 season against the Los Angeles Chargers (11/22/20).
- X Made his NFL debut in Week 9 of the 2020 NFL season against the New England Patriots (11/9/2020).

2023 HIGHLIGHTS:

- X Appeared in nine games, making two starts, for the New York Jets. He finished with seven tackles, two passes defended, one interception and one fumble recovery.

COLLEGE:

- X Played in 44 games, making 39 starts, at the University of Virginia and finishing with 154 tackles (9.5 for loss), 39 passes defended, five interceptions 4.0 sacks, three forced fumbles, two fumble recoveries.

- X Was voted a team captain by his teammates.
- X Was a finalist for the Jason Witten Collegiate Man of the Year Award as a senior.
- X As a senior in 2019, played in six games and logged 20 tackles, four passes defended and 1.0 sack.
- X During his junior season in 2018, appeared in 13 games, recording 62 tackles, 22 passes defended, two interceptions, two forced fumbles, 2.0 sacks and one fumble recovery. His 22 passes defended led the nation.
- X Played in 13 games as a sophomore in 2017, totaling 47 tackles, nine passes defended, one interception, one forced fumble and 1.0 sack.
- X As a freshman in 2016, appeared in 12 games and recorded 25 tackles, four passes defended and two interceptions.
- X Originally committed without a position and transitioned to defensive back.

PERSONAL:

- X Attended Bishop McDevitt High School (Harrisburg, Penn.), where he played wide receiver and defense back.
- X Earned first-team Class AAA all-state honors in 2015 from the Pennsylvania writers after leading his team with 54 receptions and 1,108 receiving yards.
- X Finished his high school career with 137 receptions for 2,386 yards and 35 touchdowns.

HALL'S CAREER STATISTICS

Year	Team	Tackles						INT					Fumbles				ST Tackles		
		GP	GS	T	S	A	Sk	Yds	No	Yds	Lg	TD	PD	FF	FR	Yds	T	S	A
2020	N.Y. Jets	8	7	36	33	3	0.0	0.0	1	20	20	0	3	0	0	0	0	0	0
2021	N.Y. Jets	17	17	79	66	13	0.5	4.0	0	0	0	0	16	0	0	0	0	0	0
2022	N.Y. Jets	5	0	0	0	0	0.0	0.0	0	0	0	0	0	0	0	0	0	0	0
2023	N.Y. Jets	9	2	7	5	2	0.0	0.0	1	5	5	0	2	0	1	0	0	0	0
NFL Totals		39	26	122	104	18	0.5	4.0	2	25	20	0	21	0	1	0	0	0	0

SINGLE-GAME HIGHS

Tackles: 9, vs. Tampa Bay, 1/2/22
Interceptions: 1, twice, last vs. Philadelphia, 10/15/23
Passes Defended: 3, twice, last at Miami, 12/19/21
Fumble Recovery: 1, at Denver, 10/8/23

#90 LOGAN HALL

DEFENSIVE LINEMAN

HT: 6-6 WT: 283

DOB: 4/22/00

NFL: 3RD YEAR

ACQ: D2A, 2022

COLLEGE: HOUSTON



ACQUIRED BY BUCS:

- X Selected in the second round (33rd overall) of the 2022 NFL Draft by the Buccaneers.

CAREER HIGHLIGHTS:

- X Has appeared in 33 career games, making 13 starts, and amassing 34 tackles (seven for loss), seven quarterback hits, 3.0 sacks, two passes defended and two fumble recoveries.
- X Has appeared in three career postseason games, making two starts and recording three tackles.

2023 HIGHLIGHTS:

- X Logged his first career start in the Week 1 win at Minnesota and logged 40 defensive snaps, highest among all down linemen for the Buccaneers. Finished with two tackles (one for loss).
- X Started at defensive end in the Week 2 victory over Chicago, logging 34 defensive snaps and finishing with one tackle, one quarterback hit, one pass defended and 0.5 sacks.
- X Started at defensive end in Week 3 vs. Philadelphia, playing 48-of-78 defensive snaps and finishing with two tackles.
- X In the Week 4 victory at New Orleans, started at defensive tackle and played 41-of-65 defensive snaps. Finished with one tackle and his first career fumble recovery.
- X Started at defensive end and played 33-of-70 defensive snaps in Week 6 vs. Detroit. Finished with one tackle.
- X Started at defensive end in Week 7 vs. Atlanta, playing 43-of-65 defensive snaps.

- X Appeared in a reserve capacity in Week 8 at Buffalo, playing 18 defensive snaps.
- X Was inactive for Week 9 at Houston.
- X In the Week 10 victory over Tennessee, played 31 defensive snaps.
- X Played 40-of-60 defensive snaps in Week 11 at San Francisco and logged a then-season-high-tying two tackles.
- X In Week 12 against Indianapolis, appeared in a reserve capacity on defense.
- X In the Week 13 victory over Carolina, played 23-of-72 defensive snaps and finished with a then-season-high-tying two tackles (one for loss).
- X In the Week 14 victory in Atlanta, played 32-of-72 defensive snaps and finished with three tackles.
- X Started in the Week 15 victory at Green Bay, playing 27-of-60 defensive snaps and recording his second career fumble recovery.
- X Started in the Week 16 win over Jacksonville, playing 31-of-66 defensive snaps.
- X Recorded a career high in tackles in Week 17 vs. New Orleans, playing 44-of-70 defensive snaps and finishing with four tackles.



- X In the Week 18 victory at Carolina, logged a career high in tackles for the second consecutive week, finishing the game with four tackles across 28 defensive snaps. Contributed to a defense that recorded Tampa Bay's first shutout since Nov. 21, 2010 at San Francisco.
- X In the Wild Card round victory over Philadelphia, started at defensive tackle and logged one tackle. Contributed to a defense that helped produce the largest postseason yardage differential in franchise history (+150)
- X In the Divisional round contest at Detroit, played 28-of-73 defensive snaps and logged one tackle.

COLLEGE:

- X Played in 46 games over four seasons at Houston (2018–21), recording 99 tackles (20.5 for loss), 8.0 sacks, one forced fumble and two blocked kicks.
- X Named first-team All-AAC honors in his final season in 2021.
- X Finished the 2021 season second in the American Athletic Conference in sacks (6.5), while leading his team with 13.5 tackles for loss.
- X Played 13 games as a senior in 2021, notching career highs in tackles (48), tackles for loss (13.5) and sacks (6.5), adding one blocked kick.
- X Appeared in eight games during the condensed 2020 season, recording 23, two tackles for loss and 1.0 sack.
- X During his sophomore season in 2019, amassed 14 tackles, two tackles for loss, a half-sack and one blocked kick.
- X Played in all 13 games as a true freshman in 2018, totaling 14 tackles, three tackles for loss and one forced fumble.
- X Started the Armed Forces Bowl vs. Army as a true freshman in 2018.

PERSONAL:

- X Attended Belton High School (Belton, Texas).

HALL'S GAME-BY-GAME STATISTICS

2023

DATE	OPP	TACKLES							INTERCEPTIONS					FUMBLES			ST TACKLES		
		T	S	A	TFL	SK	YDS	QH	NO	YDS	LG	TD	PD	FF	FR	YDS	T	S	A
Sept. 10	@MIN	2	1	1	1	0.0	0.0	0	0	0	0	0	0	0	0	0	0	0	0
Sept. 17	CHI	1	0	1	0	0.5	1.5	1	0	0	0	0	1	0	0	0	0	0	0
Sept. 25	PHI	2	2	0	0	0.0	0.0	0	0	0	0	0	0	0	0	0	0	0	0
Oct. 1	@NO	1	1	0	0	0.0	0.0	0	0	0	0	0	0	0	1	0	0	0	0
Oct. 15	DET	1	0	1	0	0.0	0.0	0	0	0	0	0	0	0	0	0	0	0	0
Oct. 22	ATL	0	0	0	0	0.0	0.0	0	0	0	0	0	0	0	0	0	0	0	0
Oct. 26	@BUF	0	0	0	0	0.0	0.0	0	0	0	0	0	0	0	0	0	0	0	0
Nov. 5	@HOU	Inactive																	
Nov. 12	TEN	0	0	0	0	0.0	0.0	0	0	0	0	0	0	0	0	0	0	0	0
Nov. 19	@SF	2	1	1	0	0.0	0.0	0	0	0	0	0	0	0	0	0	0	0	0
Nov. 26	@IND	0	0	0	0	0.0	0.0	0	0	0	0	0	1	0	0	0	0	0	0
Dec. 3	CAR	2	1	1	1	0.0	0.0	0	0	0	0	0	0	0	0	0	0	0	0
Dec. 10	@ATL	3	2	1	0	0.0	0.0	0	0	0	0	0	0	0	0	0	0	0	0
Dec. 17	@GB	0	0	0	0	0.0	0.0	0	0	0	0	0	0	0	1	0	0	0	0
Dec. 24	JAC	0	0	0	0	0.0	0.0	0	0	0	0	0	0	0	0	0	0	0	0
Dec. 31	NO	4	0	4	0	0.0	0.0	0	0	0	0	0	0	0	0	0	0	0	0
Jan. 7	@CAR	4	4	0	0	0.0	0.0	0	0	0	0	0	0	0	0	0	0	0	0
TOTALS		22	12	10	2	0.5	1.5	1	0	0	0	0	2	0	1	0	0	0	0
POSTSEASON																			
Jan. 15	PHI	1	1	0	0	0.0	0.0	0	0	0	0	0	0	0	0	0	0	0	0
Jan. 21	@DET	1	1	0	0	0.0	0.0	0	0	0	0	0	0	0	0	0	0	0	0
TOTALS		2	2	0	0	0.0	0.0	0	0	0	0	0	0	0	0	0	0	0	0

HALL'S CAREER STATISTICS

Year	Team	Tackles							INT					Fumbles			ST Tackles		
		GP	GS	T	S	A	Sk	Yds	No	Yds	Lg	TD	PD	FF	FR	Yds	T	S	A
2022	Tampa Bay	17	0	12	7	5	2.5	20.0	0	0	0	0	0	0	0	0	0	0	0
2023	Tampa Bay	16	13	22	12	10	0.5	1.5	0	0	0	0	2	0	2	0	0	0	0
NFL Totals		33	13	34	19	15	3.0	21.5	0	0	0	0	2	0	2	0	0	0	0
Playoffs																			
Year	Team	Tackles							INT					Fumbles			ST Tackles		
		GP	GS	T	S	A	Sk	Yds	No	Yds	Lg	TD	PD	FF	FR	Yds	T	S	A
2022	Tampa Bay	1	0	1	0	1	0.0	0.0	0	0	0	0	0	0	0	0	0	0	0
2023	Tampa Bay	2	2	2	2	0	0.0	0.0	0	0	0	0	0	0	0	0	0	0	0
Postseason		3	2	3	2	1	0.0	0.0	0	0	0	0	0	0	0	0	0	0	0

#32

JOSH HAYES

CORNERBACK

HT: 6-0 **WT:** 190

DOB: 4/24/99

NFL: 2ND YEAR

ACO: DGA, 2023

COLLEGE: KANSAS STATE



ACQUIRED BY BUCS:

- X Selected in the sixth round (181st overall) of the 2023 NFL Draft by the Tampa Bay Buccaneers.

CAREER HIGHLIGHTS:

- X Led the NFL in special teams tackles during the 2023 season, finishing with 14. His 14 special teams tackles marked the most by a Buccaneer since Russell Shepard recorded 14 in 2014.

2023 HIGHLIGHTS:

- X Finished the 2023 regular season with a league-leading 14 special teams tackles.
- X Made his NFL debut in the Week 1 win at Minnesota. Finished with a team-high-tying 23 special teams snaps, recording one special teams tackle.
- X Finished with a team-high-tying 20 special teams snaps in the Week 2 victory over Chicago.
- X In Week 3 vs. Philadelphia, finished with a team-high-tying 19 special teams snaps.
- X Logged a team-high-tying 21 special teams snaps in the Week 4 victory at New Orleans.
- X Played a team-high-tying 21 special teams snaps in Week 6 vs. Detroit, finishing with one special teams tackle.
- X Appeared on special teams in Week 7 vs. Atlanta, playing 14 special teams snaps.
- X In Week 8 at Buffalo, logged 16 special teams snaps and logged a then-career-high two special teams snaps.
- X Appeared on special teams in Week 9 at Houston, playing 18 special teams snaps and finishing with two special teams tackles.

- X Was inactive for Week 10 vs. Tennessee.
- X In Week 11 at San Francisco, played 15 defensive snaps and recorded his first career defensive tackles, finishing with three. Also added two special teams tackles.
- X Appeared on special teams in Week 12 at Indianapolis.
- X In the Week 13 victory over Carolina, played a team-high-tying 26 special teams snaps and recorded one special teams tackle.
- X Through 13 Weeks, Hayes ranked fourth in the NFL and first among all rookies with 10 special teams tackles.
- X In the Week 14 victory over Atlanta, appeared on special teams and in a reserve capacity on defense. Finished with one special teams tackle.
- X Was inactive for Week 15 at Green Bay.
- X In the Week 16 victory over Jacksonville, appeared on special teams and finished with one special teams tackle.
- X Through 16 weeks, Hayes led all rookies and ranked second in the NFL in special teams tackles with 12.
- X In Week 17 vs. New Orleans, appeared on special teams.
- X In the Week 18 victory at Carolina, appeared primarily on special teams and recorded two special teams tackles.
- X Appeared in a reserve capacity on defense and on special teams in the Wild Card round victory over the Philadelphia Eagles and the Divisional round contest at the Detroit Lions.

COLLEGE:

- X Appeared in 68 career games across six seasons between North Dakota State (2017-20), the University of Virginia (2021) and Kansas State University (2022).
- X In his collegiate career, amassed 204 tackles, 26 passes defended, three forced fumbles and two interceptions.
- X As a super senior at Kansas State in 2022, started 13 games and recorded 71 tackles (a career-high 5.5 for loss), seven passes defended and one forced fumble.
- X At the University of Virginia in 2021, appeared in three games and logged one tackle.
- X In 2020 at North Dakota State, appeared in six games, logging 30 tackles and three passes defended.
- X In 2019, started all 16 games at cornerback for a North Dakota State team that won the FCS National Championship. Earned second team All-Missouri Valley Football honors after recording 59 tackles, 10 passes defended, two interceptions and one forced fumble.
- X In 2018, appeared in 15 games and registered 28 tackles and three passes defended.
- X As a freshman in 2017, saw action in 15 games and tallied 15 tackles, three passes defended and one forced fumble.

PERSONAL:

- X Nephew of former Buccaneers linebacker Geno Hayes.
- X Originally from Lakeland, Fla., where he attended Lake Gibson High School.
- X Parents are Eugene and Dawn Hayes.
- X Has one sister, Sydney and one brother, Eugene Jr.
- X Has one daughter, Leilani.



HAYES' GAME-BY-GAME STATISTICS

2023		TACKLES							INTERCEPTIONS					FUMBLES			ST TACKLES		
DATE	OPP	T	S	A	TFL	SK	YDS	QH	NO	YDS	LG	TD	PD	FF	FR	YDS	T	S	A
Sept. 10	@MIN	0	0	0	0	0.0	0.0	0	0	0	0	0	0	0	0	0	1	1	0
Sept. 17	CHI	0	0	0	0	0.0	0.0	0	0	0	0	0	0	0	0	0	0	0	0
Sept. 25	PHI	0	0	0	0	0.0	0.0	0	0	0	0	0	0	0	0	0	0	0	0
Oct. 1	@NO	0	0	0	0	0.0	0.0	0	0	0	0	0	0	0	0	0	0	0	0
Oct. 15	DET	0	0	0	0	0.0	0.0	0	0	0	0	0	0	0	0	0	1	1	0
Oct. 22	ATL	0	0	0	0	0.0	0.0	0	0	0	0	0	0	0	0	0	0	0	0
Oct. 26	@BUF	0	0	0	0	0.0	0.0	0	0	0	0	0	0	0	0	0	3	3	0
Nov. 5	@HOU	0	0	0	0	0.0	0.0	0	0	0	0	0	0	0	0	0	2	1	1
Nov. 12	TEN	Inactive																	
Nov. 19	@SF	3	1	2	0	0.0	0.0	0	0	0	0	0	0	0	0	0	2	0	2
Nov. 26	@IND	0	0	0	0	0.0	0.0	0	0	0	0	0	0	0	0	0	0	0	0
Dec. 3	CAR	0	0	0	0	0.0	0.0	0	0	0	0	0	0	0	0	0	1	1	0
Dec. 10	@ATL	0	0	0	0	0.0	0.0	0	0	0	0	0	0	0	0	0	0	0	1
Dec. 17	@GB	Inactive																	
Dec. 24	JAC	0	0	0	0	0.0	0.0	0	0	0	0	0	0	0	0	0	1	1	0
Dec. 31	NO	0	0	0	0	0.0	0.0	0	0	0	0	0	0	0	0	0	0	0	0
Jan. 7	@CAR	0	0	0	0	0.0	0.0	0	0	0	0	0	0	0	0	0	2	0	2
TOTALS		3	1	2	0	0.0	0.0	0	0	0	0	0	0	0	0	0	14	8	6
POSTSEASON																			
Jan. 15	PHI	0	0	0	0	0.0	0.0	0	0	0	0	0	0	0	0	0	0	0	0
Jan. 21	@DET	0	0	0	0	0.0	0.0	0	0	0	0	0	0	0	0	0	0	0	0
TOTALS		0	0	0	0	0.0	0.0	0	0	0	0	0	0	0	0	0	0	0	0

HAYES' CAREER STATISTICS

		Tackles							INT					Fumbles			ST Tackles		
Year	Team	GP	GS	T	S	A	Sk	Yds	No	Yds	Lg	TD	PD	FF	FR	Yds	T	S	A
2023	Tampa Bay	15	0	3	1	2	0.0	0.0	0	0	0	0	0	0	0	0	14	8	6
NFL Totals		15	0	3	1	2	0.0	0.0	0	0	0	0	0	0	0	0	14	8	6
Playoffs									INT					Fumbles			ST Tackles		
Year	Team	GP	GS	T	S	A	Sk	Yds	No	Yds	Lg	TD	PD	FF	FR	Yds	T	S	A
2023	Tampa Bay	2	0	0	0	0	0.0	0.0	0	0	0	0	0	0	0	0	0	0	0
Postseason		2	0	0	0	0	0.0	0.0	0	0	0	0	0	0	0	0	0	0	0

#29 CHRISTIAN IZIEN

SAFETY

HT: 5-10 WT: 200

DOB: 6/8/00

NFL: 2ND YEAR

ACO: FA, 2023

COLLEGE: RUTGERS



ACQUIRED BY BUCS:

- X Signed by Tampa Bay as a college free agent on May 12, 2023.

2023 HIGHLIGHTS:

- X Made his NFL debut in the Week 1 win at Minnesota, logging 36 snaps, primarily at nickel corner, and finishing with three tackles, one interception and one pass defended.
- X Intercepted a Kirk Cousins pass attempt to K.J. Osborn on the goal line in Week 1, marking the sixth time in franchise history that a player recorded an interception in their first career game, and the first time since 2010.
- X With his interception in Week 1, Izien became the first undrafted Buccaneers rookie to interception a pass in a Week 1 NFL debut since Cecil Johnson did so in 1977 against the Philadelphia Eagles.
- X Logged 40 defensive snaps in the Week 2 victory over Chicago, finishing with four tackles (one for loss), one interception and one pass defended.
- X In Week 2 vs. Chicago, Izien became the fourth undrafted player since 1967 with an interception in each of his first two career games, joining Robert Lester in 2013, Ray Isom in 1987, and Bernard Wilson in 1979.
- X In Week 3 vs. Philadelphia, played 38-of-78 defensive snaps, finishing with six tackles. Also appeared on nine special teams snaps, logging two special teams tackles.
- X Made his first career start in the Week 4 victory at New Orleans, playing 47-of-65 defensive snaps. Finished with six tackles.

- X Played 37-of-70 defensive snaps in Week 6 vs. Detroit, adding 13 special teams snaps. Recorded five tackles.
- X In Week 7 vs. Atlanta, played 23-of-65 defensive snaps and finished with three tackles.
- X Started at nickel in Week 8 at Buffalo, playing 63-of-69 defensive snaps and recording two tackles.
- X In Week 9 at Houston, played 46-of-72 defensive snaps and finished with two tackles (one for loss).
- X In the Week 10 victory over Tennessee, played 42-of-63 defensive snaps and finished with two tackles and one quarterback hit.
- X Played 21-of-60 defensive snaps in Week 11 at San Francisco, finishing with one tackle.
- X Started in Week 12 at Indianapolis and played 56-of-73 defensive snaps, finishing with five tackles.
- X In the Week 13 victory over Carolina, started and played 62-of-72 defensive snaps, finishing with five tackles and one forced fumbles. His five solo tackles tied a then-season-high, and his forced fumble marked the first of his career.
- X In the Week 14 victory over Atlanta, played 34-of-72 defensive snaps and finished with two tackles.
- X Played 47-of-60 defensive snaps in the Week 15 victory at Green Bay, finishing with six tackles (one for loss), and one quarterback hit.
- X In the Week 16 victory over Jacksonville, played 63-of-66 defensive snaps and finished with six tackles.
- X Played 39-of-70 defensive snaps and recorded three tackles in Week 17 vs. New Orleans.

- X In the Week 18 victory at Carolina, played 24-of-52 snaps and recorded two tackles. Contributed to a defense that recorded Tampa Bay's first shutout since Nov. 21, 2010 at San Francisco.
- X In the Wild Card round victory over Philadelphia, appeared in a reserve capacity on defense and finished with two tackles. Contributed to a defense that helped produce the largest yardage differential in a postseason contest in franchise history (+150).
- X In the Divisional round contest at Detroit, played 31-of-73 defensive snaps and finished with four tackles.

COLLEGE:

- X Appeared in 46 games across four seasons (2019-2022) at Rutgers University, tallying 303 tackles, 15 pass defended, 1.5 sacks, four interceptions, and three fumble recoveries.
- X Started all 12 games his redshirt senior season (2022) amassing 84 tackles, four passes defended, and 1.5 sacks. Blocked a punt in the home opener versus Wagner (9/10).
- X Started all 13 games his redshirt junior season (2021) amassing 75 tackles and four passes defended.
- X Started all nine games his redshirt sophomore year (2020), recorded 66 tackles, four passes defended, four interceptions, and three fumble recoveries.
- X Played in all 12 games with seven starts his redshirt freshman year (2019) totaling 78 tackles and three passes defended. Tied for the team lead with 27 tackles against the pass and led the team in tackles four different games.
- X Redshirted his freshman year (2018).

PERSONAL:

- X Attended Erasmus Hall High School (Brooklyn, NY).
- X Played cornerback and wide receiver for Erasmus. Had back-to-back punt return touchdowns in games against DeWitt Clinton and Fort Hamilton.
- X Named All-City, All-Conference and Defensive Player of the Year as a senior in 2017 by the New York City Football Coaches Association.

- X Also competed indoor and outdoor track, running sprints and relays.



IZIEN'S GAME-BY-GAME STATISTICS

2023

DATE	OPP	TACKLES							INTERCEPTIONS					FUMBLES			ST TACKLES		
		T	S	A	TFL	SK	YDS	QH	NO	YDS	LG	TD	PD	FF	FR	YDS	T	S	A
Sept. 10	@MIN	3	2	1	0	0.0	0.0	0	1	14	14	0	1	0	0	0	0	0	0
Sept. 17	CHI	4	2	2	1	0.0	0.0	0	1	4	4	0	1	0	0	0	0	0	0
Sept. 25	PHI	6	5	1	0	0.0	0.0	0	0	0	0	0	0	0	0	0	2	1	1
Oct. 1	@NO	6	4	2	0	0.0	0.0	0	0	0	0	0	0	0	0	0	0	0	0
Oct. 15	DET	5	5	0	0	0.0	0.0	0	0	0	0	0	0	0	0	0	0	0	0
Oct. 22	ATL	3	2	1	0	0.0	0.0	0	0	0	0	0	0	0	0	0	0	0	0
Oct. 26	@BUF	2	1	1	0	0.0	0.0	0	0	0	0	0	0	0	0	0	0	0	0
Nov. 5	@HOU	2	1	1	1	0.0	0.0	0	0	0	0	0	0	0	0	0	0	0	0
Nov. 12	TEN	2	1	1	0	0.0	0.0	1	0	0	0	0	0	0	0	0	0	0	0
Nov. 19	@SF	1	1	0	0	0.0	0.0	0	0	0	0	0	0	0	0	0	0	0	0
Nov. 26	@IND	5	3	2	0	0.0	0.0	0	0	0	0	0	0	0	0	0	0	0	0
Dec. 3	CAR	5	5	0	0	0.0	0.0	0	0	0	0	0	0	1	0	0	0	0	0
Dec. 10	@ATL	2	2	0	0	0.0	0.0	0	0	0	0	0	0	0	0	0	0	0	0
Dec. 17	@GB	6	5	1	1	0.0	0.0	1	0	0	0	0	0	0	0	0	0	0	0
Dec. 24	JAC	6	4	2	0	0.0	0.0	0	0	0	0	0	0	0	0	0	0	0	0
Dec. 31	NO	3	1	2	0	0.0	0.0	0	0	0	0	0	0	0	0	0	0	0	0
Jan. 7	@CAR	2	2	0	0	0.0	0.0	0	0	0	0	0	0	0	0	0	0	0	0
TOTALS		63	46	17	3	0.0	0.0	2	2	18	14	0	2	1	0	0	2	1	1
POSTSEASON																			
Jan. 15	PHI	2	2	0	0	0.0	0.0	0	0	0	0	0	0	0	0	0	0	0	0
Jan. 21	@DET	4	3	1	0	0.0	0.0	0	0	0	0	0	0	0	0	0	0	0	0
TOTALS		6	5	1	0	0.0	0.0	0	0	0	0	0	0	0	0	0	0	0	0

IZIEN'S CAREER STATISTICS

Year	Team	Tackles							INT					Fumbles			ST Tackles		
		GP	GS	T	S	A	Sk	Yds	No	Yds	Lg	TD	PD	FF	FR	Yds	T	S	A
2023	Tampa Bay	17	4	63	46	17	0.0	0.0	2	18	14	0	2	1	0	0	2	1	1
NFL Totals		17	4	63	46	17	0.0	0.0	2	18	14	0	2	1	0	0	2	1	1
Playoffs																			
Year	Team	Tackles							INT					Fumbles			ST Tackles		
		GP	GS	T	S	A	Sk	Yds	No	Yds	Lg	TD	PD	FF	FR	Yds	T	S	A
2023	Tampa Bay	2	0	6	5	1	0.0	0.0	0	0	0	0	0	0	0	0	0	0	0
Postseason		2	0	6	5	1	0.0	0.0	0	0	0	0	0	0	0	0	0	0	0

#18

RAKIM JARRETT

WIDE RECEIVER

HT: 6-0 WT: 192

DOB: 1/24/01

NFL: 2ND YEAR

ACQ: FA, 2023

COLLEGE: MARYLAND



ACQUIRED BY BUCS:

- X Signed by Tampa Bay as a college free agent on May 12, 2023.

2023 HIGHLIGHTS:

- X Made his NFL debut in the Week 1 win at Minnesota, appearing in a reserve capacity on offense and on special teams. Logged six offensive snaps and five special teams snaps, tallying one carry on a jet sweep.
- X Appeared in a reserve capacity and on special teams in the Week 2 victory over Chicago, logging 17 offensive snaps and seven special teams snaps. Recorded his first career reception in the victory, logging one reception for seven yards.
- X In Week 3 vs. Philadelphia, appeared on special teams and in a reserve capacity on offense. Finished with 10 special teams snaps and six offensive snaps.
- X Played 13-of-71 offensive snaps in the Week 4 victory at New Orleans, finishing with one reception for three yards.
- X Appeared on special teams and in a reserve capacity on offense in Week 6 vs. Detroit, logging eight special teams snaps and seven offensive snaps.
- X In Week 7 vs. Atlanta, appeared in a reserve capacity on offense, playing 21-of-73 snaps.
- X Appeared on special teams and in a reserve capacity on offense in Week 8 at Buffalo, finishing with one reception for nine yards.
- X Appeared on special teams and in a reserve capacity on offense in Week 9 at Houston, finishing with 23 special teams snaps and eight offensive snaps.

- X In the Week 10 victory over Tennessee, appeared in a reserve capacity and offense, logging 14 offensive snaps and 13 special teams snaps.
- X Played 14-of-71 offensive snaps in Week 11 at San Francisco, finishing with one reception for 41 yards. The 41-yard catch marked the longest reception of the season for him.
- X Was inactive for Week 18 at Carolina.
- X Was inactive for the Wild Card round vs. Philadelphia and the Divisional round contest at Detroit.

COLLEGE:

- X Appeared in 28 games across three seasons (2020-2022) at University of Maryland, tallying 119 receptions for 1,552 yards (13.0 avg.) and 10 touchdowns. Also added eight carries for 25 yards.
- X Earned Honorable-Mention All-Big 12 all three seasons (2020-22).
- X Stands 11th in program history in career receptions (119), 12th in career touchdowns (10), and 13th in career yards (1,552).
- X Tallied at least one reception in 25 straight games.
- X Appeared in 11 games with seven starts as a junior (2022), recording 40 receptions for 471 yards and three touchdowns.
- X Started all 13 games as a sophomore in 2021, led team in receptions (62), yards (829), and touchdowns (five). His 62 receptions are tied with Stefon Diggs for the seventh-most in single season program history.
- X Started all four games he appeared in as a freshman in 2020, tallying 17 receptions for 252 yards and two

touchdowns. Ranked fifth among all freshman wide receivers in the FBS in receptions per game (4.3). Tallied five receptions for 144 yards and two touchdowns, including a 62-yarder and a 42-yarder, in a win over Penn State (11/7/20). His 144 yards were the third most receiving yards ever in a game by a Maryland freshman, trailing only Darius Heyward-Bey (175, 2006) and Stefon Diggs (152, 2012). First Maryland freshman with a 100-yard game and two touchdowns since Stefon Diggs in 2012.

PERSONAL:

- X Attended St. John's College High School (Washington, D.C.).
- X Earned the 2019 DC Gatorade Player of the Year and Washington Post All-Met Offensive Player of the Year after recording 60 receptions for 950 yards and seven touchdowns as a senior. Tallied 763 receiving yards and 11 touchdowns in 2018 as a junior.

JARRETT'S GAME-BY-GAME STATISTICS

2023												
DATE	OPP	NO	RECEIVING				TD	ATT	RUSHING			
			YDS	AVG	LG	YDS			AVG	LG	TD	
Sept. 10	@MIN	0	0	0	0	0	0	1	0	0.0	0	0
Sept. 17	CHI	1	7	7.0	7	0	0	0	0	0.0	0	0
Sept. 25	PHI	0	0	0	0	0	0	0	0	0.0	0	0
Oct. 1	@NO	1	3	3.0	3	0	0	0	0	0.0	0	0
Oct. 15	DET	0	0	0	0	0	0	0	0	0.0	0	0
Oct. 22	ATL	0	0	0	0	0	0	0	0	0.0	0	0
Oct. 26	@BUF	1	9	9.0	9	0	0	0	0	0.0	0	0
Nov. 5	@HOU	0	0	0	0	0	0	0	0	0.0	0	0
Nov. 12	TEN	0	0	0	0	0	0	0	0	0.0	0	0
Nov. 19	@SF	1	41	41.0	41	0	0	0	0	0.0	0	0
Nov. 26	@IND					Injured Reserve						
Dec. 3	CAR					Injured Reserve						
Dec. 10	@ATL					Injured Reserve						
Dec. 17	@GB					Injured Reserve						
Dec. 24	JAC					Injured Reserve						
Dec. 31	NO					Injured Reserve						
Jan. 7	@CAR					Inactive						
TOTALS		4	60	15.0	41	0	1	0	0.0	0	0	0
POSTSEASON												
Jan. 15	PHI					Inactive						
Jan. 21	@DET					Inactive						
TOTALS		-	-	-	-	-	-	-	-	-	-	-

JARRETT'S CAREER STATISTICS

YEAR	TEAM	GP	GS	RECEIVING				TD	ATT	RUSHING			
				NO	YDS	AVG	LG			YDS	AVG	LG	TD
2023	Tampa Bay	10	0	4	60	15.0	41	0	1	0	0.0	0	0
NFL Totals		10	0	4	60	15.0	41	0	1	0	0.0	0	0

#53

VI JONES

LINEBACKER

HT: 6-2 WT: 225

DOB: 5/5/98

NFL: 2ND YEAR

ACQ: FA, 2024

COLLEGE: NORTH CAROLINA STATE



TRANSACTIONS:

- X Entered the league as a college free agent with the Seattle Seahawks in May 6, 2022.
- X Was waived by Seattle on Aug. 30, 2022 and re-signed to the teams' practice squad on Aug. 31, 2022.
- X Signed to Tampa Bay's practice squad on Nov. 22, 2023. Released on Jan. 9, 2024.
- X Signed a future contract with the Buccaneers on Jan. 30, 2024.

CAREER HIGHLIGHTS:

- X Appeared in three career games, all for the Seattle Seahawks, appearing primarily on special teams and in a reserve capacity on defense.

COLLEGE:

- X Appeared in 45 career games between the University of Southern California (2017-18) and North Carolina State University (2020-21), amassing 108 tackles, 9.0 sacks, four passes defended and one forced fumble.
- X Across two seasons at the University of Southern California, appeared in 22 games and logged 28 tackles and three passes defended.

- X Over two seasons at North Carolina State, appeared in 23 games and recorded 80 tackles, 9.0 sacks, one pass defended and one forced fumble.
- X Enjoyed his most successful season as a senior at North Carolina State, finishing with career highs in tackles (45) and sacks (6.0).

PERSONAL:

- X His father, Robert, was a starting linebacker for the Dallas Cowboys in the 1990s and won three Super Bowls.
- X His brothers Cayleb and Zay also both played in the NFL.
- X His uncle, Jeff Blake, also played in the NFL.

JONES' CAREER STATISTICS

Year	Team	Tackles							INT				Fumbles				ST Tackles		
		GP	GS	T	S	A	Sk	Yds	No	Yds	Lg	TD	PD	FF	FR	Yds	T	S	A
2022	Seattle	3	0	0	0	0	0.0	0.0	0	0	0	0	0	0	0	0	0	0	0
NFL Totals		3	0	0	0	0	0.0	0.0	0	0	0	0	0	0	0	0	0	0	0

#94 CALIJAH KANCEY

DEFENSIVE TACKLE
HT: 6-0 **WT:** 280
DOB: 3/1/01
NFL: 2ND YEAR
ACQ: D1, 2023
COLLEGE: PITTSBURGH

ACQUIRED BY BUCS:


- X Selected by the Tampa Bay Buccaneers in the first round (19th overall) of the 2023 NFL Draft.

AWARDS & ACCOLADES:

- X NFC Defensive Rookie of the Month (November 2023)

2023 HIGHLIGHTS:

- X Finished tied for second among all rookies in 2023 with 10 tackles for loss.
- X Made his NFL debut in the Week 1 win at Minnesota, starting at defensive tackle and logging 11 defensive snaps before leaving with injury. Recorded one quarterback hit.
- X Was inactive in Weeks 2-4.
- X In Week 6 vs. Detroit, played 40-of-70 defensive snaps and finished with three tackles (one for loss), two quarterback hits and 1.0 sack. It marked his first career sack.
- X Kancey became the first Buccaneer rookie to begin his career with consecutive games with at least one quarterback hit since Antoine Winfield Jr. did so in Weeks 1-3 of the 2020 season.
- X Since quarterback hit data became available in 2006, Kancey became just the third Buccaneer rookie to record a



quarterback hit in his first two career games, joining Winfield and Khalil Davis.

- X In Week 7 vs. Atlanta, played 40-of-65 defensive snaps and finished with one tackle and one quarterback hit.
- X Since QB hit data became available in 2006, Kancey became just the second Buccaneer rookie to record a quarterback hit in the first three games of his career, joining Antoine Winfield Jr. He was just the fourth rookie to accomplish the feat overall in the NFL in 2023.
- X In Week 8 at Buffalo, started at defensive tackle and played 41-of-69 defensive snaps.
- X In Week 9 at Houston, played a then-season-high 59-of-72 defensive snaps and finished with four tackles (three for loss), 1.0 sack and one quarterback hit.
- X Kancey's three tackles for loss in Week 9 were the most by a Buccaneers rookie in a single game since Vita Vea had three on Nov. 25, 2018 vs. San Francisco.
- X Through nine weeks, Kancey's 2.0 sacks were tied for fourth-most among rookies.
- X Through nine weeks, Kancey's four tackles for loss were tied for third-most among rookies.
- X In the Week 10 victory over Tennessee, started at defensive tackle and finished with three tackles (two for loss) and two quarterback hits.
- X Through 10 weeks, Kancey ranked second among rookies in tackles for loss (six), tied for third in quarterback hits (seven) and tied for sixth in sacks (2.0).
- X In Week 11 at San Francisco, played 32-of-60 defensive snaps.

- X Played 46-of-73 defensive snaps in Week 12 at Indianapolis and finished with three tackles (two for loss), 1.0 sack, one quarterback hit and his first career pass defended.
- X Through 12 weeks, Kancey's eight tackles for loss were tied for most among all rookies.
- X In the Week 13 victory over Carolina, started and played 47-of-72 defensive snaps, producing two tackles and two quarterback hits.
- X Through 13 Weeks, Kancey's 10 quarterback hits were tied for third-most among rookies in 2023.
- X In the Week 14 victory over Atlanta, played 57-of-72 defensive snaps and finished with three tackles (one for loss), one quarterback hit and 1.0 sack.
- X Kancey's sack in Week 14 marked his fourth sack of the season, tied for fifth-most among rookies at the time.
- X Through 14 Weeks, Kancey led all rookies with nine tackles for loss.
- X In the Week 15 victory at Green Bay, played 35-of-60 defensive snaps and recorded two tackles and one quarterback hit. It marked his fourth straight game with at least one quarterback hit.
- X In the Week 16 win over Jacksonville, played 40-of-66 defensive snaps and recorded one tackle that went for a loss.
- X Through 16 weeks, ranked second among all rookies in tackles for loss (10) and tied for fifth in pressures (32).
- X In Week 17 vs. New Orleans, played 43-of-70 defensive snaps and finished with three tackles.
- X In the Week 18 victory at Carolina, played 40-of-52 defensive snaps and recorded one tackle. Contributed to a defense that recorded Tampa Bay's first shutout since Nov. 21, 2010 at San Francisco.
- X Kancey finished the 2023 regular season tied for second among all rookies with 10 tackles for loss, trailing only teammate Yaya Diaby (12).
- X In the Wild Card round victory over Philadelphia, started at defensive tackle

and finished with four tackles (one for loss), one quarterback hit and 0.5 sacks.

- X In the Divisional round contest at Detroit, played 49-of-73 defensive snaps and finished with two tackles (one for loss), 1.0 sack, one quarterback hit and one pass defended.
- X Kancey's sack in the Divisional round increased his career postseason sack total to 1.5 – tied for the 11th-most in franchise history.

COLLEGE:

- X Appeared in 36 career games across three seasons (2020-22) at the University of Pittsburgh, totaling 93 tackles (34.5 for loss), 16.0 sacks, three passes defended and one forced fumble.
- X Following his senior season in 2022, became the 13th player in University of Pittsburgh program history to be named a Unanimous All-American, and the first to do so since defensive tackle Aaron Donald in 2013.
- X Was the only player in the country to be a finalist for both the Outland Trophy for the nation's best interior lineman and the Bronko Nagurski Trophy for the national defensive player of the year in 2022.
- X Was named the 2022 ACC Defensive Player of the Year, joining Aaron Donald



as the only players in program history to earn that distinction.

- X Was named first team All-ACC in both the 2021 and 2022 seasons.
- X As a senior in 2022, started 11 games and logged 31 tackles (14.5 for loss) and 7.5 sacks. His 14.5 tackles for loss led all interior defenders in the country.
- X As a junior in 2021, started all 14 games and finished with 35 tackles (11 for loss) and 7.0 sacks.
- X As a sophomore in 2020, started 4-of-11 games, totaling 27 tackles (seven for loss) and 1.5 sacks.

PERSONAL:

- X Born Calijah Demetrius Kancey on March 1, 2001.
- X Mother is Schquinina Smith.
- X Has three sisters and one brother.
- X After signing his rookie contract, he purchased a house and a car for his mother.
- X Ran a 4.67 40-yard dash at the 2023 NFL Scouting Combine, the fastest time for a defensive tackle at the event since 2003.
- X Majored in Administration of Justice at Pittsburgh.

KANCEY'S GAME-BY-GAME STATISTICS

2023

DATE	OPP	TACKLES							INTERCEPTIONS						FUMBLES			ST TACKLES		
		T	S	A	TFL	SK	YDS	QH	NO	YDS	LG	TD	PD		FF	FR	YDS	T	S	A
Sept. 10	@MIN	0	0	0	0	0.0	0.0	1	0	0	0	0	0	0	0	0	0	0	0	0
Sept. 17	CHI								Inactive											
Sept. 25	PHI								Inactive											
Oct. 1	@NO								Inactive											
Oct. 15	DET	3	1	2	1	1.0	5.0	2	0	0	0	0	0	0	0	0	0	0	0	0
Oct. 22	ATL	1	0	1	0	0.0	0.0	1	0	0	0	0	0	0	0	0	0	0	0	0
Oct. 26	@BUF	0	0	0	0	0.0	0.0	0	0	0	0	0	0	0	0	0	0	0	0	0
Nov. 5	@HOU	4	4	0	3	1.0	13.0	1	0	0	0	0	0	0	0	0	0	0	0	0
Nov. 12	TEN	3	3	0	2	0.0	0.0	2	0	0	0	0	0	0	0	0	0	0	0	0
Nov. 19	@SF	0	0	0	0	0.0	0.0	0	0	0	0	0	0	0	0	0	0	0	0	0
Nov. 26	@IND	3	2	1	2	1.0	3.0	1	0	0	0	0	1	0	0	0	0	0	0	0
Dec. 3	CAR	2	1	1	0	0.0	0.0	2	0	0	0	0	0	0	0	0	0	0	0	0
Dec. 10	@ATL	3	2	1	1	1.0	1.0	1	0	0	0	0	0	0	0	0	0	0	0	0
Dec. 17	@GB	2	1	1	0	0.0	0.0	1	0	0	0	0	0	0	0	0	0	0	0	0
Dec. 24	JAC	1	1	0	1	0.0	0.0	0	0	0	0	0	0	0	0	0	0	0	0	0
Dec. 31	NO	3	3	0	0	0.0	0.0	0	0	0	0	0	0	0	0	0	0	0	0	0
Jan. 7	@CAR	1	1	0	0	0.0	0.0	0	0	0	0	0	0	0	0	0	0	0	0	0
TOTALS		26	19	7	10	4.0	22.0	12	0	0	0	0	0	0	0	0	0	0	0	0

POSTSEASON

Jan. 15	PHI	4	3	1	1	0.5	4.5	1	0	0	0	0	0	0	0	0	0	0	0	0
Jan. 21	@DET	2	1	1	1	1.0	4.0	1	0	0	0	0	1	0	0	0	0	0	0	0
TOTALS		6	4	2	2	1.5	8.5	2	0	0	0	0	1	0	0	0	0	0	0	0

KANCEY'S CAREER STATISTICS

Year	Team	Tackles							INT						Fumbles			ST Tackles		
		GP	GS	T	S	A	Sk	Yds	No	Yds	Lg	TD	PD		FF	FR	Yds	T	S	A
2023	Tampa Bay	14	14	26	19	7	4.0	22.0	0	0	0	0	1	0	0	0	0	0	0	0
NFL Totals		14	14	26	19	7	4.0	22.0	0	0	0	0	1	0	0	0	0	0	0	0
Playoffs																				
Year	Team	Tackles							INT						Fumbles			ST Tackles		
		GP	GS	T	S	A	Sk	Yds	No	Yds	Lg	TD	PD		FF	FR	Yds	T	S	A
2023	Tampa Bay	2	2	6	4	2	1.5	8.5	0	0	0	0	1	0	0	0	0	0	0	0
Postseason		2	2	6	4	2	1.5	8.5	0	0	0	0	1	0	0	0	0	0	0	0

#41

KO KIEFT

TIGHT END
HT: 6-5 **WT:** 265
DOB: 1/20/98
NFL: 3RD YEAR
ACQ: D6, 2022
COLLEGE: MINNESOTA

ACQUIRED BY BUCS:

- X Selected in the sixth round (217th overall) of the 2022 NFL Draft by the Buccaneers.

2023 HIGHLIGHTS:

- X Started at tight end and logged 32 offensive snaps and 20 special teams snaps in the Week 1 victory at Minnesota. Was targeted three times.
- X Appeared on special teams and in a reserve capacity on offense in the Week 2 victory over Chicago, logging 18 offensive snaps and 19 special teams snaps.
- X In Week 3 vs. Philadelphia, appeared on special teams and in a reserve capacity on offense, finishing with 14 special teams snaps and 10 offensive snaps.
- X Appeared in a reserve capacity on offense in the Week 4 victory at New Orleans. Also contributed 19 special teams snaps.
- X Appeared on special teams and in a reserve capacity on offense in Week 6 vs. Detroit, logging 16 special teams snaps and 14 offensive snaps.
- X Appeared on special teams and in a reserve capacity on offense in Week 7 vs. Atlanta, logging 14 special teams snaps and 12 offensive snaps.
- X In Week 8 at Buffalo, appeared on special teams and in a reserve capacity on offense.
- X Appeared on special teams - playing a team-high 27 special teams snaps - and in a reserve capacity on offense in Week 9 at Houston.
- X Appeared primarily on special teams in the Week 10 victory over Tennessee, playing 17 special teams snaps.



- X In Week 11 at San Francisco, appeared on special teams and in a reserve capacity on offense, logging 14 special teams snaps and nine offensive snaps.
- X Appeared on special teams and in a reserve capacity on offense in Week 12 at Indianapolis, finishing with one special teams tackle.
- X In the Week 13 victory over Carolina, appeared on special teams and in a reserve capacity on offense. Recorded one special teams tackle.
- X In the Week 14 victory over Atlanta, appeared on special teams and in a reserve capacity on offense. Logged 23 special teams snaps.
- X Recorded his first reception of the season in the Week 15 victory at Green Bay, bringing in 2-yard touchdown reception. It marked his second career touchdown.
- X Appeared on special teams and in a reserve capacity on offense in the Week 16 win over Jacksonville. Recorded one special teams tackle.
- X Was inactive for Week 17 vs. New Orleans.
- X Appeared in a reserve capacity on offense in the Week 18 victory at Carolina, playing 23-of-65 offensive snaps.
- X Appeared on special teams and in a reserve capacity on offense in the Wild Card round victory over Philadelphia and the Divisional round contest at Detroit.

COLLEGE:

- X Appeared in 49 games over five seasons at Minnesota (2017-21), recording 12 receptions for 166 yards and two touchdowns.

- X In his final season with the Golden Gophers in 2021, Kieft blocked for an offense that totaled 4,681 yards and averaged 25.5 points per game, earning him All-Big Ten honorable mention recognition.
- X Set career highs as a fifth-year senior with seven receptions and 101 receiving yards, adding one touchdown.
- X Appeared in four games, making one touchdown reception in 2020 during a condensed season due to the COVID-19 pandemic.
- X Played in 12 games in 2019, blocking for an offense that accumulated its school's third-highest yardage total (5,616) in program history, while throwing for a school record 3,293 passing yards. Minnesota's 443 points scored in 2019 were the second-most in program history.
- X In 2018, Kieft saw time in all 13 games and was part of an offense that eclipsed 20 touchdowns passing and 20 touchdowns rushing in the same season for the first time since 2006.
- X Primarily played on special teams as a redshirt freshman in 2017, making his collegiate debut vs. Buffalo (8/31/17).
- X Redshirted as a true freshman in 2016.

PERSONAL:

- X Attended Sioux Center High School (Sioux Center, Iowa), where he played both quarterback and linebacker.
- X Named all-state as a linebacker by the Des Moines Register.
- X In addition to football, Kieft competed in baseball, track and wrestling.
- X He was ranked as the No. 7 player in the state of Iowa by ESPN and the No. 10 player in Iowa by 247Sports.
- X Son of Jerry and Linda Kieft.

KIEFT'S GAME-BY-GAME STATISTICS

2023

DATE	OPP	NO	RECEIVING				ATT	RUSHING			
			YDS	AVG	LG	TD		YDS	AVG	LG	TD
Sept. 10	@MIN	0	0	0.0	0	0	0	0	-	-	0
Sept. 17	CHI	0	0	0.0	0	0	0	0	-	-	0
Sept. 25	PHI	0	0	0.0	0	0	0	0	-	-	0
Oct. 1	@NO	0	0	0.0	0	0	0	0	-	-	0
Oct. 15	DET	0	0	0.0	0	0	0	0	-	-	0
Oct. 22	ATL	0	0	0.0	0	0	0	0	-	-	0
Oct. 26	@BUF	0	0	0.0	0	0	0	0	-	-	0
Nov. 5	@HOU	0	0	0.0	0	0	0	0	-	-	0
Nov. 12	TEN	0	0	0.0	0	0	0	0	-	-	0
Nov. 19	@SF	0	0	0.0	0	0	0	0	-	-	0
Nov. 26	@IND	0	0	0.0	0	0	0	0	-	-	0
Dec. 3	CAR	0	0	0.0	0	0	0	0	-	-	0
Dec. 10	@ATL	0	0	0.0	0	0	0	0	-	-	0
Dec. 17	@GB	1	2	2.0	2t	1	0	0	-	-	0
Dec. 24	JAC	0	0	0.0	0	0	0	0	-	-	0
Dec. 31	NO	Inactive					0	0	-	-	0
Jan. 7	@CAR	0	0	0.0	0	0	0	0	-	-	0
TOTALS		1	2	2.0	2t	1	0	0	-	-	0

POSTSEASON

Jan. 15	PHI	0	0	0.0	0	0	0	0	-	-	0
Jan. 21	@DET	0	0	0.0	0	0	0	0	-	-	0
TOTALS		0	0	0.0	0	0	0	0	-	-	0

KIEFT'S CAREER STATISTICS

YEAR	TEAM	GP	GS	RECEIVING				LG	TD	RUSHING			
				NO	YDS	AVG				ATT	YDS	AVG	LG
2022	Tampa Bay	17	12	7	80	11.4	19	1	0	0	-	-	0
2023	Tampa Bay	16	6	1	2	2.0	2t	1	0	0	-	-	0
NFL Totals		33	18	8	82	10.3	19	2	0	0	-	-	0
Postseason													
YEAR	TEAM	GP	GS	Receiving				LG	TD	Rushing			
				NO	YDS	AVG	ATT			YDS	AVG	LG	TD
2022	Tampa Bay	1	1	0	0	0.0	0	0	0	0	-	-	0
2023	Tampa Bay	2	1	0	0	0.0	0	0	0	0	-	-	0
NFL Totals		3	2	0	0	0.0	0	0	0	0	-	-	0

#69 CODY MAUCH

OFFENSIVE LINEMAN

HT: 6-6 WT: 303

DOB: 1/15/99

NFL: 2ND YEAR

ACO: D2, 2023

COLLEGE: NORTH DAKOTA STATE



ACQUIRED BY BUCS:

- X Selected in the second (48th overall) of the 2023 NFL Draft by the Buccaneers.

2023 HIGHLIGHTS:

- X Started at right guard in the Week 1 win at Minnesota, contributing to an offensive line that generated 242 net yards of offense. Tampa Bay's offense outgained Minnesota 147-82 in the second half as the Buccaneers held a 20:03 - 9:57 time of possession advantage.
- X Was credited with an 83.6 pass blocking grade in Week 1, second-highest among Buccaneers and 10th-highest among all NFL guards in Week 1.
- X Started at right guard in the Week 2 victory over Chicago, contributing to an offensive line that helped generate 437 net yards of offense. Tampa Bay's 437 yards in Week 2 marked the fifth-highest output by any team through the first two weeks of the season.
- X Started at right guard in Week 3 vs. Philadelphia, playing all 44 offensive snaps.
- X Started at right guard in the Week 4 victory at New Orleans, playing all 71 offensive snaps and contributing to an offense that scored 26 points and snapped New Orleans' streak of 11 straight games allowing 20-or-fewer points.
- X Started at right guard in Week 6 vs. Detroit and played all 56 offensive snaps.
- X Started at right guard in Week 7 vs. Atlanta and played all 73 offensive snaps.
- X In Week 8 at Buffalo, started at right guard and played all 68 offensive snaps.

- X Started at right guard in Week 9 at Houston, playing all 66 offensive snaps and contributing to an offense that generated 332 net yards of offense.
- X In the Week 10 victory over Tennessee, started at right guard and played all 65 offensive snaps, contributing to an offensive line that helped produce 340 net yards of offense.
- X Started at right guard and played all 71 offensive snaps in Week 11 at San Francisco.
- X In Week 12 at Indianapolis, started at right guard and played all 60 offensive snaps.
- X Started at right guard in the Week 13 victory over Carolina, playing all 62 offensive snaps and contributing to an offensive line that generated a then-season-high 128 rushing yards.
- X Started at right guard in the Week 14 win in Atlanta, playing all 68 offensive snaps and contributing to an offensive line that generated a then-season-high 148 rushing yards. It marked the third consecutive game in which Tampa Bay produced a season-high in rushing yards.
- X In the Week 15 victory at Green Bay, started at right guard, playing all 62 offensive snaps and contributing to an offensive line that helped produce a then-season-high 452 net yards of offense.
- X In the Week 16 win over Jacksonville, started at right guard, playing all 74 offensive snaps and contributing to an offensive line that produced 335 net yards of offense and held a season-high 37:07 - 22:53 time of possession advantage.
- X Played all 56 offensive snaps at right guard in Week 17 vs. New Orleans,

contributing to an offensive line that helped produce 7.0 yards per play.

- X In the division-clinching Week 18 victory at Carolina, played all 65 offensive snaps at center and contributed to an offensive line that helped produce over 100 rushing yards in a game for the sixth time in 2023.
- X In the Wild Card round victory over Philadelphia, started at right guard, contributing to an offense that helped produce the largest yardage differential in a playoff game in team history (+150).
- X In the Divisional round contest at Detroit, started at right guard and contributed to an offense that generated 408 net yards of offense – the third-highest single-game mark in club postseason history.

COLLEGE:

- X Participated in the 2023 Reese's Senior Bowl.
- X Was named the 2022 FCS Offensive Lineman of the Year.
- X Was a consensus FCS All-American following his super senior season in 2022 and was a second-team FCS All-American as a senior in 2021.
- X Was named first-team All-MVFC in 2022 and 2021, and was second-team All-MVFC in 2020.
- X Among players with at least 100 blocking snaps in 2022, Mauch's 93.5 Pro Football Focus grade led all college football players. His 93.0 run blocking grade also led the country.
- X As a super senior in 2022, started all 15 games at left tackle for an NDSU team that went 12-3 and reached the FCS Championship game, ranked fourth nationally with 265.7 rushing yards per game and fifth in sacks allowed.
- X As a senior in 2021, started all 15 games at left tackle, contributing to an offensive line that produced the

second-ranked rushing attack in the FCS at 280.6 yards per game.

- X As a junior in 2020, started 10 games for the Bison between right tackle (two starts) and left tackle (eight starts). Contributed to an offensive line that ranked fourth in the FCS in sacks allowed and produced nearly 200 rushing yards per game at 4.8 yards per carry with a league-high 13 rushing touchdowns.

PERSONAL:

- X Attended Hankinson High School (Hankinson, N.D.)
- X Played tight end, quarterback and defensive end in high school.
- X Had his two front teeth knocked out while playing basketball in seventh grade.
- X One of eight children in the family. Has four sisters and three brothers.
- X Graduated with a degree in agricultural and biosystems engineering.



MAUCH'S CAREER STATISTICS

Games/Starts: 2023: 17/17 (P: 2/2)
Career Totals: 17/17 (P: 2/2)

#6

BAKER MAYFIELD

QUARTERBACK

HT: 6-1 WT: 215

DOB: 2/14/95

NFL: 7TH YEAR

ACQ: UFA (LAR), 2023

COLLEGE: OKLAHOMA



FRONT OFFICE

VETERANS

2023 REVIEW

HISTORY

RECORDS

SIDELINES



TRANSACTIONS:

- X Originally selected by the Cleveland Browns in the first round (1st overall) of the 2018 NFL Draft.
- X Traded by the Cleveland Browns to the Carolina Panthers on July 12, 2022.
- X Cut by the Carolina Panthers on Dec. 5, 2022.
- X Claimed on waivers by the Los Angeles Rams on Dec. 6, 2022.
- X Signed with the Tampa Bay Buccaneers as an unrestricted free agent on March 16, 2023.

AWARDS & ACCOLADES:

- X 2023 Pro Bowl Selection
- X 2023 Pro Bowl Games Offensive MVP
- X 2023 PFWA Most Improved Player
- X 2x FedEx Air Player of the Week (Week 13, 2020; Week 15, 2023)
- X 2x AFC Offensive Player of the Week (Week 16, 2018; Week 7, 2020)
- X 2x NFC Offensive Player of the Week (Week 14, 2022; Week 15, 2023)
- X NFL Rookie of the Month (November 2018)
- X 6x Pepsi NFL Rookie of the Week (2018 Weeks 3, 7, 9, 12, 14, 17)
- X 2018 PFWA Rookie of the Year
- X 2018 NFL All-Rookie Team

CAREER HIGHLIGHTS:

- X Has started 86-of-89 games between the Cleveland Browns, Carolina Panthers, Los Angeles Rams and Tampa

Bay Buccaneers, completing 1,750-of-2,825 (61.9%) passes for 20,332 yards, 130 touchdowns and 74 interceptions, good for a passer rating of 88.1. Also added 251 rushing attempts for 823 yards and seven rushing touchdowns, plus one reception for 17 yards.

- X Has appeared in four career playoff games, completing 92-of-148 passes (62.2%) for 1,153 yards, 10 touchdowns and three interceptions, good for a passer rating of 100.4.
- X In 2020, led the Cleveland Browns to their first playoff appearance since 2002 and their first playoff victory in 26 years.
- X In 2018, led all rookies in passing yards (3,725), passing touchdowns (27), completion percentage (63.8) and passer rating (93.7).
- X Set NFL rookie record with 27 passing touchdowns in 2018.
- X Became the third player in NFL history to record at least 3,500 passing yards and 20-or-more touchdowns in each of their first three seasons, joining Peyton Manning (1998-2000) and Andrew Luck (2012-14).
- X Owns the second-longest streak of consecutive games with a passing touchdown to begin a career, having done so in his first 17 career games. He trails only Kurt Warner (23; 1999-2000).
- X Recorded 75 passing touchdowns and 11,115 passing yards in his first three seasons, good for seventh-most and



10th-most in NFL history, respectively, over a player's first three seasons.

- X Became the first visiting quarterback in the history of Lambeau Field to earn a perfect 158.3 passer rating (12/17/23).

2023 HIGHLIGHTS:

- X Established a career high in pass completions (364), passing yards (4,044), passing touchdowns (28), and completion percentage (64.3%) in 2023.
- X Ranked among franchise single-season leaders in passing touchdowns (28, fourth); pass completions (364, fifth), touchdown-to-interception ratio (2.8, sixth); passer rating (94.6, seventh); passing yards (4,044, seventh); and completion percentage (64.3, eighth).
- X Was one-of-two players in 2023 with 28-or-more passing touchdowns and 10-or-fewer interceptions, joining Dallas Cowboys quarterback Dak Prescott.
- X In 2023, Mayfield became the second player in team history to throw for 4,000+ passing yards, 25+ touchdowns and 10-or-fewer interceptions, joining Tom Brady in 2022.
- X Ranked among single-season postseason franchise leaders in 2023 in passer rating (106.3, first); yards per pass attempt (8.9, first); passing yards (686, second); passing touchdowns (6, second); and completions (48, fourth).
- X Became the first quarterback in team history to record a postseason game with 300+ passing yards and three-or-more touchdowns, accomplishing the feat in both 2023 playoff contests.
- X Was named a team captain for the 2023 season.
- X Made his Buccaneers debut in the Week 1 victory at Minnesota, completing 21-of-34 passes for 173

yards and two touchdowns to earn a 94.4 passer rating.

- X Became the 10th Buccaneers quarterback to win in his first start with the team, and the second to do so in a Week 1 matchup, joining Brad Johnson.
- X According to Pro Football Focus, was Tampa Bay's highest graded offensive player in Week 1, earning an 80.8 overall grade. His 80.8 grade was the fifth-highest among all NFL quarterbacks in Week 1.
- X Was one of just four quarterbacks in Week 1 to throw multiple touchdowns and zero interceptions.
- X In the Week 2 victory over Chicago, completed 26-of-34 passes (76.5%) for 317 yards, one touchdown and zero interceptions for a passer rating of 114.5.
- X Through two weeks, Mayfield had completed 47-of-68 passes (69.1%) for 490 yards, three touchdowns and zero interceptions for a passer rating of 104.4 His 104.4 passer rating ranked fifth in the NFL across two weeks and marked his highest through the first two weeks of a season in his career, surpassing the previous high of 101.9 in 2021.
- X Mayfield's 76.5 completion percentage in Week 2 was his highest in any game with 33-or-more pass attempts in his career.
- X In Week 2, Mayfield went 12-of-13 (92.3%) for 141 yards and one touchdown, good for a passer rating of 137.5. Through the first two weeks of the season, Mayfield went 20-for-23 (87%) for 201 yards and two touchdowns on third down, good for a passer rating of 132.1 which was the



second-highest in the NFL through two weeks.


- X According to Next Gen Stats, Mayfield finished 14-for-17 for 223 yards and one touchdown under pressure in Week 2, tied for the most passing yards under pressure in a game since the start of the 2020 season. The Bears pressured Mayfield 17 times without recording a sack, tied for the 6th-most pressures without a sack since the start of the 2022 season at the time.
- X Following Tampa Bay's Week 2 victory over Chicago, Mayfield became the first Buccaneers quarterback since Shaun King in 2000 to start a season 2-0 with no interceptions.
- X In Week 3 vs. Philadelphia, completed 15-of-25 passes (60%) for 146 yards, one touchdown and one interception for a passer rating of 73.1.
- X Through three weeks, Mayfield's passer rating of 96.0 ranked 11th in the NFL and sixth in the NFC.
- X In the Week 4 victory at New Orleans, he completed 25-of-32 passes (78.1%) for 246 yards and a then-season-high 3 touchdowns, good for a passer rating of 116.9.
- X Through four games, Mayfield's 101.5 passer rating marked his best start to a season since 2020 when he recorded a 93.7 passer rating through the first four games.
- X Through five weeks, Mayfield's 101.5 passer rating ranked eighth in the NFL and fourth in the NFC, while his 69.6% completion rate ranked seventh in the NFL and third in the NFC.
- X In Week 6 vs. Detroit, completed 19-of-37 passes for 206 yards.
- X In Week 7 vs. Atlanta, completed 27-of-42 passes (64.3%) for 275 yards, one touchdown and one interception for a passer rating of 81.0. Added three carries for 32 yards, including a 31-yard rush in the fourth quarter.
- X Mayfield's 31-yard rush in Week 7 marked the second-longest carry of his career, trailing only a 35-yard attempt in 2018 when he was a rookie.
- X In Week 8 at Buffalo, completed 25-of-42 passes for 237 yards and two



touchdowns, good for a passer rating of 91.1.

- X Through seven games, Mayfield had recorded a passer rating of 90-or-higher in four of them – tied for the seventh-most such games by a quarterback at the time.
- X In Week 9 at Houston, completed 21-of-30 passes for 265 yards and two touchdowns for a passer rating of 119.4.
- X Mayfield's 119.4 passer rating in Week 9 was a then-season high and his highest since Dec. 25, 2022 against the Denver Broncos (with the L.A. Rams).
- X Through the first nine weeks of the season, Mayfield had recorded a passer rating of 90.0 or higher in five of eight games, tied for the seventh-most such games for a quarterback at the time.
- X In the Week 10 victory over Tennessee, completed 18-of-29 passes for 278 yards, two touchdowns and one interception, good for a passer rating of 102.4.
- X Mayfield's Week 10 performance marked his second consecutive game with a passer rating of 100.0-or-higher, and the fourth such occurrence in the 2023 season.
- X In Week 11 at San Francisco, completed a then-season-high 29-of-45 passes for 246 yards and one touchdown.
- X Mayfield's touchdown pass in Week 11 marked his 15th of the season, giving him five seasons since 2018 with 15-or-more passing touchdowns, which are tied for the fifth-most in the NFL over that span.
- X Through 11 Weeks, Mayfield's 2.5 touchdown-to-interception ratio ranked eighth in the NFL.

- X In Week 12 at Indianapolis, competed 20-of-30 pass attempts for 199 yards and two touchdowns with one interception, earning a passer rating of 93.6.
- X In the Week 13 victory over Carolina, completed 14-of-29 passes for 202 yards and one touchdown.
- X In the Week 14 victory over Atlanta, accounted for three total touchdowns by completing 14-of-29 passes for 144 yards and two passing touchdowns while adding three carries for three yards and one rushing touchdown.
- X Mayfield's rushing touchdown in Week 14 was his first with Tampa Bay and the seventh of his career.
- X Mayfield eclipsed 20 passing touchdowns on the season in Week 14, marking his fourth season with 20-or-more passing touchdowns.
- X Earned a perfect 158.3 passer rating in the Week 15 victory at Green Bay, completing 22-of-38 passes for 381 yards and four touchdowns, with no interceptions. He became the first visiting player to record a perfect passer rating at Lambeau Field in NFL history. It was Mayfield's first career performance with a perfect passer rating.
- X Per the Elias Sports Bureau, Mayfield became the third player in league history with 375+ passing yards, 4+ touchdown passes and a 158.3 passer rating in a road game, joining Nick Foles (11/3/13 at Oakland) and Ken O'Brien (11/2/86 at Seattle).
- X Mayfield's Week 15 performance marked just the fifth game of the 2023 season in which a player pass for 375+ yards and threw for 4+ touchdowns.
- X Mayfield's 13.61 yards per attempt in Week 15 marked the then-second-highest mark by any quarterback in a game in the 2023 season.
- X In Week 15, Mayfield became the second player in franchise history to record a perfect passer rating on 25-or-more pass attempts, joining Tom Brady in Week 16 of the 2020 season at Detroit.
- X According to Pro Football Focus, Mayfield was the highest-graded quarterback in the league in Week 15, earning a 91.1 overall grade.
- X Through 15 weeks, Mayfield ranked ninth in the NFL with a 94.7 passer rating.
- X In the Week 16 win over Jacksonville, completed 26-of-35 passes (74.3%) for 283 yards and two touchdowns to zero interceptions, earning a passer rating of 116.7.
- X Over Tampa Bay's four-game winning streak from Weeks 13-16, Mayfield completed 67-of-121 passes (62.8%) for 1,010 yards and nine touchdowns compared to one interception, good for a passer rating of 110.6. Mayfield's 110.6 rating across the four games is his sixth-highest mark across any four-game span over the course of his career.
- X Through 16 weeks, Mayfield had thrown 26 touchdowns compared to eight interceptions, making him the second player in franchise history to throw 25+ touchdown passes in their first season with Tampa Bay (also, Tom Brady).
- X Through 16 weeks, Mayfield was one of three quarterbacks with 25+ passing touchdowns and eight-or-fewer interceptions, along with Dallas' Dak Prescott and Denver's Russell Wilson.
- X Through 16 weeks, Mayfield ranked ninth in the NFL with a 96.2 passer rating, and was tied for sixth with 26 passing touchdowns.
- X In Week 17 vs. New Orleans, he completed 22-of-33 passes (66.7%) for 309 yards and two touchdowns with two interceptions to earn a 91.6 passer rating. It marked his 10th game with a passer rating of 90-or-higher in 2023,





joining Tom Brady as the only players in franchise history with 10-or-more such games in a single season.

- X In Week 17, Mayfield established new single-season career highs in passing yards (3,908) and passing touchdowns (28). His 28 touchdowns on the year surpassed Josh Freeman (27) and tied Jameis Winston (28 in 2016) for the fourth-most passing touchdowns in a single season in team history.
- X Through 17 weeks, Mayfield was tied for third in the NFL in passing touchdowns with 28.
- X In the Week 18 victory at Carolina, he completed 20-of-32 passes for 137 yards and no turnovers.
- X Mayfield finished the 2023 regular season with career highs in passing yards (4,044), passing touchdowns (28) and completion percentage (64.3%). He joined Tom Brady (2022) as the only quarterbacks in franchise history to record a season with 4,000+ passing yards, 25+ passing touchdowns and 10-or-fewer interceptions.
- X In the Wild Card round victory over Philadelphia, completed 22-of-36 passes (61.1%) for 337 yards, three touchdowns and zero interceptions to earn a 119.8 passer rating. He became the first quarterback in club history to throw for 300-or-more yards and three-or-more passing touchdowns in a postseason contest.
- X Mayfield's 119.8 passer rating in the Wild Card round against Philadelphia

was the second-highest mark in a postseason game in club history, trailing only Tom Brady's 125.8 mark in Super Bowl LV.

- X Mayfield's three passing touchdowns in the Wild Card round were tied for the most in a playoff game in club history, while his 337 passing yards were the third-most in a single game in club postseason history.
- X In the Divisional round contest at Detroit, completed 26-of-41 passes (61.4%) for 349 yards, three touchdowns and two interceptions to earn a passer rating of 94.5. His 349 passing yards represented the third-highest single-game total in Tampa Bay postseason history, with his three touchdowns ranking tied for the most by a Tampa Bay quarterback in club postseason history.
- X Mayfield's 106.3 passer rating across his two postseason games with Tampa Bay is the highest postseason passer rating by any player in franchise history.
- X Mayfield's six postseason touchdowns with Tampa Bay rank second-most in club history. His two postseason games with three-or-more passing touchdowns are tied with Tom Brady for the most such games in franchise history.

COLLEGE:

- X Appeared in 48 career games between Texas Tech (2013) and the University of Oklahoma (2015-17), completing 1,026-of-1,497 passes (68.5%) for 14,607 yards and 131 touchdowns. Also added 404 carries for 1,083 yards and 21 rushing touchdowns.
- X Walked on at Texas Tech in 2013 as a true freshman and was named Big 12 Offensive Freshman of the Year.
- X Won the 2017 Heisman Trophy Award after completing 285-of-404 (70.5%) passes for 4,627 yards and 43 touchdowns for Oklahoma. Also contributed 97 rushing attempts for 311 yards and five rushing touchdowns.
- X Finished his collegiate career ranked second in FBS history in passing efficiency rating (175.4), third in yards

per attempt (9.7), tied for fourth in touchdown passes (131), fifth in total offense (15,690 yards) and seventh in passing yards (14,607).

- X Set an FBS record for consecutive games with multiple touchdown passes (27).

PERSONAL:

- X Is married to Emily Mayfield.
- X Earned a degree in communications from Oklahoma.
- X His father, James, played football at the University of Houston

MAYFIELD'S GAME-BY-GAME STATISTICS

2023		PASSING									
DATE	OPP	ATT	CMP	PCT	YDS	YDS/ATT	TD	INT	LG	SK-YDS	RTG
Sept. 10	@MIN	34	21	61.8	173	5.1	2	0	28t	1-4	94.4
Sept. 17	CHI	34	26	76.5	317	9.3	1	0	70	0-0	114.5
Sept. 25	PHI	25	15	60.0	146	5.8	1	1	24	2-13	73.1
Oct. 1	@NO	32	25	78.1	246	7.7	3	1	42	1-7	116.9
Oct. 15	DET	37	19	51.4	206	5.6	0	1	26	1-1	56.8
Oct. 22	ATL	42	27	64.3	275	6.6	1	1	40t	3-19	81.0
Oct. 26	@BUF	42	25	59.5	237	5.6	2	0	31	3-13	91.1
Nov. 5	@HOU	30	21	70.0	265	8.8	2	0	53	2-14	119.4
Nov. 12	TEN	29	18	62.1	278	9.6	2	1	43t	3-15	102.4
Nov. 19	@SF	45	29	64.4	246	5.5	1	1	41	4-25	76.7
Nov. 26	@IND	30	20	66.7	199	6.6	2	1	24	6-26	93.6
Dec. 3	CAR	29	14	48.3	202	7.0	1	1	75t	1-8	68.5
Dec. 10	@ATL	29	14	48.3	144	5.0	2	0	32	1-2	86.0
Dec. 17	@GB	28	22	78.6	381	13.6	4	0	52t	5-28	158.3
Dec. 24	JAC	35	26	74.3	283	8.0	2	0	25	2-18	116.7
Dec. 31	NO	33	22	66.7	309	9.4	2	2	54	2-17	91.6
Jan. 7	@CAR	32	20	62.5	137	4.3	0	0	20	3-22	72.0
TOTALS		566	364	64.3	4,044	7.1	28	10	75t	40-232	94.6
POSTSEASON											
Jan. 15	PHI	36	22	61.1	337	9.4	3	0	56t	4-30	119.8
Jan. 21	@DET	41	26	63.4	349	8.5	3	2	29	4-30	94.5
TOTALS		77	48	62.3	686	8.9	6	2	56t	8-60	106.3

MAYFIELD'S CAREER STATISTICS

		Passing										Yds	
Year	Team	GP	GS	Att	Cmp	Pct	Yds	Y/A	TD	Int	Lg	Sk	RTG
2018	Cleveland	14	13	486	310	63.8	3,725	7.7	27	14	71	25	173 93.7
2019	Cleveland	16	16	534	317	59.4	3,827	7.2	22	21	89t	40	285 78.8
2020	Cleveland	16	16	486	305	62.8	3,563	7.3	26	8	75t	26	162 95.9
2021	Cleveland	14	14	335	201	60.5	3,010	7.2	17	13	71t	43	269 83.1
2022	Carolina	7	6	206	119	57.8	1,313	6.4	6	6	75t	19	126 74.4
2022	L.A. Rams	5	4	129	82	63.6	850	6.6	4	2	39	17	91 86.4
2022	TOTAL	12	10	335	201	60.0	2,163	6.5	10	8	75t	36	217 79.0
2023	Tampa Bay	17	17	566	364	64.3	4,044	7.1	28	10	75t	40	232 94.6
NFL Totals		89	86	2,825	1,750	61.9	20,332	7.2	130	74	89t	210	1,338 88.1
Postseason		Passing										Yds	
Year	Team	GP	GS	Att	Cmp	Pct	Yds	Y/A	TD	Int	Lg	Sk	RTG
2020	Cleveland	2	2	71	44	62.0	467	6.6	4	1	40t	1	8 94.0
2023	Tampa Bay	2	2	77	48	62.3	686	8.5	6	2	56t	8	60 106.3
NFL Totals		4	4	148	92	62.2	1,153	7.8	10	3	56t	9	68 100.4

SINGLE-GAME HIGHS

- Pass Attempts: 53, at N.Y. Jets, 12/27/20 (w/Cleveland)
- Pass Completions: 30, vs. Kansas City, 11/4/18 (w/Cleveland)
- Completion Percentage: 90.5, vs. Houston, 9/19/21 (w/Cleveland)
- Passing Yards: 397, at Houston, 12/2/18 (w/Cleveland)
- Touchdowns: 5, at Cincinnati, 10/25/20 (w/Cleveland)
- Quarterback Rating: 158.3, at Green Bay, 12/17/23 (min. 14 attempts)
- Long Pass: 89-yard touchdown, at N.Y. Jets, 9/16/19 (w/Cleveland)

#27

ZYON MCCOLLUM

CORNERBACK

HT: 6-2 WT: 199

DOB: 5/3/99

NFL: 3RD YEAR

ACQ: D5, 2022

COLLEGE: SAM HOUSTON STATE

ACQUIRED BY BUCS:

- X Selected in the fifth round (157th overall) of the 2022 NFL Draft by the Buccaneers.

2023 HIGHLIGHTS:

- X Logged a team-high-tying 23 special teams snaps in the Week 1 victory at Minnesota, finishing with a team-high two special teams tackles.
- X Started at corner in the Week 2 victory over Chicago, playing all 53 defensive snaps and finishing with three tackles and one pass defended. According to Pro Football Focus, was Tampa Bay's third-highest graded defender.
- X Started at corner in Week 3 vs. Philadelphia and played all 78 defensive snaps. Finished with a then-career-high six tackles and one pass defended.
- X In the Week 4 victory at New Orleans, started at cornerback and played all 65 defensive snaps. Finished with four tackles and one pass defended.
- X Appeared on special teams and in a reserve capacity on defense, logging a team-high-tying 21 special teams snaps and two snaps defensively. Finished with one tackle.
- X In Week 7 vs. Atlanta, appeared on special teams and in a reserve capacity on defense, finishing with a team-high-tying 18 special teams snaps and nine defensive snaps. Recorded one tackle.
- X Played a team-high-tying 21 defensive snaps in Week 8 at Buffalo.
- X In Week 9 at Houston, played 62-of-72 defensive snaps and finished with six tackles and one pass defended.
- X Started at cornerback in the Week 10 victory over Tennessee, playing all 63 defensive snaps and finishing with five



tackles and one pass defended. Was targeted eight times, yield just three receptions for 28 yards.

- X In Week 11 at San Francisco, played 29-of-60 defensive snaps and finished with one tackle.
- X Started at cornerback and played 72-of-73 defensive snaps in Week 12 at Indianapolis, finishing with a then-career-high nine tackles (one for loss).
- X In the Week 13 victory over Carolina, started at cornerback and finished with four tackles.
- X Started at cornerback and played all 72 defensive snaps in the Week 14 victory over Atlanta, finishing with a then-career-high-tying nine tackles, a then-career-high two passes defended and his first career forced fumble.
- X In the Week 15 victory at Green Bay, started at cornerback and played all 60 defensive snaps, finishing with two tackles and one pass defended. Also added one special teams tackle.
- X Played 59-of-66 defensive snaps in the Week 16 win against Jacksonville, logging four tackles, one forced fumble and one pass defended. It marked his third consecutive game with a pass defended, tying the then-longest stretch of his career.
- X Started at cornerback in Week 17 vs. New Orleans, playing all 70 defensive snaps and finishing with seven tackles.
- X In the Week 18 victory at Carolina, appeared on special teams and in a reserve capacity on offense, playing 17-of-52 defensive snaps and logging two tackles. Contributed to a defense that recorded Tampa Bay's first shutout since Nov. 21, 2010 at San Francisco.

FRONT OFFICE

VETERANS

2023 REVIEW

HISTORY

RECORDS

SIDELINES



- X In the Wild Card round victory over Philadelphia, played both cornerback and safety and collected three tackles. Contributed to a defense that helped achieve the largest yardage differential in a postseason game in franchise history (+150).
- X In the Divisional round contest at Detroit, played 44-of-73 defensive snaps and logged six tackles.

COLLEGE:

- X Played in 56 games, making 52 starts, over five seasons at Sam Houston State (2017-21), recording 145 tackles (10 for loss), 54 passes defended, 13 interceptions and six forced fumbles over his collegiate career.
- X Named third-team All-America by the Associated Press in his senior season in 2021, in addition to being named second-team All-America by Phil Steele and first-team All-WAC.
- X Invited to play in the Reese's Senior Bowl and the East West Shrine Bowl.
- X During his fifth and final season in 2021, McCollum produced 50 tackles, eight passes defended, three interceptions and one blocked kick.
- X Earned first-team All-Southland honors in his true senior season (2020/21), appearing in 10 games and recording 46 tackles, seven passes defended, two forced fumbles and one interception.
- X Received second-team All-Southland recognition in 2019, posting 23 tackles, 11 passes defended, three interceptions and two forced fumbles in nine games played.
- X Garnered first-team All-Southland honors in just his second season at Sam Houston State (2018), starting all

11 games and finishing the season with 44 tackles, 11 passes defended, three interceptions and two forced fumbles.

- X Played in 14 games as a true freshman, starting 10, intercepting three passes to become the first Sam Houston freshman with three-or-more picks in a season since 1973. McCollum added 42 tackles, a career-best 17 passes defended and 1.0 sack.

PERSONAL:

- X Attended Ball High School (Galveston, Texas), where he was a team captain, team MVP and all-county performer. Ball High School is also the alma mater of Tampa Bay's all-time leading receiver, Mike Evans.
- X Has an identical twin brother, Tristin, who plays safety for the Philadelphia Eagles.



MCCOLLUM'S GAME-BY-GAME STATISTICS

2023

DATE	OPP	TACKLES							INTERCEPTIONS					FUMBLES			TACKLES		
		T	S	A	TFL	SK	YDS	QH	NO	YDS	LG	TD	PD	FF	FR	YDS	T	S	A
Sept. 10	@MIN	0	0	0	0	0.0	0.0	0	0	0	0	0	0	0	0	0	2	2	0
Sept. 17	CHI	3	2	1	0	0.0	0.0	0	0	0	0	0	1	0	0	0	0	0	0
Sept. 25	PHI	6	4	2	0	0.0	0.0	0	0	0	0	0	1	0	0	0	0	0	0
Oct. 1	@NO	4	4	0	0	0.0	0.0	0	0	0	0	0	1	0	0	0	0	0	0
Oct. 15	DET	1	1	0	0	0.0	0.0	0	0	0	0	0	0	0	0	0	0	0	0
Oct. 22	ATL	1	0	1	0	0.0	0.0	0	0	0	0	0	0	0	0	0	0	0	0
Oct. 26	@BUF	0	0	0	0	0.0	0.0	0	0	0	0	0	0	0	0	0	0	0	0
Nov. 5	@HOU	6	5	1	0	0.0	0.0	0	0	0	0	0	1	0	0	0	0	0	0
Nov. 12	TEN	5	3	2	0	0.0	0.0	0	0	0	0	0	1	0	0	0	0	0	0
Nov. 19	@SF	1	1	0	0	0.0	0.0	0	0	0	0	0	0	0	0	0	0	0	0
Nov. 26	@IND	9	6	3	1	0.0	0.0	0	0	0	0	0	0	0	0	0	0	0	0
Dec. 3	CAR	4	3	1	0	0.0	0.0	0	0	0	0	0	0	0	0	0	0	0	0
Dec. 10	@ATL	9	6	3	0	0.0	0.0	0	0	0	0	0	2	1	0	0	0	0	0
Dec. 17	@GB	2	1	1	0	0.0	0.0	0	0	0	0	0	1	0	0	0	1	1	0
Dec. 24	JAC	4	2	2	0	0.0	0.0	0	0	0	0	0	1	1	0	0	0	0	0
Dec. 31	NO	7	5	2	0	0.0	0.0	0	0	0	0	0	0	0	0	0	0	0	0
Jan. 7	@CAR	2	2	0	0	0.0	0.0	0	0	0	0	0	0	0	0	0	1	1	0
TOTALS		64	45	19	0	0.0	0.0	0	0	0	0	0	9	2	0	0	4	4	0
POSTSEASON																			
Jan. 15	PHI	3	3	0	0	0.0	0.0	0	0	0	0	0	0	0	0	0	0	0	0
Jan. 21	@DET	6	5	1	0	0.0	0.0	0	0	0	0	0	0	0	0	0	0	0	0
TOTALS		9	8	1	0	0.0	0.0	0	0	0	0	0	0	0	0	0	0	0	0

MCCOLLUM'S CAREER STATISTICS

Year	Team	GP	GS	Tackles			Sk	Yds	INT					Fumbles			ST Tackles		
				T	S	A			No	Yds	Lg	TD	PD	FF	FR	Yds	T	S	A
2022	Tampa Bay	13	3	17	12	5	0.0	0	0	0	0	0	1	0	0	0	7	6	1
2023	Tampa Bay	17	9	64	45	19	0.0	0	0	0	0	0	9	2	0	0	3	3	0
NFL Totals		30	12	81	57	24	0.0	0	0	0	0	0	10	2	0	0	11	10	1
Playoffs																			
Year	Team	GP	GS	Tackles			Sk	Yds	INT					Fumbles			ST Tackles		
				T	S	A			No	Yds	Lg	TD	PD	FF	FR	Yds	T	S	A
2022	Tampa Bay	1	0	0	0	0	0.0	0.0	0	0	0	0	0	0	0	0	1	1	0
2023	Tampa Bay	2	0	9	8	1	0.0	0.0	0	0	0	0	0	0	0	0	0	0	0
Postseason		3	0	9	8	1	0.0	0.0	0	0	0	0	0	0	0	0	1	1	0

#4

CHASE MCLAUGHLIN**KICKER****HT:** 6-0 **WT:** 190**DOB:** 4/9/96**NFL:** 6TH YEAR**ACQ:** UFA (IND)-'23**COLLEGE:** ILLINOIS**ACQUIRED BY BUCS:**

- X Signed by the Buccaneers as an unrestricted free agent on March 30, 2023.

AWARDS & ACCOLADES:

- X 1x AFC Special Teams Player of the Week (Week 5, 2022).
- X Pro Football Focus First-Team All-Pro (2023)

CAREER HIGHLIGHTS:

- X Has appeared in 64 career games between the Los Angeles Chargers, San Francisco 49ers, Indianapolis Colts, Jacksonville Jaguars, New York Jets, Cleveland Browns and Tampa Bay Buccaneers. In his career, has converted 96-of-116 (82.8%) field goal tries and 121-of-123 (98.4%) extra point attempts for a total of 409 kicking points.
- X Has appeared in two career playoff games, converting 4-of-5 (80%) field goal tries and 5-of-5 (100%) extra points for a total of 17 kicking points.
- X Has successfully converted 24-of-29 (82.8%) attempts from 50-or-more yards, the second-highest success rate in NFL history among players with at least 20 attempts.
- X Established a new Buccaneers single-season franchise record for field goal percentage (93.5%), converting 29-of-31 field goal opportunities in 2023.

2023 HIGHLIGHTS:

- X In the Week 1 victory at Minnesota, McLaughlin matched his career long by connecting on a 57-yard go-ahead field goal with 5:10 remaining in the game. He finished 4-for-4 on kicks, going 2-for-2 on field goals (36, 57) and 2-for-2 on extra points.

- X His 57-yard field goal in Week 1 was tied for the fifth-longest field goal made in franchise history.
- X In the Week 2 victory over Chicago, went 2-for-3 on field goals - converting from 25 and 26 yards out - while adding three extra points for a total of nine kicking points.
- X In Week 3 vs. Philadelphia, converted on 33-yard field goal attempt for his only kick of the night.
- X In the Week 4 victory at New Orleans, made all four kicks (2 FG, 2 PAT) for a total of 8 kicking points. Connected on field goal attempts from 28 and 51 yards.
- X Converted both field goal tries in Week 6 vs. Detroit, connecting from 33 and 36 yards out.
- X In Week 7 vs. Atlanta, went 2-for-2 on field goal tries, connecting on attempts from 24 and 36 yards out. His 36-yard attempt was a game-tying kick with 45 seconds remaining in the fourth quarter.
- X In Week 8 at Buffalo, converted 1-of-2 field goal tries and went 1-for-1 on extra points. His made field goal came from 57 yards out, matching his then-career-high.
- X Recorded a then-season-high 13 kicking points in Week 9 at Houston, going 3-for-3 on field goal tries and 4-for-4 on extra point attempts. His made field goals came from 35, 49 and 55 yards out.



- X In the Week 10 victory over Tennessee, went 2-for-2 on field goal tries, and 2-for-2 on extra point attempts for a total of eight kicking points. McLaughlin connected on field goal tries from 25 and 35 yards out.
- X Went 2-for-2 on extra points in Week 11 at San Francisco. Did not attempt a field goal.
- X In Week 12 at Indianapolis, went 4-for-4 on kicks, going 2-for-2 on field goals and 2-for-2 on extra points. His converted field goals came from 21 and 24 yards out.
- X In the Week 13 victory over Carolina, converted all three extra point attempts for a total of three kicking points.
- X In the Week 14 victory over Atlanta, went 5-for-5 on kicks, including 2-for-2 on field goal tries and 3-for-3 on extra point attempts. The field goal makes came from 38 and 55 yards out.
- X In the Week 15 victory at Green Bay, converted both field goal attempts (39 and 46 yards) and added four extra points for a total of 10 kicking points.
- X In the Week 16 win over Jacksonville, went 6-for-6 on kicks, including 3-of-3 on field goal tries, with makes coming from 24, 31, and 51 yards out. McLaughlin's three made field goals extended his streak of consecutive made field goals to 15 straight.
- X Went 1-for-1 on his lone extra point attempt in Week 17 vs. New Orleans.
- X In the Week 18 victory at Carolina, converted all three field goals he attempted, including matching his career long with a 57-yarder.
- X McLaughlin finished the 2023 regular season with a Tampa Bay franchise record 93.5% field goal success rate (29-for-31), including making his last 18 field goals.
- X In the Wild Card round victory over Philadelphia, went 3-for-3 on field goal tries, converting on attempts from 28, 54 and 48 yards out. His 54-yard field goal marked a new club record for the longest made field goal in a playoff game.
- X McLaughlin's three made field goals in the Wild Card round were tied for the

second-most in a playoff game in team history.


- X In the Divisional round contest at Detroit, converted 1-of-2 (50%) field goals and 2-of-2 (100%) point after tries for a total of five kicking points.

COLLEGE:

- X Appeared in 33 games across three seasons at the University of Illinois (2016-18), converting 44-of-59 (74.6%) field goal tries and 79-of-79 (100%) extra point attempts after walking onto the team as a freshman in 2014.
- X As a senior, he led the Big Ten in field goals per game
- X In 2018, won the Bakken-Andersen Big Ten Kicker of the Year award and was voted first-team All-Big Ten

PERSONAL:

- X Attended Cypress Woods High School (Cypress, Texas) where he lettered in football and soccer.
- X Majored in mechanical engineering at Illinois.
- X Parents are Dan and Tammy McLaughlin
- X Has one brother.



MCLAUGHLIN'S GAME-BY-GAME STATISTICS

2023

DATE	OPP	FG	FGA	PCT	LG	BLK	XP	XPA	PCT	BLK	PTS
Sept. 10	@MIN	2	2	100.0	57	0	2	2	100.0	0	8
Sept. 17	CHI	2	3	66.7	26	1	3	3	100.0	0	9
Sept. 25	PHI	1	1	100.0	33	0	0	0	-	0	3
Oct. 1	@NO	2	2	100.0	51	0	2	2	100.0	0	8
Oct. 15	DET	2	2	100.0	36	0	0	0	-	0	6
Oct. 22	ATL	2	2	100.0	36	0	1	1	100.0	0	7
Oct. 26	@BUF	1	2	50.0	57	1	1	1	100.0	0	4
Nov. 5	@HOU	3	3	100.0	55	0	4	4	100.0	0	13
Nov. 12	TEN	2	2	100.0	35	0	2	2	100.0	0	8
Nov. 19	@SF	0	0	-	0	0	2	2	100.0	0	2
Nov. 26	@IND	2	2	100.0	24	0	2	2	100.0	0	8
Dec. 3	CAR	0	0	-	0	0	3	3	100.0	0	3
Dec. 10	@ATL	2	2	100.0	55	0	3	3	100.0	0	9
Dec. 17	@GB	2	2	100.0	46	0	4	4	100.0	0	10
Dec. 24	JAC	3	3	100.0	51	0	3	3	100.0	0	12
Dec. 31	NO	0	0	-	0	0	1	1	100.0	0	1
Jan. 7	@CAR	3	3	100.0	57	0	-	-	100.0	0	9
TOTALS		29	31	93.5	57	2	33	33	100.0	0	120

POSTSEASON

Jan. 15	PHI	3	3	100.0	54	0	3	3	100.0	0	12
Jan. 21	@DET	1	2	50.0	43	0	2	2	100.0	0	5
TOTALS		4	5	80.0	54	0	5	5	100.0	0	17

MCLAUGHLIN'S CAREER STATISTICS

Year	Team	GP	FG	FGA	SCORING							Pts
					Pct	Lg	Blk	XP	XPA	Pct	Blk	
2019	L.A. Chargers	4	6	9	66.7	50	0	7	7	100.0	0	25
2019	San Francisco	3	7	8	87.5	48	0	8	8	100.0	0	29
2019	Indianapolis	4	5	6	83.3	50	0	11	11	100.0	0	26
2019	TOTAL	11	18	23	78.3	50	0	26	26	100.0	0	80
2020	Jacksonville	3	4	5	80.0	52	0	3	4	75.0	0	15
2020	N.Y. Jets	1	-	-	-	-	0	2	2	100.0	0	2
2020	TOTAL	4	4	5	80.0	52	0	5	6	83.3	0	17
2021	Cleveland	16	15	21	71.4	57	0	36	37	97.3	0	81
2022	Indianapolis	16	30	36	83.3	54	0	21	21	100.0	0	111
2023	Tampa Bay	17	29	31	93.5	57	2	33	33	100.0	0	120
NFL Totals		64	96	116	82.8	57	2	121	124	98.4	0	409

POSTSEASON

2023	Tampa Bay	2	4	5	80.0	54	0	5	5	100.0	0	17
NFL Totals		2	4	5	80.0	54	0	5	5	100.0	0	17

Year	Team	FIELD GOALS									
		1-19	Pct.	20-29	Pct.	30-39	Pct.	40-49	Pct.	50+	Pct.
2019	L.A. Chargers	0/0	-	2/2	100.0	2/2	100.0	1/4	25.0	1/1	100.0
2019	San Francisco	0/0	-	2/2	100.0	1/1	100.0	4/5	80.0	0/0	-
2019	Indianapolis	1/1	100.0	1/1	100.0	1/1	100.0	0/1	0.0	2/2	100.0
2019	TOTAL	1/1	100.0	5/5	100.0	4/4	100.0	5/10	50.0	3/3	100.0
2020	Jacksonville	0/0	-	1/1	100.0	1/1	100.0	1/1	100.0	4/5	80.0
2020	N.Y. Jets	0/0	-	0/0	-	0/0	-	0/0	-	0/0	-
2020	TOTAL	0/0	-	1/1	100.0	1/1	100.0	1/1	100.0	1/2	50.0
2021	Cleveland	0/0	-	3/3	100.0	4/4	100.0	4/10	40.0	4/4	100.0
2022	Indianapolis	0/0	-	7/7	100.0	5/6	83.3	9/11	81.8	9/12	75.0
2023	Tampa Bay	0/0	-	8/8	100.0	12/12	100.0	2/3	66.7	6/7	85.7
NFL Totals		1/1	100.0	24/24	100.0	26/27	96.3	21/35	60.0	24/29	82.8

POSTSEASON

2023	Tampa Bay	0/0	-	1/1	100.0	0/0	-	2/2	100.0	1/2	50.0
NFL Totals		0/0	-	1/1	100.0	0/0	-	2/2	100.0	1/2	50.0

#26

KAEVON MERRIWEATHER**SAFETY****HT:** 6-0 **WT:** 212**DOB:** 12/20/99**NFL:** 2ND YEAR**ACQ:** FA, 2023**COLLEGE:** IOWA**ACQUIRED BY BUCS:**

- X Signed by Tampa Bay as a college free agent on May 12, 2023.

2023 HIGHLIGHTS:

- X Made his NFL debut in the Week 1 victory at Minnesota, logging 20 special teams snaps and recording one special teams tackle.
- X In the Week 2 victory over Chicago, logged 17 special teams snaps.
- X Appeared on special teams in Week 3 vs. Philadelphia, logging 14 special teams snaps.
- X Played 18 special teams snaps in the Week 4 victory at New Orleans, finishing with one special teams tackle.
- X In Week 6 vs. Detroit, played 16 special teams snaps and logged one special teams tackle.
- X Appeared on 12 special teams snaps in Week 7 vs. Atlanta.
- X Was inactive for Week 8 at Buffalo.
- X Appeared on special teams in Week 9 at Houston, logging 21 special teams snaps.
- X In the Week 10 victory over Tennessee, played a team-high-tying 19 special teams snaps and finished with one special teams tackle.
- X Made his first career start in Week 11 at San Francisco, starting at safety and playing 34-of-60 defensive snaps. He finished with four tackles, marking the first defensive tackles for his career. Also added one special teams tackle.
- X Played a team-high-tying 23 special teams snaps in Week 12 at Indianapolis.
- X In the Week 13 victory over Carolina, played 35-of-72 defensive snaps and a team-high-tying 26 special teams

snaps. Finished with one special teams tackle.

- X In the Week 14 victory over Atlanta, appeared on special teams and in a reserve capacity on defense, logging 20 special teams snaps and 28 defensive snaps. Finished with one tackle and one pass defended.
- X Started at safety in the Week 15 victory at Green Bay, playing 17-of-60 defensive snaps and finishing with three tackles.
- X In the Week 16 win over Jacksonville, appeared on special teams and in a reserve capacity on defense, finishing with two tackles.
- X Appeared on special teams and in a reserve capacity on defense in Week 17 vs. New Orleans, finishing with three defensive tackles and one special teams tackle.
- X Appeared on special teams and in a reserve capacity on defense in the Week 18 victory at Carolina, logging one tackle. Contributed to a defense that recorded Tampa Bay's first shutout since Nov. 21, 2010 at San Francisco.
- X In the Wild Card round victory over Philadelphia, appeared on special teams and in a reserve capacity on defense. Contributed to a defense that helped produce the largest yardage differential in a postseason game in franchise history (+150).
- X Appeared on special teams and in a reserve capacity on defense in the Divisional round contest at Detroit. Recorded one special teams tackle.

COLLEGE:

- X Appeared in 45 games across five seasons (2018-2022) at Iowa

FRONT OFFICE

VETERANS

2023 REVIEW

HISTORY

RECORDS

SIDELINES

University, tallying 118 tackles, eight pass defended, and four interceptions.

- X Started all 12 games his redshirt senior season (2022) amassing 47 tackles, three passes defended, and three interceptions.
- X Started all 14 games his redshirt junior season (2021) amassing 42 tackles, four passes defended, and one interception.
- X Appeared in all nine games with five starts his redshirt sophomore year (2020), recorded 23 tackles and one pass defended.
- X Redshirted his sophomore year (2019) after seeing action in just two games, amassing five tackles.

- X Played in nine games his freshman year (2018), totaling one tackle.

PERSONAL:

- X Attended Belleville High School (Belleville, Mich.).
- X Earned second-team all-conference honors and was defensive Player of the Year as a junior.
- X Also competed in basketball and track as a prep.

MERRIWEATHER'S GAME-BY-GAME STATISTICS

2023																			
DATE	OPP	TACKLES							INTERCEPTIONS					FUMBLES			ST TACKLES		
		T	S	A	TFL	SK	YDS	QH	NO	YDS	LG	TD	PD	FF	FR	YDS	T	S	A
Sept. 10	@MIN	0	0	0	0	0.0	0.0	0	0	0	0	0	0	0	0	0	1	1	0
Sept. 17	CHI	0	0	0	0	0.0	0.0	0	0	0	0	0	0	0	0	0	0	0	0
Sept. 25	PHI	0	0	0	0	0.0	0.0	0	0	0	0	0	0	0	0	0	0	0	0
Oct. 1	@NO	0	0	0	0	0.0	0.0	0	0	0	0	0	0	0	0	0	1	1	0
Oct. 15	DET	0	0	0	0	0.0	0.0	0	0	0	0	0	0	0	0	0	1	1	0
Oct. 22	ATL	0	0	0	0	0.0	0.0	0	0	0	0	0	0	0	0	0	0	0	0
Oct. 26	@BUF	Inactive																	
Nov. 5	@HOU	0	0	0	0	0.0	0.0	0	0	0	0	0	0	0	0	0	0	0	0
Nov. 12	TEN	0	0	0	0	0.0	0.0	0	0	0	0	0	0	0	0	0	1	1	0
Nov. 19	@SF	4	2	2	0	0.0	0.0	0	0	0	0	0	0	0	0	0	1	0	1
Nov. 26	@IND	0	0	0	0	0.0	0.0	0	0	0	0	0	0	0	0	0	0	0	0
Dec. 3	CAR	0	0	0	0	0.0	0.0	0	0	0	0	0	0	0	0	0	1	1	0
Dec. 10	@ATL	1	0	1	0	0.0	0.0	0	0	0	0	0	1	0	0	0	0	0	0
Dec. 17	@GB	3	1	2	0	0.0	0.0	0	0	0	0	0	0	0	0	0	0	0	0
Dec. 24	JAC	2	2	0	0	0.0	0.0	0	0	0	0	0	0	0	0	0	0	0	0
Dec. 31	NO	3	2	1	0	0.0	0.0	0	0	0	0	0	0	0	0	0	1	1	0
Jan. 7	@CAR	1	0	1	0	0.0	0.0	0	0	0	0	0	0	0	0	0	0	0	0
TOTALS		11	5	6	0	0.0	0.0	0	0	0	0	0	1	0	0	0	7	6	1
POSTSEASON																			
Jan. 15	PHI	0	0	0	0	0.0	0.0	0	0	0	0	0	0	0	0	0	0	0	0
Jan. 21	@DET	0	0	0	0	0.0	0.0	0	0	0	0	0	0	0	0	0	1	1	0
TOTALS		0	0	0	0	0.0	0.0	0	0	0	0	0	0	0	0	0	1	1	0

#98

ANTHONY NELSON

OUTSIDE LINEBACKER

HT: 6-7 WT: 271

DOB: 3/4/97

NFL: 6TH YEAR

ACQ: D4, 2019

COLLEGE: IOWA



ACQUIRED BY BUCS:

- X Selected in the fourth round (107th overall) of the 2019 NFL Draft by the Buccaneers.

AWARDS & ACCOLADES:

- X Super Bowl LV Champion.

CAREER HIGHLIGHTS:

- X Has played in 75 regular season games, with 12 starts, recording 124 tackles (20 for loss), 29 quarterback hits, 14.5 sacks, four passes defended, four forced fumbles and two fumble recoveries. Also has nine career special teams tackles.
- X Has played in nine career postseason games, making one start, and recording eight tackles (one for loss), one sack and five quarterback hits. Also tallied two special teams tackles.
- X Tampa Bay's 2020 defense led the league in rushing yards allowed per game (80.6) and yards allowed per rush (3.60), while ranking sixth in yards allowed per play (5.12), sixth in yards allowed per game (327.1), ranking tied for second in tackles for loss (91), tied for fourth in sacks (48.0) and tied for fifth in takeaways (25).
- X Notched first career sack at Detroit (12/27/20).
- X Tallied first career forced fumble and pass defended at Carolina (9/12/19).
- X Made first career start at Los Angeles Rams (9/29/19).
- X Made NFL debut in a reserve role vs. San Francisco (9/8/19).

2023 HIGHLIGHTS:

- X Recorded three tackles (one for loss), three quarterback hits and 1.0 sack in the Week 1 victory at Minnesota.
- X Appeared in a reserve capacity in the Week 2 victory over Chicago, logging 24

defensive snaps and six special teams snaps.

- X Was one of just 10 players in Week 1 to record at least 1.0 sack, multiple tackles, and three-or-more quarterback hits.
- X Played 33-of-78 defensive snaps in Week 3 vs. Philadelphia, finishing with four tackles.
- X In the Week 4 victory at New Orleans, played 21-of-65 defensive snaps and finished with one tackle.
- X Was inactive for Week 6 vs. Detroit.
- X In Week 7 vs. Atlanta, played 19-of-65 defensive snaps.
- X In Week 8 at Buffalo, played 25-of-69 defensive snaps and finished with four tackles (two for loss), 1.0 sack and one quarterback hit. It marked Nelson's first sack of the season.
- X Played 24-of-72 defensive snaps in Week 9 at Houston, finishing with one tackle.
- X In the Week 10 victory over Tennessee, played 23 offensive snaps and finished with three tackles.
- X Played 23-of-60 defensive snaps in Week 11 at San Francisco, logging two tackles and one quarterback hit. Also added one special teams tackle.
- X According to Pro Football Focus, was Tampa Bay's highest-graded defender in Week 11, earning a 79.0 grade.
- X Played 32-of-73 defensive snaps in Week 12 at Indianapolis, finishing with two tackles. Also appeared on special teams.
- X In the Week 13 victory over Carolina, played 24-of-72 defensive snaps and finished with three tackles (one for loss). Also added one special teams tackle.
- X Played 26-of-72 defensive snaps in the Week 14 victory over Atlanta, logging four tackles.

- X In the Week 15 victory at Green Bay, played 28-of-60 defensive snaps, logging four tackles (two for loss), one quarterback hit and 1.0 sacks.
- X Appeared in a reserve capacity in the Week 16 win over Jacksonville, playing 30-of-66 defensive snaps.
- X In Week 17 vs. New Orleans, played 32-of-70 defensive snaps and recorded four tackles (one for loss) and one pass defended.
- X In the Week 18 victory at Carolina, played 20-of-52 defensive snaps and recorded two tackles. Contributed to a defense that recorded Tampa Bay's first shutout since Nov. 21, 2010 at San Francisco.
- X In the Wild Card round victory over Philadelphia, logged one tackle and one quarterback hit. Wrapped up Jalen Hurts in the end zone and was bringing him down for a sack before Hurts threw the ball away, receiving an intentional grounding penalty which resulted in a safety.
- X Appeared on special teams and in a reserve capacity on defense in the Divisional round contest at Detroit. Logged a team-lead-tying 24 special teams snaps.

COLLEGE:

- X Played in 37 games at Iowa (2015-18), totaling 119 tackles (31 for loss), 23.0 sacks, seven passes defended, four forced fumbles and one fumble recovery, which was recovered in the end zone for a touchdown.
- X Three-time Academic All-Big Ten selection
- X Posted 9.5 sacks as a redshirt junior (2018), tied for the second-most in the Big Ten and tied for the 17th-most in the FBS, while adding 45 tackles (13.5 for loss).



- X Named second-team All-Big-Ten by the league's media, while earning third-team honors from Phil Steele and the league's coaches.
- X In 2017, as a redshirt sophomore (2017), recorded 41 tackles (9.5 for loss), 7.5 sacks, four passes defended, two forced fumbles and a blocked field goal, earning third-team All-Big Ten honors from the league's media and honorable mention from the league's coaches.
- X Played in all 13 games as a redshirt freshman (2016), registering 33 tackles (eight for loss), 7.0 sacks, two forced fumbles and a pass defended.
- X Redshirted in 2015.

PERSONAL/COMMUNITY:

- X Attended Waukee High School (Urbandale, Iowa), where he earned Class 4A Western Iowa Defensive Player of the Year as a senior was named to the Des Moines Register Elite all-state team as a senior and first-team all-state by Iowa Newspaper.
- X Married to Jordyn.
- X Son of Christy and Jeff Nelson.
- X Father, Jeff, played football at Iowa.
- X In 2020, supported Special Olympics as part of the NFL's My Cause, My Cleats initiative.
- X In June 2019, rookies participated in Tampa's Police Department Citizen's Academy and visited MacDill's Air Force Base.
- X Nelson participated in the Linebackers Light Up the Holidays event as part of the 2019 holiday season, helping surprise a group of children with a shopping spree at Target.

NELSON'S GAME-BY-GAME STATISTICS

2023

DATE	OPP	TACKLES							INTERCEPTIONS					FUMBLES			TACKLES		
		T	S	A	TFL	SK	YDS	QH	NO	YDS	LG	TD	PD	FF	FR	YDS	T	S	A
Sept. 10	@MIN	3	2	1	1	1.0	6.0	3	0	0	0	0	0	0	0	0	0	0	0
Sept. 17	CHI	0	0	0	0	0.0	0.0	0	0	0	0	0	0	0	0	0	0	0	0
Sept. 25	PHI	4	1	3	0	0.0	0.0	0	0	0	0	0	0	0	0	0	0	0	0
Oct. 1	@NO	1	0	1	0	0.0	0.0	0	0	0	0	0	0	0	0	0	0	0	0
Oct. 15	DET	Inactive																	
Oct. 22	ATL	0	0	0	0	0.0	0.0	0	0	0	0	0	0	0	0	0	0	0	0
Oct. 26	@BUF	4	4	0	2	1.0	10.0	1	0	0	0	0	0	0	0	0	0	0	0
Nov. 5	@HOU	1	1	0	0	0.0	0.0	0	0	0	0	0	0	0	0	0	0	0	0
Nov. 12	TEN	3	1	2	0	0.0	0.0	0	0	0	0	0	0	0	0	0	0	0	0
Nov. 19	@SF	2	1	1	0	0.0	0.0	1	0	0	0	0	0	0	0	0	1	0	1
Nov. 26	@IND	2	1	1	0	0.0	0.0	0	0	0	0	0	0	0	0	0	0	0	0
Dec. 3	CAR	3	2	1	1	0.0	0.0	0	0	0	0	0	0	0	0	0	1	0	1
Dec. 10	@ATL	4	2	2	0	0.0	0.0	0	0	0	0	0	0	0	0	0	1	0	1
Dec. 17	@GB	4	2	2	2	1.0	2.0	1	0	0	0	0	0	0	0	0	0	0	0
Dec. 24	JAC	0	0	0	0	0.0	0.0	0	0	0	0	0	0	0	0	0	0	0	0
Dec. 31	NO	4	3	1	1	0.0	0.0	0	0	0	0	0	1	0	0	0	0	0	0
Jan. 7	@CAR	2	1	1	0	0.0	0.0	0	0	0	0	0	0	0	0	0	0	0	0
TOTALS		37	21	16	7	3.0	18.0	6	0	0	0	0	0	0	0	0	3	0	3

POSTSEASON

Jan. 15	PHI	1	1	0	0	0.0	0.0	1	0	0	0	0	0	0	0	0	0	0	0
Jan. 21	@DET	0	0	0	0	0.0	0.0	1	0	0	0	0	0	0	0	0	0	0	0
TOTALS		1	1	0	0	0.0	0.0	1	0	0	0	0	0	0	0	0	0	0	0

NELSON'S CAREER STATISTICS

Year	Team	Tackles							INT					Fumbles			ST Tackles		
		GP	GS	T	S	A	Sk	Yds	No	Yds	Lg	TD	PD	FF	FR	Yds	T	S	A
2019	Tampa Bay	9	1	8	1	7	0.0	0.0	0	0	0	0	1	1	0	0	0	0	0
2020	Tampa Bay	16	1	16	10	6	1.0	10.0	0	0	0	0	1	0	0	0	2	1	1
2021	Tampa Bay	17	2	19	12	7	5.0	45.0	0	0	0	0	1	0	1	0	3	1	2
2022	Tampa Bay	17	8	44	25	19	5.5	46.0	0	0	0	0	0	3	1	0	2	1	1
2023	Tampa Bay	16	0	37	21	16	3.0	18.0	0	0	0	0	0	0	0	0	3	0	3
NFL Totals		75	12	124	59	55	14.5	115.0	0	0	0	0	3	4	2	0	10	3	7
Playoffs																			
Year	Team	Tackles							INT					Fumbles			Tackles		
		GP	GS	T	S	A	Sk	Yds	No	Yds	Lg	TD	PD	FF	FR	Yds	T	S	A
2020	Tampa Bay	4	0	3	3	0	1.0	6.0	0	0	0	0	0	0	0	0	1	1	0
2021	Tampa Bay	2	0	1	0	1	0.0	0.0	0	0	0	0	0	0	0	0	1	1	0
2022	Tampa Bay	1	1	3	3	0	0.0	0.0	0	0	0	0	0	0	0	0	0	0	0
2023	Tampa Bay	2	0	1	1	0	0.0	0.0	0	0	0	0	0	0	0	0	0	0	0
Postseason		9	1	8	7	1	1.0	6.0	0	0	0	0	0	0	0	0	2	2	0

#76

SUA OPETA

OFFENSIVE LINEMAN

HT: 6-4 WT: 305

DOB: 8/15/96

NFL: 5TH YEAR

ACO: UFA (PHI), 2024

COLLEGE: WEBER STATE



TRANSACTIONS:

- X Originally entered the NFL as a college free agent with the Philadelphia Eagles on May 9, 2019.
- X Signed as an unrestricted free agent with the Tampa Bay Buccaneers on March 15, 2024.

CAREER HIGHLIGHTS:

- X Has appeared in 38 career games, making 10 starts, all for the Philadelphia Eagles.
- X From 2020-23, started five games at left guard and five games at right guard. Logged 496 snaps at left guard and 452 snaps at right guard.
- X Has appeared in two postseason contests for the Eagles – including one start – both of which were Wild Card round losses to the Buccaneers.

2023 HIGHLIGHTS:

- X Appeared in 13 games for the Eagles, making six starts – five at right guard and one at left guard.
- X Logged 394 snaps at right guard and 134 at left guard.

COLLEGE:

- X Appeared in 50 career games, making 43 starts, across four years at Weber State University (2015-18).
- X Started 39 straight games across his final three seasons at Weber State.

- X Was a two-time FCS All-American and a two-time first-team All-Big Sky honoree across the 2017-18 seasons.
- X Was voted a team captain as a senior.
- X Received All-Big Sky honorable mention as a sophomore in 2016.

PERSONAL:

- X Attended Stansbury High School (Stansbury Park, Utah), where he played offensive line and defensive line.
- X Received All-State honorable mention recognition following his senior season in high school.
- X Full name is Iosua Opeta (YO-sue-a; O-pet-a).
- X Has a twin brother named Isaia, and a sister named Malia.
- X Majored in Human Performance Management.

OPETA'S CAREER STATISTICS

Games/Starts: 2023: 17/17 (P: 2/2)
Career Totals: 17/17 (P: 2/2)

#88 CADE OTTON

TIGHT END

HT: 6-5 WT: 247

DOB: 4/15/99

NFL: 3RD YEAR

ACQ: D4A, 2022

COLLEGE: WASHINGTON



ACQUIRED BY BUCS:

- X Selected in the fourth round (106th overall) of the 2022 NFL Draft by the Buccaneers.

2023 HIGHLIGHTS:

- X Started at tight end in the Week 1 victory at Minnesota and played 66-of-68 offensive snaps, bringing in two receptions for 19 yards.
- X Started at tight end in the Week 2 win over Chicago, playing 69-of-71 offensive snaps and hauling in six receptions for 41 yards.
- X In Week 3 vs. Philadelphia, started at tight end and played 40-of-44 offensive snaps, finishing with one reception for 16 yards.
- X Played all 71 offensive snaps in the Week 4 victory at New Orleans, finishing with three receptions for 13 yards and a receiving touchdown. It marked his first receiving touchdown of the season and the third of his career.
- X Played 54-of-56 offensive snaps in Week 6 vs. Detroit, finishing with one reception for 15 yards.
- X In Week 7 vs. Atlanta, started at tight end and played 79-of-73 offensive snaps, bringing in five receptions for 43 yards.
- X Otton's five receptions in Week 7 were one off his career high, while his 43 receiving yards were tied for his third most in a game in his career.
- X In Week 8 at Buffalo, played 66-of-68 offensive snaps and brought in four receptions for 27 yards.
- X Played all 66 offensive snaps in Week 9 at Houston, finishing with a then-career-high-tying six receptions for a then-career-high 70 receiving yards and a then-career-high 2 touchdowns.

- X Otton's Week 9 performance marked his first career multi-touchdown game.
- X In the Week 10 victory over Tennessee, played 62-of-65 offensive snaps and finished with two receptions for 10 yards.
- X Played 68-of-71 offensive snaps in Week 11 at San Francisco, logging four receptions for 49 yards. Brought in a reception of 27 yards, good for his longest reception of the season to that point.
- X Played all 60 offensive snaps in Week 12 at Indianapolis, bringing in four receptions for 45 yards.
- X In the Week 13 victory over Carolina, played 61-of-62 offensive snaps. Contributed an edge-sealing block on WR Chris Godwin's 19-yard touchdown run.
- X In the Week 14 victory over Atlanta, played 66-of-68 offensive snaps, finishing with two receptions for 16 yards and one touchdown. Brought in a go-ahead touchdown pass from Baker Mayfield with 31 seconds in remaining to propel Tampa Bay to victory.
- X Otton's go-ahead touchdown in Week 14 marked the third career go-ahead touchdown with less than a minute remaining in a game.





- X In the Week 15 victory at Green Bay, played 56-of-62 offensive snaps and brought in two receptions for 44 yards.
- X Played 72-of-74 offensive snaps in the Week 16 win over Jacksonville, bringing in one reception for seven yards.
- X In Week 17 vs. New Orleans, played 53-of-56 offensive snaps, hauling in two receptions for five yards.
- X In the Week 18 victory at Carolina, played 61-of-65 offensive snaps and brought in two receptions for 30 yards.
- X In the Wild Card round victory over Philadelphia, brought in a team-high eight receptions for 89 yards, establishing new career highs in targets (11), receptions and receiving yards.
- X Otton's eight catches in the Wild Card round were the most by a tight end in a playoff game in club history. His 89 receiving yards marked the second-highest single-game output by a tight end in franchise postseason history.
- X In the Divisional round contest at Detroit, brought in five receptions for 65 yards and one touchdown – marking his first career postseason touchdown.


COLLEGE:

- X Spent five collegiate seasons at Washington (2017-21), appearing in 39 games, recording 91 receptions for 1,026 yards and nine touchdowns.
- X Played in eight games for the Huskies in 2021, missing four due to injury. He posted 28 receptions for 250 yards and one touchdown in his senior season.
- X Otton earned first-team All-Pac-12 honors and was a semifinalist for the John Mackey Award in 2020, recording 18 receptions for 258 and three touchdowns in a condensed season due to the COVID-19 pandemic.

- X Posted career highs in receptions (32) and receiving yards (344) as a sophomore in 2019.
- X Played in 14 games as a redshirt freshman in 2018, tallying 13 receptions for 174 yards and three touchdowns.
- X Redshirted as a true freshman in 2017.

PERSONAL:

- X Attended Tumwater High School (Tumwater, Washington), where he played on a football team that went 47-5 over his four years.
- X During his final season in 2016, Otton was named the 2A State Player of the Year by the Associated Press, the Olympian newspaper's area Player of the Year and the Seattle Times all-state and Evergreen Conference 2A MVP. He was also named to the all-state team by USA Today and the Tacoma News-Tribune all-area team.
- X Set Tumwater High School school records for career receptions (95), receiving yards (1,705) and receiving touchdowns (33).
- X Ranked as the No. 8 prospect in the state of Washington and the No. 22 tight end prospect in the nation by 247sports.com.
- X Rated as the No. 22 tight end in the country by ESPN.com.
- X Otton played football for his grandfather, Sid Otton, the winningest coach in Washington state high school history.



OTTON'S GAME-BY-GAME STATISTICS

2023

DATE	OPP	NO	RECEIVING				ATT	RUSHING			
			YDS	AVG	LG	TD		YDS	AVG	LG	TD
Sept. 10	@MIN	2	19	9.5	13	0	0	0	-	-	0
Sept. 17	CHI	6	41	6.8	9	0	0	0	-	-	0
Sept. 25	PHI	1	16	16.0	16	0	0	0	-	-	0
Oct. 1	@NO	3	13	4.3	6	1	0	0	-	-	0
Oct. 15	DET	1	15	15.0	15	0	0	0	-	-	0
Oct. 22	ATL	5	43	8.6	12	0	0	0	-	-	0
Oct. 26	@BUF	4	27	6.8	12	0	0	0	-	-	0
Nov. 5	@HOU	6	70	11.7	24	2	0	0	-	-	0
Nov. 12	TEN	2	10	5.0	8	0	0	0	-	-	0
Nov. 19	@SF	4	49	12.3	27	0	0	0	-	-	0
Nov. 26	@IND	4	45	11.3	24	0	0	0	-	-	0
Dec. 3	CAR	0	0	0.0	0	0	0	0	-	-	0
Dec. 10	@ATL	2	16	8.0	11	1	0	0	-	-	0
Dec. 17	@GB	2	44	22.0	22	0	0	0	-	-	0
Dec. 24	JAC	1	7	7.0	7	0	0	0	-	-	0
Dec. 31	NO	2	10	5.0	6	0	0	0	-	-	0
Jan. 7	@CAR	2	30	15.0	20	0	0	0	-	-	0
TOTALS		47	455	9.7	27	4	0	0	-	-	0
POSTSEASON											
Jan. 15	PHI	8	89	11.1	24	0	0	0	-	-	0
Jan. 21	@DET	5	65	13.0	27	1	0	0	-	-	0
TOTALS		13	154	11.8	27	1	0	0	-	-	0

OTTON'S CAREER STATISTICS

YEAR	TEAM	GP	GS	RECEIVING				LG	TD	RUSHING				LG	TD
				NO	YDS	AVG				ATT	YDS	AVG			
2022	Tampa Bay	16	11	42	391	9.3	35	2	0	0	-	-	0		
2023	Tampa Bay	17	17	47	455	9.7	27	4	0	0	-	-	0		
NFL Totals		33	28	89	846	9.5	35	6	0	0	-	-	0		
Postseason															
YEAR	TEAM	GP	GS	Receiving				LG	TD	Rushing				LG	TD
				NO	YDS	AVG				ATT	YDS	AVG			
2022	Tampa Bay	1	1	4	58	14.5	17	0	0	0	-	-	0		
2023	Tampa Bay	2	2	13	154	11.8	27	1	0	0	-	-	0		
NFL Totals		3	3	17	212	12.5	27	1	0	0	-	-	0		

#10 TREY PALMER

WIDE RECEIVER

HT: 6-1 WT: 190

DOB: 4/2/01

NFL: 2ND YEAR

ACQ: D6B, 2023

COLLEGE: NEBRASKA


ACQUIRED BY BUCS:

- X Selected in the sixth round (191st overall) of the 2023 NFL Draft by the Tampa Bay Buccaneers.

2023 HIGHLIGHTS:

- X Made his NFL debut in the Week 1 victory at Minnesota, logging 23 offensive snaps and bringing in two receptions for eight yards and one touchdown.
- X His receiving touchdown in Week 1 came on his first career reception. It also marked the ninth time in team history that a player caught a receiving touchdown in their first game with the Buccaneers, and the first such occurrence since Mike Williams did so on Sept. 12, 2010 vs. Cleveland.
- X In the Week 2 victory over Chicago, played 35 offensive snaps and finished with one reception for 20 yards.
- X Played 32-of-44 offensive snaps in Week 3 vs. Philadelphia, finishing with one reception for eight yards.
- X In the Week 4 victory at New Orleans, played 53-of-71 offensive snaps and finished with two receptions for six yards and one receiving touchdown. It marked Palmer's second career touchdown.
- X Played 37-of-56 offensive snaps in Week 6 vs. Detroit, finishing with two receptions for a then-season-high 47 yards. Brought in a 26-yard reception for his then-longest catch of the season.
- X In Week 7 vs. Atlanta, played 47-of-73 offensive snaps, finishing with one reception for five yards.
- X In Week 8 at Buffalo, played 55-of-68 offensive snaps and finished with three receptions for 22 yards.

- X Started at wide receiver and played 48-of-66 offensive snaps in Week 9 at Houston, finishing with three receptions for a then-season-high 51 yards.
- X In the Week 10 victory over Tennessee, played 54-of-65 offensive snaps and finished with two receptions for 21 yards.
- X Played 51-of-71 offensive snaps in Week 11 at San Francisco, bringing in a then-season-high four receptions for 22 yards. Also had one rush for six yards.
- X In Week 12 at Indianapolis, played 41-of-60 offensive snaps and brought in four receptions for 17 yards.
- X In the Week 13 victory over Carolina, played 38-of-62 offensive snaps, finishing with two receptions for 12 yards and one carry for 13 yards.
- X Started at wide receiver in the Week 14 victory over Atlanta, playing 58-of-68 offensive snaps and finishing with one reception for five yards. Also added one rushing attempt for three yards.
- X Started in the Week 15 victory at Green Bay, playing 35-of-62 offensive snaps and bringing in one reception for five yards.
- X In the Week 16 win over Jacksonville, started at wide receiver and played



39-of-74 offensive snaps, finishing with a then-season-high four receptions for 42 yards.

- X In Week 17 vs. New Orleans, tied his season high in receptions (4) and receiving touchdowns (1), while establishing then-season-highs in receiving yards (84) and longest reception (54 yards).
- X In the Week 18 victory at Carolina, started at wide receiver and played 29-of-65 offensive snaps, bringing in two receptions for 10 yards.
- X In the Wild Card round victory over Philadelphia, he brought in one reception for 56 yards and a touchdown, establishing a new record for the longest postseason touchdown catch in team history.
- X In the Divisional round contest at Detroit, played 38-of-64 offensive snaps and brought in two receptions for 32 yards.

COLLEGE:

- X Appeared in 39 career games between Louisiana State University (2019-21) and the University of Nebraska (2022), bringing in 112 receptions for 1,501 yards and 12 touchdowns. Also added seven carries for 82 yards.
- X Saw action as a returner in 23 games, logging 27 punt returns for 224 yards (8.3 avg.) and one touchdown, plus 18 kick returns for 456 yards and one touchdown.
- X As a senior at Nebraska in 2022, established career highs in receptions (71), receiving yards (1,043) and touchdowns (nine).
- X Palmer's 1,043 receiving yards in 2022 set a Nebraska single-season record and his 71 receptions established a new high by a wide receiver, while ranking second overall in program history. His nine touchdown receptions were fifth-most in a single season in program history.
- X Among Power Five receivers with 100-or-more targets, his 83.6 Pro Football Focus grade in 2022 ranked third nationally.

- X Across three seasons at LSU, Palmer totaled 41 receptions for 458 yards and three receiving touchdowns.

PERSONAL:

- X Attended Kentwood High School (Kentwood, La.)
- X Led his high school football team to the Class 1A state title.
- X Was a track standout in high school, winning the 100-meter state title as a senior and recording four 200-meter state championships.
- X Majored in child, youth and family studies at Nebraska.



PALMER'S GAME-BY-GAME STATISTICS

2023

DATE	OPP	NO	RECEIVING				ATT	RUSHING			
			YDS	AVG	LG	TD		YDS	AVG	LG	TD
Sept. 10	@MIN	2	8	4.0	7	1	0	0	-	-	0
Sept. 17	CHI	1	20	20.0	20	0	0	0	-	-	0
Sept. 25	PHI	1	8	8.0	8	0	0	0	-	-	0
Oct. 1	@NO	2	6	3.0	5	1	0	0	-	-	0
Oct. 15	DET	2	47	23.5	26	0	0	0	-	-	0
Oct. 22	ATL	1	5	5.0	5	0	0	0	-	-	0
Oct. 26	@BUF	3	22	7.3	15	0	0	0	-	-	0
Nov. 5	@HOU	3	51	17.0	21	0	0	0	-	-	0
Nov. 12	TEN	2	21	10.5	15	0	0	0	-	-	0
Nov. 19	@SF	4	22	5.5	17	0	1	6	6.0	6	0
Nov. 26	@IND	4	17	4.3	7	0	0	0	-	-	0
Dec. 3	CAR	2	12	6.0	6	0	1	13	13.0	13	0
Dec. 10	@ATL	1	5	5.0	5	0	1	3	3.0	3	0
Dec. 17	@GB	1	5	5.0	5	0	0	0	-	-	0
Dec. 24	JAC	4	42	10.5	18	0	0	0	-	-	0
Dec. 31	NO	4	84	21.0	54t	1	0	0	-	-	0
Jan. 7	@CAR	2	10	5.0	6	0	0	0	-	-	0
TOTALS		39	385	9.9	54t	3	3	22	8.7	13	0

POSTSEASON

Jan. 15	PHI	1	56	56.0	56t	1	1	9	9.0	9	0
Jan. 21	@DET	2	32	16.0	23	0	0	0	-	-	0
TOTALS		3	88	29.3	56t	1	1	9	9.0	9	0

PALMER'S CAREER STATISTICS

YEAR	TEAM	GP	GS	RECEIVING				LG	TD	RUSHING			
				NO	YDS	AVG				ATT	YDS	AVG	LG
2023	Tampa Bay	17	8	39	385	9.9	54	3	3	22	8.7	13	0
NFL Totals		17	8	39	385	9.9	54	3	3	22	8.7	13	0
Postseason				Receiving						Rushing			
YEAR	TEAM	GP	GS	NO	YDS	AVG	LG	TD	ATT	YDS	AVG	LG	TD
2023	Tampa Bay	2	0	3	88	29.3	56t	1	1	9	9.0	9	0
NFL Totals		2	0	3	88	29.3	56t	1	1	9	9.0	9	0

#51

J.J. RUSSELL

LINEBACKER

HT: 6-1 **WT:** 225

DOB: 10/12/98

NFL: 3RD YEAR

ACQ: FA, 2022

COLLEGE: MEMPHIS



ACQUIRED BY BUCS:

- X Signed by Tampa Bay as a college free agent on May 13, 2022.

2023 HIGHLIGHTS:

- X Was elevated from the practice squad for Tampa Bay's Week 2 victory over Chicago, logging a team-high-tying 20 special teams snaps.
- X Was elevated from the practice squad for Week 3 vs. Philadelphia and recorded a team-high-tying 19 special teams snaps.
- X Was elevated from the practice squad for Tampa Bay's Week 4 victory at New Orleans, logging a team-high-tying 21 special teams snaps.
- X In Week 12 at Indianapolis, logged 13 special teams snaps.
- X Made his first career start in the Week 13 victory over Carolina, playing 71-of-72 defensive snaps and finishing with a then-career-high seven tackles (one for loss), one quarterback hit and 1.0 sack.
- X Russell's sack in Week 13 marked his first career sack.
- X Appeared on special teams in the Week 14 victory over Atlanta, playing 21 special teams snaps and finishing with one special teams tackle.
- X Appeared on special teams in the Week 15 victory at Green Bay, logging 18 special teams snaps.
- X Was inactive for Week 16 vs. Jacksonville and Week 17 vs. New Orleans.
- X Appeared on special teams in the Week 18 victory over Carolina, recording one special teams tackle.
- X Was inactive for the Wild Card round vs. Philadelphia and the Divisional round against Detroit.

COLLEGE:

- X Spent five seasons at Memphis (2017-21), appearing in 61 games, while starting 50 of those contests, compiling 306 tackles (24 for loss), eight passes defended, 5.0 sacks, five forced fumbles, two fumble recoveries, one interception and one blocked kick.
- X Named first-team All-American Athletic Conference (AAC) as a fifth-year senior in 2021, ranking fourth in the nation in solo tackles per game (6.5) and ninth in total tackles per game (10.2), while leading the AAC in both statistics. Started all 12 games for the Tigers, registering 123 tackles (78 solo, 6.5 for loss), 1.0 sack, one interception, one pass defended and one forced fumble.
- X Started all 11 games in 2020, totaling 58 tackles (3.5 for loss), three passes defended and one forced fumble.
- X Part of a 2019 Memphis team that won the AAC Championship and earned a berth in the Goodyear Cotton Bowl Classic, recording 58 tackles (5.5 for loss) and 1.0 sack.
- X As a sophomore in 2018, Russell started 13-of-14 games played, tallying 58 tackles (8.5 for loss), 3.0 sacks, three forced fumbles and one fumble recovery.
- X Saw time in all 10 games as a true freshman in 2017, notching nine tackles and one blocked kick.

PERSONAL:

- X Attended Grenada High School (Grenada, Mississippi), where he was an all-state performer.
- X A consensus top-75 outside linebacker in the nation by ESPN.com (No. 54), Scout.com (No. 63) and 247Sports (No. 71).

X Played in the Mississippi-Alabama All-Star Game.

RUSSELL'S GAME-BY-GAME STATISTICS

2023

DATE	OPP	TACKLES			TFL	SK	YDS	QH	INTERCEPTIONS					FUMBLES			ST TACKLES		
		T	S	A					NO	YDS	LG	TD	PD	FF	FR	YDS	T	S	A
Sept. 10	@MIN								Practice Squad										
Sept. 17	CHI	0	0	0	0	0.0	0.0	0	0	0	0	0	0	0	0	0	0	0	0
Sept. 25	PHI	0	0	0	0	0.0	0.0	0	0	0	0	0	0	0	0	0	1	0	1
Oct. 1	@NO	0	0	0	0	0.0	0.0	0	0	0	0	0	0	0	0	0	0	0	0
Oct. 15	DET								Practice Squad										
Oct. 22	ATL								Practice Squad										
Oct. 26	@BUF								Practice Squad										
Nov. 5	@HOU								Practice Squad										
Nov. 12	TEN								Practice Squad										
Nov. 19	@SF								Practice Squad										
Nov. 26	@IND	0	0	0	0	0.0	0.0	0	0	0	0		0	0	0	0	0	0	0
Dec. 3	CAR	7	6	1	1	1.0	9.0	1	0	0	0	0	0	0	0	0	0	0	0
Dec. 10	@ATL	0	0	0	0	0.0	0.0	0	0	0	0	0	0	0	0	0	1	0	1
Dec. 17	@GB	0	0	0	0	0.0	0.0	0	0	0	0	0	0	0	0	0	0	0	0
Dec. 24	JAC								Inactive										
Dec. 31	NO								Inactive										
Jan. 7	@CAR	0	0	0	0	0.0	0.0	0	0	0	0	0	0	0	0	0	1	1	0
TOTALS		7	6	1	1	1.0	9.0	1	0	0	0	0	0	0	0	0	3	1	2

POSTSEASON

Jan. 15	PHI								Inactive										
Jan. 21	@DET								Inactive										
TOTALS		-	-	-	-	-	-	-	-	-	-	-	-	-	-	-	-	-	-

RUSSELL'S CAREER STATISTICS

Year	Team	GP	GS	Tackles			Sk	Yds	INT					Fumbles			ST Tackles		
				T	S	A			No	Yds	Lg	TD	PD	FF	FR	Yds	T	S	A
2022	Tampa Bay	6	0	4	1	3	0.0	0.0	0	0	0	0	0	0	0	0	2	2	0
2023	Tampa Bay	8	1	7	6	1	1.0	9.0	0	0	0	0	0	0	0	0	3	1	2
NFL Totals		14	1	11	7	4	1.0	9.0	0	0	0	0	0	0	0	0	5	3	2

#25

STERLING SHEPARD

WIDE RECEIVER

HT: 5-10 WT: 198

DOB: 2/10/93

NFL: 9TH YEAR

ACQ: UFA (NYG), 2024

COLLEGE: OKLAHOMA



TRANSACTIONS:

- X Originally entered the NFL as a second-round pick (40th overall) by the New York Giants in the 2016 NFL Draft.
- X Signed as an unrestricted free agent by the Tampa Bay Buccaneers on June 6, 2024.

AWARDS & ACCOLADES:

- X 2016 PFWA All-Rookie team.

CAREER HIGHLIGHTS:

- X Has appeared in 90 career games, all with the Giants, making 74 starts and totaling 372 receptions for 4,095 yards and 23 receiving touchdowns. Has also added 24 rushing attempts for 186 yards and one rushing touchdown.
- X Has started one career playoff game, bringing in four receptions for 63 yards.
- X At the time of his departure from the Giants, ranked fifth all-time in franchise history in receptions with 372.
- X Established career highs in both receptions (66) and receiving yards (872) during the 2018 season with the Giants.
- X Ranked tied for ninth in the NFL and tied for fifth among all rookies with eight receiving touchdowns in 2016.
- X Brought in his first career reception and first career touchdown reception when he made his NFL debut in Week 1 of the 2016 season against the Dallas Cowboys (9/11/16).

2023 HIGHLIGHTS:

- X Appeared in 15 games for the New York Giants, making two starts and bringing in 10 receptions for 57 yards and one touchdown. Also added one carry for six yards.

COLLEGE:

- X Appeared in 50 games, making 41 starts, across four years at the University of Oklahoma (2012-15).
- X Finished his collegiate career with 233 receptions for 3,482 yards and 26 receiving touchdowns, adding 17 carries for 109 yards.
- X Ranks second in Oklahoma program history in receptions (233) and receiving yards (3,482), while ranking fourth in touchdown receptions (26) and 100-yard receiving games (12).
- X As a senior in 2015, received first-team All-America honors after he brought in 86 receptions for 1,288 receiving yards and 11 touchdowns with Baker Mayfield as his quarterback. Was also named first-team All-Big 12.
- X His 86 receptions as a senior marked the third-highest single-season total in Oklahoma history.
- X Received first-team All-Big 12 recognition following his junior season at Oklahoma (2014) when he tallied 51 receptions for 970 yards and five receiving touchdowns.
- X As both a junior and a senior, was a semifinalist for the Biletnikoff Award, given to the nation's top wide receiver.
- X Tied an Oklahoma program record with a 15-catch game against Kansas State as a junior.

PERSONAL:

- X Has two daughters, Cali Clay and Cassie Snow.
- X Is the son of Cheri and Derrick Shepard.
- X At Oklahoma, wore the same jersey number (3) as his late father, who

played wide receiver at Oklahoma from 1983-86.

- X Majored in Arts & Sciences Planned Program.
- X Attended Heritage Hall High School (Heritage Hall, Okla.) where he recorded 5,148 career all-purpose yards.
- X Selected to the Under Armour All-American Game.

COMMUNITY:

- X Partnered with the American Heart Association to host a virtual Play 60 conversation with students across the tri-state (New York, New Jersey, Connecticut) area.

- X Met with members of the Wounded Warriors Project during their visit to the New York Giants facility to watch practice and enjoy a day with the team.
- X Represented the Alzheimer's Association and American Heart Association to honor his father and grandmother during the NFL's My Cause, My Cleats initiative.

SHEPARD'S CAREER STATISTICS

YEAR	TEAM	GP	GS	RECEIVING				LG	TD	RUSHING				LG	TD
				NO	YDS	AVG				ATT	YDS	AVG			
2016	N.Y. Giants	16	16	65	683	10.5		32t	8	3	31	10.3		22	0
2017	N.Y. Giants	11	10	59	731	12.4		77t	2	4	4	1.0		12	0
2018	N.Y. Giants	16	16	66	872	13.2		58	4	3	33	11.0		27	0
2019	N.Y. Giants	10	10	57	576	10.1		36	3	6	72	12.0		23	0
2020	N.Y. Giants	12	12	66	656	9.9		29	3	6	49	8.2		23t	1
2021	N.Y. Giants	7	6	36	366	10.2		37t	1	1	-9	-9.0		-9	0
2022	N.Y. Giants	3	2	13	154	11.8		65t	0	0	0	-		-	0
2023	N.Y. Giants	15	2	10	57	5.7		54	3	3	22	8.7		13	0
NFL Totals		90	74	372	4,095	11.0		77t	23	24	186	7.8		27	1
Postseason															
YEAR	TEAM	GP	GS	Receiving				LG	TD	Rushing				LG	TD
				NO	YDS	AVG				ATT	YDS	AVG			
2016	N.Y. Giants	1	1	4	63	15.8		26	0	0	0	-		-	0
NFL Totals		1	1	4	63	15.8		26	0	0	0	-		-	0

SINGLE-GAME HIGHS

Receptions: 11, twice, last vs. Philadelphia, 12/17/17
Receiving Yards: 167, at Atlanta, 10/22/18
Receiving TDs: 1, 23 times, last at Dallas, 11/12/23
Long Reception: 77t, at Philadelphia, 9/24/17

#77

JUSTIN SKULE

OFFENSIVE TACKLE

HT: 6-6 WT: 315

DOB: 11/23/96

NFL: 5TH YEAR

ACQ: FA, 2022

COLLEGE: VANDERBILT



TRANSACTIONS:

- X Selected in the sixth round (183rd overall) in the 2019 NFL Draft by the San Francisco 49ers. Was waived on Aug. 30, 2022.
- X Signed to the Buccaneers' practice squad on Sept. 21, 2022.

CAREER HIGHLIGHTS:

- X Has started 12-of-49 career games, totaling 797 offensive snaps. Has yielded just 6.5 sacks in that time.

2023 HIGHLIGHTS:

- X Appeared on special teams in Weeks 1-10, 12.
- X Appeared in a reserve capacity on offense in Week 11 at San Francisco, logging two offensive snaps. Also appeared on special teams.
- X In the Week 13 victory over Carolina, appeared in a reserve capacity on offense, logging one offensive snap. Also appeared on special teams.
- X In the Week 14 victory over Atlanta and Week 15 victory at Green Bay, appeared on special teams and in a reserve capacity on offense, reporting eligible for one snap.
- X Appeared in a reserve capacity on offense in the Week 16 win over Jacksonville, logging four offensive snaps.
- X In Week 17 vs. New Orleans, appeared on special teams and in a reserve

capacity on offense, logging three snaps.

- X In the Week 18 victory at Carolina, appeared in a reserve capacity on offense, playing seven snaps.
- X Appeared in a reserve capacity on offense and on special teams in the Wild Card round victory over Philadelphia.
- X Appeared on special teams in the Divisional round contest at Detroit.

COLLEGE:


- X Played four seasons at Vanderbilt (2015-18), starting 40-of-45 games and making 40 consecutive starts.
- X Began his college career at right tackle before moving to left tackle prior to his junior season.
- X Was named the SEC Offensive Lineman of the Week for the week of Oct. 27, 2018.
- X Was on the SEC Academic Honor Roll from 2015-17.

PERSONAL:

- X Attended Centreville High School (Clifton, Virginia) where he played in two state championships and won one in 2013.
- X Also competed in shot put and discus.
- X His father works for the FBI.
- X Last name is pronounced "School."

SKULE'S CAREER STATISTICS
Games/Starts: SF: 2019: 15/8 (P:3/0); 2020: 16/4; TB: 2022: 1/0; 2023: 17/0 (P: 2/0) Career Totals: 49/12 (P: 5/0)

#37

TAVIERRE THOMAS**CORNERBACK****HT: 5-10 WT: 205****DOB: 3/11/96****NFL: 7TH YEAR****ACQ: UFA (HOU), 2024****COLLEGE: FERRIS STATE****TRANSACTIONS:**

- X Originally entered the NFL as a college free agent with the Arizona Cardinals on April 30, 2018. Was waived by the Cardinals on Sept. 1, 2018.
- X Was claimed by the Cleveland Browns on Sept. 2, 2018.
- X Signed with the Houston Texans as an unrestricted free agent on March 22, 2021.
- X Signed with the Tampa Bay Buccaneers as an unrestricted free agent on March 18, 2024.

AWARDS & ACCOLADES:

- X 1x AFC Defensive Player of the Week (Week 16, 2021)

CAREER HIGHLIGHTS:

- X Has appeared in 81 career games, making 22 starts between the Cleveland Browns (2018-20) and the Houston Texans (2021-23).
- X In his career, has amassed 182 tackles (six for loss), six passes defended, six forced fumbles, two interceptions (returned 48 yds., 1 TD), two fumble recoveries, two quarterback hits, and 1.0 sack.
- X Has appeared in two career postseason games, logging one tackle. Also added three special teams tackles.

2023 HIGHLIGHTS:

- X Played nine games, making five starts, for the Houston Texans and finished with 47 tackles (two for loss), two forced fumbles and one pass defended.

COLLEGE:

- X Appeared in 45 career games at Ferris State University (2014-17), finishing with 175 tackles, 35 passes defended,

and 14 interceptions (two returned for touchdowns).

- X Earned Division II first-team All-America honors and first-team All-GLIAC (Great Lakes Intercollegiate Athletic Conference) honors in the 2016 and 2017 seasons.
- X Was named the GLIAC Defensive Back of the Year as a senior in 2017 after posting 60 tackles, 18 passes defended and four interceptions.
- X Earned consensus All-America accolades as a junior in 2016 after finishing the year with 59 total tackles, 15 passes defended and a team-high six interceptions.
- X As a sophomore in 2015, notched 48 total tackles, three interceptions and one forced fumble.
- X Decided to attend Ferris State on an academic scholarship after posting a 3.8 GPA in high school. Walked on to the football team as a freshman.

PERSONAL:

- X Attended Detroit Allen High School (Detroit, Mich).

THOMAS' CAREER STATISTICS

Year	Team	GP	GS	Tackles			Sk	Yds	INT					Fumbles			ST Tackles		
				T	S	A			No	Yds	Lg	TD	PD	FF	FR	Yds	T	S	A
2018	Cleveland	13	0	1	1	0	0.0	0.0	0	0	0	0	0	0	0	0	7	6	1
2019	Cleveland	16	0	0	0	0	0.0	0.0	0	0	0	0	0	0	1	0	9	4	5
2020	Cleveland	16	3	20	19	1	1.0	7.0	0	0	0	0	0	1	1	0	10	10	0
2021	Houston	17	8	78	46	32	0.0	0.0	2	48	48t	1	4	1	0	0	8	5	3
2022	Houston	10	6	36	19	17	0.0	0.0	0	0	0	0	1	2	0	0	5	4	1
2023	Houston	9	5	47	27	20	0.0	0.0	0	0	0	0	1	2	0	0	4	3	1
NFL Totals		14	1	11	7	4	1.0	9.0	0	0	0	0	0	0	0	0	43	32	11
Playoffs																			
Year	Team	GP	GS	Tackles			Sk	Yds	INT					Fumbles			ST Tackles		
				T	S	A			No	Yds	Lg	TD	PD	FF	FR	Yds	T	S	A
2020	Cleveland	2	0	1	1	0	0.0	0.0	0	0	0	0	0	0	0	0	3	1	2
Postseason		2	0	1	1	0	0.0	0.0	0	0	0	0	0	0	0	0	3	1	2

#83

CODY THOMPSON

WIDE RECEIVER
HT: 6-2 WT: 205
DOB: 1/11/96
NFL: 3RD YEAR
ACQ: FA, 2024
COLLEGE: TOLEDO



TRANSACTIONS:

- X Originally entered the NFL college free agent with the Kansas City Chiefs on May 4, 2019. Was Released on Aug. 31, 2019.
- X Signed to Kansas City's practice squad on Sept. 1, 2019. Was released on Oct. 29, 2019.
- X Signed to the Seattle Seahawks' practice squad on Oct. 30, 2019. Was released on Nov. 5, 2019.
- X Signed to the Cincinnati Bengals' practice squad on Nov. 19, 2019. Was released on Jan. 6, 2020.
- X Signed a future contract with the Seattle Seahawks on Jan. 14, 2020.
- X Signed as a free agent with the Tampa Bay Buccaneers on June 6, 2024.

CAREER HIGHLIGHTS:

- X Has appeared in 12 career games, all for the Seattle Seahawks, bringing in one reception for 10 yards and recording three special teams tackles.

2023 HIGHLIGHTS:

- X Appeared in seven games for the Seahawks, logging one catch for 10 yards and adding two special teams tackles.

COLLEGE:

- X Played in 56 career games at the University of Toledo (2014-18), totaling

181 receptions for 3,312 yards and 30 receiving touchdowns.

- X Owns the Toledo program record for touchdown receptions with 30, and ranks second in receiving yards with 3,312.
- X Received first-team All-MAC recognition as a redshirt senior in 2018 after posting 48 receptions for 647 yards and 10 receiving touchdowns.
- X Was named first-team All-MAC following his redshirt sophomore season in 2016 in which he hauled in 64 receptions for a career-high 1,269 receiving yards and 11 touchdowns.

PERSONAL:

- X Attended Huron High School (Huron, Ohio), where he played quarterback and punted.
- X Was named second-team all-conference, second-team all-district and academic all-conference as a senior after throwing for 1,883 yards and 17 touchdowns and adding 1,139 rushing yards and 22 rushing touchdowns.
- X Also played basketball, where he was an honorable mention all-district player as a junior.
- X Is the son of Scott and Lois Thompson.
- X Majored in Marketing.

THOMPSON'S CAREER STATISTICS

YEAR	TEAM	GP	GS	RECEIVING				LG	TD	RUSHING				LG	TD
				NO	YDS	AVG				ATT	YDS	AVG			
2022	Tampa Bay	5	0	0	0	-		-	0	0	0	-		-	0
2023	Tampa Bay	7	0	1	10	10.0		10	0	0	0	-		-	0
NFL Totals		12	0	1	10	10.0		10	0	0	0	-		-	0

#2

KYLE TRASK**QUARTERBACK****HT:** 6-5 **WT:** 236**DOB:** 3/6/98**NFL:** 4TH YEAR**ACQ:** D2, 2021**COLLEGE:** FLORIDA**ACQUIRED BY BUCS:**

- X Selected in the second round (64th overall) of the 2021 NFL Draft by the Buccaneers.

2023 HIGHLIGHTS:

- X Did not play in Weeks 1-9, 11-18.
- X Logged one snap in the Week 10 victory over Tennessee.
- X In Week 12 at Indianapolis, played two snaps, going 0-for-1 on pass attempts.
- X Did not play in the Wild Card round victory over Philadelphia or the Divisional round contest at Detroit.

COLLEGE:

- X Played in 28 games at Florida (2016-20), completing 552-of-813 passes for 7,386 yards and 69 touchdowns. Trask's 69 career touchdown passes rank sixth in school history, while his 7,386 career passing yards rank eighth.
- X In 2020, Trask completed 301-of-437 passes (68.9 pct.) for 4,283 yards (9.8 avg.) with 43 touchdowns and eight interceptions, while rushing for an additional three touchdowns.
- X A Heisman Trophy Finalist in 2020, Trask led the FBS in total touchdowns (46) and touchdown passes (43) while ranking second in passing yards (4,283). His 43 touchdown passes established a new school record and rank third in a single season in SEC history (LSU's Joe Burrow, 60 in 15 games in 2019; Missouri's Drew Lock, 44 in 13 games in 2017).
- X Trask's 46 total touchdowns tied for the sixth-most in a single season in the SEC and ranked second in school history, trailing only Tim Tebow (55 in 2007).
- X Trask finished second nationally in passing yards per game (356.9),

breaking Rex Grossman's school record (354.0 in 2001) and ranking third in SEC history, behind only Kentucky's Tim Couch (388.6 in 1998) and LSU's Joe Burrow (378.1 in 2019).

- X Earned second-team All-America honors (Associated Press, Sporting News) and second-team All-SEC honors (Associate Press, SEC Coaches), while finishing as a finalist for the Davey O'Brien National Quarterback Award, Johnny Unitas Golden Arm Award, Manning Award and Earl Campbell Tyler Rose Award.
- X In 2019, played in 12 games, with 10 starts, completing 237-of-354 passes (66.9 pct.) for 2,941 yards, with 25 touchdowns and seven interceptions, earning third-team All-SEC honors.
- X Played in four games as a backup in 2018.
- X Did not play in 2017.
- X Redshirted in 2016.

PERSONAL:

- X Attended Manvel High School (Manvel, Texas).
- X Helped his team to an 11-3 record as a senior and a spot in the Texas UIL 6A Division 2 Quarterfinals.

FRONT OFFICE

VETERANS

2023 REVIEW

HISTORY

RECORDS

SIDELINES

TRASK'S GAME-BY-GAME STATISTICS

2023		PASSING									
DATE	OPP	ATT	CMP	PCT	YDS	YDS/ATT	TD	INT	LG	SK-YDS	RTG
Sept. 10	@MIN										
Sept. 17	CHI										
Sept. 25	PHI										
Oct. 1	@NO										
Oct. 15	DET										
Oct. 22	ATL										
Oct. 26	@BUF										
Nov. 5	@HOU										
Nov. 12	TEN	0	0	0.0	0	0.0	0	0	0	0-0	0.0
Nov. 19	@SF										
Nov. 26	@IND	1	0	0.0	0	0.0	0	0	0	0-0	39.6
Dec. 3	CAR										
Dec. 10	@ATL										
Dec. 17	@GB										
Dec. 24	JAC										
Dec. 31	NO										
Jan. 7	@CAR										
TOTALS		1	0	0.0	0	0.0	0	0	0	0-0	39.6
POSTSEASON											
Jan. 15	PHI										
Jan. 21	@DET										
TOTALS		-	-	-	-	-	-	-	-	-	-

TRASK'S CAREER STATISTICS

		Passing										Yds		
Year	Team	GP	GS	Att	Cmp	Pct	Yds	Y/A	TD	Int	Lg	Sk	Lst	RTG
2022	Tampa Bay	1	0	9	3	33.3	23	2.6	0	0	9	0	0	42.4
2023	Tampa Bay	2	0	1	0	0.0	0	0.0	0	0	0	0	0	39.6
NFL Totals		3	0	10	3	30.0	23	2.6	0	0	9	0	0	39.6

#97 ZACH TRINER

LONG SNAPPER

HT: 6-3 WT: 245

DOB: 1/30/91

NFL: 6TH YEAR

ACQ: FA, 2019

COLLEGE: ASSUMPTION



TRANSACTIONS:

- X Signed to a futures contract with New York Jets on January 5, 2017. Waived on May 8, 2017.
- X Signed to Green Bay Packers' practice squad on December 27, 2017. Signed to a futures contract with Green Bay on January 2, 2018. Waived on September 1, 2018.
- X Signed to a futures contract with Tampa Bay Buccaneers on January 3.

CAREER HIGHLIGHTS:

- X Super Bowl LV Champion.
- X Has appeared in 75 career games, all as the team's long snapper, logging 10 career special teams tackles.
- X Has appeared in nine career playoff games.

2023 HIGHLIGHTS:

- X Appeared on special teams in the Week 1 victory at Minnesota, logging 11 snaps.
- X Appeared on special teams in the Week 2 win over Chicago, logging 10 special teams snaps.
- X In Week 3 vs. Philadelphia, logged five special teams snaps.
- X Played nine special teams snaps in the Week 4 victory at New Orleans.
- X In Week 6 vs. Detroit, logged eight special teams snaps.
- X Appeared on six special teams snaps in Week 7 vs. Atlanta.
- X Recorded nine special teams snaps in Week 8 at Buffalo.
- X Played 11 special teams snaps in Week 9 at Houston, recording his first special teams tackle of the season.

- X In the Week 10 victory over Tennessee, played nine special teams snaps and finished with one special teams tackle.
- X Appeared on special teams in Week 11 at San Francisco, playing special teams snaps.
- X Played eight special teams snaps in Week 12 at Indianapolis.
- X In the Week 13 victory over Carolina, played 11 special teams snaps.
- X Logged 11 special teams snaps in the Week 14 victory over Atlanta.
- X Played seven special teams snaps in the Week 15 victory at Green Bay.
- X Logged eight special teams snaps in the Week 16 win over Jacksonville, recording one special teams tackle.
- X Appeared on six special teams snaps in Week 17 vs. New Orleans.
- X Played nine special teams snaps in the Week 18 victory at Carolina.
- X Appeared on nine special teams snaps in the Wild Card round win over Philadelphia.
- X Logged eight special teams snaps in the Divisional round contest at Detroit.

COLLEGE:

- X Appeared in 25 games in three seasons at Assumption College (2012-14) as a defensive lineman.
- X Logged 66 tackles, 14 tackles for loss, 8.5 sacks, three forced fumbles and two fumble recoveries.
- X As a senior (2014), played in all 11 games, tallying 31 tackles, with 7.5 for loss, 5.5 sacks, two forced fumbles and one fumble recovery.
- X As a junior (2013), recorded 31 tackles, five tackles for loss, two sacks, one forced fumble and one fumble recovery.

- X Appeared in three games in his sophomore season (2012), notching four tackles and a sack.
- X Transferred from Sienna College, where he won a Metro Atlantic Athletic Conference title in lacrosse.
- X Majored in psychology.

PERSONAL:

- X Played football and lacrosse at Marshfield High School (Marshfield, Massachusetts), where he was a two-time all-state and all-conference performer in both sports.
- X Son of Kristin and Stephen Gangi. Father, Stephen, played in the MLB for the Boston Red Sox and Atlanta Braves.

COMMUNITY:

- X In November 2021, the Buccaneers specialist helped serve dinner to patients undergoing cancer treatments and their families at Florida Cancer Specialists.
- X Triner took a visit to MacDill Air Force Base to learn and speak with members of the military.
- X Triner also participated in the Buccaneers Mock Trial and sat in on bail and probation hearings at the Hillsborough County Courthouse on Tuesday to gain perspective on the criminal justice system.

TRINER'S CAREER STATISTICS

Games/Starts: TB: 2019: 16/0; 2020: 16/0 (P:4/0); 2021: 9/0 (P:2/0); 2022: 17/0 (P:1/0); 2023: 17/0 (P: 1/0)
Career Totals: 75/0 (P: 9/0)
Special Teams Tackles: 10 – 3 in 2023; 1 in 2022; 3 in 2021; 2 in 2020; 1 in 2019

#9

JOE TRYON-SHOYINKA**OUTSIDE LINEBACKER****HT:** 6-5 **WT:** 259**DOB:** 4/30/99**NFL:** 4TH YEAR**ACQ:** D1, 2021**COLLEGE:** WASHINGTON**ACQUIRED BY BUCS:**

- X Selected in the first round (32nd overall) of the 2021 NFL Draft by the Buccaneers.

CAREER HIGHLIGHTS:

- X Started 34-of-51 games for the Buccaneers, totaling 109 tackles (18 for loss), 31 quarterback hits, 13.0 sacks, six passes defended, one forced fumble and one fumble recovery.
- X Has appeared in five playoff games, making one start and logging seven tackles (one for loss), three quarterback hits, one pass defended and 1.0 sack.

2023 HIGHLIGHTS:

- X Logged one tackle, one quarterback hit and one fumble recovery in the Week 1 victory at Minnesota.
- X Played 28 defensive snaps in the Week 2 victory over Chicago, finishing with four tackles (two for loss), three quarterback hits and 2.0 sacks.
- X His two sacks in Week 2 marked his second career multi-sack performance, joining Oct. 3, 2021 at New England.
- X In Week 3 vs. Philadelphia, played 48-of-78 defensive snaps, finishing with two tackles (one for loss).
- X Played 43-of-65 defensive snaps in the Week 4 victory at New Orleans, finishing with two tackles.
- X In Week 6 vs. Detroit, played 51-of-70 defensive snaps and finished with four tackles (one for loss), 1.0 sack and one pass defended.
- X Played 45-of-65 defensive snaps in Week 7 vs. Atlanta, finishing with six tackles (one for loss).

- X In Week 8 at Buffalo, played 39-of-69 defensive snaps and finished with two tackles and one quarterback hit.
- X Played 48-of-72 defensive snaps in Week 9 at Houston, finishing with one tackle.
- X In the Week 10 victory over Tennessee, played 24-of-63 defensive snaps and finished with two tackles (one for loss).
- X Played 34-of-60 defensive snaps in Week 11 at San Francisco.
- X In Week 12 at Indianapolis, played 28-of-73 defensive snaps and finished with two tackles (one for loss), 1.0 sack and one quarterback hit.
- X Tryon-Shoyinka's sack in Week 12 moved him to 4.0 on the season, tying his career high.
- X In the Week 13 victory over Carolina, played 27-of-72 defensive snaps and finished with four tackles.
- X Played 24-of-72 defensive snaps in the Week 14 victory over Atlanta, finishing with three tackles and recording his 100th career tackle.
- X In the Week 15 victory at Green Bay, played 18-of-60 defensive snaps and finished with two tackles.
- X Played 23-of-66 defensive snaps in the Week 16 win over Jacksonville, finishing with one tackle. Also added a career-high-tying two special teams tackles.



FRONT OFFICE

VETERANS

2023 REVIEW

HISTORY

RECORDS

SIDELINES

- X In Week 17 vs. New Orleans, started at outside linebacker, playing 34-of-70 defensive snaps and logged three tackles.
- X In the Week 18 victory at Carolina, played 24-of-52 defensive snaps and recorded three tackles, one quarterback hit, 1.0 sack and one forced fumble. He recorded his first career stripsack and his first career forced fumble.
- X In the Wild Card round victory over Philadelphia, recorded one tackle, two quarterback hits and 1.0 sack. It marked his first career postseason sack.
- X In the Divisional round contest at Detroit, played 27-of-73 defensive snaps and finished with three tackles.

COLLEGE:

- X Played in 25 games at Washington (2017-20), starting 14, totaling 61 tackles, (14.5 for loss), 9.0 sacks and two passes defended.
- X Did not play in the 2020 season after declaring for the 2021 NFL Draft, but was selected as a preseason All-American (first team, Phil Steele; second team, Sporting News) and named to the Bronko Nagurski and Butkus Award preseason watch lists.
- X As a redshirt sophomore in 2019, started 12-of-13 games, registering 41 tackles (12.5 for loss), 8.0 sacks and one pass defended, earning second-team All-Pac-12 honors. His 8.0 sacks tied for fifth in the Pac-12, while his 12.5 tackles for loss were fifth-most in the conference.
- X Named Pac-12 Defensive Lineman of the Week after recording 2.5 tackles for loss and two sacks against Washington State (11/29/19).
- X Played in 12 games as a redshirt freshman, with two starts, recording 20 tackles (two for loss), one sack and one pass defended.
- X Redshirted in 2017.

PERSONAL:

- X Attended Hazen High School (Renton, Washington).
- X As a senior in 2016, earned North Puget Sound League Defensive Lineman of the Year, Seattle Times all-state honors

and first-team All-NPSL honors at both defensive line and tight end, while also being named to the USA Today all-state team (all levels) and the Seattle Times all-area team.

- X Also played basketball and baseball at Hazen.



TRYON-SHOYINKA'S GAME-BY-GAME STATISTICS

2023

DATE	OPP	TACKLES						INTERCEPTIONS						FUMBLES			ST TACKLES		
		T	S	A	TFL	SK	YDS	QH	NO	YDS	LG	TD	PD	FF	FR	YDS	T	S	A
Sept. 10	@MIN	2	1	1	0	0.0	0.0	1	0	0	0	0	0	0	1	0	0	0	0
Sept. 17	CHI	4	4	0	2	2.0	21.0	3	0	0	0	0	0	0	0	0	0	0	0
Sept. 25	PHI	2	2	0	1	0.0	0.0	0	0	0	0	0	0	0	0	0	0	0	0
Oct. 1	@NO	2	1	1	0	0.0	0.0	0	0	0	0	0	0	0	0	0	0	0	0
Oct. 15	DET	4	3	1	1	1.0	1.0	0	0	0	0	0	1	0	0	0	0	0	0
Oct. 22	ATL	6	4	2	1	0.0	0.0	0	0	0	0	0	0	0	0	0	0	0	0
Oct. 26	@BUF	2	2	0	0	0.0	0.0	1	0	0	0	0	0	0	0	0	0	0	0
Nov. 5	@HOU	1	0	1	0	0.0	0.0	0	0	0	0	0	0	0	0	0	0	0	0
Nov. 12	TEN	2	2	0	1	0.0	0.0	0	0	0	0	0	0	0	0	0	0	0	0
Nov. 19	@SF	0	0	0	0	0.0	0.0	0	0	0	0	0	0	0	0	0	0	0	0
Nov. 26	@IND	2	1	1	1	1.0	9.0	1	0	0	0	0	0	0	0	0	0	0	0
Dec. 3	CAR	4	1	3	0	0.0	0.0	0	0	0	0	0	0	0	0	0	0	0	0
Dec. 10	@ATL	3	2	1	0	0.0	0.0	0	0	0	0	0	0	0	0	0	0	0	0
Dec. 17	@GB	2	1	1	0	0.0	0.0	0	0	0	0	0	0	0	0	0	0	0	0
Dec. 24	JAC	1	0	1	0	0.0	0.0	0	0	0	0	0	0	0	0	0	2	2	0
Dec. 31	NO	3	1	2	0	0.0	0.0	0	0	0	0	0	0	0	0	0	0	0	0
Jan. 7	@CAR	3	1	2	0	1.0	9.0	1	0	0	0	0	0	1	0	0	0	0	0
TOTALS		43	26	17	7	5.0	39.0	7	0	0	0	0	1	1	1	0	2	2	0
POSTSEASON																			
Jan. 15	PHI	1	1	0	0	1.0	0.0	2	0	0	0	0	0	0	0	0	0	0	0
Jan. 21	@DET	3	1	2	0	0.0	0.0	0	0	0	0	0	0	0	0	0	0	0	0
TOTALS		4	2	2	0	1.0	0.0	2	0	0	0	0	0	0	0	0	0	0	0

TRYON-SHOYINKA'S CAREER STATISTICS

Year	Team	Tackles						INT						Fumbles			ST Tackles		
		GP	GS	T	S	A	Sk	Yds	No	Yds	Lg	TD	PD	FF	FR	Yds	T	S	A
2021	Tampa Bay	17	6	26	19	7	4.0	17.0	0	0	0	0	3	0	0	0	3	2	1
2022	Tampa Bay	17	16	40	23	17	4.0	30.5	0	0	0	0	2	0	0	0	0	0	0
2023	Tampa Bay	17	12	40	25	15	4.0	30.0	0	0	0	0	1	0	1	0	2	2	0
NFL Totals		50	34	106	67	39	12.0	78.5	0	0	0	0	6	0	1	0	5	4	1
Playoffs																			
Year	Team	Tackles						INT						Fumbles			ST Tackles		
		GP	GS	T	S	A	Sk	Yds	No	Yds	Lg	TD	PD	FF	FR	Yds	T	S	A
2021	Tampa Bay	2	0	1	1	0	0.0	0.0	0	0	0	0	1	0	0	0	0	0	0
2022	Tampa Bay	1	0	2	1	1	0.0	0.0	0	0	0	0	0	0	0	0	0	0	0
2023	Tampa Bay	2	0	4	2	2	1.0	0.0	0	0	0	0	0	0	0	0	0	0	0
Postseason		5	0	7	4	3	1.0	0.0	0	0	0	0	1	0	0	0	0	0	0

#44

SEAN TUCKER

RUNNING BACK

HT: 5-10 WT: 205

DOB: 10/25/01

NFL: 2ND YEAR

ACQ: FA, 2023

COLLEGE: SYRACUSE

**ACQUIRED BY BUCS:**

- X Signed by Tampa Bay as a college free agent on May 12, 2023.

2023 HIGHLIGHTS:

- X Made his NFL debut in the Week 1 victory at Minnesota, logging five carries for 15 yards and two receptions for nine yards.
- X In the Week 2 victory over Chicago, logged 17 offensive snaps and finished with eight rushes for seven yards. Also contributed nine special teams snaps.
- X Appeared on special teams and in a reserve capacity on offense in Week 3 vs. Philadelphia, finishing with four offensive snaps and eight special teams snaps. Logged two carries for one yard, and added one special teams tackle.
- X Appeared on special teams in the Week 4 victory at New Orleans and in Week 6 vs. Detroit.
- X In Week 7 vs. Atlanta, appeared on special teams, logging seven snaps.
- X Was inactive for Week 8 at Buffalo and Week 9 at Houston.
- X Appeared primarily on special teams in Weeks 10-14.
- X Did Not Play in Weeks 15-18.
- X Did Not Play in the Wild Card round victory over Philadelphia or the Divisional round contest at Detroit.

COLLEGE:

- X Appeared in 33 games across three seasons (2020-2022) at Syracuse University, logging 589 rushes for 3,341 yards (5.4 avg.) and 27 touchdowns. Also added 64 receptions for 622 yards and four touchdowns.

- X Started all 12 games as a junior (2022), rushing 206 times for 1,060 yards (5.1 avg) and 11 touchdowns and added 36 receptions for 254 yards and two touchdowns. His 1,060 yards rushing were the 12th-highest total in program history and his 36 receptions are the third-highest single-season total by a running back in program history. First running back in school history to have over 1,000 rushing yards and 250 receiving yards in back-to-back seasons.
- X Started all 12 games as a sophomore (2021), recording 246 carries for 1,496 rushing yards and 12 touchdowns, also added 20 receptions for 255 yards and two touchdowns. His 1,496 rushing yards were sixth in the nation and broke Joe Morris' 42-year-old Syracuse single-season rushing record (1,372 yards).
- X Also set the school record for quickest player to rush for 1,000 yards in school history (eight games). Set the program record for most 100-yard games in a season (nine) and most consecutive 100 yards games (seven).
- X Finished fourth in the nation in yards per game (124.7), fifth in the nation in all-purpose yards (145.9 yards per game), and fourth nationally in yards from scrimmage (1,751) which also ranked third in school history. Became the first player in program history to rush for 100+ yards and have over 100 yards receiving in a single game (UAlbany 9/18).
- X Was named one-of-15 semifinalists for The Maxwell Award, presented annually to the nation's most outstanding college football player and was named First Team All-ACC, earning most votes out

of anyone on All-ACC Team. Also ran on the Orange track and field team during the indoor season, finishing with a 6.90 second career best mark.

- X Appeared in nine games with seven starts as a freshman (2020), totaling 137 carries for 626 yards and four touchdowns, also added eight receptions for 113 yards. Became starting running back four games into the season following a rash of injuries and opt outs at the position. Ran for the third-most yards in a single season by a Syracuse freshman (626), which was also the fourth-most in the FBS by a true freshman this season. His three 100+ yard games are the second-

most in a single season by a Syracuse freshman ever.

PERSONAL:

- X Attended Calvert Hall High School (Towson, MD).
- X Played on both sides of the ball as a running back and cornerback and rushed for 1,204 yards and 14 touchdowns as a senior.
- X Sprinter for the Calvert Hall indoor and outdoor track teams, winning the MIAA indoor title in the 55-meter dash two years in a row, as well as the 100-meter and 200-meter sprints as a junior.

TUCKER'S GAME-BY-GAME STATISTICS

2023		RUSHING						RECEIVING					
DATE	OPP	ATT	YDS	AVG	LG	TD	NO	YDS	AVG	LG	TD		
Sept. 10	@MIN	5	15	3.0	5	0	2	9	4.5	6	0		
Sept. 17	CHI	8	7	0.9	7	0	0	0	0.0	0	0		
Sept. 25	PHI	2	1	0.5	2	0	0	0	0.0	0	0		
Oct. 1	@NO	0	0	0.0	0	0	0	0	0.0	0	0		
Oct. 15	DET	0	0	0.0	0	0	0	0	0.0	0	0		
Oct. 22	ATL	0	0	0.0	0	0	0	0	0.0	0	0		
Oct. 26	@BUF					Inactive							
Nov. 5	@HOU					Inactive							
Nov. 12	TEN	0	0	0.0	0	0	0	0	0.0	0	0		
Nov. 19	@SF	0	0	0.0	0	0	0	0	0.0	0	0		
Nov. 26	@IND	0	0	0.0	0	0	0	0	0.0	0	0		
Dec. 3	CAR	0	0	0.0	0	0	0	0	0.0	0	0		
Dec. 10	@ATL	0	0	0.0	0	0	0	0	0.0	0	0		
Dec. 17	@GB					Did Not Play							
Dec. 24	JAC					Did Not Play							
Dec. 31	NO					Did Not Play							
Jan. 7	@CAR					Did Not Play							
TOTALS		15	23	1.5	7	0	2	9	4.5	6	0		
POSTSEASON													
Jan. 15	PHI					Did Not Play							
Jan. 21	@DET					Did Not Play							
TOTALS		-	-	-	-	-	-	-	-	-	-		

TUCKER'S CAREER STATISTICS

		RUSHING						RECEIVING					
YEAR	TEAM	GP	GS	ATT	YDS	AVG	LG	TD	NO.	YDS	AVG	LG	TD
2023	Tampa Bay	11	0	15	23	1.5	7	0	2	9	4.5	6	0
NFL Totals		11	0	15	23	1.5	7	0	2	9	4.5	6	0

#50

VITA VEA

DEFENSIVE LINEMAN

HT: 6-4 WT: 347

DOB: 2/5/95

NFL: 7TH YEAR

ACO: D1, 2018

COLLEGE: WASHINGTON



ACQUIRED BY BUCS:

- X Selected in the first round (12th overall) of the 2018 NFL Draft by the Buccaneers.

AWARDS & ACCOLADES:

- X Super Bowl LV Champion.
- X 2021 Pro Bowl Selection

CAREER HIGHLIGHTS:

- X Has started 74-of-79 games he has played, recording 180 tackles (31 for loss), 53 quarterback hits, 23.5 sacks, six passes defended, three forced fumbles and two fumble recoveries.
- X Has played in seven postseason contests, with five starts, recording 10 tackles (two for loss), five quarterback hits and 2.5 sacks.
- X Recorded first career multi-sack game at Atlanta (12/5/21), with 2.0 sacks.
- X Registered first career fumble recovery against Chicago (10/24/21).
- X Scored first NFL touchdown when he caught a one-yard pass in a Buccaneers' win at Atlanta (11/24/19).
- X Recorded first career sack (Alex Smith) vs. Washington (11/11/18).
- X Recorded a career-high nine tackles, which was the most by a Buccaneers defensive lineman since Week 15 of 2015, at Baltimore (12/16/18).
- X Made NFL debut at Chicago (9/30/18).
- X Made first career start in win vs. Cleveland (10/21/18).

2023 HIGHLIGHTS:

- X Was named a team captain for the 2023 season.
- X Started at nose tackle in the Week 1 victory at Minnesota, logging four tackles (one for loss).
- X According to Pro Football Focus, was Tampa Bay's second-highest graded defender in Week 1, earning a 75.8 grade.
- X In Week 2 vs. Chicago, played 34 defensive snaps and finished with three tackles (one for loss), three quarterback hits and 1.5 sacks.
- X His 1.5 sack performance in Week 2 marked his highest sack output in a game since Nov. 6, 2022 vs. L.A. Rams (2.0)
- X Played 41-of-78 defensive snaps in Week 3 vs. Philadelphia, logging three tackles.
- X In the Week 4 victory at New Orleans, played 44-of-68 defensive snaps and finished with three tackles (one for loss), 2.0 sacks, two quarterback hits and one forced fumble.
- X His 2.0 sacks in Week 4 marked his third career multi-sack performance and his first since 11/6/2022 vs. L.A. Rams.
- X Through five weeks, Vea's 3.5 sacks ranked fourth among defensive tackles.
- X In Week 6 vs. Detroit, finished with a then-season-high six tackles (one for loss) and one forced fumble. It marked his second forced fumble in as many games.

- X Vea's forced fumble in Week 6 was his third over his previous 17 games, after not recording one over his first 52 career games played.
- X According to Pro Football Focus, was Tampa Bay's highest-graded defensive player in Week 6, earning a 90.0 grade.
- X Through six weeks, Vea was just one of just five players – and the only non-edge rusher – to have 3.5-or-more sacks, five-or-more quarterback hits, four-or-more tackles for loss and two-or-more forced fumbles.
- X In Week 7 vs. Atlanta, played 36-of-65 defensive snaps and finished with two tackles.
- X Was inactive for Week 8 at Buffalo.
- X In Week 9 at Houston, played 50-of-72 defensive snaps and finished with four tackles (one for loss) and one quarterback hit.
- X According to Pro Football Focus, was Tampa Bay's second-highest graded defensive starter in Week 9, earning a 72.3 grade.
- X In the Week 10 victory over Tennessee, played 39-of-63 defensive snaps and finished with two tackles (one for loss), two quarterback hits and 1.0 sack.
- X According to Pro Football Focus, was Tampa Bay's highest-graded defender in Week 10, earning a 72.6 grade.
- X In Week 11 at San Francisco, played 38-of-60 defensive snaps and finished with four tackles (two for loss), 1.0 sack and one quarterback hit.
- X Vea's sack in Week 11 improved his then-team-leading total to 5.5 and his career total to 23.5.
- X Played 46-of-73 defensive snaps in Week 12 at Indianapolis.



- X In the Week 13 victory over Carolina, played 46-of-72 defensive snaps and logged two tackles.
- X Was inactive for Week 14 at Atlanta.
- X In the Week 15 victory at Green Bay, played 28-of-60 defensive snaps and recorded two tackles.
- X Played 35-of-66 defensive snaps in the Week 16 win over Jacksonville, finishing with one tackle.
- X In Week 17 vs. New Orleans, played 48-of-70 defensive snaps, finishing with a season-high-tying six tackles.
- X In the Week 18 victory at Carolina, played 38-of-52 defensive snaps and recorded one tackle.
- X In the Wild Card round win over Philadelphia, tallied two tackles, one quarterback hit and 0.5 sacks. He improved his career postseason sack total to 2.5.
- X In the Divisional round contest at Detroit, played 48-of-73 defensive snaps and finished with one tackle and one quarterback hit.

COLLEGE:

- X Played in 40 career games at Washington (2014-17), recording 100 tackles (15 for loss), 9.5 sacks, six passes defended, two forced fumbles and two blocked kicks.
- X As a redshirt junior (2017), earned the Pac-12 Pat Tillman Defensive Player of the Year Award, as well as the Morris Trophy, given annually to the top defensive lineman in the Pac-12, as voted on by the conference's offensive linemen.
- X Named second-team All-American by USA Today, Sports Illustrated, SB Nation and The Athletic, while earning first-team All-Pac-12 Honors from both the league's coaches and the

Associated Press. Was also a finalist for the Polynesian Player of the Year and was a Bednarik Award semifinalist.

- X Started all 13 games as a senior, recording 44 tackles (5.5 for loss), four passes defended, 2.5 sacks and a blocked punt.
- X Helped anchor Washington's run defense, which ranked fourth in the NCAA in rushing yards allowed per game (100.9), while only allowing 2.86 yards per carry, the second-lowest mark in the NCAA.
- X Part of a Washington defense that allowed just 16.1 points per game, the fifth-best mark in the country, and allowed only 298.0 yards per game, the eighth-fewest in the NCAA.
- X Played in all 14 games, with five starts, as a redshirt sophomore (2016), tallying 39 tackles (6.5 for loss), 5.0 sacks, two passes defended and a forced fumble.
- X As a redshirt freshman in 2015, played in 13 games, registering 17 tackles (three for loss), one forced fumble, one pass defended and one sack.
- X Redshirted in 2014.

PERSONAL/COMMUNITY:

- X Attended Milpitas High School (Milpitas, California).
- X Played defensive line and running back in high school.
- X Named to MaxPreps.com All-NorCal first team and Division II all-state first-team as a senior, while also being named first-team All-Metro by the San Francisco Chronicle and the San Jose Mercury News.
- X Vea, along with the defensive linemen hosted the 8th annual "D-Line Delivers Christmas". Local families were surprised with a tour of AdventHealth Training Center, dinner with D-Line, and a shopping spree at Target.



VEA'S GAME-BY-GAME STATISTICS

2023

DATE	OPP	TACKLES						INTERCEPTIONS						FUMBLES			ST TACKLES		
		T	S	A	TFL	SK	YDS	QH	NO	YDS	LG	TD	PD	FF	FR	YDS	T	S	A
Sept. 10	@MIN	4	3	1	1	0.0	0.0	0	0	0	0	0	0	0	0	0	0	0	0
Sept. 17	CHI	3	2	1	1	1.5	12.5	3	0	0	0	0	0	0	0	0	0	0	0
Sept. 25	PHI	3	0	3	0	0.0	0.0	0	0	0	0	0	0	0	0	0	0	0	0
Oct. 1	@NO	3	2	1	1	2.0	9.0	2	0	0	0	0	0	1	0	0	0	0	0
Oct. 15	DET	6	4	2	1	0.0	0.0	0	0	0	0	0	0	1	0	0	0	0	0
Oct. 22	ATL	2	2	0	0	0.0	0.0	0	0	0	0	0	0	0	0	0	0	0	0
Oct. 26	@BUF	Inactive																	
Nov. 5	@HOU	4	4	0	1	0.0	0.0	1	0	0	0	0	0	0	0	0	0	0	0
Nov. 12	TEN	2	1	1	1	1.0	9.0	2	0	0	0	0	0	0	0	0	0	0	0
Nov. 19	@SF	4	4	0	2	1.0	1.0	1	0	0	0	0	0	0	0	0	0	0	0
Nov. 26	@IND	0	0	0	0	0.0	0.0	0	0	0	0	0	0	0	0	0	0	0	0
Dec. 3	CAR	2	1	1	0	0.0	0.0	0	0	0	0	0	0	0	0	0	0	0	0
Dec. 10	@ATL	Inactive																	
Dec. 17	@GB	2	0	2	0	0.0	0.0	0	0	0	0	0	0	0	0	0	0	0	0
Dec. 24	JAC	1	0	1	0	0.0	0.0	0	0	0	0	0	0	0	0	0	0	0	0
Dec. 31	NO	6	3	3	0	0.0	0.0	0	0	0	0	0	0	0	0	0	0	0	0
Jan. 7	@CAR	1	1	0	0	0.0	0.0	0	0	0	0	0	0	0	0	0	0	0	0
TOTALS		43	28	15	8	5.5	22.5	9	0	0	0	0	0	2	0	0	0	0	0
POSTSEASON																			
Jan. 15	PHI	2	1	1	0	0.5	4.5	1	0	0	0	0	0	0	0	0	0	0	0
Jan. 21	@DET	1	1	0	0	0.0	0.0	1	0	0	0	0	0	0	0	0	0	0	0
TOTALS		3	2	1	0	0.5	4.5	2	0	0	0	0	0	0	0	0	0	0	0

VEA'S CAREER STATISTICS

Year	Team	Tackles						INT						Fumbles			ST Tackles		
		GP	GS	T	S	A	Sk	Yds	No	Yds	Lg	TD	PD	FF	FR	Yds	T	S	A
2018	Tampa Bay	13	8	28	21	7	3.0	16.0	0	0	0	0	0	0	0	0	0	0	0
2019	Tampa Bay	16	16	35	19	16	2.5	17.0	0	0	0	0	3	0	0	0	0	0	0
2020	Tampa Bay	5	5	10	6	4	2.0	19.0	0	0	0	0	0	0	0	0	0	0	0
2021	Tampa Bay	16	16	33	22	11	4.0	32.0	0	0	0	0	3	0	1	0	0	0	0
2022	Tampa Bay	14	14	31	15	16	6.5	45.5	0	0	0	0	0	1	1	0	0	0	0
2023	Tampa Bay	15	15	43	28	15	5.5	22.5	0	0	0	0	0	2	0	0	0	0	0
NFL Totals		79	74	180	111	69	23.5	152.0	0	0	0	0	6	3	2	0	0	0	0
Playoffs																			
Year	Team	Tackles						INT						Fumbles			ST Tackles		
		GP	GS	T	S	A	Sk	Yds	No	Yds	Lg	TD	PD	FF	FR	Yds	T	S	A
2020	Tampa Bay	2	0	1	1	0	0.0	0.0	0	0	0	0	0	0	0	0	0	0	0
2021	Tampa Bay	2	2	4	2	2	1.0	10.0	0	0	0	0	0	0	0	0	0	0	0
2022	Tampa Bay	1	1	2	2	0	1.0	8.0	0	0	0	0	0	0	0	0	0	0	0
2023	Tampa Bay	2	2	3	2	1	0.5	4.5	0	0	0	0	0	0	0	0	0	0	0
Postseason		7	5	10	7	3	2.5	22.5	0	0	0	0	0	0	0	0	0	0	0

#73

BRANDON WALTON

TACKLE

HT: 6-5 WT: 300

DOB: 3/18/98

NFL: 3RD YEAR

ACQ: W (PIT), 2021

COLLEGE: FLORIDA ATLANTIC



TRANSACTIONS:

- X Originally entered the league as a college free agent with the Buffalo Bills on May 5, 2020. Waived on Sept. 5, 2020.
- X Signed to Buffalo's practice squad on Sept. 6, 2020. Released on Sept. 8, 2020.
- X Signed to the Pittsburgh Steelers' practice squad on Sept. 19, 2020.
- X Declared a free agent following the 2020 season prior to being signed by the Steelers on Jan. 14, 2021. Waived on Aug. 17, 2021.
- X Acquired by the Tampa Bay Buccaneers off waivers from Pittsburgh on Aug. 18, 2021. Waived on Aug. 31, 2021.
- X Signed to the Buccaneers' practice squad on Sept. 1, 2021.
- X Signed by Tampa Bay to a future contract on Feb. 16, 2022.

CAREER HIGHLIGHTS:

- X Has appeared in 15 career games, all for the Buccaneers, making two starts.

2023 HIGHLIGHTS:

- X Was inactive for Weeks 1-7, 12-18.
- X Appeared on special teams in Weeks 8-11.
- X Was inactive for the Wild Card round vs. Philadelphia and the Divisional round contest at Detroit.

COLLEGE:

- X Appeared in 44 games over four seasons at Florida Atlantic (2016-19).
- X Member of two Conference USA Championship teams at FAU.
- X Named 2019 first-team All-CUSA as a left tackle during his senior season.

PERSONAL:

- X Attended Seminole High School (Seminole, Florida).

WALTON'S CAREER STATISTICS

Games/Starts: TB: 2022: 11/2; 2023: 4/0
Career Totals: 15/2

#58

MARKEES WATTS

OUTSIDE LINEBACKER

HT: 6-1 WT: 240

DOB: 12/7/99

NFL: 2ND YEAR

ACQ: FA, 2023

COLLEGE: CHARLOTTE



ACQUIRED BY BUCS:

- X Signed by Tampa Bay as a college free agent on May 12, 2023.

2023 HIGHLIGHTS:

- X Was inactive for Weeks 1-4, 7-9.
- X Did Not Play in Week 6 vs. Detroit.
- X Made his NFL debut in the Week 10 victory over Tennessee, playing 11 defensive snaps and three special teams snaps. Finished with one tackle and one quarterback hit that resulted in an interception.
- X Appeared on special teams and in a reserve capacity on defense in Week 11 at San Francisco.
- X In Week 12 at Indianapolis, appeared on special teams, logging 13 special teams snaps.
- X In the Week 13 victory over Carolina, appeared on special teams and in a reserve capacity on defense, playing seven defensive snaps. Finished with one tackle.
- X Appeared on special teams and in a reserve capacity on defense in the Week 14 victory over Atlanta, logging 13 defensive snaps and 15 special teams snaps.
- X In the Week 15 victory at Green Bay, appeared in a reserve capacity on defense and on special teams.
- X Was inactive for Week 16 vs. Jacksonville.
- X In Week 17 vs. New Orleans, appeared on special teams and in a reserve capacity on defense. Finished with a season-high two tackles (one for loss), and 1.0 sack. It marked his first career sack.
- X Was inactive for Week 18 at Carolina.

- X Was inactive for the Wild Card round vs. Philadelphia and the Divisional round contest at Detroit.

COLLEGE:

- X Appeared in 54 games across five seasons (2018-2022) at University of Charlotte, tallying 177 tackles, one pass defended, 21.5 sacks (Charlotte record), one interception, and six forced fumbles with three recoveries.
- X Program all-time leader with 54 career games played.
- X 2022, 2021 and 2019 Honorable Mention All-Conference USA.
- X Started all 12 games in his redshirt senior year (2022), totaling 41 tackles, four sacks, one interception, and one forced fumble with two recoveries.
- X Started in all 12 games as a redshirt junior (2021), recording 61 tackles, one pass defended, six sacks, one blocked kick, and two forced fumbles with one recovery. Recorded at least one sack or QB hurry in nine of 12 games played.
- X Appeared in five games with one start his junior year (2020) as he battled injuries, amassing seven tackles, and two sacks. Recorded 10 tackles and two sacks in last two games.
- X Started all 13 games in his sophomore season (2019), totaling 62 tackles, 9.5 sacks (third in C-USA), and three forced fumbles.
- X Appeared in 12 games as a true freshman (2018), recording three tackles.

PERSONAL:

- X Attended Lancaster High School (Lancaster, SC.).

FRONT OFFICE

VETERANS

2023 REVIEW

HISTORY

RECORDS

SIDELINES

X 2016 Region III (AAAA) Defensive Player of the Year and 2015 Region III (AAA) Defensive Player of the Year.

WATTS' GAME-BY-GAME STATISTICS


2023		TACKLES							INTERCEPTIONS					FUMBLES			ST TACKLES		
DATE	OPP	T	S	A	TFL	SK	YDS	QH	NO	YDS	LG	TD	PD	FF	FR	YDS	T	S	A
Sept. 10	@MIN								Inactive										
Sept. 17	CHI								Inactive										
Sept. 25	PHI								Inactive										
Oct. 1	@NO								Inactive										
Oct. 15	DET								Did Not Play										
Oct. 22	ATL								Inactive										
Oct. 26	@BUF								Inactive										
Nov. 5	@HOU								Inactive										
Nov. 12	TEN	1	1	0	0	0.0	0.0	1	0	0	0	0	0	0	0	0	0	0	0
Nov. 19	@SF	0	0	0	0	0.0	0.0	0	0	0	0	0	0	0	0	0	0	0	0
Nov. 26	@IND	0	0	0	0	0.0	0.0	0	0	0	0	0	0	0	0	0	0	0	0
Dec. 3	CAR	1	1	0	0	0.0	0.0	0	0	0	0	0	0	0	0	0	0	0	0
Dec. 10	@ATL	0	0	0	0	0.0	0.0	0	0	0	0	0	0	0	0	0	0	0	0
Dec. 17	@GB	0	0	0	0	0.0	0.0	0	0	0	0	0	0	0	0	0	0	0	0
Dec. 24	JAC								Inactive										
Dec. 31	NO	2	2	0	1	1.0	6.0	0	0	0	0	0	0	0	0	0	0	0	0
Jan. 7	@CAR								Inactive										
TOTALS		4	4	0	1	1.0	6.0	1	0	0	0	0	0	0	0	0	0	0	0
POSTSEASON																			
Jan. 15	PHI								Inactive										
Jan. 21	@DET								Inactive										
TOTALS		-	-	-	-	-	-	-	-	-	-	-	-	-	-	-	-	-	-

WATTS' CAREER STATISTICS

		Tackles								INT				Fumbles				ST Tackles		
Year	Team	GP	GS	T	S	A	Sk	Yds	No	Yds	Lg	TD	PD	FF	FR	Yds	T	S	A	
2023	Tampa Bay	7	0	4	4	0	1.0	6.0	0	0	0	0	0	0	0	0	0	0	0	
NFL Totals		7	0	4	4	0	1.0	6.0	0	0	0	0	0	0	0	0	0	0	0	

#17 RALEIGH WEBB

WIDE RECEIVER
HT: 6-2 **WT:** 212
DOB: 12/28/97
NFL: 2ND YEAR
ACQ: FA, 2023
COLLEGE: THE CITADEL



ACQUIRED BY BUCS:

- X Signed to Tampa Bay's practice squad on Nov. 22, 2023

ORIGINALLY ENTERED NFL:

- X Originally entered the NFL as a college free agent with the Baltimore Ravens on May 6, 2022.

CAREER HIGHLIGHTS:

- X Has appeared in 12 career games for the Baltimore Ravens and New England Patriots, appearing primarily on special teams and in a reserve capacity on offense.

COLLEGE:

- X Appeared in 51 career games across five seasons at The Citadel (2017-21), bringing in 102 receptions for 2,151 yards and 22 receiving touchdowns. Also added 47 carries for 448 yards (11.7 avg.) and four rushing touchdowns.

- X In his final season at The Citadel, appeared in 10 games and caught 25 passes for 536 yards and three touchdowns.
- X As a senior in 2020, brought in 17 receptions for 282 yards and four touchdowns. Also contributed a career-high 15 carries for a career-high 120 rushing yards.
- X Was named first-team All-Southern Conference in 2019 after posting career highs in receptions (30), receiving yards (617) and receiving touchdowns (10).

PERSONAL:

- X Attended Allatoona High School (Acworth, Ga.).
- X Graduated with a degree in business administration...added a master's in business administration.
- X Son of Rod and Cindy Webb.

WEBB'S CAREER STATISTICS

YEAR	TEAM	RECEIVING							RUSHING					
		GP	GS	NO	YDS	AVG	LG	TD	ATT	YDS	AVG	LG	TD	
2022	Baltimore	2	0	0	0	-	-	0	0	0	-	-	0	
2022	New England	10	0	0	0	-	-	0	0	0	-	-	0	
2022	TOTAL	12	0	0	0	-	-	0	0	0	-	-	0	
NFL Totals		12	0	0	0	-	-	0	0	0	-	-	0	

#89

DAVID WELLS

TIGHT END
HT: 6-6 **WT:** 260
DOB: 5/2/95
NFL: 4TH YEAR
ACQ: FA, 2022
COLLEGE: SAN DIEGO STATE

TRANSACTIONS:

- X Originally entered the league as a college free agent with the Dallas Cowboys on April 30, 2018. Waived on Sept. 1, 2018.
- X Signed to the Kansas City Chiefs' practice squad on Sept. 18, 2018. Released on Oct. 8, 2018.
- X Returned to Kansas City's practice squad on Oct. 10, 2018. Promoted to the active roster on Jan. 22, 2019.
- X Declared a free agent following the 2018 season prior to re-signing with Kansas City on March 18, 2020.
- X Signed to the New England Patriots' practice squad on Nov. 10, 2020. Released on Nov. 16, 2020.
- X Signed by the Patriots on July 23, 2021. Waived on Aug. 15, 2021.
- X Signed by the Atlanta Falcons on Aug. 20, 2021. Waived on Aug. 31, 2021.
- X Signed to Atlanta's practice squad on Sept. 1, 2021. Released on Sept. 14, 2021.
- X Signed to the Indianapolis Colts' practice squad on Sept. 28, 2021. Released on Oct. 5, 2021.
- X Signed to the Arizona Cardinals' practice squad on Oct. 20, 2021. Released on Dec. 21, 2021.
- X Returned to the Cardinals' practice squad on Dec. 23, 2021.
- X Declared a free agent following the 2021 season prior to re-signing with the Cardinals on Jan. 19, 2022. Waived on July 29, 2022.
- X Signed by the Tennessee Titans on Aug. 13, 2022. Released on Aug. 30, 2022.
- X Signed to Tennessee's practice squad on Aug. 31, 2022. Released on Sept. 2, 2022.



- X Signed to Tampa Bay's practice squad on Sept. 14, 2022. Waived on Sept. 26, 2022. Re-signed to the team's practice squad on Oct. 19, 2022.

CAREER HIGHLIGHTS:

- X Has played in seven career games, with one start between the Arizona Cardinals and Tampa Bay Buccaneers, logging two receptions for -10 yards.

2023 HIGHLIGHTS:

- X Made his Buccaneers debut in the Week 1 victory at Minnesota, appearing in a reserve capacity on offense and special teams. Finished with eight offensive snaps and four special teams snaps.
- X Brought in his first career reception in the Week 2 victory over Chicago. Finished the game with 18 offensive snaps, bringing in two receptions for -10 yards. Also added eight special teams snaps.
- X Appeared on special teams and in a reserve capacity on offense in Week 3 vs. Philadelphia. Finished with six special teams snaps and five offensive snaps.
- X Appeared on special teams and in a reserve capacity on offense in the Week 4 win at New Orleans.
- X Was inactive for Weeks 6-10.
- X Was elevated from the practice squad for Week 17 vs. New Orleans, appearing in a reserve capacity on offense and on special teams.

COLLEGE/PERSONAL:

- X Started 24-of-52 games he played over five years at San Diego State (2014-17), recording 38 receptions for 449 yards (11.8 avg.) and six touchdowns.

- X Named second-team All-Mountain West in back-to-back seasons from 2016-17.
- X Attended Clovis North High School (Clovis, California), where he helped lead his team to a CIF Central Section Division I championship in 2012.

WELLS' GAME-BY-GAME STATISTICS

2023												
DATE	OPP	NO	RECEIVING				ATT	RUSHING				
			YDS	AVG	LG	TD		YDS	AVG	LG	TD	
Sept. 10	@MIN	0	0	0.0	0	0	0	0	-	-	0	
Sept. 17	CHI	2	-10	-5.0	1	0	0	0	-	-	0	
Sept. 25	PHI	0	0	0.0	0	0	0	0	-	-	0	
Oct. 1	@NO	0	0	0.0	0	0	0	0	-	-	0	
Oct. 15	DET					Inactive						
Oct. 22	ATL					Inactive						
Oct. 26	@BUF					Inactive						
Nov. 5	@HOU					Inactive						
Nov. 12	TEN					Inactive						
Nov. 19	@SF					Inactive						
Nov. 26	@IND					Practice Squad						
Dec. 3	CAR					Practice Squad						
Dec. 10	@ATL					Practice Squad						
Dec. 17	@GB					Practice Squad						
Dec. 24	JAC					Practice Squad						
Dec. 31	NOC	0	0	0.0	0	0	0	0	-	-	0	
Jan. 7	@CAR					Practice Squad						
TOTALS		2	-10	-5.0	1	0	0	0	-	-	0	

WELLS' CAREER STATISTICS

YEAR	TEAM	GP	GS	RECEIVING				LG	TD	RUSHING			
				NO	YDS	AVG	LG			ATT	YDS	AVG	LG
2021	Arizona	3	1	0	0	-	-	0	0	0	-	-	0
2023	Tampa Bay	5	0	2	-10	-5.0	1	0	0	0	-	-	0
NFL Totals		8	1	2	-10	-5.0	1	0	0	0	-	-	0

#1

RACHAAD WHITE**RUNNING BACK****HT:** 6-0 **WT:** 214**DOB:** 1/12/99**NFL:** 3RD YEAR**ACQ:** D3, 2022**COLLEGE:** ARIZONA STATE**ACQUIRED BY BUCS:**

- X Selected in the third round (91st overall) of the 2022 NFL Draft by the Buccaneers.

CAREER HIGHLIGHTS:

- X Has appeared in 34 career games, all for the Buccaneers, making 25 starts and logging 401 carries for 1,471 rushing yards (3.7 avg.) and seven rushing touchdowns. Has also added 114 receptions for 839 yards and five receiving touchdowns.
- X Has started three playoff contests, totaling 34 rushing attempts for 168 yards. Has also added nine receptions for 75 yards and one receiving touchdown.
- X Was one-of-six players with 1,500+ scrimmage yards and nine-or-more scrimmage touchdowns in 2023 (also, Breece Hall, Tyreek Hill, CeeDee Lamb, Christian McCaffrey, and Amon-Ra St. Brown).

2023 HIGHLIGHTS:

- X From Weeks 7-18 of 2023, White's 758 rushing yards ranked fifth in the NFL.
- X Finished fourth among all running backs and seventh among all players with 1,539 scrimmage yards in 2023.
- X Ranked third among running backs with 549 receiving yards and fourth among running backs with 64 receptions in 2023.
- X Recorded seven games with 100+ yards from scrimmage in 2023, tied for the seventh-most in the NFL.
- X Started at running back and logged 17 carries for 39 yards and two

receptions for 10 yards in the Week 1 victory at Minnesota.

- X Started at running back in the Week 2 victory over Chicago, logging 51 offensive snaps and finishing with 103 yards from scrimmage across 17 carries for 73 yards and five receptions for 30 yards. Added a four-yard rushing touchdown for his second career rushing touchdown and his first score of the season.
- X White's Week 2 performance marked his third career game with 100-or-more yards from scrimmage, joining Weeks 10 and 12 of the 2022 season.
- X In Week 3 vs. Philadelphia, played 40-of-44 offensive snaps and finished with 14 carries for 38 yards plus three receptions for 24 yards.
- X In the Week 4 victory at New Orleans, played 50-of-71 offensive snaps and recorded 78 yards from scrimmage. Finished with 56 rushing yards across 17 carries and 22 receiving yards across three receptions.
- X Played 44-of-56 offensive snaps in Week 6 vs. Detroit, finishing with seven carries for 26 yards and adding three receptions for 12 yards.
- X In Week 7 vs. Atlanta, played 55-of-73 offensive snaps and totaled 99 yards



from scrimmage, recording 34 rushing yards across 13 carries and a career-high 65 receiving yards across a then-season-high six receptions.

- X White's 99 yards from scrimmage in Week 7 were his then-fourth-most in a game in his career and were his second-most through the first seven weeks of the season.
- X In Week 8 at Buffalo, tied his then-career-high with 109 yards from scrimmage by logging 39 yards across nine carries and bringing in seven receptions for 70 yards.
- X Recorded a then-career-high 119 yards from scrimmage with 73 rushing yards across 20 carries and 46 receiving yards across four receptions. Logged a then-career-high two rushing touchdowns on the day.
- X Through nine weeks, White had three games with 100-or-more yards from scrimmage, tied for the fourth-most in the NFL at the time.
- X In the Week 10 victory over Tennessee, played 46-of-65 offensive snaps and finished with 98 yards from scrimmage, including 51 rushing yards and 47 receiving yards, plus one receiving touchdown.
- X White's receiving touchdown in Week 10 came on a 43-yard catch-and-run score, which was Tampa Bay's then-longest scoring play of the season.
- X Through Week 10, White ranked second among all running backs in receiving yards and third in receptions.
- X In Week 11 at San Francisco, White played 57-of-71 offensive snaps and led Tampa Bay with 58 yards from scrimmage across 30 rushing yards and 28 receiving yards. He added one rushing touchdown for his fourth rushing touchdown and fifth overall touchdown of the season.
- X In Week 12 at Indianapolis, played 52-of-60 offensive snaps and led the Buccaneers with 110 yards from scrimmage. He recorded 100 rushing yards across 15 carries (6.5 avg.) and added 10 receiving yards on two receptions.



- X White's 100 rushing yards in Week 12 marked his second-most in a single game in his career at the time. His 100-yard effort was the first 100-yard rushing performance since White ran for 105 in Week 10 of the 2022 season against Seattle.
- X In Week 12, White averaged 6.5 yards per carry, the most by a Buccaneer in a single game since Ronald Jones in Week 17 of the 2020 season vs. Atlanta.
- X Through 12 weeks, White had seven games with 75-or-more yards from scrimmage, tied for third-most among running backs in the NFL.
- X In the Week 13 victory over Carolina, logged 106 yards from scrimmage, amassing 84 rushing yards across 20 carries and 22 receiving yards across three receptions. He added one rushing touchdown.
- X White's Week 13 performance marked his fifth game with over 100 yards from scrimmage in 2023, including the fourth time in his previous six games.
- X Through 13 Weeks, White ranked fifth in the NFL in yards from scrimmage (1,029) among running backs.
- X In the Week 14 victory over Atlanta, recorded a then-career-high 135 yards from scrimmage across 102 rushing yards and 33 receiving yards. Brought in a 31-yard receiving touchdown.

- X Week 14 marked White's second career 100-yard rushing game.
- X White's Week 14 performance marked his third straight game with 100-or-more yards from scrimmage.
- X Through 14 weeks, White ranked third among running backs with 1,164 yards from scrimmage. In addition, his six games with 100+ yards from scrimmage were tied for the second-most among running backs at the time.
- X In the Week 15 victory at Green Bay, turned in his seventh touchdown in as many weeks, finishing with 139 scrimmage yards (89 rushing, 50 receiving) and one receiving touchdown. White's 139 scrimmage yards marked his fourth straight game with 100+ yards from scrimmage.
- X Through Week 15, was one of four players with 1,300+ scrimmage yards and 8+ touchdowns (also, Christian McCaffrey, Tyreek Hill and CeeDee Lamb).
- X Through 15 weeks, ranked in the top-10 among running backs in scrimmage yards (3rd), receiving yards (3rd), receptions (5th) and rushing yards (10th).
- X In the Week 16 win over Jacksonville, played 50-of-74 offensive snaps, finishing with 77 yards from scrimmage across 39 rushing yards and 38 receiving yards, while adding one rushing touchdown.
- X White's touchdown run in Week 16 marked his ninth touchdown from scrimmage on the year, tied for ninth-most among running backs at the time.
- X From Weeks 9-16, White scored eight touchdowns from scrimmage, tied for third-most among all players over that span.
- X With his touchdown in Week 16, White tied Mike Alstott (1997), Leonard Fournette (2021), Earnest Graham (2007), Michael Pittman (2004) and James Wilder (1985) for the fifth-most touchdowns from scrimmage by a running back in a single season in franchise history.
- X In Week 16, White surpassed 500 receiving yards on the season, marking



his first such season the ninth-such occurrence by a running back in team history.

- X Through 16 weeks, White had 1,380 yards from scrimmage, good for sixth-most in the NFL at the time.
- X In Week 17 vs. New Orleans, amassed 66 yards from scrimmage across 42 rushing yards and 24 receiving yards.
- X In the Week 18 victory at Carolina, recorded 93 scrimmage yards across 75 rushing yards and 18 receiving yards.
- X White finished the 2023 regular season with 1,539 yards from scrimmage (990 rushing, 549 receiving), becoming the first Buccaneers running back since Doug Martin in 2015, and the first Buccaneers player since Mike Evans in 2018, with 1,500+ yards from scrimmage in a single season.
- X White's 1,539 scrimmage yards in the 2023 regular season ranked sixth-highest in franchise history.
- X White finished the 2023 regular season as one of six players with 1,500+ scrimmage yards and nine-or-more total touchdowns.
- X White ranked seventh among all players and fourth among running backs with 1,539 scrimmage yards in the 2023 regular season.
- X In the Wild Card round victory over Philadelphia, White amassed 72 rushing yards across 18 carries (4.0 avg.), tied for the sixth-most rushing yards in a playoff game in franchise history.
- X In the Divisional round contest at Detroit, recorded nine carries for 55 yards (6.1 avg.), and added four receptions for 36 yards and one receiving touchdown.

COLLEGE:

- X Played his final two collegiate seasons at Arizona State, tallying 224 carries for 1,426 yards (6.4 avg.) and 20 touchdowns over 15 games from 2020-21). He also contributed in the passing game with 51 receptions for 607 yards for the Sun Devils.
- X White ran for 1,006 yards in his final season at Arizona State in 2021, with 15 touchdowns, earning second-team All-Pac-12 honors.
- X Earned Pac-12 honorable mention honors in 2020, taking 42 carries for 420 yards (10.0 avg.) and five touchdowns.
- X Prior to his time in Tempe, White spent two seasons at Mt. San Antonio California College (2018-19), earning first-team All-America honors from the

California Community College Athletic Association Coaches.

- X Recorded 1,264 rushing yards and 1,400 total yards of offense in his sophomore season at Mt. San Antonio.

PERSONAL:

- X Attended Center High School (Kansas City, Missouri).



WHITE'S GAME-BY-GAME STATISTICS

2023		RUSHING						RECEIVING				
DATE	OPP	ATT	YDS	AVG	LG	TD	NO	YDS	AVG	LG	TD	
Sept. 10	@MIN	17	39	2.3	6	0	2	10	5.0	8	0	
Sept. 17	CHI	17	73	4.3	13	1	5	30	6.0	9	0	
Sept. 25	PHI	14	38	2.7	12	0	3	24	8.0	16	0	
Oct. 1	@NO	15	56	3.7	11	0	3	22	7.3	11	0	
Oct. 15	DET	7	26	3.7	8	0	3	12	4.0	7	0	
Oct. 22	ATL	13	34	2.6	13	0	6	65	10.8	22	0	
Oct. 26	@BUF	9	39	4.3	15	0	7	70	10.0	20	0	
Nov. 5	@HOU	20	73	3.7	16	2	4	46	11.5	33	0	
Nov. 12	TEN	20	51	2.6	11	0	2	47	23.5	43t	1	
Nov. 19	@SF	9	30	3.3	7	1	6	28	4.7	11	0	
Nov. 26	@IND	15	100	6.7	38	0	2	10	5.0	6	0	
Dec. 3	CAR	20	84	4.2	30	1	0	22	7	20	0	
Dec. 10	@ATL	25	102	4.1	12	0	2	33	16.5	31t	1	
Dec. 17	@GB	21	89	4.2	22	0	2	50	25.0	26t	1	
Dec. 24	JAC	20	39	2.0	11	1	6	38	6.3	16	0	
Dec. 31	NO	11	42	3.8	16	0	4	24	6.0	7	0	
Jan. 7	@CAR	19	75	3.9	13	0	4	18	4.5	7	0	
TOTALS		272	990	3.6	38	6	64	549	8.6	43t	3	
POSTSEASON												
Jan. 15	PHI	18	72	4.0	12	0	1	3	3.0	3	0	
Jan. 21	@DET	9	55	6.1	16	0	4	36	9.0	12t	1	
TOTALS		27	127	4.7	16	0	5	39	7.8	12t	1	

WHITE'S CAREER STATISTICS

		RUSHING						RECEIVING					
YEAR	TEAM	GP	GS	ATT	YDS	AVG	LG	TD	NO.	YDS	AVG	LG	TD
2022	Tampa Bay	17	8	129	481	3.7	35	1	50	290	5.8	20	2
2023	Tampa Bay	17	17	272	990	3.6	38	6	64	549	8.6	43t	3
NFL Totals		34	25	401	1,472	3.7	38	7	114	839	7.4	43t	5
Postseason													
Year	Team	GP	GS	Att.	Yds	Avg	Lg	TD	No.	Yds	Avg	Lg	TD
2022	Tampa Bay	1	1	7	41	5.9	12	0	4	36	9.0	11	0
2023	Tampa Bay	2	2	27	127	4.7	16	0	5	39	7.8	12t	1
Postseason		3	3	34	168	4.9	16	0	9	75	8.3	12t	1

#3

JORDAN WHITEHEAD

SAFETY

HT: 5-10 WT: 198

DOB: 3/18/97

NFL: 7TH YEAR

ACQ: D4, 2018; UFA (NYJ), 2024

COLLEGE: PITTSBURGH



TRANSACTIONS:

- X Selected in the fourth round (117th overall) of the 2018 NFL Draft by the Buccaneers.
- X Was signed by the New York Jets as an unrestricted free agent on March 17, 2022.
- X Was signed by the Buccaneers as an unrestricted free agent on March 13, 2024.

AWARDS & ACCOLADES:

- X Super Bowl LV Champion.
- X 1x AFC Defensive Player of the Week (Week 1, 2023).

CAREER HIGHLIGHTS:

- X Has played in 93 regular season games, with 89 starts, totaling 477 tackles, (29 for loss), 11 interceptions, 2.5 sacks, two forced fumbles, two fumble recoveries and 42 passes defended.
- X Started six postseason games, with 22 tackles (two for loss), two forced fumbles and one pass defended.
- X Since entering the league in 2018, his 29 tackles for loss are tied for the sixth-most among NFL defensive backs.
- X One of only two safeties in the NFL to have at least 10 interceptions and 25 tackles for loss since 2018 (also Jordan Poyer).
- X Recorded a career high three interceptions on Monday Night Football against the Buffalo Bills (9/11/23).
- X Registered two forced fumbles in the NFC Championship Game at Green Bay (1/24/21), a career-high (regular season or postseason) and the most by a Buccaneers player in a postseason contest dating back to at least 2000.
- X Tampa Bay's 2020 defense led the league in rushing yards allowed per game (80.6) and yards allowed per rush (3.60), while

ranking sixth in yards allowed per play (5.12), sixth in yards allowed per game (327.1), ranking tied for second in tackles for loss (91), tied for fourth in sacks (48.0) and tied for fifth in takeaways (25).

- X In 2019 tallied nine passes defended, tied for the eighth-most among NFL safeties.
- X As a rookie in 2018, started 11 games and ranked second on team with 76 tackles, including four for loss, while adding four passes defended.
- X Made NFL debut in reserve role at New Orleans (9/9/18).
- X Recorded a career high 11 tackles in Week 13 of the 2022 season against the Minnesota Vikings. (12/4/22)
- X Registered first career interception (Jared Goff) among his three passes defended in win at Los Angeles Rams (9/29/19).
- X Notched first career sack at Denver (9/27/20).
- X Recorded first career forced fumble against New Orleans (11/8/20).

2023 HIGHLIGHTS:

- X Started all 17 games for the New York Jets, finishing with 97 tackles (three for loss), nine passes defended, a career-high four interceptions, one quarterback hit and 0.5 sacks.
- X Was named AFC Defensive Player of the Week in Week 1 of the 2023 season after posting a career high three interceptions on Monday Night Football against the Buffalo Bills.

COLLEGE:

- X Started 30-of-31 career games at Pittsburgh (2015-17), totaling 234 tackles (7.5 for loss), 12 passes defended, three interceptions, three fumble recoveries,

two forced fumbles and a half sack. Also saw time on offense, rushing 43 times for 362 yards (8.4 avg.) and three touchdowns.

- X Declared for the NFL Draft following his junior season (2017), when he started all nine games he played in, recording 60 tackles, four passes defended, one interception and one fumble recovery. Also rushed for 142 yards and a touchdown.
- X Earned honorable mention All-ACC honors from the league's coaches and was named ACC Co-Defensive Back of the Week after recording a team-leading 10 tackles and a game-clinching interception in a win against Duke.
- X Earned second-team All-ACC honors from the league's coaches and media as a sophomore (2016), after starting nine games and tallying 65 tackles (1.5 for loss), two passes defended, one interception (returned 59 yards for a touchdown), one forced fumble and one fumble recovery.
- X A consensus Freshman All-American in 2015 after started 12-of-13 games, registering 109 tackles (six for loss), six passes defended, one interception, one forced fumble, one fumble recovery (returned 22 yards for a touchdown) and a half-sack. Also rushed 12 times for 122 yards and two touchdowns.
- X Named the ACC Rookie of the Year and Defensive Rookie of the Year by the Atlantic Coast Sports Media Association (ACSMA), becoming the first player to earn both awards since North Carolina cornerback Dre Bly in 1996. He was also named ACC Defensive Rookie of the Year by the league's coaches and shared overall ACC Rookie of the Year with Pittsburgh running back Qadree Ollison.
- X A third-team All-ACC selection by the league's media and coaches and a three-time ACC rookie of the Week, his 109 tackles established a new school record for a freshman.



- X Majored in communication.

PERSONAL/COMMUNITY:

- X Attended Central Valley High School (Aliquippa, Pennsylvania).
- X Pennsylvania's No. 1 overall prospect according to Rivals, earning Player of the Year honors from the Pittsburgh Post-Gazette, Pittsburgh Tribune-Review and Beaver Country Times, while being selected All-State Class AAA by the Pennsylvania Sports Writers, first-team All-Class AAA and Class AAA Defensive Player of the Year by Pennsylvania Football News. Named to the Pennsylvania Football News 2014 #TeamPA, which recognizes the best players in the state regardless of school classification.
- X Received the Pittsburgh Athletics Association Mercury Award, honoring the top high school football player in Western Pennsylvania.
- X Selected to play in the Semper Fidelis All-American Bowl.
- X Has one brother and one sister
- X Son of Gregory and Antonia Whitehead.
- X In 2020, supported the American Cancer Society as part of the NFL's My Cause, My Cleats initiative.



WHITEHEAD'S CAREER STATISTICS

Year	Team	Tackles						INT				Fumbles				ST Tackles			
		GP	GS	T	S	A	Sk	Yds	No	Yds	Lg	TD	PD	FF	FR	Yds	T	S	A
2018	Tampa Bay	15	11	76	61	15	0.0	0.0	0	0	0	0	4	0	0	0	0	0	0
2019	Tampa Bay	14	14	68	49	19	0.0	0.0	1	11	11	0	9	0	1	0	1	1	0
2020	Tampa Bay	16	16	74	53	21	2.0	19.0	2	2	2	0	4	1	1	0	0	0	0
2021	Tampa Bay	14	14	74	58	16	0.0	0.0	2	24	17	0	8	1	0	0	0	0	0
2022	N.Y. Jets	17	17	89	58	31	0.0	0.0	2	5	5	0	8	0	0	0	0	0	0
2023	N.Y. Jets	17	17	97	65	32	0.5	6.5	4	6	6	0	9	0	0	0	0	0	0
NFL Totals		93	89	477	344	133	2.5	25.5	11	48	17	0	42	2	2	0	1	1	0
Playoffs																			
Year	Team	Tackles						INT				Fumbles				ST Tackles			
		GP	GS	T	S	A	Sk	Yds	No	Yds	Lg	TD	PD	FF	FR	Yds	T	S	A
2020	Tampa Bay	4	4	9	8	1	0.0	0.0	0	0	0	0	1	2	0	0	0	0	0
2021	Tampa Bay	2	2	13	10	3	0.0	0.0	0	0	0	0	0	0	0	0	0	0	0
Postseason		6	6	22	18	4	0.0	0.0	0	0	0	0	1	0	0	0	0	0	0

SINGLE-GAME HIGHS

Tackles: 11, at Minnesota, 12/4/22 (w/ N.Y. Jets)
Sacks: 1.0, twice, last vs. L.A. Chargers, 10/4/20
Interceptions: 3, vs. Buffalo Bills, 9/11/23
Passes Defensed: 3, three times, last vs. Buffalo Bills, 9/11/23
Forced Fumbles: 2, at Green Bay, NFC Championship Game, 1/24/21
Fumble Recoveries: 1, twice, last at Detroit, 12/20/20

#31

ANTOINE WINFIELD JR.

SAFETY

HT: 5-9 WT: 203

DOB: 8/16/98

NFL: 5TH YEAR

ACQ: D2, 2020

COLLEGE: MINNESOTA



ACQUIRED BY BUCS:

- X Selected in the second round (45th overall) of the 2020 NFL Draft by the Buccaneers.

AWARDS & ACCOLADES:

- X Super Bowl LV Champion.
- X 2021 Pro Bowl Selection
- X 2023 AP First-Team All-Pro Selection
- X 2023 Pro Football Focus First-Team All-Pro
- X 2023 Tampa Bay Buccaneers Walter Payton Man of the Year Award Nominee
- X 1x NFC Defensive Player of the Month (December/January, 2023)
- X 2x NFC Defensive Player of the Week (Week 13, 2023; Week 18, 2023)
- X NFC Defensive Rookie Of The Month (September 2020)
- X PFWA All-Rookie Team Selection

CAREER HIGHLIGHTS:

- X Has started all 59 regular season games he has played in, totaling 381 tackles (18 for loss), 27 passes defended, 21 quarterback hits, 15.0 sacks, 11 forced fumbles, eight fumble recoveries and seven interceptions (returned 89 yards).



- X Started all eight postseason contests he has played in, recording 44 tackles (three for loss), three quarterback hits, three passes defended, one interception, two forced fumbles and one fumble recovery.
- X Since entering the league in 2020, Winfield has five strip-sacks, the most by a defensive back during that span, and his 15.0 sacks since 2020 are the most by any defensive back during that span.
- X Winfield's 21 quarterback hits since the beginning of the 2020 season are second-most among defensive backs over that span.
- X Is one of two defensive backs since 2000 to record two-or-more sacks, two-or-more passes defended and one-or-more forced fumble in each of their first three seasons (Also, Jamal Adams).
- X His 15.0 sacks rank second all-time in franchise history for sacks by a defensive back and are the most by a safety.
- X In 2023, joined Pro Football Hall of Famer Brian Dawkins (2002) as the only defensive backs with 3.0+ sacks, 3+ forced fumbles and 3+ fumble recoveries in a single season since 2000.
- X In 2023, became the first defensive back since data became available (1999) with 5.0+ sacks and five-or-more forced fumbles in a single season.
- X In 2023, became 1-of-4 players since 2000 with 5.0+ sacks, five-or-more takeaways and five-or-more forced fumbles in a single season, joining T.J.

Watt (2019), Justin Tuck (2010) and Terrell Suggs (2003).

- X Since data became available (1999), Winfield's 2023 season marked the first time a player has put forth a season with 100-or-more tackles and at least three sacks, interceptions, forced fumbles and fumble recoveries.
- X Tampa Bay's 2020 defense led the league in rushing yards allowed per game (80.6) and yards allowed per rush (3.60), while ranking sixth in yards allowed per play (5.12), sixth in yards allowed per game (327.1), ranking tied for second in tackles for loss (91), tied for fourth in sacks (48.0) and tied for fifth in takeaways (25).
- X Among NFL rookies in 2020, ranked fifth in tackles (91), tied for third in sacks (3.0), tied for fifth in passes defended (six), tied for fifth in forced fumbles (two), tied for sixth in fumble recoveries and tied for eighth in interceptions (one).
- X Winfield - who recorded an interception in Super Bowl LV - became just the seventh rookie or first-year player in NFL history to record an interception in the Super Bowl and the first since Malcolm Butler in Super Bowl XLIX.
- X Notched first career interception at Las Vegas (10/25/20).
- X Talled a career-high 11 tackles against Carolina (9/20/20). Later matched vs. Minnesota (12/13/20).
- X Recorded first career sack and forced fumble against Carolina (9/20/20).
- X Started in NFL debut at New Orleans (9/13/20).

2023 HIGHLIGHTS:

- X Was named a team captain for the 2023 season.
- X Amassed 122 tackles (six for loss), 12 passes defended, eight quarterback hits, 6.0 sacks, six forced fumbles, four fumble recoveries and three interceptions.
- X Finished the year with a share of the league lead in both forced fumbles and fumble recoveries, joining Haason Reddick (2022) as the only players to accomplish that feat since at least 2000.




- X Among defensive backs in 2023, Winfield Jr. finished first in sacks (6.0), first in forced fumbles (six), first in fumble recoveries (four), tied for third in takeaways (seven) and third in quarterback hits (eight).
- X Winfield Jr. earned a 91.2 grade from Pro Football Focus in 2023, putting him as the league's highest graded safety.
- X In the Week 1 victory at Minnesota, finished with eight tackles, 1.0 sack, two quarterback hits, one forced fumble, one fumble recovery and one pass defended.
- X In Week 1, logged a strip sack of Kirk Cousins to record his 10th career sack, which are most by a safety in franchise history and most by a defensive back since he entered the league in 2020.
- X With his performance in Week 1, he became the first defensive back to record a sack, a forced fumble and a fumble recovery in the same game since Jamal Adams did so on Nov. 10, 2019 vs. the N.Y. Giants.
- X He was the only NFC defensive back with a sack in Week 1 and the only NFC defensive back with multiple quarterback hits.
- X In the Week 2 victory over Chicago, played all 53 defensive snaps and finished with three tackles and a then-career-high two passes defended.
- X Played all 78 defensive snaps in Week 4 vs. Philadelphia, finishing with 11 tackles.
- X In the Week 4 victory at New Orleans, played all 65 defensive snaps and finished with nine tackles (two for loss), 1.0 sack, one quarterback hit, one forced fumble, one fumble recovery and one pass defended. He became the first person to record such a stat line since Bobby Wagner in 2018.
- X Through five weeks, Winfield had become the first player since Justin Houston in

2018 to record multiple games in a single season with five-or-more tackles, at least 1.0 sack, plus a forced fumble and a fumble recovery.

- X According to Pro Football Focus, Winfield was Tampa Bay's highest graded defender in Week 4, logging a 91.6 grade.
- X In Week 6 vs. Detroit, played all 70 defensive snaps and finished with four tackles.
- X In Week 7 vs. Atlanta, played 64-of-65 defensive snaps and finished with seven tackles, one pass defended and one forced fumble.
- X Winfield's forced fumble in Week 7 came when he punched the ball out of Falcons QB Desmond Ridder's hand at the 1-yard line, resulting in a touchback after the ball bounced through the end zone.
- X Winfield's forced fumble in Week 7 was his third fumble of the season, establishing a new career high and at the time tied for the most in the NFL in 2023.
- X Through Week 7, Winfield's eight career forced fumbles were tied for second most among defensive backs over that span.
- X In Week 8 at Buffalo, played all 69 defensive snaps and finished with four tackles and one pass defended.
- X Played all 72 defensive snaps in Week 9 at Houston, finishing with three tackles and one fumble recovery.
- X According to Pro Football Focus, was Tampa Bay's highest-graded defensive starter in Week 9, earning a 73.1 grade.
- X Winfield's fumble recovery in Week 9 was his third of the season, tied for most in the NFL at the time.
- X In the Week 10 victory over Tennessee, played all 63 defensive snaps and finished with three tackles, one quarterback hit, one pass defended and one interception which he returned for 28 yards.
- X Winfield's pass defended in Week 10 marked his seventh of the season, establishing a new career high.
- X In Week 11 at San Francisco, played all 60 defensive snaps and finished with a then-career-high 16 tackles.
- X Played 72-of-73 defensive snaps in Week 12 at Indianapolis and finished with 10 tackles and one pass defended.

- X In the Week 13 victory over Carolina, played 71-of-72 defensive snaps and finished with a game-high eight tackles (two for loss), a then-career-high three passes defended, 1.0 sack, one quarterback hit and one interception.
- X With Winfield's Week 13 performance, he became just the third player since data became available (1999) to record his stat line or better in a single game, joining Cleveland's Joe Schobert in Week 11 of the 2019 season against Pittsburgh and Cincinnati's Vincent Rey in Week 10 of the 2013 season against Baltimore.
- X Winfield's quarterback hit in Week 13 was his 18th since the start of the 2020 season, at the time tied with Seattle's Jamal Adams for the most among defensive backs over that stretch.
- X In Week 13, Winfield became the first defensive back since Hall of Famer Brian Dawkins and Roy Williams in 2002 with three-or-more forced fumbles, three-or-more fumble recoveries, two-or-more interceptions and 2.0-or-more sacks in a single season.
- X According to Pro Football Focus, Winfield was Tampa Bay's highest-graded player in Week 13, earning a 93.8 overall grade. His 93.8 grade was the highest grade he had earned in his career up to that point.





- X In the Week 14 victory over Atlanta, played all 72 defensive snaps and finished with eight tackles, one quarterback hit, 1.0 sack and one forced fumble. Recorded a strip sack of Desmond Ridder that resulted in a safety.
- X Through 14 weeks, Winfield's four forced fumbles were tied for third-most in the NFL.
- X With his forced fumble in Week 14, he joined Marshon Lattimore in 2018 as the only defensive backs with 4+ forced fumbles and 3+ fumble recoveries in a single season since 2010.
- X With his sack in Week 14, Winfield joined Pro Football Hall of Famer Brian Dawkins (2002) as the only defensive backs with 3.0+ sacks, 3+ forced fumbles and 3+ fumble recoveries in a single season since 2000.
- X Winfield's sack in Week 14 gave him 13.0 sacks across his first four seasons, surpassing Bill Bates for the second-most sacks by a defensive back across their first four seasons since 1982 when sacks became an official stat.
- X In the Week 15 victory at Green Bay, he played all 60 defensive snaps and led the team with 10 tackles, adding a forced fumble.
- X Winfield's forced fumble in Week 15 was his fifth of the season and the 10th of his career in the regular season. Through 15 weeks, his five forced fumbles were tied for second in the NFL.
- X With his forced fumble in Week 15, he became 1-of-6 defensive backs since 2000 with 10-or-more forced fumbles over the player's first four career seasons.
- X According to Pro Football Focus, was Tampa Bay's highest-graded defensive player in Week 15, earning an 82.9 overall grade.
- X In the Week 16 win over Jacksonville, played all 66 defensive snaps and recorded three tackles (one for loss), 1.0 sack, one interception, one fumble recovery, one quarterback hit and one pass defended.
- X With his stat line in Week 16, Winfield Jr. became the second player in the NFL in 2023 to record a game with 1.0+ sacks, an interception and a fumble recovery, joining Buffalo's Terrel Bernard in Week 3. He became the first Buccaneer to accomplish the feat since Geno Hayes did so in Week 15 of the 2009 season.
- X As of Week 16, Winfield Jr. and Pittsburgh's Alex Highsmith were the only players in the NFL to record multiple games with a sack and an interception.
- X In Week 16, Winfield Jr. became the first defensive back since Pro Football Hall of Famer John Lynch (117 in 1999) to record 110+ tackles in a season for Tampa Bay.
- X In Week 17 vs. New Orleans, played all 70 defensive snaps and finished with seven tackles.
- X In the Week 18 victory at Carolina, played all 52 defensive snaps and logged five tackles (one for loss), one quarterback hit, 1.0 sack and one forced fumble. His forced fumble was his sixth of the season, knocking it out of the hands of Panthers WR D.J. Chark at the 1-yard line, resulting in a Buccaneers recovery and a touchback.
- X Joined Haason Reddick (2022) as the only players since fumble data became available in 1993 to hold at least a share of the league lead in both forced fumbles and opponent fumble recoveries.
- X In 2023, became the first defensive back since 2000 with 6.0+ sacks and six-or-more forced fumbles in a season.

- X In 2023, became the fourth defensive back since 1982 with six-or-more games with a sack in a single season, joining Jamal Adams (2020), Dave Duerson (1986) and Roman Harper (2011).
- X In the Wild Card round victory over Philadelphia, he recorded three tackles and one pass defended. Contributed to a defense that helped produce the largest yardage disparity in a postseason game in franchise history (+150).
- X In the Divisional round contest at Detroit, played 72-of-73 defensive snaps and recorded two tackles and one quarterback hit.

COLLEGE:

- X Started 33 career games at Minnesota (2016-19), totaling 177 tackles (seven for loss), with nine interceptions (returned 180 yards, two touchdowns), 4.0 sacks, three fumble recoveries and two forced fumbles. Also returned a punt for a touchdown and blocked a field goal.
- X Earned unanimous All-American honors as a redshirt sophomore (2019), leading the Gophers with 88 tackles (3.5 for loss) and 3.0 sacks, while tying the modern era school record with seven interceptions, the fourth-most in the NCAA. Returned one interception for a touchdown.
- X Also selected All-Big Ten first team and named Big Ten Defensive Back of the Year while being named a finalist for the Bronko Nagurski Award, given annually to the best defensive player in the nation.
- X Named Big Ten Defensive Player of the Week following game against Fresno State, in which he notched four tackles, one sack and recorded an interception in the end zone to seal the win in double overtime.
- X Named National and Big Ten Defensive Player of the Week after registering 11



tackles and two interceptions against Penn State.

- X In 2018, played in four games before missing the remainder of the season. During those four games, recorded a punt returned 76 yards for a touchdown against New Mexico State, a game-sealing end zone interception against Fresno State and a fumble recovery against Miami (OH).
- X Limited to four games in 2017, but recorded a sack, two pass breakup and a blocked field goal against Buffalo.
- X As a freshman in 2016, played in 12 games, with nine starts, tallying 52 tackles, one fumble recovery and an interception, returned 82 yards for a touchdown.
- X A three-time Academic All-Big Ten selection (2017-19) and a CoSida Academic All-District selection in 2019. Also named Big Ten Distinguished Scholar in both 2018 and 2019.
- X Majored in business & marketing education.

PERSONAL/COMMUNITY:

- X Attended The Woodlands High School (The Woodlands, Texas).
- X Named Montgomery County Player of the Year as a senior.
- X Son of Antoine and Erniece Winfield.
- X Father, Antoine, played defensive back at Ohio State, earning Jim Thorpe award as the nation's top defensive back in 1998. He was then a first-round draft selection by the Buffalo Bills and went on to play 14 seasons in the NFL with the Bills and the Minnesota Vikings, earning three Pro Bowl selections.
- X Has two brothers, Austin and Ethan. Austin is a defensive back for the Gophers.
- X In 2020, supported Johns Hopkins All Children's Hospital as part of the NFL's My Cause, My Cleats initiative.

WINFIELD JR.'S GAME-BY-GAME STATISTICS

2023		TACKLES							INTERCEPTIONS					FUMBLES			ST TACKLES		
DATE	OPP	T	S	A	TFL	SK	YDS	QH	NO	YDS	LG	TD	PD	FF	FR	YDS	T	S	A
Sept. 10	@MIN	8	4	4	0	1.0	10.0	2	0	0	0	0	1	1	1	0	0	0	0
Sept. 17	CHI	3	2	1	0	0.0	0.0	0	0	0	0	0	2	0	0	0	0	0	0
Sept. 25	PHI	11	5	6	0	0.0	0.0	0	0	0	0	0	0	0	0	0	0	0	0
Oct. 1	@NO	9	6	3	2	1.0	4.0	1	0	0	0	0	1	1	1	0	0	0	0
Oct. 15	DET	4	2	2	0	0.0	0.0	0	0	0	0	0	0	0	0	0	0	0	0
Oct. 22	ATL	7	4	3	0	0.0	0.0	0	0	0	0	0	1	1	0	0	0	0	0
Oct. 26	@BUF	4	2	2	0	0.0	0.0	0	0	0	0	0	1	0	0	0	0	0	0
Nov. 5	@HOU	3	2	1	0	0.0	0.0	0	0	0	0	0	0	0	1	0	0	0	0
Nov. 12	TEN	6	3	3	0	0.0	0.0	1	1	28	28	0	1	0	0	0	0	0	0
Nov. 19	@SF	16	9	7	0	0.0	0.0	0	0	0	0	0	0	0	0	0	0	0	0
Nov. 26	@IND	10	8	2	0	0.0	0.0	0	0	0	0	0	1	0	0	0	0	0	0
Dec. 3	CAR	8	6	2	2	1.0	9.0	1	1	0	0	0	3	0	0	0	0	0	0
Dec. 10	@ATL	8	4	4	0	1.0	8.0	1	0	0	0	0	0	1	0	0	0	0	0
Dec. 17	@GB	10	8	2	0	0.0	0.0	0	0	0	0	0	0	1	0	0	0	0	0
Dec. 24	JAC	3	3	0	1	1.0	8.0	1	1	0	0	0	1	0	1	0	0	0	0
Dec. 31	NO	7	5	2	0	0.0	0.0	0	0	0	0	0	0	0	0	0	0	0	0
Jan. 7	@CAR	5	4	1	1	1.0	9.0	1	0	0	0	0	0	1	0	0	0	0	0
TOTALS		122	76	46	6	6.0	48.0	8	3	28	28	0	12	6	4	0	0	0	0
POSTSEASON																			
Jan. 15	PHI	3	3	0	0	0.0	0.0	0	0	0	0	0	1	0	0	0	0	0	0
Jan. 21	@DET	2	1	1	0	0.0	0.0	1	0	0	0	0	0	0	0	0	0	0	0
TOTALS		5	4	1	0	0.0	0.0	1	0	0	0	0	1	0	0	0	0	0	0

WINFIELD JR.'S CAREER STATISTICS

		Tackles								INT				Fumbles			ST Tackles		
Year	Team	GP	GS	T	S	A	Sk	Yds	No	Yds	Lg	TD	PD	FF	FR	Yds	T	S	A
2020	Tampa Bay	16	16	91	61	30	3.0	20.0	1	16	16	0	6	2	1	0	3	3	0
2021	Tampa Bay	13	13	88	62	26	2.0	8.0	2	30	30	0	6	2	3	9	0	0	0
2022	Tampa Bay	13	13	80	64	16	4.0	29.0	1	15	15	0	3	1	0	0	0	0	0
2023	Tampa Bay	17	17	122	76	46	6.0	39.0	3	28	28	0	12	6	4	0	0	0	0
NFL Totals		59	59	381	263	118	15.0	105.0	7	89	30	0	27	11	8	9	3	3	0
Playoffs																			
		Tackles								INT				Fumbles			ST Tackles		
Year	Team	GP	GS	T	S	A	Sk	Yds	No	Yds	Lg	TD	PD	FF	FR	Yds	T	S	A
2020	Tampa Bay	3	3	18	15	3	0.0	0.0	1	0	0	0	2	1	0	0	0	0	0
2021	Tampa Bay	2	2	14	11	3	1.0	5.0	0	0	0	0	0	1	1	0	0	0	0
2022	Tampa Bay	1	1	7	4	3	0.0	0.0	0	0	0	0	0	0	0	0	0	0	0
2023	Tampa Bay	2	2	5	4	1	0.0	0.0	0	0	0	0	1	0	0	0	0	0	0
Postseason		8	8	44	34	10	1.0	5.0	1	0	0	0	3	2	1	0	0	0	0

SINGLE-GAME HIGHS

Tackles: 16, at San Francisco, 11/19/23
Sacks: 1.0, 15 times, last at Carolina, 1/7/23
Interceptions: 1, seven times, last vs. Jacksonville, 12/24/23
(also one postseason, vs. Kansas City, Super Bowl LV, 2/7/21)
Passes Defensed: 3, vs. Carolina, 12/3/23
Forced Fumbles: 1, 11 times, last at Carolina, 1/7/23
(also one postseason, at New Orleans, NFC Divisional Round, 1/17/21)
Fumble Recoveries: 1, eight times, last vs. Jacksonville, 12/24/23

#78

TRISTAN WIRFS

TACKLE

HT: 6-5 WT: 320

DOB: 1/24/99

NFL: 5TH YEAR

ACQ: D1, 2020

COLLEGE: IOWA



ACQUIRED BY BUCS:

- X Selected in the first round (13th overall) of the 2020 NFL Draft by the Buccaneers.

AWARDS & ACCOLADES:

- X Super Bowl LV Champion
- X 3x Pro Bowl Selection (2021-23)
- X 2022 AP Second-Team All-Pro Selection
- X 2021 AP First-Team All-Pro Selection
- X 2020 Pro Football Focus Second-Team All-Pro Selection
- X 2x ESPN All-Pro Selection (2020-21)
- X PFWA All-Rookie Team Selection

CAREER HIGHLIGHTS:

- X Has started all 63 games he has played, including an additional eight postseason contests.
- X Was named to the Pro Bowl in 2023, joining Tony Mayberry (1997-99) as the only offensive linemen in franchise history with three consecutive trips to the Pro Bowl. He became the first Buccaneers player at any position to accomplish this feat since Gerald



McCoy made six consecutive Pro Bowls from 2012-17.

- X In 2023, totaled 1,233 offensive snaps, including the postseason, and per Pro Football Focus (PFF) metrics, he yielded just five sacks and just six quarterback hits over 19 games played in his first season after making the transition from right tackle to left tackle.
- X Started all 16 games in 2020 and was part of an offensive line that allowed a sack on 3.51 percent of all pass attempts, the second-lowest mark in the NFL and the second-lowest mark in a season in team history. Helped block for an offense that ranks second in passing yards per game (289.1), third in points per game (30.8), seventh in yards per game (384.1), seventh in yards per play (6.04).
- X Started at Detroit (12/26/20), helping the Buccaneers total a team-record 588 yards of total offense.
- X Started in NFL debut at New Orleans (9/13/20).

2023 HIGHLIGHTS:

- X Was named a team captain for the 2023 season.
- X Among all tackles with 850-or-more pass-blocking snaps in 2023, Wirfs ranked fourth with an 84.3 passblocking grade and sixth with an 81.1 overall offensive grade, per PFF.
- X Started at left tackle in the Week 1 win at Minnesota, contributing to an offensive line that generated 242 net yards of offense. Tampa Bay's offense outgained Minnesota 147-82 in the second half as



the Buccaneers held a 20:03 - 9:57 time of possession advantage.

- X Started at left tackle in the Week 2 victory over Chicago, contributing to an offensive line that helped generate 437 net yards of offense. Tampa Bay's 437 yards in Week 2 marked the fifth-highest output by any team through the first two weeks of the season.
- X Started at left tackle in Week 3 vs. Philadelphia, playing all 44 offensive snaps.
- X Started at left tackle in the Week 4 victory at New Orleans, playing all 71 offensive snaps and contributing to an offense that scored 26 points and snapped New Orleans' streak of 11 straight games allowing 20-or-fewer points.
- X According to Pro Football Focus, was Tampa Bay's highest graded offensive player in Week 4, earning a 77.3 grade.
- X Started at left tackle in Week 6 vs. Detroit and played all 56 offensive snaps.
- X Started at left tackle in Week 7 vs. Atlanta and played all 73 offensive snaps.
- X Started at left tackle in Week 8 at Buffalo and played all 68 offensive snaps.
- X Started at left tackle in Week 9 at Houston, playing all 66 offensive snaps and contributing to an offensive line that helped produce 332 net yards of offense.
- X In the Week 10 victory over Tennessee, started at left tackle and played all 65 offensive snaps, contributing to an offensive line that helped produce 340 net yards of offense.
- X Started at left tackle and played 69-of-71 offensive snaps in Week 11 at San Francisco.
- X In Week 12 at Indianapolis, started at left tackle and played all 60 offensive snaps.
- X Started at left tackle in the Week 13 victory over Carolina, playing all 62 offensive snaps and contributing to an offensive line that generated a then-season-high 128 rushing yards.



- X Started at left tackle in the Week 14 victory in Atlanta, playing all 68 offensive snaps and contributing to an offensive line that generated a then-season-high 148 rushing yards. It marked the third consecutive game in which Tampa Bay produced a season-high in rushing yards.
- X In the Week 15 victory at Green Bay, started at left tackle, playing all 62 offensive snaps and contributing to an offensive line that helped produce a then-season-high 452 net yards of offense.
- X In the Week 16 win over Jacksonville, started at left tackle, playing all 74 offensive snaps and contributing to an offensive line that produced 335 net yards of offense and held a season-high 37:07 - 22:53 time of possession advantage.
- X Played all 56 offensive snaps at right guard in Week 17 vs. New Orleans, contributing to an offensive line that helped produce 7.0 yards per play.
- X In the division-clinching Week 18 victory at Carolina, played all 65 offensive snaps at left guard and contributed to an offensive line that helped produce over 100 rushing yards in a game for the sixth time in 2023.

- X According to Pro Football Focus, was Tampa Bay's highest-graded player in the Week 18 win, earning a 96.4 overall grade. It marked the highest PFF grade of his career.
- X In the Wild Card round victory over Philadelphia, started at left tackle, contributing to an offense that helped produce the largest yardage differential in a playoff game in team history (+150).
- X In the Divisional round contest at Detroit, started at left tackle and contributed to an offense that generated 408 net yards of offense – the third-highest single-game mark in club postseason history.

COLLEGE:

- X Started 32 career games at Iowa (2017-19), seeing time at both right and left tackle.
- X As a junior (2019), earned first-team All-America honors from the Football Writers of America, Walter Camp Foundation and Phil Steele, while being named second-team All-America by the Associated Press, American Football Coaches Association and The Athletic.
- X Earned the Rimington-Pace Offensive Lineman of the Year in the Big Ten, while garnering first-team All-Big Ten distinction from the league's coaches and media, as well as The Associated Press and Phil Steele. Also a semi-finalist for the 2019 Outland Trophy.
- X Named honorable mention All-Big Ten by both league coaches and media after starting all 12 at right games he played in as a sophomore (2018).
- X Started in seven games as a freshman (2017), becoming the first true freshman to start at either offensive tackle position in the Kirk Ferentz era.
- X Received honorable mention Big Ten Conference All-Freshman team designation from BTN.com, as well

as the team's Next Man In award on offense.

- X Majored in communication studies.

PERSONAL/COMMUNITY:

- X Attended Mount Vernon High School (Mount Vernon, Iowa).
- X Played offensive and defensive line in high school.
- X Selected to the U.S. Army All-American Bowl following prep career.
- X Named to Des Moines Register Elite all-state team as a senior, while also being named captain of 2A Iowa Newspaper Association all-state.
- X As a senior, was named district offensive line MVP and Class 2A Iowa Preps Offensive Lineman of the Year.
- X Named first-team all-district for three straight seasons.
- X Also lettered in track and wrestling during his prep career, winning a state wrestling championship as a senior, shot put as a junior and senior and discus in his sophomore, junior and senior years.
- X Just the fourth Iowa male prep to win shot and discus titles in consecutive years and the first to win three straight discus titles since the 1950s.
- X Mother is Sarah Wirfs.
- X In 2020, supported the University of Iowa Stead Family Children's Hospital as part of the NFL's My Cause, My Cleats initiative.

WIRFS' CAREER STATISTICS

Games/Starts: TB: 2020: 16/16 (P:4/4); 2021: 17/17 (P: 1/1); 2022: 13/13 (P:1/1); 2023: 17/17 (P: 2/2)
Career Totals: 63/63 (P:8/8)

Misc. Tackles: 2 – 1 in 2021; 1 in 2020

#11

JOHN WOLFORD

QUARTERBACK

HT: 6-1 WT: 218

DOB: 10/16/95

NFL: 5TH YEAR

ACQ: UFA (LAR)-'23

COLLEGE: WAKE FOREST



TRANSACTIONS:

- X Originally entered the NFL as a college free agent on Aug. 26, 2018. Was waived on Sept. 4.
- X Signed as a free agent by the Los Angeles Rams on April 10, 2019.
- X Re-signed with the Rams as an exclusive rights free agent on April 19, 2022.
- X Was signed as an unrestricted free agent by the Tampa Bay Buccaneers on May 9, 2023.

CAREER HIGHLIGHTS:

- X Has appeared in seven career regular season games, making four starts, and completing 61-of-104 (58.7%) passes for 626 yards and one touchdown. Also added 16 carries for 87 yards.
- X Started for the L.A. Rams at quarterback in the team's 2020 Wild Card matchup against the Seattle Seahawks. Completed 3-of-6 passes for 29 yards.

2023 HIGHLIGHTS:

- X Was promoted from the practice squad to the active roster prior to Week 9.

- X Was inactive for Week 9-18.

- X Was inactive for the Wild Card round vs. Philadelphia and the Divisional round contest at Detroit.

COLLEGE/PERSONAL:

- X Was a four-year starter at Wake Forest (2014-17), completing 761-of-1,273 (59.8%) passes for 8,794 yards and 59 touchdowns. Also added 447 carries for 1,989 yards and 19 touchdowns.
- X His 59 passing touchdowns and 8,794 passing yards at Wake Forest rank third and fourth in program history, respectively.
- X Was named second-team All-ACC after his senior season in 2017 when he established program records in passer rating (158.0), passing yards (3,192), touchdown passes (29), total offense (3,975) and total touchdowns (39).
- X In 2014, became the first player in program history to start all 12 games as a true freshman.

WOLFORD'S CAREER STATISTICS

Year	Team	Passing						Yds							
		GP	GS	Att	Cmp	Pct	Yds	Y/A	TD	Int	Lg	Sk	Lst	RTG	
2020	L.A. Rams	1	1	38	22	57.9	231	6.1	0	1	38	2	8	64.7	
2021	L.A. Rams	3	0	4	1	25.0	5	1.3	0	1	5	1	8	0.0	
2022	L.A. Rams	3	3	62	38	61.3	390	6.3	1	3	30	7	49	64.6	
NFL Totals		7	4	104	61	58.7	626	6.0	1	5	38	10	65	59.2	

Year	Team	Passing						Yds							
		GP	GS	Att	Cmp	Pct	Yds	Y/A	TD	Int	Lg	Sk	Lst	RTG	
2020	L.A. Rams	1	1	6	3	50.0	29	4.8	0	0	15	1	0	63.9	
NFL Totals		1	1	6	3	50.0	29	4.8	0	0	15	1	0	63.9	

#62

GRAHAM BARTON

CENTER

HT: 6-5 WT: 314

DOB: 6/1/02

NFL: ROOKIE

ACQ: D1, 2024

COLLEGE: DUKE



ACQUIRED BY BUCS:

- X Selected by the Buccaneers as a first-round pick (26th overall) in the 2024 NFL Draft.

COLLEGE:

- X Appeared in 40 career games, making 39 starts, for Duke University (2020-23). He started 34 games at left tackle and five games at center.
- X Was a two-time recipient of Duke's Offensive Lineman of the Year Award during the 2022-23 seasons.
- X As a senior in 2023, started nine games at left tackle. Received second-team All-America honors and first-team All-ACC honors after anchoring an offensive line that produced 2,174 rushing yards and 26 rushing touchdowns – tied for the fifth-most in program history.
- X During his junior season in 2022, started all 13 games at left tackle and received first-team All-ACC recognition after contributing to an offensive line that helped produce 32.8 points per game – the highest mark in program history dating back to 1996.
- X As a sophomore in 2021, started 12 games at left tackle and contributed to an offensive line that helped produce

180.3 rushing yards per game – good for the fourth-highest mark in program history dating back to 1996.

- X Appeared in six games, making five starts – all at center – as a freshman in 2020. Received second-team freshman All-America honors.

PERSONAL:

- X Attended Ravenwood High School (Brentwood, Tenn.).
- X In addition to playing football, was a standout lacrosse player growing up.
- X Participated in the 2024 Reese's Senior Bowl.
- X Led his team to a 13-2 record and an appearance in the 2019 6A state championship game as a senior. Subsequently received All-State honors.
- X Coming out of high school, was the No. 41 offensive guard in the 2020 class and the No. 19 recruit in the state of Tennessee (No. 4 offensive lineman).
- X Interned at the Raleigh office of U.S. Senator Thom Tillis during the summer of 2023.
- X Is the son of Philip and Heather Barton.
- X Majored in Public Policy.

#43

CHRIS BRASWELL JR.

OUTSIDE LINEBACKER


HT: 6-3 WT: 255

DOB: 10/25/01

NFL: ROOKIE

ACQ: D2, 2024

COLLEGE: ALABAMA

**ACQUIRED BY BUCS:**

- X Selected by the Buccaneers as a second-round pick (57th overall) in the 2024 NFL Draft.

COLLEGE:

- X Appeared in 40 career games at the University of Alabama (2020-23), logging 75 tackles (15.5 for loss), 10.5 sacks, four forced fumbles, one pass defended and one interception (returned for a touchdown).
- X Received second-team All-SEC recognition as a junior in 2023 after appearing in 14 games and recording 42 tackles, 8.0 sacks, one interception (returned for a touchdown), three forced fumbles and one pass defended.
- X In addition to posting career highs in tackles (42), sacks (8.0) and forced fumbles (three) as a junior, Braswell led the SEC in quarterback pressures and forced fumbles.
- X During his sophomore year in 2022, saw action in 13 games and recorded 20 tackles, 2.5 sacks and one forced fumble.
- X As a freshman in 2021, played in 13 games and logged 13 tackles.

PERSONAL:

- X Attended St. Frances Academy (Baltimore, Md.), where he started out as a running back but ultimately moved to playing defensive end.
- X Participated in the 2024 Reese's Senior Bowl.
- X Helped his high school to a 34-1 record over his final three seasons.
- X Recorded 25.0 sacks and sixed forced fumbles over his junior and senior seasons of high school.
- X Was named a 2020 Under Armor All-American.
- X Was the No. 2 weakside defensive end in the 2020 recruiting class, the No. 2 recruit in the state of Maryland, and the No. 19 recruit nationally.

#23 TYKEE SMITH

SAFETY**HT:** 5-10 **WT:** 202**DOB:** 2/18/2001**NFL:** ROOKIE**ACQ:** D3A, 2024**COLLEGE:** GEORGIA**ACQUIRED BY BUCS:**

- X Selected by the Buccaneers as a third-round pick (89th overall) in the 2024 NFL Draft.

COLLEGE:

- X Appeared in 50 career games between West Virginia University (2019-20) and the University of Georgia (2021-23), recording a combined 212 tackles (21.5 for loss) 12 passes defended, eight interceptions (one returned for a touchdown), 5.0 sacks and two forced fumbles.
- X Was a two-time College Football Playoff National Champion with the Georgia Bulldogs during the 2021-22 seasons.
- X As a redshirt senior in 2023, he appeared in 14 games for the Bulldogs, recording 70 tackles (8.5 for loss), six passes defended, four interceptions, and 2.0 sacks. He was subsequently named second-team All-SEC.
- X During his redshirt junior season in 2022, he played in 14 games and logged 28 tackles, 2.0 sacks, one pass defended and one forced fumble.
- X Only appeared in one game with the Bulldogs during the 2021 season due to injury.
- X In 2020 at the University of West Virginia, Smith received All-America

recognition and second-team All-Big 12 honors after he appeared in 10 games and finished with 61 tackles (8.0 for loss), five passes defended, and two interceptions.

- X During his first season at West Virginia, Smith was named to the freshman All-American team after appearing in 12 games and logging 53 tackles (2.5 for loss), four passes defended, two interceptions (one returned for a touchdown), one forced fumble and 1.0 sack.

PERSONAL:

- X Attended Imhotep Institute Charter High School (Philadelphia, Penn.)
- X Participated in the 2024 Reese's Senior Bowl.
- X Led his high school team to three straight conference championships and Class 4A state runner-up finishes across his final three seasons.
- X He was a two-time team captain in high school.
- X Has four siblings (three brothers, one sister).
- X Has one daughter, named Zyla.

#15

JALEN MCMILLAN

WIDE RECEIVER

HT: 6-1 WT: 192

DOB: 12/7/01

NFL: ROOKIE

ACQ: D3B, 2024

COLLEGE: WASHINGTON

**ACQUIRED BY BUCS:**

- X Selected by the Buccaneers as a third-round pick (92nd overall) in the 2024 NFL Draft.

COLLEGE:

- X Appeared in 38 career games for the University of Washington (2020-23), bringing in 164 receptions for 2,143 yards and 17 receiving touchdowns.
- X Dating back to 1996, he ranked among University of Washington program leaders in receptions (fifth), receiving yards (sixth), and receiving touchdowns (seventh) at the time that he was drafted.
- X As a redshirt junior in 2023, was limited due to injury but still appeared in nine games, bringing in 45 receptions for 559 yards and five receiving touchdowns.
- X McMillan led all players in the 2024 College Football Playoff National Championship game in receptions, with six, and scored the game's lone receiving touchdown.
- X Enjoyed his most productive collegiate season as a redshirt sophomore in 2022, when he received All-Pac-12 honorable mention recognition after playing 13 games and posting career highs in receptions (79), receiving yards

(1,098) and receiving touchdowns (nine). He led the Huskies in both receptions and receiving touchdowns.

- X As a redshirt freshman in 2021, appeared in 10 games and finished with 39 receptions for 470 yards and three receiving touchdowns.
- X During his true freshman campaign in 2020, he saw action in three games and brought in one reception for 16 yards.

PERSONAL:

- X Attended San Joaquin Memorial High School (Fresno, Calif.), where he played both football, baseball, and track and field.
- X Was rated as the No. 38 overall prospect and No. 8 wide receiver in the country coming out of high school, as well as the No. 6 recruit in the state of California.
- X Was recruited by several schools to be a dual sport athlete, having been recruited for both football and baseball.
- X Qualified for the Junior Olympics in track and field in the eighth grade.

#7 BUCKY IRVING

RUNNING BACK
HT: 5-10 **WT:** 195
DOB: 8/19/02
NFL: ROOKIE
ACQ: D4, 2024
COLLEGE: OREGON



ACQUIRED BY BUCS:

- X Selected by the Buccaneers as a fourth-round pick (125th overall) in the 2024 NFL Draft.

COLLEGE:

- X Appeared in 39 career games between the University of Minnesota (2021) and the University of Oregon (2022-23), totaling 475 carries for 2,937 yards (6.2 avg.) and 20 rushing touchdowns while adding 95 receptions for 785 yards and five receiving touchdowns.
- X He received second-team All-Pac-12 honors in 2023 after starting all 14 games and posting career highs in carries (186), rushing yards (1,180), rushing touchdowns (11), receptions (56) and receiving yards (413). He led all FBS running backs in receptions.
- X As a sophomore in 2022, started 12-of-13 games and logged 156 carries for 1,058 yards and five rushing touchdowns, adding 31 receptions for 299 yards. He subsequently received honorable mention All-Pac-12 recognition for his play.
- X Was named the 2022 Holiday Bowl Game MVP after recording 13 carries for 149 yards and two rushing touchdowns.

- X As a freshman at the University of Minnesota in 2021, he logged 133 carries for 699 yards and four touchdowns. He finished the season leading the Gophers in all-purpose yards.

PERSONAL:

- X Attended Hillcrest High School (Chicago, Ill.), where he lettered in football and basketball.
- X Earned All-State honors and was named the Conference Player of the Year as a high school senior in 2019.
- X As a junior in 2018, led his team to a 12-1 record and the conference title game.
- X Has two siblings (one brother, one sister).
- X Was given the nickname 'Bucky' by his late father, Marcellus.
- X Full name is Mar'Keise Irving.

#79

ELIJAH KLEIN

OFFENSIVE LINEMAN
HT: 6-4 **WT:** 319

DOB: 4/8/2000

NFL: ROOKIE

ACQ: D6, 2024

COLLEGE: TEXAS-EL PASO

ACQUIRED BY BUCS:

- X Selected by the Buccaneers as a sixth-round pick (125th overall) in the 2024 NFL Draft.

COLLEGE:

- X Appeared in 56 career games at the University of Texas-El Paso (2018-23), playing predominantly right guard.
- X Received first-team All-Conference-USA honors in 2023 after appearing in 12 games and contributing to a Miners team that averaged 362.0 net yards of offense per game, including 144.3 yards per game on the ground.
- X Started all 12 games at right guard for the Miners in 2022, receiving All-Conference-USA honorable mention recognition after contributing to an offense that average 159.4 rushing yards per game.
- X In 2021, started all 13 games at right guard and received All-Conference-USA honorable mention recognition after helping the Miners' offense



produce an average of 392.0 yards per game.

- X Started eight games for UTEP in 2020, helping guide a rushing attack that scored 16 touchdowns and surpassed 1,000 yards on the season.
- X Appeared in eight games, making six starts, for the Miners in 2019, helping a rushing attack that average 138.9 yards per game.
- X Started four games in 2018, including two at left tackle and two at right guard.

PERSONAL:

- X Attended Upland High School (Upland, Calif.)
- X Was named to the All-Baseline League First Team Offense as a senior in 2017.
- X Led his team to a 12-1 record in 2017, advancing to the Division II semifinals.
- X Has two brothers.
- X Full name is Elijah Blue Klein.

#82 DEVIN CULP

TIGHT END
HT: 6-4 **WT:** 237
DOB: 2/2/2000
NFL: ROOKIE
ACQ: D7, 2024
COLLEGE: WASHINGTON



ACQUIRED BY BUCS:

- X Selected by the Buccaneers as a seventh-round pick (246th overall) in the 2024 NFL Draft.

COLLEGE:

- X Appeared in 36 career games at the University of Washington (2019-23), amassing 66 receptions for 711 yards and four receiving touchdowns.
- X As a senior in 2023, he received All-Pac-12 honorable mention recognition after appearing in 14 games and bringing in 16 receptions for 208 yards and two receiving touchdowns for a Washington team that reached the College Football Playoff National Championship Game.
- X Played in 12 games as a junior in 2022, finishing with a career-high 29 receptions for 266 yards and one touchdown.
- X As a sophomore in 2021, appeared in nine games and brought in 20

receptions for 222 yards and one touchdown.

- X Saw time in two games for the Huskies in 2020, bringing in one catch for 15 yards.
- X Appeared in 12 games for Washington in 2019.

PERSONAL:

- X Attended Gonzaga Preparatory School (Spokane, Wash.), where he played football and basketball.
- X As a senior, was a first-team All-State selection and helped Gonzaga Prep reach the quarterfinals of the Washington state playoffs.
- X Recorded a 4.47 40-yard dash time at the 2024 NFL Draft Combine, the fastest time among any competing tight ends.
- X His 4.47 40-yard dash time was the third-fastest time for any participant who weighed at least 230 pounds in the 2024 NFL Draft Combine.

#19

ZACK ANNEXSTAD

QUARTERBACK

HT: 6-3 WT: 220

DOB: 4/16/00

NFL: ROOKIE

ACQ: FA, 2024

COLLEGE: ILLINOIS STATE

ACQUIRED BY BUCS:

- X Signed by Tampa Bay as a free agent on May 10, 2024.


COLLEGE:

- X Totaled 26 career games over six seasons between Minnesota (2018-21) and Illinois State (2022-23).
- X In his final two seasons at Illinois State, he completed 360-of-545 (66.1%) passes for 3,547 yards and 27 touchdowns. Also added 95 carries for 247 yards.
- X All-Missouri Valley Football Conference honorable mention selection in 2023.

- X In his freshman season (2018), believed to be the second walk-on true freshman quarterback to start a season opener, joining Baker Mayfield (Texas Tech 2013).
- X Holds third most all-time Minnesota freshmen records with 97 passes for 1,277 yards, and nine touchdowns (tied).

PERSONAL:

- X Attended IMG Academy (Bradenton, Fla).
- X Father, Scott, saw time in the NFL with Kansas City and Washington.



FRONT OFFICE

1ST YEAR & UDFA

2023 REVIEW

HISTORY

RECORDS

SIDELINES

#39 MARCUS BANKS

DEFENSIVE BACK

HT: 6-0 WT: 190

DOB: 10/8/00

NFL: ROOKIE

ACQ: FA, 2024

COLLEGE: MISSISSIPPI STATE



ACQUIRED BY BUCS:

- X Signed by Tampa Bay as a free agent on May 10, 2024.

COLLEGE:

- X Appeared in 49 career games across five seasons at Alabama (2019-21) and Mississippi State (2022-23), tallying 73 tackles, five passes defended, one fumble recovery, one interception, and one touchdown.
- X Was invited to the 2024 College Gridiron Showcase.
- X Spent time at cornerback and special teams until his final season in 2023, where he switched to safety.

PERSONAL:

- X Received 25 collegiate offers coming out of Dekaney High School (Houston, TX).
- X Selected to play in the All-American Bowl in San Antonio.
- X Participated in Nike's "The Opening" Finals in Frisco, Texas, in 2018.

#95 C.J. BREWER

DEFENSIVE LINEMAN

HT: 6-2 WT: 290

DOB: 11/22/97

NFL: 1ST YEAR

ACQ: FA, 2023

COLLEGE: COASTAL CAROLINA



ACQUIRED BY BUCS:

- X Signed by Tampa Bay as a free agent on May 16, 2023.

CAREER HIGHLIGHTS:

- X Has appeared in two career games for the Buffalo Bills, logging two tackles.

COLLEGE:

- X Appeared in 58 games across five seasons (2017-21) at Coastal Carolina University, logging 230 tackles (32.5 for loss), 16.0 sacks, six passes defended, five forced fumbles, three fumble recoveries and one interception.
- X At Coastal Carolina, also added two carries for 16 yards and one reception for two yards and a touchdown.
- X As a super senior in 2021, logged 54 tackles, 4.5 sacks, one interception and one fumble recovery across 13 games.
- X As a senior in 2020, appeared in 12 games and recorded 60 tackles, 6.5 sacks, one forced fumble and one fumble recovery.

- X As a junior in 2019, recorded 54 tackles, 3.0 sacks and three passes defended over 12 games.
- X As a sophomore in 2018, tallied 29 tackles, two forced fumbles and one pass defended in nine games.
- X As a freshman in 2017, tallied 33 tackles, 2.0 sacks, two forced fumbles and two passes defended.
- X Was a three-time All-Sun Belt honoree, earning first team accolades in 2020-21 and third-team honors in 2019.
- X Was a two-time team captain.
- X Ranks eighth in program history in tackles (230), fifth in sacks (16.0), fifth in tackles for loss (32.5) and third in quarterback hurries (20).

PERSONAL:

- X Attended Bowdon High School (Bowdon, Ga.)
- X Was named the Times-Georgia Area Defensive Player of the Year following his junior season in high school in 2014.
- X Also played basketball in high school.

#59

JUDGE CULPEPPER

DEFENSIVE LINEMAN

HT: 6-4 WT: 293

DOB: 11/24/99

NFL: ROOKIE

ACQ: FA, 2024


COLLEGE: TOLEDO

ACQUIRED BY BUCS:

- X Signed by Tampa Bay as a free agent on May 10, 2024.

COLLEGE:

- X Started in 41-of-63 career games played over five seasons between Penn State (2019-20) and Toledo (2021-23), amassing 132 tackles (19.5 for loss), 14.0 sacks, two passes defended, two forced fumbles, and one fumble recovery.
- X Earned first-team All MAC and MAC West Defensive Player of the Week during his final season.
- X Played as a reserve and on special teams while at Penn State (2019-20).



- X Scout Team Defensive Player of the Year during redshirt season (2018).

PERSONAL:

- X Helped his high school team to a 45-7 record and four district championships in four seasons at Plant High School (Tampa, Fla).
- X Received first-team All-Tampa recognition as a senior, and second-team All-State as a junior.
- X Son of former Buccaneer Brad Culpepper.

#86

EVAN DECKERS

LONG SNAPPER
HT: 6-3 **WT:** 252
DOB: 2/23/99
NFL: 1ST YEAR
ACQ: FA, 2024
COLLEGE: DUKE



TRANSACTIONS:

- X Signed by Tampa Bay as a college free agent on May 12, 2023. Waived on Aug. 29, 2023.
- X Signed to Tampa Bay's practice squad on Dec. 13, 2023. Released on Dec. 19, 2023.
- X Signed to a future contract by the Buccaneers on Jan. 30, 2024.

COLLEGE:

- X Appeared in 53 career games between the University of Massachusetts (2018-21) and Duke University (2022), serving as the primary long snapper.
- X During his collegiate career, assisted on a total of 218 kicks and 272 punts.
- X Helped kickers convert on 44-of-60 (73.3%) field goal tries and 154-of-158 (97.5%) point after tries while in college.
- X Was named to the Academic All-ACC team in 2023 while at Duke.

PERSONAL:

- X Attended Avon Old Farms (Avon, Mass.), where he lettered in football (three years), golf (four years), basketball (one year), hockey (one year), and squash (one year).
- X Majored in Kinesiology.
- X Got his master's degree in Management Studies.
- X Son of Peter and Tina Deckers.

#60

XAVIER DEL GADO

OFFENSIVE LINEMAN
HT: 6-4 WT: 329
DOB: 6/20/00
NFL: ROOKIE
ACQ: FA, 2024
COLLEGE: MISSOURI



ACQUIRED BY BUCS:

- X Signed by Tampa Bay as a free agent on May 10, 2024.

COLLEGE:

- X Appeared in 59 games over six seasons at Missouri (2018-23), including starting the final 20 games of his collegiate career.
- X Was part of a 2023 Mizzou offensive line unit that was a semifinalist for the Joe Moore Award that recognizes the most outstanding offensive line units in the country.
- X In his final season at Missouri in 2023, helped anchor a Missouri offensive line that ranked 25th in the nation with 442.9 net yards of offense per game.

PERSONAL:

- X Attended Deer Valley High School (Glendale, Ariz.)
- X Was a three-star recruit according to both Rivals.com and 247sports.com.
- X Was rated as the No. 19 overall recruit in the state of Arizona.
- X Received first-team all-state recognition in the 'Big School' division (class 4A, 5A, 6A) by the Arizona Republic.

#46

KALEN DELOACH

LINEBACKER

HT: 6-1 WT: 212

DOB: 11/28/00

NFL: ROOKIE

ACQ: FA, 2024

COLLEGE: FLORIDA STATE

ACQUIRED BY BUCS:

- X Signed by Tampa Bay as a free agent on May 10, 2024.

COLLEGE:

- X Started in 39-of-48 career games played over five seasons at Florida State (2019-23), tallying 178 tackles (18 for loss), 8.0 sacks, two interceptions, 12 passes defended, two forced fumbles, one fumble recovery, and one touchdown.
- X Second-team All-American, first-team All-ACC, and FSU Defensive MVP in his final season.
- X Named ACC Linebacker of the Week (2023).

- X Recorded 68 tackles (10.5 for loss), 7.0 sacks, two forced fumbles, two passes defended, one interception and one fumble recovery in his final season.

PERSONAL:

- X Selected to play in 2019 Under Armour All-American Game.
- X Named Butkus Award finalist for best high school linebacker in America.
- X Played some offense in high school, adding 771 yards rushing and 19 touchdowns
- X Also played basketball for Island High School (Savannah, Ga).



FRONT OFFICE

1ST YEAR & UDFA

2023 REVIEW

HISTORY

RECORDS

SIDELINES

#61

SILAS DZANSI

OFFENSIVE TACKLE

HT: 6-5 WT: 335

DOB: 6/13/98

NFL: 1ST YEAR

ACQ: FA, 2023

COLLEGE: VIRGINIA TECH

ACQUIRED BY BUCS:

- X Signed by Tampa Bay as a college free agent on May 12, 2023.

COLLEGE:

- X Appeared in 49 games with 34 starts across five seasons (2018-2022) at Virginia Tech University.
- X Started all 11 games at right and left tackle his super redshirt senior year (2022)
- X Played in 12 games with seven starts at right and left tackle his redshirt senior year (2021), contributing to an offensive line that averaged 185.3 rushing yards a game.
- X Played in 8 games with four starts at right tackle and guard his redshirt junior year (2020), contributing to an offensive line that averaged 240.1 rushing yards a game.
- X Started all 8 games at right tackle his redshirt sophomore year (2019),



contributing to an offensive line that averaged 176.1 rushing yards a game.

- X Played in 10 games with four starts at right tackle his redshirt freshman year (2018), contributing to an offensive line that averaged 174.3 rushing yards a game.
- X Transferred to Virginia Tech and redshirted.
- X Spent 2016 season at Fork Union Military Academy.

PERSONAL:

- X Last name pronounced: JAN-zee.
- X Attended C.D. Hylton High School (Woodbridge, Va.).
- X Played left tackle on offense and racked up 56 tackles on defense.
- X Started playing football his sophomore year of high school.

#24

TYREK FUNDERBURK

CORNERBACK

HT: 6-0 **WT:** 185

DOB: 11/28/00

NFL: ROOKIE

ACQ: FA, 2024

COLLEGE: APPALACHIAN STATE

ACQUIRED BY BUCS:

- X Signed by Tampa Bay as a free agent on May 10, 2024.

COLLEGE:

- X Played in 55 career games (35 starts) over six seasons between Richmond (2018-22) and Appalachian State (2023), tallying 123 tackles, 11 interceptions, 29 passes defended, three forced fumbles, and two touchdowns.
- X Was named All-Sun Belt first team and second-team All-American in his final season.
- X While at Richmond, received All-State honors in 2021 and second-team



All-Colonial Athletic Association and second-team All-State honors in 2020.

PERSONAL:

- X Earned Two-time All-Conference and two-time NCISAA All-State recognition at Metrolina Christian Academy (Indian Trail, N.C.).
- X Had many achievements in track and field, including one state championship, three state medals, seven conference championships and holds four MAC conference records.

FRONT OFFICE

1ST YEAR & UDFA

2023 REVIEW

HISTORY

RECORDS

SIDELINES

#48

ANTONIO GRIER JR.

LINEBACKER

HT: 6-1 WT: 230

DOB: 1/18/00

NFL: ROOKIE

ACQ: FA, 2024

COLLEGE: ARKANSAS

ACQUIRED BY BUCS:

- X Signed by Tampa Bay as a free agent on May 10, 2024.

COLLEGE:

- X Played in 58 career games over six seasons between South Florida (2018-22) and Arkansas (2023), amassing 265 tackles (23.5 for loss), 10.0 sacks, five forced fumbles, four passes defended, three interceptions, and two touchdowns.
- X Earned Phil Steele Preseason All-ACC first-team and Athlon Preseason All-ACC first-team in 2022.
- X Second-team All ACC, Pro Football Network All-Conference first-team,



and Athlon third-team selections in his fourth season at USF.

PERSONAL:

- X Named all-region defensive player of the year during senior season at Benjamin E. Mays High School (Atlanta, GA).
- X Earned Atlanta-Journal Constitution Class 6A honorable mention his junior year.

#57

DANIEL GRZESIAK

LINEBACKER

HT: 6-1 WT: 245

DOB: 11/19/00

NFL: ROOKIE

ACQ: FA, 2024

COLLEGE: CINCINNATI



ACQUIRED BY BUCS:

- X Signed by Tampa Bay as a free agent on May 10, 2024.

COLLEGE:

- X Played in 59 career games over six seasons between Nevada (2018-21), Utah State (2022), and Cincinnati (2023).
- X Recorded 140 tackles, 19.5 sacks, six passes defended, four forced fumbles, and three fumble recoveries.
- X Received honorable mention all-Mountain West recognition in 2022 after posting 52 tackles (13 for loss), a team-leading 8.5 sacks and two forced fumbles.

PERSONAL:

- X Named Defensive Lineman of the Year as a senior at Crenshaw High School (Los Angeles, CA).
- X Helped lead his team to both a league and state championship in 2017.

FRONT OFFICE

1ST YEAR & UDFA

2023 REVIEW

HISTORY

RECORDS

SIDELINES

#72

LUKE HAGGARD

OFFENSIVE TACKLE

HT: 6-7 WT: 305

DOB: 1/3/00

NFL: 1ST YEAR

ACQ: FA, 2023

COLLEGE: INDIANA

ACQUIRED BY BUCS:

- X Signed by Tampa Bay as a college free agent on May 12, 2023.

COLLEGE:

- X Appeared in 28 games with 26 starts across three seasons (2020-2022) at Virginia Tech University.
- X Started all 12 games his super senior season (2022) at left tackle.
- X Started the final 11 games at left tackle after missing the opener his senior year (2021), and earned the team's Chris Dal Sasso Award for most outstanding lineman.
- X Played in six games with four starts at left tackle his junior year (2020), contributing to an offensive line



led the Big Ten (T-17th nationally) in fewest sacks allowed per game (1.25). The Hoosiers finished fourth in the conference in scoring (28.9), fifth in passing offense (250.9), and fifth in time of possession (31:15).

- X Spent two seasons (2018-19) at Santa Rosa Junior College (Santa Rosa, Calif.). Named team captain, All-Bay 6 Conference, and was an All-NorCal Region honoree.

PERSONAL:

- X Attended Petaluma High School (Petaluma, Calif.).
- X Named a team captain.
- X Also played lacrosse and rugby.

#21

ANDREW HAYES

CORNERBACK

HT: 6-0 **WT:** 195

DOB: 6/17/01

NFL: ROOKIE

ACQ: FA, 2024

COLLEGE: CENTRAL ARKANSAS

ACQUIRED BY BUCS:

- X Signed by Tampa Bay as a free agent on May 10, 2024.

COLLEGE:

- X Played in 45 career games over four seasons between Ouachita Baptist (2019-22) and Central Arkansas, amassing 153 tackles, 27 passes defended, four interceptions, and one fumble recovery.



- X All-Great American Conference Honorable mention distinction in 2021.

PERSONAL:

- X Attended Bryant High School (Bryant, Ark).
- X Led his team to a 7A state championship in 2017

FRONT OFFICE

1ST YEAR & UDFA

2023 REVIEW

HISTORY

RECORDS

SIDELINES

#16 KEENAN ISAAC

CORNERBACK**HT:** 6-3 **WT:** 190**DOB:** 2/17/00**NFL:** 1ST YEAR**ACQ:** FA, 2023**COLLEGE:** ALABAMA STATE**ACQUIRED BY BUCS:**

- X Signed by Tampa Bay as a college free agent on May 12, 2023.

2023 HIGHLIGHTS:

- X Made his NFL debut in the Week 4 win at New Orleans, being elevated from the practice squad and appearing on special teams.
- X Did Not Play in Week 13 against Carolina.
- X Was inactive for Week 14 versus Atlanta.

COLLEGE:

- X Appeared in 36 games across four seasons (2018-19 and 2021-22) at Alabama State University, tallying 161 tackles, 31 pass defended, 1.5 sacks, five interceptions, and two forced fumbles.
- X Played in three games his redshirt senior year (2022), tallying 39 tackles, 10 passes defended, two interceptions, and 0.5 sacks.
- X Played in 11 games his redshirt junior year (2021), amassing 33 tackles, seven passes defended, one sack, and



one forced fumble. Returned one kick for a 37-yard touchdown

- X Redshirted his 2020 season after offseason surgery.
- X Started all 11 games his sophomore year (2019), totaling 55 tackles, eight passes defended, and one forced fumble with a recovery.
- X Started six games and played in 11 as a true freshman (2018), recording 44 tackles, six passes defended, and one interception.

PERSONAL:

- X Attended Midfield High School (Midfield, ALA.).
- X Named Second Team All-State as a senior.
- X Played basketball, averaging 18.9 points per game and 8.2 rebounds per game.

#45

RAMON JEFFERSON

RUNNING BACK

HT: 5-10 **WT:** 210

DOB: 1/10/00

NFL: ROOKIE

ACQ: FA, 2024

COLLEGE: KENTUCKY

ACQUIRED BY BUCS:

- X Signed by Tampa Bay as a free agent on May 10, 2024.

COLLEGE:

- X Played in 57 career games over seven seasons between Maine (2017-18), Garden City Community College (2019), Sam Houston (2020-22), and Kentucky (23-24), tallying 669 carries for 4,132 yards, and 41 touchdowns.
- X First-team All-Western Athletic Conference and AP FCS second-team All-American in 2021.
- X Earned All-Kansas Jayhawk Community College Conference second-team honors in 2019.
- X Named Thurlow Cooper Offensive Rookie of the Year.

PERSONAL:

- X Attended Harry S Truman High School (The Bronx, N.Y.).
- X Two-time all-conference, two-time all-city, and one NYSSWA all-state selections.
- X Helped lead his team to back-to-back PSAL Bowls.



FRONT OFFICE

1ST YEAR & UDFA

2023 REVIEW

HISTORY

RECORDS

SIDELINES

#28

CEPHUS JOHNSON III

WIDE RECEIVER

HT: 6-5 WT: 220

DOB: 9/21/99

NFL: 1ST YEAR

ACQ: FA, 2023

COLLEGE: SOUTHEASTERN LOUISIANA



TRANSACTIONS:

- X Entered the league as a college free agent with the Minnesota Vikings on May 1, 2023. Waived on Aug. 7, 2023.
- X Signed by the Buccaneers on Aug. 12, 2023.

COLLEGE:

- X Appeared in 45 career games between the University of South Alabama (2018-19) and Southeastern Louisiana University (2020-22), playing quarterback and completing 236-of-409 attempts for 2,763 yards and 20 touchdowns. Also added 274 carries for 1,461 rushing yards and 17 rushing touchdowns, plus seven receptions for 83 yards and two receiving touchdowns.
- X As a redshirt senior at Southeastern Louisiana in 2022, established career highs in completions (138), passing yards (1,527), passing touchdowns (10), carries (104), rushing yards (651), and rushing touchdowns (eight).
- X As a redshirt junior at Southeastern Louisiana in 2021, appeared in 10

games and completed 5-of-12 passes for 149 yards and one touchdown. Added 37 carries for 265 yards and four touchdowns, plus five receptions for 63 yards and two receiving touchdowns.

- X As a redshirt sophomore at Southeastern Louisiana in 2020, appeared in seven games and completed 3-of-3 passes for 67 yards and one touchdown. Also added 30 carries for 155 yards and one touchdown, plus two receptions for 20 yards.
- X Across two seasons at University of South Alabama, completed 90-of-180 passes for 1,020 yards and 8 touchdowns. Also added 103 carries for 390 yards and four touchdowns.

PERSONAL:

- X Attended Davidson High School (Mobile, Ala.)
- X As a senior in high school, established program records with 1,849 passing yards and 22 touchdowns.

#9

KAMERON JOHNSON**WIDE RECEIVER****HT:** 5-10 **WT:** 170**DOB:** 3/17/02**NFL:** ROOKIE**ACQ:** FA, 2024**COLLEGE:** BARTON COLLEGE**ACQUIRED BY BUCS:**

- X Signed by Tampa Bay as a free agent on May 10, 2024.

COLLEGE:

- X Played in 37 career games over four seasons at Barton College, tallying 151 receptions for 2,316 yards and 19 touchdowns, as well as adding 22 carries for 125 yards, plus two touchdown passes.
- X As a returner in college, recorded over 1,000 return yards and brought two kicks back for touchdowns.
- X Earned All-conference honors in his final two seasons after posting a combined 95 receptions for 1,445 receiving yards and 12 receiving touchdowns.

- X Became the first-ever Barton College football player to sign with an NFL team.

PERSONAL:

- X Attended Northern Nash High School (Rocky Mount, N.C.), where he played quarterback.

FRONT OFFICE

1ST YEAR & UDFA

2023 REVIEW


HISTORY

RECORDS

SIDELINES

#66 AVERY JONES

GUARD
HT: 6-4 WT: 307
DOB: 10/20/99
NFL: ROOKIE
ACQ: FA, 2024
COLLEGE: AUBURN



ACQUIRED BY BUCS:

- X Signed by Tampa Bay as a free agent on May 10, 2024.

COLLEGE:

- X Appeared in 41 collegiate games across three schools, including North Carolina (2019), East Carolina (2020-22), and Auburn (2023).
- X Played in eight games in his final season at Auburn, including the Tropical Bowl.
- X In his three seasons at East Carolina, Jones started 31-of-33 games played for the Pirates.
- X Spent his redshirt freshman season in 2019 at North Carolina appearing in one game.

PERSONAL:

- X Earned an invitation to the 2017 Shrine Bowl of the Carolinas.
- X Spent time at both offensive line and defensive tackle at Havelock High School (Havelock, NC), helping his team to a 14-2 record and a Coastal 3A Conference title.

#85

LATREAL JONES

WIDE RECEIVER

HT: 6-1 **WT:** 195

DOB: 1/13/99

NFL: ROOKIE

ACQ: FA, 2024

COLLEGE: SOUTHERN MISSISSIPPI

ACQUIRED BY BUCS:

- X Signed by Tampa Bay as a free agent on May 10, 2024.

COLLEGE:

- X Totaled 38 games over five seasons between Pearl River Community College (2019-22) and the University of Southern Mississippi (2022-23).
- X Recorded 46 receptions for 622 yards and three touchdowns over his final two collegiate season at Southern Miss.
- X As a sophomore in 2020, Jones was named JCGridiron first-team All-American.



- X Began his career at Pearl River Community College hauling in 66 receptions for 874 yards and four touchdowns.

PERSONAL:

- X Played both football and baseball at Taylorsville High School (Taylorsville, Miss.), winning the 2017 MHSAA 2A Football State Championship in a season in which he caught 41 receptions for 925 yards and 11 touchdowns.

FRONT OFFICE

1ST YEAR & UDFA

2023 REVIEW

HISTORY

RECORDS

SIDELINES

#80

TANNER KNUE

WIDE RECEIVER**HT:** 5-11 **WT:** 178**DOB:** 11/26/99**NFL:** ROOKIE**ACQ:** FA, 2024**COLLEGE:** EASTERN MICHIGAN

ACQUIRED BY BUCS:

- X Signed by Tampa Bay as a free agent on May 10, 2024.

COLLEGE:

- X Played in 37 games over six seasons at Eastern Michigan (2018-23), recording 154 receptions for 1,866 yards and 17 touchdowns.
- X In his final season at Eastern Michigan, he earned second-team All-MAC, leading the team in receptions (50), receiving yards (479), and touchdowns (three).
- X Earned third-team All MAC in his fifth season, totaling a career-best in both receiving yards (632) and touchdowns (nine).

PERSONAL:

- X Played both football and basketball at Mason High School (Mason, Ohio).
- X In basketball, he was once selected second team all-conference and named league Defensive Player of the Year.

#36

CHRIS MCDONALD JR.

CORNERBACK

HT: 5-10 **WT:** 192

DOB: 11/9/99

NFL: ROOKIE

ACQ: FA, 2024

COLLEGE: TOLEDO

ACQUIRED BY BUCS:

- X Signed by Tampa Bay as a free agent on May 10, 2024.

COLLEGE:

- X Played in 57 games over five seasons at Toledo (2019-23), tallying 141 tackles, 37 passes defended, five interceptions, two defensive touchdowns, and one forced fumble.
- X Earned third-team ALL-MAC in his final season at Toledo in 2023.
- X Finished his career third in program history in passes defended (37).

PERSONAL:

- X Won a state championship at Miami Southridge Senior High School (Miami, Fla.) in 2016.
- X Selected as a defensive back in the 2018 Miami-Dade All-Star Game.



FRONT OFFICE

1ST YEAR & UDFA

2023 REVIEW

HISTORY

RECORDS

SIDELINES

#71

LORENZ METZ

OFFENSIVE LINEMAN

HT: 6-9 WT: 310

DOB: 3/7/97

NFL: ROOKIE

ACO: FA, 2024

COLLEGE: CINCINNATI

TRANSACTIONS:

- X Signed by the Chicago Bears as a college free agent on May 6, 2023. Released on July 26, 2023.
- X Signed with the Tampa Bay Buccaneers via the International Player Pathway Program on April 15, 2024.

COLLEGE:

- X Appeared in 43 games, making 27 starts, across various offensive line positions for the Cincinnati Bearcats (2018-22). Also added one blocked point after attempt on the defensive side of the ball.
- X Was limited to just five games during his final season at Cincinnati in 2022 due to injury.
- X During his redshirt junior season in 2021, received first-team All-AAC honors after he appeared in 12 games and made eight starts at right guard for the Bearcats. Contributed to an offensive line that helped produce the ninth-highest yards per play average in the country (6.7).



- X As a redshirt sophomore in 2020, appeared in eight games in a reserve capacity and on special teams.
- X Started all 13 games for the Bearcats in 2019, alternating between the left and right tackle positions. Helped produce a 1,000-yard rusher.
- X Appeared in three games, making his collegiate debut as an offensive lineman after making the transition from originally playing defensive line.

PERSONAL:

- X Born in Neuötting in Bavaria, Germany.
- X Played for the Kirchdorf Wildcats in the German Football League.
- X Majored in Industrial Management. Was named the Outstanding Undergraduate Industrial Management Student of the Year by Lindner's Department of Operations, Business Analytics and Information Systems.
- X Didn't play football until he was 18 years old.

#81

RYAN MILLER

WIDE RECEIVER

HT: 6-2 **WT:** 221

DOB: 2/20/00

NFL: 1ST YEAR

ACQ: FA, 2023

COLLEGE: FURMAN

TRANSACTIONS:

- X Signed by Tampa Bay as a college free agent on May 12, 2023.

2023 HIGHLIGHTS:

- X Was elevated from the practice squad prior to the Week 13 victory over Carolina, making his NFL debut and appearing on special teams and in a reserve capacity on offense.

COLLEGE:

- X Appeared in 53 games in five seasons (2018-2022) at Furman University, tallying 151 receptions for 2,146 yards (14.2 avg.) and 28 touchdowns. Also added three carries for 28 yards.
- X Established career highs in receptions (72), receiving yards (762) and receiving touchdowns (12) in 2022, earning him first team All-Southern Conference honors and AP FCS All-America honors.
- X As a senior in 2021, logged 43 receptions for 749 yards and seven



touchdowns to earn first team All-Southern Conference honors and AP FCS All-American honors.

- X As a junior in 2020, brought in 15 receptions for 254 yards and six receiving touchdowns.
- X As a sophomore in 2019, recorded 11 receptions for 237 yards and three receiving touchdowns.
- X As a freshman in 2018, tallied 10 receptions for 144 yards.

PERSONAL:

- X Attended University School of Jackson High School (Jackson, TN).
- X Played right end, wide receiver, running back, middle linebacker and defensive end in high school.
- X Also played basketball and ran track in high school.
- X Parents are David and Denis Miller.
- X Has one brother, Keaton.

FRONT OFFICE

1ST YEAR & UDFA

2023 REVIEW

HISTORY

RECORDS

SIDELINES

#49

SHAUN PETERSON JR.

OUTSIDE LINEBACKER


HT: 6-3 WT: 240

DOB: 10/22/99

NFL: ROOKIE

ACQ: FA, 2024

COLLEGE: CENTRAL FLORIDA

**ACQUIRED BY BUCS:**

- X Signed by Tampa Bay as a free agent on May 10, 2024.

COLLEGE:

- X Totaled 51 games over six seasons between Florida International University (2018-22) and Central Florida (2023).
- X Following his transfer to UCF, appeared in 12 games, notching 14 tackles, 1.0 sacks, and one forced fumble.
- X At outside linebacker, amassed 28 tackles (eight for loss), 6.0 sacks, two forced fumbles, and two fumble recoveries in his fifth season at FIU (2022).
- X Played running back for the first four seasons at FIU, totaling 105 carries for 478 yards and four touchdowns.

PERSONAL:

- X Played both linebacker and running back at Nova High School (Davie, Fla).
- X Ranked No. 3 in South Florida with 1,234 yards and 17 touchdowns his senior season.

#33

JOSE RAMIREZ

OUTSIDE LINEBACKER

HT: 6-2 **WT:** 252

DOB: 5/9/99

NFL: 1ST YEAR

ACQ: D6C, 2023

COLLEGE: EASTERN MICHIGAN



ACQUIRED BY BUCS:

- X Selected in the sixth round (196th overall) of the 2023 NFL Draft by the Tampa Bay Buccaneers.

2023 HIGHLIGHTS:

- X Was elevated from the practice squad for the Wild Card round vs. Philadelphia, but was inactive.

COLLEGE:

- X Appeared in 32 games across three seasons (2020-22) at Eastern Michigan, tallying 156 tackles (34 for loss), 20.5 tackles, seven passes defended, six forced fumbles and one fumble recovery.
- X His 20.5 career sacks rank second all-time in Eastern Michigan program history while his 34 tackles for loss rank fifth.
- X Is a member of Eastern Michigan's Ring of Honor.
- X Became the first player at Eastern Michigan to record double-digit sacks in a single season since 1998.

- X As a senior in 2022, earned first team All-MAC and MAC Defensive MVP honors after logging 66 tackles (19.5 for loss), 12 sacks, two forced fumbles, two passes defended and one fumble recovery over 13 games.
- X In 2021, received third team All-MAC honors after recording 63 tackles, 6.5 sacks, four passes defended and three forced fumbles across 13 games.
- X Appeared in six games in 2020, amassing 27 tackles, 2.0 sacks, one pass defended and one forced fumble.
- X Prior to attending Eastern Michigan, Ramirez attended Riverside City College in 2018 and appeared in 12 games for their football team.

PERSONAL:

- X Attended Auburndale high School (Auburndale, Fla.), where he played wide receiver, cornerback, safety and linebacker.
- X Majored in psychology at Eastern Michigan.
- X Has four brothers and one sister.

FRONT OFFICE

1ST YEAR & UDFA

2023 REVIEW

HISTORY

RECORDS

SIDELINES

#84

TANNER TAULA

TIGHT END

HT: 6-6 WT: 255

DOB: 12/6/98

NFL: 1ST YEAR

ACQ: FA, 2023

COLLEGE: ILLINOIS STATE

TRANSACTIONS:

- X Signed by Tampa Bay as a college free agent on May 12, 2023.

COLLEGE:

- X Appeared in 44 games across five seasons (2018-2022) at Illinois State, tallying 63 receptions for 627 yards (10.0 avg.) and four touchdowns.
- X Saw action in eight games as a super redshirt senior (2022), recording 26 receptions for 284 yards and one touchdown.
- X Played in eight games as a redshirt senior (2021), tallying 12 receptions for 89 yards.
- X Appeared in four games as a redshirt junior (2020), registering 13 receptions for 122 yards and two touchdowns.



- X Saw action in 13 games with three starts as a redshirt sophomore (2019), recording seven receptions for 101 yards.
- X Appeared in 11 games and started four as a redshirt freshman (2018), tallying 5 receptions for 31 yards and one touchdown.
- X Redshirted his freshman year (2017).

PERSONAL:

- X Attended Blue Springs High School (Blue Springs, Missouri).
- X Voted first-team all-state selection as a senior tallying 21 receptions for 303 yards and two receiving touchdowns and one rushing.

#75
LWAL UGUAK

DEFENSIVE LINEMAN

HT: 6-4 **WT:** 269

DOB: 3/30/2000

NFL: ROOKIE

ACQ: FA, 2024

COLLEGE: TCU



TRANSACTIONS:

- X Signed by the Tampa Bay Buccaneers to a future contract on Jan. 30, 2024.

CAREER HIGHLIGHTS:

- X Played for the Montreal Alouettes of the Canadian Football League during the 2023 season, appearing in 18 games and registering 16 tackles, 3.0 sacks and one forced fumble.
- X Was selected by the Alouettes in the first round (seventh overall) of the 2023 CFL Draft.

COLLEGE:

- X Appeared in 47 career games between the University of Connecticut (2018-21) and Texas Christian University (2022), totaling 79 tackles (10.0 for loss), 4.5 sacks, four passes defended, two fumble recoveries and one forced fumble.
- X As a senior at TCU, played in all 14 games and logged 10 tackles (one for

loss), one fumble recovery and 0.5 sacks for a Horned Frogs team that made it to the College Football Playoff National Championship game.

- X During his junior season at Connecticut, appeared in 10 games and finished with 34 tackles (3.5 for loss) and two fumble recoveries.
- X As a sophomore in 2019, saw action in 12 games, logging 19 tackles (4.0 for loss), and a career-high 4.0 sacks.
- X During his freshman season in 2018, appeared in 11 games for UConn and logged 16 tackles (1.5 for loss).

PERSONAL:

- X Attended Harry Ainlay High School (Edmonton, Alberta, Canada).
- X His family emigrated from Sudan to Canada in 1997.
- X Has three siblings. His brother, Aher, is a professional basketball player

FRONT OFFICE

1ST YEAR & UDFA

2023 REVIEW


HISTORY

RECORDS

SIDELINES

#30

DJ WILLIAMS

RUNNING BACK**HT:** 6-0 **WT:** 225**DOB:** 11/15/99**NFL:** ROOKIE**ACQ:** FA, 2024**COLLEGE:** ARIZONA

ACQUIRED BY BUCS:

- X Signed by Tampa Bay as a free agent on May 10, 2024.

COLLEGE:

- X Totaled 48 career games over five seasons across three schools, beginning his career at Auburn (2019-20), before transferring to Florida State (2021), and Arizona (2022-23), rushing the ball 277 times for 1,394 yards and 14 touchdowns.
- X In his final two seasons at Arizona (2022-23), recorded 132 carries for 646 yards and eight touchdowns in 24 games played.
- X Played in all 12 games his first season at Arizona (2022-23) including the Territorial Cup victory.

PERSONAL:

- X Two-time All-Highlands selection at Sebring High School (Sebring, Fla).
- X Nephew of Pro Football Hall of Fame running back Edgerrin James.
- X Also played baseball in high school.

#38

RASHAD WISDOM

DEFENSIVE BACK

HT: 5-9 WT: 210

DOB: 6/6/01

NFL: ROOKIE

ACQ: FA, 2024

COLLEGE: TEXAS-SAN ANTONIO

ACQUIRED BY BUCS:

- X Signed by Tampa Bay as a free agent on May 10, 2024.

COLLEGE:

- X Started 54-of-57 career games played over five seasons at Texas San Antonio (2019-23), tallying 315 tackles, 19 pass defended, 4.0 sacks, five interceptions, and two touchdowns.
- X Finished his career as the UTSA all-time leader in total tackles (315) and solo tackles (228).
- X Named first-team All-American Athletic Conference and Dave Cambell's All-Texas College second-team his final season.
- X Was twice named All-Conference USA first-team honoree (2020-21) and C-USA All-Freshman team in 2019.

PERSONAL:

- X Named first-team All-District 27-6A selection during final three seasons (2016-18) at Converse Judson High School (Converse, Texas), in addition to earning honorable mention All-state recognition in both 2017 and 2018.
- X Helped his team to a 13-1 record and district championship in 2018.



FRONT OFFICE

1ST YEAR & UDFA

2023 REVIEW

HISTORY

RECORDS

SIDELINES

2023 REVIEW



2023 REGULAR SEASON STATISTICS

2023 RECORD:		WON: 9		LOST: 8	
DATE	W/L	SCORE	OPPONENT	ATT	
Sept. 10	W	20-17	at Minnesota	66,741	
Sept. 17	W	27-17	CHICAGO	62,976	
Sept. 25	L	11-25	PHILADELPHIA	65,426	
Oct. 1	L	26-9	at New Orleans	70,003	
Oct. 15	L	6-20	DETROIT	65,854	
Oct. 22	L	13-16	ATLANTA	62,620	
Oct. 26	L	18-24	at Buffalo	70,416	
Nov. 5	L	37-39	at Houston	70,785	
Nov. 12	W	20-6	TENNESSEE	62,725	
Nov. 19	L	14-27	at San Francisco	71,607	
Nov. 26	L	20-27	at Indianapolis	64,407	
Dec. 3	W	21-18	CAROLINA	62,432	
Dec. 10	W	29-25	at Atlanta	69,496	
Dec. 17	W	34-20	at Green Bay	72,775	
Dec. 24	W	30-12	JACKSONVILLE	62,547	
Dec. 31	L	13-23	NEW ORLEANS	65,741	
Jan. 7	W	9-0	at Carolina	69,010	

	BUCCANEERS	OPPONENTS
TOTAL FIRST DOWNS	300	337
Rushing	79	101
Passing	188	213
Penalty	33	23
3rd Down: Made / Att	98/236	92/225
3rd Down Pct.	41.5	40.9
4th Down: Made / Att	12/25	12/25
4th Down Pct.	66.7	48.0
POSSESSION AVG.	29:25	30:35
TOTAL NET YARDS	5321	5852
Avg. Per Game	313.0	344.2
Total Plays	1047	1051
Avg. Per Play	5.1	5.4
NET YARDS RUSHING	1509	1620
Avg. Per Game	88.8	95.3
Total Rushes	439	422
Gross Yards	3312	4232
NET YARDS PASSING	224.2	248.9
Avg. Per Game	404/232	48/336
Sacked / Yards Lost	40/44	45/68
Gross Yards	568/364	611/404
Attempts / Completions	641	661
Completion Pct.	10	13
Had Intercepted	77/501	65/46.9
PUNTS/AVERAGE	41.8	42.4
NET PUNTING AVERAGE	100/751	93/762
PENALTIES/YARDS	218	25/13
FUMBLES/FUMBLES LOST	37	34
TOUCHDOWNS	8	11
Rushing	28	23
Passing	1	0
Returns		

SCORE BY QUARTERS	1	2	3	4	OT	TOTAL
BUCCANEERS	42	120	71	115	0	348
OPPONENTS	70	86	81	88	0	325

SCORING	TD	R	P	Rt	PAT	2-Pt.	FG	S	PTS
C. McLaughlin	0	0	0	0	33/33	0	29/31	0	120
M. Evans	13	0	13	0	0	0	0	0	78
R. White	9	6	3	0	0	0	0	0	54
C. Otton	4	0	4	0	0	1	0	0	26
C. Godwin	3	1	2	0	0	1	0	0	20
T. Palmer	3	0	3	0	0	0	0	0	18
S. Barrett	1	0	0	1	0	0	0	0	6
K. Kieft	1	0	1	0	0	0	0	0	6
B. Mayfield	1	1	0	0	0	0	0	0	6
D. Moore	1	0	1	0	0	0	0	0	6
D. Thompkins	1	0	1	0	0	0	0	0	6
P. O'Connor	0	0	0	0	0	0	0	1	2
BUCCANEERS	37	8	28	1	33/33	2	29/31	0	348
OPPONENTS	34	11	23	0	26/26	3	29/36	1	325

PASSING	ATT.	CMP.	YDS.	CMP%	YDS/ATT	TD	TD%	INT	INT%	LONG	SK/LOST	RTG
Mayfield	566	364	4044	64.3	7.14	28	4.9	10	1.8	75t	40/232	94.6
Trask	1	0	0	0.0	0.00	0	0.0	0	0.0	0	0/0	39.6
Godwin	1	0	0	0.0	0.00	0	0.0	0	0.0	0	0/0	39.6
BUCCANEERS	568	364	4044	64.1	7.12	28	4.9	10	1.8	75t	40/232	94.2
OPPONENTS	611	404	4568	66.1	7.48	23	3.8	10	1.6	76t	48/336	92.0

RUSHING	NO	YDS	AVG	LG	TD
R. White	272	990	3.6	38	6
C. Edmonds	49	176	3.6	21	0
B. Mayfield	62	163	2.6	31	1
D. Thompkins	8	56	7.0	17	0
K. Vaughn	24	42	1.8	9	0
C. Godwin	4	38	9.5	19t	1
S. Tucker	15	23	1.5	7	0
T. Palmer	3	22	7.3	13	0
R. Jarrett	1	0	0.0	0	0
K. Trask	1	-1	-1.0	-1	0
BUCCANEERS	439	1509	3.4	38	8
OPPONENTS	422	1620	3.8	29	11

RECEIVING	NO	YDS	AVG	LG	TD
C. Godwin	83	1024	12.3	47t	2
M. Evans	79	1255	15.9	75t	13
R. White	64	549	8.6	43t	3
C. Otton	47	455	9.7	27	4
T. Palmer	39	385	9.9	54	3
D. Thompkins	17	83	4.9	26	1
C. Edmonds	14	81	5.8	14	0
D. Moore	5	94	18.8	52t	1
P. Durham	5	58	11.6	26	0
R. Jarrett	4	60	15.0	41	0
S. Tucker	2	9	4.5	6	0
K. Vaughn	2	2	1.0	3	0
D. Wells	2	-10	-5.0	1	0
K. Kieft	1	2	2.0	2t	1
R. Hainsey	0	-3	-	-3	0
BUCCANEERS	364	4044	11.1	75t	28
OPPONENTS	404	4568	11.3	76t	23

INTERCEPTIONS	NO	YDS	AVG	LG	TD
A. Winfield Jr.	3	28	9.3	28	0
D. White	2	36	18	26	0
C. Izien	2	18	9	14	0
D. Delaney	2	4	2	4	0
C. Davis III	2	3	1.5	3	0
S. Barrett	1	4	4	4t	1
W. Gholston	1	0	0.0	0	0
BUCCANEERS	13	93	7.2	28	1
OPPONENTS	10	28	2.8	18	0

PUNTING	NO	YDS	AVG	NET	TB	IN20	LG	BK
J. Camarda	77	3854	50.1	41.8	9	26	74	0
BUCCANEERS	77	3854	50.1	41.8	9	26	74	0
OPPONENTS	65	3051	46.9	42.4	3	20	65	0

PUNT RETURNS	RET	FC	YDS	AVG	LONG	TD
D. Thompkins	17	18	234	9.4	51	0
BUCCANEERS	17	18	234	9.4	51	0
OPPONENTS	38	10	455	12.0	52	0

KICKOFF RETURNS	RET	YDS	AVG	LONG	TD
D. Thompkins	16	327	20.4	32	0
BUCCANEERS	16	327	20.4	32	0
OPPONENTS	26	491	18.9	31	0

FIELD GOALS	1-19	20-29	30-39	40-49	50+	LG
McLaughlin	0-0	8-8	12-12	2-3	7-8	57
BUCCANEERS	0-0	8-8	12-12	2-3	7-8	57
OPPONENTS	0-0	9-9	13-13	4-4	3-10	52

McLaughlin: (36G, 57G) (26G, 40BL, 25G) (33G) (51G, 28G) (33G, 36G) (24G, 36G) (50BL, 57G) (35G, 49G, 55G) (25G, 35G) (1, 21G, 24G) (1, 55G, 38G) (39G, 46G) (24G, 31G, 51G) (36G, 57G, 39G)

SACKS: Diaby 7.5, Winfield Jr. 6.0, Vea 5.5, Tryon-Shoyinka 5.0, Barrett 4.5, David 4.5, Kancey 4.0, Nelson 3.0, D. White 2.5, Gaines 1.0, Gill 1.0, Russell 1.0, Watts 1.0, Hall 0.5

Buccaneers 48.0, Opponents 40.0
FUM/LOST: Mayfield 8/3, R. White 3/2, Thompkins 3/1, Palmer 3/1, Camarda 1/0, Hainsey 1/0, Otton 1/1, Wells 1/0
Buccaneers 21/8, Opponents 26/13

2023 DEFENSIVE STATISTICS

Player	Solo		Total		TFL	Sacks/ Yards		QBH	Ints./ Yards		Passes Def.		For.	Fum.	Rec.
	Tackles	Assists	Tackles										Fum.		
Lavonte David	86	48	134	17		4.5/43.5	5	-		5		1	-		
Antoine Winfield Jr.	76	46	122	6		6.0/48.0	8	3/28	12	6		4			
Devin White	49	34	83	5		2.5/19.0	9	2/36	6	-		-			
Ryan Neal	51	24	75	4		-	-	-	-	-		-			
Zyon McCollum	45	19	64	1		-	-	-	9	2		-			
Christian Izien	46	17	63	3		-	2	2/18	2	1		-			
Jamel Dean	46	15	61	-		-	-	-	4	-		-			2
Shaquill Barrett	33	19	52	3		4.5/32.5	9	1/4	2	3		-			
Carlton Davis III	40	12	52	-		-	-	2/3	9	-		-			
Vita Vea	28	15	43	8		5.5/31.5	9	-	-	2		-			
Joe Tryon-Shoyinka	26	17	43	7		5.0/39.0	7	-	1	1		1			
Yaya Diaby	25	13	38	12		7.5/48.0	8	-	-	1		2			
Anthony Nelson	21	16	37	7		3.0/18.0	6	-	1	-		-			
Calijah Kancey	19	7	26	10		4.0/22.0	12	-	1	-		-			
Greg Gaines	7	17	24	-		1.0/0.0	5	-	-	-		1			
Dee Delaney	17	7	24	1		-	-	2/4	5	-		-			
Logan Hall	11	11	22	2		0.5/1.5	1	-	2	-		2			
K.J. Britt	9	10	19	1		-	-	-	1	-		-			
William Gholston	10	9	19	-		-	-	1/0	2	-		-			
Kaevon Merriweather	7	7	14	-		-	-	-	1	-		-			
SirVocea Dennis	6	2	8	-		-	-	-	1	-		-			
Cam Gill	2	5	7	-		1.0/7.0	1	-	-	1		-			
J.J. Russell	6	1	7	1		1.0/9.0	1	-	-	-		-			
Mike Greene	2	4	6	-		-	-	-	-	-		-			
Markees Watts	4	0	4	1		1.0/6.0	1	-	-	-		-			
Patrick O'Connor	2	2	4	2		-	-	-	-	-		-			
Josh Hayes	1	2	3	-		-	-	-	-	-		-			
Derrek Pitts Jr.	1	0	1	-		-	-	-	-	-		-			
Deadrin Senat	1	0	1	-		-	-	-	-	-		-			
Totals	677	379	1,056	91		48.0/336.0	84	13/93	64	18		12			

2023 SPECIAL TEAMS STATISTICS

Player	Solo		Total		Fumbles For./Rec.
	Tackles	Assists	Tackles		
Josh Hayes	8	6	14	-/-	
K.J. Britt	7	3	10	-/-	
Ko Kieft	3	4	7	-/-	
K. Merriweather	6	1	7	-/-	
Cam Gill	3	2	5	-/-	
Chase Edmonds	3	2	5	-/-	
SirVocea Dennis	5	0	5	-/-	
David Moore	2	2	4	-/-	
Zyon McCollum	4	0	4	-/-	
Zach Triner	2	1	3	-/-	
Anthony Nelson	0	3	3	-/-	
J.J. Russell	1	2	3	-/-	
J. Tryon-Shoyinka	2	0	2	-/-	
Christian Izien	1	1	2	-/-	
Jake Camarda	1	0	1	-/1	
Dee Delaney	0	1	1	-/-	
Rakim Jarrett	1	0	1	-/-	
Ryan Neal	1	0	1	-/-	
Derrek Pitts	1	0	1	-/-	
Sean Tucker	1	0	1	-/-	

Defensive/Special Teams Touchdowns

Shaquil Barrett, 4-yard interception return, vs. Chicago, 9/17/23

Miscellaneous Tackles

C. Godwin 2, D. Thompkins 2, C. Edmonds 1, M. Evans 1, M. Feililer 1, L. Goedeke 1, D. Moore 1, C. Otton 1, T. Palmer 1, R. White 1, T. Wirfs 1

Miscellaneous Forced Fumbles

None

Miscellaneous Fumble Recoveries

B. Mayfield 3, R. White 3, R. Hainsey 2, M. Evans 1, T. Wirfs 1, D. Thompkins 1

Blocked Punts

None

Blocked PATs

None

Blocked Field Goals

None

Deflected Punts

None

Safeties

None

Onside Kickoff Recovery

None

2023 POSTSEASON STATISTICS

2023 RECORD:	W/L	WON: 1	LOSS: 1	
DATE		SCORE	OPPONENT	ATT
Jan 15	W	32-9	PHILADELPHIA	63,397
Jan 21	L	23-31	at Detroit	66,201

	BUCCANEERS	OPPONENTS
TOTAL FIRST DOWNS	46	39
Rushing	13	8
Passing	31	27
Penalty	2	4
3rd Down: Made / Att	10/26	6/23
3rd Down Pct.	38.5	26.1
4th Down: Made / Att	2/3	1/3
4th Down Pct.	66.7	33.3
POSSESSION AVG.	31:02	28:58
TOTAL NET YARDS	834	667
Avg. Per Game	417.0	333.5
Total Plays	129	124
Avg. Per Play	6.5	5.4
NET YARDS RUSHING	208	156
Avg. Per Game	104.0	78.0
Total Rushes	44	41
NET YARDS PASSING	626	511
Avg. Per Game	313.0	255.5
Sacked / Yards Lost	8/60	5/26
Gross Yards	686	537
Attempts / Completions	77/48	78/55
Completion Pct.	62.3	70.5
Had Intercepted	2	0
PUNTS/AVERAGE	7/47.3	9/45.1
NET PUNTING AVG.	41.9	42.4
PENALTIES/YARDS	10/58	9/71
FUMBLES/BALL LOST	0/0	2/0
TOUCHDOWNS	6	5
Rushing	0	2
Passing	6	3
Returns	0	0

SCORE BY QUARTERS	1	2	3	4	OT	TOTAL
BUCCANEERS	13	13	16	13	0	55
OPPONENTS	3	16	7	14	0	40

SCORING	TD	R	P	Rt	PAT	2-Pt.	FG	S	PTS
McLaughlin	0	0	0	0	5/5	0	4/5	0	17
Evans	1	0	1	0	0	0	0	0	6
Godwin	1	0	1	0	0	0	0	0	6
Moore	1	0	1	0	0	0	0	0	6
Otton	1	0	1	0	0	0	0	0	6
Palmer	1	0	1	0	0	0	0	0	6
R. White	1	0	1	0	0	0	0	0	6
BUCCANEERS 6	0	6	0	5-5	0	4-5	1		55
OPPONENTS 5	2	3	0	4-4	0	2-2	0		40

FIELD GOALS	1-19	20-29	30-39	40-49	50+
McLaughlin	0-0	1-1	0-0	2-2	1-2
BUCCANEERS	0-0	1-1	0-0	2-2	1-2
OPPONENTS	0-0	1-1	0-0	1-1	0-0

McLaughlin: (28G, 54G, 48G) (43G, 50LU)
Opponents: (47G) (23G)

PASSING	ATT	COMP	YDS	CMP%	YDS/ATT	TD	TD%	INT	INT%	LG	SACK/LOST	RATING
Mayfield	77	48	686	62.3	8.91	6	7.8	2	2.6	56t	8/60	106.3
BUCCANEERS	77	48	686	62.3	8.91	6	7.8	2	2.6	56t	8/60	106.3
OPPONENTS	78	55	537	70.5	6.88	3	3.8	0	0.0	55	5/26	102.4

RUSHING	NO	YDS	AVG	LG	TD
R. White	27	127	4.7	16	0
Edmonds	11	31	2.8	9	0
Mayfield	4	31	7.8	14	0
Thompkins	1	10	10.0	10	0
Palmer	1	9	9.0	9	0
BUCCANEERS	44	208	4.7	16	0
OPPONENTS	41	156	3.8	31t	2

RECEIVING	NO	YDS	AVG	LG	TD
Otton	13	154	11.8	27	1
Evans	11	195	17.7	29	1
Godwin	8	85	10.6	23t	1
R. White	5	39	7.8	12t	1
Palmer	3	88	29.3	56t	1
Moore	3	77	25.7	44t	1
Edmonds	3	26	8.7	14	0
Durham	1	18	18.0	18	0
Thompkins	1	4	4.0	4	0
BUCCANEERS	48	686	14.3	56t	6
OPPONENTS	55	537	9.8	55	3

INTERCEPTIONS	NO.	YDS	AVG	LG	TD
N/A	-	-	-	-	-
BUCCANEERS	0	0	0.0	0	0
OPPONENTS	2	12	6.0	12	0

PUNTING	NO	YDS	AVG	NET	TB	IN20	LG	BK
Camarda	7	331	47.3	41.9	1	5	66	0
BUCCANEERS	7	331	47.3	41.9	1	5	66	0
OPPONENTS	9	406	45.1	42.4	0	3	57	0

PUNT RETURNS	RET	FC	YDS	AVG	LG	TD
Thompkins	3	4	24	8.0	13	0
BUCCANEERS	3	4	24	8.0	13	0
OPPONENTS	3	2	18	6.0	10	0

KICKOFF RETURNS	NO	YDS	AVG	LG	TD
Thompkins	1	27	27.0	27	0
BUCCANEERS	1	27	27.0	27	0
OPPONENTS	1	17	17.0	17	0

SACKS: Kancey 1.5, David 1.0, Gaines 1.0, Tryon-Shoyinka 1.0, Vee 0.5
BUCCANEERS 5.0, OPPONENTS 8.0

2023 POSTSEASON DEFENSIVE STATISTICS

	Solo		Total			Sacks/		Ints./	Passes	For.	Fum.
Player	Tackles	Assists	Tackles	TFL		Yards	QBH	Yards	Def.	Fum.	Rec.
Lavonte David	14	4	18	4		1.0/6.0	1	-	-	1	-
K.J. Britt	7	8	15	1		-	-	-	1	-	-
Jamel Dean	13	2	15	1		-	-	-	4	-	-
Carlton Davis III	10	1	11	-		-	-	-	2	-	-
Zyon McCollum	8	1	9	-		-	-	-	-	-	-
Calijah Kancey	4	2	6	2		1.5/8.5	2	-	1	-	-
Christian Izien	5	1	6	-		-	-	-	-	-	-
Antoine Winfield Jr.	4	1	5	-		-	1	-	1	-	-
Joe Tryon-Shoyinka	2	2	4	-		1.0/0.0	2	-	-	-	-
YaYa Diaby	3	1	4	-		-	-	-	-	-	-
Greg Gaines	1	2	3	1		1.0/7.0	1	-	-	-	-
Vita Vea	2	1	3	-		0.5/4.5	2	-	-	-	-
Ryan Neal	1	2	3	-		-	-	-	-	-	-
Devin White	0	3	3	-		-	-	-	-	-	-
William Gholston	1	1	2	-		-	-	-	-	-	-
Logan Hall	2	0	2	-		-	-	-	-	-	-
Patrick O'Connor	2	0	2	-		-	-	-	-	-	-
Anthony Nelson	1	0	1	-		-	1	-	-	-	-
Shaquil Barrett	0	0	0	-		-	1	-	-	-	-
Totals	80	32	112	9		5.0/26.0	11	0/0	1	1	0

2023 POSTSEASON SPECIAL TEAMS STATISTICS

Player	Solo		Total		Fumbles
	Tackles	Assists	Tackles		For./Rec.
Dee Delaney	0	1	1		-/-
SirVocea Dennis	0	1	1		-/-
Payne Durham	1	0	1		-/-
K. Merriweather	1	0	1		-/-

Defensive/Special Teams Touchdowns

None

Miscellaneous Tackles

C. Mauch 1, C. Otton 1

Miscellaneous Forced Fumbles

None

Miscellaneous Fumble Recoveries

None

Blocked Punts

None

Blocked PATs

None

Blocked Field Goals

None

Deflected Punts

None

Safeties

None

Onside Kickoff Recovery

None

2023 GAME-BY-GAME
STARTING LINEUPS

OFFENSE										OTHER			
DATE	OPP	WR	LT	LG	C	RG	RT	TE	WR	TE	RB	QB	OTHER
9/10	@MIN	M. Evans	T. Wirfs	M. Feller	R. Hainsey	C. Mauch	L. Goedeke	K. Klett	C. Godwin	C. Otton	R. White	B. Mayfield	—
9/17	CHI	M. Evans	T. Wirfs	M. Feller	R. Hainsey	C. Mauch	L. Goedeke	R. Thompkins	C. Godwin	C. Otton	R. White	B. Mayfield	—
9/25	PHI	M. Evans	T. Wirfs	M. Feller	R. Hainsey	C. Mauch	L. Goedeke	K. Klett	C. Godwin	C. Otton	R. White	B. Mayfield	—
10/1	@NO	M. Evans	T. Wirfs	M. Feller	R. Hainsey	C. Mauch	L. Goedeke	K. Klett	C. Godwin	C. Otton	R. White	B. Mayfield	—
10/7	DET	M. Evans	T. Wirfs	M. Feller	R. Hainsey	C. Mauch	L. Goedeke	K. Klett	C. Godwin	C. Otton	R. White	B. Mayfield	—
10/22	ATL	M. Evans	T. Wirfs	M. Feller	R. Hainsey	C. Mauch	L. Goedeke	K. Klett	C. Godwin	C. Otton	R. White	B. Mayfield	—
10/26	@BUF	M. Evans	T. Wirfs	A. Stinnie	R. Hainsey	C. Mauch	L. Goedeke	T. Palmer	C. Godwin	C. Otton	R. White	B. Mayfield	—
11/5	@HOU	M. Evans	T. Wirfs	A. Stinnie	R. Hainsey	C. Mauch	L. Goedeke	P. Durham	C. Godwin	C. Otton	R. White	B. Mayfield	—
11/12	TEN	M. Evans	T. Wirfs	A. Stinnie	R. Hainsey	C. Mauch	L. Goedeke	K. Klett	C. Godwin	C. Otton	R. White	B. Mayfield	—
11/19	@SF	M. Evans	T. Wirfs	A. Stinnie	R. Hainsey	C. Mauch	L. Goedeke	K. Klett	C. Godwin	C. Otton	R. White	B. Mayfield	—
11/26	@IND	M. Evans	T. Wirfs	A. Stinnie	R. Hainsey	C. Mauch	L. Goedeke	P. Durham	C. Godwin	C. Otton	R. White	B. Mayfield	—
12/3	CAR	M. Evans	T. Wirfs	A. Stinnie	R. Hainsey	C. Mauch	L. Goedeke	P. Durham	C. Godwin	C. Otton	R. White	B. Mayfield	—
12/10	@ATL	M. Evans	T. Wirfs	A. Stinnie	R. Hainsey	C. Mauch	L. Goedeke	T. Palmer	C. Godwin	C. Otton	R. White	B. Mayfield	—
12/17	@GB	M. Evans	T. Wirfs	A. Stinnie	R. Hainsey	C. Mauch	L. Goedeke	T. Palmer	C. Godwin	C. Otton	R. White	B. Mayfield	—
12/24	JAC	M. Evans	T. Wirfs	A. Stinnie	R. Hainsey	C. Mauch	L. Goedeke	T. Palmer	C. Godwin	C. Otton	R. White	B. Mayfield	—
12/31	NO	M. Evans	T. Wirfs	A. Stinnie	R. Hainsey	C. Mauch	L. Goedeke	T. Palmer	C. Godwin	C. Otton	R. White	B. Mayfield	—
1/7	@CAR	M. Evans	T. Wirfs	A. Stinnie	R. Hainsey	C. Mauch	L. Goedeke	P. Durham	C. Godwin	C. Otton	R. White	B. Mayfield	—
1/15	PHI	M. Evans	T. Wirfs	A. Stinnie	R. Hainsey	C. Mauch	L. Goedeke	P. Durham	C. Godwin	C. Otton	R. White	B. Mayfield	—
1/21	@DET	M. Evans	T. Wirfs	A. Stinnie	R. Hainsey	C. Mauch	L. Goedeke	K. Klett	C. Godwin	C. Otton	R. White	B. Mayfield	—

DEFENSE										OTHER			
DATE	OPP	DL	NT	DL	OLB	ILB	ILB	OLB	CB	CB	S	S	OTHER
9/10	@MIN	L. Hall	V. Vea	C. Kancey	Tran-Stovinka	D. White	L. David	S. Barrett	C. Davis III	J. Dean	A. Winfield	R. Neal	—
9/17	CHI	L. Hall	V. Vea	M. Greene	Tran-Stovinka	D. White	L. David	S. Barrett	Z. McCollum	J. Dean	A. Winfield	R. Neal	—
9/25	PHI	L. Hall	V. Vea	—	Tran-Stovinka	D. White	L. David	S. Barrett	C. Davis III	Z. McCollum	A. Winfield	R. Neal	—
10/1	@NO	L. Hall	V. Vea	C. Kancey	Tran-Stovinka	D. White	L. David	S. Barrett	C. Davis III	J. Dean	A. Winfield	R. Neal	C. Izen
10/7	DET	L. Hall	V. Vea	C. Kancey	Tran-Stovinka	D. White	L. David	S. Barrett	C. Davis III	J. Dean	A. Winfield	R. Neal	—
10/22	ATL	—	G. Gaines	C. Kancey	Tran-Stovinka	D. White	L. David	S. Barrett	C. Davis III	J. Dean	A. Winfield	R. Neal	C. Izen
10/26	@BUF	—	W. Gholston	C. Kancey	Tran-Stovinka	D. White	L. David	S. Barrett	C. Davis III	J. Dean	A. Winfield	R. Neal	—
11/5	TEN	L. Hall	V. Vea	C. Kancey	Tran-Stovinka	D. White	L. David	S. Barrett	Z. McCollum	J. Dean	A. Winfield	R. Neal	—
11/12	CAR	L. Hall	V. Vea	C. Kancey	Tran-Stovinka	D. White	L. David	S. Barrett	C. Davis III	J. Dean	A. Winfield	R. Neal	—
11/19	@SF	L. Hall	V. Vea	C. Kancey	Tran-Stovinka	D. White	L. David	S. Barrett	C. Davis III	J. Dean	A. Winfield	R. Neal	—
11/26	@IND	Y. Diaby	V. Vea	C. Kancey	Tran-Stovinka	D. White	L. David	S. Barrett	C. Davis III	J. Dean	A. Winfield	R. Neal	—
12/3	CAR	—	V. Vea	C. Kancey	Tran-Stovinka	D. White	L. David	S. Barrett	C. Davis III	J. Dean	A. Winfield	R. Neal	—
12/10	@ATL	L. Hall	G. Gaines	C. Kancey	Y. Diaby	K.J. Britt	K.J. Britt	S. Barrett	C. Davis III	Z. McCollum	A. Winfield	R. Neal	C. Izen
12/17	@GB	L. Hall	V. Vea	C. Kancey	Y. Diaby	K.J. Britt	K.J. Britt	S. Barrett	C. Davis III	Z. McCollum	A. Winfield	R. Neal	C. Izen
12/24	JAC	L. Hall	V. Vea	C. Kancey	Y. Diaby	K.J. Britt	K.J. Britt	S. Barrett	C. Davis III	J. Dean	A. Winfield	R. Neal	—
12/31	NO	L. Hall	V. Vea	C. Kancey	Y. Diaby	D. White	L. David	Tran-Stovinka	Z. McCollum	J. Dean	A. Winfield	R. Neal	—
1/7	@CAR	L. Hall	V. Vea	C. Kancey	Y. Diaby	D. White	L. David	S. Barrett	C. Davis III	J. Dean	A. Winfield	R. Neal	—
1/15	PHI	L. Hall	V. Vea	C. Kancey	Y. Diaby	K.J. Britt	K.J. Britt	S. Barrett	C. Davis III	J. Dean	A. Winfield	R. Neal	—
1/21	@DET	L. Hall	V. Vea	C. Kancey	Y. Diaby	K.J. Britt	K.J. Britt	S. Barrett	C. Davis III	J. Dean	A. Winfield	R. Neal	W. Gholston

2023 PARTICIPATION CHART

Legend:

Position Abbreviation Indicates Start (eg. RCB indicates started at right cornerback) P = Played DNP = Did Not Play IA = Inactive IR = Injured Reserve PS = Practice Squad PSE = Practice Squad Elevation (P=Played)
PUP = Phys. Unable to Perform NFI = Res./Non-Football-Injury or Illness RES = Reserve COV=Res./COVID-19

PLAYER	GP	GS	DNP	IA	@MIN	1	2	3	4	@NO	5	6	7	@BUF	8	9	TEN	@SF	11	12	@ATL	13	14	JAX	15	16	17
Barrett, Shaquil	16	16	0	0	0	1	0	0	0	0	0	0	0	0	0	0	0	0	0	0	0	0	0	0	0	0	0
Bouyer-Randle, Brandon	0	0	0	0	0	0	0	0	0	0	0	0	0	0	0	0	0	0	0	0	0	0	0	0	0	0	0
Brewer, C.J.	16	4	0	0	0	1	0	0	0	0	0	0	0	0	0	0	0	0	0	0	0	0	0	0	0	0	0
Britt, K.J.	16	4	0	0	0	1	0	0	0	0	0	0	0	0	0	0	0	0	0	0	0	0	0	0	0	0	0
Camarda, Jake	17	15	0	0	0	2	0	0	0	0	0	0	0	0	0	0	0	0	0	0	0	0	0	0	0	0	0
David, Lavonte	15	10	0	0	0	2	0	0	0	0	0	0	0	0	0	0	0	0	0	0	0	0	0	0	0	0	0
Davis, Carlton	13	12	0	0	0	3	0	0	0	0	0	0	0	0	0	0	0	0	0	0	0	0	0	0	0	0	0
Dean, Jamari	13	13	0	0	0	0	0	0	0	0	0	0	0	0	0	0	0	0	0	0	0	0	0	0	0	0	0
Deane, Evan	17	17	0	0	0	0	0	0	0	0	0	0	0	0	0	0	0	0	0	0	0	0	0	0	0	0	0
Delaney, Dee	17	2	0	0	0	0	0	0	0	0	0	0	0	0	0	0	0	0	0	0	0	0	0	0	0	0	0
Dennis, Sirvooa	13	0	0	0	0	4	0	0	0	0	0	0	0	0	0	0	0	0	0	0	0	0	0	0	0	0	0
Diaby, Yaya	17	7	0	0	0	4	0	0	0	0	0	0	0	0	0	0	0	0	0	0	0	0	0	0	0	0	0
Durham, Payne	13	0	0	0	0	0	0	0	0	0	0	0	0	0	0	0	0	0	0	0	0	0	0	0	0	0	0
Dzansi, Silas	13	0	0	0	0	0	0	0	0	0	0	0	0	0	0	0	0	0	0	0	0	0	0	0	0	0	0
Edmonds, Chase	13	0	0	0	0	0	0	0	0	0	0	0	0	0	0	0	0	0	0	0	0	0	0	0	0	0	0
Evans, Mike	17	17	0	0	0	0	0	0	0	0	0	0	0	0	0	0	0	0	0	0	0	0	0	0	0	0	0
Feller, Matt	13	6	0	0	0	4	0	0	0	0	0	0	0	0	0	0	0	0	0	0	0	0	0	0	0	0	0
Gage, Russell	17	0	0	0	0	0	0	0	0	0	0	0	0	0	0	0	0	0	0	0	0	0	0	0	0	0	0
Gaines, Greg	0	0	0	0	0	0	0	0	0	0	0	0	0	0	0	0	0	0	0	0	0	0	0	0	0	0	0
Gardner, Dom	0	2	0	0	0	0	0	0	0	0	0	0	0	0	0	0	0	0	0	0	0	0	0	0	0	0	0
Gray, Dom	16	0	0	0	0	1	0	0	0	0	0	0	0	0	0	0	0	0	0	0	0	0	0	0	0	0	0
Gray, Will	15	0	0	0	0	1	0	0	0	0	0	0	0	0	0	0	0	0	0	0	0	0	0	0	0	0	0
Gill, Cam	17	17	0	0	0	0	0	0	0	0	0	0	0	0	0	0	0	0	0	0	0	0	0	0	0	0	0
Godwin, Chris	17	17	0	0	0	0	0	0	0	0	0	0	0	0	0	0	0	0	0	0	0	0	0	0	0	0	0
Goedeke, Luke	10	2	0	0	0	1	0	0	0	0	0	0	0	0	0	0	0	0	0	0	0	0	0	0	0	0	0
Greene, Mike	0	0	0	0	0	0	0	0	0	0	0	0	0	0	0	0	0	0	0	0	0	0	0	0	0	0	0
Haggard, Luke	17	13	0	0	0	1	0	0	0	0	0	0	0	0	0	0	0	0	0	0	0	0	0	0	0	0	0
Hainsey, Robert	16	17	0	0	0	0	0	0	0	0	0	0	0	0	0	0	0	0	0	0	0	0	0	0	0	0	0
Hall, Logan	15	0	0	0	0	2	0	0	0	0	0	0	0	0	0	0	0	0	0	0	0	0	0	0	0	0	0
Hayes, Josh	27	4	0	0	0	1	0	0	0	0	0	0	0	0	0	0	0	0	0	0	0	0	0	0	0	0	0
Isaac, Keenan	10	0	0	0	0	1	0	0	0	0	0	0	0	0	0	0	0	0	0	0	0	0	0	0	0	0	0
Izlen, Christian	0	0	0	0	0	0	0	0	0	0	0	0	0	0	0	0	0	0	0	0	0	0	0	0	0	0	0
Jarrett, Hakim	0	0	0	0	0	0	0	0	0	0	0	0	0	0	0	0	0	0	0	0	0	0	0	0	0	0	0
Jones, Rashaun	0	0	0	0	0	0	0	0	0	0	0	0	0	0	0	0	0	0	0	0	0	0	0	0	0	0	0
Johnson, Cephus	0	0	0	0	0	0	0	0	0	0	0	0	0	0	0	0	0	0	0	0	0	0	0	0	0	0	0
Johnson, Jaquan	0	0	0	0	0	0	0	0	0	0	0	0	0	0	0	0	0	0	0	0	0	0	0	0	0	0	0
Jones, Vi	0	0	0	0	0	0	0	0	0	0	0	0	0	0	0	0	0	0	0	0	0	0	0	0	0	0	0
Kancey, Calliah	14	14	0	0	0	3	0	0	0	0	0	0	0	0	0	0	0	0	0	0	0	0	0	0	0	0	0
Kieft, Ko	16	6	0	0	0	1	0	0	0	0	0	0	0	0	0	0	0	0	0	0	0	0	0	0	0	0	0
Laird, Patrick	0	0	0	0	0	0	0	0	0	0	0	0	0	0	0	0	0	0	0	0	0	0	0	0	0	0	0
LeCourte, Richard	2	0	0	0	0	1	0	0	0	0	0	0	0	0	0	0	0	0	0	0	0	0	0	0	0	0	0
Leverett, Nick	3	0	0	0	0	0	0	0	0	0	0	0	0	0	0	0	0	0	0	0	0	0	0	0	0	0	0
Mauch, Cody	17	17	0	0	0	0	0	0	0	0	0	0	0	0	0	0	0	0	0	0	0	0	0	0	0	0	0

2023 PARTICIPATION CHART

274 | 2023 REVIEW

PERSONNEL LOG - 2023 SEASON

January 17 - Signed T **Dylan Cook**, DB **Don Gardner**, WR **Kaylon Geiger Sr.**, DL **Mike Greene**, T **Grant Hermanns**, RB **Patrick Laird**, DB **Duron Lowe**, DL **Willington Previlon**, OLB **Hamilcar Rashed Jr.**, T **Justin Skule**, OLB **Charles Snowden**, S **Nolan Turner** and TE **David Wells** to future contracts.

January 18 - Signed OL **Michael Niese** and LB **J.J. Russell** to future contracts.

January 19 - Parted ways with Offensive Coordinator **Byron Leftwich**, Specialists Coach **Chris Boniol**, Wide Receivers Coach **Kevin Garver**, Assistant Defensive Line Coach **Lori Locust** and Running Backs Coach **Todd McNair**. Announced the retirement of Quarterbacks Coach **Clyde Christensen**, Senior Offensive Assistant **Rick Christopher** and Outside Linebackers Coach **Bob Sanders**.

January 23 - Signed TE **Dominique Dafney** to a future contract.

January 25 - Signed K **Jake Verity** to a future contract.

February 16 - Named **Dave Canales** as offensive coordinator.

February 27 - Named **George Edwards** as outside linebackers coach, **Brad Idzik** as wide receivers coach, **Skip Peete** as running backs coach. Promoted **Thaddeus Lewis** to quarterback coach.

March 7 - Released T **Donovan Smith**.

March 15 - Re-signed CB **Jamel Dean**. Traded G **Shaq Mason** and a 2023 seventh-round draft pick to Houston for a 2023 sixth-round draft pick. Re-signed G **Aaron Stinnie**.

March 16 - Re-signed OLB **Anthony Nelson**.

March 17 - Signed QB **Baker Mayfield**. Released TE **Cameron Brate** and RB **Leonard Fournette**.

March 20 - Re-signed OLB **Cam Gill** and DL **Patrick O'Connor**. Signed RB **Chase Edmonds**.

March 23 - Re-signed LB **Lavonte David**. Signed DL **Greg Gaines**. Released K **Ryan Succop**.

March 28 - Re-signed DL **Deadrin Senat**.

March 30 - Signed K **Chase McLaughlin**.

April 5 - Named **David Raih** as offensive analyst and **Jordan Somerville** as assistant quarterbacks coach.

April 6 - Signed S **Ryan Neal**.

April 17 - Signed OL **Matt Feiler**.

April 26 - Exercised the fifth-year contract option on T **Tristan Wirfs**.

May 9 - Signed QB **John Wolford**.

May 12 - Signed LB **Jeremy Banks**, WR **Taye Barber**, LB **Brandon Bouyer-Randle**, RB **Ronnie Brown Jr.**, LS **Evan Deckers**, OL **Silas Dzansi**, OL **Luke Haggard**, CB **Keenan Isaac**, S **Christian Izien**, WR **Rakim Jarrett**, OLB **Nelson Mbanaso**, S **Kaevon Merriweather**, WR **Ryan Miller**, OL **Chris Murray**, OL **Raiqwon O'Neal**, CB **Derrek Pitts Jr.**, TE **Tanner Taula** and WR **Kade Warner**.

May 13 - Signed RB **Sean Tucker**.

May 15 - Signed WR **David Moore**, OLB **Markees Watts** and S **Kedrick Whitehead Jr.** Waived T **Dylan Cook** and OLB **Nelson Mbanaso**.

May 16 - Signed DL **C.J. Brewer**.

June 8 - Signed LB **SirVocea Dennis**, TE **Payne Durham**, DB **Josh Hayes**, WR **Trey Palmer** and OLB **Jose Ramirez**. Waived K **Jake Verity**.

June 14 - Signed DL **Calijah Kancey** and OLB **Yaya Diaby**.

June 15 - Signed K **Rodrigo Blankenship**.

June 29 - Promoted **Mike Greenberg** and **John Spytek** to assistant general managers. Promoted **Jackie Davidson** to Vice President of Football Research. Promoted **Shane Scannell** to Director of Pro Scouting.

July 24 - Signed G **Cody Mauch**. Waived LB **Jeremy Banks**.

July 25 - Re-Signed DL **William Gholston**.

August 8 - Signed S **Avery Young**. Waived T **Grant Hermanns**.

August 13 - Signed WR **Cephus Johnson**. Waived DB **Duron Lowe**.

August 20 - Claimed CB **Rodarius Williams** off waivers from the N.Y. Giants. Placed WR **Russell Gage** on Injured Reserve.

August 21 - Waived K **Rodrigo Blankenship**.

August 22 - Signed S **Richard LeCounte III**.

August 29 - Placed C **Ryan Jensen** on Injured Reserve. Waived WR **Taye Barber**, LB **Brandon Bouyer-Randle**, DL **C.J. Brewer**, RB **Ronnie Brown**, LS **Evan Deckers**, OL **Silas Dzansi**, WR **Kaylon Geiger Sr.**, OL **Luke Haggard**, CB **Keenan Isaac**, WR **Cephus Johnson III**, S **Richard LeCounte III**, WR **Ryan Miller**, OL **John Molchon**, OL **Michael Niese**, OL **Raiqwon O'Neal**, DL **Willington Previlon**, OLB **Jose Ramirez**, OLB **Hamilcar Rashed Jr.**, LB **J.J. Russell**, OLB **Charles Snowden**, TE **Tanner Taula**, S **Nolan Turner**, WR **Kade Warner**, CB **Rodarius Williams** and S **Avery Young**. Waived (Injured) TE **Dominique Dafney**, **Don Gardner** and **Kedrick Whitehead Jr.** Released CB **Anthony Chesley**, LB **Ulysees Gilbert III**, RB **Patrick Laird**, WR **David Moore**, DL **Patrick O'Connor**, DL **Deadrin Senat** and QB **John Wolford**. Waived (Failure to Disclose Physical Condition) OL **Chris Murray**.

August 30 - Signed LB **Brandon Bouyer-Randle**, DL **C.J. Brewer**, OL **Silas Dzansi**, OL **Luke Haggard**, CB **Keenan Isaac**, WR **Cephus Johnson III**, S **Richard LeCounte III**, WR **Ryan Miller**, WR **David Moore**, OL **Raiqwon O'Neal**, OLB **Jose Ramirez**, LB **J.J. Russell**, TE **Tanner Taula** and QB **John Wolford** to the practice squad.

August 31 - Signed RB **Patrick Laird** and DL **Patrick O'Connor** to the practice squad.

September 13 - Signed OL **John Molchon** to the practice squad after OL **Raiqwon O'Neal** was signed from Tampa Bay's practice squad by the Seattle Seahawks.

September 18 - Released OL **John Molchon** from the practice squad.

September 20 - Placed RB **Chase Edmonds** on Injured Reserve. Promoted DL **Pat O'Connor** from the practice squad to the active roster. Signed DT **Deadrin Senat** and OL **Logan Stenberg** to the practice squad.

October 25 - Waived CB **Derrek Pitts Jr.** Activated RB **Chase Edmonds** from Injured Reserve.

October 30 - Released LB **Brandon Bouyer-Randle** from the practice squad. Signed CB **Derrek Pitts Jr.** to the practice squad.

October 31 - Signed QB **John Wolford** to the active roster from the practice squad. Released DL **Patrick O'Connor**.

November 1 - Signed DL **Patrick O'Connor** to the practice squad.

November 8 - Placed OL **Silas Dzansi** on Practice Squad Injured Reserve. Signed CB **Don Gardner** to the practice squad.

November 15 - Released DL **C.J. Brewer** from the practice squad. Signed S **Jaquan Johnson** to the practice squad.

November 21 - Waived TE **David Wells**. Released CB **Don Gardner** and S **Jaquan Johnson** from the practice squad. Promoted LB **J.J. Russell** from the practice squad to the active roster. Signed LB **Vi Jones**, CB **Quandre Mosely** and WR **Raleigh Webb** to the practice squad.

November 22 - Placed WR **Rakim Jarrett** on Injured Reserve.

November 23 - Promoted CB **Keenan Isaac** to the active roster. Signed TE **David Wells** to the practice squad.

December 1 - Placed DL **Mike Greene** on Injured Reserve. Promoted DL **Patrick O'Connor** from the practice squad to the active roster.

PERSONNEL LOG - 2023 SEASON

December 6 - Signed DL **C.J. Brewer** to the practice squad.

December 11 - Waived CB **Keenan Isaac**.

December 12 - Released LB **Vi Jones** from the practice squad.

December 13 - Promoted WR **David Moore** from the practice squad to the active roster. Signed CB **Keenan Isaac** and LS **Evan Deckers** to the practice squad.

December 16 - Waived RB **Ke'Shawn Vaughn**. Promoted DL **Deadrin Senat** from the practice squad to the active roster.

December 19 - Signed LB **Vi Jones** to the practice squad. Released LS **Evan Deckers** from the practice squad.

December 20 - Restored OL **Silas Dzansi** to the practice squad from Practice Squad Injured Reserve.

January 5 - Activated WR **Rakim Jarrett** from Injured Reserve. Waived DT **Deadrin Senat**.

January 9 - Signed DT **Deadrin Senat** to the practice squad. Release LB **Vi Jones** from the practice squad.

2023 TEAM GAME-BY-GAME OFFENSIVE STATISTICS

OFFENSE	@MIN	CHI	PHI	@NO	DET	ATL	@BUF	@HOU	TEN	@SF	@IND	CAR	@ATL	@GB	JAX	NO	@CAR	PHI	@DET
	9/10	9/17	9/25	10/1	10/15	10/22	10/26	11/5	11/12	11/19	11/26	12/3	12/10	12/17	12/24	12/31	1/7	1/15	1/21
FIRST DOWNS	16	19	12	21	13	21	17	21	19	22	17	15	16	22	22	13	14	23	23
BY RUSHING	5	8	1	6	0	2	3	8	4	7	6	6	7	3	4	1	8	9	4
BY PASSING	9	10	10	13	12	13	10	10	12	14	9	7	8	18	17	10	6	13	18
BY PENALTY	2	1	1	2	1	6	4	3	3	1	2	2	1	1	1	2	0	1	1
3RD DOWN CONVERSIONS	6	8	5	8	2	6	4	3	7	7	5	6	6	7	10	2	6	6	4
3RD DOWN ATTEMPTS	17	15	10	15	12	12	15	13	15	14	13	15	16	11	19	8	16	14	12
3RD DOWN PERCENTAGE	35.3	53.3	50.0	53.3	16.7	50.0	26.7	23.1	46.7	50.0	38.5	40.0	37.5	63.6	52.6	25.0	37.5	42.9	33.3
4TH DOWN CONVERSIONS	1	1	0	0	1	0	1	2	0	1	1	0	1	1	1	1	0	1	1
4TH DOWN ATTEMPTS	1	1	0	0	2	1	1	2	0	3	1	0	2	1	2	1	0	2	1
4TH DOWN PERCENTAGE	100.0	100.0	0.0	0.0	50.0	0.0	100.0	100.0	0.0	33.3	100.0	0.0	50.0	100.0	50.0	100.0	0.0	50.0	100.0
NET YARDS	242	437	174	353	251	329	302	332	340	287	298	322	290	452	335	349	228	426	408
PLAYS	68	68	44	67	54	65	62	63	61	67	56	58	67	60	73	50	64	69	60
AVG. GAIN PER PLAY	3.6	6.4	4.0	5.3	4.6	5.1	4.9	5.3	5.6	4.3	5.3	5.6	4.3	7.5	4.6	7.0	3.6	6.2	6.8
NET YARDS RUSHING	73	120	41	114	46	73	78	81	77	66	125	128	148	99	70	57	113	119	89
RUSHING PLAYS	33	34	17	33	16	20	17	31	29	18	19	28	37	27	36	15	29	29	15
AVERAGE	2.2	3.5	2.4	3.5	2.9	3.7	4.6	2.6	2.7	3.7	6.6	4.6	4.0	3.7	1.9	3.8	3.9	4.1	5.9
RUSHING TOUCHDOWNS	0	1	0	0	0	0	0	2	0	1	0	2	1	0	1	0	0	0	0
NET YARDS PASSING	169	317	133	239	205	256	224	251	263	221	173	194	142	353	265	292	115	307	319
SACKED	1	0	2	1	1	3	3	2	3	4	6	1	1	5	2	2	3	4	4
YARDS LOST	4	0	13	7	1	19	13	14	15	25	26	8	2	28	18	17	22	30	30
GROSS YARDS	173	317	146	246	206	275	237	265	278	246	199	202	144	381	283	309	137	337	349
COMPLETIONS	21	26	15	25	19	27	25	21	18	29	20	14	14	22	26	22	20	22	26
ATTEMPTS	34	34	25	33	37	42	42	30	29	45	31	29	29	28	35	33	32	36	41
COMPLETION PERCENTAGE	61.8	76.5	60.0	75.8	51.4	64.3	59.5	70.0	62.1	64.4	64.5	48.3	48.3	78.6	74.3	66.7	62.5	61.1	63.4
YARDS PER ATTEMPT	5.1	9.3	5.8	7.5	5.6	6.5	5.6	8.8	9.6	5.5	6.4	7.0	5.0	13.6	8.1	9.4	4.3	9.4	8.5
TOUCHDOWN PASSES	2	1	1	3	0	1	2	2	2	1	2	1	2	4	2	2	0	3	3
INTERCEPTIONS	0	0	1	1	1	1	0	0	1	1	1	1	0	0	0	2	0	0	2
FUMBLES	0	2	2	0	0	1	2	2	1	2	2	0	2	1	0	2	1	0	0
FUMBLES LOST	0	0	1	0	0	1	0	1	0	1	1	0	0	1	0	2	0	0	0
TURNOVERS	0	0	2	1	1	2	0	1	1	2	2	1	0	1	0	4	0	0	2

SIDELINESRECORDSHISTORY2023 REVIEWPLAYERSFRONT OFFICE

2023 TEAM GAME-BY-GAME OFFENSIVE STATISTICS

OFFENSE	@MIN	CHI	PHI	@NO	DET	ATL	@BUF	@HOU	TEN	@SF	@IND	CAR	@ATL	@GB	JAX	NO	@CAR	PHI	@DET
	9/10	9/17	9/25	10/1	10/15	10/22	10/26	11/5	11/12	11/19	11/26	12/3	12/10	12/17	12/24	12/31	1/7	1/15	1/21
PUNTS	6	4	4	4	6	3	6	4	5	3	4	8	6	1	2	5	6	3	4
YARDS	327	211	230	190	325	144	305	202	171	144	208	369	325	65	101	207	330	124	207
GROSS AVERAGE	54.5	52.8	57.5	47.5	54.2	48.0	50.8	50.5	34.2	48.0	52.0	46.1	54.2	65.0	50.5	41.4	55.0	41.3	51.8
NET AVERAGE	48.2	47.8	37.3	36.3	45.3	45.0	39.3	48.8	29.6	47.3	38.8	39.9	44.7	65.0	45.5	36.0	39.8	41.3	42.3
KICKOFFS	5	5	4	6	3	4	4	8	5	3	5	4	6	7	7	3	3	7	5
END ZONE	4	5	3	4	1	3	3	6	4	1	4	4	6	5	4	0	1	6	5
TOUCHBACKS	4	5	2	3	1	3	3	5	4	0	4	4	6	5	2	0	1	6	5
PUNT RETURNS	4	2	0	1	0	1	1	3	2	2	0	3	2	1	1	2	0	2	1
YARDS	29	7	0	7	0	3	0	22	15	64	0	21	26	13	6	21	0	24	0
AVERAGE	7.3	3.5	0.0	7.0	0.0	3.0	0.0	7.3	7.5	32.0	0.0	7.0	13.0	13.0	6.0	10.5	0.0	12.0	0.0
TOUCHDOWNS	0	0	0	0	0	0	0	0	0	0	0	0	0	0	0	0	0	0	0
KICKOFF RETURNS	1	0	0	0	3	2	2	3	0	3	0	0	1	0	1	0	0	1	0
YARDS	23	0	0	0	55	50	44	54	0	55	0	0	29	0	17	0	0	27	0
AVERAGE	23.0	0.0	0.0	0.0	18.3	25.0	22.0	18.0	0.0	18.3	0.0	0.0	29.0	0.0	17.0	0.0	0.0	27.0	0.0
TOUCHDOWNS	0	0	0	0	0	0	0	0	0	0	0	0	0	0	0	0	0	0	0
PENALTIES	3	7	3	11	5	9	11	9	7	3	4	5	4	4	6	5	3	5	5
PENALTY YARDS	19	54	20	91	33	66	74	90	50	19	24	36	26	52	44	38	15	25	33
TOUCHDOWNS	2	3	1	3	0	1	2	4	2	2	2	3	3	4	3	2	0	3	3
RUSHING	0	1	0	0	0	0	0	2	0	1	2	1	2	1	0	1	0	0	0
PASSING	2	1	1	3	0	1	2	2	2	1	2	1	2	4	2	2	0	3	3
RETURNS	0	1	0	0	0	0	0	0	0	0	0	0	0	0	0	0	0	0	0
PATS MADE	2	3	0	2	0	1	1	4	2	2	2	3	3	4	3	1	0	3	2
PATS ATTEMPTED	2	3	0	2	0	1	1	4	2	2	2	3	3	4	3	1	0	3	2
FIELD GOALS MADE	2	2	1	2	2	2	1	3	2	0	2	0	2	2	3	0	3	3	1
FIELD GOAL ATTEMPTS	2	3	1	2	2	2	1	3	2	0	2	0	2	2	3	0	3	3	2
2-PT. CONVERSIONS MADE	0	0	1	0	0	0	1	0	0	0	0	0	0	0	0	0	0	0	0
2-PT. CONVERSIONS ATT.	0	0	1	1	0	0	1	0	0	0	0	0	0	0	0	1	0	0	1
SAFETIES SCORED	0	0	0	0	0	0	0	0	0	0	0	0	0	0	0	0	0	0	0
TOTAL POINTS	20	27	11	26	6	13	18	37	20	14	20	21	29	34	30	13	9	32	23
TIME OF POSSESSION	30:39	35:56	21:05	31:11	23:30	30:01	28:03	31:20	31:40	29:09	28:39	26:18	31:40	29:07	37:07	23:22	31:24	34:03	28:00

2023 TEAM GAME-BY-GAME DEFENSIVE STATISTICS

DEFENSE	@MIN	CHI	PHI	@NO	DET	ATL	@BUF	@HOU	TEN	@SF	@IND	CAR	@ATL	@GB	JAX	NO	@CAR	PHI	@DET
	9/10	9/17	9/25	10/1	10/15	10/22	10/26	11/5	11/12	11/19	11/26	12/3	12/10	12/17	12/24	12/31	1/7	1/15	1/21
FIRST DOWNS	18	14	27	16	19	20	25	26	14	22	26	15	23	18	23	20	11	13	26
BY RUSHING	2	5	12	4	2	10	8	2	2	7	12	7	6	4	4	6	8	3	5
BY PASSING	15	9	13	9	16	9	16	22	10	14	13	7	15	13	17	13	2	9	18
BY PENALTY	1	0	2	3	1	1	1	2	2	1	1	1	2	1	2	1	1	1	3
3RD DOWN CONVERSIONS	6	10	5	9	7	7	7	3	6	4	2	3	5	6	3	8	2	0	6
3RD DOWN ATTEMPTS	14	13	16	14	16	13	13	11	15	10	11	15	13	12	9	18	12	9	14
3RD DOWN PERCENTAGE	42.9	46.2	62.5	35.7	56.3	53.8	53.8	27.3	40.0	40.0	18.2	20.0	38.5	50.0	33.3	44.4	16.7	0.0	42.9
4TH DOWN CONVERSIONS	0	0	2	1	0	0	0	1	0	0	3	1	1	0	1	0	2	0	1
4TH DOWN ATTEMPTS	0	0	3	2	0	0	1	1	2	1	4	3	1	2	3	0	2	2	1
4TH DOWN PERCENTAGE	0.0	0.0	66.7	50.0	0.0	0.0	0.0	100.0	0.0	0.0	75.0	33.3	100.0	0.0	33.3	0.0	100.0	0.0	100.0
NET YARDS	369	236	472	197	380	401	427	496	209	420	394	282	434	321	305	310	199	276	391
PLAYS	63	51	78	61	69	64	68	62	59	59	70	69	69	58	61	70	50	53	71
AVG. GAIN PER PLAY	5.9	4.6	6.1	3.2	5.5	6.3	6.3	8.0	3.5	7.1	5.6	4.1	6.3	5.5	5.0	4.4	4.0	5.2	5.5
NET YARDS RUSHING	41	67	201	70	40	156	115	53	42	115	155	133	96	60	37	108	131	42	114
RUSHING PLAYS	17	16	40	19	22	38	26	17	16	30	27	34	26	17	13	35	29	15	26
AVERAGE	2.4	4.2	5.0	3.7	1.8	4.1	4.4	3.1	2.6	3.8	5.7	3.9	3.7	3.5	2.8	3.1	4.5	2.8	4.4
RUSHING TOUCHDOWNS	0	1	1	0	0	1	1	0	0	0	3	2	2	0	0	0	0	0	2
NET YARDS PASSING	328	169	271	127	340	245	312	443	167	305	239	149	338	261	268	202	68	234	277
SACKED	2	6	1	3	3	1	2	3	4	4	2	4	3	2	4	1	3	3	2
YARDS LOST	16	42	6	13	13	5	12	27	32	28	12	29	9	23	37	6	26	16	10
GROSS YARDS	344	211	273	140	353	250	324	470	199	333	251	178	347	284	305	208	94	250	287
COMPLETIONS	33	16	23	24	30	19	31	30	19	21	24	15	26	29	28	25	11	25	30
ATTEMPTS	44	29	37	39	44	25	40	42	39	25	41	31	40	39	44	34	18	35	43
COMPLETION PERCENTAGE	75.0	55.2	62.2	61.5	68.2	76.0	77.5	71.4	48.7	84.0	58.5	48.4	65.0	74.4	63.6	73.5	61.1	71.4	69.8
YARDS PER ATTEMPT	7.8	7.3	7.5	3.6	8.0	10.0	8.1	11.2	5.1	13.3	6.1	5.7	8.7	7.3	6.9	6.1	5.2	7.1	6.7
TOUCHDOWN PASSES	2	1	1	0	2	0	2	5	0	3	0	0	1	2	2	2	0	1	3
INTERCEPTIONS	1	2	2	1	0	0	1	0	1	0	1	1	1	0	2	0	0	0	0
FUMBLES	2	2	0	2	1	3	0	2	0	0	1	2	4	2	3	0	2	2	0
FUMBLES LOST	2	0	0	2	0	3	0	1	0	0	0	0	0	1	2	0	2	0	0
TURNOVERS	3	2	2	3	0	3	1	1	1	0	1	1	1	1	4	0	2	0	0

SIDELINES				RECORDS				HISTORY				2023 REVIEW				PLAYERS				FRONT OFFICE			
DEFENSE	@MIN	CHI	PHI	@NO	DET	ATL	@BUF	@HOU	TEN	@SF	@IND	CAR	@ATL	@GB	JAX	NO	@CAR	PHI	@DET				
	9/10	9/17	9/25	10/1	10/15	10/22	10/26	11/5	11/12	11/19	11/26	12/3	12/10	12/17	12/24	12/31	1/7	1/15	1/21				
PUNTS	5	5	1	4	4	3	4	3	4	3	2	8	4	2	1	6	6	4	5				
YARDS	257	232	38	162	190	134	180	174	227	153	94	387	180	94	65	268	246	188	218				
GROSS AVERAGE	51.4	46.4	38.0	40.5	45.0	44.7	45.0	55.0	56.8	51.0	47.0	45.9	45.0	47.0	65.0	44.7	41.0	47.0	43.6				
NET AVERAGE	45.6	45.0	38.0	36.8	40.0	43.7	40.0	58.0	48.0	29.7	47.0	43.3	38.5	40.5	59.0	41.2	41.0	41.0	43.6				
KICKOFFS	4	4	5	4	5	4	5	8	3	6	6	4	6	5	3	6	1	4	6				
END ZONE	4	4	5	4	3	3	2	5	3	5	5	4	5	2	1	6	1	3	6				
TOUCHBACKS	3	4	5	4	2	2	2	5	3	3	5	4	5	2	1	6	1	3	6				
PUNT RETURNS	4	0	3	2	3	1	4	1	3	1	4	4	4	0	2	2	3	1	2				
YARDS	18	0	81	45	33	9	49	7	23	2	13	30	57	0	10	27	51	0	18				
AVERAGE	4.5	0.0	27.0	22.5	11.0	9.0	12.3	7.0	7.7	2.0	13.0	7.5	14.3	0.0	5.0	13.5	17.0	0.0	9.0				
TOUCHDOWNS	0	0	0	0	0	0	0	0	0	0	0	0	0	0	0	0	0	0	0				
KICKOFF RETURNS	1	0	2	2	2	1	1	3	0	3	0	0	0	0	2	2	2	1	0				
YARDS	15	0	47	39	38	25	9	53	0	52	0	0	0	28	106	41	39	17	0				
AVERAGE	15.0	0.0	23.5	19.5	19.0	25.0	9.0	17.7	0.0	17.3	0.0	0.0	0.0	14.0	21.2	20.5	19.5	17.0	0.0				
TOUCHDOWNS	0	0	0	0	0	0	0	0	0	0	0	0	0	0	0	0	0	0	0				
PENALTIES	6	5	4	7	5	9	9	9	5	7	5	7	2	4	2	5	3	6	3				
PENALTY YARDS	45	28	20	58	35	60	86	115	35	66	40	62	10	31	20	31	20	54	17				
TOUCHDOWNS	2	2	2	0	2	1	3	5	0	3	3	2	3	2	2	2	0	1	4				
RUSHING	0	1	1	0	0	1	1	0	0	0	3	2	2	0	0	0	0	0	2				
PASSING	2	1	1	0	2	0	2	5	0	3	0	0	1	2	2	2	0	1	2				
RETURNS	0	0	0	0	0	0	0	0	0	0	0	0	0	0	0	0	0	0	0				
PATS MADE	2	2	2	0	2	1	3	1	0	3	3	1	2	2	0	2	0	0	4				
PATS ATTEMPTED	2	2	2	0	2	1	3	1	0	3	3	1	2	2	0	2	0	0	4				
FIELD GOALS MADE	1	1	3	3	2	3	1	2	2	2	2	1	1	2	0	3	0	1	1				
FIELD GOAL ATTEMPTS	1	1	3	3	3	3	1	2	3	2	3	1	3	2	1	3	1	1	1				
2-PT. CONVERSIONS MADE	0	0	0	0	0	0	0	1	0	0	0	1	1	0	0	0	0	0	0				
2-PT. CONVERSIONS ATT.	0	0	0	0	0	0	0	4	0	0	0	1	1	0	2	0	0	1	0				
SAFETIES SCORED	0	0	1	0	0	0	0	0	0	0	0	0	0	0	0	0	0	0	0				
TOTAL POINTS	17	17	25	9	20	16	24	39	6	27	27	18	25	20	12	23	0	9	31				
TIME OF POSSESSION	29:21	24:04	24:04	31:11	36:30	29:59	31:57	28:40	28:20	28:20	31:21	33:42	28:20	30:53	22:53	36:38	28:36	25:57	32:00				

2023 Game-By-Game Rushing

CHASE EDMONDS										CHRIS GODWIN					RAKIM JARRETT					BAKER MAYFIELD					KYLE TRASK				
	NO	YDS	AVG	LG	TDS	NO	YDS	AVG	LG	TDS	NO	YDS	AVG	LG	TDS	NO	YDS	AVG	LG	TDS	NO	YDS	AVG	LG	TDS				
9/10	2	8	4.0	5	0	0	0	0.0	0	0	1	0	0.0	0	0	0	8	11	1.4	5	0	0	0	0	0				
9/17	2	12	6.0	14	0	0	0	0.0	0	0	0	0	0.0	0	0	0	6	17	2.8	9	0	0	0	0	0				
9/25																													
10/1																													
10/15																													
10/22																													
10/28	3	5	1.7	2	0	1	14	14.0	14	0	0	0	0.0	0	0	0	3	32	10.7	31	0	0	0	0	0				
11/5	3	-5	-1.7	2	0	0	0	0.0	0	0	0	0	0.0	0	0	0	4	10	6.3	11	0	0	0	0	0				
11/12	4	9	2.3	9	0	0	0	0.0	0	0	0	0	0.0	0	0	0	3	12	4.0	9	0	1	-1.0	-1	0				
11/19	4	8	2.0	3	0	0	0	0.0	0	0	0	0	0.0	0	0	0	5	1.7	3	0	0	0	0.0	0	0				
11/26	1	11	11.0	11	0	0	0	0.0	0	0	0	0	0.0	0	0	0	3	14	4.7	14	0	0	0.0	0	0				
12/3	2	7	3.5	4	0	1	19	19.0	19	1	0	0	0.0	0	0	2	-2	-1.0	-1	0	0	0	0.0	0	0				
12/10	8	40	5.0	15	0	0	0	0.0	0	0	0	0	0.0	0	0	3	3	1.0	2	1	0	0	0.0	0	0				
12/17	3	13	4.3	9	0	0	0	0.0	0	0	0	0	0.0	0	0	2	-2	-1.0	-1	0	0	0	0.0	0	0				
12/24	10	25	2.5	6	0	1	1	1.0	1	0	0	0	0.0	0	0	5	5	1.0	7	0	0	0	0.0	0	0				
12/31	3	16	5.3	10	0	0	0	0.0	0	0	0	0	0.0	0	0	1	-1	-1.0	-1	0	0	0	0.0	0	0				
1/7	4	27	6.8	21	0	1	4	4.0	4	0	0	0	0.0	0	0	5	7	1.4	7	0	0	0	0.0	0	0				
Totals	49	176	3.6	21	0	4	38	9.5	19	1	1	0	0.0	0	0	189	66.8	3.5	23	3	1	-1	-1.0	-1	0				

DEVEN THOMPINS										SEAN TUCKER					KE'SHAWN VAUGHN					RACHAAD WHITE					OTHER				
	NO	YDS	AVG	LG	TDS	NO	YDS	AVG	LG	TDS	NO	YDS	AVG	LG	TDS	NO	YDS	AVG	LG	TDS	NO	YDS	AVG	LG	TDS				
9/10	0	0	0.0	0	0	0	5	3.0	5	0	0	0	0.0	0	0	17	39	2.3	6	0	0	0	0	0	0				
9/17	1	11	11.0	11	0	0	8	7	0.9	7	0	0	0.0	0	0	17	73	4.3	13	1	0	0	0	0	0				
9/25	0	0	0.0	0	0	2	1	0.5	2	0	0	0	0.0	0	0	14	38	2.7	12	0	0	0	0	0	0				
10/1	1	11	11.0	11	0	0	0	0.0	0	0	0	16	1.8	8	0	15	56	3.7	11	0	0	0	0	0	0				
10/15	1	5	5.0	5	0	0	0	0.0	0	0	6	9	1.5	7	0	7	26	3.7	8	0	0	0	0	0	0				
10/22	0	0	0.0	0	0	0	0	0.0	0	0	1	1	1.0	1	0	13	34	2.6	13	0	0	0	0	0	0				
10/26	0	0	0.0	0	0	0	0	0.0	0	0	1	1	1.0	1	0	9	39	4.3	15	0	0	0	0	0	0				
11/5	0	0	0.0	0	0	0	0	0.0	0	0	4	9	2.3	4	0	20	73	3.7	15	2	0	0	0	0	0				
11/12	1	6	6.0	6	0	0	0	0.0	0	0	0	0	0.0	0	0	20	51	2.6	11	0	0	1	6	6.0	6	0			
11/19	1	17	17.0	17	0	0	0	0.0	0	0	0	0	0.0	0	0	9	30	3.3	7	1	0	0	0.0	0	0				
11/26	0	0	0.0	0	0	0	0	0.0	0	0	0	0	0.0	0	0	15	100	6.7	38	0	0	0	0.0	0	0				
12/3	2	7	3.5	5	0	0	0	0.0	0	0	0	0	0.0	0	0	20	84	4.2	30	1	1	1	13	13.0	13	0			
12/10	0	0	0.0	0	0	0	0	0.0	0	0	0	0	0.0	0	0	25	102	4.1	12	0	1	3	3.0	3	0				
12/17	1	-1	-1.0	-1	0	0	0	0.0	0	0	0	0	0.0	0	0	21	89	4.2	22	0	0	0	0	0	0				
12/24	0	0	0.0	0	0	0	0	0.0	0	0	0	0	0.0	0	0	20	39	2.0	11	1	1	0	0	0	0				
12/31	0	0	0.0	0	0	0	0	0.0	0	0	0	0	0.0	0	0	11	42	3.8	16	0	0	0	0	0	0				
1/7	0	0	0.0	0	0	0	0	0.0	0	0	0	0	0.0	0	0	19	75	3.9	13	0	0	0	0	0	0				
Totals	8	56	7.0	17	0	15	23	1.5	7	0	24	42	1.8	9	0	272	990	3.6	38	6	3	22	7.3	13	0				

2023 INDIVIDUAL GAME-BY-GAME STATISTICS

2023 Game-By-Game Passing

BAKER MAYFIELD														KYLE TRASK														OTHER													
	ATT	CMP		TDS	PCT	TDS	INTS	SKD	YDS	ATT	CMP	YDS	PCT	TDS	INTS	SKD	YDS	ATT	CMP	YDS	PCT	TDS	INTS	SKD	YDS																
9/10	34	21	173	61.8	2	0	1	4																																	
9/17	34	26	317	78.5	1	0	0																																		
9/25	35	15	146	60.0	1	1	2	13																																	
10/1	32	25	246	78.1	3	1	1	7																																	
10/15	37	19	206	51.4	0	1	1	1																																	
10/22	42	27	275	64.3	1	1	3	19																																	
10/26	42	25	237	59.5	2	0	3	13																																	
11/5	30	21	265	70.0	2	0	2	14																																	
11/12	29	18	278	62.1	2	1	3	15	0	0	0	0	0	0	0	0	0																								
11/19	45	29	246	64.4	1	1	4	25																																	
11/26	30	20	199	66.7	2	1	6	28	1	0	0	0	0	0	0	0	0																								
12/3	29	14	202	48.3	1	1	1	8																																	
12/10	29	14	144	48.3	2	0	1	2																																	
12/17	28	22	381	78.6	4	0	5	28																																	
12/24	35	26	283	74.3	2	0	2	18																																	
12/31	33	22	309	66.7	2	2	2	17																																	
1/7	32	20	137	62.5	0	3	22																																		
Totals	566	364	4044	64.3	28	10	40	232	1	0	0	0	0	0	0	0	0																								

2023 Game-By-Game Receiving

	PAYNE DURHAM				CHASE EDMONDS				MIKE EVANS				CHRIS GODWIN				RAKIM JARRETT				KO KIEFT				
	NO	YDS	AVG	LGTD	NO	YDS	AVG	LGTD	NO	YDS	AVG	LGTD	NO	YDS	AVG	LGTD	NO	YDS	AVG	LGTD	NO	YDS	AVG	LGTD	
9/10 @ Minnesota			Inactive		0	0	0	0	6	56	11.0	28	1	5	51	10.2	16	0	0	0.0	0	0.0	0	0	
9/17 CHICAGO			Inactive		0	0	0.0	0	6	171	28.5	70	1	5	58	11.6	24	0	1	7	7.0	7	0.0	0	
9/25 PHILADELPHIA			Inactive							5	60	12.0	24	1	3	32	10.7	18	0	0	0.0	0	0.0	0	
10/1 @ New Orleans			Inactive							3	40	13.3	18	0	8	114	14.3	42	0	3	3.0	3	0.0	0	
10/15 DETROIT	1	8	6.0	8	0					4	49	12.3	16	6	77	12.5	23	0	0	0.0	0	0.0	0	0	
10/22 ATLANTA	0	0	0.0	0						6	82	13.7	40	1	6	66	11.0	33	0	0	0.0	0	0.0	0	
10/26 @ Buffalo	0	0	0.0	0	1	16	8.0	9	0	3	39	13.0	24	1	5	54	10.8	31	1	9	9.0	9	0.0	0	
11/5 @ Houston	0	0	0.0	0	1	-1	-1.0	-1	0	4	87	21.8	53	0	2	16	8.0	15	0	0	0.0	0	0.0	0	
11/12 TENNESSEE	2	13	6.5	8	0	-2	-2.0	-2	0	6	143	23.8	43	1	4	54	13.5	17	0	0	0.0	0	0.0	0	
11/19 @ San Francisco	1	11	11.0	11	0	11	11.0	11	0	5	43	8.6	13	1	6	39	6.5	11	0	1	41.0	41	0.0	0	
11/26 @ Indianapolis	1	12	12.0	12	0	0	0.0	0	0	6	70	11.7	23	2	3	45	15.0	21	0	0	0.0	0	0.0	0	
12/3 CAROLINA	0	0	0.0	0	1	2	2.0	2	0	0	162	23.1	75	1	0	0	0	0	0	0	0.0	0	0.0	0	
12/10 @ Atlanta	0	0	0.0	0	1	18	9.0	10	0	1	8	8.0	8	0	5	53	10.6	32	0	0	0.0	0	0.0	0	
12/17 @ Green Bay	0	0	0.0	0	1	0	0.0	0	0	4	57	14.3	19	1	10	195	15.5	25	0	1	2.0	2	0.0	0	
12/24 JACKSONVILLE	1	25	25.0	25	0	0	0.0	0	0	0	7	86	12.3	22	6	78	13.0	27	0	0	0.0	0	0.0	0	
12/31 NEW ORLEANS	0	0	0.0	0	1	40	40.0	14	0	3	70	23.3	35	0	3	81	27.0	47	1	0	0.0	0	0.0	0	
12/31 @ Carolina	0	0	0.0	0	1	-3	-3.0	-3	0	3	22	7.3	9	0	63	12.5	14	0	0	Inactive	—	Inactive	—	—	
Totals	5	58	11.6	25	0	14	8.1	14	0	79	12.95	15.9	75	13	63	10.24	42.3	47	2	4	60	15.0	4	0	1

2023 INDIVIDUAL
GAME-BY-GAME STATISTICS

2023 Game-By-Game Receiving

	CADE OTTON				TREY PALMER				DEVEN THOMPkins				SEAN TUCKER				KE'SHAWN VAUGHN				DAVID WELLS				
	NO	YDS	AVG	LGTS	NO	YDS	AVG	LGTS	NO	YDS	AVG	LGTS	NO	YDS	AVG	LGTS	NO	YDS	AVG	LGTS	NO	YDS	AVG	LGTS	
9/10 @ Minnesota	2	19	9.5	13	0	2	8	4.0	7	1	2	10	5.0	8	0	2	9	4.5	6	0	0	0	0.0	0	0
9/17 CHICAGO	6	41	6.8	9	0	1	20	20.0	20	0	0	0	0	0	0	0	0	0	0	0	2	-10	-5.0	1	0
9/25 PHILADELPHIA	1	16	16.0	16	0	1	8	8.0	8	0	2	6	3.0	5	0	0	0	0	0	0	0	0	0.0	0	0
10/1 @ New Orleans	3	13	4.3	6	1	2	6	3.0	5	1	4	45	11.3	26	1	0	0	0	0	1	3	3.0	3	0	0
10/15 DETROIT	1	15	15.0	15	0	2	47	23.5	26	0	2	-2	-1.0	0	0	0	0	0	0	0	0	0	0.0	0	0
10/22 ATLANTA	5	43	8.6	12	0	1	5	5.0	5	0	3	14	4.7	9	0	0	0	0	0	0	0	0	0.0	0	0
10/26 @ Buffalo	4	27	6.8	12	0	3	22	7.3	15	0	0	0	0	0	0	0	0	0	0	0	0	0	0.0	0	0
11/5 @ Houston	6	70	11.7	24	2	3	51	17.0	21	0	0	0	0	0	0	0	0	0	0	0	0	0	0.0	0	0
11/12 TENNESSEE	2	10	5.0	6	0	2	21	10.5	15	0	1	5	5.0	5	0	0	0	0	0	0	0	-1	-1.0	-1	0
11/19 @ San Francisco	4	49	12.3	27	0	4	22	5.5	17	0	0	0	0	0	0	0	0	0	0	0	0	0	0.0	0	0
11/26 @ Indianapolis	4	45	11.3	24	0	4	17	4.3	7	0	0	0	0	0	0	0	0	0	0	0	0	0	0.0	0	0
12/3 CAROLINA	0	0	0.0	0	0	2	12	6.0	6	0	1	4	4.0	4	0	0	0	0	0	0	0	0	0.0	0	0
12/10 @ Atlanta	2	16	8.0	11	1	1	5	5.0	5	0	0	0	0	0	0	0	0	0	0	0	0	0	0.0	0	0
12/17 @ Green Bay	2	44	22.0	22	0	1	5	5.0	5	0	0	0	0	0	0	0	0	0	0	0	0	0	0.0	0	0
12/24 JACKSONVILLE	1	7	7.0	7	0	4	42	10.5	18	0	0	0	0	0	0	0	0	0	0	0	0	0	0.0	0	0
12/31 NEW ORLEANS	2	10	5.0	6	0	4	84	21.0	54	1	1	0	0	0	0	0	0	0	0	0	0	0	0.0	0	0
1/7 @ Carolina	2	30	15.0	20	0	2	10	5.0	6	0	1	1	1.0	1	0	0	0	0	0	0	0	0	0.0	0	0
Totals	47	455	9.7	27	4	39	385	9.9	54	3	17	83	4.9	26	1	2	9	4.5	6	0	2	2	0.0	3	0

	RACHAAD WHITE				OTHER				NO				NO				NO				NO			
	NO	YDS	AVG	LGTS	NO	YDS	AVG	LGTS	NO	YDS	AVG	LGTS	NO	YDS	AVG	LGTS	NO	YDS	AVG	LGTS	NO	YDS	AVG	LGTS
9/10	2	10	5.0	8	0	0	0	0	0	0	0	0	0	0	0	0	0	0	0	0	0	0	0	0
9/17	5	30	6.0	9	0	0	0	0	0	0	0	0	0	0	0	0	0	0	0	0	0	0	0	0
9/25	3	24	8.0	16	0	0	0	0	0	0	0	0	0	0	0	0	0	0	0	0	0	0	0	0
10/1	3	22	7.3	11	0	0	0	0	0	0	0	0	0	0	0	0	0	0	0	0	0	0	0	0
10/15	3	12	4.0	7	0	0	0	0	0	0	0	0	0	0	0	0	0	0	0	0	0	0	0	0
10/22	6	65	10.8	22	0	0	0	0	0	0	0	0	0	0	0	0	0	0	0	0	0	0	0	0
10/26	7	70	10.0	20	0	0	0	0	0	0	0	0	0	0	0	0	0	0	0	0	0	0	0	0
11/5	4	46	11.5	33	0	0	0	0	0	0	0	0	0	0	0	0	0	0	0	0	0	0	0	0
11/12	2	47	23.5	43	1	0	0	0	0	0	0	0	0	0	0	0	0	0	0	0	0	0	0	0
11/19	6	28	4.7	11	0	0	0	0	0	0	0	0	0	0	0	0	0	0	0	0	0	0	0	0
11/26	3	22	7.3	20	0	0	0	0	0	0	0	0	0	0	0	0	0	0	0	0	0	0	0	0
12/3	2	33	16.5	31	1	11	11.0	11	0	0	0	0	0	0	0	0	0	0	0	0	0	0	0	0
12/10	2	30	15.0	26	1	2	68	34.0	52	1	0	0	0	0	0	0	0	0	0	0	0	0	0	0
12/17	6	38	6.3	16	0	1	7	7.0	7	0	0	0	0	0	0	0	0	0	0	0	0	0	0	0
12/24	4	24	6.0	7	0	1	8	8.0	8	0	0	0	0	0	0	0	0	0	0	0	0	0	0	0
12/31	4	18	4.5	7	0	0	0	0	0	0	0	0	0	0	0	0	0	0	0	0	0	0	0	0
1/7	4	18	4.5	7	0	0	0	0	0	0	0	0	0	0	0	0	0	0	0	0	0	0	0	0
Totals	64	549	8.6	43	3	5	94	18.8	52	1	0	0	0	0	0	0	0	0	0	0	0	0	0	0

FRONT OFFICE

PLAYERS

2023 REVIEW

HISTORY

RECORDS

SIDELINES

284 | 2023 REVIEW

2023 Game-By-Game Defense

[illegible][illegible]

2023 Game-By-Game Defense

CAM GILL																	MIKE GREENE							LOGAN HALL							JOSH HAYES							KEENAN ISAAC						
	Solo	Ast.	Tack.	Sack	INT	PD	FF	FR	Solo	Ast.	Tack.	Sack	INT	PD	FF	FR	Solo	Ast.	Tack.	Sack	INT	PD	FF	FR	Solo	Ast.	Tack.	Sack	INT	PD	FF	FR												
9/10	@ Minnesota	0	0	0	0	0	0	0	1	0	1	0.0	0	0	0	0	1	1	2	0.0	0	0	0	0	0	0	0	0	0	0	0	0												
9/17	CHICAGO	0	1	1	0.0	0	1	0	1	0	1	1	0.0	0	0	0	0	1	1	0.5	0	1	0	0	0	0	0	0	0	0	0	0												
9/25	PHILADELPHIA	0	0	0	0	0	0	0	0	0	0	0	0	0	0	0	2	0	2	0.0	0	0	0	0	0	0	0	0	0	0	0	0												
10/1	@ New Orleans	0	0	0	0	0	0	0	1	0	1	0.0	0	0	0	0	1	0	1	0.0	0	0	0	0	0	0	0	0	0	0	0	0												
10/15	DETROIT	1	2	3	0	0	0	0	0	0	0	0	0	0	0	0	0	1	1	0	0	0	0	0	0	0	0	0	0	0	0	0												
10/22	ATLANTA	0	0	0	0	0	0	0	0	0	0	0	0	0	0	0	0	0	0	0	0	0	0	0	0	0	0	0	0	0	0	0												
10/26	@ Buffalo	0	0	0	0	0	0	0	0	0	0	0	0	0	0	0	0	0	0	0	0	0	0	0	0	0	0	0	0	0	0	0												
11/5	@ Houston	0	0	0	0	0	0	0	0	1	1	0.0	0	0	0	0	0	0	0	0	0	0	0	0	0	0	0	0	0	0	0	0												
11/12	TENNESSEE	0	0	0	0	0	0	0	0	1	1	0.0	0	0	0	0	0	0	0	0	0	0	0	0	0	0	0	0	0	0	0	0												
11/19	@ San Francisco	0	0	0	0	0	0	0	0	1	1	0.0	0	0	0	0	0	0	0	0	0	0	0	0	0	0	0	0	0	0	0	0												
11/26	@ Indianapolis	0	0	0	0	0	0	0	0	0	1	2	0.0	0	0	0	0	1	2	0.0	0	0	0	0	0	0	0	0	0	0	0	0												
12/3	CAROLINA	0	0	0	0	0	0	0	0	0	0	Inactive —	0	0	0	0	0	0	0	0	0	0	0	0	0	0	0	0	0	0	0	0												
12/10	@ Atlanta	0	0	0	0	0	0	0	0	0	0	Injured Reserve —	0	0	0	0	0	1	2	0.0	0	0	0	0	0	0	0	0	0	0	0	0	0											
12/17	@ Green Bay	0	0	0	0	0	0	0	0	0	2	1	2	0.0	0	0	0	0	0	0	0	0	0	0	0	0	0	0	0	0	0	0	0											
12/24	JACKSONVILLE	0	0	0	0	0	0	0	0	0	0	Injured Reserve —	0	0	0	0	0	0	0	0	0	0	0	0	0	0	0	0	0	0	0	0	0											
12/31	NEW ORLEANS	0	3	3	0	0	0	0	0	0	0	Injured Reserve —	0	0	0	0	0	0	4	4	0	0	0	0	0	0	0	0	0	0	0	0	0											
1/7	@ Carolina	0	0	0	0	0	0	0	0	2	4	6	0.0	0	0	0	0	11	11	22	0.5	0	2	0	2	1	2	3	0.0	0	0	0	0											
Totals		2	5	7	1.0	0	0	1	0	2	4	6	0.0	0	0	0	0	45	45	64	0.0	0	9	2	0	1	2	3	0.0	0	0	0	0											

CHRISTIAN IZIE																	CALLIAH KANCEY							ZYON MCCOLLUM							KAEVON MERRIWEATHER							RYAN NEAL						
	Solo	Ast.	Tack.	Sack	INT	PD	FF	FR	Solo	Ast.	Tack.	Sack	INT	PD	FF	FR	Solo	Ast.	Tack.	Sack	INT	PD	FF	FR	Solo	Ast.	Tack.	Sack	INT	PD	FF	FR												
9/10	@ Minnesota	2	1	3	0.0	1	1	0	0	0	0	0.0	0	0	0	0	0	0	0	0	0	0	0	0	0	0	0	0	0	0	0	0												
9/17	CHICAGO	2	2	4	0.0	1	1	0	0	0	0	Inactive —	0	0	0	0	0	2	1	3	0.0	0	1	0	0	0	0	0	0	0	0	0	0											
9/25	PHILADELPHIA	5	1	6	0.0	0	0	0	0	0	0	Inactive —	0	0	0	0	0	4	2	6	0.0	0	1	0	0	0	0	0	0	0	0	0	0											
10/1	@ New Orleans	4	2	6	0.0	0	0	0	0	0	0	Inactive —	0	0	0	0	0	4	0	4	0	0	1	0	0	0	0	0	0	0	0	0	0											
10/15	DETROIT	5	0	5	0.0	0	0	0	0	0	0	1	0	0	0	0	0	1	0	1	0.0	0	0	0	0	0	0	0	0	0	0	0	0											
10/22	ATLANTA	2	1	3	0.0	0	0	0	0	0	0	1	0.0	0	0	0	0	0	1	1	0.0	0	0	0	0	0	0	0	0	0	0	0	0											
10/26	@ Buffalo	1	1	2	0.0	0	0	0	0	0	0	0	0	0	0	0	0	0	0	0	0	0	0	0	0	0	0	0	0	0	0	0												
11/5	@ Houston	1	1	2	0.0	0	0	0	0	0	4	1.0	0	0	0	0	0	5	1	6	0.0	0	1	0	0	0	0	0	0	0	0	0	0											
11/12	TENNESSEE	1	1	2	0.0	0	0	0	0	0	3	0	0	0	0	0	0	3	2	5	0.0	0	1	0	0	0	0	0	0	0	0	0	0											
11/19	@ San Francisco	1	0	1	0	0	0	0	0	0	0	0	0	0	0	0	1	0	1	0.0	0	0	0	0	0	0	0	0	0	0	0	0	0											
11/26	@ Indianapolis	3	2	5	0.0	0	0	0	0	0	2	1	3	1.0	0	1	0	6	3	9	0.0	0	0	0	0	0	0	0	0	0	0	0	0											
12/3	CAROLINA	5	0	5	0.0	0	1	0	1	1	1	2	0.0	0	0	0	0	3	1	4	0.0	0	0	0	0	0	0	0	0	0	0	0	0											
12/10	@ Atlanta	2	0	2	0.0	0	0	0	0	0	2	1	3	1.0	0	0	0	6	3	9	0.0	0	2	1	0	0	0	0	0	0	0	0	0	0										
12/17	@ Green Bay	5	1	6	0.0	0	0	0	0	1	1	2	0.0	0	0	0	0	1	3	2	0.0	0	1	0	0	1	2	3	0.0	0	0	0	0	0										
12/24	JACKSONVILLE	4	2	6	0.0	0	0	0	0	1	1	0	0	0	0	0	0	2	4	0.0	0	1	0	0	0	0	0	0	0	0	0	0	0	0										
12/31	NEW ORLEANS	1	2	3	0.0	0	0	0	0	0	3	0	3	0	0	0	0	5	2	7	0.0	0	1	0	0	2	1	3	0.0	0	0	0	0	0										
1/7	@ Carolina	2	0	2	0.0	0	0	0	0	1	0	1	0.0	0	0	0	0	4	1	4	0.0	0	0	0	0	0	1	1	0.0	0	0	0	0	0										
Totals		46	17	63	0.0	2	2	1	0	19	7	26	4.0	0	1	0	0	45	19	64	0.0	0	9	2	0	1	2	3	0.0	0	0	0	0	0										

2023 Game-By-Game Defense

2023 INDIVIDUAL GAME-BY-GAME STATISTICS

ANTHONY NELSON													PAT O'CONNOR						DERREK PITTS JR.						J.J. RUSSELL						DEADRIN SENAT									
Solo		Asst.		Tack.	Sack	INT	PD	FF	FR	Solo		Asst.		Tack.	Sack	INT	PD	FF	FR	Solo		Asst.		Tack.	Sack	INT	PD	FF	FR	Solo		Asst.		Tack.	Sack	INT	PD	FF	FR	
9/10	@ Minnesota	2	1	3	1.0	0	0	0	0	0		0	0	0	0	0	0	0	0	0	0		0	0	0	0	0	0	0	0		0	0	0	0	0	0	0	0	
9/17	CHICAGO	0	0	0	0.0	0	0	0	0	Not on Team		0		0	0.0	0	0	0	0	0	Not on Team		0		0	0.0	0	0	0	Not on Team		0		0	0.0	0	0	0	0	
9/25	PHILADELPHIA	1	3	4	0.0	0	0	0	0	0		0	0	0	0	0	0	0	0	0	0		0	0	0	0	0	0	0		0	0	0	0	0	0	0	0		
10/1	@ New Orleans	0	0	0	0.0	0	0	0	0	0		0	0	0	0	0	0	0	0	0	0		0	0	0	0	0	0	0		0	0	0	0	0	0	0	0		
10/15	DETROIT	--		Inactive		--		--		Not on Team		0		0	0	0	0	0	0	0	Not on Team		0		0	0.0	0	0	Not on Team		0		0	0.0	0	0	0	0	0	
10/22	ATLANTA	0	0	0	0	0	0	0	0	Inactive		0		0	0	0	0	0	0	0	Not on Team		0		0	0	0	0	Not on Team		0		0	0	0	0	0	0	0	
10/26	@ Buffalo	4	0	4	1.0	0	0	0	0	Inactive		0		0	0	0	0	0	0	0	Not on Team		0		0	0	0	0	Not on Team		0		0	0	0	0	0	0	0	
11/5	@ Houston	1	0	1	0	0	0	0	0	0		0	0	0.0	0	0	0	0	0	0	Not on Team		0		0	0	0	0	Not on Team		0		0	0	0	0	0	0	0	
11/12	TENNESSEE	1	2	3	0.0	0	0	0	0	Not on Team		0		0	0	0	0	0	0	0	Not on Team		0		0	0	0	0	Not on Team		0		0	0	0	0	0	0	0	
11/19	@ San Francisco	1	1	2	0.0	0	0	0	0	Not on Team		0		0	0	0	0	0	0	0	Not on Team		0		0	0	0	0	Not on Team		0		0	0	0	0	0	0	0	
11/26	@ Indianapolis	1	1	2	0.0	0	0	0	0	0		0	0	0.0	0	0	0	0	0	0	Not on Team		0		0	0.0	0	0	Not on Team		0		0	0.0	0	0	0	0	0	
12/3	CAROLINA	2	1	3	0.0	0	0	0	0	0		0	0	0	0	0	0	0	0	0	Not on Team		6		1	7	1.0	0	0	Not on Team		0		0	0	0	0	0	0	0
12/10	@ Atlanta	2	2	4	0.0	0	0	0	0	0		1	0	0	0	0	0	0	0	0	Not on Team		0		0	0	0	0	Not on Team		0		0	0	0	0	0	0	0	
12/17	@ Green Bay	2	2	4	1.0	0	0	0	0	0		1	1	0	0	0	0	0	0	0	Not on Team		0		0	0	0	0	Not on Team		0		0	0	0	0	0	0	0	
12/24	JACKSONVILLE	0	0	0	0.0	0	0	0	0	0		0	0	0	0	0	0	0	0	0	Not on Team		0		0	0	0	0	Not on Team		0		0	0	0	0	0	0	0	
12/31	NEW ORLEANS	3	1	4	0.0	0	1	0	0	0		1	2	0	0	0	0	0	0	0	Not on Team		0		0	0	0	0	Not on Team		0		0	0	0	0	0	0	0	
1/7	@ Carolina	2	1	2	0.0	0	0	0	0	0		0	0	0.0	0	0	0	0	0	0	Not on Team		6		1	7	1.0	0	0	Not on Team		0		0	0	0	0	0	0	0
Totals		21	16	37	3.0	0	1	0	0	2	2	4	0.0	0	0	0	0	0	0	0	1	0	1	0	0	0	0	0	0	1	0	1	0.0	0	0	0	0	0		

JOE TRYON-SHOYINKA													VITA VEA													MARKEES WATTS													DEVIN WHITE													ANTOINE WINFIELD JR.												
Solo	Asst.	Tack.	Sack	INT	PD	FF	FR	Solo	Asst.	Tack.	Sack	INT	PD	FF	FR	Solo	Asst.	Tack.	Sack	INT	PD	FF	FR	Solo	Asst.	Tack.	Sack	INT	PD	FF	FR	Solo	Asst.	Tack.	Sack	INT	PD	FF	FR																									
1	0	2	0.0	0	0	0	1	3	1	4	0.0	0	0	0	0	7	5	12	0.0	0	0	0	0	4	4	8	10	0	0	0	1	1	1	1	1	1	1	1	1	1	1																							
9/10	@ Minnesota	4	0	4	2.0	0	0	0	2	1	3	1.5	0	0	0	0	2	2	0.0	0	1	0	0	0	2	1	3	0	0	0	0	0	2	1	3	0	0	0	0	0	0																							
9/17	CHICAGO	0	0	0	0	0	0	0	0	0	0	0	0	0	0	0	5	6	11	0.0	0	0	0	0	6	11	0.0	0	0	0	0	0	0	0	0	0	0	0	0	0	0																							
9/25	PHILADELPHIA	2	0	2	0.0	0	0	0	0	3	3	0.0	0	0	0	0	2	3	5	0.0	0	0	0	0	6	3	9	10	0	0	0	1	1	1	1	1	1	1	1	1	1																							
10/1	@ New Orleans	1	1	2	0.0	0	0	0	2	1	3	2.0	0	0	1	0	2	3	5	0.0	0	0	0	0	2	4	0.0	0	0	0	0	0	0	0	0	0	0	0	0	0	0																							
10/15	DETROIT	3	1	4	1.0	0	1	0	4	2	6	0.0	0	1	0	4	4	3	7	0.0	0	0	0	0	2	4	0.0	0	0	0	0	0	0	0	0	0	0	0	0	0	0																							
10/22	ATLANTA	4	2	6	0.0	0	0	0	2	0	2	0.0	0	0	0	0	3	2	5	0.0	0	0	0	0	2	4	0.0	0	0	0	0	0	0	0	0	0	0	0	0	0	0																							
10/26	@ Buffalo	2	0	2	0.0	0	0	0	0	0	0	0	0	0	0	0	3	2	5	0.0	0	0	0	0	4	3	7	0.0	0	0	0	0	0	0	0	0	0	0	0	0	0																							
11/5	@ Houston	0	1	1	0.0	0	0	0	4	0	4	0.0	0	0	0	0	5	4	9	0.0	0	0	0	0	2	4	0.0	0	0	0	0	0	0	0	0	0	0	0	0	0	0																							
11/12	TENNESSEE	2	0	2	0.0	0	0	0	0	2	1	0	0	0	0	0	1	0	1	0.0	0	0	0	0	2	1	3	0.0	0	0	0	0	0	0	0	0	0	0	0	0	0	0																						
11/19	@ San Francisco	0	0	0	0	0	0	0	4	0	4	1.0	0	0	0	0	0	0	0.0	0	0	0	0	0	9	16	0.0	0	0	0	0	0	0	0	0	0	0	0	0	0	0	0																						
11/26	@ Indianapolis	1	1	2	1.0	0	0	0	0	0	0	0	0	0	0	0	0	0	0.0	0	0	0	0	0	2	1	3	0.0	0	0	0	0	0	0	0	0	0	0	0	0	0	0																						
12/3	CAROLINA	1	3	4	0.0	0	0	0	1	2	0.0	0	0	0	0	0	1	0	1	0.0	0	0	0	0	4	3	7	0.0	0	0	0	0	0	0	0	0	0	0	0	0	0	0																						
12/10	@ Atlanta	2	1	3	0.0	0	0	0	0	0	0	0	0	0	0	0	0	0	0.0	0	0	0	0	0	6	2	10	0	0	0	0	0	0	0	0	0	0	0	0	0	0	0																						
12/17	@ Green Bay	1	1	2	0.0	0	0	0	0	2	2	0.0	0	0	0	0	0	0	0	0.0	0	0	0	0	0	4	8	10	0	0	0	0	0	0	0	0	0	0	0	0	0	0																						
12/24	JACKSONVILLE	0	1	1	0.0	0	0	0	0	0	0	0	0	0	0	0	0	0	0	0.0	0	0	0	0	8	2	10	0	0	0	0	0	0	0	0	0	0	0	0	0	0	0																						
12/31	NEW ORLEANS	1	2	3	0.0	0	0	0	0	3	3	6	0.0	0	0	0	2	0	2	1.0	0	0	0	0	4	3	7	0.0	0	0	0	0	0	0	0	0	0	0	0	0	0	0	0																					
1/7	@ Carolina	1	2	3	5.0	0	1	1	1	0	1	0	0	0	0	0	4	0	4	0.0	0	0	0	0	39	34	83	2.5	2	5	0	0	0	0	0	0	0	0	0	0	0	0	0	0																				
Totals	26	17	43	5.0	0	1	1	28	15	43	5.5	0	0	2	0	49	34	83	2.5	2	5	0	0	76	46	122	6.0	2	12	6	1	4	0	0	0	0	0	0	0	0	0	0	0	0	0																			

2023 FINAL TEAM RANKINGS

AMERICAN FOOTBALL CONFERENCE

	Total	OFFENSE		Total	DEFENSE	
		Rush	Pass		Rush	Pass
Baltimore	3	*1	10	4	7	4
Buffalo	2	3	4	6	8	5
Cincinnati	10	16	7	16	15	15
Cleveland	8	5	8	*1	5	*1
Denver	12	8	12	15	16	12
Houston	5	10t	3	8	2	13
Indianapolis	7	4	9	13	13	9
Jacksonville	6	12	5	12	4	14
Kansas City	4	9	2	2	10	3
Las Vegas	13	15	11	9	12	7
L.A. Chargers	9	13	6	14	9	16
Miami	*1	2	*1	7	3	8
New England	15	14	14	5	1	6
N.Y. Jets	16	10t	16	3	14	2
Pittsburgh	11	6	13	11	11	10
Tennessee	14	7	15	10	6	11

NATIONAL FOOTBALL CONFERENCE

	Total	OFFENSE		Total	DEFENSE	
		Rush	Pass		Rush	Pass
Arizona	10	3	13	12	16	6
Atlanta	9	6	12	4	9	3
Carolina	16	11	16	1	11	1
Chicago	11	1	14	5	*1	12
Dallas	3	8	2	2	8	2
Detroit	2	4	1	9	2	13
Green Bay	7	9	7	8	13	4
L.A. Rams	4	7	5	10	7	9
Minnesota	6	15	4	7	5	11
New Orleans	8	12	6	6	10	5
N.Y. Giants	15	10	15	14	14	8
Philadelphia	5	5	9	13	6	15
San Francisco	1	2	3	3	3	7
Seattle	12	14	8	15	15	10
Tampa Bay	13	16	10	11	4	14
Washington	14	13	11	16	12	16

NATIONAL FOOTBALL LEAGUE

	Total	OFFENSE		Total	DEFENSE	
		Rush	Pass		Rush	Pass
Arizona	19	4	26	25	32	13
Atlanta	17	9	22	11	20	8
Baltimore	6	*1	21	6	14	6
Buffalo	4	7	8	9	15	7
Carolina	32	20	32	4	23	3
Chicago	20	2	27	12	*1	25
Cincinnati	22	31	15	31	26	28
Cleveland	16	12	19	*1	11	*1
Dallas	5	14	3	5	16	5
Denver	26	18	24	29	30	22
Detroit	3	5	2	19	2	27
Green Bay	11	15	12	17	28	9
Houston	12	22T	7	14	6	23
Indianapolis	15	10	20	24	24	16
Jacksonville	13	24	9	22	9	26
Kansas City	9	19	6	2	18	4
Las Vegas	27	30	23	15	21	12
L.A. Chargers	18	25	13	28	17	30
L.A. Rams	7	11	10	20	12	20
Miami	*1	6	*1	10	7	15
Minnesota	10	29	5	16	8	24
New England	30	26	28	7	4	11
New Orleans	14	21	11	13	22	10
N.Y. Giants	29	16	31	27	29	19
N.Y. Jets	31	22T	30	3	25	2
Philadelphia	8	8	16	26	10	31
Pittsburgh	25	13	25	21	19	17
San Francisco	2	3	4	8	3	14
Seattle	21	28	14	30	31	21
Tampa Bay	23	32	17	23	5	29
Tennessee	28	17	29	18	13	18
Washington	24	27	18	32	27	32

t = Tied for position

* = League Leader

2023 NFL STANDINGS

AMERICAN FOOTBALL CONFERENCE

EAST DIVISION

Team	W	L	T	PCT	PF	PA
Buffalo	11	6	0	.647	451	311
x - Miami	11	6	0	.647	496	391
N.Y. Jets	7	10	0	.412	268	355
New England	4	13	0	.235	236	366

NORTH DIVISION

Team	W	L	T	PCT	PF	PA
Baltimore	13	4	0	.765	483	280
x - Cleveland	11	6	0	.647	396	362
x - Pittsburgh	10	7	0	.588	304	324
Cincinnati	9	8	0	.529	366	384

SOUTH DIVISION

Team	W	L	T	PCT	PF	PA
Houston	10	7	0	.588	377	353
Jacksonville	9	8	0	.529	377	371
Indianapolis	9	8	0	.529	396	415
Tennessee	6	11	0	.353	305	367

WEST DIVISION

Team	W	L	T	PCT	PF	PA
Kansas City	11	6	0	.647	371	294
Las Vegas	8	9	0	.471	332	331
Denver	8	9	0	.471	357	413
L.A. Chargers	5	12	0	.294	346	398

NATIONAL FOOTBALL CONFERENCE

EAST DIVISION

Team	W	L	T	PCT	PF	PA
Dallas	12	5	0	.706	509	315
x - Philadelphia	11	6	0	.647	433	428
N.Y. Giants	6	11	0	.353	266	407
Washington	4	13	0	.235	329	518

NORTH DIVISION

Team	W	L	T	PCT	PF	PA
Detroit	12	5	0	.706	461	395
x - Green Bay	9	8	0	.529	383	350
Minnesota	7	10	0	.412	344	362
Chicago	7	10	0	.412	360	379

SOUTH DIVISION

Team	W	L	T	PCT	PF	PA
Tampa Bay	9	8	0	.529	348	325
New Orleans	9	8	0	.529	402	327
Atlanta	7	10	0	.412	321	373
Carolina	2	15	0	.118	236	416

WEST DIVISION

Team	W	L	T	PCT	PF	PA
San Francisco	12	5	0	.706	491	298
x - L.A. Rams	10	7	0	.588	404	377
Seattle	9	8	0	.529	364	402
Arizona	4	13	0	.235	330	455

x- Wild Card qualifier for playoffs

2023 NFL PLAYOFFS AT A GLANCE

(Home team in CAPS)

AFC Wild Card Playoff Games

Saturday, January 13
HOUSTON 45, Cleveland 14

Saturday, January 13
KANSAS CITY 26, Miami 7

Monday, January 15
BUFFALO 31, Pittsburgh 17

NFC Wild Card Playoff Games

Sunday, January 14
Green Bay 48, DALLAS 32

Sunday, January 14
DETROIT 24, L.A. Rams 23

Monday, January 15
TAMPA BAY 32, Philadelphia 9

AFC Divisional Playoff Games

Saturday, January 20
BALTIMORE 34, Houston 10

Sunday, January 21
Kansas City 27, BUFFALO 24

NFC Divisional Playoff Games

Saturday, January 20
SAN FRANCISCO 24, Green Bay 21

Sunday, January 21
DETROIT 31, Tampa Bay 23

AFC Championship Game

Sunday, January 28
Kansas City 17, BALTIMORE 10


NFC Championship Game

Sunday, January 28
SAN FRANCISCO 34, Detroit 31

SUPER BOWL LVIII (Las Vegas, NV)

Sunday, February 11
Kansas City 25, San Francisco 22

HISTORY



HISTORICAL HIGHLIGHTS

PRE-1974

TAMPA STADIUM DEDICATED (11/4/67) – Tennessee defeats the University of Tampa, 38-0 in the first contest played in the facility. The 46,700-seat stadium costs \$4.1 million to build.

FIRST PRESEASON GAME (8/10/68) – Washington defeats Atlanta 16-14 before a crowd of 42,000 in first NFL action at new stadium.

EXPANSION COMMITTEE FORMED (11/68) – Suncoast Pro Football Committee is formed with the purpose of securing an NFL franchise for Tampa Bay. The group functions until 1972 when the Tampa Chamber of Commerce formally appoints the West Coast NFL Task Force headed by Tampa businessman J. Leonard Levy.

1974

TAMPA BAY AWARDED FRANCHISE (4/24) – Tampa Bay is awarded the league's 27th franchise. As part of the award, Tampa Stadium will be enlarged to 72,000 seats.

MCCLOSKEY SELECTED AS OWNER (10/30) – Philadelphia construction executive Tom McCloskey is awarded the new Tampa Bay franchise, but soon declines ownership.

CULVERHOUSE AWARDED OWNERSHIP (12/5) – Hugh F. Culverhouse, a Jacksonville attorney and real estate investor who had previously declined ownership of the Seattle franchise due to geographic reasons, is awarded the Tampa Bay franchise.

1975

TEAM NICKNAME ANNOUNCED (2/15) – After reviewing over 400 name possibilities, an advisory board announces the team's new nickname will be the Buccaneers.

BUCCANEERS UNVEIL LOGO AND COLORS (4/15) – The team unveils a logo designed by Tampa Tribune artist Lamar Sparkman consisting of Florida orange, white and red.

STADIUM LEASE APPROVED (4/21) – The Tampa Sports Authority unanimously approves a 30-year lease agreement with the Buccaneers for use of Tampa Stadium. Three days later, the Tampa City Council votes 6-1 to approve the lease and expansion to 72,000 seats.

STADIUM EXPANSION BEGINS (7/9) – Ground is broken for the expansion of Tampa Stadium, financed by the sale of \$13 million in bonds by the Tampa Sports Authority.

MCKAY NAMED COACH (10/31) – John McKay leaves the University of Southern California where he had coached four national championship teams, signing a five-year contract to coach the Buccaneers.

BUCS PLACED IN DIVISION (11/4) – Tampa Bay is placed in the AFC West with the understanding that it will switch to the NFC Central the following season.

BUCS WIN FIRST OVERALL SELECTION (12/27) – In a drawing held prior to the Pittsburgh vs. Baltimore playoff game, Bucs owner Hugh Culverhouse is awarded the first pick in the following year's NFL college draft while Seattle receives the initial pick in the veteran allocation draft.

1976

WARNER BUYS LARGE SHARE OF TEAM (2/15) – Cincinnati businessman Marvin L. Warner, president of Warner National Corp. and a longtime friend of Hugh Culverhouse, buys a large share of the team.

VETERAN ALLOCATION DRAFT (3/30) – The Buccaneers stock their roster by adding 39 players through the NFL's veteran allocation draft.

FIRST TRADE ANNOUNCED (4/2) – The Bucs make the first trade in franchise history, acquiring former Heisman Trophy winner QB Steve Spurrier from the San Francisco 49ers for two players and a second-round draft choice.

SELMON DRAFTED (4/8) – Tampa Bay takes Lee Roy Selmon with the first selection in the NFL college draft.

INAUGURAL SEASON BEGINS (7/31) – In the team's first-ever preseason action, the Bucs lose 26-3 at the hands of the Los Angeles Rams at the L.A. Coliseum. PK Paul Rajecki's 18-yard FG goes down as the first points in team history.

FIRST PRESEASON VICTORY (8/14) – The Buccaneers win their first preseason game, defeating the Atlanta Falcons 17-3 at the Jacksonville Gator Bowl.

REGULAR SEASON OPENER (9/12) – Tampa Bay loses its first regular season game 20-0 at Houston.

GREEN SCORES FIRST REGULAR SEASON POINTS (9/26) – In a 14-9 loss to the Buffalo Bills, K Dave Green connects on a 39-yard FG, posting the franchise's first regular season points.

1977

FIRST REGULAR SEASON VICTORY (12/11) – The Bucs tie an NFL record with three interceptions returned for TDs and end 26 games of frustration with their first regular season victory, a 33-14 win at New Orleans. Over 8,000 fans greet the team when it returns to One Buccaneer Place.

BACK-TO-BACK WINS (12/18) – Tampa Bay wins its second game in a row and first at home, beating the St. Louis Cardinals 17-7.

1978

TAMPA HOSTS PRO BOWL (1/23) – Tampa Stadium is the site of the 1978 Pro Bowl.

DUBOSE RUNS FOR 100 YARDS (10/15) – RB Jimmy DuBose becomes the first Buc to rush for 100 yards in a game (109 yards on 24 carries) as the Bucs lose on the road to the Giants 17-14.

BUCS REACH .500 (10/22) – Tampa Bay defeats Chicago 33-19 to up its record to 4-4, but injuries ultimately cripple the team during the second half of the season.

1979

CULVERHOUSE BUYS CONTROLLING INTEREST (1/3) – Hugh Culverhouse purchases Marvin Warner's minority interest, thereby gaining control of the team.

PEAR BECOMES FIRST PRO BOWL BUC (1/29) – DT Dave Pear becomes the first Buccaneer to play and start in the Pro Bowl.

BUCS JUMP OUT TO HOTTEST START OF SEASON (9/30) – The Buccaneers lay claim to the best record in the league by beating the Bears 17-13 at Chicago and running their record to 5-0, the best start in team history and a franchise record for consecutive victories that would not be matched until 1997.

BELL REACHES 1,000-YARD MARK (11/25) – RB Ricky Bell becomes the first rusher in team history to reach 1,000 yards after compiling 101 yards on the ground in a 23-22 loss to the Minnesota Vikings. Bell eventually finishes the season with 1,263 rushing yards.

BUCS CLINCH FIRST-EVER NFC CENTRAL TITLE (12/16) – The Bucs defeat the Kansas City Chiefs 3-0 in a torrential downpour in Tampa to win the NFC Central Division and earn the first-ever playoff berth in team history. Neil O'Donoghue drills a 19-yard field goal for the game's only points as RB Ricky Bell gains 137 yards on the ground.

SELMON NAMED NFL DEFENSIVE PLAYER OF THE YEAR (12/20) – DE Lee Roy Selmon becomes first player in team history to be named NFL Defensive Player of the Year. Selmon recorded 117 tackles, two fumble recoveries, three forced fumbles and 11 sacks during the 1979 regular season.

TAMPA BAY WINS FIRST PLAYOFF GAME (12/29) – Led by RB Ricky Bell's 142-yard, two-touchdown performance, the Bucs defeat the Philadelphia Eagles 24-17 in their first-ever playoff appearance.

1980

BUCS FINISH ONE GAME SHORT OF THE SUPER BOWL (1/6) – The team's first playoff season comes to an end as the Bucs lose 9-0 to the Los Angeles Rams in the NFC Championship Game played in Tampa Stadium.

MCKAY GIVEN CONTRACT EXTENSION (1/7) – Head Coach John McKay is given a five-year contract extension. It is also announced that he will become the team's president upon his retirement from coaching.

SELMON BECOMES SECOND PRO BOWLER (1/29) – DE Lee Roy Selmon becomes the team's second player to see Pro Bowl action.

TAMPA BAY MAKES PRIME TIME DEBUT (9/11) – The Buccaneers avenge the previous January's NFC Championship Game defeat (9-0) with a 10-9 victory over the Los Angeles Rams in Tampa Bay's first-ever appearance on ABC's prime time football series (Thursday night game).

BUCS RUN WILD IN WIN OVER GIANTS (11/2) – Tampa Bay running backs account for a team record 244 rushing yards (later surpassed) en route to a 30-13 victory over the N.Y. Giants.

1981

TAMPA BAY DEFEATS ATLANTA, MOVES INTO FIRST PLACE (12/6) – The Buccaneers, led by QB Doug Williams' season-best 336 passing yards, pull out a 24-23 victory over the Atlanta Falcons. The win is Tampa Bay's third in a row and places the team in sole possession of first place in the NFC Central.

BUCS CLINCH SECOND NFC TITLE IN THREE YEARS (12/20) – Tampa Bay wins an exciting showdown in Detroit, besting the Lions 20-17 and securing the NFC Central Division title. WR Kevin House reels in an 84-yard touchdown strike from QB Doug Williams and DT David Logan returns a fumble recovery 21 yards for another Buc score.

1982

BUCS ELIMINATED FROM PLAYOFFS (1/2) – Dallas Cowboys defeat the Bucs 38-0 at Texas Stadium.

PLAYERS STRIKE ANNOUNCED (9/20) – The NFL Players Association announces the beginning of the union's strike.

LABOR PEACE REACHED (11/16) – After a 57-day strike, the NFL Management Council and the NFL Players Association announce a settlement.

TAMPA BAY WINS FIRST MONDAY NIGHT GAME AT HOME (11/29) – After starting off 0-3, Tampa Bay defeats the cross-state rival Miami Dolphins 23-17, marking the first Monday Night victory at Tampa Stadium.

1983

BUCS REACH PLAYOFFS FOR THIRD TIME IN FOUR YEARS (1/2) – QB Doug Williams leads a fierce rally from a 17-point halftime deficit as K Bill Capece's 33-yard field goal in overtime secures the Buccaneers victory. The team wins five of its last six games, securing each victory in the final minute.

DALLAS ENDS TAMPA BAY'S PLAYOFF HOPES (1/9) – The Dallas Cowboys defeat Tampa Bay 30-17 in the first round of playoffs.

WILDER SETS SINGLE-GAME RECORDS (11/6) – RB James Wilder sets team marks for combined yards (239) and rushing yards (219) in a game, helping the Bucs break into the win column for the first time.

1984

TAMPA HOSTS SUPER BOWL XVIII (1/22) – The Los Angeles Raiders defeat the Washington Redskins 38-9 in front of a crowd of 72,920 as Tampa hosts its first Super Bowl.

WILDER RUNS FOR 172 YARDS IN WIN OVER PACKERS (9/30) – RB James Wilder carries the ball a record 43 times for 172 yards in leading Tampa Bay to a 30-27 overtime victory over the Green Bay Packers. Wilder eventually goes on to record the best rushing season in Bucs history, compiling 1,544 yards and 13 touchdowns on an NFL record 407 carries.

MCKAY ANNOUNCES RESIGNATION (11/5) – Head Coach John McKay announces his resignation, effective at the end of the season. The announcement comes one day after a 27-24 loss at Minnesota with the Bucs owning a 4-6 record.

MCKAY'S FINAL GAME (12/16) – Tampa Bay defeats the N.Y. Jets 41-21 in John McKay's final game as a head coach. He finishes an overall 171-128-9, including a 44-88-1 mark as the Bucs' head coach.

1985

BENNETT NAMED HEAD COACH (1/23) – Hugh Culverhouse names former Atlanta Falcons head coach Leeman Bennett as John McKay's replacement.

SELMON PLAYS IN FINAL PRO BOWL (1/27) – DE Lee Roy Selmon plays in his sixth and final Pro Bowl. A herniated disk, which eventually required surgery, is discovered in his back at the game. The injury later forces Selmon to retire after missing the entire 1985 season.

BUCS RECORD FIRST SHUTOUT SINCE '79 (11/10) – Tampa Bay defeats the St. Louis Cardinals 16-0, marking the team's first shutout since 1979 (vs. Kansas City), and snapping a nine-game losing streak.

1986

SELMON'S JERSEY RETIRED (9/7) – In halftime ceremonies at the season-opener versus San Francisco, six-time Pro Bowler DE Lee Roy Selmon's jersey is retired. Selmon's number 63 becomes the first and only jersey in team history to be retired.

BENNETT FIRED (12/29) – Leeman Bennett is relieved of his position after compiling a 4-28 record as the Bucs' head coach.

PERKINS NAMED HEAD COACH (12/31) – Former Alabama Head Coach Ray Perkins is hired as the Bucs' Head Coach and Vice-President/Football Operations.

1987

TAMPA BAY AWARDED SUPER BOWL XXV (5/20) – Tampa is awarded the Silver Anniversary Super Bowl to be played on January 27, 1991.

BUCS OPEN SEASON WITH ROUT OF ATLANTA (9/13) – QB Steve DeBerg establishes a franchise record with five touchdown passes and the Bucs set marks for most points (48) and largest margin of victory (38) in a 48-10 besting of Atlanta.

STRIKE INTERRUPTS SEASON (10/1) – The NFL Players Association calls for its second work stoppage in six seasons. After a 24-day strike in which replacement players were used in three games, the NFL and Players Union come to an agreement.

1988

TESTAVERDE PASSES FOR 469 YARDS (10/16) – QB Vinny Testaverde passes for the second-highest single-game yardage in franchise history (469) at Indianapolis.

BUCS DEFEAT EVENTUAL AFC CHAMPION BUFFALO (12/4) – Tampa Bay's win over the eventual AFC Champion Buffalo Bills is the first 10-5 score in NFL history.

1989

TAMPA BAY DEFEATS CHICAGO FOR FIRST TIME IN 13 TRIES (10/8) – The Bucs score 28 first half points (second most in team history) to end 12 games of frustration against the Bears before the largest crowd ever at a Bucs game (72,077).

BUCS COMPLETE SEASON SWEEP OF BEARS (11/19) – K Donald Igwebuike's last-second 28-yard field goal completes the first-ever season sweep of Chicago. The win marks the Bucs' first at Soldier Field in 10 years (9/30/79).

WR MARK CARRIER FINISHES PRO BOWL SEASON (12/24) – With six catches for 101 yards versus Pittsburgh, WR Mark Carrier caps off a Pro Bowl season in which he set club records of 86 receptions and 1,422 receiving yards.

1990

TAMPA BAY JUMPS OUT TO BEST START SINCE '79 (9/30) – After beating the Minnesota Vikings 23-20 in overtime, the Bucs run their record to 3-1.

PERKINS FIRED (12/3) – Head Coach Ray Perkins is relieved of his position after Tampa Bay drops to 5-8. Assistant Head Coach/Receivers Richard Williamson is named interim head coach.

1991

GIANTS WIN SUPER BOWL XXV (1/23) – The N.Y. Giants win Super Bowl XXV in thrilling fashion, beating the Buffalo Bills 21-19 at Tampa Stadium.

WILLIAMSON NAMED HEAD COACH (2/4) – Gay Culverhouse is announced as the team's new president, Phil Krueger is named general manager and Richard Williamson becomes the full-time head coach.

COBB SETS TEAM RECORD FOR RUSHING TDS IN A GAME (11/20) – RB Reggie Cobb establishes a team mark with three rushing scores in a 30-21 Buccaneer triumph over the Detroit Lions.

SELMON, BELL AND MCKAY HONORED (12/8) – DE Lee Roy Selmon, RB Ricky Bell and Head Coach John McKay are inducted into the team's Krewé of Honor.

WILLIAMSON FIRED (12/27) – Richard Williamson is relieved as head coach after compiling a 4-15 record.

1992

WYCHE NAMED HEAD COACH (1/10) – Former Cincinnati Bengals Head Coach Sam Wyche is named as Richard Williamson's replacement. Wyche becomes the fifth head coach in Tampa Bay history.

WILLIAMS INDUCTED INTO KREWÉ OF HONOR (9/6) – QB Doug Williams becomes the third player inducted into the team's Krewé of Honor.

COBB RECORDS FIFTH-BEST RUSHING SEASON (12/27) – The Bucs defeat the Phoenix Cardinals 7-3 as RB Reggie Cobb caps off the fifth-best rushing performance in team history (1,171 yards).

1993

BUCS SIGN NICKERSON AS AN UNRESTRICTED FREE AGENT (3/18) – Former Pittsburgh Steelers LB Hardy Nickerson signs a three-year contract to become the Buccaneers' first free agent acquisition under the NFL's new Collective Bargaining Agreement.

NICKERSON EARNS PRO BOWL SELECTION (12/29) – After compiling a team record 214 tackles, Nickerson is voted as the NFC's starting linebacker in the Pro Bowl and later becomes only the second Buccaneer to be named AP All-Pro.

1994

CULVERHOUSE DIES (8/25) – Hugh Culverhouse dies of lung cancer at the age of 75. The team is placed under control of a three-man trust headed by Culverhouse's law partner Steven Story, along with Jack Donlan and Fred Cone.

MCKAY NAMED GENERAL MANAGER (11/8) – Vice-President/Football Operations Rich McKay is promoted to General Manager.

RHETT RUSHES FOR 192 YARDS (12/4) – RB Errict Rhett records the second-best single-game rushing total in team history when he rambles for 192 yards on 40 carries (third-most in team annals) in a 26-21 victory over the Washington Redskins. Rhett eventually becomes the first Buc rookie to rush for over 1,000 yards (1,011).

BUCS SELL OUT SEASON FINALE (12/24) – The Buccaneers are defeated by the Packers 34-19 in front of the first sellout at Tampa Stadium in two years (11/15/92).

1995

BUCCANEERS SOLD TO MALCOLM GLAZER (1/16) – Steven Story announces that, pending NFL approval, the Buccaneers have been sold to Palm Beach investor Malcolm Glazer for the highest price ever paid for a sports franchise.

NFL APPROVES SALE OF TEAM (3/13) – NFL owners unanimously approve Malcolm Glazer's purchase of the Buccaneers one day after the NFL Finance Committee gave its unanimous approval at the Owner's Meetings in Phoenix, AZ.

BUCS SIGN DRAFT PICKS IN RECORD FASHION (5/10) – With the signing of second-round selection S Melvin Johnson, Tampa Bay becomes the quickest team in NFL history to sign all its draft picks.

SALE OF THE TEAM IS FINALIZED (6/30) – Malcolm Glazer officially becomes the team's new owner after the sale of the team is finalized in Charlotte, NC. Bryan and Joel Glazer are named executive vice-presidents.

SELMON INDUCTED INTO HALL OF FAME (7/29) – DE Lee Roy Selmon becomes the first Buccaneer inducted into the NFL Hall of Fame. Selmon is introduced by his brother and former Buc teammate Dewey.

BUCS MOVE INTO SOLE POSSESSION OF FIRST PLACE (10/15) – K Michael Husted's 51-yard game-winning FG propels Tampa Bay past Minnesota and into sole possession of first place in the NFC Central Division. The victory marks the first time since the final day of the 1981 season that the team has been alone in first place.

GRUBER MARKS RECORD START (11/26) – LT Paul Gruber makes his 118th career start, thus surpassing DE Lee Roy Selmon's team record of 117.

RHETT SURPASSES 1,000-YARD MARK (12/3) - RB Errict Rhett goes over 1,000 yards for the second consecutive year to become only the 12th player in NFL history to accomplish the feat in his first two league seasons.

WYCHE IS FIRED (12/27) - The team announces that Sam Wyche will not return as head coach in 1996. Wyche leaves his post with a 23-41 record.

1996

DUNGY NAMED HEAD COACH (1/22) - Minnesota Defensive Coordinator Tony Dungy is named as the Buccaneers' sixth head coach.

NICKERSON RE-SIGNS WITH TEAM (2/22) - LB Hardy Nickerson, the Buccaneers' Most Valuable Player in 1993 and '95, agrees to a four-year deal to remain with the team.

COMMUNITY INVESTMENT TAX PASSES (9/3) - Hillsborough County voters pass the Community Investment Tax by a 53-47% margin. The tax will fund the construction of a new stadium and practice facility as well as various other community projects.

DUNGY WINS FIRST GAME (10/8) - Tony Dungy earns his first victory as Buccaneer head coach with a 24-13 victory over his former team, the Minnesota Vikings.

BUCS DEFEAT CHARGERS FOR FIRST CALIFORNIA WIN SINCE '80 (11/17) - Tampa Bay edges the San Diego Chargers 25-17 to earn its first victory in California since 1980 (24-23 vs. San Francisco).

1997

GRUBER RE-SIGNS (2/13) - LT Paul Gruber, the team's designated franchise player and cornerstone of the Buc offensive line for the past eight years, signs a three-year deal to remain in Tampa.

BUCCANEERS UNVEIL NEW LOGO AND COLORS (4/9) - The team unveils its eagerly anticipated new logo and color scheme at a noon downtown ceremony. The new logo, consisting of a red pirate flag with a skull and crossed swords, draws instant rave reviews. The team colors are Buccaneer red, pewter, black and orange.

STATE SUPREME COURT RULES IN FAVOR OF COUNTY, BUCS (5/22) - The Florida State Supreme Court refuses former Tampa Mayor Bill Poe's opposition to the stadium. In a 7-0 decision, the Court rules all aspects of the tax are constitutional.

BUCS START SEASON WITH FIVE CONSECUTIVE WINS (9/28) - The Buccaneers match the franchise record for most consecutive wins at the start of a season with five. After a 13-6 season-opening defeat of the San Francisco 49ers, the team rolls on to road victories at Detroit (9/7) and Minnesota (9/14) and home defeats of Miami (9/21) and Arizona (9/28).

MAYBERRY ATTAINS CONSECUTIVE STARTS RECORD (10/26) - C Tony Mayberry achieves one of the more remarkable achievements in team history by surpassing Dave Logan's streak of 103 consecutive games started in the team's 10/26 contest versus Minnesota.

CULPEPPER BECOMES FIRST TO BAG TRIFECTA TWICE IN SAME SEASON (11/9) - DT Brad Culpepper enters the team's sack race with a three-sack performance against Arizona (9/28) in a week-five contest, becoming just the fifth player in team history to do so. Little more than a month later, he becomes the first player in team annals to accomplish the feat twice in the same season with a trio of sacks at Atlanta.

BUCS SET SINGLE-GAME ATTENDANCE MARK (12/7) - After setting a new single-game attendance record earlier in the season on 9/21 against Miami (73,314), the Bucs eclipse that mark when 73,523 are in attendance for the team's 6-17 loss to the Green Bay Packers.

BUCS TIE FRANCHISE RECORD FOR WINS (12/21) - By virtue of their season-ending 31-15 downing of the Chicago Bears, the Bucs match the club record for most regular season victories in a season with 10, assuring themselves an NFC Wild Card berth.

FIRST PLAYOFF GAME PLAYED IN TAMPA IN 15 YEARS (12/28) - The Buccaneers defeat the Detroit Lions 20-10 in front of a sellout crowd of 73,361 in the final game played at Houlihan's Stadium. The game is marked by outstanding individual performances, including FB Mike Alstott's team playoff-record 31-yard touchdown run in which he barrels through a variety of Lions defenders.

1998

NFL-HIGH EIGHT BUCS PLAY IN PRO BOWL (2/1) - As further recognition of the team's dramatic rise in league prominence, a team-record and NFL-most eight Buc players are selected to play in the Pro Bowl. Joining third-time selection LB Hardy Nickerson are first timers FB Mike Alstott, LB Derrick Brooks, QB Trent Dilfer, RB Warrick Dunn, S John Lynch, C Tony Mayberry and DT Warren Sapp.

DUNGY RECEIVES NEW CONTRACT (3/11) - After tying the franchise record for victories in a season with 10, Head Coach Tony Dungy is rewarded by Owner Malcolm Glazer with a new five-year contract that essentially voids out his original contract.

SAPP SIGNS EXTENSION TO BECOME TEAM'S HIGHEST-PAID PLAYER (3/18) - Pro Bowl DT Warren Sapp agrees to a six-year contract that makes him the wealthiest player in team history and one of the highest paid defensive tackles in the league.

MCKAY RECEIVES CONTRACT EXTENSION (4/30) - Owner Malcolm Glazer rewards General Manager Rich McKay with a new five-year contract extension for his efforts in assembling one of the league's most talent-rich rosters. McKay's new deal guarantees that he will be with the team through the 2002 season.

BUCS SELL OUT INAUGURAL RAYMOND JAMES STADIUM SEASON (8/2, 8/15) - For the first time in team history, the Buccaneers entire home schedule is sold out before the season begins. Though the Bucs will play seven straight road games (including pre-season) to open 1998, the entire sum of single-game tickets for the eight home games in Raymond James Stadium sells out on the first day of availability.

BUCS OPEN NEW ERA IN RAYMOND JAMES STADIUM WITH DRAMATIC VICTORY (9/20) - Raymond James Stadium, already known as 'The Crown Jewel of the NFL', officially opens as the Buccaneers take on arch-rival Chicago. TE Dave Moore's acrobatic one-handed touchdown catch sparks a 27-point rally as Tampa Bay wins its Raymond James Stadium debut, 27-15.

TAMPA BAY OUTGUNS UNDEFEATED MINNESOTA IN RAYMOND JAMES SHOOTOUT (11/1) - The Buccaneers run their Raymond James Stadium record to 4-0 with an eye-opening, 27-24 upset of the previously undefeated Minnesota Vikings. The Vikings' only regular-season loss of 1998 is powered by a Buccaneer-record 246 rushing yards, including the first dual-100-yard performance in team history by FB Mike Alstott (128 yards) and RB Warrick Dunn (115).

FIRST MONDAY NIGHT FOOTBALL VICTORY IN 16 YEARS COMES AT EXPENSE OF PACKERS (12/7) – Having ended a 15-year hiatus from ABC's Monday Night Football earlier in the year at Detroit, Tampa Bay records its first MNF victory since 1982 with a 24-22 dismissal of Green Bay, QB Trent Dilfer completes 64 and 62-yard TD passes to WR Jacquez Green and WR Reidel Anthony and the Buccaneers defense records eight sacks and a team-record eight forced fumbles.

BUCS BLANK CINCY FOR FIRST ROAD SHUTOUT (12/27) – Tampa Bay records the third shutout in team history, the first since 1985 and the first on the road with a 35-0 dismantling of Cincinnati in the season finale. FB Mike Alstott ties a team-record with three touchdown runs as the Bucs open a 28-0 lead by halftime.

1999

FIVE BUCS MAKE REPEAT PRO BOWL VISIT (2/7) – A five-some of Bucs, the second-largest contingent in team history, represents the NFC in the Pro Bowl; all five are repeat honorees from the team's NFL-high group of eight Pro Bowlers in 1998. LB Hardy Nickerson makes his fourth visit, tying TE Jimmie Giles for the second-most in team history, and DT Warren Sapp, LB Derrick Brooks, C Tony Mayberry and FB Mike Alstott all make their second trips.

BUCS COMPLETE UNDEFEATED PRESEASON (9/3) – Rookie QB Shaun King hits rookie WR Darnell McDonald on a three-yard TD pass with seven seconds left, lifting the Bucs to a 16-13 win over host Washington. The victory caps a 4-0 preseason campaign, the franchise's first in 16 years.

SACK ATTACK SMOTHERS EAGLES (9/19) – Tampa Bay's swarming defensive line racks up nine sacks in a 19-5 win at Philadelphia. DT Warren Sapp and DE Chidi Ahanotu each collect three sacks, while DE Marcus Jones bags two and DT Brad Culpepper adds one. The nine-sack effort falls one sack short of the team record of 10, set in 1979 at Baltimore.

GRAMATICA BOOTS ATLANTA (11/21) – Rookie K Martin Gramatica kicks four FGs, including a game-winning 53-yarder with 58 seconds remaining, to rally Tampa Bay to a 19-10 win over Atlanta at Raymond James Stadium. Gramatica had earlier nailed attempts from 24, 26 and 50 yards. He became the first Buccaneer kicker to boot two 50-plus-yard FGs in one game. The last time a rookie K booted a game-winning FG of that length was San Francisco's Steve Mike-Meyer, who nailed a 54-yarder against the Rams (11/9/75).

KING SHINES IN RELIEF ROLE (11/28) – Rookie QB Shaun King replaces an injured Trent Dilfer (clavicle) and escorts Tampa Bay to a 16-3 win at Seattle. The win marks the club's first in the Kingdom. King hits WR Jacquez Green for his first career completion, then later lofts a scoring toss to TE Patrick Hape, sealing Tampa Bay's fourth consecutive victory.

RECORD CROWD LIFTS BUCS TO MONDAY NIGHT WIN (12/6) – Tampa Bay beats Minnesota 24-17 before a then-record crowd of 65,741 at Raymond James Stadium. The game marks the starting debut of rookie QB Shaun King, who throws two second-half TD passes. Tampa Bay's swarming defense forces four Viking turnovers, including a 55-yard INT return by CB Donnie Abraham on the third play of the game.

BUCS WIN SIXTH CONSECUTIVE GAME (12/12) – Tampa Bay rallies for two fourth-quarter TDs to defeat Detroit 23-16 at Raymond James Stadium. The win is the Bucs' sixth consecutive triumph, breaking the team mark of five consecutive victories (1979, 1997). In the process, Tampa Bay assumes sole possession of first place in the NFC Central Division.

BUCS SET HOME WIN MARK AGAINST PACKERS (12/26) – Tampa Bay completes its 1999 home slate with a club-record 7-1 mark after a 29-10 triumph over Green Bay. FB Mike Alstott runs for two TDs in the fourth quarter to seal the win. The Bucs' previous best home record was a 6-2 mark, set in 1984 and 1998. Tampa Bay also clinches its fifth-ever playoff appearance.

2000

BUCS CLAIM FIRST NFC CENTRAL TITLE IN 18 YEARS (1/2) – The Bucs beat Chicago 20-6 at Soldier Field to claim their first NFC Central Division title since 1981. Tampa Bay also concludes the regular season with a franchise-record 11 wins. The Bucs rush for 143 yards and hold the potent Bears offense to two FGs. An estimated crowd of 5,000 greets the champs upon their arrival at One Buccaneer Place Sunday night.

FOUR BUCS EARN FIRST-TEAM-ALL-PRO HONORS (1/8) – Four Buccaneers – FB Mike Alstott, LB Derrick Brooks, S John Lynch and DT Warren Sapp – earn first-team All-Pro honors from the Associated Press. Tampa Bay could claim five first team AP All-Pro selections in the franchise's first 23 seasons of existence. The Bucs tied the eventual Super Bowl champion Rams for most players on the 1999 squad.

SAPP NAMED AP NFL DEFENSIVE PLAYER OF THE YEAR (1/13) – DT Warren Sapp earns NFL Defensive Player of the Year honors from the Associated Press. In a poll of 50 media members, Sapp receives 19 votes, edging out Tennessee DE Jevon Kearse. Sapp is the first Buccaneer to win the award since Hall of Famer Lee Roy Selmon won the trophy in 1979. Sapp finished the regular season with 54 tackles and a career-best 12.5 sacks.

BUCS RALLY PAST REDSKINS IN DIVISIONAL PLAYOFF (1/15) – Tampa Bay rallies from a 13-0 deficit to defeat the Washington Redskins 14-13 in an NFC divisional playoff game before a record crowd of 65,835 at Raymond James Stadium. QB Shaun King hits TE John Davis on a one-yard TD toss midway through the fourth quarter to give the Bucs their first and only lead. Tampa Bay's defense holds Washington's second-ranked offense to 157 total yards and no offensive TDs. The win propels the Bucs to their first NFC Championship Game in 20 years.

TAMPA BAY FALLS ONE WIN SHY OF SUPER BOWL (1/23) – Tampa Bay's valiant defensive effort falls short as the St. Louis Rams rally late for an 11-6 win in the NFC Championship Game at the Trans World Dome. The Bucs hold the high-powered Rams offense 22 points below their season average. St. Louis would capture Super Bowl XXXIV the following Sunday in Atlanta.

SIX BUCS HELP COACHING STAFF DEFEAT AFC IN PRO BOWL (2/6) – The NFC, led by Tony Dungy and the rest of the Buccaneers coaching staff, whips the AFC 51-31 in the highest-scoring Pro Bowl ever. Tampa Bay is represented by six players – FB Mike Alstott, LB Derrick Brooks, S John Lynch, C Tony Mayberry, LB Hardy Nickerson and DT Warren Sapp. Alstott scores three TDs and Brooks returns a QB Mark Brunell INT for a score.

BUCS INK 11-TIME PRO BOWLER MCDANIEL (3/1) – The Bucs snag another former Vikings offensive lineman, signing perennial Pro Bowl G Randall McDaniel to a three-year contract. McDaniel, who spent his previous 12 seasons in Minnesota, owns the NFL record for consecutive Pro Bowl starts with 11. He enters the 2000 season with 170 consecutive starts, second only to Tennessee's Bruce Matthews (197) among active players.

BUCS TRADE FOR JETS WR JOHNSON (4/12)

- The Bucs trade their two first-round picks (13th, 27th overall) in the 1999 NFL Draft to the New York Jets for two-time Pro Bowl WR Keyshawn Johnson. Tampa Bay then signs Johnson to an eight-year contract. Johnson's 305 catches over his first four NFL seasons trail only WR Marvin Harrison (Colts, 311, 1996-98) and WR Andre Rison (Falcons, 308, 1989-92) in league annals. The fifth-year pro can also boast 31 career scoring grabs.

BUCS RECORD LARGEST MARGIN OF VICTORY IN HOME OPENER (9/10)

- Tampa Bay records the largest margin of victory in team history with a 41-0 win over Chicago in its home opener at Raymond James Stadium. The Bucs defense extends their streak to 14 quarters against Chicago without allowing a touchdown, and limits the Bears to just 165 total yards, including 49 passing, while forcing four turnovers.

BUCS KNOCK OFF UNDEFEATED VIKINGS (10/29)

- The Bucs offense scores on each of its first four possessions as Tampa Bay snaps a four-game skid and ends Minnesota's 7-0 start at Raymond James Stadium. Tampa Bay's 31 first-half points ties the club record for points in a half. For the first time in club history, Tampa Bay scores 40-plus points in a game twice in the same season.

SAPP SETS SINGLE-SEASON SACK RECORD (11/26)

- DT Warren Sapp breaks DE Lee Roy Selmon's franchise record for sacks in a season with two - giving him 13.5 for the year - as Tampa Bay downs Buffalo 31-17 at Raymond James Stadium. The Bucs' defense notches six sacks overall to surpass the club's single-season record of 44 in 1997.

DUNN LEADS CLUB-RECORD DAY ON THE GROUND (12/3)

- Tampa Bay sets a club record with 250 yards rushing, including a career-high 210 by RB Warrick Dunn, on the way to a 27-7 victory over Dallas at Raymond James Stadium. Dunn's performance marks the second-best single-game effort in Bucs' history. K Martin Gramatica adds a 25-yard FG prior to halftime, tying the franchise record for consecutive field goals made with his 16th straight.

BUCS SET FRANCHISE MARK FOR POINTS SCORED (12/10)

- S Damien Robinson intercepts Miami QB Jay Fiedler at the Bucs nine-yard line with 14 seconds remaining as Tampa Bay holds on for a 16-13 victory at rainy Pro Player Stadium. With the 16 points, Tampa Bay sets a club record for points in a season with 336, eclipsing the previous mark of 335 points in 1984. In addition, K Martin Gramatica breaks his own record for points in a season.

TAMPA BAY CLINCHES SECOND STRAIGHT PLAYOFF BERTH (12/18)

- RB Warrick Dunn scores his third rushing touchdown of the game with 48 seconds remaining as Tampa Bay rallies for a 38-35 win over St. Louis before a national television audience on Monday Night Football. With the win at Raymond James Stadium, the Bucs clinch their second straight playoff berth and third in the last four seasons. Head coach Tony Dungy also becomes the winningest coach in franchise history with his 45th coaching victory.

2001**CHRISTENSEN PROMOTED TO OFFENSIVE COORDINATOR (1/26)**

- Quarterbacks coach Clyde Christensen is promoted to offensive coordinator. Christensen coached Tampa Bay's quarterbacks in 1999 and 2000 after tutoring the tight ends for his first three years from 1996-98.

BUCS HOST THIRD SUPER BOWL (1/28)

- Baltimore defeats the N.Y. Giants, 34-7 as Tampa Bay plays host to Super Bowl XXXV at Raymond James Stadium.

LEAGUE-HIGH AND TEAM-RECORD NINE BUCS PLAY IN PRO BOWL (2/4)

- Tampa Bay boasts a league-high and team-record nine players in the 2001 Pro Bowl in Hawaii. The Bucs' contingent includes a club-record six starters, but the AFC posts a 38-17 victory.

BUCS GRAB BRAD JOHNSON IN FREE AGENCY (3/6)

- Tampa Bay ventures into free agency and returns with the biggest name on the market in Washington Redskins QB Brad Johnson. Johnson, who ranks third all-time in completion percentage, signs a five-year contract.

RICE JOINS THREE OTHER FIRST-ROUNDERS ON DEFENSIVE LINE (3/23)

- Arizona Cardinals Pro Bowl DE Simeon Rice signs a five-year contract with Tampa Bay, joining a defensive line that features three other former first-round draft picks. Rice, who established an Arizona franchise mark with 16.5 quarterback sacks in 1999, notched 51.5 career sacks with the Cardinals.

JOHN MCKAY DIES (6/10)

- John McKay, the first coach in Buccaneers history, dies of kidney failure due to complications from diabetes at the age of 77. McKay coached Tampa Bay from 1976-1984, leading the team to three playoff appearances, including a trip to the 1979 NFC Championship Game.

BUCS SECOND GAME POSTPONED DUE TO TERRORIST ATTACKS (9/16)

- Due to the terrorist attacks on America on September 11, the NFL postpones all of its games on September 16 and 17, including the Bucs' home contest against Philadelphia. The games are rescheduled for the first weekend in January, with the rest of the playoff schedule, including the Super Bowl, moving back one week. Due to an already-scheduled bye in Week Three, the Bucs have a bizarre, 21-day layoff between the first and second games of the season.

ALSTOTT LEADS ANOTHER HOME POUNDING OF THE VIKINGS (10/28)

- Almost exactly one year after demolishing Minnesota, 41-13, in Raymond James Stadium on 10/29/00, the Bucs prove it was no fluke with a 41-14 decision over the Vikings on 10/28/01. FB Mike Alstott leads the runaway victory with 129 rushing yards, tying a team and personal record with three rushing touchdowns.

FIRST MNF ROAD VICTORY GIVES BUCS ANOTHER PRIME-TIME WIN OVER RAMS (11/26)

- For the second time in two years, the Buccaneers defeat the St. Louis Rams on Monday Night Football, following up a 38-35 thriller in Tampa in 2000 with a 24-17 victory at St. Louis in 2001. The win, which stands as the first road win for the Bucs on Monday Night Football in team history, gives the Bucs a measure of revenge in the stadium that saw their run to the 1999 Super Bowl come to an end.

BUCS RECORD THIRD STRAIGHT ROAD WIN (12/2)

- During yet another December surge, the Buccaneers defeat the Cincinnati Bengals, 16-13 in overtime, when S John Lynch forces and recovers a fumble at the Bengals' three-yard line early in the extra period, setting up K Martin Gramatica's game-winning field goal. Following wins at Detroit and St. Louis, the victory over Cincinnati gives Tampa Bay three consecutive road wins for the first time in franchise history.

BUCS TIE SINGLE-GAME SCORING RECORD IN CRUCIAL WIN OVER NEW ORLEANS (12/23)

- In a contest that would basically eliminate the loser from playoff contention and nearly guarantee the winner a postseason spot, the Buccaneers explode for 48 points in a blowout win over New Orleans. Taking a 30-0 halftime lead, the Bucs cruise to the 48-21 win, tying the team record for points scored in a single game (also against Atlanta, 9/13/97).

2002**DUNGY DISMISSED (1/14)**

- The team announces that Head Coach Tony Dungy has been relieved of his coaching duties after six seasons. Dungy posted a 54-42 record at the helm and led the Buccaneers to the playoffs in four of his six campaigns.

GRUDEN INTRODUCED (2/20)

- New Head Coach Jon Gruden is introduced at a press conference at a downtown hotel after becoming the seventh head coach in franchise history. Gruden, 38, spent four seasons (1998-2001) as head coach of the Oakland Raiders.

TAMPA BAY STARTS TRAINING CAMP AT DISNEY (7/29) - The Buccaneers begin their first season under new Head Coach Jon Gruden at Disney's Wide World of Sports Complex at Walt Disney World Resort. For the first time, Tampa Bay will conduct training camp at Disney after training at the University of Tampa since 1987. The Buccaneers are the first NFL team to conduct training camp at Disney's sports complex.

GRUDEN MAKES BUCCANEERS DEBUT (9/8) - Jon Gruden, the Buccaneers seventh head coach, makes his regular season debut at Raymond James Stadium in a 26-20 overtime loss to the New Orleans Saints. Tampa Bay trails 20-10 late in the fourth quarter when they spot a frantic 10-point comeback to send the game into overtime. The Bucs are forced to punt deep in their own territory on their third possession of overtime. P Tom Tupa lines up to punt, but senses pressure and is forced to pull the ball down and attempt a pass. Saints LB James Allen intercepts the pass in the end zone, giving New Orleans the victory

TAMPA BAY DEFENSE STIFLES ANOTHER ROAD OPPONENT (10/6) - For the third straight road contest, the Bucs defense does not allow a touchdown and posts an interception return for a score in a club-record fourth straight game en route to a 20-6 win over the Atlanta Falcons at the Georgia Dome. The defense ties a then season-high with four interceptions—all in the second half—and adds four sacks against the Falcons. LB Derrick Brooks becomes the first linebacker in NFL history with three interception returns for touchdowns in a single season.

RICE SETS NFL RECORD (12/1) - In a Week 13 contest at New Orleans, DE Simeon Rice sets an NFL single-season record by recording his fifth consecutive multi-sack game. His three-sack performance against the Saints highlights a five-game streak that began at Carolina on October 27, during which he totaled 11 sacks, 29 tackles, four forced fumbles and one pass defensed.

BUCCANEERS CLAIM FIRST NFC SOUTH TITLE (12/22) - Tampa Bay and New Orleans enter their Week 16 contests with the Bucs holding a one-game advantage in the NFC South. New Orleans suffers a 20-13 loss at Cincinnati on Sunday, thereby giving the first NFC South Division title to Tampa Bay before the Buccaneers take the field the following night against Pittsburgh. The division title is the fourth in Buccaneers history.

GRAMATICA LEADS BUCS TO FRANCHISE-BEST 12TH VICTORY (12/29) - Tampa Bay closes out the first regular season under Jon Gruden with its club record 12th win against the Chicago Bears in Champaign, IL. K Martin Gramatica kicks a career-high and team-record five field goals and the Bucs defense registers four interceptions in a 15-0 shutout. The win also marks the second road shutout of the season for the Buccaneers and is the first Tampa Bay victory in 22 tries when the thermometer reads below 40 degrees. With the victory, Tampa Bay finishes 6-2 on the road; the most wins away from home in franchise history, and secures the No. 2 seed in the NFC playoffs.

2003

BROOKS NAMED NFL DEFENSIVE PLAYER OF THE YEAR (1/8) - LB Derrick Brooks, the Bucs all-time leader in tackles, garners NFL Defensive Player of the Year honors. As part of the league's top-ranked defense in 2002, Brooks led the team with 170 tackles and tied for fourth in the NFC with five interceptions. Brooks was also selected to a club-record sixth-consecutive Pro Bowl in 2002 (as was DT Warren Sapp). His four touchdowns on turnovers in 2002 tied for the second-most in a single season in NFL history. He later adds another touchdown on an interception return in Super Bowl XXXVII.

BUCS ADVANCE TO NFC CHAMPIONSHIP GAME (1/12) - Tampa Bay qualifies for the NFC Championship Game for the third time in club history by defeating San Francisco 31-6 at Raymond James Stadium in an NFC Divisional Playoff contest. Tampa Bay races to a 28-6 halftime lead, scoring touchdowns on three consecutive possessions in the first half. The Bucs force five 49er turnovers and keep San Francisco out of the end zone for the first time in 50 games (including postseason).

BUCS CLAIM NFC TITLE (1/19) - Tampa Bay clinches its first NFC crown and Super Bowl berth with a 27-10 victory over the Philadelphia Eagles in the final game at Veterans Stadium. The Bucs defense forces three Eagle turnovers en route to securing the club's first postseason road win in franchise history. CB Ronde Barber paces an outstanding defensive effort and secures the victory with a club-record 92-yard interception return for a touchdown late in the fourth quarter.

BUCS WIN SUPER BOWL XXXVII (1/26) - The Bucs defeat the Oakland Raiders, 48-21, in Super Bowl XXXVII in San Diego behind a suffocating defense, setting Super Bowl records with five interceptions and three interception returns for touchdowns. It is the first NFL Championship in club history. At the age of 39, Jon Gruden becomes the youngest head coach to win a Super Bowl. S Dexter Jackson is named the game's MVP as the Bucs' top-ranked defense stifles the Raiders and the league's number one ranked offense. Tampa Bay limits Oakland to just 62 total yards in the first half, the second-fewest in Super Bowl history, and finishes the game surrendering just 269 total yards and 11 first downs. RB Michael Pittman runs for a season-high 125 yards and WR Keenan McCardell scores two touchdowns. LB Derrick Brooks seals the victory with a late fourth quarter interception return for a touchdown and CB Dwight Smith sets a Super Bowl record by returning a pair of second-half interceptions for touchdowns.

WORLD CHAMPIONS PARADE THROUGH TAMPA (1/28) - Following their 48-21 victory over Oakland in Super Bowl XXXVII, the World Champion Tampa Bay Buccaneers parade through downtown Tampa where more than 150,000 fans line the streets and crowd office buildings to celebrate the city's first major professional sports championship.

BUCS SIGN DEFENSIVE COORDINATOR MONTE KIFFIN TO A NEW CONTRACT (1/30) - Tampa Bay signs Monte Kiffin, architect of the NFL's top-ranked defense, to a new, three-year contract. Kiffin, a head coaching candidate, is rewarded for designing the first defense since the 1985 Chicago Bears to lead the league in total defense, fewest points allowed and total interceptions. Tampa Bay's defense allowed just 196 points in 2002, the fifth-fewest in a single season in NFL history during a 16-game schedule.

SEVEN BUCS APPEAR ON PRO BOWL ROSTER (2/2) - Tampa Bay has seven players on the roster for the 2003 Pro Bowl in Hawaii: FB Mike Alstott, LB Derrick Brooks, QB Brad Johnson, S John Lynch, LB Shelton Quarles, DE Simeon Rice and DT Warren Sapp. A total of six Buccaneers, all but Sapp due to an injury, see game action in the 45-20 AFC victory.

BUCS DEFEAT THE JETS IN THE 2003 AMERICAN BOWL IN TOKYO, JAPAN (8/2) - The defending Super Bowl champion Tampa Bay Buccaneers opened the preseason with a 30-14 victory over the N.Y. Jets in the 2003 American Bowl in their first-ever international appearance at the Tokyo Dome. Tampa Bay, which played in the final game of the 2002 season in its victory over the Oakland Raiders in Super Bowl XXXVII, joined the Jets in the first game of the 2003 preseason in Tokyo, Japan. Tampa Bay also conducted a pair of practices at the Tokyo Dome in preparation for the exhibition contest.

BUCS DEFEAT EAGLES IN 2003 REGULAR SEASON OPENER (9/8) – The defending Super Bowl champion Tampa Bay Buccaneers open up the regular season with a convincing 17-0 victory over Philadelphia in the Eagles' first regular season game at Lincoln Financial Field. WR Joe Jurevicius caught a pair of second half touchdowns, including a spectacular fourth quarter scoring reception in which he deflected the ball over an Eagles defender, spun to his left and dove to haul in the improbable touchdown catch. Tampa Bay's defense limited the Eagles to just 245 total yards as Philadelphia suffered a home shutout for the first time since 1998.

BUCS POST SECOND SHUTOUT OF THE SEASON (10/26) – Tampa Bay forces three turnovers and limits Dallas to 178 total yards of offense as the Bucs post their second shutout of the season, defeating the Dallas Cowboys 16-0 at Raymond James Stadium. The shutout marks the eighth in club history, including four over the past two seasons (2002 and 2003).

BUCS RECORD-SETTING SACK STREAK ENDS AT 69 (11/16) – Tampa Bay, which had recorded at least one sack in an NFL-record 69 consecutive games, is held sackless by the Green Bay Packers. It was the first time the Bucs defense had failed to register at least one sack since October 3, 1999 at Minnesota. During that 69-game streak, the Bucs defense also became the first unit to register at least one sack and one takeaway in 50 consecutive games since 1963.

ATLANTA FALCONS NAME RICH MCKAY PRESIDENT AND GENERAL MANAGER (12/15) – The Atlanta Falcons name Rich McKay President and General Manager. McKay spent the previous 12 seasons with Tampa Bay (1992-2003), including the past nine years (1995-2003) as the club's general manager. Under McKay, the Bucs made five playoff appearances, won two division titles and captured the club's first Super Bowl championship in 27 seasons with a 48-21 victory over the Oakland Raiders in Super Bowl XXXVII.

FOUR BUCS SELECTED TO THE PRO BOWL (12/18) – Tampa Bay has four players selected to the 2004 Pro Bowl: LB Derrick Brooks, WR Keenan McCardell, DE Simeon Rice and DT Warren Sapp. Brooks and Sapp are named to the Pro Bowl for the seventh consecutive time, eclipsing Hall of Famer Lee Roy Selmon's club record of six total appearances and consecutive appearances at the annual All-Star game.

2004

ALLEN NAMED THIRD GENERAL MANAGER IN CLUB HISTORY (1/9) – The Bucs name Bruce Allen the third general manager in club history. Allen joins Tampa Bay after spending the previous nine seasons (1995-2003) with the Oakland Raiders, helping the team to three division titles, two AFC Championship Game appearances and a berth in Super Bowl XXXVII.

BUCS NAME DOUG WILLIAMS PERSONNEL EXECUTIVE (2/12) – The Bucs reclaim one of the greatest players in club history by naming Doug Williams personnel executive for the team. Williams, who spent the last six seasons (1998-2003) as head coach of his alma mater at Grambling State University, compiled a 52-18 record and led the Tigers to three consecutive Southwestern Athletic Conference titles (2000-2002). A former first-round draft pick by Tampa Bay in the 1978 NFL Draft (17th overall), Williams led the Bucs to the first three playoff appearances in team history (1979, 1981 and 1982), including an appearance in the 1979 NFC Championship Game in just the club's fourth year of existence.

BUCS UNVEIL PLANS FOR NEW TRAINING FACILITY (3/17) – The Bucs unveil plans for their new, 136,320 square foot state-of-the-art training facility, promising a "world class facility" that will be the finest in the National Football League. The spectacular and innovative facility will be built on the Tampa Bay Center mall site across the street from Raymond James Stadium. The signature of the new facility will be its breathtaking entrance, which features the world's largest football tower nearly five stories tall. Since the team's inception in 1976, Tampa Bay has been based at One Buccaneer Place, a training facility located near the Tampa International Airport. The new facility will be ready prior to the 2006 season.

BUCS ACQUIRE WR JOEY GALLOWAY (3/19) – The Bucs acquire WR Joey Galloway from the Dallas Cowboys for WR Keyshawn Johnson.

HURRICANE CHARLEY FORCES BUCS TO RESCHEDULE PRESEASON GAME (8/14) – Because of the threat of Hurricane Charley, the Buccaneers reschedule their August 14 preseason contest against the Cincinnati Bengals for Monday, August 16. The Bucs organize a program to collect monetary donations at the contest that will be directed to appropriate Hurricane Charley relief efforts.

DERRICK BROOKS AND THE BUCS COLLABORATE TO HELP HURRICANE IVAN VICTIMS (9/18) – Derrick Brooks Charities and the Tampa Bay Buccaneers organize a program to collect monetary donations prior to the game between Tampa Bay and Seattle at Raymond James Stadium on September 19. In addition, Derrick Brooks Charities donates \$1000 for each tackle Derrick makes against the Seahawks. All funds collected are directed to appropriate Hurricane Ivan relief efforts in Brooks' hometown of Pensacola, Florida.

BROWN RECORDS 100TH CAREER TOUCHDOWN RECEPTION AGAINST FORMER TEAM (9/26) – In a rematch of Super Bowl XXXVII, Buccaneers WR Tim Brown returns to Oakland to haul in his 100th career touchdown reception, becoming just the fourth player in NFL history to accomplish the feat, with a 16-yard score in the fourth quarter.

BUCS EARN LARGEST MARGIN OF VICTORY SINCE 2000 SEASON (11/21) – Tampa Bay defeats the San Francisco 49ers 35-3 at Raymond James Stadium to post its largest margin of victory since the 2000 season. The Bucs defense limits the 49ers to 26 total yards and two first downs in the first half and finishes the contest surrendering just 197 total yards, while forcing five sacks and two turnovers. The offense is equally impressive, racking up 352 yards as RB Michael Pittman rushes for 106 yards on 21 carries with two touchdowns.

CLAYTON SETS BUCS ROOKIE RECEIVING RECORD (11/28) – Bucs rookie WR Michael Clayton hauls in eight receptions for 77 yards in the Week 11 contest at Carolina to move into first place all-time in team history for most receiving yards by a rookie in a season. Through 11 contests in 2004, Clayton posts 60 receptions for 828 yards, surpassing WR Lawrence Dawsey's 818 yards as a rookie in 1991.

RICE RECORDS 100TH CAREER SACK AS BUCS POST NINTH SHUTOUT IN FRANCHISE HISTORY (12/5) – Tampa Bay records the ninth shutout in franchise history with a 27-0 victory over the Atlanta Falcons at Raymond James Stadium. Buccaneers DE Simeon Rice records the 100th and 101st sacks of his career, becoming just the 22nd player in league history and only the second active player to reach the 100-sack plateau. The Buccaneers defense records five sacks and forces five turnovers, intercepting QB Michael Vick twice and forcing two fumbles by the Falcons signal caller.

TWO BUCS EARN PRO BOWL HONORS (12/22)

- The NFL announces that two Buccaneers, LB Derrick Brooks and CB Ronde Barber, have been selected to the 2005 AFC-NFC Pro Bowl. Brooks, who was selected for the eighth time to the Pro Bowl, becomes the franchise's all-time leader in Pro Bowl appearances, breaking a tie with former teammate DT Warren Sapp. Brooks' eight consecutive Pro Bowl appearances (1997-04) also establish a new team record. Barber is named to his second career Pro Bowl after making his first appearance in 2001.

BUCS CLAYTON SETS ROOKIE TOUCHDOWN RECORD (12/26)

- Bucs rookie WR Michael Clayton catches a career-high two touchdowns against the Carolina Panthers at Raymond James Stadium, moving him into first place for most touchdown receptions by a rookie in franchise history. His six touchdown receptions on the season surpass the previous rookie record of five touchdown catches by WR Kevin House in 1980.

2005**BUCS SELECT CARNELL "CADILLAC" WILLIAMS WITH FIFTH PICK IN NFL DRAFT (4/23)**

- The Buccaneers draft Auburn RB Carnell "Cadillac" Williams with their first selection (fifth overall) in the 2005 NFL Draft. The selection of Williams marks the fourth time in team history that Tampa Bay has drafted a running back in the first round and the first time since 1997 (Warrick Dunn - 12th overall).

WILLIAMS SETS NFL RECORD FOR MOST RUSHING YARDS IN FIRST THREE GAMES (9/25)

- In his first three games, Bucs rookie RB Carnell "Cadillac" Williams totals an NFL-record 434 rushing yards, becoming the first running back to begin his career with three consecutive 100-yard performances. Following his record-breaking performance, Williams' shoes and gloves are displayed at the Pro Football Hall of Fame.

BARBER MATCHES OWN CLUB RECORD WITH THREE INTERCEPTIONS (12/4)

- CB Ronde Barber records a career-high tying three interceptions against the New Orleans Saints in Baton Rouge, LA to tie his own club record. His previous three interception performance also came against the Saints in 2001. Barber goes on to finish the season with five picks to lead the Buccaneers and tie for seventh in the NFC.

BARBER BECOMES MEMBER OF EXCLUSIVE 20/20 CLUB (12/11)

- CB Ronde Barber records the 20th sack of his career at Carolina to join the 20 sack/20 interception club. He becomes the first cornerback in NFL history and just the seventh player all time to accomplish the feat.

THREE BUCS NAMED TO PRO BOWL (12/21)

- The NFL announces that three Buccaneers, CB Ronde Barber, P Josh Bidwell and LB Derrick Brooks, have been selected to the 2006 AFC-NFC Pro Bowl. It marks Brooks' ninth consecutive selection to the all-star game, a team record for total and most consecutive appearances. Barber will make his third career appearance and second consecutive while Bidwell will play in his first career Pro Bowl.

BUCANEERS NOTCH 100TH OVERALL WIN UNDER GLAZER LEADERSHIP (12/24)

- In one of the most thrilling games in team history, the Buccaneers notch their 100th overall win since being purchased by Malcolm Glazer on January 16, 1995. The contest, against the division rival Atlanta Falcons, features four separate occasions in which the score is tied and five lead changes. The epic battle is prolonged when Bucs running back Cadillac Williams scores from six yards out on a fourth down run with 31 seconds remaining in regulation that forces overtime. In the extra period, the Buccaneers block a potential game-winning Atlanta field goal before successfully connecting on a 41-yard attempt of their own with only 54 seconds remaining in overtime. The milestone win emphasizes a reversal of fortunes for the Buccaneers, who prior to being purchased by Mr. Glazer, won just 87 games in 19 seasons.

2006**BUCS CLAIM SECOND NFC SOUTH CROWN IN FOUR YEARS (1/1)**

- Tampa Bay defeats the New Orleans Saints 27-13 in the final game of the regular season to earn its second NFC South division title in four seasons. Tampa Bay and the rival Carolina Panthers finish the regular season with identical 11-5 records, but the Buccaneers claim the NFC South by virtue of a better divisional record. The division title is the fifth in Buccaneers history.

GALLOWAY SETS NEW FRANCHISE MARK FOR TOUCHDOWN RECEPTIONS (1/1)

- WR Joey Galloway records two touchdown receptions in the season finale against the New Orleans Saints, giving him 10 on the season to establish a new franchise record. Galloway's 10 touchdown receptions best the previous high of nine, held by WR Kevin House (1981), WR Bruce Hill (1988) and WR Mark Carrier (1989).

WILLIAMS SETS BUCS ROOKIE RECORD FOR RUSHING YARDS IN A SEASON (1/1)

- RB Carnell "Cadillac" Williams finishes the season with 1,178 rushing yards to set a Buccaneers rookie record. His impressive rookie performance includes a team-record six 100-yard rushing games and three of the top 10 single-game rushing performances in team history.

BUCCANEERS DEFENSE FINISHES THE SEASON AS THE TOP-RANKED UNIT IN THE NFL (1/1)

- Tampa Bay's defense finishes the season ranked No. 1 in total defense for the third time (1979, 2002 and 2005) in team history. The 2005 season also marks the ninth consecutive year (1997-2005) the Buccaneers ranked in the Top 10 in total defense, the longest active streak in the league and tied for the second-longest streak since 1970.

WILLIAMS NAMED NFL ROOKIE OF THE YEAR (2/2)

- RB Carnell "Cadillac" Williams beats out LB Shawne Merriman of the San Diego Chargers, LB Lofa Tatupu of the Seattle Seahawks, LB Odell Thurman of the Cincinnati Bengals and LB Demarcus Ware of the Dallas Cowboys for Diet Pepsi Rookie of the Year honors. Williams is selected by fans on NFL.com with more than one million votes cast during the regular season and playoffs for NFL Rookie of the Week and Rookie of the Year honors.

BROOKS NAMED 2006 PRO BOWL PLAYER OF THE GAME (2/12)

- Making his ninth consecutive Pro Bowl appearance, LB Derrick Brooks earns Player of the Game honors after returning an interception 59 yards for a touchdown to catapult the NFC to a 23-17 victory over the AFC in the 2006 Pro Bowl.

BUCCANEERS PLAYERS AND COACHES BEGIN WORK AT NEW HEADQUARTERS (8/21)

- Arriving immediately after the conclusion of training camp in Central Florida, Buccaneers players and coaches move into the team's new 136,320-square-foot headquarters. Unmatched in grandeur by any other professional sports headquarters, the new base of operations spans more than 33 acres and provides the team with unparalleled resources of the highest quality. Some of those include a 7,900-square-foot weight room, technically advanced meeting rooms, three practice fields, a grand auditorium, high-tech coaches' studios with instant access to game film, a video-editing suite and a state-of-the-art training and rehabilitation area.

BARBER RETURNS TWO INTERCEPTIONS FOR TOUCHDOWNS IN SAME GAME (10/22)

- Facing a Philadelphia Eagles team he had tormented in the past, CB Ronde Barber propels the Tampa Bay Buccaneers to a 23-21 victory by twice picking off QB Donovan McNabb, returning each interception for a touchdown. Barber's two TD returns mark the first time in franchise history that a player accomplishes such a feat in a regular season game. His two scores also make Barber the first player in team history to score two defensive touchdowns of any kind in a regular season game.

BRYANT KICKS HIS WAY INTO RECORD BOOKS (10/22) - With the Buccaneers trailing the Philadelphia Eagles 21-20 with only four seconds remaining in the game, K Matt Bryant produces a last-second miracle, kicking a 62-yard field goal to give the Bucs a 23-21 victory. Bryant's kick is the second-longest walk-off field goal in NFL history and the third-longest overall field goal in league annals. The previous long for the Buccaneers franchise was 57 yards by Michael Husted (12/19/93).

BROOKS MOVES INTO FIRST PLACE IN TEAM HISTORY FOR GAMES PLAYED (11/5) - In front of a home crowd and against the New Orleans Saints, perennial Pro Bowl LB Derrick Brooks plays in his 184th career game, moving into first place in Buccaneers' history for games played. The veteran defender shows no signs of slowing down as he finishes the contest with a team-leading and season-high 15 tackles, including two for a loss. Brooks finishes the season with 192 consecutive games played and 176 straight starts to lead all active Bucs players in both categories. He also ranks first in team history with 189 total starts.

ROOKIE QB GRADKOWSKI MAKES HISTORY WITH INTERCEPTION-FREE STREAK (11/5) - After a game against the New Orleans Saints in which he completes 18 of 31 passes for 185 yards and two touchdowns, Tampa Bay Buccaneers rookie QB Bruce Gradkowski runs his mark of pass attempts to 186 with only one interception. That number stands as a record for most attempts in NFL history by a quarterback before throwing a second interception. A week prior, against the New York Giants, Gradkowski became just the third quarterback in league history to throw only one interception in his first 150 pass attempts.

BARBER MOVES INTO TIE FOR MOST INTERCEPTIONS IN TEAM HISTORY (11/13) - With his third interception of the season, this time against Carolina Panthers QB Jake Delhomme, CB Ronde Barber notches his 31st career interception. That total places him in a tie for most interceptions by a Buccaneers player in team history with CB Donnie Abraham, who played for Tampa Bay from 1996-2001. Barber's historic pick comes in front of a Monday Night Football audience with 1:09 remaining in the second quarter of the contest.

BUCCANEERS PLAY IN THANKSGIVING GAME FOR FIRST TIME IN FRANCHISE HISTORY (11/23) - For the first time in Tampa Bay's 31-year history, the Buccaneers participate in one of the NFL's nationally televised Thanksgiving Day games, squaring off against the Dallas Cowboys. The contest is the third game in an 11-day stretch for the Buccaneers, marking only the fourth time since 1978 that a team has played three games in 11 days, with two of the contests on the road.

BUCCANEERS WELCOME BACK PAST PLAYERS FOR TEAM'S FIRST ALUMNI WEEKEND (12/8) - Approximately 120 former players representing a little over three decades of Buccaneers football are honored when the franchise holds its first Alumni Weekend. During the three-day celebration, former Bucs players who have given the franchise at least one full season of service watch practice, tour the team's new facility, participate in a golf event and attend a dinner party and gala at Raymond James Stadium. The weekend's activities culminate in a halftime tribute during a game against Atlanta in which the players take the field and are recognized by Buccaneers fans.

THREE BUCS NAMED TO PRO BOWL (12/19) - For the third consecutive season and fourth overall, CB Ronde Barber earns Pro Bowl honors after leading the Buccaneers with three interceptions and 20 passes defended to go along with his 108 tackles. Barber is later joined by Bucs TE/LS Dave Moore, who is selected as a "need player" by the NFC, and LB Derrick Brooks, who initially was chosen as first alternate at the outside linebacker position. For Moore, the selection represents the first of his career and first for a Bucs tight end since Jimmie Giles was selected in 1985. Moore is the first Buccaneers player to be chosen to the Pro Bowl as a long-snapper and just the third special teams performer to earn the invitation. Brooks is added to the NFC's roster when Chicago LB Lance Briggs pulls out of the game. His selection marks his 10th consecutive and 10th overall Pro Bowl selection - both team records.

GLAZER FAMILY REACHES 100TH REGULAR SEASON WIN (12/24) - A 22-7 victory over the Cleveland Browns in the penultimate game of the season marks the 100th regular season victory for the Tampa Bay Buccaneers since it was purchased by Malcolm Glazer on January 16, 1995. Under the ownership of Mr. Glazer and his family, the club has posted a .521 winning percentage and captured its first Super Bowl championship. Prior to the Glazer family's ownership, the Buccaneers won just 87 games in 19 seasons, posting a .300 winning percentage.

GALLOWAY REACHES 1,000 YARDS FOR SECOND STRAIGHT SEASON (12/31) - For only the second time in Tampa Bay's 31-year history, a Buccaneers receiver gains at least 1,000 receiving yards in two straight seasons when Joey Galloway reaches that mark against the Seattle Seahawks. Galloway finishes the season with a team-high 1,057 yards after logging 1,287 yards in 2005, also a club-high. Prior to Galloway's two consecutive 1,000-yard seasons, only Keyshawn Johnson achieved that feat, posting 1,266 yards in 2001 and 1,088 yards the following year.

2007

BUCS UNVEIL THE LARGEST FLYING NON-US FLAG IN THE NATION (9/6) - The Buccaneers raise their new team flag, which measures over 4,000 square feet, at One Buccaneer Place following the afternoon practice. Buccaneers players and staff watch the flag ascend the 147.5-ft. pole on the west side of the team's headquarters as the team reads for its season-opening game in Seattle. At 80'x50' the flag is the largest flying non-US flag in the nation.

GALLOWAY SURPASSES 10,000 RECEIVING YARDS (10/21) - With his 46-yard receiving performance at Detroit, WR Joey Galloway surpasses 10,000 career receiving yards. He becomes the eighth active player and just the 28th player in NFL history to reach the 10,000-yard plateau.

GARCIA SETS CONSECUTIVE COMPLETIONS RECORD (10/21) - Facing his former team, QB Jeff Garcia completes a single-game team-record 18 consecutive completions against the Detroit Lions. Garcia has one of his best outings of the season, completing 37-of-45 passes for 316 yards and two touchdowns against the Lions.

GARCIA'S CONSECUTIVE ATTEMPTS WITHOUT AN INTERCEPTION STREAK ENDS AT 197 (10/28) - QB Jeff Garcia begins his career as a Buccaneer by attempting 197 consecutive passes without throwing an interception, besting the previous team record by Brad Johnson, who went 187 consecutive attempts without a pick from 2001-2002. Dating back to the 2006 season, Garcia went 217 attempts without an interception in the regular season, the sixth-longest streak since 2001.

BARBER BECOMES BUCCANEERS ALL-TIME INTERCEPTION LEADER (11/25) - CB Ronde Barber intercepts his 32nd career pass to move into first place on the team's career interception list. Barber's record-setting pick comes off QB Jason Campbell late in the fourth quarter to help Tampa Bay preserve a 19-13 victory over the Washington Redskins.

CARTER RECORDS 100TH CAREER SACK (11/25) - In his first season with the Buccaneers, DE Kevin Carter posts the 100th sack of his career, dropping QB Jason Campbell in a win against the Redskins. Carter becomes the 24th player in NFL history to reach the 100-sack plateau.

BUCS EARN THIRD NFC SOUTH TITLE IN SIX SEASONS (12/16) - Tampa Bay defeats the Atlanta Falcons 37-3 in Week 15 to earn its third NFC South division title in six seasons. Tampa Bay moves to 5-0 in its division for the first time since 1979 while clinching the sixth division title in team history and fourth since the Glazer family took over in 1995.

BUCS POST FIRST-EVER KICKOFF RETURN FOR A TOUCHDOWN (12/16) - It took 1,865 kickoff returns, but WR Micheal Spurlock records the first kickoff return for a touchdown in team history on his 90-yard return against the Atlanta Falcons. He is one of 140 players to have returned a kickoff for the Buccaneers. The historic return helps propel the Buccaneers to the NFC South division title.

GRAHAM SETS TEAM RECORD WITH SCORE IN SIXTH CONSECUTIVE GAME (12/16) - RB Earnest Graham, who began the year as a backup running back, scores a touchdown in his sixth consecutive game to set a new team record for most consecutive games with a touchdown. Graham's touchdown is his team-leading 10th of the year as he finishes the game against Atlanta with 22 carries for 79 yards and one touchdown.

GALLOWAY POSTS THIRD CONSECUTIVE 1,000-YARD SEASON (12/23) - With a 29-yard reception in the second quarter at San Francisco, WR Joey Galloway becomes the first player in team history to record three consecutive and three overall 1,000-yard receiving seasons while also marking the first time in his 13-year career Galloway accomplished the feat. It goes down as the sixth 1,000-yard campaign of his career.

2008

BROOKS BECOMES TEAM'S ALL-TIME LEADER IN PLAYOFF APPEARANCES, STARTS (1/6) - With his start in the NFC Wild Card matchup against the New York Giants, LB Derrick Brooks becomes the Bucs all-time leader in playoff games played (11) and started (11). Brooks, who already holds the franchise record for most career regular season games and starts, surpasses former teammates FB Mike Alstott and LB Shelton Quarles, who each played in 10 career postseason contests.

ALSTOTT ANNOUNCES RETIREMENT (1/24) - Arguably the most popular player in team history, FB Mike Alstott retires after a 12-year career. A second-round selection (35th overall) in the 1996 draft, Alstott ends his career as the club record holder in touchdowns (71), rushing touchdowns (58) and Pro Bowl appearances by an offensive player (six). His 432 points ranks third in Buccaneer history and he is the only non-kicker in club annals to surpass the 400-point plateau. During his career, Alstott amassed 1,359 rushing attempts for 5,088 yards (third second in team history) and caught 305 passes (third in team history) for 2,284 yards. Alstott played in 158 career regular season games as a Buccaneer, seventh-most in team history, with 137 starts, fifth-most in team history, and 10 playoff games (tied for second in team history) with seven starts, including starting at fullback in the Buccaneers' 48-21 victory over the Oakland Raiders in Super Bowl XXXVII.

GARCIA EARNS PRO BOWL SELECTION (1/24) - QB Jeff Garcia is added to the NFC squad for the 2008 AFC-NFC Pro Bowl, becoming the lone selection in the annual all-star event for the Buccaneers. Garcia, the NFC's first alternate at quarterback, replaces Green Bay Packers QB Brett Favre. His appearance is the fourth of his career and first as a Buccaneer. It marks just the third time in Buccaneers history that a quarterback has been named to the Pro Bowl, joining Trent Dilfer (1997) and Brad Johnson (2002). Garcia finished the season as the NFL's seventh-rated passer (94.6) and ranked second in the league with a team-record 1.2 interception percentage.

BUCS SELECT AQIB TALIB IN NFL DRAFT (4/26) - The Buccaneers select Kansas CB Aqib Talib with their first selection (20th overall) in the 2008 NFL Draft. Talib becomes the highest cornerback ever selected by Tampa Bay and just the second defensive back the Buccaneers have ever drafted in the first round.

ROOKIE SMITH SETS TEAM RETURN RECORD (11/2) - Buccaneers rookie RB/KR Clifton Smith sets a franchise record for the most return yards by an individual in a single game. Smith racks up 259 total return yards at Kansas City, including a 97-yard kickoff return for a touchdown. He becomes only the second player in team history to return a kickoff for a touchdown and the only player in team history to return a kickoff and punt for a touchdown as a Buccaneer.

GRUDEN BECOMES BUCCANEERS ALL-TIME WINNINGEST COACH (11/2) - With the Buccaneers 30-27 overtime victory at Kansas City, Jon Gruden becomes the all-time winningest coach in Buccaneers history. The victory is his 57th career win as Buccaneers head coach, surpassing Tony Dungy for the most wins ever in franchise history.

FOUR BUCCANEERS EARN PRO BOWL HONORS (12/16) - LB Derrick Brooks and rookie RB/KR Clifton Smith are selected to the NFL's annual all-star game in Hawaii. It marks Brooks' 11th selection, tops in team history and tied for second in NFL history for most Pro Bowl selections by a linebacker. Despite serving on the Buccaneers practice squad until Week 8 of the season, the undrafted Smith becomes the first kick returner in franchise history to be selected to the Pro Bowl and just the second rookie in team history, joining RB Warrick Dunn in 1997. In addition, Smith is only the third undrafted rookie free agent since 1970 to make the Pro Bowl. Named first alternates, CB Ronde Barber and G Davin Joseph, are later added to the Pro Bowl roster to round out the Buccaneers selections. It marks Barber's fifth career selection, moving him into a tie for fifth place in team history. Joseph's selection is the first of his career and marks the first time a Buccaneers offensive lineman is selected since 2000.

2009

ANTONIO BRYANT NAMED COMEBACK PLAYER OF THE YEAR (1/15) - In his first season with the Buccaneers, WR Antonio Bryant is named the 2008 Comeback Player of the Year by The Sporting News. Bryant finishes the season setting career highs and leading the team with 83 receptions for 1,248 yards and seven touchdowns.

BUCCANEERS DISMISS GRUDEN, ALLEN (1/16) - The Buccaneers dismiss head coach Jon Gruden and general manager Bruce Allen. Gruden coached the Buccaneers for seven seasons, compiling a 57-55 record during the regular season and 3-2 in the playoffs. Gruden led the Buccaneers to a victory in Super Bowl XXXVII and three NFC South Division titles. He leaves as the Buccaneers all-time winningest coach.

MORRIS AND DOMINIK INTRODUCED AS HEAD COACH AND GENERAL MANAGER (1/17) - The Buccaneers announce Raheem Morris as head coach and Mark Dominik as general manager in a press conference at One Buccaneer Place. Morris, who spent six of the previous seven seasons as a defensive assistant with the Buccaneers, is the youngest head coach in the NFL at the time of his hiring and the eighth head coach in team history. Dominik is the fourth general manager in club history after spending the previous 14 seasons in the Buccaneers personnel department in various capacities.

QB JOSH FREEMAN DRAFTED IN THE FIRST ROUND (4/25) - The Buccaneers select Kansas State QB Josh Freeman with their first selection (17th overall) in the 2009 NFL Draft. Freeman becomes the highest quarterback selected by Tampa Bay in the first round since Trent Dilfer was drafted sixth overall in the 1994 NFL Draft.

TALIB TIES FRANCHISE RECORD WITH THREE INTERCEPTIONS (10/4) - CB Aqib Talib picks off QB Jason Campbell three times at Washington to tie CB Ronde Barber's club record, which he accomplished twice. Talib finishes the season with five interceptions to tie for the team lead and establish a career high.

BUCS PARTICIPATE IN NFL INTERNATIONAL SERIES (10/25) - In just their second international appearance, and first during the regular season, Tampa Bay falls to the New England Patriots by a score of 35-7 as part of the NFL's International Series in London. A raucous crowd of 84,254, the largest to watch the Bucs all season, fill historic Wembley Stadium to take in the game.

BUCCANEERS WEAR THROWBACK UNIFORMS, SELMON ENTERS RING OF HONOR (11/8) - For the first time, Tampa Bay wears its 1976 Florida orange throwback uniforms in a comeback victory over the Packers. At halftime, Buccaneers legend and Pro Football Hall of Fame DE Lee Roy Selmon becomes the first inductee into the team's Ring of Honor as the organization also recognizes the Buccaneers 1979 playoff team, with several members of the team in attendance.

MORRIS, FREEMAN EARN FIRST VICTORY IN COMEBACK WIN OVER GREEN BAY (11/8) - Making his first career start, QB Josh Freeman rallies the Buccaneers from an 11-point, fourth-quarter deficit against the Packers to give Head Coach Raheem Morris his first career victory. Freeman becomes the second youngest quarterback to win his first career start since 1970. Defensively, Tampa Bay records six sacks and three interceptions in a game for the first time since 1990.

WINSLOW SETS NEW SINGLE-SEASON CATCH MARK BY A TIGHT END (12/20) - TE Kellen Winslow records six receptions for 93 yards in a comeback win at Seattle to surpass TE Jackie Harris for most receptions in a single season by a tight end in team history. Harris registered 62 receptions in 1995 before Winslow established the new record, finishing the 2009 season with 77 catches.

BUCS SHOCK SAINTS IN NEW ORLEANS (12/27) - Trailing 17-0 in the second quarter at New Orleans, Tampa Bay scores 20 unanswered points against the eventual Super Bowl champions to win in overtime on K Connor Barth's 47-yard field goal. The 17-point comeback ties for the second-largest comeback in team history and it also marks the first time in NFL history that a team that was 10 or more games below .500 defeated a team that was 10 or more games above .500. The defense limits New Orleans to 17 points, tied for the fewest by the Saints in a single game on the season.

WINSLOW SURPASSES GILES FOR MOST RECEIVING YARDS BY A TIGHT END (12/27) - With his team-high 76 receiving yards at New Orleans, TE Kellen Winslow moves past TE Jimmie Giles (786 in 1981) for the most receiving yards for a tight end in a single season in team history. Winslow finishes the season with 884 receiving yards.

FREEMAN ESTABLISHES NEW ROOKIE RECORD FOR SINGLE SEASON PASSING YARDS (12/27) - Rookie QB Josh Freeman throws for 271 yards in the comeback win against the Saints, moving him past QB Bruce Gradkowski (1,661 passing yards in 2006) for most passing yards in a single season by a rookie in team history. Freeman goes on to throw for 1,855 yards on the season.

2010

FREEMAN SETS ROOKIE MARK FOR TOUCHDOWN PASSES IN A SEASON (1/3) - QB Josh Freeman throws his 10th touchdown pass of the season in the season finale against Atlanta to establish a new rookie record for most touchdown passes in a single season, surpassing QB Bruce Gradkowski, who had nine touchdown passes in 2006.

BARBER STARTS IN RECORD 172ND CONSECUTIVE GAME (10/17) - CB Ronde Barber makes his 172nd consecutive start against New Orleans, surpassing Hall of Fame CB Dick LeBeau for the most consecutive starts by a cornerback in NFL history.

BARBER RECORDS 40TH CAREER INTERCEPTION (11/21) - CB Ronde Barber picks off QB Troy Smith for his 40th career interception in a shutout victory at San Francisco to become the first player in NFL history to record 25+ sacks and 40+ interceptions in their career. Barber's 40 career interceptions are also tops in franchise history.

BUCCANEERS POST SHUTOUT IN SAN FRANCISCO (11/21) - Tampa Bay defeats the 49ers 21-0 to become the first team to shut out the 49ers in San Francisco since 1977. It also marks the Buccaneers' first shutout since December 5, 2004 against the Atlanta Falcons.

MCKAY ENTERS RING OF HONOR (12/5) - At halftime against the Atlanta Falcons, John McKay became the second inductee into the team's Ring of Honor. McKay was the first head coach in Buccaneers history and coached the team for nine seasons, including three playoff berths and an appearance in the 1979 NFC Championship Game.

FREEMAN THROWS FIVE TOUCHDOWN PASSES (12/26) - In a 38-15 win against Seattle, QB Josh Freeman throws a career-high five touchdowns with no interceptions to become the youngest quarterback (22) to accomplish the feat since Dan Marino (22) on September 2, 1984.

2011

BLOUNT SURPASSES 1,000-YARDS RUSHING (1/2) - RB LeGarrette Blount rushes for 66 yards in the season finale to finish his rookie campaign with 1,007 rushing yards, becoming just the second undrafted rookie running back in NFL history to finish with over 1,000 yards in a single season, despite just starting in seven games on the season. He also becomes just the third rookie running back in team history to finish with over 1,000 rushing yards in a single season.

FREEMAN RANKS IN THE TOP 10 ALL TIME IN TD/INT RATIO (1/2) - QB Josh Freeman finishes the season with a 25/6 touchdown-interception ratio to rank as the ninth-best ratio in NFL history among quarterbacks with at least 20 touchdown passes in a season. He also becomes just the second quarterback in NFL history under the age of 23 to throw six-or-fewer interceptions in a season with 200+ attempts (Dan Marino - 1983).

BLOUNT AND WILLIAMS LEAD ALL ROOKIES IN RUSHING AND RECEIVING (1/2) - Tampa Bay becomes the first team in NFL history to have two different players, RB LeGarrette Blount and WR Mike Williams, lead all rookies in rushing and receiving yards since 1968 (Cincinnati). Blount's 1,007 rushing yards and Williams' 964 receiving yards also lead the Buccaneers on the season.

WILLIAMS SETS NEW TEAM RECORD FOR TOUCHDOWN RECEPTIONS (1/2) - With his 18-yard touchdown reception in the season finale, rookie WR Mike Williams finishes the season with 11 receiving touchdowns to set a new franchise record for most receiving touchdowns in a season. His 11 touchdown receptions also lead all NFL rookies.

BUCS FINISH WITH 10 WINS, DESPITE STARTING 10 ROOKIES (1/2) - With a 10-6 final record, the Buccaneers become the first team since the merger (1970) to start 10+ different rookies in a single season and finish with a winning record.

10 WINS MARKS BEST SINGLE-SEASON TURNAROUND (1/2) - The Buccaneers' 10th win in the season finale against New Orleans, preceded by a 3-13 season in 2009, represents the best single-season turnaround in team history with a seven-game improvement. It also marks the biggest turnaround in the NFL in 2010.

BUCS MATCH FRANCHISE-BEST ROAD RECORD (1/2) - The Buccaneers finish the 2010 season with a 6-2 road record, matching the franchise's all-time best road record established during the Buccaneers championship season in 2002.

PENN ADDED TO PRO BOWL ROSTER (1/24) - T Donald Penn is added to the NFC squad for the 2011 AFC-NFC Pro Bowl, becoming the lone selection for the Buccaneers in the annual all-star event. Penn, the NFC's second alternate at tackle, replaces Green Bay Packers T Chad Clifton. His appearance is the first of his career and it marks the first time in Buccaneers history that an offensive tackle has been named to the Pro Bowl.

FREEMAN'S STREAK SNAPPED (9/25) - Against Atlanta, QB Josh Freeman fails to throw a touchdown pass for the first time in 15 contests. His 15 consecutive games with a touchdown pass set a new team mark.

BARTH TIES NFL RECORD (12/4) - Against Carolina, K Connor Barth became just the third player in NFL history to make four or more field goals of 40 or more yards in one half (50, 47, 46, 44). The four field goals also tied a Buccaneers record for most in a half.

GILES ENTERS RING OF HONOR (12/4) - At halftime against the Carolina Panthers, Jimmie Giles entered the Buccaneers Ring of Honor, becoming the third selection and first on offense. Giles earned honorable mention All-Pro honors from Sports Illustrated (1979) and the Associate Press (1985), while earning four Pro Bowl appearances - the second-most by an offensive player in team history.

JOSEPH SELECTED TO SECOND PRO BOWL (12/27) - G Davin Joseph was selected to play for the NFC squad in the 2012 AFC-NFC Pro Bowl. It was the second time in Joseph's six seasons, all with the Buccaneers, that he was honored.

2012

BARBER PLAYS MOST GAMES IN FRANCHISE HISTORY (1/1) - CB Ronde Barber plays in his 225th career game, all with the Buccaneers, surpassing former LB Derrick Brooks (224) for the most in team history.

BARTH COMPLETES MOST ACCURATE SEASON IN TEAM HISTORY (1/1) - K Connor Barth converts 26-of-28 field goals on the season, for a franchise-record 92.9 percent. That rate ranked second in the NFL. In addition, Barth was successful on all 23 of his PATs.

KOENEN MAKES MAJOR IMPACT IN FIRST YEAR (1/1) - After signing with the Buccaneers as an unrestricted free agent, P Michael Koenen compiled arguably the best punting season in franchise history. Koenen set the club record for net average (40.3) by 2.5 yards over the previous mark, while his 45.1-gross average was the second-highest total in club annals. Koenen also set team single-game record for highest gross average (52.2, min. 4) in his first contest as Buccaneer on September 11, against Detroit.

FOSTER LEADS ALL NFL ROOKIES IN TACKLES (1/1) - LB Mason Foster leads all NFL rookies in tackles. His 126 stops also led the team and were the second-most in franchise history for a rookie. Foster, who started the final 15 games at middle linebacker, also recorded four tackles for loss, two sacks, one interception, one forced fumble and one fumble recovery.

MORRIS DISMISSED (1/2) - The Buccaneers announce the dismissal of head coach Raheem Morris. Morris coached the team for three seasons, tallying a 17-31 record.

SCIHANO HIRED AS HEAD COACH (1/26) - The Buccaneers announce former Rutgers head coach Greg Schiano as the ninth coach in franchise history. In 12 years at Rutgers, Schiano compiled a 68-67 record, leading the team to six bowl game appearances.

BARBER MAKES 200TH CONSECUTIVE START (9/9) - CB Ronde Barber made his 200th consecutive start at cornerback in the season opener against the Carolina Panthers, extending his streak for the most consecutive games started by a cornerback.

BARBER SCORES AGAIN (10/14) - DB Ronde Barber returned an interception 78 yards in a 38-10 win over the Kansas City Chiefs, the 45th interception of his career and the eighth he has returned for a score. He has 14 career return touchdowns (eight from interceptions, four from fumble recoveries, one from punt return, one from punt block), the fourth-most return touchdowns in NFL history.

GRUBER ENTERS RING OF HONOR (12/4) - At halftime against the Kansas City Chiefs, Paul Gruber was inducted into the Buccaneers Ring of Honor. Gruber earned numerous awards during his 12-year career with the Buccaneers, including several All-Pro selections and distinction as a Pro Bowl alternate in 1997.

BARBER SETS BUCCANEERS RECORD FOR GAMES STARTED (10/21) - DB Ronde Barber recorded his 222nd career start against New Orleans, passing former Buccaneers LB Derrick Brooks (221 starts from 1995-08) for the most starts in team history.

JACKSON SETS FRANCHISE RECORD FOR RECEIVING YARDS (10/21) - WR Vincent Jackson set a team record and career-high with 216 receiving yards, including a career long 95-yard reception.

MARTIN'S RECORD-BREAKING DAY (11/4) - RB Doug Martin had the best game a Buccaneers running back has ever had in a 42-32 victory at Oakland, recording 251 rushing yards on only 25 carries (10.1 avg.) and four rushing touchdowns. His 251 rushing yards were the tenth-most in NFL history, and he became only the second player in league history to record 250+ rushing yards and four touchdowns in the same game.

BARBER PASSES OTTO (12/2) - DB Ronde Barber passed Hall of Fame C Jim Otto for the seventh-most consecutive starts in NFL history, with his 210th consecutive start.

MCCOY SELECTED TO FIRST PRO BOWL (12/26) - DT Gerald McCoy was selected to play for the NFC squad in the 2013 AFC-NFC Pro Bowl. It was the first time in McCoy's career that he has been honored.

BARBER TIES PAGE (12/30) - DB Ronde Barber ties Hall of Fame DE Alan Page for the sixth-most consecutive starts in NFL history, with his 215th consecutive start.

FREEMAN SETS RECORDS (12/30) - Having set the franchise record for passing yards in a single season against the Rams (12/23), QB Josh Freeman became the first Buccaneer to throw for 4,000 yards in a season against Atlanta. He also set the single-season Buccaneer mark for touchdown passes in a season (27) and career touchdown passes (78).

MARTIN'S ROOKIE MARKS (12/30) – RB Doug Martin capped off a brilliant rookie season, recording the second-most scrimmage yards (1,926), rushing yards (1,454) touchdowns (12), and rushing touchdowns (11) in franchise history, all of which were rookie records.

2013

JACKSON SELECTED TO THIRD PRO BOWL (1/15) – WR Vincent Jackson was selected to play for the NFC squad in the 2013 AFC-NFC Pro Bowl. It was the third time that Jackson was selected to the all-star game, and his first with the Buccaneers.

MARTIN SELECTED TO FIRST PRO BOWL (12/26) – RB Doug Martin was selected to play for the AFC squad in the 2013 AFC-NFC Pro Bowl. Martin became the first Buccaneers rookie to go to the event since Clifton Smith in 2008.

BUCS TRADE FOR JETS CB REVIS (4/21) – The Bucs trade a first round pick (13th overall) in the 2013 NFL Draft and a conditional draft pick in the 2014 NFL Draft to the New York Jets for three-time All-Pro CB Darrelle Revis. A four-time Pro Bowl selection and the 2009 AFC Defensive Player of the Year, Revis is widely considered one of the best cornerbacks in the NFL.

SAPP INDUCTED INTO HALL OF FAME (8/4) – DT Warren Sapp joins DE Lee Roy Selmon as the only Buccaneers in the NFL Hall of Fame. Sapp is inducted by his daughter, Mercedes.

SAPP ENTERS RING OF HONOR; HAS NUMBER RETIRED (1/11) – After his Hall of Fame induction in August, Sapp was chosen for the Buccaneers Ring of Honor at halftime of a Monday Night Football contest against Miami. Sapp's No. 99 was also officially retired by the team.

MCCOY & REVIS SELECTED TO PRO BOWL (12/26) – DT Gerald McCoy and CB Darrelle Revis were selected to play in the 2014 Pro Bowl. McCoy earns the honors for the second time in his career, becoming only the fourth Buccaneers defensive lineman to earn multiple Pro Bowl berths. It is Revis' fifth career Pro Bowl selection and his first with the Buccaneers.

SCHIANO, DOMINIK DISMISSED (12/30) – The Buccaneers announce the dismissal of head coach Greg Schiano and general manager Mark Dominik. Schiano coached the team for two seasons, tallying a 11-21 record.

2014

SMITH NAMED HEAD COACH (1/2) – Former Chicago Bears head coach Lovie Smith is named as the 10th head coach in Buccaneers history. Smith spent nine seasons as the head coach of the Bears (2004-12). The 2005 Associated Press Coach of the Year, Smith amassed a record of 81-63 with Chicago, earning three division titles, two NFC Championship game appearances and a berth in Super Bowl XLII.

MCCOY AND DAVID NAMED FIRST-TEAM ALL-PRO (1/3) – Defensive tackle Gerald McCoy and linebacker Lavonte David each earn first-team Associated Press All-Pro honors, becoming the first Buccaneers teammates to earn the distinction since 2005. David joins Hardy Nickerson and Derrick Brooks as the only linebackers in team history to be selected, while McCoy is the team's fourth defensive lineman to be honored (Simeon Rice, Warren Sapp and Lee Roy Selmon).

LICHT NAMED GENERAL MANAGER (1/21) – The Buccaneers hire Jason Licht as the fifth general manager in franchise history. In his career, the clubs that Licht has worked for have amassed nine playoff appearances, eight division championships, four conference championships and one Super Bowl title.

BUCCANEERS AND NIKE UNVEIL NEW LOGO AND UNIFORM DESIGN (3/3) – As part of a unique and innovative social media rollout, the Buccaneers debut their new NFL Nike Elite 51 Uniform designs, incorporating many of the unique historical aspects of the Tampa Bay area and featuring a refreshed color scheme honoring the franchise's past and present, while confidently positioning the team for the future.

CONCESSIONS RENOVATIONS AT RAMOND JAMES (5/5) – The Buccaneers and Aramark, the team's food and beverage and retail services partner, announce plans for a comprehensive overhaul of the 14 main concourse concession locations and the construction of four additional beverage stands at Raymond James Stadium.

FIRST-EVER 'ALL-OFFENSE' DRAFT BY THE BUCCANEERS (5/10) – Beginning with their selection of wide receiver Mike Evans with the seventh overall pick, the Buccaneers had their first-ever draft of exclusively offensive players. Tampa Bay used all six of its picks in the 2014 NFL Draft to select players on the offensive side of the ball: wide receiver Mike Evans (first round, seventh overall), tight end Austin Seferian-Jenkins (second round, 38th overall), running back Charles Sims (third round, 69th overall), guard Kadeem Edwards (fifth round, 143rd overall), tackle Kevin Pamphile (fifth round, 149th overall) and wide receiver Robert Herron (sixth round, 185th overall).

BUCCANEERS OWNER MALCOLM GLAZER PASSES AWAY (5/28) – Tampa Bay Buccaneers owner Malcolm Glazer passes away at age 85. A dynamic business leader, Glazer helped mold the Buccaneers into a model franchise and one respected league-wide. Since being purchased by Glazer in 1995, the Buccaneers franchise has earned seven playoff berths, five playoff wins, and captured its first Super Bowl championship in 2020.

BROOKS INDUCTED INTO HALL OF FAME (8/2) – LB Derrick Brooks joins former teammate DT Warren Sapp and DE Lee Roy Selmon as the only Buccaneers in the NFL Hall of Fame. Brooks, the franchise's all-time leading tackler, is inducted by his son, Decalon.

BROOKS ENTERS RING OF HONOR; HAS NUMBER RETIRED (9/14) – Just as they did in the 1995, Derrick Brooks followed his teammate Warren Sapp, earning first-ballot Hall of Fame selection, Buccaneers Ring of Honor induction and the retirement of his number – for Brooks, the iconic "double nickel," No. 55.

GERALD MCCOY SIGNS CONTRACT EXTENSION (10/25) – Defensive tackle Gerald McCoy signs a seven-year contract extension, which makes him the highest-paid defensive tackle in the NFL.

EVANS IS YOUNGEST PLAYER IN NFL HISTORY WITH 200 RECEIVING YARDS (11/16) – Bucs rookie wide receiver Mike Evans had a banner day against the Washington Redskins, catching seven passes for 209 yards and two touchdowns, en route to a 27-7 Buccaneers victory. Evans' 209 receiving yards rank as the third-most in team history and, at 21 years old, he is the youngest player in NFL history with 200 receiving yards in a game.

MCCOY SELECTED TO THIRD CONSECUTIVE PRO BOWL (12/23) – Defensive tackle Gerald McCoy was named to the 2015 Pro Bowl, his third consecutive season being honored. He is the first Buccaneers player to earn nominations in three consecutive seasons since Ronde Barber (2004-06) and Derrick Brooks (1997-2006). He joins Pro Football Hall of Famers Warren Sapp (seven) and Lee Roy Selmon (six) as the only Buccaneers defensive linemen to earn at least three Pro Bowl Selections..

EVANS SETS FRANCHISE RECORD FOR RECEIVING TOUCHDOWNS (12/28) - Capping off one of the best rookie seasons in Buccaneers history, Mike Evans catches his 12th touchdown of the year in the season finale against the New Orleans Saints, establishing a new franchise record for receiving touchdowns in a season. Evans finishes the year with 68 catches for 1,051 yards and 12 touchdowns.

2015

MCCOY NAMED SECOND-TEAM ALL-PRO (1/2) - Defensive tackle Gerald McCoy is named second-team All-Pro by the Associated Press, becoming the first Buccaneer to be distinguished in consecutive seasons since Ronde Barber (first-team 2004-05, second-team 2006).

KOETTER NAMED OFFENSIVE COORDINATOR (1/8) - Dirk Koetter is named offensive coordinator, following three seasons with the Atlanta Falcons, during which time he helped lead the team to a top 10 offense and a top five passing offense.

TEAM SELECTS JAMEIS WINSTON WITH THE FIRST OVERALL PICK IN THE 2015 NFL DRAFT (4/30) - With the first pick in the 2015 NFL Draft, the Buccaneers select quarterback Jameis Winston. Winston becomes the fifth player ever selected by Tampa Bay with the No. 1 overall pick, joining Vinny Testaverde (1987), Bo Jackson (1986), Ricky Bell (1977) and Hall of Famer Lee Roy Selmon (1976). The 2013 Heisman winner played in 27 career games at Florida State, posting a 26-1 record and helping lead his team to a BCS National Championship.

BUCCANEERS INTRODUCE RED (8/6) - The Buccaneers introduce their RED movement, designed to change the way female fans connect with their home team and own their individual football experience.

LAVONTE DAVID SIGNS CONTRACT EXTENSION (8/10) - Linebacker Lavonte David signs a contract extension, which is scheduled to last through 2020 and makes him the highest-paid 4-3 outside linebacker in the NFL.

ALSTOTT ENTERS RING OF HONOR (10/4) - Mike Alstott is the first of two Buccaneers Ring of Honor inductees for 2015, along with former Buccaneers QB Doug Williams. Alstott -selected during halftime against the Carolina Panthers - is the franchise's all-time leader in total touchdowns (71), and rushing touchdowns (58). His six Pro Bowl selections are a franchise record for an offensive player.

COMPREHENSIVE RENOVATIONS PLANNED FOR RAYMOND JAMES STADIUM (12/2) - The Buccaneers and Tampa Sports Authority reached an agreement that would result in a comprehensive renovation of Raymond James Stadium. Phase 1 included the installation of new, state-of-the-art HD video boards in each end zone, four HD tower displays in each corner of the lower bowl and HD ribbon boards in the center ring of the suite level. The project also included a new, state-of-the-art sound system and concession upgrades, in addition to the renovation of all luxury suites. The second phase of the renovations will include an extensive renovation of the east and west club lounges, expansions of the general concourse, construction of a team store and other general fan enhancements.

WILLIAMS ENTERS RING OF HONOR (12/6) - Doug Williams joins Mike Alstott as the second of the Buccaneers 2015 inductions into the Ring of Honor, being inducted at halftime against the Atlanta Falcons. During his five years with the Buccaneers, Williams helped lead the team to three playoff berths and an appearance in the 1979 NFC Championship game.

2016

WINSTON FINISHES RECORD-SETTING ROOKIE SEASON (1/3) - Jameis Winston finishes his rookie season throwing for 325 yards at Carolina, bringing his season total to 4,042, a Buccaneers rookie record and the third-most by a rookie quarterback in NFL history. Winston also accounted for 28 total touchdowns during his rookie campaign, the most ever by a Buccaneers quarterback and tied for the third-most by a rookie in NFL history.

LOVIE SMITH DISMISSED (1/6) - The Buccaneers announce the dismissal of head coach Lovie Smith. Smith coached the team for two seasons, tallying an 8-24 record.

DIRK KOETTER NAMED HEAD COACH (1/15) - After spending the 2015 season as Tampa Bay's offensive coordinator, Dirk Koetter is named the 11th coach in Buccaneers history. In his only year with the Buccaneers, Koetter helped guide an offense that set a franchise record for total yards and finished in the top five in total offense in the NFL - the first time doing so in team history.

FOUR PLAYERS NAMED TO PFWA ALL-ROOKIE TEAM (1/19) - The Buccaneers lead the NFL and set a team record after having four players selected to the Pro Football Writers of America's All-Rookie team, with QB Jameis Winston, T Donovan Smith, G Ali Marpet and LB Kwon Alexander earning spots.

FIVE BUCCANEERS SELECTED TO PRO BOWL (1/25) - With Jameis Winston's addition to the Pro Bowl roster, he joins linebacker Lavonte David, guard Logan Mankins, running back Doug Martin and defensive tackle Gerald McCoy as one of five Buccaneers to be selected. Tampa Bay's five selections are the most for the team since 2002, when seven were chosen.

WINSTON NAMED PEPSI ROOKIE OF THE YEAR (2/5) - After earning three Pepsi Rookie of the Week awards during the course of the 2015 season, Winston is chosen as the 2015 Pepsi Rookie of the Year.

JACKSON SELECTED AS SALUTE TO SERVICE AWARD WINNER (2/5) - The NFL and USAA award Vincent Jackson the 2015 Salute to Service Award presented by USAA, the league's Official Military Appreciation Sponsor.

DUNGY INDUCTED INTO HALL OF FAME (8/2) - Former Buccaneers HC Tony Dungy is inducted into the Hall of Fame, joining LB Derrick Brooks, DT Warren Sapp and DE Lee Roy Selmon as the only Buccaneers in the NFL Hall of Fame. Dungy, whose .563 winning percentage is the highest in franchise history, is inducted by former teammate, Donnie Shell.

BUCCANEERS UNVEIL NEW RAYMOND JAMES STADIUM EXPERIENCE (8/26) - In the Buccaneers' first preseason homecoming game of the 2016 schedule, fans get their first chance to see the team's all-new video boards and sound system, as well as the team's premium seating Hall of Fame Club. The new main video displays, tower displays and ribbon boards measure a total display area of 28,416 square feet - the third-largest mark in the NFL.

LYNCH ENTERS RING OF HONOR (11/6) - On a primetime Thursday Night Football matchup against the Atlanta Falcons, former Buccaneers safety John Lynch is inducted into the team's Ring of Honor. Lynch was part of the Super Bowl XXXVII championship team and earned five Pro Bowl selections during his time with Tampa Bay, along with four All-Pro choices.

EVANS & MCCOY SELECTED TO PRO BOWL (12/20) - WR Mike Evans is selected to his first career Pro Bowl, while DT Gerald McCoy earns his fifth career and fifth consecutive trip.

2017

EVANS TIES OWN FRANCHISE RECORD FOR RECEIVING TOUCHDOWNS (1/1) - After setting the franchise record for receiving touchdowns during his rookie season, WR Mike Evans matches it with his 12th touchdown catch of the year in the season finale against the Carolina Panthers, establishing a new franchise record for receiving touchdowns in a season. Evans finishes the year with 96 catches for 1,321 yards and 12 touchdowns.

WINSTON THROWS 50TH TOUCHDOWN PASS (1/1) - In the season finale against the Carolina Panthers, QB Jameis Winston throws his 50th career touchdown pass, becoming the youngest player in NFL history to reach 50 career touchdown passes at 22 years old.

BUCCANEERS POST WINNING RECORD (1/1) - With a 17-16 win over the Carolina Panthers in their final regular season game, the Buccaneers posted a 9-7 record on the year, the team's first winning record since 2010. Dirk Koetter's nine wins in his first year as the head coach are the second-most by any Buccaneers coach in their first season.

THREE BUCCANEERS SELECTED TO AP ALL-PRO TEAM (1/6) - In addition to their Pro Bowl berths, WR Mike Evans and DT Gerald McCoy also earned second-team All-Pro honors, alongside LB Lavonte David.

HARGREAVES SELECTED TO PFWA ALL-ROOKIE TEAM (1/17) - 2016 first-round pick Vernon Hargreaves was selected to the Pro Football Writers of America's All-Rookie team, becoming the first Tampa Bay cornerback to earn the distinction since Donnie Abraham in 1996.

GLAZER ENTERS RING OF HONOR (10/5) - On nationally-televised Thursday Night Football, late owner Malcolm Glazer is inducted into the team's Ring of Honor. Glazer purchased the team in 1995 for a then-record \$192 million. In 1997 the team broke a 16-year postseason drought and eventually won Super Bowl XXXVII in January 2003.

GRUDEN ENTERS RING OF HONOR (12/18) - At halftime of Tampa Bay's Monday Night Football contest against the NFC South rival Atlanta Falcons, former head coach Jon Gruden is inducted into the team's Ring of Honor. Gruden, who served as the team's head coach from 2002-08, guided the Buccaneers to a 12-4 record in his first season, including a win in Super Bowl XXXVII. He finished his Buccaneers career with 57 wins - the most in team history.

MCCOY SELECTED TO SIXTH CONSECUTIVE PRO BOWL (12/19) - Defensive tackle Gerald McCoy was named to the 2018 Pro Bowl, his sixth consecutive season being honored. His six career selections are the third-most in team history and trails only Hall of Famers Derrick Brooks and Warren Sapp.

2018

ALEXANDER EARNS FIRST CAREER PRO BOWL SELECTION (1/16) - Linebacker Kwon Alexander is added to the 2018 Pro Bowl roster, becoming the seventh linebacker in franchise history to earn the distinction.

BRATE & EVANS SIGNED TO SIX-YEAR CONTRACTS (1/16) - Tight end Cameron Brate and wide receiver Mike Evans each sign six-year contracts.

BUCCANEERS TRADE FOR JASON PIERRE-PAUL (3/22) - The Buccaneers acquired two-time Pro Bowl defensive end Jason Pierre-Paul in a trade with the New York Giants.

BUCCANEERS TRAINING FACILITY RE-NAMED (8/27) - AdventHealth and the Tampa Bay Buccaneers unveiled a new name and logo for the NFL team's training facility and business offices, which will now be named the AdventHealth Training Center. .

FITZPATRICK WINS CONSECUTIVE NFC OFFENSIVE PLAYER OF THE WEEK AWARDS (9/19) - Quarterback Ryan Fitzpatrick posts consecutive 400-yard, four-touchdown games to start the season, earning back-to-back NFC Offensive Player of the Week honors, becoming the only player in NFL history to throw for at least 400 yards and four touchdowns in the first two games of the season.

FITZMAGIC CONTINUES (9/24) - Quarterback Ryan Fitzpatrick posts his third consecutive 400-yard game, becoming the first player in NFL history to post three consecutive 400-yard games.

EVANS SETS FRANCHISE RECORD (9/24) - On Monday Night Football against the Pittsburgh Steelers, wide receiver Mike Evans becomes the franchise's all-time touchdown reception leader, passing tight end Jimmie Giles.

DUNGY INDUCTED INTO RING OF HONOR (9/24) - At halftime of Tampa Bay's Monday Night Football contest against Pittsburgh Steelers, former head coach Tony Dungy is inducted into the team's Ring of Honor. Dungy, a 2016 Pro Football Hall of Fame enshrinee, amassed a 54-42 regular season record as head coach of the Buccaneers, posting a franchise-best .563 winning percentage and four playoff appearances.

MARPET SIGNED TO SIX-YEAR CONTRACT (10/9) - Guard Ali Marpet signs a six-year contract.

EVANS BECOMES BUCCANEERS ALL-TIME LEADING RECEIVER (10/14) - Against the Atlanta Falcons, Evans surpasses Mark Carrier for the most receiving yards in team history.

DEFENSIVE COORDINATOR MIKE SMITH DISMISSED (10/15) - Smith is replaced by Mark Duffner, who previously served as the team's linebackers coach.

BUCCANEERS SET FIRST DOWN RECORD (10/21) - In an overtime contest against the Cleveland Browns, the Buccaneers record 34 first downs (31 in regulation) to establish a new franchise record for first downs in a game.

TEAM RECORDS MOST YARDS IN FRANCHISE HISTORY (10/28) - Facing the Cincinnati Bengals on the road, the Buccaneers rack up 576 yards of offense, the most in team history, surpassing the previous team record of 573, established in 1980.

DESEAN JACKSON MAKES NFL HISTORY (10/28) - Jackson records his 24th career touchdown of 60 or more yards, surpassing Jerry Rice (23) for the most such touchdowns in NFL history.

PIERRE-PAUL TIES FRANCHISE RECORD (10/28) - Defensive end Jason Pierre-Paul registers his sixth consecutive game with a sack, tying Simeon Rice for the longest streak in Buccaneers history.

PIERRE-PAUL REACHES DOUBLE-DIGIT SACKS (11/25) - Against the San Francisco 49ers, defensive end Jason Pierre-Paul reaches double-digit sacks, becoming the first Buccaneers player to do so since 2005 (Simeon Rice).

ADAMS TIES FRANCHISE RECORD (12/2) - Facing the Carolina Panthers, safety Andrew Adams records three interceptions, joining Ronde Barber (twice) and Aqib Talib as the only players in franchise history to post at least three interceptions in the same game.

WINSTON BECOMES FRANCHISE LEADER IN PASSING TOUCHDOWNS (12/2) - Against the Carolina Panthers, quarterback Jameis Winston throws two touchdown passes, surpassing Josh Freeman for the most career touchdown passes in team history.

DAVID SETS FRANCHISE RECORD (12/16) - Linebacker Lavonte David, in a game at the Baltimore Ravens, records his 13th career fumble recovery, surpassing Ronde Barber (12) for the most fumble recoveries in Buccaneers history.

EVANS SETS FRANCHISE SINGLE-SEASON MARK (12/30) - In the regular season finale against the Atlanta Falcons, wide receiver Mike Evans establishes a new franchise record for receiving yards in a season, finishing the year with 1,524 yards. The previous best had been set by Mark Carrier in 1989 (1,422).

BUCCANEERS OFFENSE IN THE RECORD BOOKS (12/30) - The 2018 Buccaneers offense finished the season with new franchise records in points scored (396), total yards (6,648), passing yards (5,125), touchdowns (49), passing touchdowns (36), first downs (388), passing first downs (265), third down conversion rate (46.0%), yards per play (6.30) and net yards per pass play (7.70).

DIRK KOETTER RELIEVED OF DUTIES (12/30) - The Buccaneers announced the dismissal of head coach Dirk Koetter, who coached the team for three seasons, amassing a 19-29.

2019

EVANS NAMED TO PRO BOWL (1/7) - Wide receiver Mike Evans is added to the 2019 Pro Bowl roster, his second career selection to the contest, establishing him as the first wide receiver in team history to make multiple Pro Bowls with the Buccaneers.

BUCCANEERS NAME BRUCE ARIANS HEAD COACH (1/7) - Bruce Arians is named the 12th head coach in franchise history. Arians is a two-time Associated Press NFL Coach of the Year, earning the award in 2012 (Indianapolis Colts) and in 2014 (Arizona Cardinals). He is the only coach in NFL history to earn the award multiple times in a three-year span with different teams and is one of only 12 coaches in NFL history to win the award multiple times

DONOVAN SMITH SIGNED TO THREE-YEAR CONTRACT (3/5) - Left tackle Donovan Smith signs a three-year contract. Smith has started all 64 games in his first four NFL seasons.

BUCCANEERS HIRE FULL-TIME WOMEN COACHES (3/20) - Buccaneers hire Maral Javadifar (assistant strength and conditioning coach) and Lori Locust (assistant defensive line coach). Locust and Javadifar are the first full-time female coaches in franchise history and the Buccaneers became the first NFL team with two female coaches on staff

JAMEIS WINSTON BECOMES FRANCHISE'S ALL-TIME LEADING PASSER (9/8) - In the 2019 season opener, quarterback Jameis Winston surpassed Vinny Testaverde (14,820) for the most passing yards in franchise history. He finished the season with 19,737 yards passing to rank atop the record books.

SHAQUIL BARRETT BECOMES FIRST PLAYER IN FRANCHISE HISTORY WITH 3.0-OR-MORE SACKS IN BACK-TO-BACK GAMES (9/22) - The outside linebacker racked up 3.0 sacks in Week 2 at Carolina before registering 4.0 more in Week 3 against the New York Giants, becoming the first player in team history to rack up 3.0+ sacks in back-to-back games. His 8.0 sacks through three games tied the NFL record for the most by any player in his team's first three games (Mark Gastineau, 1984 New York Jets).

BUCCANEERS SET SINGLE-GAME POINTS RECORD (9/29) - In a 55-40 shootout with the Los Angeles Rams in Week 4, Tampa Bay set a new team record for points scored in a single game.

MIKE EVANS BECOMES FIRST PLAYER IN FRANCHISE HISTORY WITH 175-OR-MORE RECEIVING YARDS IN BACK-TO-BACK GAMES (11/3) - Three-time Pro Bowl wide receiver Mike Evans became the first player in team history to surpass 150+ yards receiving in back-to-back games, as well as the first to record 175+ receiving yards when he followed up a 11-reception, 198-yard game at Tennessee on 10/27/19 with a 12-catch, 180-yard performance at Seattle on 11/3. He also joined James Wilder as the only players in team history to record consecutive games with at least 10 receptions.

MIKE EVANS BECOMES YOUNGEST PLAYER IN NFL HISTORY TO REACH 7,000 CAREER RECEIVING YARDS (11/10) - Evans surpassed 7,000 career receiving yards on 11/10/19 vs. Arizona. At 26 years, 81 days old, Evans became the youngest player in league history to reach that mark, beating out Larry Fitzgerald (26 years, 111 days), DeAndre Hopkins (26 years, 186 days) and Randy Moss (26 years, 220 days).

MIKE EVANS JOINS RANDY MOSS IN ELITE CLUB (11/24) - Evans and Pro Football Hall of Famer Randy Moss are the only two players in NFL history to record 1,000-or-more receiving yards in each of their first six seasons.

MIKE EVANS AND CHRIS GODWIN MAKE HISTORY (11/24) - Wide receiver duo Mike Evans and Chris Godwin became the first pair of receiver teammates to each have three games with 150-plus receiving yards in a single season. They later became the first pair of Buccaneers teammates to surpass 1,100 yards receiving in the same season.

JAMEIS WINSTON SETS SINGLE-SEASON FRANCHISE PASSING RECORD (12/8) - Tampa Bay's all-time leading passer Jameis Winston set a new single-season record for passing yards with three games remaining in the 2019 season. He finished the year with 5,109 passing yards, becoming the first Buccaneers quarterback to hit the 5,000-yard passing milestone in team history.

JAMEIS WINSTON BECOMES FIRST PLAYER IN NFL HISTORY TO PASS FOR 450-OR-MORE YARDS IN BACK-TO-BACK GAMES (12/15) - Winston threw for 456 yards on 12/8/19 vs. Indianapolis before racking up a career-high 458 yards passing on 12/15 at Detroit. Those performances rank as the third and fourth-best single game passing performances in team history.

JAMEIS WINSTON SETS SINGLE-SEASON FRANCHISE PASSING TOUCHDOWN RECORD (12/15) - Winston set a new single-season record for passing touchdowns when he hit 30 on 12/15/19 at Detroit, surpassing his own record of 28 set in 2016). He finished the year with a record-setting 33 touchdowns.

BUCCANEERS BREAK SINGLE-SEASON TEAM SCORING RECORD (12/15) - The 2019 Buccaneers surpassed the 2018 team (396 points) for the most points scored in a single season in team history as they surpassed the 400-point mark in Week 15 at Detroit. Tampa Bay finished with a record-setting 458 points scored in 2019.

THREE BUCCANEERS SELECTED TO 2020 PRO BOWL (12/17) - Wide receiver Mike Evans earned his third career Pro Bowl selection, while wide receiver Chris Godwin and outside linebacker Shaquil Barrett were each named to the Pro Bowl for the first time in their careers.

BUCCANEERS BREAK SINGLE-SEASON TEAM TOUCHDOWN RECORD (12/21) - The 2019 Buccaneers surpassed the 2018 team (49 touchdowns) for the most touchdowns scored in a single season in team history as they surpassed the previous mark in Week 16 vs. Houston. Tampa Bay finished with a record-setting 54 touchdowns in 2019. The four fumble recovery touchdowns and six total defensive touchdowns also each set Tampa Bay single-season franchise records.

SHAQUIL BARRETT BREAKS WARREN SAPP'S SINGLE-SEASON SACK RECORD (12/29) - Barrett finished out his first year with the Buccaneers notching 3.0 sacks in Week 17 vs. Atlanta, giving him 19.5 on the season to surpass Warren Sapp (16.5 in 2000) for the most sacks by a Buccaneers player in a single season.

LAVONTE DAVID REACHES 1,000 CAREER TACKLES (12/29) - The veteran inside linebacker surpassed 1,000 career tackles in Week 17 to join Derrick Brooks (2,198), Ronde Barber (1,428) and Hardy Nickerson (1,028) as the only four players in team history with 1,000 career tackles. David finished with 1,005 through his eighth season.

LAVONTE DAVID JOINS RAY LEWIS IN ELITE CLUB (12/29) – David joined Pro Football Hall of Famer Ray Lewis as the only two players in NFL history to record 1,000 tackles, 20.0 sacks and 10 interceptions through eight career seasons, since sacks became an official statistic in 1982.

2020

SHAQUIL BARRETT AND CHRIS GODWIN NAMED AP SECOND-TEAM ALL-PRO (1/3) – Outside linebacker Shaquil Barrett led the league with a franchise-record 19.5 sacks in 2019, securing his first AP All-Pro recognition. Third-year receiver Chris Godwin also earned All-Pro honors for the first time after finishing third in the NFL with 1,333 receiving yards and tied for fourth with nine receiving touchdowns.

BUCCANEERS SIGN SIX-TIME SUPER BOWL CHAMPION TOM BRADY (3/20) – Tampa Bay acquired three-time NFL MVP and 14-time Pro Bowl quarterback Tom Brady during 2020 free agency. Brady entered the 2020 season ranked second in NFL history for both passing yards (74,751) and passing touchdowns (541).

BUCCANEERS REVEAL NEW UNIFORMS PRIOR TO 2020 SEASON (4/7) – Tampa Bay unveiled a fresh look for the 2020 season, featuring the distinctive style that defined the franchise's most successful era from 1997-2013. The team introduced an all-pewter color rush uniform for the first time.

TAMPA BAY ACQUIRED FOUR-TIME ALL-PRO ROB GRONKOWSKI IN TRADE (4/21) – The Buccaneers acquired tight end Rob Gronkowski in a trade with the New England Patriots. Gronkowski joined the Buccaneers after racking up five Pro Bowl nods, four All-Pro seasons and three Super Bowl titles over his first nine years in the NFL.

NFL CONDUCTS FIRST EVER VIRTUAL NFL DRAFT DUE TO THE COVID-19 PANDEMIC, BUCCANEERS SELECT TRISTAN WIRFS (4/21) – Due to the coronavirus pandemic, the NFL was forced to move its NFL Draft, scheduled to be in Las Vegas, to an all-virtual event. The Buccaneers traded up with the San Francisco 49ers in the first round to select tackle Tristan Wirfs with the No. 13 overall pick in the 2020 NFL Draft.

TOM BRADY BECOMES WINNINGEST PLAYER IN NFL HISTORY (10/4) – Leading the Buccaneers to a 38-31 win over the Los Angeles Chargers on Oct. 4, Brady earned his 222nd win in the NFL, surpassing Adam Vinatieri (221) for the most regular-season wins in NFL history.

TOM BRADY MATCHES SINGLE-GAME PASSING TOUCHDOWN RECORD (10/4) – In just his fourth game as a member of the Tampa Bay Buccaneers, quarterback Tom Brady tied the franchise's single-game passing record with five touchdown passes vs. the Los Angeles Chargers on Oct. 4.

BUCCANEERS EARN CONSECUTIVE 25-POINT WINS FOR THE FIRST TIME IN TEAM HISTORY, SECURE FIRST EVER WIN IN LAS VEGAS (10/25) – Tampa Bay earned a 38-10 win over the Green Bay Packers on Oct. 18 followed by a 45-20 win over the Las Vegas Raiders on Oct. 25, marking the first time in franchise history that the Buccaneers won back-to-back games by 25-or-more points. The latter game was the team's first ever game played in Las Vegas.

RONALD JONES II SCORES LONGEST OFFENSIVE TOUCHDOWN IN TEAM HISTORY (11/15) – Running back Ronald Jones II scored on a 98-yard run vs. the Carolina Panthers, securing the longest offensive touchdown in team history. He became one of just four players in NFL history to record a rush of 98-or-more yards. Jones also set a career high with 192 yards rushing in the game, tied for the fifth-most in a single game in team history.

JUSTIN WATSON BECOMES FIRST WIDE RECEIVER IN NFL HISTORY TO RECORD A SACK (11/15) – Playing on special teams, wide receiver Justin Watson stuffed a pass attempt on a fake punt, becoming the first wide receiver in NFL history to earn a sack.

TOM BRADY SURPASSES DREW Brees FOR THE NFL'S ALL-TIME PASSING TOUCHDOWN RECORD (11/23) – Tom Brady threw a pair of touchdown passes vs. the Los Angeles Rams on Nov. 23, claiming the NFL's all-time passing touchdown record.

BUCCANEERS CLINCH PLAYOFF BERTH, SNAPPING 12-YEAR POSTSEASON DROUGHT (12/26) – Tampa Bay earned its second-largest win in team history, with a 47-7 rout of the Detroit Lions on Dec. 26, securing the team's first playoff berth since 2007.

TOM BRADY SETS SINGLE-SEASON FRANCHISE PASSING TOUCHDOWN RECORD, EARNS PERFECT PASSER RATING (12/26) – In his one half of game action vs. Detroit, Brady completed 22-of-27 passes for 348 yards and four touchdowns, with zero turnovers, earning a perfect 158.3 passer rating. The four touchdowns helped Brady to surpass Jameis Winston (36) for the most single-season passing touchdowns in team history, as Brady would finish the season with 40.

MIKE EVANS BREAKS SINGLE-SEASON RECEIVING TOUCHDOWN RECORD, JOINS ELITE GROUP (12/26) – Pro Bowl receiver Mike Evans made 10 receptions for 181 yards receiving and two touchdowns at Detroit, securing the franchise record for single-season receiving touchdowns (13). He also became one of just seven players in NFL history with 8,000+ receiving yards and 60+ receiving touchdowns in their first seven seasons.

TAMPA BAY SETS SINGLE-GAME NET YARDAGE RECORD (12/26) – Tampa Bay accumulated 588 yards of total offense in a 47-7 win over Detroit, marking the most single-game net yards in team history and the largest net-yardage differential (+402) in franchise history.

2021

MIKE EVANS SURPASSES RANDY MOSS FOR NFL RECORD (1/3) – In the final game of the 2020 regular season, Mike Evans surpassed the 1,000-yard receiving mark for the seventh consecutive season. He became the first player in NFL history with at least 1,000-or-more receiving yards in seven consecutive seasons to begin his career, surpassing Randy Moss (six-straight seasons).

TOM BRADY SURPASSES BRETT FAVRE FOR MOST STARTS IN NFL HISTORY (1/3) – Tom Brady made his 299th career start on Jan. 3 vs. Atlanta, surpassing Brett Favre (298) for the most starts in NFL history.

TOM BRADY SETS NFL RECORD FOR PLAYER IN HIS FIRST SEASON WITH A TEAM (1/3) – Tom Brady finished the 2020 regular season with 40 touchdown passes, surpassing Peyton Manning (37 in 2012 with Denver) for the most touchdown passes in NFL history by a player in his first season with a team (includes rookies).

TOM BRADY BREAKS FRANCHISE'S SINGLE-SEASON PASSER RATING RECORD (1/3) – In a record-breaking first season with the Buccaneers, Tom Brady finished the year with a 102.2 passer rating, the best single-season mark in team history.

LAVONTE DAVID MOVES INTO TOP FIVE FOR MOST GAMES STARTED FOR TAMPA BAY (1/3) – Linebacker Lavonte David tied Buccaneers Ring of Honor member Mike Alstott (137) for the fifth-most starts by a player in team history.

RYAN SUCCOP BREAKS SINGLE-SEASON POINTS RECORD (1/3) – In his first year in Tampa Bay, Succop finished the season with 136 points scored – the most points scored by a player in a single season in team history.

BUCCANEERS BREAK SINGLE-SEASON TEAM SCORING, TOUCHDOWN RECORDS (1/3) - The 2020 Buccaneers surpassed the 2019 team (458 points) for the most points scored in a single season in team history as they finished with a record-setting 492 points scored in 2020. The Buccaneers also surpassed the 2019 team (54 touchdowns) for the most touchdowns scored in a single season in team history, finishing with a record-setting 59 touchdowns in 2020.

TAMPA BAY ADVANCES TO NFC CHAMPIONSHIP GAME (1/17) - Tampa Bay qualified for the NFC Championship Game for the fourth time in club history by defeating the division-rival New Orleans Saints, 30-20 at the Mercedes-Benz Superdome. Tampa Bay trailed 20-13 with 2:23 remaining in the third quarter before scoring 17 unanswered points to secure the win.

BUCCANEERS CLAIM NFC TITLE (1/24) - Tampa Bay earned its second NFC crown and Super Bowl berth with a 31-26 win over the Green Bay Packers at Lambeau Field. The win marked Tampa Bay's ninth-straight road win dating back to the regular season - the longest road winning streak in franchise history. The Buccaneers were the first No. 5 seed in NFL history to defeat a No. 1 seed in a conference championship game.

TAMPA BAY WINS SUPER BOWL LV, BECOMES FIRST TEAM IN NFL HISTORY TO WIN AT HOME STADIUM (2/7) - The Buccaneers defeated the Kansas City Chiefs, 31-9, in Super Bowl LV at Raymond James Stadium in Tampa, becoming the first team in league history to win the Super Bowl on its home field. The Chiefs, who led the NFL with 415.8 yards of offense per game and who ranked sixth in the NFL in scoring (29.6 points per game) during the regular season, were held to just nine points by Tampa Bay's defense - tied for the 10th-fewest points allowed in Super Bowl history. The win marked the eighth consecutive win for the Buccaneers dating back to the regular season, securing the longest winning streak in team history. It was also the seventh consecutive game in which Tampa Bay scored 30-or-more points to finish the season. Quarterback Tom Brady won Super Bowl MVP honors, securing his fifth Super Bowl MVP award - the most in NFL history.

WORLD CHAMPIONS PARADE THROUGH TAMPA (2/10) - Following their 31-9 victory over Kansas City in Super Bowl LV, the World Champion Tampa Bay Buccaneers paraded down the Hillsborough River in the franchise's first ever boat parade to celebrate the organization's second Super Bowl title.

TAMPA BAY RETURNS ALL 22 STARTERS FROM SUPER BOWL TEAM (4/5) - In an unprecedented effort by the front office, the Buccaneers were able to return all 22 starters from the Super Bowl LV championship team, becoming the first to do so in the salary cap era. Tampa Bay was the first team since the 1979 Pittsburgh Steelers to return all of its Week 1 starters from a Super Bowl season and the first team since the 1977 Raiders to return all 22 starters from the Super Bowl gameday roster.

BUCCANEERS RECEIVE SUPER BOWL LV CHAMPIONSHIP RINGS (7/22) - Buccaneers players, coaches and staff received their Super Bowl LV Championship rings, featuring first-of-its-kind twist off top that revealed a hand-engraved, three-dimensional replica of Raymond James Stadium, in honor of the team becoming the first to win a Super Bowl in its home stadium.

JOHN LYNCH INDUCTED INTO HALL OF FAME (8/8) - Former Buccaneers safety John Lynch is inducted into the Hall of Fame, joining LB Derrick Brooks, HC Tony Dungy, DT Warren Sapp and DE Lee Roy Selmon as the only Buccaneers in the NFL Hall of Fame. Lynch earned five Pro Bowl selections and two Associated Press first-team All-Pro honors in his 11 seasons with the Buccaneers. He was a vital part of the Buccaneers secondary that brought the organization its first Super Bowl title following the 2002 season.

TOM BRADY SURPASSES DREW BREES FOR THE NFL'S ALL-TIME PASSING YARDS RECORD (10/3) - Against his former team, the New England Patriots, quarterback Tom Brady surpassed Drew Brees (80,358) for the most passing yards in NFL history. In the process, Brady also joined Brees, Brett Favre and Peyton Manning as the only quarterbacks in league history to defeat all 32 NFL teams.

BUCCANEERS DEFENSE HOLDS PATRIOTS TO FRANCHISE RECORD -1 RUSHING YARDS (10/3) - Tampa Bay set a new single-game record for fewest rushing yards allowed, shutting down New England for -1 rushing yards.

TOM BRADY CAPTURES NFL RECORDS FOR MOST CAREER GAMES WITH THREE-OR-MORE OR FOUR-OR-MORE PASSING TOUCHDOWNS (10/31) - Tom Brady threw four touchdown passes at New Orleans, setting a new NFL record with his 38th career game with four-or-more passing touchdowns. In the same game, he also passed Drew Brees for the most games with three-or-more passing touchdowns.

MIKE EVANS BREAKS MIKE ALSTOTT'S CAREER FRANCHISE TOUCHDOWN RECORD (11/22) - Mike Evans recorded the 72nd touchdown of his Buccaneers career, surpassing Mike Alstott for the most in team history.

CHRIS GODWIN SECURES SINGLE-GAME FRANCHISE RECEPTION RECORD (12/5) - Wide receiver Chris Godwin hauled in 15 catches at Indianapolis, setting a new single-game reception record for Tampa Bay.

BUCCANEERS GRANTED ACCESS TO GERMANY AS INTERNATIONAL HOME MARKETING AREA (12/15) - The Buccaneers were one of 18 teams granted marketing rights to a new international market, paving the way for Tampa Bay to begin marketing, partnership, fan events and other marketing activities in Germany. Additionally, this initiative revealed the news that the Buccaneers would soon play their first ever game in Germany at a date to be announced later.

FRANCHISE-RECORD TYING NINE BUCCANEERS NAMED TO 2022 PRO BOWL ROSTER (12/22) - The Buccaneers had nine players named to the 2022 Pro Bowl, tying the 2000 Buccaneers for the most selections in franchise history. Quarterback Tom Brady earned his NFL-record 15th Pro Bowl selection, wide receiver Mike Evans received his fourth career selection and outside linebacker Shaquil Barrett garnered his second career selection, while center Ryan Jensen, guard Ali Marpet, nose tackle Vita Vea, linebacker Devin White, safety Antoine Winfield Jr. and tackle Tristan Wirfs each were named to the first Pro Bowl of their respective careers.

BUCCANEERS CAPTURE SEVENTH NFC SOUTH DIVISION TITLE (12/26) - Tampa Bay defeated the Carolina Panthers 32-6 to claim its seventh division title in franchise history.

2022

TAMPA BAY EARNS 13TH REGULAR SEASON VICTORY TO SET NEW FRANCHISE RECORD (1/9) - Tampa Bay defeated the Carolina Panthers 41-17 to claim its 13th win of the 2021 regular season, surpassing the 2002 Buccaneers for the most wins in a single season in team history, while also setting a team record for the highest win percentage in a season (.765).

MIKE EVANS SETS NEW SINGLE SEASON TOUCHDOWN RECORD, JOINS ELITE GROUP (1/9) - Wide receiver Mike Evans made six receptions for 89 yards and two touchdowns in the final week of the 2021 regular season, setting a new franchise single-season record for touchdown receptions (14). He also extended his NFL record for consecutive 1,000-yard receiving seasons to begin a career to eight and became one of just four players in NFL history with 9,000+ receiving yards and 75+ receiving touchdowns through eight seasons, joining Pro Football Hall of Famers Marvin Harrison, Randy Moss and Jerry Rice.

TOM BRADY BREAKS MULTIPLE RECORDS IN 2021 SEASON FINALE (1/9) - Tom Brady set new single-season franchise records for passing yards (5,316) and passing touchdowns (43), while also joining Drew Brees (2008) and Peyton Manning (2013) as the only players in NFL history to lead the league in passing yards, touchdowns, completions and attempts in the same season.

TRISTAN WIRFS BECOMES FIRST BUCCANEERS OFFENSIVE LINEMAN TO EARN FIRST-TEAM AP ALL-PRO HONORS (1/14) - In just his second NFL season, tackle Tristan Wirfs became the first offensive lineman in team history to earn first team AP All-Pro honors, and the first Tampa Bay player at any position with a first-team designation since 2015.

MIKE EVANS BECOMES FRANCHISE LEADER FOR POSTSEASON RECEPTIONS, RECEIVING YARDS AND RECEIVING TOUCHDOWNS (1/23) - Wide receiver Mike Evans recorded 100-or-more yards in each of Tampa Bay's two playoff games following the 2021 season on his way to becoming the franchise's all-time career playoff leader for receptions (28), receiving yards (440) and receiving touchdowns (four). Evans already held the team records for receptions, receiving yards and receiving touchdowns during the regular season.

LEONARD FOURNETTE BECOMES FRANCHISE LEADER FOR POSTSEASON SCRIMMAGE YARDS (1/23) - Running back Leonard Fournette surpassed Mike Alstott (502) for the franchise's all-time career playoff scrimmage yards record, accumulating 555 scrimmage yards through his first two postseason runs in Tampa Bay.

TODD BOWLES TAKES OVER AS BUCCANEERS HEAD COACH (3/30) - In light of Super Bowl-winning head coach Bruce Arians making the decision to transition into a front office role for Tampa Bay, the Buccaneers named Todd Bowles the franchise's 13th head coach. Bowles previously served as the team's defensive coordinator from 2019-21, transforming the Buccaneers defense into one of the league's most productive and opportunistic defenses in the NFL.

MIKE EVANS BECOMES FRANCHISE LEADER FOR SCRIMMAGE YARDS (10/2) - Wide receiver Mike Evans surpassed James Wilder (9,449) for the most scrimmage yards in franchise history. In his first nine seasons, Evans became Tampa Bay's all-time leader in receptions, receiving yards, receiving touchdowns, scrimmage yards and scrimmage touchdowns.

BUCCANEERS PLAY IN NFL'S FIRST EVER GAME IN GERMANY (11/13) - The Tampa Bay Buccaneers defeated the Seattle Seahawks 21-16 at Allianz Arena - the home of FC Bayern Munich in Munich, Germany as part of the NFL's International Series. The game marked the NFL's first ever contest in Germany.

2023

TAMPA BAY BUCCANEERS REPEAT AS NFC SOUTH CHAMPIONS (1/1) - For the first time in franchise history, the Buccaneers earned consecutive division titles after defeating the Carolina Panthers 30-24 at Raymond James Stadium.

RONDE BARBER INDUCTED INTO HALL OF FAME (8/5) - Former Buccaneers defensive back Rondé Barber is inducted into the Hall of Fame, joining LB Derrick Brooks, HC Tony Dungy, S John Lynch, DT Warren Sapp and DE Lee Roy Selmon as the only Buccaneers in the NFL Hall of Fame. Barber earned five Pro Bowl selections and three Associated Press first-team All-Pro honors in his 16 seasons with the Buccaneers. He was a vital part of the Buccaneers secondary that brought the organization its first Super Bowl title following the 2002 season. As of his induction, Barber owns franchise records for games played (241), games started (232), interceptions (47), total touchdowns by a defensive player (14) and defensive touchdowns (12). He also stands as the only player in league history with 45-or-more career interceptions and 25-or-more career sacks.

2024

MIKE EVANS RECORDS 1,000 RECEIVING YARDS FOR THE 10TH-CONSECUTIVE SEASON, MARKING THE SECOND-LONGEST STREAK IN NFL HISTORY (12/3) - Mike Evans hauled in seven receptions for 162 yards and a touchdown vs. the Carolina Panthers to go over the 1,000-yard receiving mark on the season and extend his own NFL record of consecutive 1,000-yard receiving seasons to begin a career. His 10 consecutive seasons with 1,000+ receiving yards trail only Pro Football Hall of Famer Jerry Rice's streak of 11-straight-such seasons.

TAMPA BAY BUCCANEERS WIN THIRD CONSECUTIVE NFC SOUTH TITLE (1/7) - The Buccaneers shut out the Carolina Panthers 3-0 to secure the team's third consecutive division title and fourth consecutive playoff berth. Tampa Bay was the only NFC team to clinch a playoff spot each year from 2020-23.

ANTOINE WINFIELD JR. NAMED AP FIRST-TEAM ALL-PRO (1/12) - In an unprecedented campaign, Winfield Jr. became the lone player since data became available in 1999 with 100+ tackles, three-or-more interceptions, three-or-more forced fumbles, three-or-more fumble recoveries and 3.0+ sacks. He held a share of the league lead in both forced fumbles and fumble recoveries on his way to being the league's highest graded safety by Pro Football Focus.

BAKER MAYFIELD NAMED PFWA MOST IMPROVED PLAYER HIS FIRST SEASON WITH THE BUCCANEERS (1/26) - Mayfield put forth a 2023 season in which he established career highs in completions (364), passing yards (4,044), passing touchdowns (28) and completion percentage (64.3%), while being 1-of-2 NFL players with 28+ passing touchdowns and 10-or-fewer interceptions. He became just the second Tampa Bay player to throw for 4,000+ yards, 25+ touchdowns and 10-or-fewer interceptions in a single season alongside Tom Brady.

MIKE EVANS, BAKER MAYFIELD AND TRISTAN WIRFS EARN SELECTIONS TO 2024 PRO BOWL GAMES (1/30) - It marked the fifth career Pro Bowl honor for Evans, the first for Mayfield and the third for Wirfs in just his fourth NFL season.

BUCCANEERS ALL-TIME HONORS

NFL HALL OF FAME

1995	DE	Lee Roy Selmon
2012	DT	Warren Sapp
2013	LB	Derrick Brooks
2015	HC	Tony Dungy
2021	S	John Lynch
2023	DB	Rondé Barber

NFL PRO BOWL

1978	DT	Dave Pear*
1979	DE	Lee Roy Selmon*
1980	TE	Jimmie Giles*
	LB	David Lewis
	DE	Lee Roy Selmon*
1981	TE	Jimmie Giles*
	DE	Lee Roy Selmon*
1982	TE	Jimmie Giles*
	LB	Hugh Green*
	DE	Lee Roy Selmon*
1983	LB	Hugh Green*
	DE	Lee Roy Selmon*
1984	DE	Lee Roy Selmon*
	RB	James Wilder
	TE	Jimmie Giles
1989	WR	Mark Carrier
1990	CB	Wayne Haddix
1993	LB	Hardy Nickerson*
1996	LB	Hardy Nickerson
1997	FB	Mike Alstott
	LB	Derrick Brooks
	QB	Trent Dilfer
	RB	Warrick Dunn
	SS	John Lynch
	C	Tony Mayberry
	LB	Hardy Nickerson*
	DT	Warren Sapp
1998	FB	Mike Alstott
	LB	Derrick Brooks*
	C	Tony Mayberry
	LB	Hardy Nickerson
	DT	Warren Sapp*
1999	FB	Mike Alstott
	LB	Derrick Brooks*
	SS	John Lynch*
	C	Tony Mayberry
	LB	Hardy Nickerson*
	DT	Warren Sapp*
	CB	Donnie Abraham
	FB	Mike Alstott*
	LB	Derrick Brooks*
	C	Jeff Christy*
	RB	Warrick Dunn
	K	Martin Gramatica
	SS	John Lynch*
	G	Randall McDaniel*
	DT	Warren Sapp*
2001	FB	Mike Alstott*
	CB	Ronde Barber*
	LB	Derrick Brooks*
	WR	Keyshawn Johnson
	SS	John Lynch
	DT	Warren Sapp*
2002	FB	Mike Alstott*
	LB	Derrick Brooks*
	QB	Brad Johnson
	S	John Lynch*
	LB	Shelton Quarles
	DE	Simeon Rice*
	DT	Warren Sapp*
2003	LB	Derrick Brooks*
	WR	Keenan McCardell
	DE	Simeon Rice*
	DT	Warren Sapp
2004	CB	Ronde Barber*
	LB	Derrick Brooks*
2005	CB	Ronde Barber*
	P	Josh Bidwell
	LB	Derrick Brooks*
2006	CB	Ronde Barber*
	LB	Derrick Brooks
	LS	Dave Moore
2007	QB	Jeff Garcia

2008	CB	Ronde Barber*
	LB	Derrick Brooks
	G	Davin Joseph
	KR	Clifton Smith
2010	T	Donald Penn
2011	G	Davin Joseph
2012	WR	Vincent Jackson
	RB	Doug Martin
	DT	Gerald McCoy
2013	DT	Gerald McCoy
	CB	Darrelle Revis
2014	DT	Gerald McCoy
2015	LB	Lavonte David
	G	Logan Mankins
	RB	Doug Martin
	DT	Gerald McCoy
	QB	Jameis Winston
2016	WR	Mike Evans
	DT	Gerald McCoy
2017	LB	Kwon Alexander
	DT	Gerald McCoy
2018	WR	Mike Evans
2019	LB	Shaquil Barrett
	WR	Mike Evans
	WR	Chris Godwin
2020	LB	Jason Pierre-Paul
2021	QB	Tom Brady
	OLB	Shaquil Barrett
	WR	Mike Evans
	C	Ryan Jensen
	G	Ali Marpet
	NT	Vita Vea
	LB	Devin White
	S	Antoine Winfield Jr.
	T	Tristan Wirfs
2022	T	Tristan Wirfs
2023	WR	Mike Evans
	QB	Baker Mayfield
	T	Tristan Wirfs

* Denotes player voted as a starter

ALL-NFC (FIRST TEAM UNLESS OTHERWISE NOTED)

1977	DE	Lee Roy Selmon	SN
1978	DE	Lee Roy Selmon	SN*
1979	TE	Jimmie Giles	UPI (honorable mention)
	LB	David Lewis	UPI
	DE	Lee Roy Selmon	PFW, UPI, SN*
1980	TE	Jimmie Giles	UPI (second team)
	LB	David Lewis	UPI (honorable mention)
	DE	Lee Roy Selmon	UPI
1981	TE	Jimmie Giles	UPI (second team)
	LB	Cecil Johnson	UPI (honorable mention)
	G	Greg Roberts	UPI (second team)
	CB	Mike Washington	UPI (honorable mention)
1982	TE	Jimmie Giles	UPI
	LB	Hugh Green	UPI
	DE	Lee Roy Selmon	UPI
1983	LB	Hugh Green	PFW
	DT	David Logan	PFW
1984	DE	Lee Roy Selmon	PFW
	RB	James Wilder	UPI
1987	LB	Ervin Randle	UPI (second team)
1989	WR	Mark Carrier	UPI (second team)
	T	Paul Gruber	UPI
1990	PK	Steve Christie	FN, PFW, UPI
	T	Paul Gruber	FN
	CB	Wayne Haddix	PFW
1992	CB	Ricky Reynolds	PFW
1996	LB	Hardy Nickerson	UPI (second team)
1997	LB	Derrick Brooks	FN, PFW
	LB	Hardy Nickerson	FN, PFW
	PR	Karl Williams	FN
1998	LB	Derrick Brooks	FN, PFW
	DT	Warren Sapp	PFW
1999	LB	Derrick Brooks	FN, PFW
	S	John Lynch	FN, PFW
	LB	Hardy Nickerson	PFW
	DT	Warren Sapp	FN, PFW
2000	LB	Derrick Brooks	FN, PFW
	K	Martin Gramatica	PFW
	S	John Lynch	FN, PFW
	DT	Warren Sapp	FN, PFW

**ALL-NFC (FIRST TEAM UNLESS OTHERWISE NOTED)
(CONTINUED)**

2001	LB	Derrick Brooks	FN, PFW
	S	John Lynch	PFW
	DT	Warren Sapp	PFW
2002	LB	Derrick Brooks	PFW
	DE	Simeon Rice	PFW
	DT	Warren Sapp	PFW
2004	LB	Derrick Brooks	PFW
2005	CB	Ronde Barber	PFW
	P	Josh Bidwell	PFW
	LB	Derrick Brooks	PFW
2007	S	Jermaine Phillips	PFW/PFWA
2008	PR	Clifton Smith	PFW/PFWA
2013	LB	Lavonte David	PFWA
	DT	Gerald McCoy	PFWA
	DT	Gerald McCoy	PFWA
2015	LB	Lavonte David	PFWA
2019	LB	Shaquil Barrett	PFWA
2020	G	Ali Marpet	PFWA
2021	G	Ali Marpet	PFWA
	T	Tristan Wirfs	PFWA
2023	S	Antoine Winfield Jr.	PFWA

*SN changed title of award to NFC All-Star

ALL-PRO (FIRST TEAM UNLESS OTHERWISE NOTED)

1978	LB	David Lewis	CPFN
	DE	Lee Roy Selmon	AP, CPFN
1979	TE	Jimmie Giles	SI (honorable mention)
	LB	Dewey Selmon	AP (second team)
	DE	Lee Roy Selmon	FN, PFWA, SI
1980	DE	Lee Roy Selmon	AP (second team), CPFN, FD, NEA, PFWA
	CB	Neal Colzie	AP (second team)
	LB	Hugh Green	AP (second team), CPFN, FD, NEA (second team), PFWA, SI
	DE	Lee Roy Selmon	AP (second team), CPFN, FD, PFWA, NEA, SI
1983	LB	Hugh Green	AP (second team), CPFN, FD, SI, SN
1984	G	Sean Farrell	SN
	DE	Lee Roy Selmon	CPFN (second team), SI
	RB	James Wilder	AP (second team), CPFN, SI
1985	TE	Jimmie Giles	AP (honorable mention)
1988	T	Paul Gruber	AP (honorable mention)
1989	WR	Mark Carrier	CPFN (second team)
	S	Harry Hamilton	SN
1990	T	Paul Gruber	CPFN (second team)
	TE	Ron Hall	SI
1991	LB	Broderick Thomas	CPFN (second team)
1992	T	Paul Gruber	AP (second team), NEA
1993	LB	Hardy Nickerson	AP, PFWA, SN
1996	FB	Mike Alstott	AP (second team), FD (second team)
	T	Paul Gruber	USAT
	LB	Hardy Nickerson	AP (second team)
1997	FB	Mike Alstott	AP, CPFN (second team), SI
	LB	Derrick Brooks	CPFN
	LB	Hardy Nickerson	AP, CPFN (second team)
	DT	Warren Sapp	CPFN (second team)
	FB	Mike Alstott	AP
	LB	Derrick Brooks	AP (second team), SI, USAT, CPFN (second team), FD
	DT	Warren Sapp	AP (second team), FD (second team)
1999	CB	Donnie Abraham	FD (second team)
	FB	Mike Alstott	AP, CPFN, FD
	LB	Derrick Brooks	AP, CPFN, FD, PFW, SI, SN
	S	John Lynch	AP, PFW, SI, SN, USAT
	LB	Hardy Nickerson	AP (second team), FD, USAT
	DT	Warren Sapp	AP, CPFN, FD, PFW, SN, USAT

2000	LB	Derrick Brooks	AP, CPFN, FD, PFW, SI, SN
	K	Martin Gramatica	AP (second team), FD (second team)
	DE	Marcus Jones	CPFN (second team)
	S	John Lynch	AP, CPFN, FD, PFW, SN, USAT
	G	Randall McDaniel	CPFN
	DT	Warren Sapp	AP, CPFN, FD, PFW, SI, SN, USAT
2001	CB	Ronde Barber	AP, CPFN, FD, PFW
	LB	Derrick Brooks	AP (second team)
	WR	Keyshawn Johnson	SI
	S	John Lynch	AP (second team), CPFN, PFW
	DT	Warren Sapp	AP, CPFN, PFW, SN
2002	FB	Mike Alstott	CPFN
	CB	Ronde Barber	AP (second team), SI
	LB	Derrick Brooks	AP, CPFN, FD, SI, SN
	CB	Brian Kelly	FD (second team)
	S	John Lynch	AP (second team), FD (second team)
	DE	Simeon Rice	AP, CPFN, FD (second team), SI, SN
	DT	Warren Sapp	AP, CPFN, FD, SN
2003	LB	Derrick Brooks	AP (second team), SN
	DE	Simeon Rice	AP (second team), FD (second team) SN
2004	CB	Ronde Barber	AP, CPFN, FD
	LB	Derrick Brooks	AP, CPFN (second team), FD
	DE	Simeon Rice	FD (second team)
2005	CB	Ronde Barber	AP
	P	Josh Bidwell	AP (second team)
	LB	Derrick Brooks	AP
2006	CB	Ronde Barber	AP (second team)
2008	KR	Clifton Smith	AP (second team)
2013	LB	Lavonte David	AP
	DT	Gerald McCoy	AP, SN
2014	DT	Gerald McCoy	AP (second team)
2015	RB	Doug Martin	AP, SN
2016	LB	Lavonte David	AP (second team)
	WR	Mike Evans	AP (second team)
	DT	Gerald McCoy	AP (second team)
2019	LB	Shaquil Barrett	AP (second team)
	WR	Chris Godwin	AP (second team)
2020	LB	Lavonte David	AP (second team)
	LB	Devin White	AP (second team)
2021	QB	Tom Brady	AP (second team)
	T	Tristan Wirfs	AP
2023	WR	Mike Evans	AP (second team)
	S	Antoine Winfield Jr.	AP

ALL-NFL (FIRST TEAM UNLESS OTHERWISE NOTED)

1979	DE	Lee Roy Selmon	AP, PFW
1982	FB	Hugh Green	PFW
1987	LB	Mike Alstott	FD (second team)
	LB	Derrick Brooks	FD (second team)
	C	Tony Mayberry	FD (second team)
	LB	Hardy Nickerson	FD
	DT	Warren Sapp	FD (second team)
2002	LB	Derrick Brooks	PFW
	DE	Simeon Rice	PFW
	DT	Warren Sapp	PFW
2004	LB	Derrick Brooks	PFW
2005	CB	Ronde Barber	AP
	LB	Derrick Brooks	AP
2013	LB	Lavonte David	PFWA
	DT	Gerald McCoy	PFWA
2015	RB	Doug Martin	PFWA
2021	T	Tristan Wirfs	PFWA

NFL DEFENSIVE MVP

1979	DE	Lee Roy Selmon	NEA, PFW, SN
2002	LB	Derrick Brooks	PFW/PFWA

NFL DEFENSIVE PLAYER OF THE YEAR

1979	DE	Lee Roy Selmon	AP
1999	DT	Warren Sapp	AP, CPFN, FD, PFWA
2002	LB	Derrick Brooks	AP, FD, CPFN

NFL DEFENSIVE LINEMAN OF THE YEAR

1979	DE	Lee Roy Selmon	FD
2002	DE	Simeon Rice	NFL Alumni

NFL LINEBACKER OF THE YEAR

2002 LB Derrick Brooks NFL Alumni

NFC DEFENSIVE PLAYER OF THE YEAR

1979 DE Lee Roy Selmon UPI

NFC DEFENSIVE LINEMAN OF THE YEAR

1979 DE Lee Roy Selmon FD
 1980 DE Lee Roy Selmon NFLPA
 1982 DE Lee Roy Selmon NFLPA
 1983 DE Lee Roy Selmon NFLPA

NFC DEFENSIVE BACK OF THE YEAR

2001 CB Ronde Barber NFL Alumni
 2010 CB Aqib Talib NFL Alumni

COMEBACK PLAYER OF THE YEAR

2008 WR Antonio Bryant SN

MOST IMPROVED PLAYER OF THE YEAR

2023 QB Baker Mayfield PFWA

WALTER PAYTON/NFL MAN OF THE YEAR

2000 LB Derrick Brooks (co-recipient)

SUPER BOWL MVP

2002 S Dexter Jackson
 2020 QB Tom Brady

AFC-NFC PRO BOWL MVP

2005 LB Derrick Brooks

PEPSI ROOKIE OF THE YEAR

2005 RB Carnell Williams
 2015 QB Jameis Winston

ROOKIE OF THE YEAR

1991 WR Lawrence Dawsey SI
 1992 DT Santana Dotson SN
 1997 RB Warrick Dunn FN, NEA, PFW, PFWA, SI, SN
 2005 RB Carnell Williams SI

NFL DEFENSIVE ROOKIE OF THE YEAR

1992 DT Santana Dotson CPFN, FD

NFL OFFENSIVE ROOKIE OF THE YEAR

1997 RB Warrick Dunn AP, FD, CPFW
 2005 RB Carnell Williams AP, PFW/PFWA

NFC ROOKIE OF THE YEAR

1991 WR Lawrence Dawsey UPI
 1992 DT Santana Dotson NFLPA (Defensive)
 1997 RB Warrick Dunn NFLPA (Offensive)

ALL-ROOKIE

1977 S Cedric Brown FD
 LB David Lewis PFW
 1978 QB Doug Williams PFW
 1979 G Greg Roberts AP, FD

1980 G Ray Snell CPFN, PFW, PFWA, UPI
 1981 LB Hugh Green FD, PFW, PFWA, UPI
 1982 G Sean Farrell CPFN, FD, PFW, PFWA
 1984 LB Keith Browner FD, PFW, PFWA
 T Ron Heller PFW, PFWA
 1986 T J.D. Maarleveld FD, PFW, PFWA
 1987 WR Mark Carrier PFWA, UPI
 QB Vinny Testaverde FD, PFW, PFWA, UPI
 1988 LB Sidney Coleman CPFN
 T Paul Gruber PFW
 1990 PK Steve Christie CPFN, FD, FN, UPI
 P Mark Royals FD
 1991 S Tony Covington FN
 WR Lawrence Dawsey PFW
 1992 TE Tyji Armstrong CPFN, FN
 DT Santana Dotson FN, PFW
 1993 WR Horace Copeland FD
 DE Eric Curry PFWA
 PK Michael Husted FD
 1994 RB Errict Rhett CPFN, FN, PFW, PFWA
 1995 LB Derrick Brooks CPFN, FN, PFW, PFWA
 DT Warren Sapp CPFN, FN, PFW, PFWA
 1996 CB Donnie Abraham CPFN, PFWA
 DT Marcus Jones CPFN
 1997 WR Reidel Anthony CPFW, FN, PFW
 RB Warrick Dunn CPFW, FN, PFW
 G Frank Middleton CPFW, PFW
 1998 PR Jacquez Green PFW, FN
 1999 K Martin Gramatica FD, CPFN, PFW
 DE John McLaughlin PFW
 T Kenyatta Walker PFW
 2001 WR Michael Clayton PFW
 2004 G Dan Bunning PFW/PFWA
 RB Carnell Williams PFW/PFWA
 2005 DE Gaines Adams PFW/PFWA
 G Arron Sears PFW/PFWA
 2006 PR Clifton Smith PFW/PFWA
 2010 RB LeGarrette Blount PFW/PFWA, SN
 WR Mike Williams PFW/PFWA, SN
 S Mark Barron PFW/PFWA
 2012 LB Lavonte David PFW/PFWA
 RB Doug Martin PFW/PFWA
 2013 QB Mike Glennon PFWA
 2014 WR Mike Evans PFWA
 2015 LB Kwon Alexander PFWA
 G Ali Marpet PFWA
 T Donovan Smith PFWA
 QB Jameis Winston PFWA
 2016 CB Vernon Hargreaves III PFWA
 2019 CB Sean Murphy-Bunting PFWA
 LB Devin White PFWA
 2020 S Antoine Winfield Jr. PFWA
 T Tristan Wirfs PFWA

MAXWELL CLUB COACH OF THE YEAR

1997 Tony Dungy

HORRIGAN AWARD

1997 Tony Dungy

ASSISTANT COACH OF THE YEAR

2002 Monte Kiffin FD, PFW/PFWA

LEGEND

AP - Associated Press
 CPFN - College and Pro Football
 Newsweekly
 FD - Football Digest
 FN - Football News
 NEA - Newspaper Enterprise
 Association

NFLPA - NFL Players Association
 PFW - Pro Football Weekly
 PFWA - Pro Football Writers
 Association
 SI - Sports Illustrated
 SN - The Sporting News
 UPI - United Press International
 USAT - USA Today

PRO BOWL BUCCANEERS

1978	NT	Dave Pear
1979		
DE	Lee Roy Selmon*	
1980		
TE	Jimmie Giles	
LB	David Lewis	
DE	Lee Roy Selmon (2)	
1981		
TE	Jimmie Giles (2)	
DE	Lee Roy Selmon (3)	
1982		
TE	Jimmie Giles (3)	
LB	Hugh Green	
DE	Lee Roy Selmon (4)	
1983		
LB	Hugh Green (2)	
DE	Lee Roy Selmon (5)	
1984		
DE	Lee Roy Selmon (6)	
RB	James Wilder	
1985		
TE	Jimmie Giles (4)	
1989		
WR	Mark Carrier	
1990		
CB	Wayne Haddix	
1993		
LB	Hardy Nickerson	
1996		
LB	Hardy Nickerson (2)	
1997		
FB	Mike Alstott	
LB	Derrick Brooks	
QB	Trent Dilfer	
RB	Warrick Dunn	
S	John Lynch	
C	Tony Mayberry	
LB	Hardy Nickerson (3)	
DT	Warren Sapp	
1998		
FB	Mike Alstott (2)	
LB	Derrick Brooks (2)	
C	Tony Mayberry (2)	
LB	Hardy Nickerson (4)	
DT	Warren Sapp (2)	
1999		
FB	Mike Alstott (3)	
LB	Derrick Brooks (3)	
S	John Lynch (2)	
C	Tony Mayberry (3)	
LB	Hardy Nickerson (5)	
DT	Warren Sapp (3)	

2000	Donnie Abraham
CB	Mike Alstott (4)
LB	Derrick Brooks (4)
C	Jeff Christy*
RB	Warrick Dunn (2)
K	Martin Gramatica
S	John Lynch (3)
G	Randall McDaniel*
DT	Warren Sapp (4)
2001	
FB	Mike Alstott (5)
CB	Ronde Barber
LB	Derrick Brooks (5)*
WR	Keyshawn Johnson*
S	John Lynch (4)
DT	Warren Sapp (5)*
2002	
FB	Mike Alstott (6)
LB	Derrick Brooks (6)
QB	Brad Johnson*
S	John Lynch (5)
LB	Shelton Quarles
DE	Simeon Rice**
DT	Warren Sapp (6)*
2003	
LB	Derrick Brooks (7)*
WR	Keenan McCardell*
DE	Simeon Rice (2)**
DT	Warren Sapp (7)*
2004	
CB	Ronde Barber (2)
LB	Derrick Brooks (8)*
2005	
CB	Ronde Barber (3)
P	Josh Bidwell
LB	Derrick Brooks (9)
2006	
CB	Ronde Barber (4)
LB	Derrick Brooks (10)
LS	Dave Moore
2007	
QB	Jeff Garcia (4) [™]
2008	
CB	Ronde Barber (5)
LB	Derrick Brooks (11)*
G	Davin Joseph
KR	Clifton Smith
2010	
T	Donald Penn
2011	
G	Davin Joseph (2)
2012	
WR	Vincent Jackson (3) [®]
RB	Doug Martin
DT	Gerald McCoy

2013	
DT	Gerald McCoy (2)
CB	Darrelle Revis ⁽⁶⁾
2014	
DT	Gerald McCoy (3)
2015	
LB	Lavonte David
RB	Doug Martin (2)
G	Logan Mankins (7) [#]
DT	Gerald McCoy (4)
QB	Jameis Winston
2016	
WR	Mike Evans
DT	Gerald McCoy (5)
2017	
LB	Kwon Alexander
DT	Gerald McCoy (6)
2018	
WR	Mike Evans (2)
2019	
LB	Shaquil Barrett
WR	Mike Evans (3)*
WR	Chris Godwin*
2020	
LB	Jason Pierre-Paul
2021	
QB	Tom Brady**
LB	Shaquil Barrett (2)
WR	Mike Evans (4)
C	Ryan Jensen
G	Ali Marpet
NT	Vita Vea
LB	Devin White
S	Antoine Winfield Jr.
T	Tristan Wirfs*
2022	
T	Tristan Wirfs (2)
2023	
WR	Mike Evans (5)*
QB	Baker Mayfield (1)
T	Tristan Wirfs (3)

Players in bold voted in as a starter

- * Did not play in game
- + Made his first Pro Bowl appearance as a Buccaneer in 2000, but made two Pro Bowl showings (1998 and 1999) with Minnesota.
- ^ Made his first Pro Bowl appearance as a Buccaneer in 2000, but made NFL-record 11 consecutive

showings (1989-99) with Minnesota.

& Made his first Pro Bowl appearance as a Buccaneer in 2001, but made two Pro Bowl showings with the New York Jets (1998-99).

· Made his first Pro Bowl appearance as a Buccaneer in 2002, but made first Pro Bowl showing with the Washington Redskins (1999).

.. Made two consecutive Pro Bowl appearances as a Buccaneer in 2002 and 2003, but made first Pro Bowl showing with the Arizona Cardinals (1999).

\$ Made his first Pro Bowl appearance as a Buccaneer in 2003, but made his first Pro Bowl showing with the Jacksonville Jaguars (1996).

™ Made his first Pro Bowl as a Buccaneer in 2007, but made three consecutive Pro Bowls (2000-02) with the San Francisco 49ers.

© Made his first Pro Bowl as a Buccaneer in 2012, but made two Pro Bowls (2007, 2011) with the San Diego Chargers.

@ Made his first Pro Bowl as a Buccaneer in 2013, but made four Pro Bowls (2008-11) with the New York Jets.

Made his first Pro Bowl as a Buccaneer in 2015, but made six Pro Bowls (2007, 2009-13) with the New England Patriots.

** Made his first Pro Bowl as a Buccaneer in 2021, but made 14 Pro Bowls with the New England Patriots.

PRO BOWL NOTES

MOST APPEARANCES

11	Derrick Brooks (1997-06, 2008)
7	Warren Sapp (1997-03)
6	Mike Alstott (1997-02)
	Lee Roy Selmon (1979-84)
	Gerald McCoy (2012-17)
5	Ronde Barber (2001, 2004-06, 2008)
	Mike Evans (2016, 2018-19, 2021, 2023)
	John Lynch (1997, 1999-02)
	Hardy Nickerson (1993, 1996-99)

MOST CONSECUTIVE APPEARANCES

10	Derrick Brooks (1997-06)
7	Warren Sapp (1997-03)
6	Mike Alstott (1997-02)
	Lee Roy Selmon (1979-84)
	Gerald McCoy (2012-17)

MOST APPEARANCES BY AN OFFENSIVE PLAYER

6	Mike Alstott (1997-02)
5	Mike Evans (2016, 2018-19, 2021, 2023)
4	Jimmie Giles (1980-82, 1985)
3	Tony Mayberry (1997-99)
3	Tristan Wirfs (2021-23)

MOST APPEARANCES BY A DEFENSIVE PLAYER

11	Derrick Brooks (1997-06)
7	Warren Sapp (1997-03)
6	Gerald McCoy (2012-17)
	Lee Roy Selmon (1979-84)
5	Ronde Barber (2001, 2004-06, 2008)
	John Lynch (1997, 1999-02)
	Hardy Nickerson (1993, 1996-99)

NFC PLAYERS OF THE WEEK

Offensive, Defensive Awards started in 1984, Special Teams Award in 1993

	OFFENSIVE	DEFENSIVE	SPECIAL TEAMS
1984	QB Steve DeBerg (Week 3)		
1985	TE Jimmie Giles (Week 10)		
1987	QB Steve DeBerg (Week 1)	S Paul Tripoli (Week 4) CB Kevin Walker (Week 6)	
1989	QB Vinny Testaverde (Week 1) The Buccaneer Offense (Week 5)		
1990		S Mark Robinson (Week 4)	
1991		LB Broderick Thomas (Week 11)	
1992	QB Vinny Testaverde (Week 2)	DT Santana Dotson (Week 4)	
1993		LB Hardy Nickerson (Week 9)	CB Roger Jones (Week 17)
1994		LB Hardy Nickerson (Weeks 2 & 13)	
1995	RB Errict Rhett (Week 15)		K Michael Husted (Week 7)
1996		S John Lynch (Week 13)	WR Karl Williams (Week 17)
1997	RB Warrick Dunn (Week 2) QB Trent Dilfer (Week 4)		WR Karl Williams (Weeks 10 & 17) LB Shelton Quarles (Week 11)
1998			WR Jacques Green (Week 2) CB Ronde Barber (Week 13)
1999		DT Warren Sapp (Week 2) LB Derrick Brooks (Week 7) CB Donnie Abraham (Weeks 11 & 13) DE Steve White (Div. Playoffs)	DE John McLaughlin (Week 3) K Martin Gramatica (Week 11)
2000	QB Shaun King (Week 9) RB Warrick Dunn (Week 14)	LB Derrick Brooks (Week 1) CB Ronde Barber (Week 2) DT Warren Sapp (Week 3)	WR Karl Williams (Week 13) K Martin Gramatica (Week 15)
2001		CB Ronde Barber (Weeks 9 & 15) DT Warren Sapp (Week 11) LB Derrick Brooks (Week 16)	K Martin Gramatica (Week 12) TE Todd Yoder (Week 16)
2002	QB Brad Johnson (Weeks 9 & 14)	LB Derrick Brooks (Week 5) CB Ronde Barber (NFC Championship)	K Martin Gramatica (Weeks 8 & 17)
2003	QB Brad Johnson (Week 6)	DE Simeon Rice (Week 6)	P Tom Tupa (Week 3)
2004	RB Michael Pittman (Week 9)	LB Derrick Brooks (Week 13)	
2005		LB Shelton Quarles (Week 2) CB Ronde Barber (Week 14) DE Simeon Rice (Week 17)	P Josh Bidwell (Weeks 3 & 6) DE Dewayne White (Week 16)
2006		CB Ronde Barber (Week 7)	K Matt Bryant (Week 7)
2007		LB Barrett Ruud (Week 2)	WR Micheal Spurlock (Week 15)
2008		LB Derrick Brooks (Week 4) CB Ronde Barber (Week 12)	K Matt Bryant (Week 4) RB/KR Clifton Smith (Week 9)
2009			WR Sammie Stroughter (Week 6) RB/KR Clifton Smith (Week 9) WR Micheal Spurlock (Week 16)
2010	QB Josh Freeman (Weeks 5 & 9)	CB Aqib Talib (Week 8)	
2011		CB Ronde Barber (Week 3)	
2012	RB Doug Martin (Week 9)	CB Ronde Barber (Week 1)	
2013	RB Bobby Rainey (Week 11)	LB Lavonte David (Week 12)	
2014	WR Mike Evans (Week 11)		
2015		LB Kwon Alexander (Week 8) LB Lavonte David (Week 11)	PR Bobby Rainey (Week 5)
2016	QB Jameis Winston (Week 1)		K Roberto Aguayo (Week 11) P Bryan Anger (Week 17)
2017	WR Chris Godwin (Week 17)		
2018	QB Ryan Fitzpatrick (Week 1) QB Ryan Fitzpatrick (Week 2)		
2019	QB Jameis Winston (Week 4) WR Chris Godwin (Week 12)	LB Shaquil Barrett (Week 2)	

NFC PLAYERS OF THE WEEK

Offensive, Defensive Awards started in 1984, Special Teams Award in 1993

	OFFENSIVE	DEFENSIVE	SPECIAL TEAMS
2020	QB Tom Brady (Week 4)	LB Shaquil Barrett (Week 3) LB Devin White (Week 7) LB Devin White (Week 15)	K Ryan Succop (Week 8) K Ryan Succop (Week 17)
2021	QB Tom Brady (Week 5) RB Leonard Fournette (Week 12)	S Mike Edwards (Week 2)	P Bradley Pinion (Week 1)
2022	WR Mike Evans (Week 17)	LB Devin White (Week 10)	P Jake Camarda (Week 9)
2023	QB Baker Mayfield (Week 15) S Antoine Winfield Jr. (Week 18)	S Antoine Winfield Jr. (Week 13)	P Jake Camarda (Week 2)

NFC PLAYER OF THE MONTH

	OFFENSIVE	DEFENSIVE	SPECIAL TEAMS
1996			KR/PR Karl Williams (December)
1997		DT Warren Sapp (September)	
1999		DT Warren Sapp (September)	K Martin Gramatica (November)
2000		LB Derrick Brooks (November)	K Martin Gramatica (October)
2001		DE Simeon Rice (December)	
2002		LB Derrick Brooks (October) DE Simeon Rice (November)	K Martin Gramatica (December)
2005			P Josh Bidwell (November)
2007		LB Barrett Ruud (September)	K Matt Bryant (December)
2008			KR Clifton Smith (November)
2012			LB Dekoda Watson (November)
2019		LB Shaquil Barrett (September)	
2020	QB Tom Brady (October)	LB Lavonte David (September)	
2022		LB Devin White (September)	
2023		S Antoine Winfield Jr. (December/January)	P Jake Camarda (September)

NFC ROOKIE OF THE MONTH

	OFFENSIVE	DEFENSIVE	SPECIAL TEAMS
1996	FB Mike Alstott (November)		KR/PR Karl Williams (December)
1997	RB Warrick Dunn (September)		
1999	QB Shaun King (December)		
2005	RB Carnell Williams (September) RB Carnell Williams (December)		
2010	RB LeGarrette Blount (December)		
2012	RB Doug Martin (October)	LB Lavonte David (November)	
2013	QB Mike Glennon (November)		
2015	QB Jameis Winston (November)		
2016		DE Noah Spence (November)	
2019		LB Devin White (November) LB Devin White (December)	
2020		S Antoine Winfield Jr. (September)	
2023		DL Calijah Kancey (November)	

FRONT OFFICE

PLAYERS

2023 REVIEW

HISTORY

RECORDS

SIDELINES

PEPSI NFL ROOKIE OF THE WEEK

	OFFENSIVE	DEFENSIVE	SPECIAL TEAMS
2004	WR Michael Clayton (Week 14)		
2005	RB Carnell Williams (Week 1) RB Carnell Williams (Week 2) RB Carnell Williams (Week 3)		
2012	RB Doug Martin (Week 9)		
2015	QB Jameis Winston (Week 2) QB Jameis Winston (Week 5) QB Jameis Winston (Week 11)	LB Kwon Alexander (Week 3) LB Kwon Alexander (Week 8)	
2016	DE Noah Spence (Week 12)		

FEDEX AIR & GROUND NFL PLAYER OF THE WEEK

	AIR	GROUND
2005	QB Chris Simms (Week 10)	
2010	QB Josh Freeman (Week 16) QB Josh Freeman (Week 17)	RB LeGarrette Blount (Week 16)
2012		RB Doug Martin (Week 8) RB Doug Martin (Week 9) RB Doug Martin (Week 11)
2013		RB Bobby Rainey (Week 11)
2015	QB Jameis Winston (Week 11)	RB Doug Martin (Week 5) RB Doug Martin (Week 11)
2016	QB Jameis Winston (Week 1)	
2019	QB Jameis Winston (Week 4)	
2020	QB Tom Brady (Week 4) QB Tom Brady (Week 17)	RB Ronald Jones II (Week 10)
2021	QB Tom Brady (Week 1) QB Tom Brady (Week 2) QB Tom Brady (Week 18)	
2022	QB Tom Brady (Week 17)	
2023	QB Baker Mayfield (Week 15)	

ED BLOCK COURAGE AWARD

Each year, the Ed Block Courage Award is given to a player on each NFL team who best exemplifies commitment to the principles of sportsmanship and courage. The recipient symbolizes professionalism, dedication and performance as a community role model. This national award is named after the former Baltimore Colts' trainer who was a tireless worker for victims of abuse, violence, neglect and families in crisis.

1984	Theo Bell	2004	Mike Alstott
1985	Steve Courson	2005	John Wade
1986	J.D. Maarleveld	2006	Shelton Quarles
1987	Nathan Wonsley	2007	Jeff Garcia
1988	Don Smith	2008	Matt Bryant
1989	John Cannon	2009	Carnell Williams
1990	Ron Hall	2010	Earnest Graham
1991	Harry Hamilton	2011	Ronde Barber
1992	Ricky Reynolds	2012	Davin Joseph
1993	Rob Taylor	2013	Darrelle Revis
1994	Tony Covington	2014	Vincent Jackson
1995	Paul Gruber	2015	Clinton McDonald
1996	Charles Dimry	2016	Kevin Pamphile
1997	Horace Copeland	2017	William Gholston
1998	Warrick Dunn	2018	Gerald McCoy
1999	Hardy Nickerson	2019	Demar Dotson
2000	Derrick Brooks	2020	Ali Marpet
2001	Jerry Wunsch	2021	O.J. Howard
2002	John Lynch	2022	Chris Godwin
2003	Joe Jurevicius	2023	Shaquil Barrett

YEAR-BY-YEAR SCORES

1976

Head Coach: John McKay

Preseason (1-5)

DATE	OPPONENT	W/L	SCORE	STADIUM	CITY	ATTEND.	STARTING QB
July 31	at L.A. Rams	L	3-26	L.A. Coliseum	Los Angeles, CA	54,787	Spurrier
Aug. 7	at Green Bay	L	6-10	Milwaukee County Stadium	Milwaukee, WI	53,421	Spurrier
Aug. 14	vs. Atlanta	W	17-3	Gator Bowl	Jacksonville, FL	11,342	Spurrier
Aug. 21	MIAMI	L	21-28	Tampa Stadium	Tampa, FL	67,466	Spurrier
Aug. 28	CHICAGO	L	7-10	Tampa Stadium	Tampa, FL	47,592	Spurrier
Sept. 4	CINCINNATI	L	13-24	Tampa Stadium	Tampa, FL	46,775	Spurrier

Won 0, Lost 14

Sept. 12	at Houston	L	0-20	Astrodome	Houston, TX	42,228	Spurrier
Sept. 19	SAN DIEGO	L	0-23	Tampa Stadium	Tampa, FL	39,558	Spurrier
Sept. 26	BUFFALO	L	9-14	Tampa Stadium	Tampa, FL	44,505	Spurrier
Oct. 3	at Baltimore	L	17-42	Memorial Stadium	Baltimore, MD	40,053	Spurrier
Oct. 10	at Cincinnati	L	0-21	Riverfront Stadium	Cincinnati, OH	40,700	Spurrier
Oct. 17	SEATTLE	L	10-13	Tampa Stadium	Tampa, FL	43,458	Spurrier
Oct. 24	MIAMI	L	20-23	Tampa Stadium	Tampa, FL	61,437	Dickinson
Oct. 31	KANSAS CITY	L	19-28	Tampa Stadium	Tampa, FL	41,779	Spurrier
Nov. 7	at Denver	L	13-48	Mile High Stadium	Denver, CO	61,703	Spurrier
Nov. 14	at N.Y. Jets	L	0-34	Shea Stadium	Flushing, NY	46,427	Spurrier
Nov. 21	CLEVELAND	L	7-24	Tampa Stadium	Tampa, FL	36,930	Spurrier
Nov. 28	at Oakland	L	16-49	Oakland-Alameda County Coliseum	Oakland, CA	49,590	Spurrier
Dec. 5	at Pittsburgh	L	0-42	Three Rivers Stadium	Pittsburgh, PA	43,385	Hanratty
Dec. 12	NEW ENGLAND	L	14-31	Tampa Stadium	Tampa, FL	41,517	Spurrier

1977

Head Coach: John McKay
Preseason (2-4)

DATE	OPPONENT	W/L	SCORE	STADIUM	CITY	ATTEND.	STARTING QB
Aug. 6	MIAMI	L	7-13	Tampa Stadium	Tampa, FL	66,056	Huff
Aug. 13	at Cincinnati	L	0-45	Riverfront Stadium	Cincinnati, OH	50,316	Boryla
Aug. 20	GREEN BAY	W	10-7	Tampa Stadium	Tampa, FL	49,045	Boryla
Aug. 27	vs. Atlanta	L	21-30	Tangerine Bowl	Orlando, FL	31,123	Huff
Sept. 3	at Buffalo	L	6-17	Rich Stadium	Orchard Park, NY	28,126	Dickinson
Sept. 10	BALTIMORE	W	14-0	Tampa Stadium	Tampa, FL	47,032	Hedberg

Won 2, Lost 12

Sept. 18	at Philadelphia	L	3-13	Veterans Stadium	Philadelphia, PA	61,549	Hedberg
Sept. 24	MINNESOTA	L	3-9	Tampa Stadium	Tampa, FL	66,272	Hedberg
Oct. 2	at Dallas	L	7-23	Texas Stadium	Irving, TX	55,316	Huff
Oct. 9	WASHINGTON	L	0-10	Tampa Stadium	Tampa, FL	58,571	Hedberg
Oct. 16	at Seattle	L	23-30	Kingdome	Seattle, WA	54,783	Huff
Oct. 23	GREEN BAY	L	0-13	Tampa Stadium	Tampa, FL	47,635	Huff
Oct. 30	at San Francisco	L	10-20	Candlestick Park	San Francisco, CA	34,750	Blount
Nov. 6	at L.A. Rams	L	0-31	L.A. Coliseum	Los Angeles, CA	45,493	Blount
Nov. 13	N.Y. GIANTS	L	0-10	Tampa Stadium	Tampa, FL	46,518	Blount
Nov. 20	at Detroit	L	7-16	Pontiac Silverdome	Pontiac, MI	49,751	Blount
Nov. 27	ATLANTA	L	0-17	Tampa Stadium	Tampa, FL	43,592	Huff
Dec. 4	CHICAGO	L	0-10	Tampa Stadium	Tampa, FL	48,948	Hedberg
Dec. 11	at New Orleans	W	33-14	Louisiana Superdome	New Orleans, LA	40,124	Huff
Dec. 18	ST. LOUIS	W	17-7	Tampa Stadium	Tampa, FL	56,922	Huff

1978

Head Coach: John McKay
Preseason (3-1)

DATE	OPPONENT	W/L	SCORE	STADIUM	CITY	ATTEND.	STARTING QB
Aug. 5	CINCINNATI	W	17-0	Tampa Stadium	Tampa, FL	60,106	Huff
Aug. 12	BALTIMORE	W	23-12	Tampa Stadium	Tampa, FL	61,112	Huff
Aug. 19	at New Orleans	W	14-3	Louisiana Superdome	New Orleans, LA	46,282	Boryla
Aug. 25	MIAMI	L	20-24	Tampa Stadium	Tampa, FL	68,132	Huff

Won 5, Lost 11

Sept. 2	N.Y. GIANTS	L	13-19	Tampa Stadium	Tampa, FL	67,456	Williams
Sept. 9	DETROIT	L	7-15	Tampa Stadium	Tampa, FL	64,445	Boryla
Sept. 17	at Minnesota	W	16-10	Metropolitan Stadium	Bloomington, MN	46,152	Williams
Sept. 24	ATLANTA	W	14-9	Tampa Stadium	Tampa, FL	58,073	Williams
Oct. 1	MINNESOTA	L	7-24	Tampa Stadium	Tampa, FL	65,972	Williams
Oct. 8	at Kansas City	W	30-13	Arrowhead Stadium	Kansas City, MO	38,201	Williams
Oct. 15	at N.Y. Giants	L	14-17	Giants Stadium	East Rutherford, NJ	68,025	Williams
Oct. 22	CHICAGO	W	33-19	Tampa Stadium	Tampa, FL	68,146	Williams
Oct. 29	at Green Bay	L	7-9	Lambeau Field	Green Bay, WI	55,108	Williams
Nov. 5	at L.A. Rams	L	23-26	L.A. Coliseum	Los Angeles, CA	55,182	Williams
Nov. 12	at Detroit	L	23-34	Pontiac Silverdome	Pontiac, MI	60,320	Rae
Nov. 19	BUFFALO	W	31-10	Tampa Stadium	Tampa, FL	61,383	Rae
Nov. 26	at Chicago	L	3-14	Soldier Field	Chicago, IL	42,373	Rae
Dec. 3	GREEN BAY	L	7-17	Tampa Stadium	Tampa, FL	67,754	Rae
Dec. 10	at San Francisco	L	3-6	Candlestick Park	San Francisco, CA	30,931	Rae
Dec. 17	NEW ORLEANS	L	10-17	Tampa Stadium	Tampa, FL	51,207	Williams

1979

Head Coach: John McKay

Preseason (2-2)

DATE	OPPONENT	W/L	SCORE	STADIUM	CITY	ATTEND.	STARTING QB
Aug. 4	WASHINGTON	L	7-9	Tampa Stadium	Tampa, FL	64,493	Williams
Aug. 11	MIAMI	L	7-13	Tampa Stadium	Tampa, FL	64,481	Williams
Aug. 18	NEW ORLEANS	W	14-7	Tampa Stadium	Tampa, FL	49,042	Williams
Aug. 25	at Cincinnati	W	24-13	Riverfront Stadium	Cincinnati, OH	44,120	Williams

Won 10, Lost 6

First - NFC Central

Sept. 1	DETROIT	W	31-16	Tampa Stadium	Tampa, FL	68,225	Williams
Sept. 9	at Baltimore	W	29-26 (OT)	Memorial Stadium	Baltimore, MD	36,374	Williams
Sept. 16	at Green Bay	W	21-10	Lambeau Field	Green Bay, WI	55,498	Williams
Sept. 23	L.A. RAMS	W	21-6	Tampa Stadium	Tampa, FL	69,497	Williams
Sept. 30	at Chicago	W	17-13	Soldier Field	Chicago, IL	55,258	Williams
Oct. 7	at N.Y. Giants	L	14-17	Giants Stadium	East Rutherford, NJ	72,841	Williams
Oct. 14	NEW ORLEANS	L	14-42	Tampa Stadium	Tampa, FL	67,640	Williams
Oct. 21	GREEN BAY	W	21-3	Tampa Stadium	Tampa, FL	67,186	Williams
Oct. 28	at Minnesota	W	12-10	Metropolitan Stadium	Bloomington, MN	46,906	Williams
Nov. 4	at Atlanta	L	14-17	Fulton County Stadium	Atlanta, GA	55,150	Williams
Nov. 11	at Detroit	W	16-14	Pontiac Silverdome	Pontiac, MI	70,461	Williams
Nov. 18	N.Y. GIANTS	W	31-3	Tampa Stadium	Tampa, FL	70,261	Williams
Nov. 25	MINNESOTA	L	22-23	Tampa Stadium	Tampa, FL	70,039	Williams
Dec. 2	CHICAGO	L	0-14	Tampa Stadium	Tampa, FL	69,508	Williams
Dec. 9	at San Francisco	L	7-23	Candlestick Park	San Francisco, CA	44,506	Williams
Dec. 16	KANSAS CITY	W	3-0	Tampa Stadium	Tampa, FL	63,624	Williams

NFC DIVISIONAL PLAYOFF GAME

Dec. 29	PHILADELPHIA	W	24-17	Tampa Stadium	Tampa, FL	71,402	Williams
---------	--------------	---	-------	---------------	-----------	--------	----------

NFC CHAMPIONSHIP GAME

Jan. 6	L.A. RAMS	L	0-9	Tampa Stadium	Tampa, FL	72,033	Williams
--------	-----------	---	-----	---------------	-----------	--------	----------

1980

Head Coach: John McKay

Preseason (3-1)

DATE	OPPONENT	W/L	SCORE	STADIUM	CITY	ATTEND.	STARTING QB
Aug. 11	at Houston	W	21-7	Astrodome	Houston, TX	48,827	Fusina
Aug. 16	ST. LOUIS	L	14-21	Tampa Stadium	Tampa, FL	68,384	Williams
Aug. 23	CINCINNATI	W	20-14 (OT)	Tampa Stadium	Tampa, FL	59,113	Williams
Aug. 29	WASHINGTON	W	11-6	Tampa Stadium	Tampa, FL	62,555	Rae

Won 5, Lost 10, Tied 1

Tied Fourth - NFC Central

Sept. 7	at Cincinnati	W	17-12	Riverfront Stadium	Cincinnati, OH	35,551	Williams
Sept. 11	L.A. RAMS	W	10-9	Tampa Stadium	Tampa, FL	66,576	Williams
Sept. 21	at Dallas	L	17-28	Texas Stadium	Irving, TX	62,750	Williams
Sept. 28	CLEVELAND	L	27-34	Tampa Stadium	Tampa, FL	65,540	Williams
Oct. 6	at Chicago	L	0-23	Soldier Field	Chicago, IL	61,350	Williams
Oct. 12	GREEN BAY	T	14-14 (OT)	Tampa Stadium	Tampa, FL	64,854	Williams
Oct. 19	at Houston	L	14-20	Astrodome	Houston, TX	48,167	Williams
Oct. 26	at San Francisco	W	24-23	Candlestick Park	San Francisco, CA	51,925	Williams
Nov. 2	N.Y. GIANTS	W	30-13	Tampa Stadium	Tampa, FL	68,256	Williams
Nov. 9	PITTSBURGH	L	21-24	Tampa Stadium	Tampa, FL	71,636	Williams
Nov. 16	at Minnesota	L	30-38	Metropolitan Stadium	Bloomington, MN	46,032	Williams
Nov. 23	DETROIT	L	10-24	Tampa Stadium	Tampa, FL	64,976	Williams
Nov. 30	at Green Bay	W	20-17	Milwaukee County Stadium	Milwaukee, WI	54,225	Williams
Dec. 7	MINNESOTA	L	10-21	Tampa Stadium	Tampa, FL	65,649	Williams
Dec. 14	at Detroit	L	14-27	Pontiac Silverdome	Pontiac, MI	77,098	Williams
Dec. 20	CHICAGO	L	13-14	Tampa Stadium	Tampa, FL	55,298	Williams

1981

Head Coach: John McKay
Preseason (1-3)

DATE	OPPONENT	W/L	SCORE	STADIUM	CITY	ATTEND.	STARTING QB
Aug. 8	CINCINNATI	L	17-24	Tampa Stadium	Tampa, FL	67,554	Williams
Aug. 15	NEW ENGLAND	L	16-17	Tampa Stadium	Tampa, FL	62,785	Williams
Aug. 22	HOUSTON	W	27-17	Tampa Stadium	Tampa, FL	64,734	Williams
Aug. 28	at Atlanta	L	7-27	Fulton County Stadium	Atlanta, GA	53,668	Fusina

Won 9, Lost 7

First - NFC Central

Sept. 5·	MINNESOTA	W	21-13	Tampa Stadium	Tampa, FL	66,287	Williams
Sept. 13	at Kansas City	L	10-19	Arrowhead Stadium	Kansas City, MO	50,555	Williams
Sept. 20	at Chicago	L	17-28	Soldier Field	Chicago, IL	60,130	Williams
Sept. 27·	ST. LOUIS	W	20-10	Tampa Stadium	Tampa, FL	65,850	Williams
Oct. 4·	DETROIT	W	28-10	Tampa Stadium	Tampa, FL	71,733	Williams
Oct. 11	at Green Bay	W	21-10	Lambeau Field	Green Bay, WI	52,264	Williams
Oct. 18	at Oakland	L	16-18	Oakland-Alameda County Coliseum	Oakland, CA	42,288	Williams
Oct. 25	at Philadelphia	L	10-20	Veterans Stadium	Philadelphia, PA	70,174	Williams
Nov. 1·	CHICAGO	W	20-10	Tampa Stadium	Tampa, FL	68,688	Williams
Nov. 8	at Minnesota	L	10-25	Metropolitan Stadium	Bloomington, MN	47,038	Williams
Nov. 15·	DENVER	L	7-24	Tampa Stadium	Tampa, FL	64,518	Williams
Nov. 22·	GREEN BAY	W	37-3	Tampa Stadium	Tampa, FL	63,251	Williams
Nov. 29	at New Orleans	W	31-14	Louisiana Superdome	New Orleans, LA	62,209	Williams
Dec. 6·	ATLANTA	W	24-23	Tampa Stadium	Tampa, FL	69,221	Williams
Dec. 13·	SAN DIEGO	L	23-24	Tampa Stadium	Tampa, FL	67,388	Williams
Dec. 20	at Detroit	W	20-17	Pontiac Silverdome	Pontiac, MI	80,444	Williams

NFC DIVISIONAL PLAYOFF GAME

Jan. 2	at Dallas	L	0-38	Texas Stadium	Irving, TX	64,848	Williams
--------	-----------	---	------	---------------	------------	--------	----------

1982

Head Coach: John McKay
Preseason (3-1)

DATE	OPPONENT	W/L	SCORE	STADIUM	CITY	ATTEND.	STARTING QB
Aug. 14	PHILADELPHIA	W	35-7	Tampa Stadium	Tampa, FL	65,659	Williams
Aug. 21	WASHINGTON	W	28-13	Tampa Stadium	Tampa, FL	63,896	Williams
Aug. 28	at Houston	L	6-21	Astrodome	Houston, TX	41,007	Golsteyn
Sept. 3	ATLANTA	W	34-0	Tampa Stadium	Tampa, FL	62,933	Williams

Won 5, Lost 4

Tied Fourth - NFC Central

Sept. 12	at Minnesota	L	10-17	HHH Metrodome	Minneapolis, MN	58,440	Williams
Sept. 19·	WASHINGTON	L	13-21	Tampa Stadium	Tampa, FL	66,187	Williams
Nov. 21	at Dallas	L	9-14	Texas Stadium	Irving, TX	49,578	Williams
Nov. 29·	MIAMI	W	23-17	Tampa Stadium	Tampa, FL	65,854	Williams
Dec. 5	at New Orleans	W	13-10	Louisiana Superdome	New Orleans, LA	61,709	Williams
Dec. 12	at N.Y. Jets	L	17-32	Shea Stadium	Flushing, NY	28,147	Williams
Dec. 19·	BUFFALO	W	24-23	Tampa Stadium	Tampa, FL	62,510	Williams
Dec. 26·	DETROIT	W	23-21	Tampa Stadium	Tampa, FL	65,997	Williams
Jan. 2·	CHICAGO	W	26-23 (OT)	Tampa Stadium	Tampa, FL	68,112	Williams

NFC FIRST ROUND PLAYOFF GAME

Jan. 9	at Dallas	L	17-30	Texas Stadium	Irving, TX	65,042	Williams
--------	-----------	---	-------	---------------	------------	--------	----------

Head Coach: John McKay

Preseason (4-0)

DATE	OPPONENT	W/L	SCORE	STADIUM	CITY	ATTEND.	STARTING QB
Aug. 6	NEW ORLEANS	W	20-17	Tampa Stadium	Tampa, FL	53,111	Thompson
Aug. 13	at Houston	W	23-17	Astrodome	Houston, TX	41,107	Thompson
Aug. 20	ATLANTA	W	17-6	Tampa Stadium	Tampa, FL	57,237	Thompson
Aug. 26	NEW ENGLAND	W	41-21	Tampa Stadium	Tampa, FL	52,108	Golsteyn

Won 2, Lost 14

Fifth - NFC Central

Sept. 4	DETROIT	L	0-11	Tampa Stadium	Tampa, FL	62,154	Golsteyn
Sept. 11	at Chicago	L	10-17	Soldier Field	Chicago, IL	58,186	Golsteyn
Sept. 18	MINNESOTA	L	16-19 (OT)	Tampa Stadium	Tampa, FL	57,567	Thompson
Sept. 25	CINCINNATI	L	17-23	Tampa Stadium	Tampa, FL	56,023	Thompson
Oct. 2	at Green Bay	L	14-55	Lambeau Field	Green Bay, WI	54,272	Thompson
Oct. 9	at Dallas	L	24-27 (OT)	Texas Stadium	Irving, TX	63,308	Thompson
Oct. 16	ST. LOUIS	L	27-34	Tampa Stadium	Tampa, FL	48,224	Thompson
Oct. 23	NEW ORLEANS	L	21-24	Tampa Stadium	Tampa, FL	48,242	Thompson
Oct. 30	at Pittsburgh	L	12-17	Three Rivers Stadium	Pittsburgh, PA	57,648	Thompson
Nov. 6	at Minnesota	W	17-12	HHH Metrodome	Minneapolis, MN	59,239	Thompson
Nov. 13	at Cleveland	L	0-20	Cleveland Municipal Stadium	Cleveland, OH	56,091	Thompson
Nov. 20	CHICAGO	L	0-27	Tampa Stadium	Tampa, FL	36,816	Golsteyn
Nov. 27	HOUSTON	W	33-24	Tampa Stadium	Tampa, FL	38,625	Thompson
Dec. 4	at San Francisco	L	21-35	Candlestick Park	San Francisco, CA	49,773	Thompson
Dec. 12	GREEN BAY	L	9-12 (OT)	Tampa Stadium	Tampa, FL	50,763	Thompson
Dec. 18	at Detroit	L	20-23	Pontiac Silverdome	Pontiac, MI	78,392	Thompson

Head Coach: John McKay

Preseason (3-2)

DATE	OPPONENT	W/L	SCORE	STADIUM	CITY	ATTEND.	STARTING QB
July 28	vs. Seattle	L	0-38	Fawcett Stadium	Canton, OH	22,250	Thompson
Aug. 4	HOUSTON	W	30-17	Tampa Stadium	Tampa, FL	32,774	Thompson
Aug. 11	CINCINNATI	W	21-13	Tampa Stadium	Tampa, FL	33,588	Thompson
Aug. 18	at Atlanta	L	21-52	Fulton County Stadium	Atlanta, GA	29,610	DeBerg
Aug. 24	MIAMI	W	14-13	Tampa Stadium	Tampa, FL	53,023	Thompson

Won 6, Lost 10

Third - NFC Central

Sept. 2	at Chicago	L	14-34	Soldier Field	Chicago, IL	58,789	Thompson
Sept. 9	at New Orleans	L	13-17	Louisiana Superdome	New Orleans, LA	54,686	Thompson
Sept. 16	DETROIT	W	21-17	Tampa Stadium	Tampa, FL	44,560	Thompson
Sept. 23	at N.Y. Giants	L	14-17	Giants Stadium	East Rutherford, NJ	72,650	DeBerg
Sept. 30	GREEN BAY	W	30-27 (OT)	Tampa Stadium	Tampa, FL	44,487	DeBerg
Oct. 7	MINNESOTA	W	35-31	Tampa Stadium	Tampa, FL	47,405	DeBerg
Oct. 14	at Detroit	L	7-13 (OT)	Pontiac Silverdome	Pontiac, MI	44,308	DeBerg
Oct. 21	CHICAGO	L	9-44	Tampa Stadium	Tampa, FL	60,003	DeBerg
Oct. 28	at Kansas City	L	20-24	Arrowhead Stadium	Kansas City, MO	41,710	DeBerg
Nov. 4	at Minnesota	L	24-27	HHH Metrodome	Minneapolis, MN	54,949	DeBerg
Nov. 11	N.Y. GIANTS	W	20-17	Tampa Stadium	Tampa, FL	46,534	DeBerg
Nov. 18	at San Francisco	L	17-24	Candlestick Park	San Francisco, CA	57,704	DeBerg
Nov. 25	L.A. RAMS	L	33-34	Tampa Stadium	Tampa, FL	42,242	DeBerg
Dec. 2	at Green Bay	L	14-27	Lambeau Field	Green Bay, WI	46,800	DeBerg
Dec. 9	ATLANTA	W	23-6	Tampa Stadium	Tampa, FL	33,808	DeBerg
Dec. 16	N.Y. JETS	W	41-21	Tampa Stadium	Tampa, FL	43,817	DeBerg

1985

Head Coach: Leeman Bennett

Preseason (1-3)

DATE	OPPONENT	W/L	SCORE	STADIUM	CITY	ATTEND.	STARTING QB
Aug. 10	PITTSBURGH	L	27-42	Tampa Stadium	Tampa, FL	47,447	DeBerg
Aug. 17	ATLANTA	L	17-23	Tampa Stadium	Tampa, FL	34,040	Thompson
Aug. 24	at New Orleans	W	14-10	Louisiana Superdome	New Orleans, LA	49,337	DeBerg
Aug. 30	WASHINGTON	L	7-20	Tampa Stadium	Tampa, FL	33,640	DeBerg

Won 2, Lost 14

Fifth - NFC Central

Sept. 8	at Chicago	L	28-38	Soldier Field	Chicago, IL	57,828	DeBerg
Sept. 15	MINNESOTA	L	16-31	Tampa Stadium	Tampa, FL	46,188	DeBerg
Sept. 22	at New Orleans	L	13-20	Louisiana Superdome	New Orleans, LA	45,320	DeBerg
Sept. 29	at Detroit	L	9-30	Pontiac Silverdome	Pontiac, MI	45,023	DeBerg
Oct. 6	CHICAGO	L	19-27	Tampa Stadium	Tampa, FL	51,795	DeBerg
Oct. 13	L.A. RAMS	L	27-31	Tampa Stadium	Tampa, FL	39,607	DeBerg
Oct. 20	at Miami	L	38-41	Orange Bowl	Miami, FL	62,335	DeBerg
Oct. 27	NEW ENGLAND	L	14-32	Tampa Stadium	Tampa, FL	34,661	DeBerg
Nov. 3	at N.Y. Giants	L	20-22	Giants Stadium	East Rutherford, NJ	72,031	DeBerg
Nov. 10	ST. LOUIS	W	16-0	Tampa Stadium	Tampa, FL	34,736	DeBerg
Nov. 17	at N.Y. Jets	L	28-62	Giants Stadium	East Rutherford, NJ	65,344	DeBerg
Nov. 24	DETROIT	W	19-16 (OT)	Tampa Stadium	Tampa, FL	43,471	Young
Dec. 1	at Green Bay	L	0-21	Lambeau Field	Green Bay, WI	19,856	Young
Dec. 8	at Minnesota	L	7-26	HHH Metrodome	Minneapolis, MN	51,593	Young
Dec. 15	INDIANAPOLIS	L	23-31	Tampa Stadium	Tampa, FL	25,577	Young
Dec. 22	GREEN BAY	L	17-20	Tampa Stadium	Tampa, FL	33,992	Young

1986

Head Coach: Leeman Bennett

Preseason (0-4)

DATE	OPPONENT	W/L	SCORE	STADIUM	CITY	ATTEND.	STARTING QB
Aug. 9	ST. LOUIS	L	10-26	Tampa Stadium	Tampa, FL	31,550	Young
Aug. 16	ATLANTA	L	17-20	Tampa Stadium	Tampa, FL	28,797	DeBerg
Aug. 23	WASHINGTON	L	13-21	Tampa Stadium	Tampa, FL	45,136	DeBerg
Aug. 29	at Miami	L	3-21	Orange Bowl	Miami, FL	45,766	DeBerg

Won 2, Lost 14

Fifth - NFC Central

Sept. 7	SAN FRANCISCO	L	7-31	Tampa Stadium	Tampa, FL	50,780	DeBerg
Sept. 14	MINNESOTA	L	10-23	Tampa Stadium	Tampa, FL	34,579	DeBerg
Sept. 21	at Detroit	W	24-20	Pontiac Silverdome	Pontiac, MI	38,453	Young
Sept. 28	ATLANTA	L	20-23 (OT)	Tampa Stadium	Tampa, FL	38,950	Young
Oct. 5	at L.A. Rams	L	20-26 (OT)	Anaheim Stadium	Anaheim, CA	50,585	Young
Oct. 12	ST. LOUIS	L	19-30	Tampa Stadium	Tampa, FL	33,307	Young
Oct. 19	at New Orleans	L	7-38	Louisiana Superdome	New Orleans, LA	43,355	Young
Oct. 26	at Kansas City	L	20-27	Arrowhead Stadium	Kansas City, MO	36,230	Young
Nov. 2	BUFFALO	W	34-28	Tampa Stadium	Tampa, FL	32,806	Young
Nov. 9	CHICAGO	L	3-23	Tampa Stadium	Tampa, FL	70,097	Young
Nov. 16	at Green Bay	L	7-31	Milwaukee County Stadium	Milwaukee, WI	48,271	Young
Nov. 23	DETROIT	L	17-38	Tampa Stadium	Tampa, FL	30,029	Young
Nov. 30	at Minnesota	L	13-45	HHH Metrodome	Minneapolis, MN	56,235	Young
Dec. 7	at Chicago	L	14-48	Soldier Field	Chicago, IL	52,746	Young
Dec. 14	GREEN BAY	L	7-21	Tampa Stadium	Tampa, FL	30,099	Young
Dec. 21	at St. Louis	L	17-21	Busch Stadium	St. Louis, MO	23,957	Young

1987

Head Coach: Ray Perkins

Preseason (2-2)

DATE	OPPONENT	W/L	SCORE	STADIUM	CITY	ATTEND.	STARTING QB
Aug. 15	CINCINNATI	L	30-31	Tampa Stadium	Tampa, FL	52,747	DeBerg
Aug. 22	N.Y. JETS	W	29-27	Tampa Stadium	Tampa, FL	56,598	DeBerg
Aug. 29	WASHINGTON	W	17-10	Tampa Stadium	Tampa, FL	63,845	DeBerg
Sept. 5	at Indianapolis	L	16-23	Hoosier Dome	Indianapolis, IN	50,111	DeBerg

Won 4, Lost 11

Tied Fourth - NFC Central

Sept. 13	ATLANTA	W	48-10	Tampa Stadium	Tampa, FL	51,250	DeBerg
Sept. 20	at Chicago	L	3-20	Soldier Field	Chicago, IL	63,551	DeBerg
Oct. 4	at Detroit	W	31-27	Pontiac Silverdome	Pontiac, MI	4,919	Reaves
Oct. 11	SAN DIEGO	L	13-17	Tampa Stadium	Tampa, FL	23,873	Reaves
Oct. 18	MINNESOTA	W	20-10	Tampa Stadium	Tampa, FL	20,850	Zorn
Oct. 25	CHICAGO	L	26-27	Tampa Stadium	Tampa, FL	70,747	DeBerg
Nov. 1	at Green Bay	W	23-17	Milwaukee County Stadium	Milwaukee, WI	50,308	DeBerg
Nov. 8	at St. Louis	L	28-31	Busch Stadium	St. Louis, MO	22,449	DeBerg
Nov. 15	at Minnesota	L	17-23	HHH Metrodome	Minneapolis, MN	48,605	DeBerg
Nov. 22	SAN FRANCISCO	L	10-24	Tampa Stadium	Tampa, FL	63,211	DeBerg
Nov. 29	at L.A. Rams	L	3-35	Anaheim Stadium	Anaheim, CA	45,188	DeBerg
Dec. 6	at New Orleans	L	34-44	Louisiana Superdome	New Orleans, LA	66,471	Testaverde
Dec. 13	DETROIT	L	10-20	Tampa Stadium	Tampa, FL	41,699	Testaverde
Dec. 20	ST. LOUIS	L	14-31	Tampa Stadium	Tampa, FL	32,046	Testaverde
Dec. 27	at Indianapolis	L	6-24	Hoosier Dome	Indianapolis, IN	60,468	Testaverde

1988

Head Coach: Ray Perkins

Preseason (0-4)

DATE	OPPONENT	W/L	SCORE	STADIUM	CITY	ATTEND.	STARTING QB
Aug. 6	INDIANAPOLIS	L	7-20	Tampa Stadium	Tampa, FL	44,258	Testaverde
Aug. 13	CLEVELAND	L	3-23	Tampa Stadium	Tampa, FL	50,074	Testaverde
Aug. 20	at Atlanta	L	14-19	Fulton County Stadium	Atlanta, GA	18,141	Testaverde
Aug. 25	vs. Buffalo	L	7-14	Vanderbilt Stadium	Nashville, TN	20,600	Testaverde

Won 5, Lost 11

Third - NFC Central

Sept. 4	PHILADELPHIA	L	14-41	Tampa Stadium	Tampa, FL	43,502	Testaverde
Sept. 11	at Green Bay	W	13-10	Lambeau Field	Green Bay, WI	52,584	Testaverde
Sept. 18	PHOENIX	L	24-30	Tampa Stadium	Tampa, FL	35,034	Testaverde
Sept. 25	at New Orleans	L	9-13	Louisiana Superdome	New Orleans, LA	66,671	Testaverde
Oct. 2	GREEN BAY	W	27-24	Tampa Stadium	Tampa, FL	40,003	Testaverde
Oct. 9	at Minnesota	L	13-14	HHH Metrodome	Minneapolis, MN	55,274	Testaverde
Oct. 16	at Indianapolis	L	31-35	Hoosier Dome	Indianapolis, IN	53,135	Testaverde
Oct. 23	MINNESOTA	L	20-49	Tampa Stadium	Tampa, FL	48,020	Testaverde
Oct. 30	MIAMI	L	14-17	Tampa Stadium	Tampa, FL	67,352	Ferguson
Nov. 6	at Chicago	L	10-28	Soldier Field	Chicago, IL	56,892	Testaverde
Nov. 13	at Detroit	W	23-20	Pontiac Silverdome	Pontiac, MI	25,956	Testaverde
Nov. 20	CHICAGO	L	15-27	Tampa Stadium	Tampa, FL	67,070	Testaverde
Nov. 27	at Atlanta	L	10-17	Fulton County Stadium	Atlanta, GA	14,020	Testaverde
Dec. 4	BUFFALO	W	10-5	Tampa Stadium	Tampa, FL	49,498	Testaverde
Dec. 11	at New England	L	7-10 (OT)	Sullivan Stadium	Foxboro, MA	39,889	Testaverde
Dec. 18	DETROIT	W	21-10	Tampa Stadium	Tampa, FL	37,778	Testaverde

1989

Head Coach: Ray Perkins

Preseason (3-1)

DATE	OPPONENT	W/L	SCORE	STADIUM	CITY	ATTEND.	STARTING QB
Aug. 12	HOUSTON	W	41-23	Tampa Stadium	Tampa, FL	37,830	Testaverde
Aug. 19	ATLANTA	W	27-0	Tampa Stadium	Tampa, FL	28,330	Testaverde
Aug. 26	at Indianapolis	L	0-30	Hoosier Dome	Indianapolis, IN	54,750	Testaverde
Sept. 2	at Cleveland	W	27-10	Cleveland Municipal Stadium	Cleveland, OH	62,486	Testaverde

Won 5, Lost 11

Sept. 10	at Green Bay	W	23-21	Lambeau Field	Green Bay, WI	55,650	Testaverde
Sept. 17	SAN FRANCISCO	L	16-20	Tampa Stadium	Tampa, FL	64,087	Testaverde
Sept. 24	NEW ORLEANS	W	20-10	Tampa Stadium	Tampa, FL	44,053	Testaverde
Oct. 1	at Minnesota	L	3-17	HHH Metrodome	Minneapolis, MN	54,817	Testaverde
Oct. 8	CHICAGO	W	42-35	Tampa Stadium	Tampa, FL	72,077	Testaverde
Oct. 15	DETROIT	L	16-17	Tampa Stadium	Tampa, FL	46,225	Ferguson
Oct. 22	at Washington	L	28-32	RFK Stadium	Washington, D.C.	52,862	Testaverde
Oct. 29	at Cincinnati	L	23-56	Riverfront Stadium	Cincinnati, OH	57,225	Testaverde
Nov. 5	CLEVELAND	L	31-42	Tampa Stadium	Tampa, FL	69,162	Testaverde
Nov. 12	MINNESOTA	L	10-24	Tampa Stadium	Tampa, FL	56,271	Testaverde
Nov. 19	at Chicago	W	32-31	Soldier Field	Chicago, IL	63,826	Testaverde
Nov. 26	at Phoenix	W	14-13	Sun Devil Stadium	Tempe, AZ	33,297	Testaverde
Dec. 3	GREEN BAY	L	16-17	Tampa Stadium	Tampa, FL	58,120	Testaverde
Dec. 10	at Houston	L	17-20	Astrodome	Houston, TX	54,532	Testaverde
Dec. 17	at Detroit	L	7-33	Pontiac Silverdome	Pontiac, MI	40,362	Testaverde
Dec. 24	PITTSBURGH	L	22-31	Tampa Stadium	Tampa, FL	29,690	Ferguson

Fifth - NFC Central

1990

Head Coach:

Ray Perkins (13 Games), Richard Williamson (3 Games)

Preseason (3-1)

DATE	OPPONENT	W/L	SCORE	STADIUM	CITY	ATTEND.	STARTING QB
Aug. 11	CINCINNATI	W	30-17	Tampa Stadium	Tampa, FL	51,014	Testaverde
Aug. 18	vs. New England	W	44-10	Gator Bowl	Jacksonville, FL	51,066	Testaverde
Aug. 24	at Seattle	L	3-10	Kingdome	Seattle, WA	52,301	Testaverde
Aug. 30	N.Y. JETS	W	23-14	Tampa Stadium	Tampa, FL	40,118	Testaverde

Won 6, Lost 10

Tied Second - NFC Central

Sept. 9	at Detroit	W	38-21	Pontiac Silverdome	Pontiac, MI	54,728	Testaverde
Sept. 16	L.A. RAMS	L	14-35	Tampa Stadium	Tampa, FL	59,705	Testaverde
Sept. 23	DETROIT	W	23-20	Tampa Stadium	Tampa, FL	55,075	Testaverde
Sept. 30	at Minnesota	W	23-20 (OT)	HHH Metrodome	Minneapolis, MN	54,462	Testaverde
Oct. 7	at Dallas	L	10-14	Texas Stadium	Irving, TX	60,076	Testaverde
Oct. 14	GREEN BAY	W	26-14	Tampa Stadium	Tampa, FL	67,472	Testaverde
Oct. 21	DALLAS	L	13-17	Tampa Stadium	Tampa, FL	68,315	Testaverde
Oct. 28	at San Diego	L	10-41	Jack Murphy Stadium	San Diego, CA	40,653	Chandler
Nov. 4	CHICAGO	L	6-26	Tampa Stadium	Tampa, FL	68,555	Testaverde
Nov. 11	at New Orleans	L	7-35	Louisiana Superdome	New Orleans, LA	67,865	Chandler
Nov. 18	at San Francisco	L	7-31	Candlestick Park	San Francisco, CA	62,221	Chandler
Nov. 25	at Green Bay (Milwaukee)	L	10-20	Milwaukee County Stadium	Milwaukee, WI	53,677	Testaverde
Dec. 2	ATLANTA	W	23-17	Tampa Stadium	Tampa, FL	42,839	Testaverde
-- bye week --							
Dec. 16	MINNESOTA	W	26-13	Tampa Stadium	Tampa, FL	47,272	Testaverde
Dec. 23	at Chicago	L	14-27	Soldier Field	Chicago, IL	46,456	Testaverde
Dec. 30	N.Y. JETS	L	14-16	Tampa Stadium	Tampa, FL	46,543	Testaverde

1991

Head Coach: Richard Williamson

Preseason (3-1)

DATE	OPPONENT	W/L	SCORE	STADIUM	CITY	ATTEND.	STARTING QB
Aug. 5	at Cleveland	W	23-10	Cleveland Municipal Stadium	Cleveland, OH	64,753	Testaverde
Aug. 10	MIAMI	L	13-29	Tampa Stadium	Tampa, FL	51,387	Testaverde
Aug. 17	at Atlanta	W	12-7	Fulton County Stadium	Atlanta, GA	41,983	Testaverde
Aug. 23	KANSAS CITY	W	20-7	Tampa Stadium	Tampa, FL	33,996	Testaverde

Won 3, Lost 13

Fifth - NFC Central

Sept. 1	at N.Y. Jets	L	13-16	Giants Stadium	East Rutherford, NJ	61,204	Testaverde
Sept. 8	CHICAGO	L	20-21	Tampa Stadium	Tampa, FL	65,625	Testaverde
Sept. 15	at Green Bay	L	13-15	Lambeau Field	Green Bay, WI	58,114	Testaverde
Sept. 22	BUFFALO	L	10-17	Tampa Stadium	Tampa, FL	57,323	Testaverde
Sept. 29	at Detroit	L	3-31	Pontiac Silverdome	Pontiac, MI	48,784	Chandler
Oct. 6	PHILADELPHIA	W	14-13	Tampa Stadium	Tampa, FL	41,219	Testaverde
-- bye week --							
Oct. 20	at New Orleans	L	7-23	Louisiana Superdome	New Orleans, LA	68,591	Chandler
Oct. 27	GREEN BAY	L	0-27	Tampa Stadium	Tampa, FL	40,275	Chandler
Nov. 3	at Minnesota	L	13-28	HHH Metrodome	Minneapolis, MN	35,737	Testaverde
Nov. 10	DETROIT	W	30-21	Tampa Stadium	Tampa, FL	37,742	Testaverde
Nov. 17	at Atlanta	L	7-43	Fulton County Stadium	Atlanta, GA	41,274	Testaverde
Nov. 24	N.Y. GIANTS	L	14-21	Tampa Stadium	Tampa, FL	63,698	Testaverde
Dec. 1	at Miami	L	14-33	Joe Robbie Stadium	Miami, FL	51,036	Testaverde
Dec. 8	MINNESOTA	L	24-26	Tampa Stadium	Tampa, FL	41,091	Testaverde
Dec. 14	at Chicago	L	0-27	Soldier Field	Chicago, IL	54,719	Carlson
Dec. 22	INDIANAPOLIS	W	17-3	Tampa Stadium	Tampa, FL	28,043	Testaverde

1992

Head Coach: Sam Wyche

Preseason (1-3)

DATE	OPPONENT	W/L	SCORE	STADIUM	CITY	ATTEND.	STARTING QB
Aug. 8	at Denver	L	10-31	Mile High Stadium	Denver, CO	66,521	Testaverde
Aug. 15	ATLANTA	W	40-28	Tampa Stadium	Tampa, FL	37,881	Erickson
Aug. 22	at Miami	L	7-22	Joe Robbie Stadium	Miami, FL	42,136	DeBerg
Aug. 28	CLEVELAND	L	3-24	Tampa Stadium	Tampa, FL	40,883	Testaverde

Won 5, Lost 11

Tied Third - NFC Central

Sept. 6	PHOENIX	W	23-7	Tampa Stadium	Tampa, FL	41,315	Testaverde
Sept. 13	GREEN BAY	W	31-3	Tampa Stadium	Tampa, FL	50,051	Testaverde
Sept. 20	at Minnesota	L	20-26	HHH Metrodome	Minneapolis, MN	48,113	Testaverde
Sept. 27	at Detroit	W	27-23	Pontiac Silverdome	Pontiac, MI	51,374	Testaverde
Oct. 4	INDIANAPOLIS	L	14-24	Tampa Stadium	Tampa, FL	56,585	Testaverde
-- bye week --							
Oct. 18	at Chicago	L	14-31	Soldier Field	Chicago, IL	61,412	Testaverde
Oct. 25	DETROIT	L	7-38	Tampa Stadium	Tampa, FL	53,995	Testaverde
Nov. 1	at New Orleans	L	21-23	Louisiana Superdome	New Orleans, LA	68,591	DeBerg
Nov. 8	MINNESOTA	L	7-35	Tampa Stadium	Tampa, FL	49,095	DeBerg
Nov. 15	CHICAGO	W	20-17	Tampa Stadium	Tampa, FL	69,102	Testaverde
Nov. 22	at San Diego	L	14-29	Jack Murphy Stadium	San Diego, CA	43,197	Testaverde
Nov. 29	at Green Bay	L	14-19	Milwaukee County Stadium	Milwaukee, WI	52,347	Testaverde
Dec. 6	L.A. RAMS	L	27-31	Tampa Stadium	Tampa, FL	38,387	Testaverde
Dec. 13	ATLANTA	L	7-35	Tampa Stadium	Tampa, FL	39,056	Testaverde
Dec. 19	at San Francisco	L	14-21	Candlestick Park	San Francisco, CA	60,519	Testaverde
Dec. 27	at Phoenix	W	7-3	Sun Devil Stadium	Tempe, AZ	29,645	Testaverde

1993

Head Coach: Sam Wyche
Preseason (2-2)

DATE	OPPONENT	W/L	SCORE	STADIUM	CITY	ATTEND.	STARTING QB
Aug. 7	DENVER	L	7-23	Tampa Stadium	Tampa, FL	38,020	Erickson
Aug. 14	at Atlanta	L	10-20	Georgia Dome	Atlanta, GA	49,108	DeBerg
Aug. 21	vs. Buffalo	W	32-12	Florida Citrus Bowl	Orlando, FL	37,125	DeBerg
Aug. 27	CLEVELAND	W	23-20	Tampa Stadium	Tampa, FL	41,769	DeBerg

Won 5, Lost 11

Fifth - NFC Central

Sept. 5	KANSAS CITY	L	3-27	Tampa Stadium	Tampa, FL	63,378	DeBerg
Sept. 12	at N.Y. Giants	L	7-23	Giants Stadium	East Rutherford, NJ	75,891	Erickson
-- bye week --							
Sept. 26	at Chicago	L	17-47	Soldier Field	Chicago, IL	58,329	Erickson
Oct. 3	DETROIT	W	27-10	Tampa Stadium	Tampa, FL	40,794	Erickson
Oct. 10	at Minnesota	L	0-15	HHH Metrodome	Minneapolis, MN	53,562	Erickson
-- bye week --							
Oct. 24	GREEN BAY	L	14-37	Tampa Stadium	Tampa, FL	47,354	Erickson
Oct. 31	at Atlanta	W	31-24	Georgia Dome	Atlanta, GA	50,647	Erickson
Nov. 7	at Detroit	L	0-23	Pontiac Silverdome	Pontiac, MI	65,295	Erickson
Nov. 14	SAN FRANCISCO	L	21-45	Tampa Stadium	Tampa, FL	43,835	Erickson
Nov. 21	MINNESOTA	W	23-10	Tampa Stadium	Tampa, FL	40,848	Erickson
Nov. 28	at Green Bay	L	10-13	Lambeau Field	Green Bay, WI	56,995	Erickson
Dec. 5	WASHINGTON	L	17-23	Tampa Stadium	Tampa, FL	49,035	Erickson
Dec. 12	CHICAGO	W	13-10	Tampa Stadium	Tampa, FL	56,667	Erickson
Dec. 19	at L.A. Raiders	L	20-27	L.A. Coliseum	Los Angeles, CA	40,532	Erickson
Dec. 26	at Denver	W	17-10	Mile High Stadium	Denver, CO	73,434	Erickson
Jan. 2	SAN DIEGO	L	17-32	Tampa Stadium	Tampa, FL	35,587	Erickson

1994

Head Coach: Sam Wyche
Preseason (2-2)

DATE	OPPONENT	W/L	SCORE	STADIUM	CITY	ATTEND.	STARTING QB
Aug. 6	CINCINNATI	W	17-16	Tampa Stadium	Tampa, FL	34,106	Erickson
Aug. 13	at Seattle	L	6-29	Husky Stadium	Seattle, WA	43,633	Erickson
Aug. 20	at Miami	W	29-14	Joe Robbie Stadium	Miami, FL	51,242	Erickson
Aug. 26	N.Y. JETS	L	9-10	Tampa Stadium	Tampa, FL	36,488	Erickson

Won 6, Lost 10

Fifth - NFC Central

Sept. 4	at Chicago	L	9-21	Soldier Field	Chicago, IL	61,844	Erickson
Sept. 11	INDIANAPOLIS	W	24-10	Tampa Stadium	Tampa, FL	36,631	Erickson
Sept. 18	NEW ORLEANS	L	7-9	Tampa Stadium	Tampa, FL	45,522	Erickson
Sept. 25	at Green Bay	L	3-30	Lambeau Field	Green Bay, WI	58,551	Erickson
Oct. 2	DETROIT	W	24-14	Tampa Stadium	Tampa, FL	38,012	Erickson
Oct. 9	at Atlanta	L	13-34	Georgia Dome	Atlanta, GA	52,633	Erickson
-- bye week --							
Oct. 23	at San Francisco	L	16-41	Candlestick Park	San Francisco, CA	62,741	DiIfer
Oct. 30	MINNESOTA	L	13-36	Tampa Stadium	Tampa, FL	42,110	Erickson
Nov. 6	CHICAGO	L	6-20	Tampa Stadium	Tampa, FL	60,821	DiIfer
Nov. 13	at Detroit	L	9-14	Pontiac Silverdome	Pontiac, MI	50,814	Erickson
Nov. 20	at Seattle	L	21-22	Kingdome	Seattle, WA	37,466	Erickson
Nov. 27	at Minnesota	W	20-17 (OT)	HHH Metrodome	Minneapolis, MN	47,259	Erickson
Dec. 4	WASHINGTON	W	26-21	Tampa Stadium	Tampa, FL	45,121	Erickson
Dec. 11	L.A. RAMS	W	24-14	Tampa Stadium	Tampa, FL	34,150	Erickson
Dec. 18	at Washington	W	17-14	RFK Stadium	Washington, DC	47,315	Erickson
Dec. 24	GREEN BAY	L	19-34	Tampa Stadium	Tampa, FL	65,076	Erickson

1995

Head Coach: Sam Wyche

Preseason (3-1)

DATE	OPPONENT	W/L	SCORE	STADIUM	CITY	ATTEND.	STARTING QB
Aug. 5	N.Y. JETS	L	3-9	Tampa Stadium	Tampa, FL	47,311	DiIfer
Aug. 11	at Cincinnati	W	31-7	Riverfront Stadium	Cincinnati, OH	46,374	DiIfer
Aug. 19	PITTSBURGH	W	20-7	Tampa Stadium	Tampa, FL	52,783	DiIfer
Aug. 25	vs. Miami (Orlando)	W	24-17	Florida Citrus Bowl	Orlando, FL	58,595	DiIfer

Won 7, Lost 9

Fifth - NFC Central

Sept. 3	at Philadelphia	W	21-6	Veterans Stadium	Philadelphia, PA	66,266	DiIfer
Sept. 10	at Cleveland	L	6-22	Cleveland Municipal Stadium	Cleveland, OH	61,083	DiIfer
Sept. 17	CHICAGO	L	6-25	Tampa Stadium	Tampa, FL	71,507	DiIfer
Sept. 24	WASHINGTON	W	14-6	Tampa Stadium	Tampa, FL	49,234	DiIfer
Oct. 1	at Carolina	W	20-13	Memorial Stadium	Clemson, SC	50,076	DiIfer
Oct. 8	CINCINNATI	W	19-16	Tampa Stadium	Tampa, FL	41,732	DiIfer
Oct. 15	MINNESOTA	W	20-17 (OT)	Tampa Stadium	Tampa, FL	55,703	DiIfer
Oct. 22	ATLANTA	L	21-24	Tampa Stadium	Tampa, FL	66,135	DiIfer
Oct. 29	at Houston	L	7-19	Astrodome	Houston, TX	31,489	DiIfer
-- bye week --							
Nov. 12	at Detroit	L	24-27	Pontiac Silverdome	Pontiac, MI	60,644	DiIfer
Nov. 19	JACKSONVILLE	W	17-16	Tampa Stadium	Tampa, FL	71,629	DiIfer
Nov. 26	at Green Bay	L	13-35	Lambeau Field	Green Bay, WI	59,218	DiIfer
Dec. 3	at Minnesota	L	17-31	HHH Metrodome	Minneapolis, MN	52,879	DiIfer
Dec. 10	GREEN BAY	W	13-10 (OT)	Tampa Stadium	Tampa, FL	67,557	DiIfer
Dec. 17	at Chicago	L	10-31	Soldier Field	Chicago, IL	49,475	DiIfer
Dec. 23	DETROIT	L	10-37	Tampa Stadium	Tampa, FL	50,049	DiIfer

1996

Head Coach: Tony Dungy

Preseason (1-3)

DATE	OPPONENT	W/L	SCORE	STADIUM	CITY	ATTEND.	STARTING QB
Aug. 3	at Miami	L	10-13	Joe Robbie Stadium	Miami, FL	51,141	DiIfer
Aug. 10	ATLANTA	W	16-0	Houlihan's Stadium	Tampa, FL	32,855	DiIfer
Aug. 17	at Pittsburgh	L	3-13	Three Rivers Stadium	Pittsburgh, PA	50,522	DiIfer
Aug. 23	MIAMI	L	7-19	Houlihan's Stadium	Tampa, FL	40,137	DiIfer

Won 6, Lost 10

Fourth - NFC Central

Sept. 1	GREEN BAY	L	3-34	Houlihan's Stadium	Tampa, FL	54,102	DiIfer
Sept. 8	at Detroit	L	6-21	Pontiac Silverdome	Pontiac, MI	54,229	DiIfer
Sept. 15	at Denver	L	23-27	Mile High Stadium	Denver, CO	71,535	DiIfer
Sept. 22	SEATTLE	L	13-17	Houlihan's Stadium	Tampa, FL	30,212	DiIfer
Sept. 29	DETROIT	L	0-27	Houlihan's Stadium	Tampa, FL	34,961	DiIfer
-- bye week --							
Oct. 13	MINNESOTA	W	24-13	Houlihan's Stadium	Tampa, FL	32,175	DiIfer
Oct. 20	at Arizona	L	9-13	Sun Devil Stadium	Tempe, AZ	27,738	DiIfer
Oct. 27	at Green Bay	L	7-13	Lambeau Field	Green Bay, WI	60,627	DiIfer
Nov. 3	at Chicago	L	10-13	Soldier Field	Chicago, IL	58,727	DiIfer
Nov. 10	OAKLAND	W	20-17 (OT)	Houlihan's Stadium	Tampa, FL	45,392	DiIfer
Nov. 17	at San Diego	W	25-17	Jack Murphy Stadium	San Diego, CA	57,526	DiIfer
Nov. 24	NEW ORLEANS	W	13-7	Houlihan's Stadium	Tampa, FL	40,203	DiIfer
Dec. 1	at Carolina	L	0-24	Ericsson Stadium	Charlotte, NC	57,623	DiIfer
Dec. 8	WASHINGTON	W	24-10	Houlihan's Stadium	Tampa, FL	44,733	DiIfer
Dec. 15	at Minnesota	L	10-21	HHH Metrodome	Minneapolis, MN	49,302	DiIfer
Dec. 22	CHICAGO	W	34-19	Houlihan's Stadium	Tampa, FL	51,572	DiIfer

1997

Head Coach: Tony Dungy
Preseason (1-3)

DATE	OPPONENT	W/L	SCORE	STADIUM	CITY	ATTEND.	STARTING QB
Aug. 2	WASHINGTON	L	8-20	Houlihan's Stadium	Tampa, FL	41,360	Diifer
Aug. 9	at Atlanta	L	12-17	Georgia Dome	Atlanta, GA	34,219	Diifer
Aug. 16	MIAMI	W	24-10	Houlihan's Stadium	Tampa, FL	35,024	Diifer
Aug. 22	vs. N.Y. Jets	L	9-15 (OT)	Florida Citrus Bowl	Orlando, FL	21,342	Diifer

Won 10, Lost 6

Aug. 31	SAN FRANCISCO	W	13-6	Houlihan's Stadium	Tampa, FL	62,554	DiIfer
Sept. 7	at Detroit	W	24-17	Pontiac Silverdome	Pontiac, MI	58,234	DiIfer
Sept. 14	at Minnesota	W	28-14	HHH Metrodome	Minneapolis, MN	63,697	DiIfer
Sept. 21	MIAMI	W	31-21	Houlihan's Stadium	Tampa, FL	73,314	DiIfer
Sept. 28	ARIZONA	W	19-18	Houlihan's Stadium	Tampa, FL	53,804	DiIfer
Oct. 5	at Green Bay	L	16-21	Lambeau Field	Green Bay, WI	60,100	DiIfer
Oct. 12	DETROIT	L	9-27	Houlihan's Stadium	Tampa, FL	72,095	DiIfer
-- bye week --							
Oct. 26	MINNESOTA	L	6-10	Houlihan's Stadium	Tampa, FL	66,815	DiIfer
Nov. 2	at Indianapolis	W	31-28	RCA Dome	Indianapolis, IN	58,512	DiIfer
Nov. 9	at Atlanta	W	31-10	Georgia Dome	Atlanta, GA	46,018	DiIfer
Nov. 16	NEW ENGLAND	W	27-7	Houlihan's Stadium	Tampa, FL	70,479	DiIfer
Nov. 23	at Chicago	L	7-13	Soldier Field	Chicago, IL	43,955	DiIfer
Nov. 30	at N.Y. Giants	W	20-8	Giants Stadium	East Rutherford, NJ	68,678	DiIfer
Dec. 7	GREEN BAY	L	6-17	Houlihan's Stadium	Tampa, FL	73,523	DiIfer
Dec. 14	at N.Y. Jets	L	0-31	Giants Stadium	East Rutherford, NJ	60,122	DiIfer
Dec. 21	CHICAGO	W	31-15	Houlihan's Stadium	Tampa, FL	70,930	DiIfer

NFC WILD CARD PLAYOFF GAME

Dec. 28	DETROIT	W	20-10	Houlihan's Stadium	Tampa, FL	73,361	Diifer
---------	---------	---	-------	--------------------	-----------	--------	--------

NFC DIVISIONAL PLAYOFF GAME

Jan. 4	at Green Bay	L	7-21	Lambeau Field	Green Bay, WI	60,327	Diifer
--------	--------------	---	------	---------------	---------------	--------	--------

1998

Head Coach: Tony Dungy
Preseason (2-3)

DATE	OPPONENT	W/L	SCORE	STADIUM	CITY	ATTEND.	STARTING QB
Aug. 1	vs. Pittsburgh	W	30-6	Fawcett Stadium	Canton, OH	23,875	Diifer
Aug. 8	vs. Kansas City	L	13-17	Owens Field	Norman, OK	43,657	Diifer
Aug. 13	at Miami	L	13-14	Pro Player Stadium	Miami, FL	59,184	Diifer
Aug. 24	at Oakland	W	41-7	Oakland-Alameda County Stadium	Oakland, CA	32,017	Diifer

Aug. 28 at New Orleans

L	6-10	Louisiana Superdome	New Orleans, LA	43,774	Walsh
---	------	---------------------	-----------------	--------	-------

Won 8, Lost 8

Sept. 6	at Minnesota	L	7-31	HHH Metrodome	Minneapolis, MN	62,538	Dilfer
Sept. 13	at Green Bay	L	15-23	Lambeau Field	Green Bay, WI	60,124	Dilfer
Sept. 20	CHICAGO	W	27-15	Raymond James Stadium	Tampa, FL	64,328	Dilfer
Sept. 28	at Detroit	L	6-27	Pontiac Silverdome	Pontiac, MI	74,724	Dilfer
Oct. 4	N.Y. GIANTS	W	20-3	Raymond James Stadium	Tampa, FL	64,989	Dilfer
— bye week —							
Oct. 18	CAROLINA	W	16-13	Raymond James Stadium	Tampa, FL	63,600	Dilfer
Oct. 25	at New Orleans	L	3-9	Louisiana Superdome	New Orleans, LA	62,695	Dilfer
Nov. 1	MINNESOTA	W	27-24	Raymond James Stadium	Tampa, FL	64,979	Dilfer
Nov. 8	TENNESSEE	L	22-31	Raymond James Stadium	Tampa, FL	65,054	Dilfer
Nov. 15	at Jacksonville	L	24-29	ALLTEL Stadium	Jacksonville, FL	72,974	Dilfer
Nov. 22	DETROIT	L	25-28	Raymond James Stadium	Tampa, FL	64,265	Dilfer
Nov. 29	at Chicago	W	31-17	Soldier Field	Chicago, IL	51,938	Dilfer
Dec. 7	GREEN BAY	W	24-22	Raymond James Stadium	Tampa, FL	65,497	Dilfer
Dec. 13	PITTSBURGH	W	16-3	Raymond James Stadium	Tampa, FL	65,335	Dilfer
Dec. 19	at Washington	L	16-20	Jack Kent Cooke Stadium	Landover, MD	66,309	Dilfer
Dec. 27	at Cincinnati	W	35-0	Cinergy Field	Cincinnati, OH	49,826	Dilfer

Head Coach: Tony Dungy

Preseason (4-0)

DATE	OPPONENT	W/L	SCORE	STADIUM	CITY	ATTEND.	STARTING QB
Aug. 14	CLEVELAND	W	30-3	Raymond James Stadium	Tampa, FL	63,963	DiIfer
Aug. 21	at Kansas City	W	17-7	Arrowhead Stadium	Kansas City, MO	76,292	DiIfer
Aug. 28	NEW ENGLAND	W	45-14	Raymond James Stadium	Tampa, FL	64,092	DiIfer
Sept. 3	at Washington	W	16-13	Redskins Stadium	Landover, MD	63,722	DiIfer

Won 11, Lost 5

First - NFC Central

Sept. 12	· N.Y. GIANTS	L	13-17	Raymond James Stadium	Tampa, FL	65,026	DiIfer
Sept. 19	at Philadelphia	W	19-5	Veterans Stadium	Philadelphia, PA	64,285	DiIfer
Sept. 26	· DENVER	W	13-10	Raymond James Stadium	Tampa, FL	65,297	DiIfer
Oct. 3	at Minnesota	L	14-21	HHH Metrodome	Minneapolis, MN	64,106	DiIfer
Oct. 10	at Green Bay	L	23-26	Lambeau Field	Green Bay, WI	59,868	DiIfer
-- bye week --							
Oct. 24	· CHICAGO	W	6-3	Raymond James Stadium	Tampa, FL	65,283	DiIfer
Oct. 31	at Detroit	L	3-20	Pontiac Silverdome	Pontiac, MI	63,135	Zeiler
Nov. 7	at New Orleans	W	31-16	Louisiana Superdome	New Orleans, LA	47,129	DiIfer
Nov. 14	· KANSAS CITY	W	17-10	Raymond James Stadium	Tampa, FL	64,927	DiIfer
Nov. 21	· ATLANTA	W	19-10	Raymond James Stadium	Tampa, FL	65,158	DiIfer
Nov. 28	at Seattle	W	16-3	Kingdome	Seattle, WA	66,314	DiIfer
Dec. 6	· MINNESOTA	W	24-17	Raymond James Stadium	Tampa, FL	65,741	King
Dec. 12	· DETROIT	W	23-16	Raymond James Stadium	Tampa, FL	65,536	King
Dec. 19	at Oakland	L	0-45	Network Associates Coliseum	Oakland, CA	46,395	King
Dec. 26	· GREEN BAY	W	29-10	Raymond James Stadium	Tampa, FL	65,723	King
Jan. 2	at Chicago	W	20-6	Soldier Field	Chicago, IL	66,944	King

NFC DIVISIONAL PLAYOFF GAME

Jan. 15	· WASHINGTON	W	14-13	Raymond James Stadium	Tampa, FL	65,835	King
---------	--------------	---	-------	-----------------------	-----------	--------	------

NFC CHAMPIONSHIP GAME

Jan. 23	at St. Louis	L	6-11	Trans World Dome	St. Louis, MO	66,496	King
---------	--------------	---	------	------------------	---------------	--------	------

2000

Head Coach: Tony Dungy

Preseason (3-1)

DATE	OPPONENT	W/L	SCORE	STADIUM	CITY	ATTEND.	STARTING QB
Aug. 4	WASHINGTON	W	13-12	Raymond James Stadium	Tampa, FL	65,003	King
Aug. 10	at Miami	L	13-15	Pro Player Stadium	Miami, FL	58,703	King
Aug. 20	at New England	W	31-21	Foxboro Stadium	Foxboro, MA	60,292	King
Aug. 25	KANSAS CITY	W	37-14	Raymond James Stadium	Tampa, FL	64,267	King

Won 10, Lost 6

Second - NFC Central

Sept. 3	at New England	W	21-16	Foxboro Stadium	Foxboro, MA	60,292	King
Sept. 10	· CHICAGO	W	41-0	Raymond James Stadium	Tampa, FL	65,569	King
Sept. 17	at Detroit	W	31-10	Pontiac Silverdome	Pontiac, MI	76,928	King
Sept. 24	· N.Y. JETS	L	17-21	Raymond James Stadium	Tampa, FL	65,619	King
Oct. 1	at Washington	L	17-20 (OT)	FedEx Field	Landover, MD	83,532	King
Oct. 9	at Minnesota	L	23-30	HHH Metrodome	Minneapolis, MN	64,162	King
-- bye week --							
Oct. 19	· DETROIT	L	14-28	Raymond James Stadium	Tampa, FL	65,557	King
Oct. 29	· MINNESOTA	W	41-13	Raymond James Stadium	Tampa, FL	65,589	King
Nov. 5	at Atlanta	W	27-14	Georgia Dome	Atlanta, GA	70,097	King
Nov. 12	· GREEN BAY	W	20-15	Raymond James Stadium	Tampa, FL	65,621	King
Nov. 19	at Chicago	L	10-13	Soldier Field	Chicago, IL	66,944	King
Nov. 26	· BUFFALO	W	31-17	Raymond James Stadium	Tampa, FL	65,546	King
Dec. 3	· DALLAS	W	27-7	Raymond James Stadium	Tampa, FL	65,621	King
Dec. 10	at Miami	W	16-13	Pro Player Stadium	Miami, FL	74,307	King
Dec. 18	· ST. LOUIS	W	38-35	Raymond James Stadium	Tampa, FL	65,653	King
Dec. 24	at Green Bay	L	14-17 (OT)	Lambeau Field	Green Bay, WI	59,692	King

NFC WILD CARD PLAYOFF GAME

Dec. 31	at Philadelphia	L	3-21	Veterans Stadium	Philadelphia, PA	65,813	King
---------	-----------------	---	------	------------------	------------------	--------	------

2001

Head Coach: Tony Dungy
Preseason (1-3)

DATE	OPPONENT	W/L	SCORE	STADIUM	CITY	ATTEND.	STARTING QB
Aug. 13	MIAMI	L	14-17	Raymond James Stadium	Tampa, FL	65,308	B. Johnson
Aug. 18	at Cleveland	L	6-7	Cleveland Browns Stadium	Cleveland, OH	72,018	B. Johnson
Aug. 25	NEW ENGLAND	W	20-3	Raymond James Stadium	Tampa, FL	65,444	B. Johnson
Aug. 31	at Atlanta	L	7-36	Georgia Dome	Atlanta, GA	44,162	B. Johnson

Won 9, Lost 7

Sept. 9	at Dallas	W	10-6	Texas Stadium	Irving, TX	61,521	B. Johnson
-- bye week --							
Sept. 30	at Minnesota	L	16-20	HHH Metrodome	Minneapolis, MN	64,105	B. Johnson
Oct. 7	GREEN BAY	W	14-10	Raymond James Stadium	Tampa, FL	65,510	B. Johnson
Oct. 14	at Tennessee	L	28-31 (OT)	Adelphia Coliseum	Nashville, TN	68,798	B. Johnson
Oct. 21	PITTSBURGH	L	10-17	Raymond James Stadium	Tampa, FL	65,588	B. Johnson
Oct. 28	MINNESOTA	W	41-14	Raymond James Stadium	Tampa, FL	65,558	B. Johnson
Nov. 4	at Green Bay	L	20-21	Lambeau Field	Green Bay, WI	59,861	B. Johnson
Nov. 11	at Detroit	W	20-17	Pontiac Silverdome	Pontiac, MI	74,268	B. Johnson
Nov. 18	CHICAGO	L	24-27	Raymond James Stadium	Tampa, FL	65,612	B. Johnson
Nov. 26	at St. Louis	W	24-17	Dome at America's Center	St. Louis, MO	66,198	B. Johnson
Dec. 2	at Cincinnati	W	16-13 (OT)	Paul Brown Stadium	Cincinnati, OH	52,135	B. Johnson
Dec. 9	DETROIT	W	15-12	Raymond James Stadium	Tampa, FL	65,514	B. Johnson
Dec. 16	at Chicago	L	3-27	Soldier Field	Chicago, IL	66,944	B. Johnson
Dec. 23	NEW ORLEANS	W	48-21	Raymond James Stadium	Tampa, FL	65,526	B. Johnson
Dec. 29	BALTIMORE	W	22-10	Raymond James Stadium	Tampa, FL	65,619	B. Johnson
Jan. 6	PHILADELPHIA	L	13-17	Raymond James Stadium	Tampa, FL	65,541	B. Johnson

NFC WILD CARD PLAYOFF GAME

Jan. 12	at Philadelphia	L	9-31	Veterans Stadium	Philadelphia, PA	65,847	B. Johnson
---------	-----------------	---	------	------------------	------------------	--------	------------

2002

Head Coach: Jon Gruden
Preseason (3-1)

DATE	OPPONENT	W/L	SCORE	STADIUM	CITY	ATTEND.	STARTING QB
Aug. 12	MIAMI	W	14-10	Raymond James Stadium	Tampa, FL	65,008	B. Johnson
Aug. 16	at Jacksonville	W	20-0	ALLTEL Stadium	Jacksonville, FL	47,036	B. Johnson
Aug. 24	WASHINGTON	L	10-40	Raymond James Stadium	Tampa, FL	65,598	B. Johnson
Aug. 30	at Houston	W	17-13	Reliant Stadium	Houston, TX	68,371	B. Johnson

Won 12, Lost 4

Sept. 8	NEW ORLEANS	L	20-26 (OT)	Raymond James Stadium	Tampa, FL	65,554	B. Johnson
Sept. 15	at Baltimore	W	25-0	Ravens Stadium	Baltimore, MD	69,304	B. Johnson
Sept. 23	ST. LOUIS	W	26-14	Raymond James Stadium	Tampa, FL	65,652	B. Johnson
Sept. 29	at Cincinnati	W	35-7	Paul Brown Stadium	Cincinnati, OH	57,234	B. Johnson
Oct. 6	at Atlanta	W	20-6	Georgia Dome	Atlanta, GA	68,936	B. Johnson
Oct. 13	CLEVELAND	W	17-3	Raymond James Stadium	Tampa, FL	65,625	B. Johnson
Oct. 20	at Philadelphia	L	10-20	Veterans Stadium	Philadelphia, PA	65,523	B. Johnson
Oct. 27	at Carolina	W	12-9	Ericsson Stadium	Charlotte, NC	72,892	R. Johnson
Nov. 3	MINNESOTA	W	38-24	Raymond James Stadium	Tampa, FL	65,667	B. Johnson
-- bye week --							
Nov. 17	CAROLINA	W	23-10	Raymond James Stadium	Tampa, FL	65,527	B. Johnson
Nov. 24	GREEN BAY	W	21-7	Raymond James Stadium	Tampa, FL	65,672	B. Johnson
Dec. 1	at New Orleans	L	20-23	Louisiana Superdome	New Orleans, LA	68,226	B. Johnson
Dec. 8	ATLANTA	W	34-10	Raymond James Stadium	Tampa, FL	65,648	B. Johnson
Dec. 15	at Detroit	W	23-20	Ford Field	Detroit, MI	61,942	B. Johnson
Dec. 23	PITTSBURGH	L	7-17	Raymond James Stadium	Tampa, FL	65,684	King
Dec. 29	at Chicago	W	15-0	Memorial Stadium	Champaign, IL	55,832	R. Johnson

NFC DIVISIONAL PLAYOFF GAME

Jan. 12	SAN FRANCISCO	W	31-6	Raymond James Stadium	Tampa, FL	65,559	B. Johnson
---------	---------------	---	------	-----------------------	-----------	--------	------------

NFC CHAMPIONSHIP GAME

Jan. 19	at Philadelphia	W	27-10	Veterans Stadium	Philadelphia, PA	66,713	B. Johnson
---------	-----------------	---	-------	------------------	------------------	--------	------------

SUPER BOWL XXXVII

Jan. 26	Oakland	W	48-21	Qualcomm Stadium	San Diego, CA	67,603	B. Johnson
---------	---------	---	-------	------------------	---------------	--------	------------

Head Coach: Jon Gruden

Preseason (4-1)

DATE	OPPONENT	W/L	SCORE	STADIUM	CITY	ATTEND.	STARTING QB
Aug. 2	vs. N.Y. Jets	W	30-14	Tokyo Dome	Tokyo, Japan	43,601	B. Johnson
Aug. 8	at Miami	W	20-19	Pro Player Stadium	Miami, FL	62,261	B. Johnson
Aug. 18	at St. Louis	L	16-26	Edward Jones Dome	St. Louis, MO	65,368	B. Johnson
Aug. 23	JACKSONVILLE	W	10-6	Raymond James Stadium	Tampa, FL	65,266	B. Johnson
Aug. 28	HOUSTON	W	34-3	Raymond James Stadium	Tampa, FL	64,808	B. Johnson

Won 7, Lost 9

Sept. 8	at Philadelphia	W	17-0	Lincoln Financial Field	Philadelphia, PA	67,772	B. Johnson
Sept. 14	CAROLINA	L	9-12 (OT)	Raymond James Stadium	Tampa, FL	65,621	B. Johnson
Sept. 21	at Atlanta	W	31-10	Georgia Dome	Atlanta, GA	70,871	B. Johnson
— bye week —							
Oct. 6	INDIANAPOLIS	L	35-38 (OT)	Raymond James Stadium	Tampa, FL	65,647	B. Johnson
Oct. 12	at Washington	W	35-13	FedEx Field	Landover, MD	85,490	B. Johnson
Oct. 19	at San Francisco	L	7-24	3COM Park	San Francisco, CA	67,809	B. Johnson
Oct. 26	DALLAS	W	16-0	Raymond James Stadium	Tampa, FL	65,602	B. Johnson
Nov. 2	NEW ORLEANS	L	14-17	Raymond James Stadium	Tampa, FL	65,524	B. Johnson
Nov. 9	at Carolina	L	24-27	Ericsson Stadium	Charlotte, NC	73,345	B. Johnson
Nov. 16	GREEN BAY	L	13-20	Raymond James Stadium	Tampa, FL	65,614	B. Johnson
Nov. 24	N.Y. GIANTS	W	19-13	Raymond James Stadium	Tampa, FL	65,648	B. Johnson
Nov. 30	at Jacksonville	L	10-17	ALLTEL Stadium	Jacksonville, FL	60,543	B. Johnson
Dec. 7	at New Orleans	W	14-7	Louisiana Superdome	New Orleans, LA	68,442	B. Johnson
Dec. 14	HOUSTON	W	16-3	Raymond James Stadium	Tampa, FL	65,124	B. Johnson
Dec. 20	ATLANTA	L	28-30	Raymond James Stadium	Tampa, FL	65,572	B. Johnson
Dec. 28	at Tennessee	L	13-33	The Coliseum	Nashville, TN	68,809	B. Johnson

Third - NFC South

2004

Head Coach: Jon Gruden

Preseason (3-1)

DATE	OPPONENT	W/L	SCORE	STADIUM	CITY	ATTEND.	STARTING QB
Aug. 16	CINCINNATI	W	20-6	Raymond James Stadium	Tampa, FL	56,184	B. Johnson
Aug. 20	at Jacksonville	L	6-14	ALLTEL Stadium	Jacksonville, FL	50,021	B. Johnson
Aug. 28	MIAMI	W	17-10	Raymond James Stadium	Tampa, FL	64,992	B. Johnson
Sept. 2	at Houston	W	17-9	Reliant Stadium	Houston, TX	70,224	B. Johnson

Won 5, Lost 11

Sept. 12	at Washington	L	10-16	FedEx Field	Landover, MD	90,098	B. Johnson
Sept. 19	SEATTLE	L	6-10	Raymond James Stadium	Tampa, FL	65,089	B. Johnson
Sept. 26	at Oakland	L	20-30	Network Associates Coliseum	Oakland, CA	60,874	B. Johnson
Oct. 3	DENVER	L	13-16	Raymond James Stadium	Tampa, FL	65,341	B. Johnson
Oct. 10	at New Orleans	W	20-17	Louisiana Superdome	New Orleans, LA	64,900	Simms
Oct. 18	at St. Louis	L	21-28	Edward Jones Dome	St. Louis, MO	66,040	Griese
Oct. 24	CHICAGO	W	19-7	Raymond James Stadium	Tampa, FL	65,550	Griese
— bye week —							
Nov. 7	KANSAS CITY	W	34-31	Raymond James Stadium	Tampa, FL	65,495	Griese
Nov. 14	at Atlanta	L	14-24	Georgia Dome	Atlanta, GA	70,810	Griese
Nov. 21	SAN FRANCISCO	W	35-3	Raymond James Stadium	Tampa, FL	65,234	Griese
Nov. 28	at Carolina	L	14-21	Bank of America Stadium	Charlotte, NC	73,124	Griese
Dec. 5	ATLANTA	W	27-0	Raymond James Stadium	Tampa, FL	65,556	Griese
Dec. 12	at San Diego	L	24-31	Qualcomm Stadium	San Diego, CA	65,858	Griese
Dec. 19	NEW ORLEANS	L	17-21	Raymond James Stadium	Tampa, FL	65,075	Griese
Dec. 26	CAROLINA	L	20-37	Raymond James Stadium	Tampa, FL	65,380	Griese
Jan. 2	at Arizona	L	7-12	Sun Devil Stadium	Tempe, AZ	31,650	Simms

2005

Head Coach: Jon Gruden

Preseason (2-2)

DATE	OPPONENT	W/L	SCORE	STADIUM	CITY	ATTEND.	STARTING QB
Aug. 12	at Tennessee	W	20-17 (OT)	The Coliseum	Nashville, TN	69,010	Griese
Aug. 20	JACKSONVILLE	L	17-20	Raymond James Stadium	Tampa, FL	64,089	Griese
Aug. 27	at Miami	L	14-17	Dolphin Stadium	Miami, FL	67,892	Griese
Sept. 1	HOUSTON	W	38-14	Raymond James Stadium	Tampa, FL	63,591	Griese

Won 11, Lost 5

First - NFC South

Sept. 11	at Minnesota	W	24-13	HHH Metrodome	Minneapolis, MN	63,939	Griese
Sept. 18	.. BUFFALO	W	19-3	Raymond James Stadium	Tampa, FL	64,777	Griese
Sept. 25	at Green Bay	W	17-16	Lambeau Field	Green Bay, WI	70,518	Griese
Oct. 2	.. DETROIT	W	17-13	Raymond James Stadium	Tampa, FL	64,994	Griese
Oct. 9	at N.Y. Jets	L	12-14	Giants Stadium	East Rutherford, NJ	77,852	Griese
Oct. 16	.. MIAMI	W	27-13	Raymond James Stadium	Tampa, FL	65,168	Griese
-- bye week --							
Oct. 30	at San Francisco	L	10-15	Monster Park	San Francisco, CA	63,358	Simms
Nov. 6	.. CAROLINA	L	14-34	Raymond James Stadium	Tampa, FL	65,014	Simms
Nov. 13	.. WASHINGTON	W	36-35	Raymond James Stadium	Tampa, FL	65,421	Simms
Nov. 20	at Atlanta	W	30-27	Georgia Dome	Atlanta, GA	70,794	Simms
Nov. 27	.. CHICAGO	L	10-13	Raymond James Stadium	Tampa, FL	65,506	Simms
Dec. 4	at New Orleans	W	10-3	Tiger Stadium	Baton Rouge, LA	34,411	Simms
Dec. 11	at Carolina	W	20-10	Bank of America Stadium	Charlotte, NC	73,467	Simms
Dec. 17	at New England	L	0-28	Gillette Stadium	Foxboro, MA	68,756	Simms
Dec. 24	.. ATLANTA	W	27-24 (OT)	Raymond James Stadium	Tampa, FL	65,482	Simms
Jan. 1	.. NEW ORLEANS	W	27-13	Raymond James Stadium	Tampa, FL	65,379	Simms

NFC WILD CARD PLAYOFF GAME

Jan. 7	.. WASHINGTON	L	10-17	Raymond James Stadium	Tampa, FL	65,514	Simms
--------	---------------	---	-------	-----------------------	-----------	--------	-------

2006

Head Coach: Jon Gruden

Preseason (1-3)

DATE	OPPONENT	W/L	SCORE	STADIUM	CITY	ATTEND.	STARTING QB
Aug. 11	N.Y. JETS	W	16-3	Raymond James Stadium	Tampa, FL	65,015	Simms
Aug. 19	MIAMI	L	10-13	Raymond James Stadium	Tampa, FL	65,140	Simms
Aug. 26	at Jacksonville	L	18-29	Alltel Stadium	Jacksonville, FL	63,161	Simms
Aug. 31	at Houston	L	13-16	Reliant Stadium	Houston, TX	70,037	Simms

Won 4, Lost 12

Fourth - NFC South

Sept. 10	.. BALTIMORE	L	0-27	Raymond James Stadium	Tampa, FL	65,087	Simms
Sept. 17	at Atlanta	L	3-14	Georgia Dome	Atlanta, GA	70,828	Simms
Sept. 24	.. CAROLINA	L	24-26	Raymond James Stadium	Tampa, FL	65,423	Simms
-- bye week --							
Oct. 8	at New Orleans	L	21-24	Louisiana Superdome	New Orleans, LA	68,183	Gradkowski
Oct. 15	.. CINCINNATI	W	14-13	Raymond James Stadium	Tampa, FL	65,732	Gradkowski
Oct. 22	.. PHILADELPHIA	W	23-21	Raymond James Stadium	Tampa, FL	65,808	Gradkowski
Oct. 29	at N.Y. Giants	L	3-17	Giants Stadium	East Rutherford, NJ	78,647	Gradkowski
Nov. 5	.. NEW ORLEANS	L	14-31	Raymond James Stadium	Tampa, FL	65,561	Gradkowski
Nov. 13	at Carolina	L	10-24	Bank of America Stadium	Charlotte, NC	73,573	Gradkowski
Nov. 19	.. WASHINGTON	W	20-17	Raymond James Stadium	Tampa, FL	65,699	Gradkowski
Nov. 23	at Dallas	L	10-38	Texas Stadium	Irving, TX	63,183	Gradkowski
Dec. 3	at Pittsburgh	L	3-20	Heinz Field	Pittsburgh, PA	59,843	Gradkowski
Dec. 10	.. ATLANTA	L	6-17	Raymond James Stadium	Tampa, FL	65,691	Gradkowski
Dec. 17	at Chicago	L	31-34 (OT)	Soldier Field	Chicago, IL	62,260	Gradkowski
Dec. 24	at Cleveland	W	22-7	Cleveland Browns Stadium	Cleveland, OH	69,603	Rattay
Dec. 31	.. SEATTLE	L	7-23	Raymond James Stadium	Tampa, FL	65,660	Rattay

2007

Head Coach: Jon Gruden

Preseason (3-1)

DATE	OPPONENT	W/L	SCORE	STADIUM	CITY	ATTEND.	STARTING QB
Aug. 10	NEW ENGLAND	W	13-10	Raymond James Stadium	Tampa, FL	65,130	Garcia
Aug. 18	at Jacksonville	L	19-31	Jacksonville Municipal Stadium	Jacksonville, FL	66,944	Garcia
Aug. 25	at Miami	W	31-28	Dolphin Stadium	Miami, FL	65,660	Garcia
Aug. 30	HOUSTON	W	31-24	Raymond James Stadium	Tampa, FL	64,321	McCown

Won 9, Lost 7

Sept. 9	at Seattle	L	6-20	Qwest Field	Seattle, WA	68,044	Garcia
Sept. 16	NEW ORLEANS	W	31-14	Raymond James Stadium	Tampa, FL	65,178	Garcia
Sept. 23	ST. LOUIS	W	24-3	Raymond James Stadium	Tampa, FL	65,267	Garcia
Sept. 30	at Carolina	W	20-7	Bank of America Stadium	Charlotte, NC	73,707	Garcia
Oct. 7	at Indianapolis	L	14-33	RCA Dome	Indianapolis, IN	57,202	Garcia
Oct. 14	TENNESSEE	W	13-10	Raymond James Stadium	Tampa, FL	65,347	Garcia
Oct. 21	at Detroit	L	16-23	Ford Field	Detroit, MI	60,442	Garcia
Oct. 28	JACKSONVILLE	L	23-24	Raymond James Stadium	Tampa, FL	65,133	Garcia
Nov. 4	ARIZONA	W	17-10	Raymond James Stadium	Tampa, FL	65,267	Garcia
-- bye week --							
Nov. 18	at Atlanta	W	31-7	Georgia Dome	Atlanta, GA	69,480	Garcia
Nov. 25	WASHINGTON	W	19-13	Raymond James Stadium	Tampa, FL	65,596	Garcia
Dec. 2	at New Orleans	W	27-23	Louisiana Superdome	New Orleans, LA	70,009	McCown
Dec. 9	at Houston	L	14-28	Reliant Stadium	Houston, TX	70,237	McCown
Dec. 16	ATLANTA	W	37-3	Raymond James Stadium	Tampa, FL	65,133	Garcia
Dec. 23	at San Francisco	L	19-21	Monster Park	San Francisco, CA	68,193	Garcia
Dec. 30	CAROLINA	L	23-31	Raymond James Stadium	Tampa, FL	65,609	McCown

NFC WILD CARD PLAYOFF GAME

Jan. 6	N.Y. GIANTS	L	14-24	Raymond James Stadium	Tampa, FL	65,621	Garcia
--------	-------------	---	-------	-----------------------	-----------	--------	--------

2008

Head Coach: Jon Gruden

Preseason (3-1)

DATE	OPPONENT	W/L	SCORE	STADIUM	CITY	ATTEND.	STARTING QB
Aug. 9	at Miami	W	17-6	Dolphin Stadium	Miami, FL	64,087	McCown
Aug. 17	NEW ENGLAND	W	27-10	Raymond James Stadium	Tampa, FL	63,365	Griese
Aug. 23	JACKSONVILLE	L	17-23	Raymond James Stadium	Tampa, FL	62,696	Garcia
Aug. 28	at Houston	W	16-6	Reliant Stadium	Houston, TX	70,011	McCown

Won 9, Lost 7

Sept. 7	at New Orleans	L	20-24	Louisiana Superdome	New Orleans, LA	69,881	Garcia
Sept. 14	ATLANTA	W	24-9	Raymond James Stadium	Tampa, FL	63,611	Griese
Sept. 21	at Chicago	W	27-24 (OT)	Soldier Field	Chicago, IL	62,051	Griese
Sept. 28	GREEN BAY	W	30-21	Raymond James Stadium	Tampa, FL	64,122	Griese
Oct. 5	at Denver	L	13-16	INVESCO Field at Mile High	Denver, CO	75,480	Griese
Oct. 12	CAROLINA	W	27-3	Raymond James Stadium	Tampa, FL	64,211	Garcia
Oct. 19	SEATTLE	W	20-10	Raymond James Stadium	Tampa, FL	64,811	Garcia
Oct. 26	at Dallas	L	9-13	Texas Stadium	Dallas, TX	63,254	Garcia
Nov. 2	at Kansas City	W	30-27 (OT)	Arrowhead Stadium	Kansas City, MO	74,045	Garcia
-- bye week --							
Nov. 16	MINNESOTA	W	19-13	Raymond James Stadium	Tampa, FL	65,278	Garcia
Nov. 23	at Detroit	W	38-20	Ford Field	Detroit, MI	49,096	Garcia
Nov. 30	NEW ORLEANS	W	23-20	Raymond James Stadium	Tampa, FL	64,430	Garcia
Dec. 8	at Carolina	L	23-38	Bank of America Stadium	Charlotte, NC	74,113	Garcia
Dec. 14	at Atlanta	L	10-13 (OT)	Georgia Dome	Atlanta, GA	65,045	Griese
Dec. 21	SAN DIEGO	L	24-41	Raymond James Stadium	Tampa, FL	64,778	Garcia
Dec. 28	OAKLAND	L	24-31	Raymond James Stadium	Tampa, FL	64,847	Garcia

2009

Head Coach: Raheem Morris
Preseason (1-3)

DATE	OPPONENT	W/L	SCORE	STADIUM	CITY	ATTEND.	STARTING QB
Aug. 15	at Tennessee	L	20-27	LP Field	Nashville, TN	69,143	McCown
Aug. 22	at Jacksonville	W	24-23	Jacksonville Municipal Stadium	Jacksonville, FL	42,177	Leftwich
Aug. 27	MIAMI	L	6-10	Raymond James Stadium	Tampa, FL	63,386	Leftwich
Sept. 4	HOUSTON	L	20-27	Raymond James Stadium	Tampa, FL	63,831	Freeman

Won 3, Lost 13

Sept. 13	DALLAS	L	21-34	Raymond James Stadium	Tampa, FL	63,806	Leftwich
Sept. 20	at Buffalo	L	20-33	Ralph Wilson Stadium	Orchard Park, NY	70,318	Leftwich
Sept. 27	N.Y. GIANTS	L	0-24	Raymond James Stadium	Tampa, FL	63,689	Leftwich
Oct. 4	at Washington	L	13-16	FedEx Field	Landover, MD	86,412	J. Johnson
Oct. 11	at Philadelphia	L	14-33	Lincoln Financial Field	Philadelphia, PA	69,144	J. Johnson
Oct. 18	CAROLINA	L	21-28	Raymond James Stadium	Tampa, FL	62,422	J. Johnson
Oct. 25	NEW ENGLAND	L	7-35	Wembley Stadium	London, England	84,254	J. Johnson
-- bye week --							
Nov. 8	GREEN BAY	W	38-28	Raymond James Stadium	Tampa, FL	62,994	Freeman
Nov. 15	at Miami	L	23-25	Land Shark Stadium	Miami Gardens, FL	66,085	Freeman
Nov. 22	NEW ORLEANS	L	7-38	Raymond James Stadium	Tampa, FL	62,720	Freeman
Nov. 29	at Atlanta	L	17-20	Georgia Dome	Atlanta, GA	67,029	Freeman
Dec. 6	at Carolina	L	6-16	Bank of America Stadium	Charlotte, NC	72,455	Freeman
Dec. 13	N.Y. JETS	L	3-26	Raymond James Stadium	Tampa, FL	62,731	Freeman
Dec. 20	at Seattle	W	24-7	Qwest Field	Seattle, WA	67,011	Freeman
Dec. 27	at New Orleans	W	20-17 (OT)	Louisiana Superdome	New Orleans, LA	70,021	Freeman
Jan. 3	ATLANTA	L	10-20	Raymond James Stadium	Tampa, FL	62,578	Freeman

Fourth - NFC South

2010

Head Coach: Raheem Morris
Preseason (2-2)

DATE	OPPONENT	W/L	SCORE	STADIUM	CITY	ATTEND.	STARTING QB
Aug. 14	at Miami	L	7-10	Sun Life Stadium	Miami, FL	59,108	Freeman
Aug. 21	KANSAS CITY	W	20-15	Raymond James Stadium	Tampa, FL	41,386	Freeman
Aug. 28	JACKSONVILLE	L	13-19	Raymond James Stadium	Tampa, FL	42,640	J. Johnson
Sept. 2	at Houston	W	24-17	Reliant Stadium	Houston, TX	70,035	Carpenter

Won 10, Lost 6

Sept. 12	CLEVELAND	W	17-14	Raymond James Stadium	Tampa, FL	47,211	Freeman
Sept. 19	at Carolina	W	20-7	Bank of America Stadium	Charlotte, NC	72,577	Freeman
Sept. 26	PITTSBURGH	L	13-38	Raymond James Stadium	Tampa, FL	61,036	Freeman
-- bye week --							
Oct. 10	at Cincinnati	W	24-21	Paul Brown Stadium	Cincinnati, OH	63,888	Freeman
Oct. 17	NEW ORLEANS	L	6-31	Raymond James Stadium	Tampa, FL	51,759	Freeman
Oct. 24	ST. LOUIS	W	18-17	Raymond James Stadium	Tampa, FL	42,020	Freeman
Oct. 31	at Arizona	W	38-35	University of Phoenix Stadium	Glendale, AZ	61,857	Freeman
Nov. 7	at Atlanta	L	21-27	Georgia Dome	Atlanta, GA	67,266	Freeman
Nov. 14	CAROLINA	W	31-16	Raymond James Stadium	Tampa, FL	44,264	Freeman
Nov. 21	at San Francisco	W	21-0	Candlestick Park	San Francisco, CA	69,732	Freeman
Nov. 28	at Baltimore	L	10-17	M&T Bank Stadium	Baltimore, MD	70,989	Freeman
Dec. 5	ATLANTA	L	24-28	Raymond James Stadium	Tampa, FL	53,955	Freeman
Dec. 12	at Washington	W	17-16	FedEx Field	Landover, MD	66,124	Freeman
Dec. 19	DETROIT	L	20-23	Raymond James Stadium	Tampa, FL	47,692	Freeman
Dec. 26	SEATTLE	W	38-15	Raymond James Stadium	Tampa, FL	46,576	Freeman
Jan. 2	at New Orleans	W	23-13	Louisiana Superdome	New Orleans, LA	70,068	Freeman

Third - NFC South

Head Coach: Raheem Morris

Preseason (2-2)

DATE	OPPONENT	W/L	SCORE	STADIUM	CITY	ATTEND.	STARTING QB
Aug. 12	at Kansas City	W	25-0	Arrowhead Stadium	Kansas City, MO	67,537	Freeman
Aug. 18	NEW ENGLAND	L	14-31	Raymond James Stadium	Tampa, FL	49,313	Freeman
Aug. 27	MIAMI	W	17-13	Raymond James Stadium	Tampa, FL	44,732	Freeman
Sept. 1	at Washington	L	24-29	FedExField	Landover, MD	58,937	Carpenter

Won 4, Lost 12

Fourth - NFC South

Sept. 11	DETROIT	L	20-27	Raymond James Stadium	Tampa, FL	51,274	Freeman
Sept. 18	at Minnesota	W	24-20	HHH Metrodome	Minneapolis, MN	62,461	Freeman
Sept. 25	ATLANTA	W	16-13	Raymond James Stadium	Tampa, FL	46,995	Freeman
Oct. 3	INDIANAPOLIS	W	24-17	Raymond James Stadium	Tampa, FL	63,972	Freeman
Oct. 9	at San Francisco	L	3-48	Candlestick Park	San Francisco, CA	69,732	Freeman
Oct. 16	NEW ORLEANS	W	26-20	Raymond James Stadium	Tampa, FL	56,590	Freeman
Oct. 23	CHICAGO	L	18-24	Wembley Stadium	London, UK	76,981	Freeman
-- bye week --							
Nov. 6	at New Orleans	L	16-27	Mercedes-Benz Superdome	New Orleans, LA	73,043	Freeman
Nov. 13	HOUSTON	L	9-37	Raymond James Stadium	Tampa, FL	56,037	Freeman
Nov. 20	at Green Bay	L	26-35	Lambeau Field	Green Bay, WI	70,498	Freeman
Nov. 27	at Tennessee	L	17-23	LP Field	Nashville, TN	69,143	Freeman
Dec. 4	CAROLINA	L	19-38	Raymond James Stadium	Tampa, FL	56,270	J. Johnson
Dec. 11	at Jacksonville	L	14-41	Everbank Field	Jacksonville, FL	62,562	Freeman
Dec. 17	DALLAS	L	15-31	Raymond James Stadium	Tampa, FL	65,162	Freeman
Dec. 24	at Carolina	L	16-48	Bank of America Stadium	Charlotte, NC	70,363	Freeman
Jan. 1	at Atlanta	L	24-45	Georgia Dome	Atlanta, GA	68,167	Freeman

Head Coach: Greg Schiano

Preseason (2-2)

DATE	OPPONENT	W/L	SCORE	STADIUM	CITY	ATTEND.	STARTING QB
Aug. 10	at Miami	W	20-7	Sun Life Stadium	Miami, FL	46,330	Freeman
Aug. 17	TENNESSEE	L	7-30	Raymond James Stadium	Tampa, FL	45,633	Freeman
Aug. 24	NEW ENGLAND	W	30-28	Raymond James Stadium	Tampa, FL	47,440	Freeman
Aug. 29	at Washington	L	3-30	FedExField	Landover, MD	56,555	Ratliff

Won 7, Lost 9

Fourth - NFC South

Sept. 9	CAROLINA	W	16-10	Raymond James Stadium	Tampa, FL	51,533	Freeman
Sept. 16	at N.Y. Giants	L	34-41	MetLife Stadium	East Rutherford, NJ	76,964	Freeman
Sept. 23	at Dallas	L	10-16	Cowboys Stadium	Arlington, TX	81,984	Freeman
Sept. 30	WASHINGTON	L	22-24	Raymond James Stadium	Tampa, FL	58,191	Freeman
-- bye week --							
Oct. 14	KANSAS CITY	W	38-10	Raymond James Stadium	Tampa, FL	46,500	Freeman
Oct. 21	NEW ORLEANS	L	28-35	Raymond James Stadium	Tampa, FL	58,906	Freeman
Oct. 25	at Minnesota	W	36-17	HHH Metrodome	Minneapolis, MN	60,860	Freeman
Nov. 4	at Oakland	W	42-32	O.co Coliseum	Oakland, CA	52,055	Freeman
Nov. 11	SAN DIEGO	W	34-24	Raymond James Stadium	Tampa, FL	54,813	Freeman
Nov. 18	at Carolina	W	27-21 (OT)	Bank of America Stadium	Charlotte, NC	72,603	Freeman
Nov. 25	ATLANTA	L	23-24	Raymond James Stadium	Tampa, FL	54,400	Freeman
Dec. 2	at Denver	L	23-31	Sports Authority Field	Denver, CO	76,432	Freeman
Dec. 9	PHILADELPHIA	L	23-21	Raymond James Stadium	Tampa, FL	64,941	Freeman
Dec. 16	at New Orleans	L	0-41	Mercedes-Benz Superdome	New Orleans, LA	73,096	Freeman
Dec. 23	ST. LOUIS	L	13-28	Raymond James Stadium	Tampa, FL	51,535	Freeman
Dec. 30	at Atlanta	W	22-17	Georgia Dome	Atlanta, GA	69,644	Freeman

2013

Head Coach: Greg Schiano

Preseason (1-3)

DATE	OPPONENT	W/L	SCORE	STADIUM	CITY	ATTEND.	STARTING QB
Aug. 8	BALTIMORE	L	16-41	Raymond James Stadium	Tampa, FL	47,599	Freeman
Aug. 16	at New England	L	21-25	Gillette Stadium	Foxborough, MA	68,756	Freeman
Aug. 24	at Miami	W	17-16	Sun Life Stadium	Miami, FL	52,789	Freeman
Aug. 29	WASHINGTON	L	12-30	Raymond James Stadium	Tampa, FL	46,264	Glennon

Won 4, Lost 12

Sept. 8	at N.Y. Jets	L	17-18	MetLife Stadium	East Rutherford, NJ	76,957	Freeman
Sept. 15	NEW ORLEANS	L	14-16	Raymond James Stadium	Tampa, FL	60,870	Freeman
Sept. 22	at New England	L	3-23	Gillette Stadium	Foxborough, MA	68,756	Freeman
Sept. 29	ARIZONA	L	10-13	Raymond James Stadium	Tampa, FL	44,956	Glennon
— bye week —							
Oct. 13	PHILADELPHIA	L	20-31	Raymond James Stadium	Tampa, FL	62,505	Glennon
Oct. 20	at Atlanta	L	23-31	Georgia Dome	Atlanta, GA	69,522	Glennon
Oct. 24	CAROLINA	L	13-31	Raymond James Stadium	Tampa, FL	59,073	Glennon
Nov. 3	at Seattle	L	24-27(OT)	CenturyLink Field	Seattle, WA	67,873	Glennon
Nov. 11	MIAMI	W	22-19	Raymond James Stadium	Miami, FL	64,448	Glennon
Nov. 17	ATLANTA	W	41-28	Raymond James Stadium	Tampa, FL	55,360	Glennon
Nov. 24	at Detroit	W	24-21	Ford Field	Detroit, MI	62,098	Glennon
Dec. 1	at Carolina	L	6-27	Bank of America Stadium	Charlotte, NC	72,795	Glennon
Dec. 8	BUFFALO	W	27-6	Raymond James Stadium	Tampa, FL	59,194	Glennon
Dec. 15	SAN FRANCISCO	L	14-33	Raymond James Stadium	Tampa, FL	64,142	Glennon
Dec. 22	at St. Louis	L	13-23	Edward Jones Dome	St. Louis, MO	54,423	Glennon
Dec. 29	at New Orleans	L	17-42	Mercedes-Benz Superdome	New Orleans, LA	73,150	Glennon

Fourth - NFC South

2014

Head Coach: Lovie Smith

Preseason (1-3)

DATE	OPPONENT	W/L	SCORE	STADIUM	CITY	ATTEND.	STARTING QB
Aug. 8	at Jacksonville	L	10-16	EverBank Field	Jacksonville, FL	59,100	McCown
Aug. 16	MIAMI	L	14-20	Raymond James Stadium	Tampa, FL	50,555	McCown
Aug. 23	at Buffalo	W	27-14	Ralph Wilson Stadium	Orchard Park, NY	66,764	McCown
Aug. 28	WASHINGTON	L	10-24	Raymond James Stadium	Tampa, FL	50,239	Glennon

Won 2, Lost 14

Sept. 7	CAROLINA	L	14-20	Raymond James Stadium	Tampa, FL	62,442	McCown
Sept. 14	ST. LOUIS	L	17-19	Raymond James Stadium	Tampa, FL	59,923	McCown
Sept. 18	at Atlanta	L	14-56	Georgia Dome	Atlanta, GA	70,318	McCown
Sept. 28	at Pittsburgh	W	27-24	Heinz Field	Pittsburgh, PA	62,910	Glennon
Oct. 5	at New Orleans	L	31-37 (OT)	Mercedes-Benz Superdome	New Orleans, LA	73,004	Glennon
Oct. 12	BALTIMORE	L	17-48	Raymond James Stadium	Tampa, FL	60,041	Glennon
— bye week —							
Oct. 26	MINNESOTA	L	13-19 (OT)	Raymond James Stadium	Tampa, FL	56,577	Glennon
Nov. 2	at Cleveland	L	17-22	FirstEnergy Stadium	Cleveland, OH	67,431	Glennon
Nov. 9	ATLANTA	L	17-27	Raymond James Stadium	Tampa, FL	57,751	McCown
Nov. 16	at Washington	W	27-7	FedEx Field	Landover, MD	77,442	McCown
Nov. 23	at Chicago	L	13-21	Soldier Field	Chicago, IL	61,109	McCown
Nov. 30	CINCINNATI	L	13-14	Raymond James Stadium	Tampa, FL	56,340	McCown
Dec. 7	at Detroit	L	17-34	Ford Field	Detroit, MI	61,489	McCown
Dec. 14	at Carolina	L	17-19	Bank of America Stadium	Charlotte, NC	72,842	McCown
Dec. 21	GREEN BAY	L	3-20	Raymond James Stadium	Tampa, FL	64,247	McCown
Dec. 28	NEW ORLEANS	L	20-23	Raymond James Stadium	Tampa, FL	58,952	McCown

Fourth - NFC South

Head Coach: Lovie Smith

Preseason (2-2)

DATE	OPPONENT	W/L	SCORE	STADIUM	CITY	ATTEND.	STARTING QB
Aug. 15	at Minnesota	L	16-26	TCF Bank Stadium	Minneapolis, MN	50,610	Winston
Aug. 24	CINCINNATI	W	25-11	Raymond James Stadium	Tampa, FL	47,728	Winston
Aug. 29	CLEVELAND	L	7-31	Raymond James Stadium	Tampa, FL	51,521	Winston
Sept. 3	at Miami	W	22-17	Sun Life Stadium	Miami, FL	49,675	Glennon

Won 6, Lost 10

Fourth - NFC South

Sept. 13	TENNESSEE	L	14-42	Raymond James Stadium	Tampa, FL	63,945	Winston
Sept. 20	at New Orleans	W	26-19	Mercedes-Benz Superdome	New Orleans, LA	73,006	Winston
Sept. 27	at Houston	L	9-19	Reliant Stadium	Houston, TX	71,718	Winston
Oct. 4	CAROLINA	L	23-37	Raymond James Stadium	Tampa, FL	57,468	Winston
Oct. 11	JACKSONVILLE	W	38-31	Raymond James Stadium	Tampa, FL	58,490	Winston
-- bye week --							
Oct. 25	at Washington	L	30-31	FedEx Field	Landover, MD	72,912	Winston
Nov. 1	at Atlanta	W	23-20 (OT)	Georgia Dome	Atlanta, GA	70,524	Winston
Nov. 8	N.Y. GIANTS	L	18-32	Raymond James Stadium	Tampa, FL	64,351	Winston
Nov. 15	DALLAS	W	10-6	Raymond James Stadium	Tampa, FL	64,133	Winston
Nov. 22	at Philadelphia	W	45-17	Lincoln Financial Field	Philadelphia, PA	69,596	Winston
Nov. 29	at Indianapolis	L	12-25	Lucas Oil Stadium	Indianapolis, IN	65,696	Winston
Dec. 6	ATLANTA	W	23-19	Raymond James Stadium	Tampa, FL	58,221	Winston
Dec. 13	NEW ORLEANS	L	17-24	Raymond James Stadium	Tampa, FL	62,138	Winston
Dec. 17	at St. Louis	L	23-31	Edward Jones Dome	St. Louis, MO	51,295	Winston
Dec. 27	CHICAGO	L	21-26	Raymond James Stadium	Tampa, FL	63,734	Winston
Jan. 3	at Carolina	L	10-38	Bank of America Stadium	Charlotte, NC	74,169	Winston

Head Coach: Dirk Koetter

Preseason (2-2)

DATE	OPPONENT	W/L	SCORE	STADIUM	CITY	ATTEND.	STARTING QB
Aug. 11	at Philadelphia	L	9-17	Lincoln Financial Field	Philadelphia, PA	69,596	Winston
Aug. 20	at Jacksonville	W	27-21	EverBank Field	Jacksonville, FL	59,782	Winston
Aug. 26	CLEVELAND	W	30-13	Raymond James Stadium	Tampa, FL	46,848	Winston
Aug. 31	WASHINGTON	L	13-20	Raymond James Stadium	Tampa, FL	42,996	Glennon

Won 9, Lost 7

Second - NFC South

Sept. 11	at Atlanta	W	31-24	Georgia Dome	Atlanta, GA	69,382	Winston
Sept. 18	at Arizona	L	7-40	University of Phoenix Stadium	Glendale, AZ	64,230	Winston
Sept. 25	L.A. RAMS	L	32-37	Raymond James Stadium	Tampa, FL	55,009	Winston
Oct. 2	DENVER	L	7-27	Raymond James Stadium	Tampa, FL	60,375	Winston
Oct. 10	at Carolina	W	17-14	Bank of America Stadium	Charlotte, NC	73,425	Winston
-- bye week --							
Oct. 23	at San Francisco	W	34-17	Levi's Stadium	Santa Clara, CA	70,178	Winston
Oct. 30	OAKLAND	L	24-30 (OT)	Raymond James Stadium	Tampa, FL	61,068	Winston
Nov. 3	ATLANTA	L	28-43	Raymond James Stadium	Tampa, FL	57,797	Winston
Nov. 13	CHICAGO	W	36-10	Raymond James Stadium	Tampa, FL	62,898	Winston
Nov. 20	at Kansas City	W	19-17	Arrowhead Stadium	Kansas City, MO	72,277	Winston
Nov. 27	SEATTLE	W	14-5	Raymond James Stadium	Tampa, FL	63,674	Winston
Dec. 4	at San Diego	W	28-21	Qualcomm Stadium	San Diego, CA	53,832	Winston
Dec. 11	NEW ORLEANS	W	16-11	Raymond James Stadium	Tampa, FL	62,140	Winston
Dec. 18	at Dallas	L	20-26	AT&T Stadium	Arlington, TX	93,101	Winston
Dec. 24	at New Orleans	L	24-31	Mercedes-Benz Superdome	New Orleans, LA	73,177	Winston
Jan. 1	CAROLINA	W	17-16	Raymond James Stadium	Tampa, FL	62,037	Winston

2017

Head Coach: Dirk Koetter
Preseason (1-3)

DATE	OPPONENT	W/L	SCORE	STADIUM	CITY	ATTEND.	STARTING QB
Aug. 11	at Cincinnati	L	12-23	Paul Brown Stadium	Cincinnati, OH	44,495	Winston
Aug. 17	at Jacksonville	W	12-8	EverBank Field	Jacksonville, FL	56,266	Winston
Aug. 26	CLEVELAND	L	9-13	Raymond James Stadium	Tampa, FL	51,349	Winston
Aug. 31	WASHINGTON	L	10-13	Raymond James Stadium	Tampa, FL	51,368	Fitzpatrick

Won 5, Lost 11

-- bye week --

Sept. 17	CHICAGO	W	29-7	Raymond James Stadium	Tampa, FL	56,640	Winston
Sept. 24	at Minnesota	L	17-34	U.S. Bank Stadium	Minneapolis, MN	66,390	Winston
Oct. 1	N.Y. GIANTS	W	25-23	Raymond James Stadium	Tampa, FL	63,916	Winston
Oct. 5	NEW ENGLAND	L	14-19	Raymond James Stadium	Tampa, FL	64,476	Winston
Oct. 15	at Arizona	L	33-38	University of Phoenix Stadium	Glendale, AZ	63,999	Winston
Oct. 22	at Buffalo	L	27-30	New Era Field	Orchard Park, NY	68,561	Winston
Oct. 29	CAROLINA	L	3-17	Raymond James Stadium	Tampa, FL	58,545	Winston
Nov. 5	at New Orleans	L	10-30	Mercedes-Benz Superdome	New Orleans, LA	73,121	Winston
Nov. 12	N.Y. JETS	W	15-10	Raymond James Stadium	Tampa, FL	57,911	Fitzpatrick
Nov. 19	at Miami	W	30-20	Hard Rock Stadium	Miami, FL	65,089	Fitzpatrick
Nov. 26	at Atlanta	L	20-34	Mercedes-Benz Stadium	Atlanta, GA	71,036	Fitzpatrick
Dec. 3	at Green Bay	L	20-26 (OT)	Lambeau Field	Green Bay, WI	77,684	Winston
Dec. 10	DETROIT	L	21-24	Raymond James Stadium	Tampa, FL	60,372	Winston
Dec. 18	ATLANTA	L	21-24	Raymond James Stadium	Tampa, FL	62,382	Winston
Dec. 24	at Carolina	L	19-22	Bank of America Stadium	Charlotte, NC	71,463	Winston
Dec. 31	NEW ORLEANS	W	31-24	Raymond James Stadium	Tampa, FL	55,376	Winston

Fourth - NFC South

2018

Head Coach: Dirk Koetter
Preseason (2-2)

DATE	OPPONENT	W/L	SCORE	STADIUM	CITY	ATTEND.	STARTING QB
Aug. 9	at Miami	W	26-24	Hard Rock Stadium	Miami, FL	51,042	Fitzpatrick
Aug. 18	at Tennessee	W	30-14	Nissan Stadium	Nashville, TN	60,034	Fitzpatrick
Aug. 24	DETROIT	L	30-33	Raymond James Stadium	Tampa, FL	44,868	Fitzpatrick
Aug. 30	JACKSONVILLE	L	10-25	Raymond James Stadium	Tampa, FL	44,254	Griffin

Won 5, Lost 11

-- bye week --

Sept. 9	at New Orleans	W	48-40	Mercedes-Benz Superdome	New Orleans, LA	73,038	Fitzpatrick
Sept. 16	PHILADELPHIA	W	27-21	Raymond James Stadium	Tampa, FL	56,552	Fitzpatrick
Sept. 24	PITTSBURGH	L	27-30	Raymond James Stadium	Tampa, FL	62,571	Fitzpatrick
Sept. 30	at Chicago	L	10-48	Soldier Field	Chicago, IL	61,893	Fitzpatrick
Oct. 14	at Atlanta	L	29-34	Mercedes-Benz Stadium	Atlanta, GA	72,665	Winston
Oct. 21	CLEVELAND	W	26-23 (OT)	Raymond James Stadium	Tampa, FL	53,682	Winston
Oct. 28	at Cincinnati	L	34-37	Paul Brown Stadium	Cincinnati, OH	45,134	Winston
Nov. 4	at Carolina	L	28-42	Bank of America Stadium	Charlotte, NC	73,513	Fitzpatrick
Nov. 11	WASHINGTON	L	3-16	Raymond James Stadium	Tampa, FL	52,667	Fitzpatrick
Nov. 18	at N.Y. Giants	L	35-38	MetLife Stadium	East Rutherford, NJ	75,863	Fitzpatrick
Nov. 25	SAN FRANCISCO	W	27-9	Raymond James Stadium	Tampa, FL	50,436	Winston
Dec. 2	CAROLINA	W	24-17	Raymond James Stadium	Tampa, FL	52,568	Winston
Dec. 9	NEW ORLEANS	L	14-28	Raymond James Stadium	Tampa, FL	53,495	Winston
Dec. 16	at Baltimore	L	12-20	M&T Bank Stadium	Baltimore, MD	70,031	Winston
Dec. 23	at Dallas	L	20-27	AT&T Stadium	Dallas, TX	92,851	Winston
Dec. 30	ATLANTA	L	32-34	Raymond James Stadium	Tampa, FL	52,884	Winston

Fourth - NFC South

Head Coach: Bruce Arians
Preseason (3-1)

DATE	OPPONENT	W/L	SCORE	STADIUM	CITY	ATTEND.	STARTING QB
Aug. 9	at Pittsburgh	L	28-30	Heinz Field	Pittsburgh, PA	45,396	Winston
Aug. 16	MIAMI	W	16-14	Raymond James Stadium	Tampa, FL	40,013	Winston
Aug. 23	CLEVELAND	W	13-12	Raymond James Stadium	Tampa, FL	44,006	Winston
Aug. 29	at Dallas	W	17-15	Raymond James Stadium	Tampa, FL	81,329	Griffin

Won 7, Lost 9

DATE	OPPONENT	W/L	SCORE	STADIUM	CITY	ATTEND.	STARTING QB
Sept. 8	SAN FRANCISCO	L	17-31	Raymond James Stadium	Tampa, FL	55,976	Winston
Sept. 13	at Carolina	W	20-14	Bank of America Stadium	Charlotte, NC	71,101	Winston
Sept. 22	NEW YORK GIANTS	L	31-32	Raymond James Stadium	Tampa, FL	55,070	Winston
Sept. 29	at Los Angeles Rams	W	55-40	Los Angeles Memorial Coliseum	Los Angeles, CA	68,117	Winston
Oct. 6	at New Orleans	L	24-31	Mercedes-Benz Superdome	New Orleans, LA	73,029	Winston
Oct. 13	CAROLINA	L	26-37	Tottenham Hotspur Stadium	London, UK	60,087	Winston
Oct. 27	at Tennessee	L	23-27	Nissan Stadium	Nashville, TN	62,073	Winston
Nov. 3	at Seattle	L 34-40 (OT)		CenturyLink Field	Seattle, WA	69,948	Winston
Nov. 10	ARIZONA	W	30-27	Raymond James Stadium	Tampa, FL	40,038	Winston
Nov. 17	NEW ORLEANS	L	17-34	Raymond James Stadium	Tampa, FL	54,333	Winston
Nov. 24	at Atlanta	W	35-22	Mercedes-Benz Stadium	Atlanta, GA	71,463	Winston
Dec. 1	at Jacksonville	W	28-11	TIAA Bank Field	Jacksonville, FL	62,633	Winston
Dec. 8	INDIANAPOLIS	W	38-35	Raymond James Stadium	Tampa, FL	50,232	Winston
Dec. 15	at Detroit	W	38-17	Ford Field	Detroit, MI	56,515	Winston
Dec. 21	HOUSTON	L	20-23	Raymond James Stadium	Tampa, FL	49,036	Winston
Dec. 29	ATLANTA	L 22-28 (OT)		Raymond James Stadium	Tampa, FL	50,417	Winston

Third - NFC South

Head Coach: Bruce Arians
Won 12, Lost 4

Second - NFC South

DATE	OPPONENT	W/L	SCORE	STADIUM	CITY	ATTEND.	STARTING QB
Sept. 13	at New Orleans	L	23-34	Mercedes-Benz Superdome	New Orleans, LA	N/A	Brady
Sept. 20	CAROLINA	W	31-17	Raymond James Stadium	Tampa, FL	N/A	Brady
Sept. 26	at Denver	W	28-10	Mile High Stadium	Denver, CO	5,226	Brady
Oct. 4	L.A. CHARGERS	W	38-31	Raymond James Stadium	Tampa, FL	6,383	Brady
Oct. 8	at Chicago	L	19-20	Soldier Field	Chicago, IL	N/A	Brady
Oct. 18	GREEN BAY	W	38-10	Raymond James Stadium	Tampa, FL	15,540	Brady
Oct. 25	at Las Vegas	W	45-20	Allegiant Stadium	Las Vegas, NV	N/A	Brady
Nov. 2	at New York Giants	W	25-23	MetLife Stadium	East Rutherford, NJ	N/A	Brady
Nov. 8	NEW ORLEANS	L	38-3	Raymond James Stadium	Tampa, FL	15,740	Brady
Nov. 15	at Carolina	W	46-23	Bank of America Stadium	Charlotte, NC	5,815	Brady
Nov. 23	L.A. RAMS	L	24-27	Raymond James Stadium	Tampa, FL	15,730	Brady
Nov. 29	KANSAS CITY	L	24-27	Raymond James Stadium	Tampa, FL	15,950	Brady
-- bye week --							
Dec. 13	MINNESOTA	W	26-14	Raymond James Stadium	Tampa, FL	16,031	Brady
Dec. 20	at Atlanta	W	31-27	Mercedes-Benz Stadium	Atlanta, GA	10,703	Brady
Dec. 26	at Detroit	W	47-7	Ford Field	Detroit, MI	N/A	Brady
Jan. 3	ATLANTA	W	44-27	Raymond James Stadium	Tampa, FL	16,009	Brady

NFC WILD CARD PLAYOFF GAME

Jan. 9	at Washington	W	31-23	FedExField	Landover, MD	N/A	Brady
--------	---------------	---	-------	------------	--------------	-----	-------

NFC DIVISIONAL PLAYOFF GAME

Jan. 17	at New Orleans	W	30-20	Mercedes-Benz Superdome	New Orleans, LA	3,750	Brady
---------	----------------	---	-------	-------------------------	-----------------	-------	-------

NFC CHAMPIONSHIP GAME

Jan. 24	at Green Bay	W	31-26	Lambeau Field	Green Bay, WI	7,772	Brady
---------	--------------	---	-------	---------------	---------------	-------	-------

SUPER BOWL LV

Feb. 7	Kansas City	W	31-9	Raymond James Stadium	Tampa, FL	24,835	Brady
--------	-------------	---	------	-----------------------	-----------	--------	-------

2021

Head Coach: Bruce Arians
Preseason (1-2)

DATE	OPPONENT	W/L	SCORE	STADIUM	CITY	ATTEND.	STARTING QB
Aug. 14	CINCINNATI	L	14-19	Raymond James Stadium	Tampa, FL	64,866	Brady
Aug. 21	TENNESSEE	L	3-34	Raymond James Stadium	Tampa, FL	65,324	Gabbert
Aug. 28	at Houston	W	23-16	NRG Stadium	Houston, TX	70,220	Brady
Won 13, Lost 4						First - NFC South	
Sept. 9 ·	DALLAS	W	31-29	Raymond James Stadium	Tampa, FL	65,566	Brady
Sept. 19 ·	ATLANTA	W	48-25	Raymond James Stadium	Tampa, FL	63,694	Brady
Sept. 26	at LA Rams	L	24-34	SoFi Stadium	Inglewood, CA	73,205	Brady
Oct. 3	at New England	W	19-17	Gillette Stadium	Foxborough, MA	65,878	Brady
Oct. 10 ·	MIAMI	W	45-17	Raymond James Stadium	Tampa, FL	65,570	Brady
Oct. 14	at Philadelphia	W	28-22	Lincoln Financial Field	Philadelphia, PA	69,796	Brady
Oct. 24 ·	CHICAGO	W	38-3	Raymond James Stadium	Tampa, FL	65,635	Brady
Oct. 31	at New Orleans	L	27-36	Caesars Superdome	New Orleans, LA	69,170	Brady
-- bye week --							
Nov. 14	at Washington	L	19-29	FedExField	Landover, MD	52,128	Brady
Nov. 22 ·	N.Y. GIANTS	W	30-10	Raymond James Stadium	Tampa, FL	65,643	Brady
Nov. 28	at Indianapolis	W	38-31	Lucas Oil Stadium	Indianapolis, IN	66,140	Brady
Dec. 5	at Atlanta	W	30-17	Mercedes-Benz Stadium	Atlanta, GA	69,366	Brady
Dec. 12 ·	BUFFALO	W	33-27 (OT)	Raymond James Stadium	Tampa, FL	65,655	Brady
Dec. 19 ·	NEW ORLEANS	L	0-9	Raymond James Stadium	Tampa, FL	65,744	Brady
Dec. 26	at Carolina	W	32-6	Bank of America Stadium	Charlotte, NC	71,918	Brady
Jan. 2	at NY Jets	W	28-24	MetLife Stadium	East Rutherford, NJ	72,243	Brady
Jan. 9 ·	CAROLINA	W	41-17	Raymond James Stadium	Tampa, FL	65,473	Brady

NFC WILD CARD PLAYOFF GAME

Jan. 16	PHILADELPHIA	W	31-15	Raymond James Stadium	Tampa, FL	65,077	Brady
---------	--------------	---	-------	-----------------------	-----------	--------	-------

NFC DIVISIONAL PLAYOFF GAME

Jan. 23	LA RAMS	L	27-30	Raymond James Stadium	Tampa, FL	65,597	Brady
---------	---------	---	-------	-----------------------	-----------	--------	-------

2022

Head Coach: Todd Bowles
Preseason (0-3)

DATE	OPPONENT	W/L	SCORE	STADIUM	CITY	ATTEND.	STARTING QB
Aug. 13	MIAMI	L	24-26	Raymond James Stadium	Tampa, FL	68,841	Gabbert
Aug. 20	at Tennessee	L	3-13	Nissan Stadium	Nashville, TN	65,319	Gabbert
Aug. 27	at Indianapolis	L	10-27	Lucas Oil Stadium	Indianapolis, IN	65,529	Brady
Won 8, Lost 9						First - NFC South	
Sept. 11	at Dallas	W	19-3	AT&T Stadium	Arlington, TX	93,797	Brady
Sept. 18	at New Orleans	W	20-10	Caesars Superdome	New Orleans, LA	70,040	Brady
Sept. 25 ·	GREEN BAY	L	12-14	Raymond James Stadium	Tampa, FL	69,197	Brady
Oct. 2 ·	KANSAS CITY	L	31-41	Raymond James Stadium	Tampa, FL	68,348	Brady
Oct. 9 ·	ATLANTA	W	21-15	Raymond James Stadium	Tampa, FL	68,299	Brady
Oct. 16	at Pittsburgh	L	18-20	Acrisure Stadium	Pittsburgh, PA	67,307	Brady
Oct. 23	at Carolina	L	3-21	Bank of America Stadium	Charlotte, NC	71,941	Brady
Oct. 27 ·	BALTIMORE	L	22-27	Raymond James Stadium	Tampa, FL	68,912	Brady
Nov. 6 ·	L.A. RAMS	W	16-13	Raymond James Stadium	Tampa, FL	69,019	Brady
Nov. 13	SEATTLE	W	21-16	Allianz Arena	Munich, Germany	69,811	Brady
-- bye week --							
Nov. 27	at Cleveland	L	17-23 (OT)	FirstEnergy Stadium	Cleveland, OH	67,431	Brady
Dec. 5 ·	NEW ORLEANS	W	17-16	Raymond James Stadium	Tampa, FL	68,709	Brady
Dec. 11	at San Francisco	L	7-35	Levi's Stadium	Santa Clara, CA	71,725	Brady
Dec. 18 ·	CINCINNATI	L	23-34	Raymond James Stadium	Tampa, FL	69,305	Brady
Dec. 25	at Arizona	W	19-16 (OT)	State Farm Stadium	Glendale, AZ	63,393	Brady
Jan. 1 ·	CAROLINA	W	30-24	Raymond James Stadium	Tampa, FL	69,298	Brady
Jan. 8	at Atlanta	L	17-30	Mercedes-Benz Stadium	Atlanta, GA	69,276	Brady

NFC WILD CARD PLAYOFF GAME

Jan. 16 ·	DALLAS	L	14-31	Raymond James Stadium	Tampa, FL	69,145	Brady
-----------	--------	---	-------	-----------------------	-----------	--------	-------

Head Coach: Todd Bowles

Preseason (2-1)

DATE	OPPONENT	W/L	SCORE	STADIUM	CITY	ATTEND.	STARTING QB
Aug. 11	PITTSBURGH	L	17-27	Raymond James Stadium	Tampa, FL	63,829	Mayfield
Aug. 19	at New York Jets	W	13-6	MetLife Stadium	East Rutherford, NJ	71,023	Trask
Aug. 26	BALTIMORE	W	26-20	Raymond James Stadium	Tampa, FL	64,225	Mayfield
Won 9, Lost 8						First - NFC South	
Sept. 10	at Minnesota	W	20-17	U.S. Bank Stadium	Minneapolis, MN	66,741	Mayfield
Sept. 17	CHICAGO	W	27-17	Raymond James Stadium	Tampa, FL	62,976	Mayfield
Sept. 25	PHILADELPHIA	L	11-25	Raymond James Stadium	Tampa, FL	65,426	Mayfield
Oct. 1	at New Orleans	W	26-9	Caesars Superdome	New Orleans, LA	70,003	Mayfield
-- bye week --							
Oct. 15	DETROIT	L	6-20	Raymond James Stadium	Tampa, FL	65,854	Mayfield
Oct. 22	ATLANTA	L	13-16	Raymond James Stadium	Tampa, FL	62,620	Mayfield
Oct. 26	at Buffalo	L	18-24	Highmark Stadium	Orchard Park, NY	70,416	Mayfield
Nov. 5	at Houston	L	37-39	NRG Stadium	Houston, TX	70,785	Mayfield
Nov. 12	TENNESSEE	W	20-6	Raymond James Stadium	Tampa, FL	62,725	Mayfield
Nov. 19	at San Francisco	L	14-27	Levi's Stadium	Santa Clara, CA	71,607	Mayfield
Nov. 26	at Indianapolis	L	20-27	Lucas Oil Stadium	Indianapolis, IN	64,407	Mayfield
Dec. 3	CAROLINA	W	21-18	Raymond James Stadium	Tampa, FL	62,432	Mayfield
Dec. 10	ATLANTA	W	29-25	Raymond James Stadium	Tampa, FL	69,496	Mayfield
Dec. 17	at Green Bay	W	34-20	Lambeau Field	Green Bay, WI	77,275	Mayfield
Dec. 24	JACKSONVILLE	W	30-12	Raymond James Stadium	Tampa, FL	62,547	Mayfield
Dec. 31	NEW ORLEANS	L	13-23	Raymond James Stadium	Tampa, FL	65,471	Mayfield
Jan. 7	at Carolina	W	9-0	Bank of America Stadium	Charlotte, NC	69,010	Mayfield

NFC WILD CARD PLAYOFF GAME

Jan. 15	PHILADELPHIA	W	32-9	Raymond James Stadium	Tampa, FL	63,397	Mayfield
---------	--------------	---	------	-----------------------	-----------	--------	----------

NFC DIVISIONAL PLAYOFF GAME

Jan. 21	at Detroit	L	23-31	Ford Field	Detroit, MI	66,201	Mayfield
---------	------------	---	-------	------------	-------------	--------	----------

· Sellout (1976-2015)

·· Sellout 72 hours prior to kickoff (1976-2013)

PRESEASON WIN-LOSS SUMMARY

OPPONENT	W	L	T	PCT.	PF	PA	HOME	ROAD	NEUTRAL
Arizona*	0	2	0	.000	24	47	1-1	0-0	0-0
Atlanta	7	9	0	.438	289	288	5-2	1-6	1-1
Baltimore	1	1	0	.500	42	61	1-1	0-0	0-0
Buffalo	2	2	0	.500	72	57	0-0	1-1	1-1
Chicago	0	1	0	.000	7	10	0-1	0-0	0-0
Cincinnati	9	6	0	.600	292	263	7-4	2-2	0-0
Cleveland	6	5	0	.545	174	166	4-4	2-1	0-0
Dallas	1	0	0	1.000	17	15	0-0	1-0	0-0
Detroit	0	1	0	.000	30	33	0-1	0-0	0-0
Denver	0	2	0	.000	17	54	0-1	0-1	0-0
Green Bay	1	1	0	.500	16	17	1-0	0-1	0-0
Houston	8	2	0	.800	233	144	3-1	5-1	0-0
Indianapolis**	2	4	0	.333	70	112	2-1	0-3	0-0
Jacksonville	5	8	0	.385	203	235	1-4	4-4	0-0
Kansas City	5	1	0	.833	132	60	3-0	2-0	0-1
Las Vegas***	1	0	0	1.000	41	7	0-0	1-0	0-0
L.A. Rams****	0	2	0	.000	19	52	0-0	0-2	0-0
Miami	15	18	0	.455	526	542	6-11	8-7	1-0
Minnesota	0	1	0	.000	16	26	0-0	0-1	0-0
New England	8	3	0	.727	302	190	6-2	1-1	1-0
New Orleans	4	1	0	.800	68	47	2-0	2-1	0-0
N.Y. Jets	5	3	0	.625	132	98	3-2	1-0	1-1
Philadelphia	1	1	0	.500	44	24	1-0	0-1	0-0
Pittsburgh	2	4	0	.333	125	125	1-2	0-2	1-0
Seattle	0	3	0	.000	9	77	0-0	0-2	0-1
Tennessee*****	7	5	0	.583	231	247	3-2	4-3	0-0
Washington	5	11	0	.313	206	210	4-9	1-2	0-0

* Franchise known as Phoenix Cardinals 1988-93;
located in St. Louis prior to 1988

** Franchise located in Baltimore prior to 1984

*** Franchise located in Los Angeles from 1982-94 and
Oakland from 1995-2019

**** Franchise located in St. Louis from 1995-2015

***** Franchise located in Houston prior to 1997

REGULAR SEASON WIN-LOSS SUMMARY

OPPONENT	W	L	T	PCT	PF	PA	HOME	ROAD	LONG		CURRENT
									WIN STRK	LOSS STRK	
Arizona*	11	11	0	.500	415	439	7-5	4-6	3	5	W2
Atlanta	31	30	0	.508	1,403	1,327	17-15	14-15	6	5	W1
Baltimore	2	4	0	.333	86	122	1-2	1-2	2	4	L4
Buffalo	8	5	0	.615	293	237	8-2	0-3	4	1	L1
Carolina	22	25	0	.468	905	1,000	11-12	11-13	4	6	W3
Chicago	22	40	0	.355	1,046	1,319	16-17	6-23	6	12	W2
Cincinnati	7	6	0	.538	270	267	2-3	5-3	6	3	L3
Cleveland	4	7	0	.364	187	234	3-3	1-4	3	5	L1
Dallas	6	13	0	.316	298	359	4-3	2-10	3	6	W2
Denver	3	7	0	.300	157	212	1-3	2-4	1	4	W1
Detroit	28	32	0	.467	1,089	1,267	13-16	15-16	4	5	L1
Green Bay	23	33	1	.411	957	1,102	15-14-1	8-19	4	6	W1
Houston	1	5	0	.167	105	149	1-2	0-3	1	5	L5
Indianapolis**	7	9	0	.438	373	429	4-3	3-6	2	3	L1
Jacksonville	4	4	0	.500	184	181	3-1	1-3	3	4	W3
Kansas City	7	7	0	.500	298	301	4-4	3-3	5	4	L2
L.A. Chargers*****	4	8	0	.333	250	331	2-5	2-3	3	6	W3
L.A. Rams****	10	16	0	.385	570	644	8-8	2-8	4	6	W1
Las Vegas***	3	7	0	.300	227	299	1-2	2-5	1	3	W1
Miami	7	5	0	.583	303	259	5-2	2-3	3	3	W3
Minnesota	24	33	0	.421	1,046	1,214	14-14	10-19	6	5	W2
New England	3	7	0	.300	126	218	1-4	2-3	2	4	W1
New Orleans	24	40	0	.364	1,197	1,456	10-19	14-21	3	7	L1
N.Y. Giants	9	15	0	.375	450	460	7-7	2-8	2	4	W2
N.Y. Jets	3	10	0	.231	205	325	2-3	1-7	2	8	W2
Philadelphia	8	9	0	.471	310	328	3-5	5-4	3	3	L1
Pittsburgh	2	10	0	.167	176	283	1-6	1-4	1	4	L2
San Francisco	6	20	0	.231	394	613	3-6	3-14	2	9	L3
Seattle	6	9	0	.400	277	258	4-4	2-5	3	4	W1
Tennessee*****	3	10	0	.231	221	306	3-2	0-8	1	5	W1
Washington	10	12	0	.455	423	410	6-5	4-7	4	4	L3

* Franchise known as Phoenix Cardinals 1988-93; located in St. Louis prior to 1988
 ** Franchise located in Baltimore prior to 1984
 *** Franchise located in Los Angeles from 1982-94 and Oakland from 1995-2019

**** Franchise located in St. Louis from 1995-2015
 ***** Franchise located in Houston prior to 1997
 ***** Franchise located in San Diego from 1961-2016

POSTSEASON WIN-LOSS SUMMARY

							HOME	ROAD	LONG	LONG
OPPONENT	W	L	T	PCT.	PF	PA	REC.	REC.	WIN	LOSS
									STR.	STR.
Dallas	0	3	0	.000	31	99	0-1	0-2	-	3
Detroit	1	1	0	.500	43	41	1-0	0-1	1	1
Green Bay	1	1	0	.500	38	47	0-0	1-1	1	1
Kansas City***	1	0	0	1.000	31	9	0-0	0-0	1	-
N.Y. Giants	0	1	0	.000	14	24	0-1	0-0	-	1
Las Vegas*	1	0	0	1.000	48	21	0-0	0-0	1	-
Los Angeles Rams**	0	3	0	.000	33	50	0-2	0-1	-	3
New Orleans	1	0	0	1.000	30	20	0-0	1-0	1	-
Philadelphia	4	2	0	.667	126	103	3-0	1-2	3	2
San Francisco	1	0	0	1.000	31	6	1-0	0-0	1	-
Washington	2	1	0	.667	55	53	1-1	1-0	1	1

* Super Bowl XXXVII played in San Diego at Qualcomm Stadium. Franchise located in Oakland from 1995-2019

** Franchise located in St. Louis from 1995-2015

*** Super Bowl LV played in Tampa at Raymond James Stadium.

TEAM-BY-TEAM RESULTS

ARIZONA*

1977	Buccaneers, 17-7 (TB)
1981	Buccaneers, 20-10 (TB)
1983	Cardinals, 34-27 (TB)
1985	Buccaneers, 16-0 (TB)
1986	Cardinals, 30-19 (TB)
	Cardinals, 21-17 (STL)
1987	Cardinals, 31-28 (STL)
	Cardinals, 31-14 (TB)
1988	Cardinals, 30-24 (TB)
1989	Buccaneers, 14-13 (P)
1992	Buccaneers, 23-7 (TB)
	Buccaneers, 7-3 (P)
1996	Cardinals, 13-9 (A)
1997	Buccaneers, 19-18 (TB)
2004	Cardinals, 12-7 (A)
2007	Buccaneers, 17-10 (TB)
2010	Buccaneers, 38-35 (A)
2013	Cardinals, 13-10 (TB)
2016	Cardinals, 40-7 (A)
2017	Cardinals 38-33 (A)
2019	Buccaneers, 30-27 (TB)
2022	Buccaneers, 19-16 (A)*

* Overtime

* Franchise known as Phoenix Cardinals 1988-93; located in St. Louis prior to 1988

ATLANTA

1977	Falcons, 17-0 (TB)
1978	Buccaneers, 14-9 (TB)
1979	Falcons, 17-14 (A)
1981	Buccaneers, 24-23 (TB)
1984	Buccaneers, 23-6 (TB)
1986	Falcons, 23-20 (TB)*
1987	Buccaneers, 48-10 (TB)
1988	Falcons, 17-10 (A)
1990	Buccaneers, 23-17 (TB)
1991	Falcons, 43-7 (A)
1992	Falcons, 35-7 (TB)
1993	Buccaneers, 31-24 (A)
1994	Falcons, 34-13 (A)
1995	Falcons, 24-21 (TB)
1997	Buccaneers, 31-10 (A)
1999	Buccaneers, 19-10 (TB)
2000	Buccaneers, 27-14 (A)
2002	Buccaneers, 20-6 (A)
	Buccaneers, 34-10 (TB)
2003	Buccaneers, 31-10 (A)
	Falcons, 30-28 (TB)
2004	Falcons, 24-14 (A)
	Buccaneers, 27-0 (TB)
2005	Buccaneers, 30-27 (A)
	Buccaneers, 27-24 (TB)*
2006	Falcons, 14-3 (A)
	Falcons, 17-6 (TB)
2007	Buccaneers, 31-7 (A)
	Buccaneers, 37-3 (TB)
2008	Buccaneers, 24-9 (TB)
	Falcons, 13-10 (A)*
2009	Falcons, 20-17 (A)
	Falcons, 20-10 (TB)
2010	Falcons, 27-21 (A)
	Falcons, 28-24 (TB)
2011	Buccaneers, 16-13 (TB)
	Falcons, 45-24 (A)
2012	Falcons, 24-23 (TB)
	Buccaneers, 22-17 (A)
2013	Falcons, 31-23 (A)
	Buccaneers, 41-28 (TB)
2014	Falcons, 56-14 (A)
	Falcons, 27-17 (TB)
2015	Buccaneers, 23-20 (A)*
	Buccaneers, 23-19 (TB)
2016	Buccaneers, 31-24 (A)
	Falcons, 43-28 (TB)
2017	Falcons, 34-20 (A)
	Falcons, 24-21 (TB)
2018	Falcons, 34-29 (A)
	Falcons, 34-32 (TB)
2019	Buccaneers, 35-22 (A)
	Falcons, 28-22 (TB)*

2020	Buccaneers, 31-27 (A)
	Buccaneers, 44-27 (TB)
2021	Buccaneers, 48-25 (TB)
	Buccaneers, 30-17 (A)
2022	Buccaneers, 21-15 (TB)
	Falcons, 30-17 (A)
2023	Falcons, 16-13 (TB)
	Buccaneers, 29-25 (A)

* Overtime

BALTIMORE

2001	Buccaneers, 22-10 (TB)
2002	Buccaneers, 25-0 (B)
2006	Ravens, 27-0 (TB)
2010	Ravens, 17-10 (B)
2014	Ravens, 48-17 (TB)
2018	Ravens, 20-12 (B)

BUFFALO

1976	Bills, 14-9 (TB)
1978	Buccaneers, 31-10 (TB)
1982	Buccaneers, 24-23 (TB)
1986	Buccaneers, 34-28 (TB)
1988	Buccaneers, 10-5 (TB)
1991	Bills, 17-10 (TB)
2000	Buccaneers, 31-17 (TB)
2005	Buccaneers, 19-3 (TB)
2009	Bills, 33-20 (B)
2013	Buccaneers, 27-6 (TB)
2017	Bills, 30-27 (B)
2021	Buccaneers, 33-27 (TB)*
2023	Bills, 24-18 (B)

* Overtime

CAROLINA

1995	Buccaneers, 20-13 (C)
1996	Panthers, 24-0 (C)
1998	Buccaneers, 16-13 (TB)
2002	Buccaneers, 12-9 (C)
	Buccaneers, 23-10 (TB)
2003	Panthers, 12-9 (TB)*
	Panthers, 27-24 (C)
2004	Panthers, 21-14 (C)
	Panthers, 37-20 (TB)
2005	Panthers, 34-14 (TB)
	Buccaneers, 20-10 (C)
2006	Panthers, 26-24 (TB)
	Panthers, 24-10 (C)
2007	Buccaneers, 20-7 (C)
	Panthers, 31-23 (TB)
2008	Buccaneers, 27-3 (TB)
	Panthers, 38-23 (C)
2009	Panthers, 28-21 (TB)
	Panthers, 16-6 (A)
2010	Buccaneers, 20-7 (C)
	Buccaneers, 31-16 (TB)
2011	Panthers, 38-19 (TB)
	Panthers, 48-16 (C)
2012	Buccaneers, 16-10 (TB)
	Buccaneers, 27-21 (C)*
2013	Panthers, 31-13 (TB)
	Panthers, 27-6 (C)
2014	Panthers, 20-14 (TB)
	Panthers, 19-17 (C)
2015	Panthers, 37-23 (TB)
	Panthers, 38-10 (C)
2016	Buccaneers, 17-14 (C)
	Buccaneers, 17-16 (TB)
2017	Panthers, 17-3 (TB)
	Panthers, 22-19 (C)
2018	Panthers, 42-28 (C)
	Buccaneers, 24-17 (TB)
2019	Buccaneers, 20-14 (C)
	Panthers, 37-26 (LDN)**
2020	Buccaneers, 31-17 (TB)
	Buccaneers, 46-23 (C)
2021	Buccaneers, 32-6 (C)
	Buccaneers, 41-17 (TB)
2022	Panthers, 21-3 (C)
	Buccaneers, 30-24 (TB)

2023	Buccaneers, 21-18 (TB)
	Buccaneers, 9-0 (C)

* Overtime

**Game played in London, NFL International Series

CHICAGO

1977	Bears, 10-0 (TB)
1978	Buccaneers, 33-19 (TB)
	Bears, 14-3 (C)
1979	Buccaneers, 17-13 (C)
	Bears, 14-0 (TB)
1980	Bears, 23-0 (C)
	Bears, 14-13 (TB)
1981	Bears, 28-17 (C)
	Buccaneers, 20-10 (TB)
1982	Buccaneers, 26-23 (TB)*
1983	Bears, 17-10 (C)
	Bears, 27-0 (TB)
1984	Bears, 34-14 (C)
	Bears, 44-9 (TB)
1985	Bears, 38-28 (C)
	Bears, 27-19 (TB)
1986	Bears, 23-3 (TB)
	Bears, 48-14 (C)
1987	Bears, 20-3 (C)
	Bears, 27-26 (TB)
1988	Bears, 28-10 (C)
	Bears, 27-15 (TB)
1989	Buccaneers, 42-35 (TB)
	Buccaneers, 32-31 (C)
1990	Bears, 26-6 (TB)
	Bears, 27-14 (C)
1991	Bears, 21-20 (TB)
	Bears, 27-0 (C)
1992	Bears, 31-14 (C)
	Buccaneers, 20-17 (TB)
1993	Bears, 47-17 (C)
	Buccaneers, 13-10 (TB)
1994	Bears, 21-9 (C)
	Bears, 20-6 (TB)
1995	Bears, 25-6 (TB)
	Bears, 31-10 (C)
1996	Bears, 13-10 (C)
	Buccaneers, 34-19 (TB)
1997	Bears, 13-7 (C)
	Buccaneers, 31-15 (TB)
1998	Buccaneers, 27-15 (TB)
	Buccaneers, 31-17 (C)
1999	Buccaneers, 6-3 (TB)
	Buccaneers, 20-6 (C)
2000	Buccaneers, 41-0 (TB)
	Bears, 13-10 (C)
2001	Bears, 27-24 (TB)
	Bears, 27-3 (C)
2002	Buccaneers, 15-0 (C)
2004	Buccaneers, 19-7 (TB)
2005	Bears, 13-10 (TB)
2006	Bears, 34-31 (C)*
2008	Buccaneers, 27-24 (C)*
2011	Bears, 24-18 (LDN)**
2014	Bears, 21-13 (C)
2015	Bears, 26-21 (TB)
2016	Buccaneers, 36-10 (TB)
2017	Buccaneers, 29-7 (TB)
2018	Bears, 48-10 (C)
2020	Bears, 20-19 (C)
2021	Buccaneers, 38-3 (TB)
2023	Buccaneers, 27-17 (TB)

* Overtime

**Game played in London, NFL International Series

CINCINNATI

1976	Bengals, 21-0 (C)
1980	Buccaneers, 17-12 (C)
1983	Bengals, 23-17 (TB)
1989	Bengals, 56-23 (C)
1995	Buccaneers, 19-16 (TB)
1998	Buccaneers, 35-0 (C)
2001	Buccaneers, 16-13 (C)*
2002	Buccaneers, 35-7 (C)
2006	Buccaneers, 14-13 (TB)
2010	Buccaneers, 24-21 (C)
2014	Bengals, 14-13 (TB)
2018	Bengals, 37-34 (C)
2022	Bengals, 34-23 (TB)

* Overtime

CLEVELAND

1976	Browns, 24-7 (TB)
1980	Browns, 34-27 (TB)
1983	Browns, 20-0 (C)
1989	Browns, 42-31 (TB)
1995	Browns, 22-6 (C)
2002	Buccaneers, 17-3 (TB)
2006	Buccaneers, 22-7 (C)
2010	Buccaneers, 17-14 (TB)
2014	Browns, 22-17 (C)
2018	Buccaneers, 26-23 (TB)*
2022	Browns, 23-17 (C)*

* Overtime

DALLAS

1977	Cowboys, 23-7 (D)
1980	Cowboys, 28-17 (D)
1981	Cowboys, 38-0 (D) **
1982	Cowboys, 14-9 (D)
1983	Cowboys, 30-17 (D) **
1983	Cowboys, 27-24 (D) *
1990	Cowboys, 14-10 (D)
1990	Cowboys, 17-13 (TB)
2000	Buccaneers, 27-7 (TB)
2001	Buccaneers, 10-6 (D)
2003	Buccaneers, 16-0 (TB)
2006	Cowboys, 38-10 (D)
2008	Cowboys, 13-9 (D)
2009	Cowboys, 34-21 (TB)
2011	Cowboys, 31-15 (TB)
2012	Cowboys, 16-10 (D)
2015	Buccaneers, 10-6 (TB)
2016	Cowboys, 26-20 (D)
2018	Cowboys, 27-20 (D)
2021	Buccaneers, 31-29 (TB)
2022	Buccaneers, 19-3 (D)
	Cowboys, 31-14 (TB)**

*Overtime

** NFC Playoff Game

DENVER

1976	Broncos, 48-13 (D)
1981	Broncos, 24-7 (TB)
1993	Buccaneers, 17-10 (D)
1996	Broncos, 27-23 (D)
1999	Buccaneers, 13-10 (TB)
2004	Broncos, 16-13 (TB)
2008	Broncos, 16-13 (D)
2012	Broncos, 31-23 (D)
2016	Broncos, 27-7 (TB)
2020	Buccaneers, 28-10 (D)

DETROIT

1977	Lions, 16-7 (D)
1978	Lions, 15-7 (TB)
	Lions, 34-23 (D)
1979	Buccaneers, 31-16 (TB)
	Buccaneers, 16-14 (D)
1980	Lions, 24-10 (TB)
	Lions, 27-14 (D)
1981	Buccaneers, 28-10 (TB)
	Buccaneers, 20-17 (D)
1982	Buccaneers, 23-21 (TB)
1983	Lions, 11-0 (TB)
	Lions, 23-20 (D)
1984	Buccaneers, 21-17 (TB)
	Lions, 13-7 (D) *
1985	Lions, 30-9 (D)

	Buccaneers, 19-16 (TB) *
1986	Buccaneers, 24-20 (D)
	Lions, 38-17 (TB)
1987	Buccaneers, 31-27 (D)
	Lions, 20-10 (TB)
1988	Buccaneers, 23-20 (D)
	Buccaneers, 21-10 (TB)
1989	Lions, 17-16 (TB)
	Lions, 33-7 (D)
1990	Buccaneers, 38-21 (D)
	Buccaneers, 23-20 (TB)
1991	Lions, 31-3 (D)
	Buccaneers, 30-21 (TB)
1992	Buccaneers, 27-23 (D)
	Lions, 38-7 (TB)
1993	Buccaneers, 27-10 (TB)
	Lions, 23-0 (D)
1994	Buccaneers, 24-14 (TB)
	Lions, 14-9 (D)
1995	Lions, 27-24 (D)
	Lions, 37-10 (TB)
1996	Lions, 21-6 (D)
	Lions, 27-0 (TB)
1997	Buccaneers, 24-17 (D)
	Lions, 27-9 (TB)
	Buccaneers, 20-10 (TB) **
1998	Lions, 27-6 (D)
	Lions, 28-25 (TB)
1999	Lions, 20-3 (D)
	Buccaneers, 23-16 (TB)
2000	Buccaneers, 31-10 (D)
	Lions, 28-14 (TB)
2001	Buccaneers, 20-17 (D)
	Buccaneers, 15-12 (TB)
2002	Buccaneers, 23-20 (D)
2005	Buccaneers, 17-13 (TB)
2007	Lions, 23-16 (D)
2008	Buccaneers, 38-20 (D)
2010	Lions, 23-20 (TB)
2011	Lions, 27-20 (TB)
2013	Buccaneers, 24-21 (D)
2014	Lions, 34-17 (D)
2017	Lions, 24-21 (TB)
2019	Buccaneers, 38-17 (D)
2020	Buccaneers, 47-7 (D)
2023	Lions, 20-6 (TB)
	Lions, 31-23 (D)***

* Overtime

** NFC Wild Card Playoff Game

*** NFC Divisional Playoff Game

GREEN BAY

1977	Packers, 13-0 (TB)
1978	Packers, 9-7 (GB)
	Packers, 17-7 (TB)
1979	Buccaneers, 21-10 (GB)
	Buccaneers, 21-3 (TB)
1980	Tie, 14-14 (TB) *
	Buccaneers, 20-17 (MIL)
1981	Buccaneers, 21-10 (GB)
	Buccaneers, 37-3 (TB)
1983	Packers, 55-14 (GB)
	Packers, 12-9 (TB) *
1984	Buccaneers, 30-27 (TB) *
	Packers, 27-14 (GB)
1985	Packers, 21-0 (GB)
	Packers, 20-17 (TB)
1986	Packers, 31-7 (MIL)
	Packers, 21-7 (TB)
1987	Buccaneers, 23-17 (MIL)
1988	Buccaneers, 13-10 (TB)
	Buccaneers, 27-24 (GB)
1989	Buccaneers, 23-21 (GB)
	Packers, 17-16 (TB)
1990	Buccaneers, 26-14 (TB)
	Packers, 20-10 (MIL)
1991	Packers, 15-13 (GB)
	Packers, 27-0 (TB)
1992	Buccaneers, 31-3 (TB)
	Packers, 19-14 (MIL)
1993	Packers, 37-14 (TB)
	Packers, 13-10 (GB)
1994	Packers, 30-3 (GB)
	Packers, 34-19 (TB)
1995	Packers, 35-13 (GB)
	Buccaneers, 13-10 (TB) *

1996	Packers, 34-3 (TB)
	Packers, 13-7 (GB)
1997	Packers, 21-16 (GB)
	Packers, 17-6 (TB)
	Packers, 21-7 (GB) **
1998	Packers, 23-15 (GB)
	Buccaneers, 24-22 (TB)
1999	Packers, 26-23 (GB)
	Buccaneers, 29-10 (TB)
2000	Buccaneers, 20-15 (TB)
	Packers, 17-14 (GB)*
2001	Buccaneers, 14-10 (TB)
	Packers, 21-20 (GB)
2002	Buccaneers, 21-7 (TB)
2003	Packers, 20-13 (TB)
2005	Buccaneers, 17-16 (GB)
2008	Buccaneers, 30-21 (TB)
2009	Buccaneers, 38-28 (TB)
2011	Packers, 35-26 (GB)
2014	Packers, 20-3 (TB)
2017	Packers, 26-20 (GB)*
2020	Buccaneers, 38-10 (TB)
2020	Buccaneers, 31-26 (GB)***
2022	Packers, 14-12 (TB)
2023	Buccaneers, 34-20 (GB)

* Overtime

** NFC Divisional Playoff Game

*** NFC Championship Game

HOUSTON

2003	Buccaneers, 16-3 (TB)
2007	Texans, 28-14 (H)
2011	Texans, 37-9 (TB)
2015	Texans, 19-9 (H)
2019	Texans, 23-20 (TB)
2023	Texans, 39-27 (H)

INDIANAPOLIS^

1976	Colts, 42-17 (B)
1979	Buccaneers, 29-26 (B) *
1985	Colts, 31-23 (TB)
1987	Colts, 24-6 (I)
1988	Colts, 35-31 (I)
1991	Buccaneers, 17-3 (TB)
1992	Colts, 24-14 (TB)
1994	Buccaneers, 24-10 (TB)
1997	Buccaneers, 31-28 (I)
2003	Colts, 38-35 (TB)*
2007	Colts, 33-14 (I)
2011	Buccaneers, 24-17 (TB)
2015	Colts, 25-12 (I)
2019	Buccaneers, 38-35 (TB)
2021	Buccaneers, 38-31 (I)
2023	Colts, 27-20 (I)

* Overtime

^Franchise located in Baltimore prior to 1984

JACKSONVILLE

1995	Buccaneers, 17-16 (TB)
1998	Jaguars, 29-24 (J)
2003	Jaguars, 17-10 (J)
2007	Jaguars, 24-23 (TB)
2011	Jaguars, 41-14 (J)
2015	Buccaneers, 38-31 (TB)
2019	Buccaneers, 28-11 (J)
2023	Buccaneers, 30-12 (TB)

KANSAS CITY

1976	Chiefs, 28-19 (TB)
1978	Buccaneers, 30-13 (KC)
1979	Buccaneers, 3-0 (TB)
1981	Chiefs, 19-10 (KC)
1984	Chiefs, 24-20 (KC)
1986	Chiefs, 27-20 (KC)
1993	Chiefs, 27-3 (TB)
1999	Buccaneers, 17-10 (TB)
2004	Buccaneers, 34-31 (TB)
2008	Buccaneers, 30-27 (KC)*
2012	Buccaneers, 38-10 (TB)
2016	Buccaneers, 19-17 (KC)
2020	Chiefs, 27-24 (TB)
2020	Buccaneers, 31-9 (TB)**
2022	Chiefs, 41-31 (TB)

* Overtime

**Super Bowl LV in Tampa

LAS VEGAS*

1976	Raiders, 49-16 (O)
1981	Raiders, 18-16 (O)
1993	Raiders, 27-20 (LA)
1996	Buccaneers, 20-17 (TB)*
1999	Raiders, 45-0 (O)
2002	Buccaneers, 48-21 (SD)**
2004	Raiders, 30-20 (O)
2008	Raiders, 31-24 (TB)
2012	Buccaneers, 42-32 (O)
2016	Raiders, 30-24 (TB)*
2020	Buccaneers, 45-20 (LV)

*Franchise located in Los Angeles from 1982-94 and Oakland from 1995-2019

* Overtime

**Super Bowl XXXVII in San Diego

L.A. CHARGERS*

1976	Chargers, 23-0 (TB)
1981	Chargers, 24-23 (TB)
1987	Chargers, 17-13 (TB)
1990	Chargers, 41-10 (SD)
1992	Chargers, 29-14 (SD)
1993	Chargers, 32-17 (TB)
1996	Buccaneers, 25-17 (SD)
2004	Chargers, 31-24 (SD)
2008	Chargers, 41-24 (TB)
2012	Buccaneers, 34-24 (TB)
2016	Buccaneers, 28-21 (SD)
2020	Buccaneers, 38-31 (TB)

* Franchise located in San Diego from 1961-2016

L.A. RAMS*

1977	Rams, 31-0 (LA)
1978	Rams, 26-23 (LA)
1979	Buccaneers, 21-6 (TB)
	Rams, 9-0 (TB) **
1980	Buccaneers, 10-9 (TB)
1984	Rams, 34-33 (TB)
1985	Rams, 31-27 (TB)
1986	Rams, 26-20 (LA) *
1987	Rams, 35-3 (LA)
1990	Rams, 35-14 (TB)
1992	Rams, 31-27 (TB)
1994	Buccaneers, 24-14 (TB)
1999	Rams, 11-6 (STL) **
2000	Buccaneers, 38-35 (TB)
2001	Buccaneers, 24-17 (STL)
2002	Buccaneers, 26-14 (TB)
2004	Rams, 28-21 (STL)
2007	Buccaneers, 24-3 (TB)
2010	Buccaneers, 18-17 (TB)
2012	Rams, 28-13 (TB)
2013	Rams, 23-13 (STL)
2014	Rams, 19-17 (TB)
2015	Rams, 31-23 (STL)
2016	Rams, 37-32 (TB)
2019	Buccaneers, 55-40 (LA)
2020	Rams, 27-24 (TB)
2021	Rams, 34-24 (LA)
	Rams, 30-27 (TB)***
2022	Buccaneers, 16-13 (TB)

* Overtime

** NFC Championship Game

*** NFC Divisional Playoff Game

* Franchise located in St. Louis from 1995-2015

MIAMI

1976	Dolphins, 23-20 (TB)
1982	Buccaneers, 23-17 (TB)
1985	Dolphins, 41-38 (M)
1988	Dolphins, 17-14 (TB)
1991	Dolphins, 33-14 (M)
1997	Buccaneers, 31-21 (TB)
2000	Buccaneers, 16-13 (M)
2005	Buccaneers, 27-13 (TB)
2009	Dolphins, 25-23 (M)
2013	Buccaneers, 22-19 (TB)
2017	Buccaneers, 30-20 (M)
2021	Buccaneers, 45-17 (TB)

MINNESOTA

1977	Vikings, 9-3 (TB)
1978	Buccaneers, 16-10 (M)
	Vikings, 24-7 (TB)
1979	Buccaneers, 12-10 (M)
	Vikings, 23-22 (TB)
1980	Vikings, 38-30 (M)
	Vikings, 21-10 (TB)
1981	Buccaneers, 21-13 (TB)
	Vikings, 25-10 (M)
1982	Vikings, 17-10 (M)
1983	Vikings, 19-16 (TB) *
	Buccaneers, 17-12 (M)
1984	Buccaneers, 35-31 (TB)
	Vikings, 27-24 (M)
1985	Vikings, 31-16 (TB)
	Vikings, 26-7 (M)
1986	Vikings, 23-10 (TB)
	Vikings, 45-13 (M)
1987	Buccaneers, 20-10 (TB)
	Vikings, 23-17 (M)
1988	Vikings, 14-13 (M)
	Vikings, 49-20 (TB)
1989	Vikings, 17-13 (M)
	Vikings, 24-10 (TB)
1990	Buccaneers, 23-20 (M) *
	Buccaneers, 26-13 (TB)
1991	Vikings, 28-13 (M)
	Vikings, 26-24 (TB)
1992	Vikings, 26-20 (M)
	Vikings, 35-7 (TB)
1993	Vikings, 15-0 (M)
	Buccaneers, 23-10 (TB)
1994	Vikings, 36-13 (TB)
	Buccaneers, 20-17 (M) *
1995	Buccaneers, 20-17 (TB) *
	Vikings, 31-17 (M)
1996	Buccaneers, 24-13 (TB)
	Vikings, 21-10 (M)
1997	Buccaneers, 28-14 (M)
	Vikings, 10-6 (TB)
1998	Vikings, 31-7 (M)
	Buccaneers, 27-24 (TB)
1999	Vikings, 21-14 (M)
	Buccaneers, 24-17 (TB)
2000	Vikings, 30-23 (M)
	Buccaneers, 41-13 (TB)
2001	Vikings, 20-16 (M)
	Buccaneers, 41-14 (TB)
2002	Buccaneers, 38-24 (TB)
2005	Buccaneers, 24-13 (M)
2008	Buccaneers, 19-13 (TB)
2011	Buccaneers, 24-20 (M)
2012	Buccaneers, 36-17 (M)
2014	Vikings, 19-13 (TB)*
2017	Vikings, 34-17 (M)
2020	Buccaneers, 26-14 (TB)
2023	Buccaneers, 20-17 (M)

* Overtime

NEW ENGLAND

1976	Patriots, 31-14 (TB)
1985	Patriots, 32-14 (TB)
1988	Patriots, 10-7 (NE)*
1997	Buccaneers, 27-7 (TB)
2000	Buccaneers, 21-16 (NE)
2005	Patriots, 28-0 (NE)
2009	Patriots, 35-7 (LDN)**
2013	Patriots, 23-3 (NE)
2017	Patriots, 19-14 (TB)
2021	Buccaneers, 19-17 (NE)

* Overtime

**Game played in London, NFL International Series

NEW ORLEANS

1977	Buccaneers, 33-14 (NO)
1978	Saints, 17-10 (TB)
1979	Saints, 42-14 (TB)
1981	Buccaneers, 31-14 (NO)
1982	Buccaneers, 13-10 (NO)
1983	Saints, 24-21 (TB)
1984	Saints, 17-10 (TB)
1985	Saints, 20-13 (NO)
1986	Saints, 38-7 (NO)
1987	Saints, 44-34 (NO)
1988	Saints, 13-9 (NO)
1989	Buccaneers, 20-10 (TB)
1990	Saints, 35-7 (NO)
1991	Saints, 23-7 (NO)
1992	Saints, 23-21 (NO)
1994	Saints, 9-7 (TB)
1996	Buccaneers, 13-7 (TB)
1998	Saints, 9-3 (NO)
1999	Buccaneers, 31-16 (NO)
2001	Buccaneers, 48-21 (TB)
2002	Saints, 26-20 (TB)*
	Saints, 23-20 (NO)
2003	Saints, 17-14 (TB)
	Buccaneers, 14-7 (NO)
2004	Buccaneers, 20-17 (NO)
	Saints, 21-17 (TB)
2005	Buccaneers, 10-3 (NO)#
	Buccaneers, 27-13 (TB)
2006	Saints, 24-21 (NO)
	Saints, 31-14 (TB)
2007	Buccaneers, 31-14 (TB)
	Buccaneers, 27-23 (NO)
2008	Saints, 24-20 (NO)
	Buccaneers, 23-20 (TB)
2009	Saints, 38-7 (TB)
	Buccaneers 20-17, (NO)*
2010	Saints, 31-6 (TB)
	Buccaneers, 23-13 (NO)
2011	Buccaneers, 26-20 (TB)
	Saints, 27-16 (NO)
2012	Saints, 35-28 (TB)
	Saints, 41-0 (NO)
2013	Saints, 16-14 (TB)
	Saints, 41-17 (NO)
2014	Saints, 37-31 (NO)*
	Saints, 23-20 (TB)
2015	Buccaneers, 26-19 (NO)
	Saints, 24-17 (TB)
2016	Buccaneers, 16-11 (TB)
	Saints, 31-24 (NO)
2017	Saints, 30-10 (NO)
	Buccaneers, 31-24 (TB)
2018	Buccaneers, 48-40 (NO)
	Saints, 28-14 (TB)
2019	Saints, 31-24 (NO)
	Saints, 34-17 (NO)
2020	Saints, 34-23 (NO)
	Saints, 38-3 (TB)
	Buccaneers, 30-20 (NO)**
2021	Saints, 36-27 (NO)
	Saints, 9-0 (TB)
2022	Buccaneers, 20-10 (NO)
	Buccaneers, 17-16 (TB)
2023	Buccaneers, 26-9 (NO)
	Saints, 23-13 (TB)

*Overtime

** NFC Divisional Playoff Game

#Game Played in Baton Rouge, LA

NEW YORK GIANTS

1977	Giants, 10-0 (TB)
1978	Giants, 19-13 (TB)
	Giants, 17-14 (NY)
1979	Giants, 17-14 (NY)
	Buccaneers, 31-3 (TB)
1980	Buccaneers, 30-13 (TB)
1984	Giants, 17-14 (NY)
	Buccaneers, 20-17 (TB)
1985	Giants, 22-20 (NY)
1991	Giants, 21-14 (TB)
1993	Giants, 23-7 (NY)
1997	Buccaneers, 20-8 (NY)
1998	Buccaneers, 20-3 (TB)
1999	Giants, 17-13 (TB)
2003	Buccaneers, 19-13 (TB)
2006	Giants, 17-3 (NY)
2007	Giants, 24-14 (TB)**
2009	Giants, 24-0 (TB)
2012	Giants, 41-34 (NY)
2015	Giants, 32-18 (TB)
2017	Buccaneers, 25-23 (TB)
2018	Giants, 38-35 (NY)
2019	Giants, 32-31 (TB)
2020	Buccaneers, 25-23 (NY)
2021	Buccaneers, 30-10 (TB)

** NFC Wild Card Playoff Game

NEW YORK JETS

1976	Jets, 34-0 (NY)
1982	Jets, 32-17 (NY)
1984	Buccaneers, 41-21 (TB)
1985	Jets, 62-28 (NY)
1990	Jets, 16-14 (TB)
1991	Jets, 16-13 (NY)
1997	Jets, 31-0 (NY)
2000	Jets, 21-17 (TB)
2005	Jets, 14-12 (NY)
2009	Jets, 26-3 (TB)
2013	Jets, 18-17 (NY)
2017	Buccaneers, 15-10 (TB)
2021	Buccaneers 28-24 (NY)

PHILADELPHIA

1977	Eagles, 13-3 (P)
1979	Buccaneers, 24-17 (TB) **
1981	Eagles, 20-10 (P)
1988	Eagles, 41-14 (TB)
1991	Buccaneers, 14-13 (TB)
1995	Buccaneers, 21-6 (P)
1999	Buccaneers, 19-5 (P)
2000	Eagles, 21-3 (P)***
2001	Eagles, 17-13 (TB)
	Eagles, 31-9 (P)***
2002	Eagles, 20-10 (P)
	Buccaneers, 27-10 (P)****
2003	Buccaneers, 17-0 (P)
2006	Buccaneers, 23-21 (TB)
2009	Eagles, 33-14 (P)
2012	Eagles, 23-21 (TB)
2013	Eagles, 31-20 (TB)
2015	Buccaneers, 45-17 (P)
2018	Buccaneers, 27-21 (TB)
2021	Buccaneers, 28-22 (P)
	Buccaneers, 31-15 (TB)***
2023	Eagles, 25-11 (TB)
	Buccaneers, 32-9 (TB)***

** NFC Divisional Playoff Game

*** NFC Wild Card Playoff Game

**** NFC Championship Game

PITTSBURGH

1976	Steelers, 42-0 (P)
1980	Steelers, 24-21 (TB)
1983	Steelers, 17-12 (P)
1989	Steelers, 31-22 (TB)
1998	Buccaneers, 16-3 (TB)
2001	Steelers, 17-10 (TB)
2002	Steelers, 17-7 (TB)
2006	Steelers, 20-3 (P)
2010	Steelers, 38-13 (TB)
2014	Buccaneers, 27-24 (P)
2018	Steelers, 30-27 (TB)
2022	Steelers, 20-18 (P)

SAN FRANCISCO

1977	49ers, 20-10 (SF)
1978	49ers, 6-3 (SF)
1979	49ers, 23-7 (SF)
1980	Buccaneers, 24-23 (SF)
1983	49ers, 35-21 (SF)
1984	49ers, 24-17 (SF)
1986	49ers, 31-7 (TB)
1987	49ers, 24-10 (TB)
1989	49ers, 20-16 (TB)
1990	49ers, 31-7 (SF)
1992	49ers, 21-14 (SF)
1993	49ers, 45-21 (TB)
1994	49ers, 41-16 (SF)
1997	Buccaneers, 13-6 (TB)
2002	Buccaneers, 31-6 (TB)**
2003	49ers, 24-7 (SF)
2004	Buccaneers, 35-3 (TB)
2005	49ers, 15-10 (SF)
2007	49ers, 21-19 (SF)
2010	Buccaneers, 21-0 (SF)
2011	49ers, 48-3 (SF)
2013	49ers, 33-14 (TB)
2016	Buccaneers, 34-17 (SF)
2018	Buccaneers, 27-9 (TB)
2019	49ers, 31-17 (TB)
2022	49ers, 35-7 (SF)
2023	49ers, 27-14 (SF)

** NFC Divisional Playoff Game

SEATTLE

1976	Seahawks, 13-10 (TB)
1977	Seahawks, 30-23 (S)
1994	Seahawks, 22-21 (S)
1996	Seahawks, 17-13 (TB)
1999	Buccaneers, 16-3 (S)
2004	Seahawks, 10-6 (TB)
2006	Seahawks, 23-7 (TB)
2007	Seahawks, 20-6 (S)
2008	Buccaneers, 20-10 (TB)
2009	Buccaneers, 24-7 (S)
2010	Buccaneers, 38-15 (TB)
2013	Seahawks, 27-24 (S)*
2016	Buccaneers, 14-5 (TB)
2019	Seahawks, 40-34 (S)*
2022	Buccaneers, 21-16 (MUN)**

* Overtime

**Game played in Munich, NFL International Series

TENNESSEE^

1976	Oilers, 20-0 (H)
1980	Oilers, 20-14 (H)
1983	Buccaneers, 33-24 (TB)
1989	Oilers, 20-17 (H)
1995	Oilers, 19-7 (H)
1998	Oilers, 31-22 (TB)
2001	Titans, 31-28 (T)*
2003	Titans, 33-13 (T)
2007	Buccaneers, 13-10 (TB)
2011	Titans, 23-17 (T)
2015	Titans, 42-14 (TB)
2019	Titans, 27-23 (T)
2023	Buccaneers, 20-6 (TB)

^ Franchise located in Houston prior to 1997

* Overtime

WASHINGTON

1977	Redskins, 10-0 (TB)
1982	Redskins, 21-13 (TB)
1989	Redskins, 32-28 (W)
1993	Redskins, 23-17 (TB)
1994	Buccaneers, 26-21 (TB)
	Buccaneers, 17-14 (W)
1995	Buccaneers, 14-6 (TB)
1996	Buccaneers, 24-10 (TB)
1998	Redskins, 20-16 (W)
1999	Buccaneers, 14-13 (TB) **
2000	Redskins, 20-17 (W)*
2003	Buccaneers, 35-13 (W)
2004	Redskins, 16-10 (W)
2005	Buccaneers, 36-35 (TB)
	Redskins, 17-10 (TB)***
2006	Buccaneers, 20-17 (TB)
2007	Buccaneers, 19-13 (TB)
2009	Redskins, 16-13 (W)
2010	Buccaneers, 17-16 (W)
2012	Redskins, 24-22 (TB)
2014	Buccaneers, 27-7 (W)
2015	Redskins, 31-30 (W)
2018	Redskins, 16-3 (TB)
2020	Buccaneers, 31-23 (W)***
2021	Football Team, 29-19 (W)

* Overtime

** NFC Divisional Playoff Game

*** NFC Wild Card Playoff Game

ALL-TIME DIVISIONAL STANDINGS

2002-Pres. Bucs compete in NFC South

• 1977-2001 Bucs competed in NFC Central

• 1976 Bucs competed in AFC West

2023

	Overall	Division
* Tampa Bay	9-8	4-2
New Orleans	9-8	4-2
Atlanta	7-10	3-3
Carolina	2-15	1-5

2022

	Overall	Division
* Tampa Bay	8-9	4-2
Carolina	7-10	4-2
New Orleans	7-10	2-4
Atlanta	7-10	2-4

2021

	Overall	Division
* Tampa Bay	13-4	4-2
New Orleans	9-8	4-2
Atlanta	7-10	2-4
Carolina	5-12	2-4

2020

	Overall	Division
* New Orleans	12-4	6-0
* Tampa Bay	11-5	4-2
Carolina	5-11	1-5
Atlanta	4-12	1-5

2019

	Overall	Division
* New Orleans	13-3	5-1
Atlanta	7-9	4-2
Tampa Bay	7-9	2-4
Carolina	5-11	1-5

2018

	Overall	Division
* New Orleans	13-3	4-2
Atlanta	7-9	4-2
Carolina	7-9	2-4
Tampa Bay	5-11	2-4

2017

	Overall	Division
* New Orleans	11-5	4-2
* Carolina	11-5	3-3
* Atlanta	10-6	4-2
Tampa Bay	5-11	1-5

2016

	Overall	Division
* Atlanta	11-5	5-5
Tampa Bay	9-7	4-2
New Orleans	7-9	2-4
Carolina	6-10	1-5

2015

	Overall	Division
* Carolina	15-1	5-1
Atlanta	8-8	1-5
New Orleans	7-9	3-3
Tampa Bay	6-10	3-3

2014

	Overall	Division
* Carolina	7-8-1	4-2
* New Orleans	7-9	3-3
Atlanta	6-10	5-1
Tampa Bay	2-14	0-6

2013

	Overall	Division
* Carolina	12-4	5-1
* New Orleans	11-5	5-1
Atlanta	4-12	1-5
Tampa Bay	4-12	1-5

2012

	Overall	Division
* Atlanta	13-3	3-3
Carolina	7-9	3-3
New Orleans	7-9	3-3
Tampa Bay	7-9	3-3

2011

	Overall	Division
* New Orleans	13-3	5-1
* Atlanta	10-6	3-3
Carolina	6-10	2-4
Tampa Bay	4-12	2-4

2010

	Overall	Division
* Atlanta	13-3	5-1
* New Orleans	11-5	4-2
Tampa Bay	10-6	3-3
Carolina	2-14	0-6

2009

	Overall	Division
* New Orleans	13-3	4-2
Atlanta	9-7	3-3
Carolina	8-8	4-2
Tampa Bay	3-13	1-5

2008

	Overall	Division
* Carolina	12-4	4-2
* Atlanta	11-5	3-3
Tampa Bay	9-7	3-3
New Orleans	8-8	2-4

2007

	Overall	Division
* Tampa Bay	9-7	5-1
Carolina	7-9	3-3
New Orleans	7-9	3-3
Atlanta	4-12	1-5

2006

	Overall	Division
* New Orleans	10-6	4-2
Carolina	8-8	5-1
Atlanta	7-9	3-3
Tampa Bay	4-12	0-6

2005

	Overall	Division
* Tampa Bay	11-5	5-1
* Carolina	11-5	4-2
Atlanta	8-8	2-4
New Orleans	3-13	1-5

2004

	Overall	Division
* Atlanta	11-5	4-2
* New Orleans	8-8	3-3
Carolina	7-9	3-3
Tampa Bay	5-11	2-4

2003

	Overall	Division
* Carolina	11-5	5-1
New Orleans	8-8	3-3
Tampa Bay	7-9	2-4
Atlanta	5-11	2-4

2002

	Overall	Division
* Tampa Bay	12-4	4-2
* Atlanta	9-6-1	4-2
New Orleans	9-7	3-3
Carolina	7-9	1-5

2001

	Overall	Division
* Chicago	13-3	6-2
* Green Bay	12-4	6-2
* Tampa Bay	9-7	4-4
Minnesota	5-11	3-5
Detroit	2-14	1-7

2000

	Overall	Division
* Minnesota	11-5	5-3
* Tampa Bay	10-6	4-4
Green Bay	9-7	5-3
Detroit	9-7	3-5
Chicago	5-11	3-5

1999

	Overall	Division
* Tampa Bay	11-5	5-3
* Minnesota	10-6	4-4
* Detroit	8-8	4-4
Green Bay	8-8	4-4
Chicago	6-10	3-5

1998

	Overall	Division
* Minnesota	15-1	7-1
* Green Bay	11-5	4-4
Tampa Bay	8-8	4-4
Detroit	5-11	4-4
Chicago	4-12	1-7

1997

	Overall	Division
* Green Bay	13-3	7-1
* Tampa Bay	10-6	3-5
* Minnesota	9-7	6-2
* Detroit	9-7	3-5
Chicago	4-12	1-7

1996

	Overall	Division
* Green Bay	13-3	7-1
Minnesota	9-7	5-3
Chicago	7-9	3-5
Tampa Bay	6-10	2-6
Detroit	5-11	3-5

1995

	Overall	Division
* Green Bay	11-5	5-3
* Detroit	10-6	6-2
Chicago	9-7	4-4
Minnesota	8-8	3-5
Tampa Bay	7-9	2-6

1994

	Overall	Division
* Minnesota	10-6	5-3
* Detroit	9-7	6-2
* Chicago	9-7	4-4
* Green Bay	9-7	3-5
Tampa Bay	6-10	2-6

1993

	Overall	Division
* Detroit	10-6	4-4
* Minnesota	9-7	6-2
* Green Bay	9-7	4-4
Chicago	7-9	3-5
Tampa Bay	5-11	3-5

1992

	Overall	Division
* Minnesota	11-5	7-1
Green Bay	9-7	4-4
Tampa Bay	5-11	3-5
Chicago	5-11	3-5
Detroit	5-11	3-5

1991

	Overall	Division
* Detroit	12-4	6-2
* Chicago	11-5	7-1
Minnesota	8-8	3-5
Green Bay	4-12	3-5
Tampa Bay	3-13	1-7

1990

	Overall	Division
* Chicago	11-5	6-2
Tampa Bay	6-10	5-3
Detroit	6-10	3-5
Green Bay	6-10	3-5
Minnesota	6-10	3-5

1989

	Overall	Division
* Minnesota	10-6	6-2
Green Bay	10-6	5-3
Detroit	7-9	4-4
Chicago	6-10	2-6
Tampa Bay	5-11	3-5

1988

	Overall	Division
* Chicago	12-4	6-2
* Minnesota	11-5	6-2
Tampa Bay	5-11	4-4
Detroit	4-12	2-6
Green Bay	4-12	2-6

ALL-TIME DIVISIONAL STANDINGS

2002-Pres. Bucs compete in NFC South

• **1977-2001** Bucs competed in NFC Central

• **1976** Bucs competed in AFC West

1987

	Overall	Division
• Chicago	11-4	7-0
• Minnesota	8-7	3-5
Green Bay	5-9-1	3-4
Tampa Bay	4-11	3-4
Detroit	4-11	2-5

1986

	Overall	Division
• Chicago	14-2	7-1
Minnesota	8-8	6-2
Detroit	5-11	3-5
Green Bay	4-12	3-5
Tampa Bay	2-14	1-7

1985

	Overall	Division
• Chicago	15-1	8-0
Green Bay	8-8	6-2
Minnesota	7-9	3-5
Detroit	7-9	2-6
Tampa Bay	2-14	1-7

1984

	Overall	Division
• Chicago	10-6	7-1
Green Bay	8-8	5-3
Tampa Bay	6-10	3-5
Detroit	4-11-1	3-5
Minnesota	3-13	2-6

1983

	Overall	Division
• Detroit	9-7	7-1
Green Bay	8-8	4-4
Chicago	8-8	4-4
Minnesota	8-8	4-4
Tampa Bay	2-14	1-7

1982

	Overall	Division
(No official champion due to strike)		
• Green Bay	5-3-1	1-2
• Minnesota	5-4	3-1
• Tampa Bay	5-4	2-1
• Detroit	4-5	3-3
Chicago	4-5	1-3

1981

	Overall	Division
• Tampa Bay	9-7	6-2
Detroit	8-8	4-4
Green Bay	8-8	4-4
Minnesota	7-9	4-4
Chicago	6-10	2-6

1980

	Overall	Division
• Minnesota	9-7	5-3
Detroit	9-7	5-3
Chicago	7-9	5-3
Tampa Bay	5-10-1	1-6-1
Green Bay	5-10-1	3-4-1

1979

	Overall	Division
• Tampa Bay	10-6	6-2
• Chicago	10-6	5-3
Minnesota	7-9	5-3
Green Bay	5-11	3-5
Detroit	2-14	1-7

1978

	Overall	Division
• Minnesota	8-7-1	5-2-1
Green Bay	8-7-1	5-2-1
Detroit	7-9	4-4
Chicago	7-9	3-5
Tampa Bay	5-11	2-6

1977

	Overall	Division
• Minnesota	9-5	6-1
• Chicago	9-5	6-1
Detroit	6-8	2-5
Green Bay	4-10	2-5
Tampa Bay	2-12	0-4

1976

	Overall	Division
• Oakland	13-1	7-0
Denver	9-5	5-2
San Diego	6-8	2-5
Kansas City	5-9	2-5
Tampa Bay	0-14	0-4

ALL-TIME ATTENDANCE

(Regular Season Only)

YEAR	HOME GAMES	ATTENDANCE	AVG
1976	7	309,184	44,169
1977	7	368,458	52,637
1978	8	504,436	63,054
1979	8	545,980	68,248
1980	8	522,785	65,348
1981	8	536,936	67,117
1982	5	328,660	65,732
1983	8	398,414	49,802
1984	8	362,856	45,357
1985	8	310,027	38,753
1986	8	320,647	40,081
1987	7	303,676	43,382
1988	8	388,257	48,532
1989	8	439,685	54,961
1990	8	455,776	56,972
1991	8	375,016	46,877
1992	8	397,586	49,698
1993	8	377,498	47,187
1994	8	367,443	45,930
1995	8	473,546	59,193
1996	8	333,350	41,669
1997	8	543,514	67,939
1998	8	518,047	64,756
1999	8	522,691	65,336
2000	8	524,775	65,597
2001	8	524,498	65,562
2002	8	525,009	65,626
2003	8	524,352	65,544
2004	8	522,720	65,340
2005	8	521,741	65,218
2006	8	524,661	65,583
2007	8	522,530	65,316
2008	8	516,088	64,511
2009	8*	525,194	65,649
2010	8	394,513	49,314
2011	8**	473,281	59,160
2012	8	440,819	55,102
2013	8	470,548	58,819
2014	8	476,273	59,534
2015	8	492,480	61,560
2016	8	484,998	60,625
2017	8	479,618	59,952
2018	8	434,855	54,357
2019	8***	415,189	51,899
2020 +	8	101,383	12,673
2021	8	522,980	65,373
2022	9****	620,898	68,989
2023	8	510,321	63,790
TOTALS	372	21,011,990	56,484

YEAR	ROAD GAMES	ATTENDANCE	AVG
1976	7	324,086	46,298
1977	7	341,766	48,824
1978	8	396,292	49,537
1979	8	436,994	54,624
1980	8	437,098	54,637
1981	8	465,102	58,138
1982	4	197,874	49,469
1983	8	476,909	59,614
1984	8	431,596	53,950
1985	8	374,307	46,788
1986	8	349,832	43,729
1987	8	361,959	45,245
1988	8	364,421	45,553
1989	8	412,571	51,571
1990	8	440,138	55,017
1991	8	419,459	52,432
1992	8	415,198	51,900
1993	8	474,685	59,336
1994	8	418,623	52,328
1995	8	431,130	53,891
1996	8	437,307	54,663
1997	8	459,316	57,415
1998	8	491,128	61,391
1999	8	478,176	59,772
2000	8	555,954	69,494
2001	8	513,830	64,229
2002	8	519,889	64,986
2003	8	562,981	70,373
2004	8	523,354	65,419
2005	8	523,095	65,387
2006	8	546,120	68,265
2007	8	537,314	67,164
2008	8	532,965	66,621
2009	8	568,475	71,059
2010	8	542,501	67,812
2011	8	545,969	68,246
2012	8	563,638	70,455
2013	8	545,574	68,197
2014	8	546,545	68,318
2015	8	548,916	68,615
2016	8	569,602	71,200
2017	8	557,343	69,668
2018	8	564,988	70,624
2019	8	534,879	66,860
2020 +	8	21,744	2,718
2021	9	600,333	66,704
2022	8	574,910	71,864
2023	9	629,740	69,971
TOTALS	373	22,539,882	60,429

*Home game vs. New England (10/25/09) was played as part of the NFL's International Series at Wembley Stadium, London, England (84,254). **Home game vs. Chicago (10/23/11) was played at Wembley Stadium, London, England (76,981). ***Home game vs. Carolina (10/13/19) was played at Tottenham Hotspur Stadium in London, England (60,087). + 2020 season not factored into totals due to COVID-19 pandemic. ****Home game vs. Seattle (11/13/22) was played at Allianz Arena in Munich, Germany (69,811).

TOP 20 SINGLE GAME ATTENDANCE

	DATE	OPPONENT	SCORE	RESULT	CROWD
Raymond James Stadium - Top 10 Attendance					
1.	12/18/22	Cincinnati	23-34	L	69,305
2.	1/1/23	Carolina	30-24	W	69,298
3.	9/25/22	Green Bay	12-14	L	69,197
4.	69,145	* Dallas	14-31	L	69,145
5.	11/6/22	Los Angeles Rams	16-13	W	69,019
6.	10/27/22	Baltimore	22-27	L	68,912
7.	12/5/22	New Orleans	17-16	W	68,709
8.	10/2/22	Kansas City	31-41	L	68,348
9.	10/9/22	Atlanta	21-15	W	68,299
10.	10/15/23	Detroit	6-20	L	65,854
11.	1/15/00	* Washington	14-13	W	65,835
12.	10/22/06	Philadelphia	23-21	W	65,808
13.	12/19/21	New Orleans	0-9	L	65,744
14t.	12/31/23	New Orleans	13-23	L	65,741
14t.	12/6/99	Minnesota	24-17	W	65,741
16.	10/15/06	Cincinnati	14-13	W	65,732
17.	12/26/99	Green Bay	29-10	W	65,723
18.	11/19/06	Washington	20-17	W	65,699
19.	12/10/06	Atlanta	17-6	L	65,691
20.	12/23/02	Pittsburgh	17-7	L	65,684

* Playoff Game

Note: For the 2022 NFL season, the seating capacity at Raymond James Stadium was raised by 3,600 seats to nearly 70,000.

ALL-TIME ROSTER

To be listed on the all-time roster, a player must have been on the roster for at least one regular-season game. The 44 players who participated in 1987 replacement games only are listed separately at the end.

Red indicates active with Buccaneers.

PLAYER	POS.	NUMBER	SCHOOL	SEASONS	YEARS	GP	GS
A							
Abdullah, Rabi	RB	26, 27	Lehigh	4	1998-01	43	1
Abraham, Clifton	CB	26	Florida State	1	1995	6	0
Abraham, Donnie	CB	21	East Tennessee State	6	1996-01	92	78
Acho, Sam	LB	96	Texas	1	2019	8	0
Acorn, Fred	CB	27	Texas	1	1984	16	1
Adams, Andrew	S	26	Connecticut	4	2018-21	57	18
Adams, Blue	CB/S	46	Cincinnati	2	2005-06	29	0
Adams, Gaines	DE	90	Clemson	3	2007-09	37	29
Adams, Kyle	TE	86	Purdue	1	2013	5	1
Adams, Michael	CB	21	Louisiana-Lafayette	1	2013	6	0
Adams, Scott	G	71	Georgia	1	1996	7	2
Adams, Theo	T	73	Hawaii	1	1993	7	0
Adjei-Barimah, Jude	CB	38	Bowling Green	2	2015-16	23	8
Aguayo, Roberto	K	19	Florida State	1	2016	16	0
Ahanotu, Chidi	DE/DT	72, 90, 95	California	9	1993-00; 04	121	109
Alexander, Elijah	LB	59	Kansas State	1	1992	12	0
Alexander, Kwon	LB	58	LSU	4	2015-18	46	46
Allen, Beau	DT	91	Wisconsin	2	2018-19	27	8
Allen, Greg	RB	28	Florida State	1	1986	2	0
Allen, Josh	OL	61	Louisiana-Monroe	1	2014, 2016	4	0
Allen, Roger	G	73	Missouri Western State	1	2012	4	0
Allen, Will	S	26, 37	Ohio State	6	2004-09	84	26
Alston, Jon	LB	50	Stanford	1	2010*	0	0
Alstott, Mike	FB	40	Purdue	12	1996-07*	158	137
Alward, Tom	G	67	Nebraska	1	1976	14	9
Anderson, Brandon	CB	38	Akron	1	2009	3	0
Anderson, Darren	CB	44	Toledo	2	1992-93	15	1
Anderson, Don	CB	23	Purdue	1	1987	11	0
Anderson, Gary	RB	40	Arkansas	4	1990-93	53	23
Anderson, Jerry	S	31	Oklahoma	1	1978	2	0
Anderson, Jesse	TE	89	Mississippi State	3	1990-92	32	4
Anderson, Vince	S	37	Webber International	1	2010	3	0
Andrus, Shane	K	3	Murray State	1	2009	3	0
Anger, Bryan	P	9	California	3	2016-18	48	0
Anno, Sam	LB	56	Southern California	3	1989-91	48	0
Anthony, Reidel	WR	85	Florida	5	1997-01	73	38
Anthony, Terry	WR	85	Florida State	2	1990-91	10	0
Arbubakrr, Hasson	DE	69	Texas Tech	1	1983	16	1
Ariri, Obed	PK	2	Clemson	1	1984	16	0
Armstrong, Adger	FB	46, 40	Texas A&M	3	1983-85	42	14
Armstrong, Tyji	TE	86	Mississippi	4	1992-95	59	28
Arrington, Kyle	CB	29	Hofstra	1	2009	1	0
Asante, Larry	S	22	Nebraska	2	2010-2011	12	0
Askew, B.J.	FB	35	Michigan	3	2007-09	28	15
Auclair, Antony	TE	82	Laval	4	2017-20	40	20
Austin, Cliff	RB	39	Clemson	1	1987	3	2
Austin, Darrell	G/C/T	69	South Carolina	2	1979-80	24	2
Austin, Eric	S	27	Jackson State	1	1996	2	0
Avery, Genard	OLB	59	Memphis	1	2022	9	0
Ayers Jr., Robert	DE	91	Tennessee	2	2016-17	24	20
B							
Baber, Billy	TE	44	Virginia	1	2004	1	0
Bailey, Don	C	61	Miami (FL)	1	1983	0	0
Bailey, Zack	G	61	South Carolina	1	2019	0	0
Baker, Chris	DT	90	Hampton	1	2017	15	14
Ball, Larry	LB	53	Louisville	1	1976	13	0
Banks, Johnthan	CB	27	Mississippi State	4	2013-16	50	37
Barber, Chris	CB	33	North Carolina A&T	1	1992	3	0
Barber, Mike	WR	84	Marshall	1	1992	2	0
Barber, Peyton	RB	43, 25	Auburn	4	2016-19	63	28

Barber, Ronde	CB	20	Virginia	16	1997-12	241	232
Barker, Will	T	61	Virginia	1	2010	3	0
Barlow, Reggie	WR	84	Alabama State	2	2002-03	13	1
Barner, Kenjon	RB	44, 38	Oregon	3	2020-22*	9	0
Barnes, Darian	FB	30	Hampton	2	2002-03	20	0
Barnhardt, Tommy	P	6	North Carolina	3	1996-98	38	0
Barrett, David	RB	30	Houston	1	1982	7	0
Barrett, Shaquil	LB	58, 7	Colorado State	5	2019-23	70	70
Barron, Mark	S	24, 23	Alabama	3	2012-14	37	37
Bartalo, Steve	RB	42	Colorado State	1	1987	9	0
Barth, Connor	K	10	North Carolina	6	2009-13*, 2015	168	0
Battaglia, Marco	TE	81	Rutgers	1	2002	2	0
Bax, Carl	G	75	Missouri	2	1989-90	15	10
Beasley, Cole	WR	15	Southern Methodist	1	2022	2	0
Becht, Anthony	TE	88	West Virginia	3	2005-07	48	34
Beckles, Ian	G	62	Indiana	7	1990-96	101	97
Beckwith, Kendall	LB	51	LSU	1	2017	16	9
Bell, Jerry	TE	82	Arizona State	5	1982-86	60	30
Bell, Kerwin	QB	11	Florida	1	1989	0	0
Bell, Le'Veon	RB	6	Michigan State	1	2021	3	0
Bell, Quinton	LB	57	Prairie View A&M	1	2020	5	0
Bell, Ricky	RB	42	Southern California	5	1977-81	60	50
Bell, Theo	WR	83	Arizona	5	1981-85	71	13
Bellisari, Greg	LB	52	Ohio State	2	1997-98	16	0
Benenoch, Caleb	OL	77	UCLA	4	2016-19	35	22
Benjamin, Ryan	LS	66	South Florida	2	2002-03	26	0
Benn, Arrelious	WR	17	Illinois	3	2010-12	37	24
Bennett, Charles	DE	93, 92	Clemson	2	2006-07*	3	0
Bennett, Michael A.	RB	29	Wisconsin	2	2007-08	13	1
Bennett, Michael	DL	71	Texas A&M	4	2009-12	50	28
Bernard, Giovanni	RB	25	North Carolina	2	2021-22	20	0
Berns, Rick	RB	36	Nebraska	2	1979-80	32	3
Bidwell, Josh	P	9	Oregon	6	2004-09*	80	0
Biggers, E.J.	CB	31	Western Michigan	4	2009-12*	45	24
Bishop, Harold	TE	89	Louisiana State	1	1994	6	0
Black, Ahmad	S	43	Florida	3	2011-13	24	3
Black, Quincy	LB	58	New Mexico	6	2007-12	81	40
Blackman, Ken	G	66	Illinois	1	1999	0	0
Blados, Brian	G	69	South Carolina	1	1992	2	0
Blahak, Joe	CB	21	Nebraska	1	1976	2	1
Blanchard, Tom	P	16	Oregon	3	1979-81	35	0
Bligen, Dennis	RB	38	St. John's	1	1986	2	0
Blount, Jeb	QB	17	Tulsa	1	1977	5	4
Blount, LeGarrette	RB	27	Oregon	3	2010-12	40	21
Boatner, Mack	RB	34	Southeast Louisiana	1	1986	7	0
Bolden, Juran	CB	21	Mississippi Delta	2	2005-06	32	13
Bond, Devante	LB	59	Oklahoma	4	2016-19	29	6
Bonness, Rik	LB	53	Nebraska	3	1977-79	45	2
Booty, John	S	44	TCU	1	1995	7	2
Boryla, Mike	QB	10	Stanford	2	1977-78*	1	1
Boston, David	WR	89	Ohio State	1	2007	0	0
Bouie, Tony	S	23	Arizona	4	1995-98	57	4
Bowers, Da'Quan	DE	91	Clemson	5	2011-15	53	10
Boyett, Lon	TE	84	Cal State-Northridge	1	1977	0	0
Bradford, Allen	RB	21	Southern California	1	2011	1	0
Bradley, Jon	DT	73, 91	Arkansas State	3	2004-06	26	3
Bradley, Mark	WR	16	Oklahoma	1	2009	0	0
Brady, Ed	LB	53	Illinois	4	1992-95	64	0
Brady, Jeff	LB	57	Kentucky	1	1994	16	0
Brady, Ricky	TE	49	Oklahoma	1	1997^	0	0
Brady, Tom	QB	12	Michigan	3	2020-22	50	50
Braggs, Byron	DE	71	Alabama	1	1984	14	0
Brantley, Scot	LB	52	Florida	8	1980-87	114	71
Branton, Gene	TE/WR	80	Texas Southern	2	1983, 85	3	0
Brate, Cameron	TE	84	Harvard	9	2014-22	126	33
Brien, Doug	K	4	California	1	2001	2	0
Bright, Leon	RB/KR	29	Florida State	2	1984-85	20	0
Brindza, Kyle	K	2	Notre Dame	1	2015	4	0
Briscoe, Dezmon	WR	89	Kansas	2	2010-2011	18	2
Britt, K.J.	LB	52	Auburn	3	2021-23	45	4
Brooks, Derrick	LB	55	Florida State	14	1995-08	224	221

FRONT OFFICE

PLAYERS

2023 REVIEW

HISTORY

RECORDS

SIDELINES

SIDELINES	RECORDS	HISTORY	2023 REVIEW	PLAYERS	FRONT OFFICE								
						Player	Pos	Yr	Team	Yr	Team		
						Brooks, James	RB	20	Auburn	1	1992	2	0
						Brooks, Reggie	RB	41	Notre Dame	1	1996	11	4
						Brown, Aaron	LB	55	Ohio State	3	1978-80	44	2
						Brown, Antonio	WR	81	Central Michigan	2	2020-21	15	7
						Brown, Cedric	S	34	Kent	9	1976-84	100	95
						Brown, Kourtnei	DE	91	Clemson	1	2015	4	0
						Brown, Lomas	T	75	Florida	1	2002	11	0
						Brown, Selwyn	S	28	Miami (FL)	1	1988	4	0
						Brown, Tim	WR	81	Notre Dame	1	2004	15	4
						Browner, Joey	S	47	Southern California	1	1992	7	2
						Browner, Keith	LB	57	Southern California	3	1984-86	47	28
						Brownlow, Darrick	LB	55	Illinois	2	1992-93	31	4
						Bruhin, John	G	69	Tennessee	4	1988-91	49	21
						Bryan, Chris	P	9	None	1	2010	4	0
						Bryant, Anthony	DT	64	Alabama	1	2005	4	0
						Bryant, Antonio	WR	89	Pittsburgh	2	2008-09	29	26
						Bryant, Matt	K	3	Baylor	4	2005-08	63	0
						Bucannon, Deone	LB/S	23	Washington State	1	2019	5	0
						Buchanon, Phillip	CB	31	Miami (FL)	3	2006-08	42	33
						Buckley, Curtis	S	28	East Texas State	3	1993-95	38	2
						Buenning, Dan	G	72	Wisconsin	3	2005-07	25	23
						Bujnoch, Glenn	G	77	Texas A&M	2	1983-84	14	5
						Bullough, Riley	LB	49	Michigan State	2	2017-18	12	3
						Burnette, Reggie	LB	56, 50	Houston	2	1992-93	20	4
						Burns, Keith	LB	51	Oklahoma State	1	2004	16	0
						Bussey, Barney	S/LB	27	South Carolina State	3	1993-95	40	27
						Butler, Crezdon	CB	26	Clemson	1	2014	11	3
						Butler, Gary	TE	82	Rice	1	1977	3	0
						Byham, Nate	TE	82	Pittsburgh	2	2012-13	15	5
						C							
						Calhoun, Mike	DT/DE	70	Notre Dame	1	1980	3	0
						Camarda, Jake	P	5	Georgia	2	2022-23	34	0
						Campbell, Darrell	DT	60	Notre Dame	1	2006	0	0
						Campbell, Joe	DE	79	Maryland	1	1981	7	0
						Cannida, James	DT	98	Nevada-Reno	4	1998-01	40	2
						Cannon, John	DE/DT	78	William & Mary	9	1982-90	122	72
						Capece, Bill	PK	3	Florida State	3	1981-83	37	0
						Cappa, Alex	G	65	Humboldt State	4	2018-21	52	46
						Cargile, Steve	S	37	Columbia	1	2009	1	0
						Carimi, Gabe	G/T	72	Wisconsin	1	2013	14	3
Carlson, Jeff	QB	7	Weber State	2	1990-91	4	1						
Carlton, Darryl	T	70	Tampa	3	1977-79	43	27						
Carney, John	PK	3, 4	Notre Dame	2	1988-89	5	0						
Carpenter, Rudy	QB	12	Arizona State	3	2009-11	1	0						
Carr, Deveron	CB	33	Arizona State	1	2013	9	0						
Carrier, Mark	WR	88, 89	Nicholls State	6	1987-92	88	80						
Carroll, Jay	TE	86	Minnesota	1	1984	16	2						
Carter, Blanchard	G	66	UNLV	1	1977	13	0						
Carter, Brandon	G	60	Texas Tech	1	2010	1	0						
Carter, Bruce	LB	50	North Carolina	1	2015	14	3						
Carter, Carl	CB	44	Texas Tech	1	1991	11	10						
Carter, Gerald	WR	87	Texas A&M	8	1980-87	100	61						
Carter, Kevin	DE/DT	93	Florida	2	2007-08	32	30						
Carter, Louis	RB	32	Maryland	3	1976-78	44	15						
Carter, Marty	S	23	Middle Tennessee State	4	1991-94	62	55						
Carver, Melvin	RB	28	UNLV	4	1982-85	32	11						
Cash, Antoine	LB	52	Southern Mississippi	2	2006-07*	16	0						
Casillas, Jonathan	LB	52	Wisconsin	2	2013-14	17	7						
Castille, Jeremiah	CB	23	Alabama	4	1983-86	60	45						
						Catanzaro, Chandler	K	7	Clemson	1	2018	9	0
						Cerqua, Marq	LB	58	Carson-Newman	1	2001	3	0
						Cesare, Billy	CB	44	Miami (FL)	3	1978-79; 81	42	0
						Chambers, Wally	DE	60	Eastern Kentucky	2	1978-79	28	18
						Chamblee, Al	DE	57	Virginia Tech	2	1991-92	22	3
						Chandler, Chris	QB	17	Washington	2	1990-91	13	6
						Charleston, Jeff	DE	92	Idaho State	1	2012	0	0
						Cherilus, Gosder	T	78	Boston College	2	2015-16	28	16
						Chesley, Anthony	CB	37	Coastal Carolina	1	2022	7	0
						Christie, Steve	PK	2	William & Mary	2	1990-91	32	0
						Christy, Jeff	C	62	Pittsburgh	3	2000-02	47	47
						Chukwurah, Patrick	LB/DE	54, 94	Wyoming	2	2007-08	9	0
354 HISTORY													

Ciurciu, Vinny	FB	44	Boston College	1	2003	8	0
Charleston, Jeff	DE	92	Idaho State	1	2012	0	0
Cichy, Jack	LB	48	Wisconsin	3	2018-20	16	0
Claiborne, Robert	WR	81	San Diego State	1	1993	5	0
Clark, Brian M.	PK	5	Florida	1	1982	1	0
Clark, Brian R.	WR	87, 18	North Carolina State	3	2007-09	24	0
Clark, Dallas	TE	44	Iowa	1	2012	16	7
Clark, Randy	S	31	Florida	1	1984	2	0
Clarke, Will	DE	94, 95	West Virginia	2	2017-18	18	0
Clayborn, Adrian	DE	94	Iowa	4	2011-14	36	36
Claybrooks, DeVone	DT	93	East Carolina	1	2002	2	0
Clayton, Michael	WR	80	LSU	6	2004-09	84	56
Clinkscales, Joey	WR	83	Tennessee	1	1988	3	0
Cobb, Reggie	RB	34, 33	Tennessee	4	1990-93	60	47
Cobb, Robert	DE	67	Arizona	1	1982	3	0
Cocroft, Sherman	S	25	San Jose State	1	1989	10	2
Cockrell, Ross	CB	43	Duke	2	2020-21	29	6
Coleman, Cosey	G	60	Tennessee	5	2000-04	71	63
Coleman, Sidney	LB	53, 50	Southern Mississippi	4	1988-90; 92	37	10
Collins, Anthony	T	73	Kansas	1	2014	10	10
Collins, Shawn	WR	89	Northern Arizona	1	1993	0	0
Colmer, Chris	T	61	North Carolina State	2	2005-06	0	0
Colzie, Neal	S	20	Ohio State	4	1980-83	46	29
Comella, Greg	FB	34	Stanford	1	2004	7	0
Compas, Jonathan	C	61	California-Davis	1	2009	2	0
Conte, Chris	S	23	California	4	2015-18	47	41
Cook, Jameel	FB	43, 33	Illinois	6	2001-05; 08	82	18
Cooper, Bert	LB	56	Florida State	1	1976	12	3
Cooper, Chris	S	39	Stony Brook	1	2021	0	0
Cooper, Mark	T/G	71	Miami (FL)	3	1987-89	25	7
Cooper, Marquis	LB	58	Washington	2	2004-05	26	0
Copeland, Horace	WR	88,89	Miami (FL)	6	1993-98*	58	28
Cotney, Mark	S	33	Cameron State	9	1976-84*	113	92
Courson, Steve	G	72	South Carolina	2	1984-85	30	25
Cousins, Oniel	OL	75	UTEP	1	2014	16	7
Covington, Tony	S	25	Virginia	4	1991-94*	31	15
Cox, Torrie	CB	27, 24	Pittsburgh	7	2003-09*	56	4
Crabtree, Tom	TE	84	Miami (OH)	1	2013	7	5
Crawford, Casey	TE	89	Virginia	1	2002	4	0
Crisman, Joel	G	68	Southern California	1	1996	9	0
Criswell, Ray	P	13	Florida	2	1987-88	19	0
Crockett, Zack	FB	30	Florida State	1	2007	1	0
Cross, Alan	TE	45	Memphis	3	2016-18	36	7
Crowder, Randy	DE/DT	71	Penn State	3	1978-80	32	10
Crowder, Tim	DE	96	Texas	3	2009-11	41	13
Crowell, Angelo	LB	59	Virginia	1	2009*	0	0
Culpepper, Brad	DT	73, 77	Florida	6	1994-99	93	80
Culpepper, Willie	WR	81	Southwest Louisiana	1	1992	3	0
Current, Mike	T	74	Ohio State	1	1976	14	14
Curry, Craig	S	31	Texas	3	1984-86	37	16
Curry, DeMarcus	T	76	Auburn	2	2000-01	3	0
Curry, Eric	DE	75	Alabama	5	1993-97	59	44
Curry, Vinny	DE	97	Marshall	1	2018	12	7
Cutrrera, Jacob	LB	51	LSU	3	2011-13*	16	0

D

Daniels, Kahzin	LB	41	Charleston	1	2019	2	0
Darboh, Amara	WR	83	Michigan	1	2019	0	0
Darby, Alvis	TE	82	Florida	1	1978	6	1
Darby, Chartric	DT	91	South Carolina State	4	2001-04	61	23
Darby, Kenneth	RB	33	Alabama	1	2007	1	0
Darden, Jaelon	WR	1	North Texas	2	2021-22	21	0
Darns, Phil	DE	75	Mississippi Valley State	1	1984	2	0
David, Lavonte	LB	54	Nebraska	12	2012-23	181	181
Davis, Anthony	RB	28	Southern California	1	1977	11	6
Davis, Anthony	T	69	Virginia Tech	6	2003-08	47	32
Davis III, Carlton	CB	33, 24	Auburn	6	2018-23	76	75
Davis, Charlie	RB	26	Colorado	1	1976	7	4
Davis, Don	LB	58	Kansas	3	1998-00	35	0
Davis, Gary	RB	28	Cal Poly SLO	2	1980-81	22	2
Davis, Greg	PK	8	The Citadel	1	1987	0	0
Davis, Jeff	LB	58	Clemson	6	1982-87	83	72

SIDELINES

Davis, John	TE	80, 87	Emporia State	3	1997-99	40	2
Davis, Johnny	FB	38	Alabama	3	1978-80	46	20
Davis, Khalil	DL	94	Nebraska	2	2020-21	2	0
Davis, Reuben	DE	79	North Carolina	5	1988-92	65	55
Davis, Ricky	DB	27	Alabama	1	1976	11	0
Davis, Sammy	CB	22	Texas A&M	1	2007	14	1
Davis, Tony	RB	27	Nebraska	3	1979-81	47	2
Davis, Tyree	WR	82	Central Arkansas	2	1994-95	1	0
Dawkins, Noah	LB	52	Citadel	1	2019	10	0
Dawsey, Lawrence	WR	80	Florida State	5	1991-95	57	41
Dawson, Skye	WR	18	Texas Christian	1	2013	7	0
Dean, Jamel	CB	35	Auburn	5	2019-23	70	51
DeBerg, Steve	QB	17	San Jose State	6	1984-87; 92-93	64	37
Deese, Derrick	T	70	Southern California	1	2004	16	16
Delaney, Dee	CB	30	Miami (FL)	3	2021-23	49	5
Delaney, Jeff	S	24	Pittsburgh	1	1981	2	0
Demps, Jeff	RB	28	Florida	1	2013	2	0
Denman, Chris	T	74	Fresno State	1	2007*	0	0
Dennis, SirVocea	LB	8	Pittsburgh	1	2023	13	0
DePaola, Andrew	LS	48	Rutgers	3	2014-16	48	0
Desir, Pierre	CB	29	Lindenwood	1	2021	12	2
Diaby, Yaya	OLB	0	Louisville	1	2023	17	7
Diaz, Jorge	G	64	Texas A&M-Kingsville	4	1996-99	52	45
Dickinson, Parnell	QB	18	Mississippi Valley State	1	1976	8	1
Dierking, Scott	FB/RB	25	Purdue	1	1984	8	2
Dile, Marc	OL	62	South Florida	1	2009	0	0
Diles, Zac	LB	53	Kansas State	1	2011	7	0
Dilfer, Trent	QB	12	Fresno State	6	1994-99	79	76
Dilger, Ken	TE	85	Illinois	3	2002-04	47	44
Dill, Scott	G/T	76	Memphis	6	1990-95	59	46
Dimry, Charles	CB	39	UNLV	3	1994-96	48	39
Dixon, Brandon	CB	39	Northwest Missouri State	1	2014	14	0
Dixon, D'Cota	S	38	Wisconsin	1	2019*	0	0
Dixon, Dwayne	WR	81	Florida	2	1984; 87	12	0
Dogins, Kevin	C	65	Texas A&M-Kingsville	5	1996-00	18	9
Dombrowski, Paul	S	47	Linfield (OR)	1	1985	6	0
Dotson, Demar	T	69	Southern Mississippi	10	2009-19*	130	106
Dotson, Santana	DT/DE	71	Baylor	4	1992-95	64	46
Douglas, Derrick	RB	37	Louisiana Tech	1	1990	0	0
Douglas, David	WR	89	Arizona	1	2012	1	0
Douglas, Freddie	WR	84	Arkansas	1	1976	7	1
Drewrey, Willie	WR/PR	87	West Virginia	4	1989-92	57	3
DuBose, Demetrius	LB	93	Notre Dame	4	1993-96	60	5
DuBose, Jimmy	RB	35	Florida	3	1976-78	33	15
Duckens, Mark	DE/DT	95	Arizona State	1	1992	5	3
Dudley, Rickey	TE	88	Ohio State	3	2002-04	24	5
Duncan, Jamie	LB	59	Vanderbilt	4	1998-01	59	36
Dunn, K.D.	TE	80, 85	Clemson	2	1985-86	14	0
Dunn, Warrick	RB	28	Florida State	6	1997-01; 08	91	71
Durham, Payne	TE	87	Purdue	1	2023	13	2
Dye, Donteea	WR	17	Heidelberg	2	2015-16	11	6
E							
Easmon, Ricky	CB	26	Florida	2	1985-86	15	2
Eckwood, Jerry	RB	43	Arkansas	3	1979-81	47	30
Economos, Andrew	LS	48	Georgia Tech	7	2006-13	108	0
Edmonds, Bobby Joe	RB/KR	41	Arkansas	1	1995	16	0
Edmonds, Chase	RB	22	Fordham	1	2023	13	0
Edwards, Kadeem	G	71, 73	Tennessee State	1	2014	0	0
Edwards, Mario	CB	27	Florida State	1	2004	15	3
Edwards, Mike	S	34	Kentucky	4	2019-22	58	23
Elder, Donnie	S/CB	40	Memphis	2	1988-89	32	0
Elliott, Javien	CB	35	Florida State	3	2016-18	36	7
Ellison, Jerry	RB	37	Tenn.-Chattanooga	4	1995-98	64	5
English, Larry	DE	57	Northern Illinois	2	2014-15*	12	1
Emanuel, Bert	WR	87	Rice	2	1998-99	22	21
Erickson, Craig	QB	7	Miami (FL)	3	1992-94	37	30
Ernsberger, Donnie	TE	86	Western Michigan	1	2018	2	0
Eubanks, Darius	LB	49	Georgia Southern	1	2015	0	0
Evans, James	FB	38	Southern	1	1987	10	0
Evans, Justin	S	21	Texas A&M	3	2017-19	24	21
Evans, Maurice	DE	96	Penn State	1	2009	0	0

Evans, Mike	WR	13	Texas A&M	10	2014-23	154	153
Everett, Eric	CB/S	42	Texas Tech	1	1990	16	0
Everett, Thomas	S	22	Baylor	2	1994-95	28	25
F							
Faine, Jeff	C	52	Notre Dame	4	2008-2011	51	51
Farmer, Dave	FB	41	Southern California	1	1978	3	0
Farmer, Karl	WR	84	Pittsburgh	1	1978	2	0
Farquhar, John	TE	89	Duke	1	1996	1	0
Farrell, Sean	G/T	62	Penn State	5	1982-86	64	59
Fatinikun, Olatunji	DE	96	Toledo	2	2014-15	12	0
Fatukasi, Olakunle	LB	53	Rutgers	1	2022	13	0
Feiler, Matt	OL	71	Bloomsburg	1	2023	13	6
Fells, Darren	TE	88	UC Irvine	1	2021	2	0
Ferguson, Joe	QB	12	Arkansas	2	1988-89	7	3
Fest, Howard	G-T	72	Texas	2	1976-77	15	14
Felder, Don	DE	65	Kentucky	1	1985	11	0
Figurs, Yamon	WR	16	Kansas State	1	2009	3	0
Fitzpatrick, Ryan	QB	14	Harvard	2	2017-18	14	10
Fletcher, Dane	LB	50	Montana State	1	2014	16	4
Folk, Nick	K	2	Arizona	1	2017	4	0
Ford, Chris	WR	81	Lamar	1	1990	1	0
Ford, Mike	QB	10	SMU	2	1981-82	0	0
Foster, Mason	LB	59	Washington	4	2011-14	57	54
Fournette, Leonard	RB	28, 7	LSU	3	2020-22	43	25
Fragel, Reid	T	79	Ohio State	1	2015	1	0
France, Todd	K	4	Toledo	1	2005	1	0
Franklin, Collin	TE	85	Iowa State	1	2011	2	0
Franklin, John	WR/CB	5	Florida Atlantic	2	2019-20*	1	0
Franklin, Larry	WR	80	Jackson State	1	1978	2	0
Franklin, Pat	RB	35	Southwest Texas State	1	1986	8	1
Freeman, Josh	QB	5	Kansas State	5	2009-13	60	59
Freeman, Phil	WR	81	Arizona	3	1985-87	37	11
Freitas, Rockne	T	74	Oregon State	1	1978	13	2
Frey, Isaiah	CB	32, 28	Nevada	1	2014	8	0
Frizzell, William	S	33	N. Carolina Central	1	1991	16	4
Frost, Scott	S	21	Nebraska	1	2003	4	0
Fullington, Darrell	S	27	Miami (FL)	2	1991-92	27	13
Fulton, Xavier	T	68	Illinois	1	2009*	0	0
Fusina, Chuck	QB	14	Penn State	3	1979-81	7	0
Futrell, Bobby	CB/S	36	Elizabeth City State	5	1986-90	61	17
G							
Gabbert, Blaine	QB	11	Missouri	3	2019-22*	11	0
Gage Jr., Russell	WR	17, 3	LSU	2	2022-23*	13	4
Gaines, Greg	DL	96	Washington	1	2023	17	2
Gaitor, Anthony	CB	26	Florida International	3	2011-2013*	12	2
Galloway, Joey	WR	84	Ohio State	5	2004-08	66	56
Gant, Brian	LB	91	Illinois State	1	1987	11	3
Gant, Kenneth	S	29	Albany (GA) State	3	1995-97	41	3
Garcia, Frank	P	5	Arizona	5	1983-87	76	0
Garcia, Jeff	QB	7	San Jose State	2	2007-08	25	24
Gardner, Don	CB	36	South Dakota State	1	2022	1	0
Garner, Charlie	RB	30	Tennessee	1	2004	3	3
Garrett, Jason	QB	17	Princeton	1	2004	0	0
Gates, Lionel	RB	28	Louisville	2	2006-07	1	0
Gay, Everett	WR	89	Texas	1	1989	0	0
Gay, Matt	K	9	Utah	1	2019	16	0
Geiger Sr., Kaylon	WR	80	Texas Tech	1	2022	3	0
George, Jeremiah	LB	52	Iowa State	1	2015	15	0
Gessner, Chas	WR	83	Brown	1	2007	1	0
Gettis, Adam	T	72	Iowa	2	2017-18	0	0
Gholston, William	DE	92	Michigan State	11	2013-23	169	88
Gibson, David	S	46, 34, 22	Southern California	4	2000-03	34	0
Gibson, Gary	DT	95	Rutgers	2	2012-13	29	2
Gilbeaux, Brandon	DE	72	Delaware	1	2010*	0	0
Gilberry, Wallace	DL	92	Alabama	1	2012	0	0
Gilbert, Ulysees	LB	57	Akron	1	2022	3	0
Giles, Jimmie	TE	88	Alcorn State	9	1978-86	121	112
Gilkey, Garrett	OL	72	Chadron State	1	2014	16	1
Gill, Cam	LB	49	Wagner	4	2020-23*	40	0
Gill, Randy	LB	49	San Jose State	1	1978	1	0
Gillespie, Willie	WR	83	Tenn.-Chattanooga	1	1986	2	0

Gilmore, John	TE	88	Penn State	3	2008-10	45	23
Gilreath, David	WR	84	Wisconsin	1	2012	0	0
Gladman, Charles	RB	37	Pittsburgh	1	1987	2	0
Glaud, Ka'li'al	LB	58	Rutgers	1	2013	7	0
Glennon, Mike	QB	8	North Carolina State	4	2013-16	21	18
Godwin, Chris	WR	12, 14	Penn State	7	2017-23	104	77
Goedeke, Luke	OL	67	Central Michigan	2	2022-23	28	25
Goff, Robert	DE	94	Auburn	2	1988-89	28	18
Gold, Ian	LB	52	Michigan	1	2004	16	13
Golden, Jack	LB	58	Oklahoma State	2	2002-03	17	0
Goldson, Dashon	S	38	Washington	2	2013-14	27	27
Golsteyn, Jerry	QB	11	Northern Illinois	2	1982-83	6	3
Gooch, Jeff	LB	50	Austin Peay	8	1996-01, 04-05*	105	22
Goode, Conrad	G	79	Missouri	1	1987	11	2
Goode, Kerry	RB	27	Alabama	1	1988	14	5
Goode, Najee	LB	53	West Virginia	1	2012	3	0
Goodspeed, Dan	T	64	Kent State	1	2002	0	0
Gordon, Sonny	S	31	Ohio State	1	1987	7	0
Gorrier, Danny	CB	36	Texas A&M	2	2012-13	13	1
Gottschalk, Ben	C	72	SMU	1	2016	2	1
Gradkowski, Bruce	QB	7, 5	Toledo	2	2006-07	17	11
Graham, Dan	C	65	Northern Illinois	1	1989	0	0
Graham, Don	LB	53	Penn State	1	1987	2	0
Graham, Earnest	RB	34, 33	Florida	8	2004-11	98	35
Gramatica, Martin	K	7, 10	Kansas State	6	1999-04	89	0
Grant, Darryl	DT	97	Rice	1	1991	2	0
Grant, David	DT	99	West Virginia	1	1992	2	0
Grant, Frank	WR	83	South Colorado State	1	1978	10	4
Gray, Jerry	S	20	Texas	1	1993	14	5
Grayson Jr., Cyril	WR	15	LSU	3	2019-21	10	3
Green, Cornell	T/G	74	Central Florida	3	2002-03, 06	37	8
Green, Dave	P/K	4	Ohio	3	1976-78	44	0
Green, Hugh	LB	53	Pittsburgh	5	1981-85	54	53
Green, Jacques	WR	81	Florida	4	1998-01	56	37
Green, Rogerick	CB	26	Kansas State	3	1992-94*	12	1
Green, Willie	WR	82	Mississippi	1	1994	5	0
Greene, Mike	DL	91	James Madison	1	2023	10	2
Greenwood, David	S	30	Wisconsin	1	1985	16	10
Gregory, Damian	DT	66	Illinois State	1	2004	6	0
Grice, Shane	G	68	Mississippi	1	2001	1	0
Griese, Brian	QB	8	Michigan	3	2004-05; 08	22	21
Griffin, Ryan	QB	4	Tulane	6	2015-20	2	0
Grimes, Brent	CB	24	Shippensburg	3	2016-18	42	42
Grimes, Randy	G/C	60	Baylor	10	1983-92*	118	104
Grimm, Cody	S	35	Virginia Tech	3	2010-12	23	12
Gronkowski, Rob	TE	87	Arizona	2	2020-21	28	28
Gruber, Paul	T	74	Wisconsin	12	1988-99	183	183
Gunn, Jimmy	LB	30	Southern California	1	1976	13	11
Gurley, Buck	DT	90	Florida	1	2002	8	0

H

Haddix, Wayne	CB/S	45	Liberty	2	1990-91	22	20
Haeg, Joe	T	73	North Dakota State	1	2020	12	3
Hagins, Isaac	WR	81, 1	Southern	5	1976-80	50	32
Hainsey, Robert	OL	70	Notre Dame	3	2021-23	43	34
Hall, De'Von	S	43	Utah State	1	2009	0	0
Hall, Logan	DL	90	Houston	2	2022-23	33	13
Hall, Rhett	DT	91, 66	California	3	1991-93	21	0
Hall, Ron	TE	82	Hawaii	7	1987-93	101	90
Hamilton, Harry	S	39	Penn State	4	1988-91	52	50
Hamilton, Joe	QB	14, 1	Georgia Tech	3	2000-02*	1	0
Hamilton, Marcus	CB	32	Virginia	2	2008-09	2	0
Hampton, Alonzo	CB	22	Pittsburgh	1	1991	15	3
Hankton, Cortez	WR	14	Texas Southern	1	2008*	0	0
Hannah, Charley	T/DE	73	Alabama	6	1977-82	77	61
Hanratty, Terry	QB	5	Notre Dame	1	1976	3	1
Hansbrough, Russell	RB	44	Missouri	1	2016	2	0
Hape, Patrick	TE	82	Alabama	4	1997-00	61	8
Hardman, Derek	G/T	73	Eastern Kentucky	3	2010	15	4
Hardy, Robert	RB	36	Carson-Newman	1	1991	16	0
Hargreaves III, Vernon	CB	28	Florida	4	2016-19	35	34
Harper, Alvin	WR	82, 80	Tennessee	2	1995-96	25	19

Harris, Demone	DE	72, 53	Buffalo	2	2018-19	3	0
Harris, De'Vante	CB	22	Texas A&M	1	2018	10	1
Harris, Dominique	S	21	Temple	1	2010	1	0
Harris, Jackie	TE	81, 80	Northeast Louisiana	4	1994-97	50	48
Harris, Leonard	WR	84	Texas Tech	1	1986	5	1
Harris, Nigel	LB	52	USF	1	2017	1	0
Harris, Odie	S	20	Sam Houston	3	1988-90	48	9
Harris, Paul	LB	52	Alabama	2	1977-78	19	2
Harris, Rudy	FB	43	Clemson	2	1993-94	18	2
Harris, William	TE	86	Texas	1	1989	16	2
Harrison, Todd	TE	89	North Carolina State	1	1992	1	0
Harvey, John	RB	26	UTEP	1	1990	16	1
Harvey, Maurice	CB	24	Ball State	1	1984	15	0
Hastings, Andre	WR	88	Georgia	1	2000	3	0
Hawkins, Andy	LB	59	Texas A&I	4	1980-83	47	27
Hawkins, Courtney	WR	85, 5	Michigan State	5	1992-96	77	48
Hawkins, Jerald	T	70	LSU	1	2019	1	0
Hawley, Joe	C	68	UNLV	3	2015-17	34	31
Haye, Jovan	DT	71	Vanderbilt	3	2006-08, 11	41	30
Hayes, Eric	DT	95	Florida State	1	1993	2	0
Hayes, Geno	LB	54	Florida State	4	2008-11	56	42
Hayes, Josh	CB	32	Kansas State	1	2023	15	0
Haynesworth, Albert	DT	95	Tennessee	1	2011	7	6
Hayward, Adam	LB	57	Portland State	7	2007-13	107	13
Hedberg, Randy	QB	14	Minot State	1	1977	7	4
Heflin, Vince	WR	89	Central (OH) State	1	1986	6	3
Hegamin, George	T	79	North Carolina State	2	1999-00	17	1
Heinrich, Keith	TE	87	Sam Houston State	1	2007	4	0
Heller, Ron	T	73	Penn State	4	1984-87	58	56
Heller, Will	TE	89, 85	Georgia Tech	3	2003-05	19	3
Herron, Noah	RB	29	Northwestern	1	2008	0	0
Herron, Robert	WR	10	Wyoming	1	2014	8	0
Hewko, Bob	QB	8	Florida	1	1983	3	0
Hicks, Akiem	DL	96	Regina (Canada)	1	2022	11	11
Highsmith, Alonzo	FB	32	Miami (FL)	2	1991-92	16	2
Hill, Bruce	WR	84	Arizona State	5	1987-91	57	50
Hill, Michael	RB	44	Missouri Western State	1	2013	6	0
Hilliard, Ike	WR	19	Florida	4	2005-08	63	14
Hillis, Peyton	RB	33	Arkansas	1	2013	0	0
Hires, Leon	C	70	Florida	1	2001	0	0
Hochstein, Russ	G	65	Nebraska	2	2001-02	1	0
Hofrichter, Sterling	P	19	Syracuse	1	2021	2	0
Holland, Devin	S	30	McNeese State	1	2011	4	0
Holliday, Trindon	WR/KR	11	LSU	1	2014	1	0
Holloway, Derek	WR	83	Arkansas	1	1987	1	0
Holloway, Steve	TE	80	Tennessee State	1	1987	6	4
Holmes, Ron	DE	90	Washington	4	1985-88	50	44
Holt, John	CB	21	West Texas State	5	1981-85	72	53
Horton, Greg	G	64	Colorado	2	1978-79	30	28
House, Kevin	WR	89	Southern Illinois	7	1980-86	94	81
Hovan, Chris	DT	95	Boston College	5	2005-09	79	79
Howard, Bobby	RB	25	Indiana	3	1986-88	20	2
Howard, Carl	CB	25	Rutgers	1	1985	4	0
Howard, O.J.	TE	80	Alabama	5	2017-21	59	46
Howard, William	FB	43	Tennessee	2	1988-89	31	21
Howell, John	S	38	Colorado State	4	2001-04	54	8
Hudson, Tanner	TE	88	Southern Arkansas	3	2018-20	20	1
Huff, Gary	QB	19	Florida State	2	1977-78	14	6
Huff, Josh	WR	15	Oregon	1	2016	3	0
Huggins, Kareem	RB	32	Hofstra	2	2009-10	6	0
Hughes III, John	DT	67	Cincinnati	1	2016	5	0
Humphries, Adam	WR	11, 10	Clemson	3	2015-18	60	17
Hunt, Charles	LB	55	Florida State	1	1976	5	0
Hunter, Brice	WR	88,19	Georgia	2	1997-98	13	0
Hunter, Eddie	RB	37	Virginia Tech	1	1987	3	0
Hunter, Jeff	DE	97	Albany (GA) State	1	1994	1	0
Husted, Michael	K	5	Virginia	6	1993-98	96	0
Hutcherson, Sadarius	OL	61	South Carolina	1	2021*	0	0
Hutchinson, Scott	DE	70	Florida	1	1981	16	0
Hyman, Ishmael	WR	18	James Madison	1	2019	2	1

FRONT OFFICE

PLAYERS

2023 REVIEW

HISTORY

RECORDS

SIDELINES

SIDELINES	RECORDS	HISTORY	2023 REVIEW	PLAYERS	FRONT OFFICE
I					
				Igwebuike, Donald	PK 1 Clemson 5 1985-89 72 0
				Igwebuike, Godwin	S 34 Northwestern 1 2018 1 0
				Ingram, Byron	T/G 61 Eastern Kentucky 1 1989 0 0
				Ingram, Stephen	T/G 65, 67 Maryland 3 1995-97* 2 0
				Inmon, Earl	LB 59 Bethune-Cookman 1 1978 2 0
				Irvin, Corvey	DT 96 Georgia 1 2012 12 0
				Irwin, Tim	T 78 Tennessee 1 1994 8 6
				Isaac, Keenan	CB 16 Alabama State 1 2023 2 0
				Isom, Ray	S 28 Penn State 2 1987-88 8 6
				Ivy, Corey	CB 35 Oklahoma 4 2001-04 49 2
				Izien, Christian	DB 29 Rutgers 1 2023 17 4
J					
				Jackson, DeSean	WR 11 California 2 2017-18 26 23
				Jackson, Dexter L.	S 34, 28 Florida State 6 1999-02; 04-0573 42
				Jackson, Dexter M.	WR 10 Appalachian State 1 2008 7 0
				Jackson, Noah	G 65 Tampa 1 1984 6 3
				Jackson, Scott	C 74 Brigham Young 2 2005-06 0 0
				Jackson, Tanard	S 36, 28 Syracuse 5 2007-11 56 56
				Jackson, Tyoka	DT/DE 97 Penn State 5 1996-00 63 16
				Jackson, Vincent	WR 83 Northern Colorado 5 2012-16 63 62
				James, Mike	RB 25 Miami (FL) 4 2013-16 23 3
				Jameson, Larry	DT 69 Indiana 1 1976 1 0
				Jarrett, Rakim	WR 18 Maryland 1 2023 10 0
				Jarvis, Curt	DT 95 Alabama 4 1987-90 38 36
				Jeffers, Lemont	LB 55 Tennessee 1 1982 0 0
				Jenkins, Julian	DT/DE 91 Stanford 1 2006 12 0
				Jenkins, Kerry	G 71 Troy State 2 2002-03 31 26
				Jenkins, Mike	CB 24 USF 2 2014-15 15 5
				Jennings, Tim	CB 28 Georgia 1 2015 6 3
				Jennings, Rick	WR 81 Maryland 1 1976 0 0
				Jennings, Stanford	RB 28 Furman 1 1992 11 0
				Jensen, Ryan	C 66 Colorado State-Pueblo 6 2018-23* 65 65
				Johnson, Austin	FB 46 Tennessee 1 2016 1 0
				Johnson, Brad	QB 14 Florida State 4 2001-04 49 49
				Johnson, Cecil	LB 56 Pittsburgh 9 1977-85 111 90
				Johnson, D.J.	CB 29 Jackson State 1 2010 0 0
				Johnson, Dennis	LB 55 Southern California 1 1985 8 0
				Johnson, Dirk	P 8 Northern Colorado 1 2009 11 0
				Johnson, Essex	RB 19 Grambling 1 1976 14 1
				Johnson, Fred	T 74 Florida 1 2022 5 0
				Johnson, George	DE 67, 94 Rutgers 5 2010-12, 2015-16*20 5 0
				Johnson, Greg	DE 72 Florida State 1 1977 5 5
				Johnson, Isaiah	S 39 South Carolina 2 2017-18 19 4
				Johnson, James-Michael	LB 53 Nevada 1 2015 1 0
				Johnson, Josh	QB 11 San Diego 4 2008-11 26 5
				Johnson, Keyshawn	WR 19 Southern California 4 2000-03 57 57
				Johnson, Leonard	CB 29 Iowa State 3 2012-14 48 17
				Johnson, Marcus	G 72 Mississippi 1 2009 6 0
				Johnson, Melvin	S 25 Kentucky 3 1995-97 43 26
				Johnson, Michael	DE 90 Georgia Tech 1 2014 14 13
				Johnson, Randy	C/G 65 Georgia 2 1977-78 22 1
				Johnson, Rishaw	CB 65 California (PA) 1 2014 0 0
				Johnson, Rob	QB 11 Southern California 1 2002 6 2
				Johnson, Tracy	FB 43 Clemson 1 1996 10 0
				Johnson, Tyler	WR 18 Minnesota 2 2020-21 31 6
				Jolley, Doug	TE 86 Brigham Young 1 2006 11 0
				Jones, Chris	DT 98 Bowling Green 1 2013 0 0
				Jones, Gordon	WR 84 Pittsburgh 4 1979-82 49 26
				Jones, Howard	DE 95 Shepherd 2 2015-16 20 5
				Jones, Julio	WR 6 Alabama 1 2022 10 5
				Jones, LaCurtis	LB 57 Baylor 1 1996 10 0
				Jones, Marcus	DT/DE 78 North Carolina 6 1996-01 84 39
				Jones, Mark	WR 89, 11 Tennessee 3 2005-07 29 0
				Jones, Milton	DE 90 Central (OH) State 1 1994 0 0
				Jones, Rod	CB 22 SMU 4 1986-89 57 44
				Jones, Roger	CB 24 Tennessee State 3 1991-93 31 6
				Jones, Ronald	RB 27 USC 4 2018-21 55 25
				Jones, Sean	S 26 Georgia 2 2010-11 32 32
				Jones, Thomas	RB 22 Virginia 1 2003 16 3
				Jones, Victor	LB 52 Virginia Tech 1 1988 8 0
360 HISTORY					

Jordan, Andrew	TE	48	Western Carolina	1	1997	2	0
Jordan, Anthony	TE	49	Vanderbilt	1	1999^	0	0
Jordan, Curtis	S/CB	25	Texas Tech	5	1976-80	71	33
Jordan, David	G	61	Auburn	1	1987	0	0
Joseph, Davin	G	75	Oklahoma	8	2006-13*	100	99
Judie, Ed	LB	51	Northern Arizona	1	1983	11	10
June, Cato	LB	59	Michigan	2	2007-08	32	28
Junior, E.J.	LB	50	Alabama	1	1992	2	1
Jurevicius, Joe	WR	83	Penn State	3	2002-04	30	8

K

Kafka, Mike	QB	3	Northwestern	1	2014	0	0
Kancey, Calijah	DL	94	Pittsburgh	1	2023	14	14
Kaplan, Ken	T	79	New Hampshire	3	1983-85*	32	2
Kearney, Tim	LB	50	Northern Michigan	1	1976	0	0
Kellin, Kevin	DE	75	Minnesota	3	1986-88	20	1
Kelly, Brian	CB	25	Southern California	10	1998-07	130	79
Kemp, Bobby	S	33	Cal State-Fullerton	1	1987	12	12
Kendrick, Vince	RB	20	Florida	1	1976	1	0
Kersten, Wally	T	61	Minnesota	1	1985	0	0
Keyes, Josh	LB	57	Boston College	2	2015-16	11	0
Keys, Tyrone	DE	98	Mississippi State	2	1986-87	17	2
Kieft, Ko	TE	41	Minnesota	2	2022-23	33	18
Kiel, Blair	QB	16	Notre Dame	1	1984	10	0
King, Austin	C	62	Northwestern	1	2003	0	0
King, Joe	S	41	Oklahoma State	2	1992-93	29	12
King, Shaun	QB	10	Tulane	5	1999-03	31	22
King, Tavarres	WR	15	Georgia	1	2014	2	0
Kirby, Charles	FB	48	Virginia	2	2000-01*	6	2
Knight, Marcus	WR	12	Michigan	1	2004	0	0
Koenen, Michael	P	9	Western Washington	4	2011-14	64	0
Kollar, Bill	DE/DT	77	Montana State	5	1977-81	72	35
Komlo, Jeff	QB	7	Delaware	1	1983	2	0
Koutouvides, Niko	LB	53	Purdue	2	2009-10	30	0
Kubin, Larry	LB	59	Penn State	1	1985	4	0
Kush, Eric	C	66	California (Pa.)	1	2015	0	0

L

LaBeaux, Sandy	S	29	Cal State-Hayward	1	1983	3	0
Lambert, DeVonte	DL	75	Auburn	1	2016*	11	5
Landeta, Sean	P	7	Towson State	1	1997	10	0
Lane, Jorvorskie	FB	46	Texas A&M	2	2014-15	25	10
Landri, Derek	DT	90	Notre Dame	1	2013	8	1
Lansanah, Danny	LB	51	Connecticut	3	2013-15	33	23
Larsen, Spencer	FB	46	Arizona	1	2013	13	1
Larsen, Ted	C/G	62	North Carolina State	5	2010-13, 2020	59	31
Lawrence, Larry	QB	13	Iowa	1	1976	1	0
Lawrie, Nate	TE	46, 85	Yale	2	2004-05	7	0
Lawson, Jamie	FB	38	Nicholls State	2	1989-90	11	0
Leak, Curtis	WR	83	Johnson C. Smith	1	1976	0	0
Leavitt, Allan	PK	9	Georgia	1	1977	8	0
Ledbetter, Jeremiah	DT	95	Arkansas	2	2018-19	4	0
Lee, Charles	WR	81, 82	Central Florida	3	2002-04	16	8
Lee, James	T	77	South Carolina State	4	2008-11	19	10
Lee, Shawn	DT	97	North Alabama	2	1988-89	30	3
Leftwich, Byron	QB	7	Marshall	1	2009	3	3
Legette, Tyrone	CB	45	Nebraska	2	1996-97	31	1
Leggett, Jordan	TE	81	Clemson	1	2019	0	0
Lehr, Matt	C/G	68	Virginia Tech	1	2007	16	0
Lemon, Mike	LB	59	Kansas	2	1976-77	19	1
Lemon, Orie	LB	45	Oklahoma State	2	2014-15	18	4
Leonard, Brian	RB	30	Rutgers	1	2013	16	1
Leonard, Jim	C/G	62, 57	Santa Clara	4	1980-83	56	9
Lester, Fred	FB	30	Alabama A&M	1	1995	0	0
Levenseller, Mike	WR	84	Washington State	1	1978	2	0
Leverett, Nick	OL	60	Rice	3	2021-23	16	10
Levingston, Lazarius	DT	78	LSU	1	2012	3	0
Lewis, David	LB	57	Southern California	5	1977-81	75	64
Lewis, Derrick	WR	18	San Diego State	1	2004	0	0
Lewis, Garry	CB	22	Alcorn State	1	1992	16	2
Lewis, Lequan	CB	30	Arizona State	1	2012	5	0
Lewis, Myron	CB	23	Vanderbilt	3	2010-12	29	1
Lewis, Reggie	DE	79	North Texas State	2	1979-80	22	0

SIDELINES

McDowell, Anthony	FB	37, 33	Texas Tech	3	1992-94	30	22
McElroy, Codey	TE	86	Southeastern Oklahoma St.	2	2019, 2021	3	0
McFadden, Kimario	S	33	South Carolina State	1	2015	3	0
McFarland, Anthony	DT	92	LSU	8	1999-06	98	84
McGriff, Lee	WR	83	Florida	1	1976	6	3
McGruder, Mike	CB	21, 38	Kent	2	1994-95	31	5
McHale, Tom	G/DE	73, 99	Cornell	6	1987-92	59	30
McIntosh, Toddrick	DE	94	Florida State	2	1994-95	15	1
McKay, John	WR	89	Southern California	3	1976-78	43	30
McKeever, Vito	CB	21	Florida	2	1986-87	17	8
McKenzie, Tyrone	LB	50	South Florida	1	2010	3	0
McLaughlin, Chase	K	4	Illinois	1	2023	17	0
McLaughlin, John	DE	95	California	2	1999-00	18	0
McLendon, Steve	DT	96	Troy	2	2020-21	21	0
McLeod, Kevin	FB	43	Auburn	1	1999	7	0
McNeal, Bryant	DE	98	Clemson	1	2004	0	0
McNeill, Rod	RB	22	Southern California	1	1976	11	0
McRae, Charles	G/T	70	Tennessee	5	1991-95	71	38
Means, Steven	DE	96	Buffalo	2	2013-14	11	0
Medlin, Dan	G	68	North Carolina State	2	1977-78	28	22
Melton, Henry	DT	90	Texas	1	2015	16	1
Melvin, Rashaan	CB	28	Northern Illinois	2	2013-14	0	0
Meredith, Jamon	T	79	South Carolina	2	2012-13	30	20
Merriweather, Kaevon	S	26	Iowa	1	2023	16	2
Mickens, Jaydon	WR	85	Washington	3	2019-21	16	0
Mickens, Mike	CB	30	Cincinnati	1	2009	0	0
Middleton, Frank	G	73	Arizona	4	1997-00	63	50
Middleton, Terdell	RB	45,43,44	Memphis	2	1982-83	9	0
Mihlhauser, Nick	C	66	Washington State	1	2006	0	0
Milanovich, Scott	QB	13	Maryland	4	1996-99	1	0
Miller, Herb	CB	36	Florida Atlantic	1	2020	4	0
Miller, Roy	DT	90, 93	Texas	4	2009-12	62	34
Miller, Ryan	WR	81	Furman	1	2023	1	0
Miller, Scotty	WR	10	Bowling Green	4	2019-22	50	8
Miller, Solomon	WR	83	Utah State	1	1987	8	0
Mincy, Charles	S	22	Washington	3	1996-98	34	25
Minnis, Marvin	WR	13	Florida State	1	2003	0	0
Minter, Kevin	LB	41, 51	LSU	4	2018-21	53	8
Mitchell, Aaron	CB	45	UNLV	1	1981	14	0
Mitchell, Alvin	FB	41	Auburn	1	1989	5	0
Mitchell, Bryant	WR	16	Northwestern State	1	2019*	0	0
Mix, Bryant	DE/DT	96	Alcorn State	1	1998	0	0
Mohr, Chris	P	5	Alabama	1	1989	16	0
Molchon, John	G	75	Boise State	1	2022	1	0
Moore, Bob	TE	86	Stanford	2	1976-77	15	12
Moore, Dave	TE/FB	83, 86	Pittsburgh	13	1992-01; 04-06	190	96
Moore, David	WR	19	East Central	1	2023	7	0
Moore, Dre	DT	92, 95	Maryland	1	2009	7	0
Moore, Kyle	DE/DT	94	Southern California	2	2009-10	15	7
Moore, Manfred	RB	44	Southern California	1	1976	10	0
Moore, Maulty	DT	65	Bethune-Cookman	1	1976	5	1
Moore, Sterling	CB	26	SMU	1	2015	16	9
Morgan, Aaron	DE	98	Louisiana-Monroe	1	2012	7	0
Morgan, Karl	DT	67	UCLA	3	1984-86	41	0
Moritz, Brett	G/C	67	Nebraska	1	1978	6	0
Morris, Thomas	CB	24	Michigan State	2	1982-83	20	0
Morton, Michael	RB	20, 1	UNLV	3	1982-84	41	0
Moser, Rick	RB	35	Rhode Island	1	1982	1	0
Moss, Winston	LB	57, 58	Miami (FL)	4	1987-90	60	52
Motley, Parnell	CB	39	Oklahoma	1	2020	2	0
Mucker, Larry	WR	87	Arizona State	4	1977-80	53	11
Murphy, Frank	WR	87, 15	Kansas State	3	2000-01; 04	15	0
Murphy, Kevin	LB	59	Oklahoma	6	1986-91	88	53
Murphy, Louis	WR	18	Florida	2	2014-15	17	4
Murphy, Shawn	G	74	Utah State	1	2009	1	0
Murphy, Yo	WR	88	Idaho	1	1999	7	0
Murphy-Bunting, Sean	CB	26, 23	Central Michigan	4	2019-22	53	36
Murray, Eddie	PK	3	Tulane	1	1992	7	0
Murray, Patrick	K	7	Fordham	3	2014-15, 2017	28	0
Myers, Brandon	TE	82	Iowa	3	2014-16	41	21

FRONT OFFICE

PLAYERS

2023 REVIEW

HISTORY

RECORDS

SIDELINES

SIDELINESRECORDSHISTORY2023 REVIEWPLAYERSFRONT OFFICE

N											
Nafziger, Dana	LB/TE	51, 83	Cal Poly SLO	6	1977-82*	68	13				
Najarian, Pete	LB	57, 58	Minnesota	2	1988-89	13	0				
Nassib, Carl	DE	94	Penn State	3	2018-19, 2022	42	18				
Neal, Keanu	S	22	Florida	1	2022	17	8				
Neal, Lorenzo	FB	41	Fresno State	1	1998	16	1				
Neal, Ryan	S	23	Southern Illinois	1	2023	15	13				
Nece, Ryan	LB	56	UCLA	6	2002-07	85	35				
Nelson, Anthony	LB	98	Iowa	5	2019-23	75	12				
Nelson, Bob	DT	71	Miami	1	1986	16	11				
Neuheisel, Rick	QB	7	UCLA	1	1987	0	0				
Newton, Tim	DT	96	Florida	2	1990-91	30	21				
Nichols, Gerald	DT	77	Florida State	1	1991	16	5				
Nicholson, Donte	S	28, 30	Oklahoma	4	2005-08	16	0				
Nickerson, Hardy	LB	56	California	7	1993-99	104	104				
Nicks, Carl	G	77	Nebraska	2	2012-13	9	9				
Noble, Danny	TE	86	Toledo	2	2012-13	4	0				
Novak, Jack	TE	80	Wisconsin	2	1976-77	21	4				
Nugent, Mike	K	4	Ohio State	1	2009	4	0				
Nunez-Roches, Rakeem	DT	56	Southern Miss	5	2018-22	68	22				
Nunn, Terrence	WR	83	Nebraska	1	2009	0	0				
O											
Oben, Roman	T	72	Louisville	2	2002-03	31	29				
Obradovich, Jim	TE	86	Southern California	6	1978-83	89	23				
O'Connor, Patrick	DE/DL	79	Eastern Michigan	6	2017, 2019-23	68	0				
Odenigbno, Ifeadi	OLB	44	Northwestern	1	2022	1	0				
Odom, Jason	T	70	Florida	5	1996-00*	46	41				
O'Donoghue, Neil	PK	6	Auburn	2	1978-79	31	0				
O'Dwyer, Matt	G	72	Northwestern	1	2004	4	0				
Ogletree, Kevin	WR	85	Virginia	1	2013	4	1				
Ogunbowale, Dare	RB	44	Wisconsin	2	2018-19	18	0				
O'Hara, Pat	QB	4	Southern California	1	1991	0	0				
Okam, Frank	DT	98	Texas	2	2010-11	12	6				
Olajubutu, Sam	LB	43	Arkansas	1	2007*	0	0				
Olatoye, Deji	CB	27	North Carolina A&T	1	2017	3	0				
Oliver, Frank	DB	42	Kentucky State	1	1976	4	0				
Oliver, Maurice	LB	55	Southern Mississippi	1	1991	3	0				
Omameh, Patrick	G	66	Michigan	2	2013-14	16	16				
Orlovsky, Dan	QB	6	Connecticut	2	2012-13	3	0				
O'Steen, Dwayne	CB	44	San Jose State	2	1982-83	3	0				
Otton, Cade	TE	88	Washington	2	2022-23	33	28				
Overbay, Nathan	TE	84	Eastern Washington	1	2010	0	0				
Owens, James	RB	26	UCLA	4	1981-84	40	12				
Owens, Morris	WR	85	Arizona State	4	1976-79	58	47				
Owusu, Chris	WR	80	Stanford	3	2012-14	17	4				
P											
Packer, Walter	RB	30	Mississippi State	1	1977	1	0				
Pagac, Fred	TE	82	Ohio State	1	1976	14	3				
Page, Eric	WR	17	Toledo	1	2013	16	1				
Palmer, Mitch	LB/LS	54, 57	Colorado State	2	1998	20	0				
Palmer, Trey	WR	10	Nebraska	1	2023	17	8				
Pamphile, Kevin	G	64	Purdue	4	2014-17	53	33				
Parker, Anthony	CB	27	Arizona State	2	1997-98	26	21				
Parker, Jeff	WR	83	Bethune-Cookman	1	1992	3	0				
Parker, Preston	WR	87	North Alabama	3	2010-12	27	0				
Parks, Jeff	TE	85	Auburn	1	1988	3	1				
Parrish, Roscoe	PR/WR	12	Miami	1	2012	13	0				
Patton, Solomon	WR	11	Florida	1	2014	7	0				
Paul, Markus	S	36	Syracuse	1	1993	1	0				
Paulescu, Sam	P	2	Oregon State	1	2009	5	0				
Pawlowski, Mike	QB	9	California	1	1992	0	0				
Pear, Dave	DT	76	Washington	3	1976-78	43	43				
Pearson, Calvin	S	39	Grambling	3	2005-07	46	2				
Peebles, Danny	WR	83	North Carolina State	2	1989-90	23	1				
Penn, Donald	T	70	Utah State	8	2006-13	112	108				
Peoples, George	RB	38	Auburn	2	1984-85	8	0				
Perkins, Bruce	RB	32	Arizona State	1	1990	16	3				
Perriman, Breshad	WR	19, 16	UCF	3	2019, 2021-22	31	7				
Peterson, Calvin	LB	58	UCLA	1	1976	5	4				
Peterson, Greg	DT	96	North Carolina Central	2	2007-08	12	0				
Peterson, Jim	LB	57	San Diego State	1	1976	3	2				

364 | HISTORY

Petitgout, Luke	T	77	Notre Dame	1	2007	4	4
Philcox, Todd	QB	15	Syracuse	1	1995	0	0
Phillips, Jermaine	S	23	Georgia	8	2002-09	96	74
Pianalto, Zack	TE	80	North Carolina	1	2011	13	0
Pierre-Paul, Jason	DE/OLB	90	USF	4	2018-21	54	52
Pierson, Pete	T	69	Washington	8	1994-01	100	21
Pierson, Reggie	CB	20	Oklahoma State	1	1976	5	1
Pillow, Frank	WR	80	Tennessee State	3	1988-90	34	2
Pinion, Bradley	P	8	Clemson	3	2019-21	47	0
Pinkney, Cleveland	DT	61	South Carolina	1	2003	4	0
Piscitelli, Sabby	S	21	Oregon State	4	2007-10	45	20
Pittman, Michael	RB	32	Fresno State	6	2002-07	87	51
Pitts, Derrek	CB	38	North Carolina State	1	2023	4	0
Pollard, Darryl	CB	31	Weber State	2	1992-93*	16	2
Ponder, Elijah	OLB	44	Cincinnati	1	2021	0	0
Porter, Rufus	LB	59	Southern	1	1997	11	10
Poteat, Hank	CB	21	Pittsburgh	1	2003	1	0
Potoa'e, Benning	DL	91	Washington	2	2020-21	2	0
Powe, Keith	DE	95	UTEP	2	1994-95	8	0
Powell, Marvin	T	74	Southern California	2	1986-87	9	7
Pressley, Chris	FB	45	Wisconsin	2	2009-10	10	3
Price, Brian	DT	92	UCLA	2	2010-11	20	14
Price, Shawn	DE	92	Pacific	2	1993-94	15	6
Prior, Mike	S	24	Illinois State	1	1985	16	0
Pryor, Lonnie	FB/RB	45	Florida State	1	2013	0	0
Puetz, Gary	G/T	72	Valparaiso	1	1978	10	8
Purvis, Ryan	TE	80, 46	Boston College	2	2009-10	10	2
Pyne, Jim	G	60	Virginia Tech	4	1994-97	42	38

Q

Quarles, Shelton	LB	53	Vanderbilt	10	1997-06	148	113
Quinn, Jeff	QB	15	Nebraska	1	1982	0	0

R

Radford, Bruce	DE/DT	78	Grambling	1	1980	12	0
Rae, Mike	QB	15	Southern California	2	1978-79	11	5
Ragsdale, George	RB	23	North Carolina A&T	4	1976-79*	39	0
Rainey, Bobby	RB	43	Western Kentucky	3	2013-15	41	11
Raiola, Dominic	C	59	Wisconsin	1	2010	1	0
Randle, Ervin	LB	54	Baylor	6	1985-90	85	48
Ratliff, Keiwan	CB	37	Florida	1	2007	0	0
Rattay, Tim	QB	13	Louisiana Tech	2	2005-06	4	2
Razzano, Rick	FB	44	Mississippi	1	2005	1	0
Reavis, Dave	T	75	Arkansas	8	1976-83	98	87
Reece, Beasley	S	43	North Texas State	2	1983-84	25	22
Reece, Danny	CB/S	46	Southern California	5	1976-80	72	12
Reed, Nick	DE	53	Oregon	1	2011	3	0
Reedy, Bernard	WR	18	Toledo	2	2016-17	9	0
Reese, Booker	DE	66	Bethune-Cookman	3	1982-84	24	7
Reese, Steve	LB	52	Louisville	1	1976	13	10
Reimers, Bruce	G	66	Iowa State	2	1992-93	27	26
Revis, Darrelle	CB	24	Pittsburgh	1	2013	16	16
Reyes, Tutan	T	76	Mississippi	1	2002	0	0
Reynolds, Ricky	CB	29	Washington State	7	1987-93	105	103
Rhett, Errict	RB	32	Florida	4	1994-97	52	31
Rice, Rodney	CB	31	Brigham Young	1	1990	16	1
Rice, Simeon	DE	97	Illinois	6	2001-06	87	87
Richardson, Greg	WR	89	Alabama	1	1988	2	0
Riesenber, Doug	T	79	California	1	1996	10	10
Risher, Alan	QB	7	LSU	1	1985	16	0
Rivers, David	CB	27	Youngstown State	2	2017-18	3	0
Roberg, Mike	TE	89	Idaho	1	2001	1	0
Roberson, Derrick	CB	29	Rutgers	1	2009	6	0
Roberts, Greg	G	61	Oklahoma	4	1979-82	45	42
Robinson, Damien	S	24	Iowa	4	1997-00	39	32
Robinson, Glenn	DE	64	Oklahoma State	2	1976-77	28	3
Robinson, Greg	G	64	Sacramento State	1	1986	3	0
Robinson, Josh	CB	26	Central Florida	2	2016-17	27	0
Robinson, Mark	S	30	Penn State	3	1988-90	40	40
Robinson, Rashard	CB	28	LSU	1	2021	7	0
Robinson, Travis	S	28	Auburn	1	2003	4	0
Roby, Reggie	P	1	Iowa	1	1995	16	0
Roder, Mirro	PK	5	None	1	1976	2	0

FRONT OFFICE	PLAYERS							
	Rodgers, Jacquizz	RB	32	Oregon State	3	2016-18	42	9
	Rodriguez, Evan	FB	86, 81	Temple	1	2014-	1	0
	Rogers, Glenn	CB	21	Memphis	1	1991	5	1
	Rogers, Reggie	DE	75	Washington	1	1992	2	0
	Roland, Benji	DE	93	Auburn	1	1990	3	1
	Roland, Dennis	T	73	Georgia	1	2007	0	0
	Rolling, Henry	LB	55	Nevada-Reno	2	1988-89	21	0
	Rouse, Wardell	LB	52	Clemson	2	1995-96*	16	1
	Royals, Mark	P	3	Appalachian State	8	1990-91,99-01	80	0
2023 REVIEW	Royster, Mazio	RB	33, 31	Southern California	3	1992-94	33	1
	Rucker, Conrad	TE	80	Southern	1	1980	2	0
	Rudd, Dwayne	LB	57	Alabama	1	2003	16	2
	Rudolph, Council	DE	78	Kentucky State	2	1976-77	28	28
	Rudolph, Kyle	TE	8	Notre Dame	1	2022	9	0
	Rusk, Reggie	CB	28, 26	Kentucky	2	1996-97	5	0
	Russell, Chapelle	LB	53	Temple	1	2020	11	0
	Russell, J.J.	LB	51	Memphis	2	2022-23	14	1
	Russell, J.R.	WR	87	Louisville	1	2005	0	0
	Russell, Ryan	DE	96	Purdue	2	2016-17	22	7
HISTORY	Ruud, Barrett	LB	51	Nebraska	6	2005-10	95	68
	Ryan, Logan	S	26	Rutgers	1	2022	9	6
	Ryan, Tim	G/C	64, 46	Notre Dame	3	1991-93	37	1
	Ryans, Larry	WR	89	Clemson	1	1996	3	0
	Ryczek, Dan	C	51	Virginia	2	1976-77	28	21
	S							
	Samuels, Tony	TE	80	Bethune-Cookman	1	1980	6	3
	Sanborn, Garrison	LS	65, 89	Florida State	2	2017-18	32	0
	Sanders, Gene	DT/G/T	74	Texas A&M	7	1979-85	76	40
	Santos, Cairo	K	5	Tulane	1	2018	7	0
RECORDS	Sapp, Warren	DT	99	Miami (FL)	9	1995-03	140	130
	Saunders, Cedric	TE	49	Ohio State	1	1995	3	0
	Savage, Josh	DE	93	Utah	1	2004	6	0
	Schnell, Spencer	WR	83	Illinois State	1	2019	1	0
	Schroeder, Bill	WR	11	Wisconsin-LaCrosse	1	2004	7	2
	Schum, Jacob	P	5	Buffalo	1	2015	16	0
	Schumacher, Kurt	G	78	Ohio State	1	1978	4	4
	Scott, Todd	S	38	Southwest Louisiana	2	1995-96	3	2
	Scott, Trevor	DE	71	Buffalo	1	2013	4	0
	Seals, Ray	DE	98	None	5	1989-93	47	28
SIDELINES	Sears, Arron	G	78	Tennessee	3	2007-09*	31	31
	Seferian-Jenkins, Austin	TE	87	Washington	3	2014-16	18	11
	Selmon, Dewey	DT/LB	61, 58	Oklahoma	5	1976-80	72	65
	Selmon, Lee Roy	DE	63	Oklahoma	10	1976-85*	121	117
	Senat, Deadrin	DL	95, 56	South Florida	2	2022-23	15	0
	Shaw, Josh	DB	30	USC	1	2018	4	0
	Shearin, Joe	G/C	64	Texas	1	1985	10	0
	Shepard, Russell	WR	89	LSU	4	2013-16	57	5
	Shepherd, Edell	WR	86, 3	San Jose State	2	2003-05*	19	0
	Sherman, Richard	CB	5	Stanford	1	2021	5	3

Smith, Barry	WR	88	Florida State	1	1976	13	1
Smith, Clifton	RB	22	Fresno State	2	2008-09	20	0
Smith, Corey	DE	98	North Carolina State	3	2002-04	11	0
Smith, Daryl	LB	51	Georgia Tech	1	2016	16	11
Smith, Don	RB/WR	47	Mississippi State	3	1987-89*	21	3
Smith, Donovan	T	76	Penn State	8	2015-22	124	124
Smith, Dwight	CB/S	26	Akron	4	2001-04	63	34
Smith, Evan	OL	62	Idaho State	5	2014-18	58	28
Smith, Herman	DE	91	Portland State	2	1995-96	8	0
Smith, Jacques	DE	56	Missouri	4	2014-17	29	18
Smith, Jeff	RB	35	Nebraska	2	1987-88	28	11
Smith, Johnny Ray	CB	22	Lamar	3	1981-83*	25	2
Smith, Justin	LB	59	Indiana	1	2003	2	0
Smith, Michael	RB	34	Utah State	2	2012-13*	1	0
Smith, Ryan	CB	29, 33	North Carolina Central	4	2016-19, 2022	74	16
Smith, Sean	DE	92	Grambling	1	1989	3	1
Smith, Shevin	S	29, 30	Florida State	2	1998-99	19	0
Snell, Ray	G	72	Wisconsin	4	1980-83	45	35
Solomon, Jesse	LB	55, 54	Florida State	1	1991	13	12
Solomon, Scott	DE	60	Rice	2	2013-14	6	0
Solwold, Mike	LS	45	Wisconsin	1	2002	4	0
Sowell, Jerald	FB	33	Tulane	1	2006	11	0
Spek, Jeff	TE	88	San Diego State	1	1986	2	0
Spence, Akeem	DT	97	Illinois	4	2013-16	56	30
Spence, Blake	TE	84	Oregon	1	2000	3	0
Spence, Noah	DE	57	Eastern Kentucky	3	2016-18	34	6
Spencer, Evan	WR	85	Ohio State	1	2015	1	0
Spires, Greg	DE	94	Florida State	6	2002-07	89	87
Spradlin, Danny	LB	55	Tennessee	2	1983-84	31	2
Springs, Ron	RB	20	Ohio State	2	1985-86	24	8
Spurlock, Micheal	WR	81, 17	Mississippi	4	2007, 09-11	37	1
Spurrier, Steve	QB	11	Florida	1	1976	14	12
Stalls, Dave	DE	65	Northern Colorado	4	1980-83	46	19
Stamps, Sylvester	RB/KR	24	Jackson State	1	1989	10	1
Stargell, Tony	CB	45	Tennessee State	2	1994-95	24	8
Starring, Stephen	WR	81	McNeese State	1	1988	6	0
Staten, Robert	FB	33	Jackson State	1	1996	6	0
Stecker, Aaron	RB	22, 27	Western Illinois	4	2000-03	55	2
Stensrud, Mike	DT	94	Iowa State	1	1987	12	12
Stephens, Darnell	LB	54	Clemson	2	1995-96	14	0
Stephens, Travis	RB	36	Tennessee	1	2002	1	0
Steussie, Todd	T	75	California	2	2004-05	31	5
Stevens, Jerramy	TE	86	Washington	4	2007-10	50	15
Stewart, Darian	S	24	South Carolina	1	2019	13	1
Stewart, M.J.	CB	36	North Carolina	2	2018-19	21	6
Stewart, Orion	S	30	Baylor	1	2019*	0	0
Stinchcomb, Matt	G	78	Georgia	2	2004-05*	16	16
Stinnie, Aaron	G	64	James Madison	5	2019-23*	27	12
Stocker, Luke	TE	88	Tennessee	7	2011-17	80	56
Stone, Ken	S	28	Vanderbilt	1	1976	14	14
Storer, Byron	FB	44	California	3	2007-09*	15	6
Stovall, Maurice	WR	85	Notre Dame	5	2006-10	56	11
Strait, Derrick	CB	31	Oklahoma	1	2006	0	0
Stroughter, Sammie	WR	18	Oregon State	4	2009	33	4
Stryzinski, Dan	P	4	Indiana	3	1992-94	48	0
Stuard, Grant	LB	48	Houston	1	2021	17	0
Studaway, Mark	DE	71	Tennessee	1	1985	6	0
Succop, Ryan	K	3	South Carolina	3	2020-22	50	0
Suh, Ndamukong	DL	93	Nebraska	3	2019-21	49	49
Sullivan, Mike	C/G	67	Miami (FL)	4	1992-95	48	4
Sully, Ivory	S	44	Delaware	2	1985-86	32	27
Swayne, Harry	DE/T	70	Rutgers	4	1987-90	44	3
Swearingin, D.J.	S	36	South Carolina	1	2015	7	0
Sweezy, J.R.	G	73	North Carolina State	1	2017	14	14
Swider, Larry	P	9, 5	Pittsburgh	2	1977, 1981-82	22	0
Swoope, Craig	S	41	Illinois	2	1986-87	16	11
			T				
Talib, Aqib	CB	25	Kansas	5	2008-12	58	45
Tandy, Keith	DB	37	West Virginia	6	2012-17	84	15
Tapp, Darryl	DE	56	Virginia Tech	1	2017	3	1
Tate, Lars	RB	34	Georgia	2	1988-89	30	19

SIDELINESRECORDS

HISTORY

2023 REVIEW

PLAYERS

FRONT OFFICE

Tate, Willy	TE	82	Oregon	1	1996	13	0
Taylor, Adarius	LB	53	Florida Atlantic	4	2015-18	50	14
Taylor, Gene	WR	85	Fresno State	2	1987-88	11	0
Taylor, Jay	K	6	West Virginia	1	2004	5	0
Taylor, Rob	T	72	Northwestern	8	1986-93	110	91
Te'o-Nesheim, Daniel	DE	50	Washington	3	2011-13	33	26
Terry, Jeb	G	77	North Carolina	3	2004-06	30	1
Testaverde, Vinny	QB	14	Miami (FL)	6	1987-92	76	72
Thigpen, Marcus	WR	19	Indiana	1	2014	4	0
Thomas, Broderick	LB	51	Nebraska	5	1989-93	80	55
Thomas, Ed	TE	86	Houston	2	1990-91	13	0
Thomas, George	WR	87	UNLV	1	1992	5	1
Thomas, Kelly	T	70	Southern California	2	1983-84	24	15
Thomas, Kevin	C	64	Arizona State	1	1988	10	0
Thomas, Lamar	WR	87	Miami (FL)	3	1993-95	36	2
Thomas, Norris	CB	41	Southern Mississippi	5	1980-84	66	25
Thomas, Robb	WR	84	Oregon State	3	1996-98	35	9
Thomas, Zach	WR	84	South Carolina State	1	1984	2	0
Thompkins, Deven	WR	83	Utah State	2	2022-23	22	2
Thompson, Jack	QB	14	Washington State	2	1983-84	18	16
Thompson, LeRoy	RB	34	Penn State	1	1996	5	0
Thompson, Robert	LB	56, 59	Michigan	2	1983-84	19	2
Tiggle, Calvin	LB	58	Georgia Tech	2	1991-92	24	4
Tinker, Carson	LS	46	Alabama	1	2021	8	0
Tomberlin, Pat	G	68	Florida State	1	1993	2	0
Toomay, Pat	DE	66	Vanderbilt	1	1976	14	14
Trask, Kyle	QB	2	Florida	3	2021-23	3	0
Trewyn, Nate	C	60	Wisconsin-Whitewater	1	2019	0	0
Triner, Zach	LS	97	Assumption College	4	2019-22	75	0
Tripoli, Paul	S	24	Alabama	1	1987	13	4
Trotter, Jeremiah	LB	50	Stephen F. Austin	1	2007	3	1
Troupe, Ben	TE	83	Florida	1	2008	2	0
Trueblood, Jeremy	T	65	Boston College	7	2006-12	101	84
Tryon-Shoyinka, Joe	OLB	9	Washington	3	2021-23	51	34
Tucker, Sean	RB	1	Syracuse	1	2023	11	0
Tupa, Tom	P	9	Ohio State	2	2002-03	32	0
Turk, Dan	G/C	50	Wisconsin	2	1987-88	25	13
Turner, Nolan	S	34	Clemson	1	2022	5	0
Turner, Vernon	RB/KR	45, 30	Carson-Newman	2	1993-94	13	1
Tuttle, Perry	WR	81	Clemson	1	1984	3	0
Tyler, Andre	WR	81	Stanford	2	1982-83	14	0
U							
Uko, George	DT	58, 95	USC	1	2014	1	0
Underwood, Tiquan	WR	11	Rutgers	2	2012-13	26	10
Unutoa, Morris	C/LS	68	Brigham Young	3	1999-00, 02	30	0
Upshaw, Regan	DE	91, 73	California	3	1996-99	48	47
Urrutia, Mario	WR	19, 89	Louisville	1	2009	0	0
V							
Vance, Eric	S	33	Vanderbilt	4	1998-01	33	1
Vaughn, Ke'Shawn	RB	30, 21	Vanderbilt	4	2020-23	43	1
Vea, Vita	DT	50	Washington	6	2018-23	79	74
Verner, Alterraun	CB	21	UCLA	3	2014-16	46	23
Verser, David	WR	84	Kansas	1	1985	1	0
Vincent, Keydrick	G	66	Mississippi	1	2010	5	5
Vlasic, Mark	QB	13	Iowa	1	1993	0	0
W							
Waddell, Charles	TE	82	North Carolina	1	1977	0	0
Wade, John	C	76	Marshall	5	2003-07	72	72
Walker, Jackie	LB/TE	56, 85	Jackson State	4	1986-89	57	9
Walker, Kenyatta	T	67	Florida	6	2001-06	75	73
Walker, Kevin	CB	37	East Carolina	2	1986-87	7	3
Walker, Marquise	WR	82	Michigan	1	2002	0	0
Wallace, Cody	C/G	74	Texas A&M	1	2012	8	0
Walsh, Steve	QB	4	Miami (FL)	2	1997-98	17	0
Walton, Brandon	OL	73	Florida Atlantic	2	2022-23	15	2
Wansley, Tim	CB	31	Georgia	2	2002-03	13	6
Ward, Channing	DL	71	Ole Miss	2	2016-17	6	1
Ward, Derrick	RB	28	Ottawa (KS)	1	2009	14	1
Ward, John	G-C	73	Oklahoma State	1	1976	4	3

368 | HISTORY

Ward, T.J.	S	43	Oregon	1	2017	12	4
Ware, D.J.	RB	28	Georgia	1	2012	16	1
Warnke, Dave	PK	2	Augsburg	1	1983	1	0
Warner, Ron	DE	95	Kansas	2	2002-03	8	0
Warren, Jeremiah	OL	60	USF	1	2015	3	0
Warren, Paris	WR	82	Utah	3	2005-06*	8	0
Washington, Chris	LB	51	Iowa State	5	1984-88	76	52
Washington, Mike	CB	40	Alabama	9	1976-84	100	97
Washington, Todd	C/G	75, 77	Virginia Tech	5	1998-02	51	3
Watford, Earl	G	71	James Madison	1	2019	15	4
Watson, Dekoda	LB	56	Florida State	4	2010-13	60	6
Watson, Derek	RB	22	South Carolina State	1	2005	0	0
Watson, Justin	WR	17	Pennsylvania	4	2018-21	40	4
Watts, Markees	OLB	58	Charlotte	1	2023	7	0
Weatherspoon, Chuck	RB	37	Houston	1	1991	4	0
Webber, Raymond	WR	86	Arkansas-Pine Bluff	1	2011*	0	0
Webster, Nate	LB	52	Miami (FL)	4	2000-03	63	6
Weldon, Casey	QB	11	Florida State	4	1993-96	24	0
Wells, David	TE	89	San Diego State	1	2023	5	0
Wells, Josh	T	72	James Madison	4	2019-22	56	15
Wender, Jack	RB	38	Fresno State	1	1977	2	0
Westbrook, Tevin	TE	81	Florida	1	2015	0	0
Wester, Leonard	T	66	Missouri Western State	3	2016-18	27	1
Weston, Rhondy	DE	77	Florida	1	1989	12	2
Wheeler, Mark	DT	77	Texas A&M	4	1992-95	55	46
Whitaker, Ronyell	CB	29	Virginia Tech	1	2003	4	1
White, Brad	DT	90	Tennessee	3	1981-83	41	0
White, Charlie	RB	28	Bethune-Cookman	1	1978	7	1
White, Devin	LB	45	LSU	5	2019-23	76	75
White, Dewayne	DE	90	Louisville	4	2003-06	60	13
White, Stylez G.	DE	91	Minnesota	4	2007-10	63	23
White, Jamel	RB	22	South Dakota	1	2004	7	0
White, Jeris	CB	45	Hawaii	3	1977-79	46	46
White, Markus	DE	92	Florida State	1	2012	2	0
White, Rachaad	RB	29, 1	Arizona State	2	2022-23	34	25
White, Robb	DE/DT	91	South Dakota	1	1990	7	1
White, Steve	DE	94	Tennessee	6	1996-01	79	15
Whitehead, Jordan	S	31, 33	Pittsburgh	4	2018-21	59	55
Whittle, Jason	G	65	Southwest Missouri State	1	2003	16	5
Wilcox, Daniel	TE	41	Appalachian State	2	2002-03	2	0
Wilder, James	RB	32	Missouri	9	1981-89	113	102
Wilkerson, Jimmy	DE/DT	97	Oklahoma	2	2008-09	31	16
Wilkins, Mazzi	CB	37	USF	2	2019-20	6	0
Williams, Carnell	RB	24	Auburn	6	2005-10	70	57
Williams, David	WR	80	Illinois	1	1986	15	0
Williams, D.J.	TE	85	Arkansas	1	2014	0	0
Williams, Doug	QB	12	Grambling	5	1978-82	67	67
Williams, Ed	FB	43	Langston	2	1976-77	26	15
Williams, Jason	LB	52	Western Illinois	1	2014	3	0
Williams, Jimmy	LB	54	Nebraska	2	1992-93	27	24
Williams, Karl	WR	86	Texas A&M-Kingsville	8	1996-03	115	22
Williams, Marcus	CB	22	North Dakota State	1	2018	2	0
Williams, Mark	LB	58	Ohio State	1	1996	0	0
Williams, Mike	WR	19	Syracuse	1	2010-13	54	52
Williams, Roland	TE	81	Syracuse	1	2003	1	0
Williams, T.J.	TE	45	North Carolina State	1	2006*	0	0
Willis, Ken	PK	1	Kentucky	1	1992	9	0
Wilson, Bernard	DT	96	Tennessee State	2	1993-94	14	2
Wilson, Bobo	WR	85	Florida State	3	2017-19	14	2
Wilson, Charles	WR	84	Memphis	3	1992-94	31	8
Wilson, C.J.	CB	41	North Carolina State	1	2014	2	0
Wilson, E.J.	DE	78	North Carolina	1	2011*	0	0
Wilson, Jerry	CB	24	Southern	1	1995*	0	0
Wilson, Karl	DE	91	LSU	1	1994	14	2
Wilson, Reinard	DE	95	Florida State	1	2003	0	0
Wilson, Robert	FB	20	Texas A&M	1	1991	16	15
Wilson, Rod	LB	56	South Carolina	2	2008-09	8	0
Wilson, Shaun	RB	38	Duke	1	2018	5	0
Wilson, Steve	C/T/G	50, 79	Georgia	10	1976-85	126	104
Winans, Jeff	T/G	62	Southern California	2	1977-78	12	12

FRONT OFFICE

PLAYERS

2023 REVIEW

HISTORY

RECORDS

SIDELINES

Winborn, Jamie	LB	50	Vanderbilt	1	2006	14	0
Winfield Jr., Antoine	S	31	Minnesota	4	2020-23	59	59
Winfrey, Stan	RB	36	Arkansas State	1	1977	2	0
Winslow, Kellen	TE	82	Miami (FL)	3	2009-11	48	40
Winston, Jameis	QB	3	Florida State	5	2015-19	72	70
Wirfs, Tristan	T	78	Iowa	4	2020-23	63	63
Witte, Mark	TE	85, 93	North Texas State	3	1983-85	48	2
Wonsley, Nathan	RB	46	Mississippi	1	1986	10	2
Wolford, John	QB	11	Wake Forest	1	2023	0	0
Wood, Richard	LB	54	Southern California	9	1976-84	132	89
Woods, Al	DT	95	LSU	1	2010	9	0
Woods, Rick	S	20	Boise State	1	1987	5	5
Word, Roscoe	CB	24	Jackson State	1	1976	3	2
Workman, Vince	RB	46	Ohio State	2	1993-94	31	19
Worthington, Doug	DT	79	Ohio State	1	2010	0	0
Worthy, Jerel	DT	56	Michigan State	1	2018	4	0
Wreh-Wilson, Blidi	CB	36	Connecticut	1	2021	1	0
Wright, Charles	CB	21	Tulsa	1	1988	2	0
Wright, Eric	CB	21	UNLV	1	2012	10	10
Wright, Keith	DT	68	Missouri	2	2004-05	0	0
Wright, Major	S	31	Florida	3	2014-16	23	9
Wright, Tim	TE	81	Rutgers	1	2013	16	8
Wunsch, Jerry	T	71	Wisconsin	5	1997-02	80	46
Wyatt, Willie	DT	66	Alabama	1	1990	7	3
Wyms, Ellis	DT/DE	96	Mississippi State	6	2001-06	66	9
Wynn, Milton	WR	88	Washington State	1	2001	1	0

Y

Yarno, George	G/C/T	68,69,66	Washington State	8	1979-83; 85-87	109	65
Yelder, Deon	TE	82	Western Kentucky	1	2021	5	0
Yepremian, Garo	PK	1	None	2	1980-81	19	0
Young, Kenny	LB	33	UCLA	1	2022	4	0
Yoder, Todd	TE	80	Vanderbilt	4	2000-03	57	2
Young, Floyd	CB	31	Texas A&M-Kingsville	4	1997-00	36	1
Young, Randy	T	70	Iowa State	1	1976	9	0
Young, Steve	T	71	Colorado	1	1976	12	11
Young, Steve	QB	8	Brigham Young	2	1985-86	19	19
Yount, Christian	LS	46	UCLA	1	2011	7	0

Z

Zeier, Eric	QB	15	Georgia	2	1999-00	5	1
Zemaitis, Alan	CB	29	Penn State	1	2006	0	0
Zuttah, Jeremy	OL	76	Rutgers	7	2008-13	90	76

* Spent one full season on injured reserve or similar reserve list. Seasons on injured reserve are included in total number of seasons.

@ All the numbers worn by a player during a game played are listed. The first number listed is the primary or most often worn number. Where no number is primary, the first number worn is listed.

^ Was not on active roster during the regular season, but was on the active roster for at least one playoff game

The following were members of the 1987 replacement team fielded during the NFLPA players strike. Games played and started are listed in parentheses. The totals of Ray Criswell, Brian Gant, Charles Gladman, Steve Holloway, Paul Tripoli and Kevin Walker, who were on the roster subsequent to the strike, and Dwayne Dixon, who previously played with the Bucs in 1984, are listed on the main roster: RB Greg Boone (2,0); OG Rufus Brown (2,0); WR Steve Carter (3,1); DE Walter Carter (2,1); DE Mike Clark (3,3); DB Torin Clark (2,0); DB Ivory Curry (3,2); DB Jeff George (2,1); DE Roy Harris (3,2); OT Dave Heffernan (2,0); QB Mike Hold (2,0); OG Jim Huddleston (1,1); OG John Hunt (1,0); WR David Jackson (1,0); LB Cam Jacobs (3,0); T David Johnson (0,0); OG David Jordan (3,3); DB Tim King (3,0); RB Dan Land (3,2); LB Fred McCallister (3,3); TE Jeff Modesitt (1,0); LB Sankar Montoute (3,3); NT Fred Nordgren (3,3); OG Paul O'Connor (2,2); DB Lee Paige (3,0); LB Leon Pennington (3,0); C Chuck Pitcock (2,2); OG Donald Pumphrey (3,3); DB Marcus Quinn (3,3); DE James Ramey (3,0); QB John Reaves (2,2); RB Harold Ricks (3,1); DE Charles Riggins (3,0); WR Stanley Shakespeare (1,0); OT Reggie Smith (3,3); WR Eric Streater (3,3); PK Van Tiffin (3,0); LB Pat Teague (1,1); RB Derrick Thomas (1,0); DE Calvin Turner (3,0); LB Miles Turpin (3,2); WR Herkie Walls (2,2); TE Arthur Wells (2,0); FB Adrian Wright (3,3); QB Jim Zorn (1,1).

ALL-TIME DRAFT

BUCCANEERS IN THE FIRST ROUND (OVERALL PICK)

1976	DE Lee Roy Selmon, Oklahoma (1)
1977	RB Ricky Bell, USC (1)
1978	QB Doug Williams, Grambling (17)
1979	None
1980	G Ray Snell, Wisconsin (22)
1981	LB Hugh Green, Pittsburgh (7)
1982	G Sean Farrell, Penn State (17)
1983	None
1984	None
1985	DE Ron Holmes, Washington (8)
1986	RB Bo Jackson, Auburn (1)
	CB Rod Jones, SMU (25)
1987	QB Vinny Testaverde, Miami (1)
1988	T Paul Gruber, Wisconsin (4)
1989	LB Broderick Thomas, Nebraska (6)
1990	LB Keith McCants, Alabama (4)
1991	T Charles McRae, Tennessee (7)
1992	None
1993	DE Eric Curry, Alabama (6)
1994	QB Trent Diller, Fresno State (6)
1995	DT Warren Sapp, Miami (12)
	LB Derrick Brooks, Florida State (28)
1996	DE Regan Upshaw, California (12)
	DT Marcus Jones, North Carolina (22)
1997	RB Warrick Dunn, Florida State (12)
	WR Reidel Anthony, Florida (16)
1998	None
1999	DT Anthony McFarland, LSU (15)
2000	None
2001	T Kennyatta Walker, Florida (14)
2002	None

2003	None
2004	WR Michael Clayton, LSU (15)
2005	RB Carnell Williams, Auburn (5)
2006	G/T Davin Joseph, Oklahoma (23)
2007	DE Gaines Adams, Clemson (4)
2008	CB Aqib Talib, Kansas (20)
2009	QB Josh Freeman, Kansas State (17)
2010	DT Gerald McCoy, Oklahoma (3)
2011	DE Adrian Clayborn, Iowa (20)
2012	S Mark Barron, Alabama (7)
	RB Doug Martin, Boise State (31)
2013	None
2014	WR Mike Evans, Texas A&M (7)
2015	QB Jameis Winston, Florida State (1)
2016	CB Vernon Hargreaves III, Florida (11)
2017	TE O.J. Howard, Alabama (19)
2018	DT Vita Vea, Washington (12)
2019	LB Devin White, LSU (5)
2020	T Tristan Wirfs, Iowa (13)
2021	LB Joe Tryon, Washington (32)
2022	None
2023	C Graham Barton, Duke (26)

FIRST ROUND DRAFTEEES BY POSITION

Position	No.
Defensive Linemen	12
Offensive Linemen	8
Linebackers	6
Quarterbacks	5
Running Backs	5
Defensive Backs	4
Wide Receivers	3
Tight End	1

FIRST-ROUND TRADE NOTES...**1978:** Tampa Bay traded first overall pick to Houston for TE Jimmie Giles, Houston's first (17th overall) and second-round picks in '78 and third and fifth-round picks in '79. Tampa Bay selected QB Doug Williams; **1979:** Tampa Bay traded first-round pick (4th overall) to Chicago for DE Wally Chambers; **1983:** Tampa Bay traded 1983 first-round pick (18th overall) in 1982 to Chicago for 1982 second-round pick, used to select DE Booker Reese; **1984:** Tampa Bay traded 1984 first-round pick (1st overall) to Cincinnati in 1983 for QB Jack Thompson; **1986:** Tampa Bay acquired Miami's first-round pick (25th overall) for LB Hugh Green and selected CB Rod Jones; **1992:** Tampa Bay traded 1992 first-round pick (2nd overall) to Indianapolis in 1991 for QB Chris Chandler; **1995:** Tampa Bay traded first (7th overall) and third-round picks to Philadelphia for first (12th overall) and two second-round picks. Tampa Bay then traded two second-round picks to Dallas for first-round pick (28th overall). Tampa Bay selected DT Warren Sapp and LB Derrick Brooks; **1996:** Tampa Bay traded QB Craig Erickson to Indianapolis for first-round pick (22nd overall). Tampa Bay selected DT Marcus Jones; **1997:** Tampa Bay traded 1996 second-round pick to San Diego for 1997 first-round pick (16th overall). Tampa Bay traded first (8th overall) and fourth-round picks to N.Y. Jets for first-round pick (sixth overall), then traded that pick to Seattle for first (12th overall) and third-round picks. Tampa Bay selected RB Warrick Dunn and WR Reidel Anthony; **1998:** Tampa Bay traded first-round pick (23rd overall) to Oakland for two second-round picks. Tampa Bay traded 1998 second-round pick to San Diego for first-round pick in 2000; **2000:** Tampa Bay traded two first-round picks (13th, 27th overall) to N.Y. Jets for WR Keyshawn Johnson; **2001:** Tampa Bay traded its first-round (21st overall) and second-round (51st overall) picks to Buffalo for first-round pick (14th overall). Tampa Bay selected T Kennyatta Walker; **2002:** Tampa Bay traded its first-round picks in 2002 (21st overall) and 2003, and its second-round pick in 2002 (53rd overall) and its second-round pick in 2004, to Oakland to obtain rights to head coach Jon Gruden; **2009:** Tampa Bay traded its first-round pick (19th overall) and sixth-round pick (191st overall) to Cleveland for first-round pick (17th overall). Tampa Bay selected QB Josh Freeman; **2012:** Tampa Bay traded its first-round pick (5th overall) to Jacksonville for the Jaguars' first- (7th overall) and fourth-round (101st overall). Tampa Bay selected S Mark Barron. Tampa later traded that fourth-round pick (101st overall) and its second-round pick (36th overall) to Denver for first-round (31st overall) and fourth-round (126th overall) selections. The Buccaneers used the No. 31 pick on RB Doug Martin. **2013:** Tampa Bay traded its first-round pick (13th overall) to N.Y. Jets for CB Darrelle Revis. **2016:** Tampa Bay traded first-round pick (9th overall) to Chicago for first-round pick (11th overall) and fourth-round pick (106th overall). **2018:** Tampa Bay traded first-round pick (7th overall) to Buffalo for first-round pick (12th overall) and two second-round picks (53rd and 56th overall). **2020:** Tampa Bay traded first-round pick (14th overall) and fourth-round pick (117th overall) to San Francisco for first-round pick (13th overall).

YEAR-BY-YEAR NFL DRAFT SELECTIONS

1976 (DRAFTED #1)

- 1 DE Lee Roy Selmon, Oklahoma
- 2a RB Jimmy DuBose, Florida
- 2b traded to San Francisco for QB Steve Spurrier
- 2c DT/LB Dewey Selmon, Oklahoma
- 3a T Steve Young, Colorado
- 3b traded to Baltimore for CB Mike Washington
- 3c LB Steve Maughan, Utah St.
- 4a traded to L.A. Rams for LB Jim Peterson
- 4b WR Richard Appleby, Georgia
- 4c G Everett Little, Houston
- 5a DB Mishael Kelson, W. Texas St.
- 5b T Steve Wilson, Georgia
- 5c traded to L.A. Rams (see pick 4a)
- 6 DB Curtis Jordan, Texas Tech
- 7 QB Parnell Dickinson, Mississippi Valley St.
- 8 traded to N.Y. Jets for LB Steve Reese
- 9 G Bruce Welch, Texas A&M
- 10 LB Sid Smith, BYU
- 11 DB Melvin Washington, Colorado St.
- 12 RB George Ragsdale, North Carolina A&T
- 13 TE Brad Jenkins, Nebraska
- 14 KR/WR Carl Roaches, Texas A&M
- 15 DT Bob Dzierzak, Utah St.
- 16 LB Tom West, Tennessee
- 17 QB Jack Berry, Washington & Lee

1977 (DRAFTED #1)

- 1 RB Ricky Bell, USC
- 2 LB David Lewis, USC
- 3 DE Charley Hannah, Alabama
- 4 traded to Cincinnati in 1976 for RB Charlie Davis
- 5 traded to Miami for LB Ray Nettles
- 6a traded to Chicago for QB Gary Huff
- 6b traded to Chicago (see pick 6a)
- 7 traded to N.Y. Jets in 1976 for LB Richard Wood
- 8 QB Randy Hedberg, Minot St.
- 9a LB Byron Hemingway, Boston College
- 9b WR Larry Mucker, Arizona St.
- 10a FB Robert Morgan, Florida
- 10b LB Aaron Ball, Cal St.-Fullerton
- 11 DB Chuck Rodgers, North Dakota St.
- 12 WR Chip Sheffield, Lenoir Rhyne

1978 (DRAFTED #1)

- 1 QB Doug Williams, Grambling
- 2a RB Johnny Davis, Alabama
- 2b G Brett Moritz, Nebraska
- 3 traded to Oakland in 1977 for G Dan Medlin
- 4 traded to Oakland in 1977 for T Jeff Winans
- 5 traded to Miami in 1977 for CB Jeris White
- 6a traded to Oakland in 1977 for LB Rik Bonness
- 6b WR Elijah Marshall, North Carolina St.
- 7 traded to Atlanta in 1977 for PK Allan Leavitt
- 8 LB John McGriff, Miami
- 9 WR Willie Taylor, Pittsburgh
- 10a LB Aaron Brown, Ohio St.
- 10b traded to Pittsburgh for DT Ernie Holmes
- 11 traded to Pittsburgh (see pick 10b)
- 12 RB Kevin McLee, Georgia

1979 (DRAFTED #4)

- 1 traded to Chicago in 1978 for DE Wally Chambers
- 2a G Greg Roberts, Oklahoma
- 2b WR Gordon Jones, Pittsburgh
- 3a RB Jerry Eckwood, Arkansas
- 3b awarded to Miami as compensation for DL Randy Crowder
- 3c DE Reggie Lewis, N. Texas St.
- 3d RB Rick Berns, Nebraska
- 4 traded to Detroit in 1978 for T Rockne Freitas
- 5a traded to Seattle
- 5b QB Chuck Fusina, Penn St.
- 6 traded to Oakland in 1977 for LB Rik Bonness
- 7 traded to Washington for WR Frank Grant
- 8a traded to N.Y. Jets for C/G Darrell Austin
- 8b DT Eugene Sanders, Texas A&M
- 9 WR Henry Vereen, UNLV
- 10 traded to San Francisco in 1978 for TE Jim Obradovich
- 11 TE Bob Rippentrop, Fresno St.
- 12 DT David Logan, Pittsburgh

1980 (DRAFTED ALTERNATELY #22-21-20-19-18)

- 1 G Ray Snell, Wisconsin
- 2 WR Kevin House, Southern Illinois
- 3 LB Scot Brantley, Florida
- 4a traded to San Diego in 1978 for G Booker Brown
- 4b CB Larry Flowers, Texas Tech
- 5 traded to Oakland in 1978 for QB Mike Rae
- 6 traded to Cincinnati in 1979 for RB Anthony Davis
- 7 C Jim Leonard, Santa Clara
- 8 S Derrick Goddard, Drake
- 9 WR Gerald Carter, Texas A&M
- 10a LB Andy Hawkins, Texas A&I
- 10b RB Brett Davis, UNLV
- 11 DT Terry Jones, Central St. (OK)
- 12 CB Gene Coleman, Miami

1981 (DRAFTED ALTERNATELY #7-6)

- 1 LB Hugh Green, Pittsburgh
- 2 RB James Wilder, Missouri
- 3 traded to L.A. Rams in 1978 for G Greg Horton
- 4 CB John Holt, West Texas St.
- 5 traded to Oakland in 1978 for QB Mike Rae
- 6 traded to New Orleans in 1979 for P Tom Blanchard
- 7 traded to Dallas in 1980 for DE Dave Stalls
- 8 T Denver Johnson, Tulsa
- 9 QB Mike Ford, SMU
- 10 DE Ken McCune, Texas
- 11 CB Johnny Ray Smith, Lamar
- 12 DT Brad White, Tennessee

1982 (DRAFTED ALTERNATELY #17-16-18)

- 1 G Sean Farrell, Penn St.
- 2a DE Booker Reese, Bethune-Cookman
- 2b traded to Miami in 1980 for RB Gary Davis and DB Norris Thomas
- 3a TE Jerry Bell, Arizona St.
- 3b DE John Cannon, William & Mary
- 4a traded to Dallas in 1980 for DE Dave Stalls
- 4b RB Dave Barrett, Houston
- 5 LB Jeff Davis, Clemson
- 6 WR Andre Tyler, Stanford
- 7 S Tom Morris, Michigan St.
- 8 LB Kal Atkins, Illinois
- 9 QB Robert Lane, NE Louisiana
- 10 traded to San Francisco in 1981 for DT Ted Vincent
- 11 traded to Dallas in 1981 for CB Aaron Mitchell
- 12 RB/KR Michael Morton, UNLV

1983 (DRAFTED ALTERNATELY #18-17-16-15-19)

- 1 traded to Chicago in 1982 for 1982 second-round pick
- 2 C Randy Grimes, Baylor
- 3 CB Jeremiah Castille, Alabama
- 4 T Kelly Thomas, USC
- 5 NT Tony Chickillo, Miami
- 6a TE Gene Branton, Texas Southern
- 6b T Ken Kaplan, New Hampshire
- 7 RB Weldon Ledbetter, Oklahoma
- 8 LB John Samuelson, Azusa Pacific
- 9 DE Hasson Arbubakrr, Texas Tech
- 10 WR Darius Durham, San Diego St.
- 11 TE Mark Witte, North Texas St.
- 12 NT John Higginbotham, NE Oklahoma

1984 (DRAFTED #1)

- 1 traded to Cincinnati in 1983 for QB Jack Thompson
- 2 LB Keith Browner, USC
- 3 CB Fred Acorn, Texas
- 4a traded to San Francisco in 1983 for 1983 sixth round pick
- 4b traded to Denver in for QB Steve DeBerg
- 4c RB Michael Gunter, Tulsa
- 4d T Ron Heller, Penn St.
- 5 traded to Dallas in 1983 for LB Danny Spradlin
- 6 LB Chris Washington, Iowa St.
- 7 TE Jay Carroll, Minnesota
- 8 DE Fred Robinson, Miami
- 9 G Rick Mallory, Washington
- 10 PK Jim Gallery, Minnesota
- 11 QB Blair Kiel, Notre Dame
- 12 WR Thad Jemison, Ohio St.

1985 (DRAFTED #8)

- 1 DE Ron Holmes, Washington
- 2 traded to Denver in 1984 for QB Steve DeBerg
- 3 LB Ervin Randle, Baylor
- 4 S Mike Heaven, Illinois
- 5 traded to N.Y. Jets in 1984 for RB Scott Dierking
- 6 traded to Cincinnati in 1984 for T Don Swafford
- 7 S Mike Prior, Illinois St.
- 8 WR Phil Freeman, Arizona
- 9 QB Steve Calabria, Colgate
- 10 PK Donald Igwebuikwe, Clemson
- 11 RB Punkin Williams, Memphis
- 12a S Jim Rockford, Oklahoma
- 12b LB Jim Melka, Wisconsin

1986 (DRAFTED ALTERNATELY #2-1)*

- 1a RB Bo Jackson, Auburn
- 1b CB Rod Jones, SMU
- 2a LB Jackie Walker, Jackson St.
- 2b LB Kevin Murphy, Oklahoma
- 3 traded to New Orleans in 1985 for DB Dave Greenwood
- 4 S Craig Swoope, Illinois
- 5 T J.D. Maarleveld, Maryland
- 6a traded to Denver in 1984 for DE Brison Manor
- 6b S Kevin Walker, East Carolina
- 7 traded to Buffalo in 1984 for WR Perry Tuttle
- 8 traded to L.A. Rams in 1985 for CB Ivory Sully
- 9 P Tommy Barnhardt, North Carolina
- 10 DE Ben Reed, Mississippi
- 11 G Mark Drenth, Purdue
- 12a G Clay Miller, Michigan
- 12b RB Mike Crawford, Arizona St.

* First-round pick was first overall because Buffalo's pick was traded to Cleveland and utilized in the 1985 supplemental draft.

1987 (DRAFTED #1)

- 1 QB Vinny Testaverde, Miami
- 2a CB Ricky Reynolds, Wash. St.
- 2b LB Winston Moss, Miami
- 2c RB Don Smith, Mississippi St.
- 3 WR Mark Carrier, Nicholls St.
- 4a LB Don Graham, Penn St.
- 4b TE Ron Hall, Hawaii
- 4c WR Bruce Hill, Arizona St.
- 5a traded to New England in 1986 for 1986 fifth round pick
- 5b LB Henry Rolling, Nevada-Reno
- 5c S Tony Mayes, Kentucky
- 6a traded to Pittsburgh for C Dan Turk
- 6b RB Steve Bartalo, Colorado St.
- 7a NT Curt Jarvis, Alabama
- 7b DE Harry Swayne, Rutgers
- 8a traded to N.Y. Jets in 1986 for T Marvin Powell
- 8b NT Stan Mataele, Arizona
- 9a RB Joe Armentrout, Wisconsin
- 9b P Greg Davis, Citadel
- 10 G Mike Simmonds, Indiana St.
- 11 RB Reggie Taylor, Cincinnati
- 12a DE Scott Cooper, Kearney St.
- 12b QB Mike Shula, Alabama

1988 (DRAFTED ALTERNATELY #4-3-2-5)

- 1 T Paul Gruber, Wisconsin
- 2 RB Lars Tate, Georgia
- 3 exercised in 1987 supplemental draft for NT Dan Sileo, Miami
- 4a DT Robert Goff, Auburn
- 4b G John Bruhin, Tennessee
- 4c traded to New England in 1987 for 1987 fifth round pick
- 4d P Monte Robbins, Michigan
- 5 RB William Howard, Tennessee
- 6a traded to Atlanta for RB Cliff Austin
- 6b DT Shawn Lee, North Alabama
- 7 RB Kerry Goode, Alabama
- 8 RB Anthony Simpson, East Carolina
- 9 DT Reuben Davis, North Carolina
- 10 traded to Pittsburgh in 1987 for S Rick Woods
- 11 WR Frank Pillow, Tennessee St.
- 12 LB Victor Jones, Virginia Tech

1989 (DRAFTED ALTERNATELY #6-5-7)

- 1 LB Broderick Thomas, Nebraska
- 2 WR Danny Peables, North Carolina St.
- 3 traded to New England in 1988 for WR Stephen Starring
- 4 CB Anthony Florence, Bethune Cookman
- 5 RB Jamie Lawson, Nicholls St.
- 6a P Chris Mohr, Alabama
- 6b LB Derrick Little, So. Carolina
- 7 traded to Buffalo in 1988 for LB Eugene Marve
- 8 G Carl Bax, Missouri
- 9 RB Patrick Egu, Nevada-Reno
- 10 T Ty Granger, Clemson
- 11a G Rod Mounts, Texas A&I
- 11b DE Willie Griffin, Nebraska
- 11c WR Herb Duncan, N. Arizona
- 12a traded to Indianapolis in 1988 for QB Joe Ferguson
- 12b CB Terry Young, Georgia Southern

1990 (DRAFTED ALTERNATELY #4-6-5)

- 1 LB Keith McCants, Alabama
- 2 RB Reggie Cobb, Tennessee
- 3 traded to San Diego for RB Gary Anderson
- 4a TE Jesse Anderson, Miss. St.
- 4b C Tony Mayberry, Wake Forest
- 5 G Ian Beckles, Indiana
- 6 RB Derrick Douglas, Louisiana Tech
- 7 DE Donnie Gardner, Kentucky
- 8 traded to L.A. Rams in 1989 for two 1989 11th round picks and a 1989 12th round pick
- 9 DE Terry Cook, Fresno St.
- 10 TE Mike Busch, Iowa St.
- 11 WR Terry Anthony, Florida St.
- 12 QB Todd Hammel, Stephen F. Austin

1991 (DRAFTED ALTERNATELY #7-11-10-9-8)

- 1 T Charles McRae, Tennessee
- 2 traded to San Diego in 1990 for RB Gary Anderson
- 3a WR Lawrence Dawsey, Florida St.
- 3b FB Robert Wilson, Texas A&M
- 4 S Tony Covington, Virginia
- 5a LB Terry Bagsby, East Texas St.
- 5b G Tim Ryan, Notre Dame
- 6 DT Rhett Hall, California
- 7 LB Calvin Tiggie, Georgia Tech
- 8 S Marty Carter, Middle Tenn. St.
- 9 WR/KR Treameille Taylor, Nevada-Reno
- 10a QB Pat O'Hara, USC
- 10b RB Hyland Hickson, Mich. St.
- 11 DT Mike Sunvold, Minnesota
- 12 LB Al Chamblee, Virginia Tech

1992 (DRAFTED ALTERNATELY #2-4-3)

- 1 traded to Indianapolis in 1990 for QB Chris Chandler
- 2 WR Courtney Hawkins, Michigan St.
- 3a DT Mark Wheeler, Texas A&M
- 3b TE Tyji Armstrong, Mississippi
- 4 QB Craig Erickson, Miami
- 5a CB Rogerick Green, Kansas St.
- 5b DT Santana Dotson, Baylor
- 6 LB James Malone, UCLA
- 7 S Ken Swilling, Georgia Tech
- 8a FB Anthony McDowell, Texas Tech
- 8b QB Mike Pawlawski, California
- 9 traded to Minnesota for LB Jimmy Williams
- 10 LB Elijah Alexander, Kansas St.
- 11 RB Mazio Royster, USC
- 12 P Klaus Wilmsmeyer, Louisville

**1993 (DRAFTED
ALTERNATELY
#6-5-8-7)**

- 1 DE Eric Curry, Alabama
- 2 LB Demetrius DuBose, Notre Dame
- 3a WR Lamar Thomas, Miami
- 3b S John Lynch, Stanford
- 4a FB Rudy Harris, Clemson
- 4b WR Horace Copeland, Miami
- 5 awarded to Green Bay as compensation for RB Vince Workman
- 6 DE Chidi Ahanotu, California
- 7 WR Tyree Davis, Central Ark.
- 8a WR Darrick Branch, Hawaii
- 8b PK Daron Alcorn, Akron

**1994 (DRAFTED
ALTERNATELY
#6-5-4)**

- 1 QB Trent Dilfer, Fresno St.
- 2 RB Errict Rhett, Florida
- 3 TE Harold Bishop, LSU
- 4 traded to Dallas for S Thomas Everett
- 5 T Pete Pierson, Washington
- 6 LB Bernard Carter, East Carolina
- 7 C Jim Pyne, Virginia Tech

**1995 (DRAFTED
ALTERNATELY
#7-6-5)**

- 1a DT Warren Sapp, Miami
- 1b LB Derrick Brooks, Florida St.
- 2 S Melvin Johnson, Kentucky
- 3 traded to Philadelphia
- 4 CB Jerry Wilson, Southern
- 5 CB Clifton Abraham, Florida St.
- 6 LB Wardell Rouse, Clemson
- 7a G/T Stephen Ingram, Maryland
- 7b DE Jeffrey Rodgers, Texas A&M-Kingsville

**1996 (DRAFTED
ALTERNATELY
#12-11-10-9-8-13)**

- 1a DE Regan Upshaw, California
- 1b DT Marcus Jones, North Carolina
- 2a FB Mike Alstott, Purdue
- 2b traded to San Diego for 1997 first round pick
- 3 CB Donnie Abraham, East Tennessee St.
- 4a T Jason Odom, Florida
- 4b S Eric Austin, Jackson St.
- 5 DT Jason Maniecki, Wisconsin
- 6 WR Nilo Silvan, Tennessee
- 7 CB Reggie Rusk, Kentucky

**1997 (DRAFTED
ALTERNATELY
#8-7-6)**

- 1a RB Warrick Dunn, Florida St.
- 1b WR Reidel Anthony, Florida
- 2 T Jerry Wunsch, Wisconsin
- 3a G Frank Middleton, Arizona
- 3b CB Ronde Barber, Virginia
- 4a traded to N.Y. Jets
- 4b LB Alshermund Singleton, Temple
- 5 TE Patrick Hape, Alabama
- 6a CB Al Harris, Texas A&M-Kingsville
- 6b WR Nigea Carter, Michigan St.
- 7 DT Anthony DeGrate, Stephen F. Austin

**1998 (DRAFTED
ALTERNATELY
#23-22)**

- 1 traded to Oakland for two 1998 second round picks
- 2a WR Jacquez Green, Florida
- 2b CB Brian Kelly, USC
- 2c traded to San Diego for 2000 first round pick
- 3 LB Jamie Duncan, Vanderbilt
- 4a C/G Todd Washington, Virginia Tech
- 4b traded to Atlanta
- 5 traded to N.Y. Jets for FB Lorenzo Neal
- 6a DT James Cannida, Nevada Reno
- 6b S Shevin Smith, Florida St.
- 7 DE Chance McCarty, Texas Christian

**1999 (DRAFTED
ALTERNATELY
#15-19-18-17-16)**

- 1 DT Anthony McFarland, LSU
- 2 QB Shaun King, Tulane
- 3 K Martin Gramatica, Kansas St.
- 4 S Dexter Jackson, Florida St.
- 5 DE John McLaughlin, California
- 6a traded to Baltimore for QB Eric Zeier
- 6b FB Lamarr Glenn, Florida St.
- 7a G/T Robert Hunt, Virginia
- 7b RB Autry Denson, Notre Dame
- 7c WR Darnell McDonald, Kansas St.

**2000 (DRAFTED
ALTERNATELY
#27-26)**

- 1a traded to N.Y. Jets for WR Keyshawn Johnson
- 1b traded to N.Y. Jets (see pick 1a)
- 2 G Cosey Coleman, Tennessee
- 3 LB Nate Webster, Miami
- 4 traded to Carolina
- 5 TE James Whalen, Kentucky
- 6 S David Gibson, USC
- 7 QB Joe Hamilton, Georgia Tech

**2001 (DRAFTED
ALTERNATELY
#21-20-23-22)**

- 1 T Kenyatta Walker, Florida
- 2 traded to Buffalo
- 3 CB Dwight Smith, Akron
- 4 S John Howell, Colorado St.
- 5 G Russ Hochstein, Nebraska
- 6a FB Jameel Cook, Illinois
- 6b DE Ellis Wyms, Mississippi St.
- 7a TE Dauntaé Finger, North Carolina
- 7b S Than Merrill, Yale
- 7c DE Joe Tafoya, Arizona

2002 (DRAFTED #21)

- 1 traded to Oakland for head coach Jon Gruden
- 2 traded to Oakland (see pick 1)
- 3 WR Marquise Walker, Michigan
- 4 RB Travis Stephens, Tennessee
- 5 S Jermaine Phillips, Georgia
- 6 DE John Stamper, South Carolina
- 7a CB Tim Wansley, Georgia
- 7b TE Tracey Wistrom, Nebraska
- 7c WR Aaron Lockett, Kansas St.
- 7d C Zack Quaccia, Stanford

2003 (DRAFTED #32)

- 1 traded to Oakland in 2002 for head coach Jon Gruden
- 2 DE Dewayne White, Louisville
- 3 QB Chris Simms, Texas
- 4a T Lance Nimmo, West Virginia
- 4b C Austin King, Northwestern
- 5 G Sean Mahan, Notre Dame
- 6 CB Torrie Cox, Pittsburgh
- 7 traded to Miami in 2002 for T Cornell Green

2004 (DRAFTED #15)

- 1 WR Michael Clayton, LSU
- 2 traded to Oakland in 2002 for head coach Jon Gruden
- 3 LB Marquis Cooper, Washington
- 4 S Will Allen, Ohio St.
- 5 G Jeb Terry, North Carolina
- 6 TE Nate Lawrie, Yale
- 7a WR Mark Jones, Tennessee
- 7b FB Casey Cramer, Dartmouth
- 7c CB Lenny Williams, Southern

**2005 (DRAFTED
ALTERNATELY
#5-4-7-6)**

- 1 RB Carnell Williams, Auburn
- 2 LB Barrett Ruud, Nebraska
- 3a TE Alex Smith, Stanford
- 3b T Chris Colmer, North Carolina St.
- 4 G Dan Bunnning, Wisconsin
- 5a S Donte Nicholson, Oklahoma
- 5b WR Larry Brackins, Pearl River CC
- 6a DT Anthony Bryant, Alabama
- 6b traded to Cleveland for QB Luke McCown
- 7a FB Rick Razzano, Mississippi
- 7b WR Paris Warren, Utah
- 7c S Hamza Abdullah, Washington St.
- 7d WR J.R. Russell, Louisville

**2006 (DRAFTED
ALTERNATELY
#23-27-26-25-24)**

- 1 G/T Davin Joseph, Oklahoma
- 2 T Jeremy Trueblood, Boston College
- 3 WR Maurice Stovall, Notre Dame
- 4 CB Alan Zemaitis, Penn St.
- 5 DT/DE Julian Jenkins, Stanford
- 6a traded to San Francisco for QB Tim Rattay
- 6b QB Bruce Gradkowski, Toledo
- 6c TE T.J. Williams, North Carolina St.
- 7a CB Justin Phinisee, Oregon
- 7b DE Charles Bennett, Clemson
- 7c TE Tim Massaquoi, Michigan

**2007 (DRAFTED
ALTERNATELY
#4-3)**

- 1 DE Gaines Adams, Clemson
- 2a G Arron Sears, Tennessee
- 2b S Sabby Piscitelli, Oregon St.
- 3 LB Quincy Black, New Mexico
- 4 S Tanard Jackson, Syracuse
- 5 DT Greg Peterson, North Carolina Central
- 6a traded to N.Y. Jets in 2006 for TE Doug Jolley
- 6b LB Adam Hayward, Portland St.
- 7a T Chris Denman, Fresno St.
- 7b CB Marcus Hamilton, Virginia
- 7c RB Kenneth Darby, Alabama

**2008 (DRAFTED
ALTERNATELY
#20-21)**

- 1 CB Aqib Talib, Kansas
- 2 WR Dexter Jackson, Appalachian St.
- 3 OG Jeremy Zuttah, Rutgers
- 4 DT Dre Moore, Maryland
- 5 QB Josh Johnson, San Diego
- 6a LB Geno Hayes, Florida St.
- 6b traded to Kansas City in 2007 for RB Michael Bennett
- 7a traded to Denver in 2007 for QB Jake Plummer
- 7b RB Cory Boyd, South Carolina

**2009 (DRAFTED
ALTERNATELY
#19-18-17-20)**

- 1 QB Josh Freeman, Kansas State
- 2 traded to Cleveland for TE Kellen Winslow
- 3 DT Roy Miller, Texas
- 4 DE Kyle Moore, USC
- 5 T Xavier Fulton, Illinois
- 6 traded to Cleveland
- 7a CB E.J. Biggers, Western Michigan
- 7b traded to Pittsburgh for C/G Sean Mahan
- 7c traded to Dallas
- 7d WR Sammie Stroughter, Oregon State

2010 (DRAFTED #3)

- 1 DT Gerald McCoy, Oklahoma
- 2a DT Brian Price, UCLA
- 2b WR Arrelious Benn, Illinois
- 3 CB Myron Lewis, Vanderbilt
- 4 WR Mike Williams, Syracuse
- 5a traded to Cleveland in 2009 for TE Kellen Winslow
- 5b traded to Oakland
- 6 P Brent Bowden, Virginia Tech
- 7a S Cody Grimm, Virginia Tech
- 7b LB Dekoda Watson, Florida State
- 7c DE Erik Lorig, Stanford

**2011 (DRAFTED
ALTERNATELY
#20-19)**

- 1 DE Adrian Clayborn, Iowa
- 2 DE Da'Quan Bowers, Clemson
- 3 LB Mason Foster, Washington
- 4 TE Luke Stocker, Tennessee
- 5 S Ahmad Black, Florida
- 6a traded to Philadelphia in 2010 for WR Reggie Brown
- 6b RB Allen Bradford, USC
- 7a CB Anthony Gaitor, Florida International
- 7b TE Daniel Hardy, Idaho

**2012 (DRAFTED
ALTERNATELY
#5-4)**

- 1a S Mark Barron, Alabama
- 1b RB Doug Martin, Boise State
- 2 LB Lavonte David, Nebraska
- 5 LB Najee Goode, West Virginia
- 6 DB Keith Tandy, West Virginia
- 7a RB Michael Smith, Utah State
- 7b TE Drake Dunsmore, Northwestern

**2013 (DRAFTED
ALTERNATELY
#13-11, 15-14)**

- 1 traded to New York Jets for CB Darrelle Revis
- 2 CB Johnthan Banks, Mississippi State
- 3 QB Mike Glennon, North Carolina State
- 4a DT Akeem Spence, Illinois
- 4b DE William Gholston, Michigan State
- 5 DE Steven Means, Buffalo
- 6 RB Mike James, Miami (FL)
- 7 traded to Philadelphia

**2014 (DRAFTED
ALTERNATELY
#7-3)**

- 1 WR Mike Evans, Texas A&M
- 2 TE Austin Seferian-Jenkins, Washington
- 3 RB Charles Sims, West Virginia
- 4 traded in 2013 to New York Jets for CB Darrelle Revis
- 5a G Kadeem Edwards, Tennessee State
- 5b T Kevin Pamphile, Purdue
- 6 traded to Chicago for G/T Gabe Carimi
- 6 WR Robert Herron, Wyoming
- 7 traded to Buffalo

**2015 (DRAFTED
ALTERNATELY
#1-2)**

- 1 QB Jameis Winston, Florida State
- 2a T Donovan Smith, Penn State
- 2b G Ali Marpet, Hobart
- 3 traded to Indianapolis
- 4a traded to New England for G Logan Mankins
- 4b LB Kwon Alexander, LSU
- 5a traded to Buffalo
- 5b WR Kenny Bell, Nebraska
- 6a traded to New England
- 6b WR Kaelin Clay, Utah
- 7a traded to Oakland
- 7b FB Joey Iosefa, Hawaii

**2016 (DRAFTED
ALTERNATELY
#9-8-11-10)**

- 1 CB Vernon Hargreaves III, Florida
- 2a DE Noah Spence, Eastern Kentucky
- 2b K Roberto Aguayo, Florida State
- 3 Traded to Kansas City
- 4 DB Ryan Smith, North Carolina Central
- 5 OL Caleb Benenoch, UCLA
- 6a LB Devante Bond, Oklahoma
- 6b TE Danny Vitale, Northwestern

**2017 (DRAFTED
ALTERNATELY
#19-18-20)**

- 1 TE O.J. Howard, Alabama
- 2 S Justin Evans, Texas A&M
- 3a WR Chris Godwin, Penn State
- 3b LB Kendall Beckwith, LSU
- 4 Traded to L.A. Rams through N.Y. Jets
- 5 RB Jeremy McNichols, Boise State
- 6 Traded to N.Y. Jets
- 7a DT Stevie Tu'ikolovatu, USC
- 7b Traded to Miami

**2018 (DRAFTED
ALTERNATELY
#7-6-5-8)**

- 1 DT Vita Vea, Washington
- 2a RB Ronald Jones, USC
- 2b CB M.J. Stewart, North Carolina
- 2c CB Carlton Davis, Auburn
- 3 G Alex Cappa, Humboldt State
- 4 S Jordan Whitehead, Pittsburgh
- 5 WR Justin Watson, Pennsylvania
- 6 LB Jack Cichy, Wisconsin

**2019 (DRAFTED
ALTERNATELY
#5-7-6)**

- 1 LB Devin White, LSU
- 2 CB Sean Bunting, Central Michigan
- 3a Traded to Los Angeles Rams
- 3b CB Jamel Dean, Auburn
- 3c S Mike Edwards, Kentucky
- 4 DE Anthony Nelson, Iowa
- 5 K Matt Gay, Utah
- 6a Traded to Arizona
- 6b WR Scotty Miller, Bowling Green
- 7a DL Terry Beckner, Missouri
- 7b Traded to Pittsburgh

**2020 (DRAFTED
ALTERNATELY
#14-13-12-11-16-15)**

- 1 OT Tristan Wirfs, Iowa
- 2 S Antoine Winfield Jr., Minnesota
- 3 RB Ke'Shawn Vaughn, Vanderbilt
- 4 Traded to New England for TE Rob Gronkowski
- 5 WR Tyler Johnson, Minnesota
- 6 DL Khalil Davis, Nebraska
- 7a LB Chapelle Russell, Temple
- 7b RB Raymond Calais, Louisiana-Lafayette

2021 (DRAFTED #32)

- 1 OLB Joe Tryon, Washington
- 2 QB Kyle Trask, Florida
- 3 OL Robert Hainsey, Notre Dame
- 4 WR Jaelon Darden, North Texas
- 5 LB K.J. Britt, Auburn
- 7a CB Chris Wilcox, BYU
- 7b LB Grant Stuard, Houston

**2022 (DRAFTED
ALTERNATELY
#27-28)**

- 1 Traded to Jacksonville
- 2a DL Logan Hall, Houston
- 2b OL Luke Goedeke, C. Michigan
- 3 RB Rachaad White, Arizona St.
- 4a TE Cade Otton, Washington
- 4b P Jake Camarda, Georgia
- 5 CB Zyon McCollum, Sam Houston
- 6 TE Ko Kieft, Minnesota
- 7 OLB Andre Anthony, LSU

2023 (DRAFTED #19)

- 1 DL Calijah Kancey, Pittsburgh
- 2 OL Cody Mauch, North Dakota St.
- 3 OLB Yaya Diaby, Louisville
- 5a LB SirVocea Dennis, Pittsburgh
- 5b TE Payne Durham, Purdue
- 6a DB Josh Hayes, Kansas St.
- 6b WR Trey Palmer, Nebraska
- 6c OLB Jose Ramirez, E. Michigan

**2024 (DRAFTED
ALTERNATELY
#26-25)**

- 1 C Graham Barton, Duke
- 2 OLB Chris Braswell, Alabama
- 3a DB Tykee Smith, Georgia
- 3b WR Jalen McMillan, Washington
- 4 RB Bucky Irving, Oregon
- 5 Traded to Philadelphia
- 6 OL Elijah Klein, UTSA
- 7 TE Devin Culp, Washington

BUCCANEERS IN FREE AGENCY

Includes only unrestricted and restricted free agents

FREE AGENTS SIGNED

PLAYER	TEAM
1989 (6)	
LB Sam Anno	Minnesota
QB Kerwin Bell	Atlanta
CB Sherman Cocroft	Buffalo
WR Willie Drewrey	Houston
RB Sylvester Stamps	Atlanta
CB Sidney Johnson	Kansas City
1990 (5)	
LB Adam Bob	N.Y. Jets
CB Evan Cooper	Atlanta
T Scott Dill	Phoenix
CB Eric Everett	Philadelphia
CB Rodney Rice	New England
1991 (4)	
CB William Frizzell	Philadelphia
DE Marlon Jones	Cleveland
RB Jamie Lawson	New England
DE Derrell Robertson	Detroit
1992 (10)	
LB Ed Brady	Cincinnati
LB Reggie Burnette	Green Bay
QB Steve DeBerg	Kansas City
T John Hunter	Atlanta
S Joe King	Cleveland
CB Sammy Lilly	L.A. Rams
CB Milton Mack	New Orleans
G Bruce Reimers	Cincinnati
P Dan Stryzinski	Pittsburgh
PK Ken Willis	Dallas
1993 (8)	
S Barney Bussey	Cincinnati
S Jerry Gray	Houston
CB Martin Mayhew	Washington
T Anthony Munoz	Cincinnati
LB Hardy Nickerson	Pittsburgh
QB Mark Vlasic	Kansas City
LB Van Waiters	Minnesota
RB Vince Workman*	Green Bay
1994 (7)	
CB Charles Dimry	Denver
TE Jackie Harris*	Green Bay
DE Jeff Hunter	Miami
T Tim Irwin	Minnesota
LB Lonnie Marts	Kansas City
CB Mike McGruder	San Francisco
CB Tony Stargell	Indianapolis

FREE AGENTS LOST

PLAYER	TEAM
1989 (8)	
RB Kerry Goode	Denver
RB Bobby Howard	Green Bay
LB Victor Jones	Detroit
TE Calvin Magee	Houston
RB Jeff Smith	Green Bay
C Kevin Thomas	Seattle
LB Jackie Walker	N.Y. Jets
LB Chris Washington	San Francisco
1990 (7)	
CB Sherman Cocroft	Detroit
CB Donnie Elder	Miami
TE William Harris	Green Bay
G Mike Simmonds	San Diego
RB Don Smith	Buffalo
DE Rhondy Weston	Cleveland
RB James Wilder	Washington
1991 (7)	
LB Sidney Coleman	Phoenix
RB Derrick Douglas	Green Bay
CB Odie Harris	Dallas
WR Frank Pillow	Detroit
DT Benji Roland	Atlanta
T Harry Swayne	San Diego
DT Willie Wyatt	Pittsburgh
1992 (10)	
LB Sam Anno	San Diego
G John Bruhin	Philadelphia
QB Jeff Carlson	N.Y. Giants
PK Steve Christie	Buffalo
CB Alonzo Hampton	Cleveland
LB Eugene Marve	San Diego
NT Gerald Nichols	Miami
QB Pat O'Hara	San Diego
P Mark Royals	Pittsburgh
TE Ed Thomas	Buffalo
1993 (2)	
QB Vinny Testaverde	Cleveland
WR Mark Carrier	Cleveland
1994 (6)	
RB Reggie Cobb	Green Bay
LB Darrick Brownlow	Dallas
DT Rhett Hall	San Francisco
TE Ron Hall	Detroit
CB Ricky Reynolds	New England
DT Ray Seals	Pittsburgh

FREE AGENTS SIGNED

PLAYER

TEAM

1995 (6)

S	John Booty	N.Y. Giants
S	Kenneth Gant	Dallas
WR	Alvin Harper	Dallas
P	Reggie Roby	Washington
DT	Marc Spindler	Detroit
KR	Clarence Verdin	Atlanta

1996 (4)

T	Scott Adams	Chicago
CB	Tyrone Legette	New Orleans
CB	Jay Taylor	Kansas City
RB	LeRoy Thompson	Kansas City

1997 (1)

QB	Steve Walsh	St. Louis
----	-------------	-----------

1998 (2)

WR	Bert Emanuel*	Atlanta
T	Jason Mathews	Indianapolis

1999 (0)

None

2000 (2)

C	Jeff Christy	Minnesota
RB	Jerry Ellison	New England

2001 (2)

QB	Brad Johnson	Washington
DE	Simeon Rice	Arizona

2002 (5)

TE	Marco Battaglia	Washington
G	Kerry Jenkins	N.Y. Jets
WR	Joe Jurevicius	N.Y. Giants
RB	Michael Pittman	Arizona
DE	Greg Spires	Cleveland

2003 (2)

C	John Wade	Jacksonville
G	Jason Whittle	N.Y. Giants

2004 (14)

RB	Brandon Bennett	Cincinnati
P	Josh Bidwell	Green Bay
LB	Keith Burns	Denver
FB	Greg Comella	Houston
CB	Mario Edwards	Dallas
RB	Charlie Garner	Oakland
QB	Jason Garrett	N.Y. Giants
LB	Ian Gold	Denver
LB	Jeff Gooch	Detroit
DE	Lamar King	Seattle
CB	Tommy Knight	Baltimore
G	Matt O'Dwyer	Cincinnati
DT	Darrell Russell	Washington
G	Matt Stinchcomb	Oakland

FREE AGENTS LOST

PLAYER

TEAM

1995 (5)

LB	Jeff Brady	Minnesota
S	Marty Carter	Chicago
S	Tony Covington	Seattle
P	Dan Stryzinski	Atlanta
KR	Vernon Turner	Carolina

1996 (7)

DT	Santana Dotson	Green Bay
CB	Mike McGruder	New England
G	Charles McRae	Oakland
QB	Todd Philcox	Jacksonville
G	Mike Sullivan	Chicago
DT	Mark Wheeler	New England
S	Curtis Buckley*	San Francisco

1997 (4)

G	Ian Beckles	Philadelphia
LB	Demetrius DuBose	N.Y. Jets
LB	Lonnie Marts	Houston
WR	Courtney Hawkins	Pittsburgh

1998 (4)

DE	Eric Curry	Green Bay
TE	Jackie Harris	Tennessee
P	Sean Landeta	Green Bay
LG	Jim Pyne	Detroit

1999 (0)

None

2000 (2)

QB	Trent Dilfer	Baltimore
LB	Hardy Nickerson	Jacksonville

2001 (5)

LB	Don Davis	St. Louis
TE	Patrick Hape	Denver
DT	Tyoka Jackson	St. Louis
G	Frank Middleton	Oakland
S	Damien Robinson	N.Y. Jets

2002 (9)

RB	Rabih Abdullah	Chicago
WR	Reidel Anthony	Washington
K	Doug Brien	Minnesota
DT	James Cannida	Indianapolis
LB	Jamie Duncan	St. Louis
WR	Warrick Dunn	Atlanta
WR	Jacquez Green	Washington
T	Pete Pierson	Indianapolis
DE	Steve White	N.Y. Jets

2003 (3)

S	Dexter Jackson	Arizona
QB	Rob Johnson	Washington
LB	Alshermond Singleton	Dallas

FREE AGENTS SIGNED

PLAYER

TEAM

2005 (2)

TE	Anthony Becht	N.Y. Jets
DT	Chris Hovan	Minnesota

2006 (4)

WR	David Boston	Miami
G	Toniu Fonoti	Minnesota
T	Torrin Tucker*	Dallas
LB	Jamie Winborn	Jacksonville

2007 (5)

FB	B.J. Askew	N.Y. Jets
DE/LB	Patrick Chukwurah	Denver
QB	Jeff Garcia	Philadelphia
LB	Cato June	Indianapolis
TE	Jerramy Stevens	Seattle

2008 (9)

DE	Marques Douglas	San Francisco
C	Jeff Faine	New Orleans
TE	John Gilmore	Chicago
LB	Leon Joe	Buffalo
LB	Teddy Lehman	Detroit
LB	Matt McCoy	New Orleans
TE	Ben Troupe	Tennessee
DE	Jimmy Wilkerson	Kansas City
DB	Eugene Wilson	New England

2009 (4)

LB	Angelo Crowell	Buffalo
QB	Byron Leftwich	Pittsburgh
K	Mike Nugent	N.Y. Jets
RB	Derrick Ward	N.Y. Giants

2010 (1)

S	Sean Jones	Philadelphia
---	------------	--------------

2011 (3)

P	Michael Koenen	Atlanta
DT	John McCargo	Buffalo
CB	Ashton Youboty	Buffalo

2012 (8)

DT	Gary Gibson	St. Louis
DL	Wallace Gilberry	Kansas City
WR	Vincent Jackson	San Diego
T	Jamon Meredith	Pittsburgh
G	Carl Nicks	New Orleans
DT	Amobi Okoye	Chicago
QB	Dan Orlovsky	Indianapolis
CB	Eric Wright	Detroit

2013 (5)

LB	Jonathan Casillas	New Orleans
TE	Tom Crabtree	Green Bay
S	Dashon Goldson	San Francisco
DT	Derek Landri	Philadelphia
WR	Kevin Ogletree	Dallas

FREE AGENTS LOST

PLAYER

TEAM

2004 (8)

T	Cornell Green	Denver
RB	Thomas Jones	Chicago
QB	Shaun King	Arizona
DT	Warren Sapp	Oakland
RB	Aaron Stecker	New Orleans
P	Tom Tupa	Washington
LB	Nate Webster	Cincinnati
TE	Todd Yoder	Jacksonville

2005 (6)

LB	Keith Burns	Denver
G	Cosey Coleman	Cleveland
DT	Chartric Darby	Seattle
WR	Charles Lee	Arizona
G	Matt O'Dwyer	Green Bay
S	Dwight Smith	New Orleans

2006 (3)

FB	Jameel Cook	Houston
S	Dexter Jackson	Cincinnati
T	Todd Steussie	St. Louis

2007 (3)

T	Cornell Green	Oakland
G/C	Sean Mahan	Pittsburgh
DE	Dewayne White	Detroit

2008 (7)

TE	Anthony Becht	St. Louis
WR	Mark Jones	San Diego
CB	Brian Kelly	Detroit
C	Matt Lehr	New Orleans
S	Kalvin Pearson*	Detroit
RB	Michael Pittman	Denver
C	John Wade	Oakland

2009 (2)

DT	Jovan Haye	Tennessee
CB	Phillip Buchanon	Detroit

2010 (3)

S	Will Allen	Pittsburgh
WR	Antonio Bryant	Cincinnati
DE	Jimmy Wilkerson	New Orleans

2011 (6)

TE	John Gilmore	Pittsburgh
LB	Niko Koutouvides	New England
LB	Barrett Ruud	Tennessee
WR	Maurice Stovall	Detroit
DE	Stylez G. White	Minnesota
RB	Carnell Williams	St. Louis

FREE AGENTS SIGNED

PLAYER TEAM

2014 (13)

T	Anthony Collins	Cincinnati
G	Oniel Cousins	Cleveland
C	Evan Dietrich-Smith	Green Bay
LB	Dane Fletcher	New England
WR	Lavelle Hawkins	San Diego
CB	Mike Jenkins	Oakland
DE	Michael Johnson	Cincinnati
QB	Josh McCown	Chicago
DT	Clinton McDonald	Seattle
WR	Louis Murphy Jr.	N.Y. Giants
TE	Brandon Myers	N.Y. Giants
CB	Alterraun Verner	Tennessee
S	Major Wright	Chicago

2015 (5)

LB	Bruce Carter	Dallas
S	Chris Conte	Chicago
LB	Larry Dean	Buffalo
DT	Henry Melton	Dallas
CB	Sterling Moore	Dallas

2016 (4)

P	Bryan Anger	Jacksonville
DE	Robert Ayers Jr.	N.Y. Giants
CB	Josh Robinson	Minnesota
G	J.R. Sweezy	Seattle

2017 (4)

DT	Chris Baker	Washington
WR	DeSean Jackson	Washington
CB	Robert McClain	L.A. Chargers
S	J.J. Wilcox	Dallas

2018 (5)

DT	Beau Allen	Philadelphia
K	Chandler Catanzaro	N.Y. Jets
DE	Vinny Curry	Philadelphia
C	Ryan Jensen	Baltimore
DT	Mitch Unrein	Chicago

2019 (5)

LB	Shaquil Barrett	Denver
LB	Deone Bucannon	Arizona
QB	Blaine Gabbert	Tennessee
WR	Breshad Perriman	Cleveland
P	Bradley Pinion	San Francisco

2020 (3)

QB	Tom Brady	New England
TE	Rob Gronkowski	New England
OL	Joe Haeg	Indianapolis

*denotes restricted free agents

FREE AGENTS LOST

PLAYER TEAM

2012 (7)

LB	Geno Hayes	Chicago
QB	Josh Johnson	San Francisco
S	Sean Jones	Detroit
T	James Lee	Washington
S	Corey Lynch	San Diego
CB	Elbert Mack	New Orleans
WR	Micheal Spurlock	San Diego

2013 (4)

DE	Michael Bennett	Seattle
CB	E.J. Biggers	Washington
DT	Roy Miller	Jacksonville
T	Jeremy Trueblood	Washington

2014 (6)

LB	Adam Hayward	Washington
G/C	Ted Larsen	Arizona
FB	Erik Lorig	New Orleans
QB	Dan Orlovsky	Detroit
WR	Tiquan Underwood	Carolina
LB	Dekoda Watson	Jacksonville

2015 (3)

DE	Adrian Clayborn	Atlanta
LB	Dane Fletcher	New England
LB	Mason Foster	Chicago

2016 (2)

CB	Sterling Moore	Buffalo
RB	Bobby Rainey	N.Y. Giants

2017 (4)

QB	Mike Glennon	Chicago
S	Bradley McDougald	Seattle
WR	Russell Shepard	Carolina
DT	Akeem Spence	Detroit

2018 (2)

DT	Clinton McDonald	Denver
G	Kevin Pamphile	Tennessee

2019 (6)

S	Andrew Adams	Detroit
LB	Kwon Alexander	San Francisco
QB	Ryan Fitzpatrick	Miami
WR	Adam Humphries	Tennessee
S	Josh Shaw	Arizona
LB	Adarius Taylor	Cleveland

2020 (5)

DL	Beau Allen	New England
RB	Peyton Barber	Washington
LB	Carl Nassib	Las Vegas
WR	Breshad Perriman	New York Jets
QB	Jameis Winston	New Orleans

FREE AGENTS SIGNED

PLAYER

TEAM

2021 (0)

None

2022 (3)

WR	Russell Gage Jr.	Atlanta
DL	Akiem Hicks	Chicago
S	Keanu Neal	Dallas

2023 (6)

RB	Chase Edmonds	Denver
DL	Greg Gaines	L.A. Rams
QB	Baker Mayfield	L.A. Rams
K	Chase McLaughlin	Indianapolis
S	Ryan Neal	Seattle
QB	John Wolford	L.A. Rams

2024 (5)

OL	Ben Bredeson	N.Y. Giants
OLB	Randy Gregory	San Francisco
CB	Bryce Hall	N.Y. Jets
OL	Sua Opeta	Philadelphia
CB	Tavierre Thomas	Houston
S	Jordan Whitehead	N.Y. Jets

*denotes restricted free agents

FREE AGENTS LOST

PLAYER

TEAM

2021 (4)

S	Andrew Adams	Philadelphia
TE	Antony Auclair	Houston
T	Joe Haeg	Pittsburgh
CB	Ryan Smith	L.A. Chargers

2022 (4)

G	Alex Cappa	Cincinnati
TE	O.J. Howard	Buffalo
RB	Ronald Jones II	Kansas City
S	Jordan Whitehead	N.Y. Jets

2023 (7)

S	Mike Edwards	Kansas City
QB	Blaine Gabbert	Kansas City
WR	Scotty Miller	Atlanta
CB	Sean Murphy-Bunting	Tennessee
S	Keanu Neal	Pittsburgh
DL	Rakeem Nunez-Roches	N.Y. Giants
T	Josh Wells	Jacksonville

2024 (6)

CB	Dee Delaney	Buffalo
LB	Cam Gill	Carolina
OL	Nick Leverett*	New England
WR	David Moore	Carolina
G	Aaron Stinnie	N.Y. Giants
LB	Devin White	Philadelphia

*denotes restricted free agents

YEAR-BY-YEAR LEADERS

RUSHING (Yards)

YEAR	PLAYER	ATT.	YDS.	AVG.	LG	TD
1976	Louis Carter	171	521	3.0	26	1
1977	Ricky Bell	148	436	2.9	20	1
1978	Ricky Bell	185	679	3.7	56	6
1979	Ricky Bell	283	1,263	4.5	49	7
1980	Ricky Bell	174	599	3.4	40	2
1981	Jerry Eckwood	172	651	3.8	59	2
1982	James Wilder	83	324	3.9	47	3
1983	James Wilder	61	640	4.0	75t	4
1984	James Wilder	407	1,544	3.8	37	13
1985	James Wilder	365	1,300	3.6	28	10
1986	James Wilder	190	704	3.7	45t	2
1987	James Wilder	106	488	4.6	21	0
1988	Lars Tate	122	467	3.8	47t	7
1989	Lars Tate	167	589	3.5	48	8
1990	Gary Anderson	166	646	3.9	22	3
1991	Reggie Cobb	196	752	3.8	59t	7
1992	Reggie Cobb	310	1,171	3.8	25	9
1993	Reggie Cobb	221	658	3.0	16	3
1994	Errict Rhett	284	1,011	3.6	27	7
1995	Errict Rhett	332	1,207	3.6	21	11
1996	Errict Rhett	176	539	3.1	35	3
1997	Warrick Dunn	224	978	4.4	76	4
1998	Warrick Dunn	245	1,026	4.2	50	2
1999	Mike Alstott	242	949	3.9	30	7
2000	Warrick Dunn	248	1,133	4.6	70t	8
2001	Mike Alstott	165	680	4.1	39t	10
2002	Michael Pittman	204	718	3.5	21	1
2003	Michael Pittman	187	751	4.0	17	0
2004	Michael Pittman	219	926	4.2	78t	7
2005	Carnell Williams	290	1,178	4.1	71t	6
2006	Carnell Williams	225	798	3.5	38	1
2007	Earnest Graham	222	898	4.0	28t	10
2008	Warrick Dunn	186	786	4.2	40	2
2009	Carnell Williams	211	823	3.9	35	4
2010	LeGarrette Blount	201	1,007	5.0	53	6
2011	LeGarrette Blount	184	781	4.2	54t	5
2012	Doug Martin	319	1,454	4.6	70t	11
2013	Bobby Rainey	137	532	3.9	80t	5
2014	Doug Martin	134	494	3.7	63	2
2015	Doug Martin	288	1,402	4.9	84	6
2016	Jacquizz Rodgers	129	560	4.3	45	2
2017	Peyton Barber	108	423	3.9	34	3
2018	Peyton Barber	234	871	3.7	28	5
2019	Ronald Jones II	172	724	4.2	49	6
2020	Ronald Jones II	192	978	5.1	98t	7
2021	Leonard Fournette	180	812	4.5	47t	8
2022	Leonard Fournette	189	668	3.5	23	3
2023	Rachaad White	272	990	3.6	38	6

PASSING

YEAR	PLAYER	ATT.	COMP.	YDS.	PCT.	TD	INT.	RATING
1976	Steve Spurrier	311	156	1,628	50.2	7	12	57.1
1977	Gary Huff	138	67	889	48.6	3	13	37.0
1978	Doug Williams	194	73	1,170	37.6	7	8	53.5
1979	Doug Williams	387	166	2,448	41.8	18	24	52.6
1980	Doug Williams	521	254	3,396	48.8	20	16	69.7
1981	Doug Williams	471	238	3,563	50.5	19	14	76.5
1982	Doug Williams	307	164	2,071	53.4	9	11	69.4
1983	Jack Thompson	423	249	2,906	58.9	18	21	73.3
1984	Steve DeBerg	509	308	3,554	60.5	19	18	79.3
1985	Steve DeBerg	370	197	2,488	53.2	19	18	71.3
1986	Steve Young	363	195	2,382	53.7	8	13	65.5
1987	Steve DeBerg	275	159	1,891	57.8	14	7	85.3
1988	Vinny Testaverde	466	222	3,240	47.6	13	35	48.8
1989	Vinny Testaverde	480	258	3,133	53.8	20	22	68.9
1990	Vinny Testaverde	365	203	2,818	55.6	17	18	75.6
1991	Vinny Testaverde	326	166	1,994	50.9	8	15	59.0
1992	Vinny Testaverde	358	206	2,554	57.5	14	16	74.2
1993	Craig Erickson	457	233	3,054	51.0	18	21	66.4
1994	Craig Erickson	399	225	2,919	56.4	16	10	82.5
1995	Trent Dilfer	415	224	2,774	54.0	4	18	60.1
1996	Trent Dilfer	482	267	2,859	55.4	12	19	64.8
1997	Trent Dilfer	386	217	2,555	56.2	21	11	82.8
1998	Trent Dilfer	429	225	2,729	52.4	21	15	74.0
1999	Trent Dilfer	244	146	1,619	59.8	11	11	75.8
2000	Shaun King	428	233	2,769	54.4	18	13	75.8
2001	Brad Johnson	559	340	3,406	60.8	13	11	77.7
2002	Brad Johnson	451	281	3,049	62.3	22	6	92.9
2003	Brad Johnson	570	354	3,811	62.1	26	21	81.5
2004	Brian Griese	336	233	2,632	69.3	20	12	97.5
2005	Chris Simms	313	191	2,035	61.0	10	7	81.4
2006	Bruce Gradkowski	328	177	1,661	54.0	9	9	65.9
2007	Jeff Garcia	327	209	2,440	63.9	13	4	94.6
2008	Jeff Garcia	376	244	2,712	64.9	12	6	90.2
2009	Josh Freeman	290	158	1,855	54.5	10	18	59.8
2010	Josh Freeman	474	291	3,451	61.4	25	6	95.9
2011	Josh Freeman	551	346	3,592	62.8	16	22	74.6
2012	Josh Freeman	558	306	4,065	54.8	27	17	81.6
2013	Mike Glennon	416	247	2,608	59.4	19	9	83.9
2014	Josh McCown	327	184	2,206	56.3	11	14	70.5
2015	Jameis Winston	535	312	4,042	58.3	22	15	84.2
2016	Jameis Winston	567	345	4,090	60.8	28	18	86.1
2017	Jameis Winston	442	282	3,504	63.8	19	11	92.2
2018	Jameis Winston	378	244	2,992	64.6	19	14	90.2
2019	Jameis Winston	626	380	5,109	60.7	33	30	84.3
2020	Tom Brady	610	401	4,633	65.7	40	12	102.2
2021	Tom Brady	719	485	5,316	67.5	43	12	102.1
2022	Tom Brady	733	490	4,694	66.8	25	9	90.7
2023	Baker Mayfield	566	364	4,044	64.3	28	10	94.6

SIDELINES	RECORDS	HISTORY	2023 REVIEW	PLAYERS	FRONT OFFICE	RECEIVING (Receptions)						
						YEAR	PLAYER	REC.	YDS.	AVG.	LG	TD
						1976	Morris Owens	30	390	13.0	27	6
						1977	Morris Owens	34	655	19.3	67t	3
						1978	Morris Owens	32	640	20.0	66	5
						1979	Jimmie Giles	40	579	14.5	66t	7
						1980	Gordon Jones	48	669	13.9	41t	5
						1981	Kevin House	56	1,176	21.0	84t	9
						1982	James Wilder	53	466	8.8	32	1
						1983	James Wilder	57	380	6.7	31	2
						1984	James Wilder	85	685	8.1	50	0
						1985	James Wilder	53	341	6.5	20	0
						1986	Calvin Magee	45	564	12.5	45	5
						1987	James Wilder	40	328	8.2	32	1
						1988	Bruce Hill	58	1,040	17.9	42t	9
						1989	Mark Carrier	86	1,422	16.5	78t	9
						1990	Mark Carrier	49	813	16.6	68t	4
						1991	Lawrence Dawsey	55	818	14.9	65t	3
						1992	Lawrence Dawsey	60	776	12.9	41	1
						1993	Courtney Hawkins	62	933	15.0	67	5
						1994	Lawrence Dawsey	46	673	14.6	46	1
						1995	Jackie Harris	62	751	12.1	33	1
						1996	Mike Alstott	65	557	8.6	29	3
						1997	Warrick Dunn	39	462	11.8	59t	3
						1998	Reidel Anthony	51	708	13.9	79t	7
						1999	Warrick Dunn	64	589	9.2	68	2
						2000	Keyshawn Johnson	71	874	12.3	38	8
						2001	Keyshawn Johnson	106	1,266	11.9	47	1
						2002	Keyshawn Johnson	76	1,088	14.3	76t	5
						2003	Keenan McCardell	84	1,174	14.0	76t	8
						2004	Michael Clayton	80	1,193	14.9	75t	7
						2005	Joey Galloway	83	1,287	15.5	80t	10
						2006	Joey Galloway	62	1,057	17.0	64t	7
						2007	Ike Hilliard	62	722	11.6	56	1
						2008	Antonio Bryant	83	1,248	15.0	71t	7
						2009	Kellen Winslow	77	884	11.5	42t	5
						2010	Kellen Winslow	66	730	11.1	41t	5
						2011	Kellen Winslow	75	763	10.2	37	2
						2012	Vincent Jackson	72	1,384	19.2	95	8
						2013	Vincent Jackson	78	1,224	15.7	60	7
						2014	Vincent Jackson	70	1,002	14.3	50	2
						2015	Mike Evans	74	1,206	16.3	68	3
						2016	Mike Evans	96	1,321	13.8	45t	12
						2017	Mike Evans	71	1,001	14.1	42t	5
						2018	Mike Evans	86	1,524	17.7	72t	8
						2019	Chris Godwin	86	1,333	15.5	71t	9
						2020	Mike Evans	70	1,006	14.4	50	13
						2021	Chris Godwin	98	1,103	11.3	44	5
						2022	Chris Godwin	104	1,023	9.8	44	3
						2023	Chris Godwin	83	1,024	12.3	47t	2

SCORING

YEAR	PLAYER	TD	PAT	FG	TP
1976	Morris Owens	6	0	0	36
1977	Allan Leavitt	0	5	5	20
1978	Neil O'Donoghue	0	25	13	64
1979	Neil O'Donoghue	0	30	11	63
1980	Garó Yepremian	0	31	16	79
1981	Bill Capece	0	30	15	75
1982	Bill Capece	0	14	18	68
1983	Bill Capece	0	23	10	53
1984	Obed Ariri	0	38	19	95
1985	Donald Igwebuike	0	30	22	96
1986	Donald Igwebuike	0	26	17	77
1987	Donald Igwebuike	0	24	14	66
1988	Donald Igwebuike	0	21	19	78
1989	Donald Igwebuike	0	33	22	99
1990	Steve Christie	0	27	23	96
1991	Steve Christie	0	22	15	67
1992	Reggie Cobb	9	0	0	54
1993	Michael Husted	0	27	16	75
1994	Michael Husted	0	20	23	89
1995	Michael Husted	0	25	19	82
1996	Michael Husted	0	18	25	93
1997	Michael Husted	0	32	13	71
1998	Michael Husted	0	29	21	92
1999	Martin Gramatica	0	25	27	106
2000	Martin Gramatica	0	42	28	126
2001	Martin Gramatica	0	28	23	97
2002	Martin Gramatica	0	32	32	128
2003	Martin Gramatica	0	33	16	81
2004	Michael Pittman	10	0	0	60
2005	Matt Bryant	0	31	21	94
2006	Matt Bryant	0	22	17	73
2007	Matt Bryant	0	34	28	118
2008	Matt Bryant	0	35	32	131
2009	Connor Barth	0	12	14	54
2010	Connor Barth	0	36	23	105
2011	Connor Barth	0	23	26	101
2012	Connor Barth	0	39	28	123
2013	Rian Lindell	0	31	23	100
2014	Patrick Murray	0	31	20	91
2015	Connor Barth	0	25	23	94
2016	Roberto Aguayo	0	32	22	98
2017	Patrick Murray	0	21	19	78
2018	Chandler Catanzaro	0	23	11	56
2019	Matt Gay	0	43	27	124
2020	Ryan Succop	0	52	28	136
2021	Ryan Succop	0	56	25	131
2022	Ryan Succop	0	24	31	117
2023	Chase McLaughlin	0	33	29	120

KICKOFF RETURNS (Yards)

YEAR	PLAYER	NO.	YDS.	AVG.	LG	TD
1976	Rod McNeill	17	384	22.6	43	0
1977	Isaac Hagins	21	493	23.5	41	0
1978	George Ragsdale	24	555	23.1	46	0
1979	George Ragsdale	34	675	19.9	30	0
1980	Gary Davis	44	951	21.6	54	0
1981	John Holt	11	274	24.9	40	0
1982	Michael Morton	21	361	17.2	26	0
1983	Michael Morton	30	689	23.0	50	0
1984	Michael Morton	38	835	22.0	43	0
1985	Phil Freeman	48	1,085	22.6	58	0
1986	Phil Freeman	31	582	18.8	33	0
1987	Bobby Futrell	31	609	19.6	40	0
1988	Donnie Elder	34	772	22.7	51	0
1989	Donnie Elder	40	685	17.1	30	0
1990	Danny Peebles	18	369	20.5	55	0
1991	Willie Drewrey	12	246	20.5	43	0
1992	Gary Anderson	29	564	19.4	39	0
1993	Charles Wilson	23	454	19.7	42	0
1994	Charles Wilson	10	251	25.1	41	0
1995	Bobby Joe Edmonds	58	1,147	19.8	44	0
1996	Karl Williams	14	383	27.4	63	0
1997	Reidel Anthony	25	592	23.7	51	0
1998	Reidel Anthony	46	1,118	24.3	60	0
1999	Reidel Anthony	21	434	20.7	39	0
2000	Aaron Stecker	29	663	22.9	48	0
2001	Frank Murphy	20	445	22.3	39	0
2002	Aaron Stecker	37	934	25.2	67	0
2003	Aaron Stecker	25	520	20.8	44	0
2004	Torrie Cox	33	866	26.2	59	0
2005	Torrie Cox	24	464	19.3	30	0
2006	Michael Pittman	39	867	22.2	37	0
2007	Micheal Spurlock	16	444	27.8	90t	1
2008	Clifton Smith	36	992	27.6	97t	1
2009	Clifton Smith	31	902	29.1	83	0
2010	Micheal Spurlock	44	1,129	25.7	89t	1
2011	Sammie Stroughter	20	540	27.0	78	0
2012	Arrelious Benn	13	306	23.5	55	0
2013	Eric Page	22	548	24.9	44	0
2014	Solomon Patton	18	416	23.1	33	0
2015	Bobby Rainey	19	469	24.7	38	0
2016	Ryan Smith	10	169	16.9	24	0
2017	Jacquizz Rodgers	11	255	23.2	45	0
2018	Bobo Wilson	10	284	28.4	38	0
2019	T.J. Logan	13	271	20.8	39	0
2020	Jaydon Mickens	14	340	24.3	34	0
2021	Jaelon Darden	18	359	19.9	34	0
2022	Deven Thompkins	12	263	21.9	54	0
2023	Deven Thompkins	16	327	20.4	32	0

PUNT RETURNS (Yards)

YEAR	PLAYER	NO.	YDS.	AVG.	LG	TD
1976	Danny Reece	20	143	7.2	30	0
1977	Danny Reece	31	276	8.9	36	0
1978	Danny Reece	44	393	8.9	50	0
1979	Danny Reece	70	431	6.2	17	0
1980	Danny Reece	57	313	5.5	19	0
1981	Theo Bell	27	132	4.9	13	0
1982	John Holt	16	81	5.1	22	0
1983	Andre Tyler	27	208	7.7	16	0
1984	Leon Bright	23	173	7.5	21	0
1985	Leon Bright	12	124	10.3	29	0
1986	Bobby Futrell	14	67	4.8	12	0
1987	Bobby Futrell	24	213	8.9	22	0
1988	Bobby Futrell	27	283	10.5	40	0
1989	Willie Drewrey	20	220	11.0	55	0
1990	Willie Drewrey	23	184	8.0	16	0
1991	Willie Drewrey	38	360	9.5	33	0
1992	Courtney Hawkins	13	53	4.1	17	0
1993	Courtney Hawkins	15	166	11.1	35	0
1994	Vernon Turner	21	218	10.4	80t	1
1995	Bobby Joe Edmonds	29	293	10.1	45	0
1996	Karl Williams	13	274	21.1	88t	1
1997	Karl Williams	46	597	13.0	63	1
1998	Jacquez Green	30	453	15.1	95t	1
1999	Jacquez Green	23	204	8.9	31	0
2000	Karl Williams	31	286	9.2	73t	1
2001	Karl Williams	35	366	10.5	84t	1
2002	Karl Williams	43	410	9.5	56t	1
2003	Karl Williams	15	110	7.3	19	0
2004	Joey Galloway	20	142	7.1	59t	1
2005	Mark Jones	51	492	9.6	31	0
2006	Ike Hilliard	24	163	6.8	16	0
2007	Mark Jones	12	143	11.9	35	0
2008	Clifton Smith	23	324	14.1	70t	1
2009	Clifton Smith	23	232	10.1	21	0
2010	Micheal Spurlock	28	193	6.9	23	0
2011	Preston Parker	23	210	9.1	34	0
2012	Roscoe Parrish	30	298	9.9	39	0
2013	Eric Page	23	251	10.9	52	0
2014	Solomon Patton	10	112	11.2	33	0
2015	Bobby Rainey	29	288	9.9	58	0
2016	Adam Humphries	24	237	9.9	25	0
2017	Bernard Reedy	14	143	10.2	44	0
2018	Adam Humphries	21	139	6.6	16	0
2019	T.J. Logan	13	124	9.5	40	0
2020	Jaydon Mickens	16	99	6.2	14	0
2021	Jaelon Darden	19	142	7.5	43	0
2022	Jaelon Darden	31	330	10.6	24	0
2023	Deven Thompson	25	234	9.4	51	0

SIDELINES	RECORDS	HISTORY	2023 REVIEW	PLAYERS	FRONT OFFICE	INTERCEPTIONS						
						YEAR	PLAYER	NO.	YDS.	AVG.	LG	TD
						1976	Mark Cotney	3	25	8.3	25	0
						1977	Mike Washington	5	71	14.2	45t	1
						1978	Cedric Brown	6	110	18.3	29	0
						1979	Cedric Brown	3	79	26.3	72	0
							Mike Washington	3	64	21.3	49t	1
							Jeris White	3	39	13.0	39	0
						1980	Mike Washington	4	30	7.5	16	0
						1981	Cedric Brown	9	215	23.9	81t	2
						1982	Neal Colzie	3	64	21.3	51	0
							Cedric Brown	3	31	10.3	24	0
							Mike Washington	3	13	4.3	13	0
						1983	Beasley Reece	6	70	11.7	29	0
						1984	Mark Cotney	5	123	24.6	26	0
						1985	Jeremiah Castille	7	49	7.0	20	0
						1986	Vito McKeever	3	12	4.0	10	0
						1987	Paul Tripoli	3	17	5.7	15t	1
						1988	Harry Hamilton	6	123	20.5	58	0
						1989	Harry Hamilton	6	70	11.7	30	0
							Mark Robinson	6	44	7.3	16	0
						1990	Wayne Haddix	7	231	33.0	65t	3
						1991	Tony Covington	3	21	7.0	18	0
						1992	Darrell Fullington	3	25	8.3	16	0
							Marty Carter	3	1	0.3	1	0
							Milton Mack	3	0	0.0	0	0
						1993	Joe King	3	29	9.7	28	0
						1994	Hardy Nickerson	2	9	4.5	10	0
							Martin Mayhew	2	4	2.0	4	0
						1995	Martin Mayhew	5	81	16.2	40	0
						1996	Donnie Abraham	5	27	5.4	21	0
						1997	Donnie Abraham	5	16	3.2	16	0
						1998	Charles Mincy	4	58	14.5	22t	1
						1999	Donnie Abraham	7	115	16.4	55t	2
						2000	Donnie Abraham	7	82	11.7	23	0
						2001	Ronde Barber	10	86	8.6	36t	1
						2002	Brian Kelly	8	68	8.5	31	0
						2003	Dwight Smith	5	3	0.6	3	0
						2004	Brian Kelly	4	101	25.3	75	0
						2005	Ronde Barber	5	105	21.0	42	0
						2006	Ronde Barber	3	103	34.3	66t	2
							Derrick Brooks	3	51	17.0	21t	1
2007	Jermaine Phillips	4	2	0.5	2	0						
2008	Ronde Barber	4	69	17.3	65t	1						
2009	Aqib Talib	5	99	19.8	32	0						
	Tanard Jackson	5	86	17.2	35t	2						
2010	Aqib Talib	6	91	15.2	45t	1						
2011	Ronde Barber	3	12	4.0	12	0						
2012	Ronde Barber	4	160	40.0	78t	1						
2013	Lavonte David	5	87	17.4	32	0						
2014	Johnthan Banks	4	69	17.3	32	1						
2015	Lavonte David	3	19	6.3	20t	1						
2016	Brent Grimes	4	37	9.3	31t	1						
	Keith Tandy	4	28	7.0	28	0						
2017	Kwon Alexander	3	70	23.3	28	0						
	Justin Evans	3	28	9.3	15	0						
	Brent Grimes	3	67	22.3	39	0						
	Robert McClain	3	53	17.7	47t	0						
2018	Andrew Adams	4	34	8.5	16	0						
2019	Sean Murphy-Bunting	3	88	29.3	70t	1						
2020	Carlton Davis III	4	42	10.5	34	0						
2021	Mike Edwards	3	46	15.3	31t	2						
2022	Jamel Dean	2	24	12.0	12	0						
	Mike Edwards	2	68	34.0	68	1						
	Sean Murphy-Bunting	2	33	16.5	33	0						
2023	Antoine Winfield Jr.	3	28	9.3	28	0						

388

HISTORY

TACKLE LEADERS

1976	Tackles:	LB Richard Wood 96, DT Dave Pear 91, S Ken Stone 72
1977	Tackles:	LB Dewey Selmon 167, LB Richard Wood 141, S Cedric Brown 116
1978	Tackles:	LB Richard Wood 168, LB Dewey Selmon 158, DT Dave Pear 127
1979	Tackles:	LB Richard Wood 158, LB Dewey Selmon 125, DE Lee Roy Selmon 117
1980	Tackles:	LB Richard Wood 114, S Mark Cotney 105, LB David Lewis 101
1981	Tackles:	LB Cecil Johnson 174, LB Hugh Green 151, LB Richard Wood 140
1982	Tackles:	LB Hugh Green 71, LB Cecil Johnson 70, LB Scot Brantley 62
1983	Tackles:	LB Hugh Green 138, LB Jeff Davis 137, LB Scot Brantley 134
1984	Tackles:	LB Jeff Davis 165, DT David Logan 106, LB Scot Brantley 105
1985	Tackles:	LB Jeff Davis 132, LB Chris Washington 102, S Ivory Sully 98
1986	Tackles:	LB Jeff Davis 136, LB Scot Brantley 127, LB Chris Washington 94
1987	Tackles:	LB Ervin Randle 108, LB Jeff Davis 70, CB Ricky Reynolds 70
1988	Tackles:	LB Eugene Marve 121, S Harry Hamilton 107, LB Kevin Murphy 75
1989	Tackles:	LB Ervin Randle 114, LB Eugene Marve 106, S Mark Robinson 104
1990	Tackles:	S Harry Hamilton 119, S Mark Robinson 115, LB Eugene Marve 111
1991	Tackles:	LB Broderick Thomas 174, LB Jesse Solomon 128, S Tony Covington 84
1992	Tackles:	S Marty Carter 118, LB Jimmy Williams 115, LB Broderick Thomas 113
1993	Tackles:	LB Hardy Nickerson 214, S Marty Carter 130, CB Martin Mayhew 76
1994	Tackles:	LB Hardy Nickerson 122, S Marty Carter 93, S Barney Bussey 72
1995	Tackles:	LB Hardy Nickerson 143, LB Derrick Brooks 79, CB Charles Dimry 77
1996	Tackles:	LB Derrick Brooks 133, LB Hardy Nickerson 120, S John Lynch 103
1997	Tackles:	LB Hardy Nickerson 194, LB Derrick Brooks 182, S John Lynch 154
1998	Tackles:	LB Derrick Brooks 189, S John Lynch 107, S Charles Mincy 95
1999	Tackles:	LB Derrick Brooks 180, LB Hardy Nickerson 141, S John Lynch 128
2000	Tackles:	LB Derrick Brooks 179, S John Lynch 110, S Damien Robinson 104
2001	Tackles:	LB Derrick Brooks 165, LB Jamie Duncan 130, S John Lynch 105
2002	Tackles:	LB Derrick Brooks 170, LB Shelton Quarles 159, S John Lynch 96
2003	Tackles:	LB Derrick Brooks 151, CB Ronde Barber 111, LB Shelton Quarles 110
2004	Tackles:	LB Derrick Brooks 172, LB Shelton Quarles 163, LB Ian Gold 120
2005	Tackles:	LB Shelton Quarles 196, LB Derrick Brooks 174, CB Ronde Barber 120
2006	Tackles:	LB Derrick Brooks 150, LB Shelton Quarles 136, Jermaine Phillips 124
2007	Tackles:	LB Barrett Ruud 169, LB Derrick Brooks 162, LB Cato June 120, S Jermaine Phillips 120
2008	Tackles:	LB Barrett Ruud 178, LB Derrick Brooks 111, LB Cato June 104, FS Tanard Jackson 102
2009	Tackles:	LB Barrett Ruud 205, LB Geno Hayes 136, CB Ronde Barber 93, LB Quincy Black 93
2010	Tackles:	LB Barrett Ruud 161, LB Geno Hayes 104, CB Ronde Barber 102, S Sean Jones 89
2011	Tackles:	LB Mason Foster 126, S Sean Jones 92, LB Geno Hayes 86, CB Ronde Barber 77
2012	Tackles:	LB Lavonte David 139, LB Mason Foster 104, S Ronde Barber 92, S Mark Barron 88
2013	Tackles:	LB Lavonte David 144, LB Mason Foster 92, S Mark Barron 88, S Dashon Goldson 71
2014	Tackles:	LB Lavonte David 146, S Dashon Goldson 80, LB Danny Lansanah 79, CB Alterraun Verner 76
2015	Tackles:	LB Lavonte David 147, LB Kwon Alexander 93, S Bradley McDougald 87, S Chris Conte 78
2016	Tackles:	LB Kwon Alexander 145, S Bradley McDougald 91, LB Lavonte David 87, CB Vernon Hargreaves III 76
2017	Tackles:	LB Lavonte David 101, LB Kwon Alexander 97, S Chris Conte 76, LB Kendell Beckwith 73
2018	Tackles:	LB Lavonte David 119, S Jordan Whitehead 76, S Justin Evans 59, DE Jason Pierre-Paul 58
2019	Tackles:	LB Lavonte David 122, LB Devin White 91, S Jordan Whitehead 68, CB Carlton Davis 59
2020	Tackles:	LB Devin White 140, LB Lavonte David 117, S Antoine Winfield Jr. 91, S Jordan Whitehead 74
2021	Tackles:	LB Devin White 128, LB Lavonte David 97, S Antoine Winfield Jr. 88, S Jordan Whitehead 73
2022	Tackles:	LB Lavonte David 124, LB Devin White 124, S Mike Edwards 82, S Antoine Winfield Jr. 80
2023	Tackles:	LB Lavonte David 133, S Antoine Winfield Jr. 122, LB Devin White 83, S Ryan Neal 75

FRONT OFFICE

PLAYERS

2023 REVIEW

HISTORY

RECORDS

SIDELINES

SACK LEADERS

1976	Sacks:	DE Council Rudolph, DE Lee Roy Selmon 5
1977	Sacks:	DE Lee Roy Selmon 13
1978	Sacks:	DE Lee Roy Selmon 11
1979	Sacks:	DE Lee Roy Selmon 11
1980	Sacks:	DE Lee Roy Selmon 9
1981	Sacks:	DE Lee Roy Selmon 6.5Z
1982	Sacks:	DE Dave Stalls 6.5
1983	Sacks:	DE Lee Roy Selmon 11
1984	Sacks:	DE Lee Roy Selmon 8
1985	Sacks:	DT David Logan 6.5
1986	Sacks:	LB Keith Browner, LB Chris Washington 4
1987	Sacks:	DE Ron Holmes 8
1988	Sacks:	DE Ron Holmes 4
1989	Sacks:	LB Kevin Murphy 6
1990	Sacks:	LB Broderick Thomas 7.5
1991	Sacks:	LB Broderick Thomas 11
1992	Sacks:	DT Santana Dotson 10
1993	Sacks:	DE Ray Seals 8.5
1994	Sacks:	DT Brad Culpepper 4
1995	Sacks:	DT Santana Dotson 5
1996	Sacks:	DT Warren Sapp 9
1997	Sacks:	DT Warren Sapp 10.5
1998	Sacks:	DT Brad Culpepper 9
1999	Sacks:	DT Warren Sapp 12.5
2000	Sacks:	DT Warren Sapp 16.5
2001	Sacks:	DE Simeon Rice 11
2002	Sacks:	DE Simeon Rice 15.5
2003	Sacks:	DE Simeon Rice 15.0
2004	Sacks:	DE Simeon Rice 12.0
2005	Sacks:	DE Simeon Rice 14.0
2006	Sacks:	DE Greg Spires 5.0, DE Dewayne White 5.0, DT Ellis Wymys 5.0
2007	Sacks:	DE Greg White 8
2008	Sacks:	DE Gaines Adams 6.5
2009	Sacks:	DE Stylez G. White 6.5
2010	Sacks:	DE Stylez G. White 4.5
2011	Sacks:	DE Adrian Clayborn 7.5
2012	Sacks:	DE Michael Bennett 9.0
2013	Sacks:	DT Gerald McCoy 9.5
2014	Sacks:	DT Gerald McCoy 8.5
2015	Sacks:	DT Gerald McCoy 8.5
2016	Sacks:	DT Gerald McCoy 7.0
2017	Sacks:	DT Gerald McCoy 6.0
2018	Sacks:	DE Jason Pierre-Paul 12.5
2019	Sacks:	LB Shaquil Barrett 19.5
2020	Sacks:	LB Jason Pierre-Paul 9.5
2021	Sacks:	LB Shaquil Barrett 10.0
2022	Sacks:	NT Vita Vea 6.5
2023	Sacks:	OLB Yaya Diaby 7.5

YEAR-BY-YEAR RECORDS

YEAR	REGULAR SEASON				DIV. RANK	POSTSEASON			HEAD COACH	CUM. REC. W/BUCS	
	W	L	T	PCT.		W	L	T		REG.	POST.
1976	0	14	0	.000	#5th	-	-	-	John McKay	(0-14)	
1977	2	12	0	.143	5th	-	-	-	John McKay	(2-26)	
1978	5	11	0	.313	5th	-	-	-	John McKay	(7-37)	
1979	10	6	0	.625	1st	1	1	0	John McKay	(17-43)	(1-1)
1980	5	10	1	.344	t-4th	-	-	-	John McKay	(22-53-1)	
1981	9	7	0	.563	1st	0	1	0	John McKay	(31-60-1)	(1-2)
1982	5	4	0	.556	t-2nd	0	1	0	John McKay	(36-64-1)	(1-3)
1983	2	14	0	.125	5th	-	-	-	John McKay	(38-78-1)	
1984	6	10	0	.375	3rd	-	-	-	John McKay	(44-88-1)	
1985	2	14	0	.125	5th	-	-	-	Leeman Bennett	(2-14)	
1986	2	14	0	.125	5th	-	-	-	Leeman Bennett	(4-28)	
1987	4	11	0	.267	t-4th	-	-	-	Ray Perkins	(4-11)	
1988	5	11	0	.313	3rd	-	-	-	Ray Perkins	(9-22)	
1989	5	11	0	.313	5th	-	-	-	Ray Perkins	(14-33)	
1990	6	10	0	.375	t-2nd	-	-	-	Ray Perkins *	(19-41)	
									Richard Williamson *	(1-2)	
1991	3	13	0	.188	5th	-	-	-	Richard Williamson	(4-15)	
1992	5	11	0	.313	t-3rd	-	-	-	Sam Wyche	(5-11)	
1993	5	11	0	.313	5th	-	-	-	Sam Wyche	(10-22)	
1994	6	10	0	.375	5th	-	-	-	Sam Wyche	(16-32)	
1995	7	9	0	.438	5th	-	-	-	Sam Wyche	(23-41)	
1996	6	10	0	.375	4th	-	-	-	Tony Dungy	(6-10)	
1997	10	6	0	.625	2nd	1	1	0	Tony Dungy	(16-16)	(1-1)
1998	8	8	0	.500	3rd	-	-	-	Tony Dungy	(24-24)	
1999	11	5	0	.688	1st	1	1	0	Tony Dungy	(35-29)	(2-2)
2000	10	6	0	.625	2nd	0	1	0	Tony Dungy	(45-35)	(2-3)
2001	9	7	0	.563	3rd	0	1	0	Tony Dungy	(54-42)	(2-4)
2002	12	4	0	.750	1st	3	0	0	Jon Gruden	(12-4)	(3-0)
2003	7	9	0	.438	3rd	-	-	-	Jon Gruden	(19-13)	
2004	5	11	0	.313	4th	-	-	-	Jon Gruden	(24-24)	
2005	11	5	0	.688	1st	0	1	0	Jon Gruden	(35-29)	(3-1)
2006	4	12	0	.250	4th	-	-	-	Jon Gruden	(39-41)	
2007	9	7	0	.563	1st	0	1	0	Jon Gruden	(48-48)	(3-2)
2008	9	7	0	.563	3rd	-	-	-	Jon Gruden	(57-55)	
2009	3	13	0	.231	4th	-	-	-	Raheem Morris	(3-13)	
2010	10	6	0	.625	3rd	-	-	-	Raheem Morris	(13-19)	
2011	4	12	0	.250	4th	-	-	-	Raheem Morris	(17-31)	
2012	7	9	0	.438	4th	-	-	-	Greg Schiano	(7-9)	
2013	4	12	0	.250	4th	-	-	-	Greg Schiano	(11-21)	
2014	2	14	0	.125	4th	-	-	-	Lovie Smith	(2-14)	
2015	6	10	0	.375	4th	-	-	-	Lovie Smith	(8-24)	
2016	9	7	0	.563	2nd	-	-	-	Dirk Koetter	(9-7)	
2017	5	11	0	.313	4th	-	-	-	Dirk Koetter	(14-18)	
2018	5	11	0	.313	4th	-	-	-	Dirk Koetter	(19-29)	
2019	7	9	0	.438	3rd	-	-	-	Bruce Arians	(7-9)	
2020	11	5	0	.688	2nd	4	0	0	Bruce Arians	(18-14)	(4-0)
2021	13	4	0	.765	1st	1	1	0	Bruce Arians	(31-18)	(5-1)
2022	8	9	0	.471	1st	0	1	0	Todd Bowles	(8-9)	(0-1)
2023	9	8	0	.529	1st	1	1	0	Todd Bowles	(17-17)	(1-2)
Totals	308	450	1	.406		11	11	0			

Tampa Bay was in the AFC West in 1976 only.

* Ray Perkins coached the first 13 games of 1990, Richard Williamson coached the last three games of 1990.

FRONT OFFICE

PLAYERS

2023 REVIEW

HISTORY

RECORDS

SIDELINES

BUCCANEER ALL-TIME COACHES RECORDS

(REGULAR SEASON ONLY)

YEAR	HEAD COACH	W-L-T
1976-84	John McKay	44-88-1
1985-86	Leeman Bennett	4-28-0
1987-90	Ray Perkins*	19-41-0
1990-91	Richard Williamson#	4-15-0
1992-95	Sam Wyche	23-41-0
1996-01	Tony Dungy	54-42-0
2002-08	Jon Gruden	57-55-0
2009-11	Raheem Morris	17-31-0
2012-13	Greg Schiano	11-21-0
2014-15	Lovie Smith	8-24-0
2016-18	Dirk Koetter	19-29-0
2019-21	Bruce Arians	31-18-0
2022-23	Todd Bowles	17-17-0

* first 13 games of 1990 | # last three games of 1990

HOME/AWAY RECORDS

HOME RECORD					ROAD RECORD				
YEAR	W	L	T	PCT.	YEAR	W	L	T	PCT.
1976	0	7	0	.000	1976	0	7	0	.000
1977	1	6	0	.143	1977	1	6	0	.143
1978	3	5	0	.375	1978	2	6	0	.250
1979	5	3	0	.625	1979	5	3	0	.625
1980	2	5	1	.313	1980	3	5	0	.375
1981	6	2	0	.750	1981	3	5	0	.375
1982	4	1	0	.800	1982	1	3	0	.250
1983	1	7	0	.125	1983	1	7	0	.125
1984	6	2	0	.750	1984	0	8	0	.000
1985	2	6	0	.250	1985	0	8	0	.000
1986	1	7	0	.125	1986	1	7	0	.125
1987	2	5	0	.286	1987	2	6	0	.250
1988	3	5	0	.375	1988	2	6	0	.250
1989	2	6	0	.250	1989	3	5	0	.375
1990	4	4	0	.500	1990	2	6	0	.250
1991	3	5	0	.375	1991	0	8	0	.000
1992	3	5	0	.375	1992	2	6	0	.250
1993	3	5	0	.375	1993	2	6	0	.250
1994	4	4	0	.500	1994	2	6	0	.250
1995	5	3	0	.625	1995	2	6	0	.250
1996	5	3	0	.625	1996	1	7	0	.125
1997	5	3	0	.625	1997	5	3	0	.625
1998	6	2	0	.750	1998	2	6	0	.250
1999	7	1	0	.875	1999	4	4	0	.500
2000	6	2	0	.750	2000	4	4	0	.500
2001	5	3	0	.600	2001	4	4	0	.500
2002	6	2	0	.750	2002	6	2	0	.750
2003	3	5	0	.375	2003	4	4	0	.500
2004	4	4	0	.500	2004	1	7	0	.125
2005	6	2	0	.750	2005	5	3	0	.625
2006	3	5	0	.375	2006	1	7	0	.125
2007	6	2	0	.750	2007	3	5	0	.375
2008	6	2	0	.750	2008	3	5	0	.375
2009	1	7	0	.125	2009	2	6	0	.250
2010	4	4	0	.500	2010	6	2	0	.750
2011	3	5	0	.375	2011	1	7	0	.125
2012	3	5	0	.375	2012	4	4	0	.500
2013	3	5	0	.375	2013	1	7	0	.125
2014	0	8	0	.000	2014	2	6	0	.250
2015	3	5	0	.375	2015	3	5	0	.375
2016	4	4	0	.500	2016	5	3	0	.625
2017	4	4	0	.500	2017	1	7	0	.125
2018	4	4	0	.500	2018	1	7	0	.125
2019	2	6	0	.250	2019	5	3	0	.600
2020	5	3	0	.625	2020	6	2	0	.750
2021	7	1	0	.875	2021	6	3	0	.667
2022	5	4	0	.556	2022	3	5	0	.375
2023	4	4	0	.500	2023	5	4	0	.556
Totals	180	198	1	.476	Totals	128	252	0	.337

STARTING QUARTERBACKS BY YEAR

YEAR QUARTERBACKS

1976	Steve Spurrier (0-12), Parnell Dickinson (0-1), Terry Hanratty (0-1)
1977	Gary Huff (2-4), Jeb Blount (0-4), Randy Hedberg (0-4)
1978	Doug Williams (4-6), Mike Rae (1-4), Mike Boryla (0-1)
1979	Doug Williams (10-6, 1-1 playoffs)
1980	Doug Williams (5-10-1)
1981	Doug Williams (9-7, 0-1 playoffs)
1982	Doug Williams (5-4, 0-1 playoffs)
1983	Jack Thompson (2-11), Jerry Golsteyn (0-3)
1984	Steve DeBerg (5-8), Jack Thompson (1-2)
1985	Steve DeBerg (1-10), Steve Young (1-4)
1986	Steve Young (2-12), Steve DeBerg (0-2)
1987	Steve DeBerg (2-6), Vinny Testaverde (0-4), John Reaves (1-1), Jim Zorn (1-0)
1988	Vinny Testaverde (5-10), Joe Ferguson (0-1)
1989	Vinny Testaverde (5-9), Joe Ferguson (0-2)
1990	Vinny Testaverde (6-7), Chris Chandler (0-3)
1991	Vinny Testaverde (3-9), Chris Chandler (0-3), Jeff Carlson (0-1)
1992	Vinny Testaverde (5-9), Steve DeBerg (0-2)
1993	Craig Erickson (5-10), Steve DeBerg (0-1)
1994	Craig Erickson (6-8), Trent Dilfer (0-2)
1995	Trent Dilfer (7-9)
1996	Trent Dilfer (6-10)
1997	Trent Dilfer (10-6, 1-1 playoffs)
1998	Trent Dilfer (8-8)
1999	Trent Dilfer (7-3), Shaun King (4-1, 1-1 playoffs), Eric Zeier (0-1)
2000	Shaun King (10-6, 0-1 playoffs)
2001	Brad Johnson (9-7, 0-1 playoffs)
2002	Brad Johnson (10-3, 3-0 playoffs), Rob Johnson (2-0), Shaun King (0-1)
2003	Brad Johnson (7-9)
2004	Brian Griese (4-6), Brad Johnson (0-4), Chris Simms (1-1)
2005	Brian Griese (5-1), Chris Simms (6-4, 0-1 playoffs)
2006	Bruce Gradkowski (3-8), Tim Rattay (1-1), Chris Simms (0-3)
2007	Jeff Garcia (8-5, 0-1 playoffs), Luke McCown (1-2)
2008	Jeff Garcia (6-5), Brian Griese (3-2)
2009	Byron Leftwich (0-3), Josh Johnson (0-4), Josh Freeman (3-6)
2010	Josh Freeman (10-6)
2011	Josh Freeman (4-11), Josh Johnson (0-1)
2012	Josh Freeman (7-9)
2013	Josh Freeman (0-3), Mike Glennon (4-9)
2014	Josh McCown (1-10), Mike Glennon (1-4)
2015	Jameis Winston (6-10)
2016	Jameis Winston (9-7)
2017	Jameis Winston (3-10), Ryan Fitzpatrick (2-1)
2018	Jameis Winston (3-6), Ryan Fitzpatrick (2-5)
2019	Jameis Winston (7-9)
2020	Tom Brady (11-5)
2021	Tom Brady (13-4)
2022	Tom Brady (8-9)
2023	Baker Mayfield (9-8)

FRONT OFFICE

PLAYERS

2023 REVIEW

HISTORY

RECORDS

SIDELINES

HIGHEST WINNING PERCENTAGE BY STARTING QUARTERBACK

(REGULAR SEASON)

QUARTERBACK	RECORD	PERCENTAGE
Tom Brady	32-18	.640
Shaun King	14-8	.636
Jeff Garcia	14-10	.583
Brian Griese	12-9	.571
Brad Johnson	26-23	.531
Baker Mayfield	9-8	.529
Trent Dilfer	38-38	.500
Doug Williams	33-33-1	.500
Chris Simms	7-8	.467
Josh Freeman	24-32	.429
Jameis Winston	28-42	.400
Ryan Fitzpatrick	4-6	.400
Craig Erickson	11-18	.379
Vinny Testaverde	24-48	.333
Mike Glennon	5-13	.278
Bruce Gradkowski	3-8	.273
Steve DeBerg	8-29	.216
Jack Thompson	3-13	.188
Steve Young	3-16	.158
Josh McCown	1-10	.091
* minimum 10 starts		

MOST WINS BY STARTING QUARTERBACK

(REGULAR SEASON)

PLAYER	RECORD	PCT.
Trent Dilfer	38-38	.500
Doug Williams	33-33-1	.500
Tom Brady	32-18	.640
Jameis Winston	28-42	.400
Brad Johnson	26-23	.531
Josh Freeman	24-32	.425
Vinny Testaverde	24-48	.333

(PLAYOFFS)

PLAYER	RECORD	PCT.
Tom Brady	5-2	.714
Brad Johnson	3-1	.750
Trent Dilfer	1-1	.500
Baker Mayfield	1-1	.500
Shaun King	1-2	.333
Doug Williams	1-3	.250

QUARTERBACKS' RECORDS AS STARTERS

PLAYER	RECORD
Jeb Blount	0-4
Mike Boryla	0-1
Tom Brady	32-18 (5-2 playoffs)
Jeff Carlson	0-1
Chris Chandler	0-6
Steve DeBerg	8-29
Parnell Dickinson	0-1
Trent Dilfer	38-38 (1-1 playoffs)
Craig Erickson	11-18
Joe Ferguson	0-3
Ryan Fitzpatrick	4-6
Josh Freeman	24-32
Jeff Garcia	14-10 (0-1 playoffs)
Mike Glennon	5-13
Jerry Golsteyn	0-3
Bruce Gradkowski	3-8
Brian Griese	12-9
Terry Hanratty	0-1
Randy Hedberg	0-4
Gary Huff	2-4

PLAYER	RECORD
Brad Johnson	26-23 (3-1 playoffs)
Josh Johnson	0-5
Rob Johnson	2-0
Shaun King	14-8 (1-2 playoffs)
Byron Leftwich	0-3
Baker Mayfield	9-8 (1-1 playoffs)
Josh McCown	1-10
Luke McCown	1-2
Mike Rae	1-4
Tim Rattay	1-1
John Reaves	1-1
Chris Simms	7-8 (0-1 playoffs)
Steve Spurrier	0-12
Vinny Testaverde	24-48
Jack Thompson	3-13
Doug Williams	33-33-1 (1-3 playoffs)
Jameis Winston	28-42
Steve Young	3-16
Eric Zeier	0-1
Jim Zorn	1-0

YEAR-BY-YEAR OFFENSE (REGULAR SEASON)

YEAR	TOTAL PLAYS	FIRST DOWNS	RUSH YARDS	NET PASS YARDS	TOTAL YARDS	TOTAL POINTS
1976	859	191	1,503	1,503	3,006	125
1977	834	168	1,424	1,269	2,693	103
1978	962	238	2,098	1,703	3,800	241
1979	1,055	267	2,437	2,612	5,049	273
1980	1,031	281	1,839	3,220	5,059	271
1981	950	269	1,731	3,429	5,160	315
1982	587	163	952	1,943	2,895	158
1983	1,005	248	1,353	3,124	4,477	241
1984	1,091	344	1,776	3,545	5,321	335
1985	982	291	1,644	3,122	4,766	294
1986	970	273	1,863	2,498	4,361	239
1987	954	263	1,365	3,016	4,381	286
1988	998	295	1,753	3,308	5,061	261
1989	1,025	288	1,570	3,335	4,842	320
1990	911	238	1,626	2,849	4,475	264
1991	922	249	1,429	2,572	4,001	199
1992	994	281	1,706	3,065	4,771	267
1993	949	241	1,290	3,021	4,311	237
1994	951	276	1,489	3,265	4,754	251
1995	961	283	1,587	2,955	4,542	238
1996	996	260	1,589	2,727	4,316	221
1997	915	249	1,934	2,442	4,376	299
1998	1,000	262	2,148	2,606	4,754	314
1999	991	245	1,776	2,478	4,254	270
2000	961	275	2,066	2,583	4,649	388
2001	1,046	298	1,371	3,323	4,694	324
2002	1,022	287	1,557	3,445	5,002	346
2003	1,036	307	1,648	3,805	5,453	301
2004	949	271	1,489	3,474	4,963	301
2005	985	268	1,826	2,890	4,716	300
2006	972	237	1,523	2,798	4,321	211
2007	975	281	1,872	3,357	5,229	334
2008	1,045	298	1,837	3,619	5,456	361
2009	961	246	1,627	2,973	4,600	244
2010	955	288	2,001	3,361	5,362	341
2011	966	277	1,458	3,650	5,108	287
2012	1,008	301	1,837	3,983	5,820	389
2013	981	269	1,612	2,820	4,432	288
2014	936	263	1,375	3,297	4,672	277
2015	1,017	336	2,162	3,852	6,014	342
2016	1,066	340	1,616	3,926	5,542	354
2017	1,034	352	1,450	4,366	5,816	335
2018	1,055	396	1,523	5,125	6,648	388
2019	1,086	353	1,521	4,845	6,366	458
2020	1,017	364	1,519	4,626	6,145	492
2021	1,139	404	1,672	5,229	6,901	511
2022	1,159	346	1,308	4,586	5,894	313
2023	1,047	300	1,509	3,812	5,321	348

Bold=Club Record; 1976-77-14 games; 1978-81-16 games; 1982-9 games; 1983-86-16 games; 1987-15 games; 1988-2020-16 games; 2021-Present-17 games

FRONT OFFICE

PLAYERS

2023 REVIEW

HISTORY

RECORDS

SIDELINES

YEAR-BY-YEAR DEFENSE (REGULAR SEASON)

YEAR	TOTAL PLAYS	FIRST DOWNS	RUSH YARDS	NET PASS YARDS	TOTAL TOTAL YARDSPOINTS
1976	933	283	2,560	2,241	4,801 412
1977	948	241	2,031	1,895	3,926 223
1978	1,047	256	2,049	2,279	4,328 259
1979	1,015	247	1,873	2,076	3,949 237
1980	1,088	313	2,101	3,304	5,405 341
1981	1,115	320	2,172	3,140	5,312 268
1982	564	159	1,058	1,384	2,442 178
1983	1,093	320	2,082	3,315	5,397 380
1984	1,033	311	2,233	3,241	5,474 380
1985	1,087	351	2,430	3,678	6,108 448
1986	1,061	362	2,648	3,685	6,333 473
1987	996	314	2,038	2,949	4,987 360
1988	1,025	293	1,551	3,604	5,155 350
1989	1,027	317	2,023	3,437	5,460 419
1990	1,001	313	2,223	3,256	5,479 367
1991	989	295	2,107	2,872	4,979 365
1992	985	296	1,675	3,510	5,185 365
1993	1,011	280	1,994	3,252	5,246 376
1994	986	298	1,964	3,372	5,336 351
1995	1,031	336	1,754	3,958	5,712 335
1996	976	296	1,889	2,925	4,814 293
1997	981	265	1,617	3,011	4,628 263
1998	925	244	1,583	2,762	4,345 295
1999	977	228	1,407	2,873	4,280 235
2000	1,047	283	1,648	3,152	4,800 269
2001	950	262	1,702	2,951	4,653 280
2002	963	236	1,554	2,490	4,044 196
2003	962	249	1,756	2,710	4,466 264
2004	961	258	1,973	2,579	4,552 304
2005	950	254	1,515	2,929	4,444 274
2006	1,015	300	1,917	3,354	5,271 353
2007	977	258	1,726	2,728	4,454 270
2008	945	259	1,901	2,997	4,898 323
2009	1,039	324	2,531	3,318	5,849 400
2010	991	307	2,107	3,216	5,323 318
2011	1,002	356	2,497	3,814	6,311 494
2012	1,031	329	1,320	4,758	6,078 394
2013	1,020	324	1,762	3,806	5,568 389
2014	1,067	353	1,819	4,084	5,903 410
2015	1,044	351	1,606	3,840	5,446 417
2016	1,013	326	1,875	4,012	5,887 369
2017	1,011	327	1,880	4,169	6,049 382
2018	998	356	1,983	4,151	6,134 464
2019	1,073	353	1,181	4,322	5,503 449
2020	1,023	319	1,289	3,945	5,234 355
2021	1,093	344	1,573	4,062	5,635 353
2022	1,073	314	2,052	3,461	5,513 358
2023	1,081	337	1,620	4,232	5,852 325

Bold=Club Record; 1976-77-14 games; 1978-81-16 games; 1982-9 games; 1983-86-16 games; 1987-15 games; 1988-2020-16 games; 2021-Present-17 games

YEAR-BY-YEAR NFL YARDAGE RANKINGS (REGULAR SEASON)

YEAR OVERALL			OFFENSE		DEFENSE	
			RUSH	PASS	RUSH	PASS
1976	28	(214.7)	26	(107.4)	24	(182.9)
1977	28	(192.4)	28	(101.7)	13	(280.4)
1978	28	(237.5)	19	(131.1)	4	(270.5)
1979	14	(315.6)	8	(152.3)	7	(128.1)
1980	15	(316.2)	21	(114.9)	19	(131.3)
1981	18	(322.5)	24	(108.2)	22	(135.8)
1982	13	(321.7)	19	(105.8)	18	(117.6)
1983	28	(279.8)	27	(84.6)	15	(130.1)
1984	10	(332.6)	19	(111.0)	25	(139.6)
1985	23	(297.9)	21	(102.8)	25	(151.9)
1986	27	(272.6)	12	(116.4)	28	(165.5)
1987	27	(292.1)	26	(91.0)	21	(135.9)
1988	17	(316.3)	21	(109.6)	2	(96.9)
1989	22	(302.6)	23	(94.2)	21	(126.4)
1990	24	(279.7)	19	(101.6)	25	(138.9)
1991	26	(250.1)	19	(89.3)	25	(131.7)
1992	16	(298.2)	14	(106.6)	11	(104.7)
1993	25	(269.4)	27	(80.6)	23	(124.6)
1994	20	(297.1)	22	(93.1)	26	(122.8)
1995	27	(283.9)	19	(99.2)	15	(109.6)
1996	28	(269.8)	22	(99.3)	22	(118.1)
1997	29	(273.5)	11	(120.9)	6	(101.1)
1998	22	(297.1)	4	(134.3)	8	(98.9)
1999	28	(265.9)	15	(111.0)	5	(87.9)
2000	21	(290.6)	9	(129.1)	9	(103.0)
2001	26	(293.4)	30	(85.7)	12	(106.4)
2002	24	(312.6)	27	(97.3)	5	(97.1)
2003	10	(340.8)	24	(103.0)	13	(109.8)
2004	22	(310.2)	29	(93.1)	19	(123.3)
2005	23	(294.8)	14	(114.1)	6	(94.7)
2006	29	(270.1)	28	(95.2)	17	(119.8)
2007	18	(326.8)	11	(117.0)	17	(107.9)
2008	14	(341.0)	15	(114.8)	19	(118.1)
2009	28	(287.5)	23	(101.7)	32	(158.2)
2010	19	(335.1)	8	(125.1)	28	(131.7)
2011	21	(319.3)	30	(91.1)	32	(156.1)
2012	9	(363.8)	15	(114.8)	1	(82.5)
2013	32	(277.0)	22	(100.8)	15	(110.1)
2014	30	(292.0)	29	(85.9)	19	(113.7)
2015	5	(375.9)	5	(135.1)	11	(100.4)
2016	18	(346.4)	24	(101.0)	22	(117.2)
2017	9	(363.5)	27	(90.6)	23	(117.5)
2018	3	(415.5)	29	(95.2)	24	(123.9)
2019	3	(397.9)	24	(95.1)	1	(73.8)
2020	7	(384.1)	28	(94.9)	1	(80.6)
2021	2	(405.9)	26	(98.4)	3	(92.5)
2022	15	(346.7)	32	(76.9)	15	(120.7)
2023	23	(313.0)	32	(88.8)	5	(95.3)

FRONT OFFICE

PLAYERS

2023 REVIEW

HISTORY

RECORDS

SIDELINES

YEAR-BY-YEAR NFL 3RD & 4TH DOWN PERCENTAGES (REGULAR SEASON)

BUCCANEERS

OPPONENTS

YEAR	THIRD DOWN			FOURTH DOWN*			THIRD DOWN			FOURTH DOWN*		
	MADE	ATT.	PCT.	MADE	ATT.	PCT.	MADE	ATT.	PCT.	MADE	ATT.	PCT.
1976	51	206	24.8	—	—	—	88	206	42.7	—	—	—
1977	56	229	24.5	—	—	—	87	232	37.5	—	—	—
1978	72	233	30.9	—	—	—	90	264	34.1	—	—	—
1979	92	264	34.8	—	—	—	79	247	32.0	—	—	—
1980	99	241	41.1	—	—	—	110	250	44.0	—	—	—
1981	63	195	32.3	—	—	—	93	238	39.1	—	—	—
1982	48	126	38.1	8	9	88.9	47	122	38.5	7	9	77.8
1983	73	225	32.4	11	20	55.0	89	229	38.9	9	14	64.3
1984	94	219	42.9	7	17	41.2	93	212	43.9	7	16	43.8
1985	76	209	36.4	11	18	61.1	88	212	41.5	4	7	57.1
1986	59	193	30.6	8	19	42.1	90	193	46.6	6	10	60.0
1987	83	215	38.6	3	6	50.0	90	200	45.0	6	9	66.7
1988	72	202	35.6	2	11	18.2	101	227	44.5	6	9	66.7
1989	95	230	41.3	7	13	53.8	87	208	41.8	10	17	58.8
1990	76	204	37.3	9	19	47.4	93	205	45.4	7	13	53.8
1991	60	190	31.6	7	14	50.0	79	209	37.8	6	13	46.2
1992	78	210	37.1	8	21	38.1	92	212	43.4	7	12	58.3
1993	74	213	34.7	3	12	25.0	85	224	37.9	5	16	31.3
1994	73	199	36.7	6	15	40.0	94	214	43.9	4	12	33.3
1995	68	195	34.9	7	13	53.8	93	211	44.1	4	7	57.1
1996	89	225	39.6	9	24	37.5	87	214	40.7	10	13	76.9
1997	79	204	38.7	5	14	35.7	75	220	34.1	11	17	64.7
1998	93	230	40.4	6	14	42.9	64	202	31.7	3	14	21.4
1999	81	230	35.2	7	15	46.7	75	232	32.3	4	13	30.8
2000	66	198	33.3	5	12	41.7	74	225	32.9	12	20	60.0
2001	80	228	35.1	11	17	64.7	78	216	36.1	4	13	30.8
2002	79	222	35.6	6	9	66.7	75	223	33.6	8	13	61.5
2003	78	220	35.5	8	15	53.3	68	214	31.8	7	18	38.9
2004	75	199	37.7	4	6	66.7	77	218	35.3	3	8	37.5
2005	87	221	39.4	4	7	57.1	75	214	35.0	7	18	38.9
2006	82	222	36.9	4	16	25.0	82	217	37.8	5	12	41.7
2007	82	213	38.5	5	13	38.5	92	224	41.1	9	16	56.3
2008	88	229	38.4	10	18	55.6	81	214	37.9	5	13	38.5
2009	71	218	32.6	9	22	40.9	86	214	40.2	9	15	60.0
2010	89	211	42.2	10	14	71.4	92	213	43.2	9	17	52.9
2011	76	206	36.9	8	21	38.1	73	185	39.5	9	13	69.2
2012	76	212	35.8	7	17	41.2	88	219	40.2	6	14	42.9
2013	69	221	31.2	8	22	36.4	80	204	39.2	8	14	57.1
2014	76	203	37.4	4	12	33.3	93	213	43.7	5	9	55.6
2015	84	202	41.6	7	13	53.8	97	211	46.0	4	6	66.7
2016	94	214	43.9	4	9	44.4	67	195	34.4	8	10	80.0
2017	85	196	43.4	4	8	50.0	104	216	48.1	2	9	22.2
2018	86	187	46.0	9	13	69.2	73	181	40.3	7	14	50.0
2019	90	217	41.5	9	17	52.9	75	218	34.4	13	27	48.2
2020	83	191	43.5	8	14	57.1	82	205	40.0	14	25	56.0
2021	105	223	47.1	9	16	56.3	87	226	38.5	13	28	46.4
2022	92	246	37.4	15	27	55.6	87	236	36.9	14	24	58.3
2023	98	236	41.5	12	18	66.7	92	225	40.9	12	25	48.0
Total	3,791	10,217	37.1	296	608	48.7	4,051	10,298	39.3	308	588	52.4

* Fourth down statistics were not compiled by the NFL until 1982 season.

YEAR-BY-YEAR SCORING (REGULAR SEASON)

BUCCANEERS									
YEAR	TD	TDR	TDP	TDRT	PAT	2-PT. *	FG	S	PTS.
1976	15	5	9	1	11-15	—	8-18	0	125
1977	11	4	3	4	10-11	—	9-17	0	103
1978	29	16	12	1	25-29	—	14-24	0	241
1979	35	13	19	3	30-35	—	11-19	0	273
1980	32	9	20	3	31-32	—	16-23	0	271
1981	38	13	20	5	36-38	—	17-28	0	315
1982	15	6	9	0	14-15	—	18-23	0	158
1983	31	9	18	4	25-31	—	10-24	0	241
1984	40	17	22	1	38-40	—	19-26	0	335
1985	33	11	22	0	30-33	—	22-32	0	294
1986	27	12	13	2	26-27	—	17-24	0	239
1987	33	7	22	4	31-33	—	19-24	0	286
1988	28	11	16	1	28-28	—	21-30	1	261
1989	36	10	23	3	34-36	—	22-28	2	320
1990	28	7	18	3	27-28	—	23-27	0	264
1991	22	9	13	0	22-22	—	15-20	0	199
1992	33	12	17	4	33-33	—	12-22	0	267
1993	27	6	19	2	27-27	—	16-22	0	237
1994	26	8	17	1	20-20	3-6	23-35	0	251
1995	26	19	5	2	25-25	0-1	19-26	0	238
1996	21	8	12	1	18-19	1-2	25-32	0	221
1997	38	15	21	2	32-35	0-3	13-17	0	299
1998	36	12	21	3	29-30	3-6	21-28	0	314
1999	27	7	18	2	25-25	0-2	27-32	1	270
2000	43	18	18	7	42-42	1-1	28-34	1	388
2001	34	17	13	4	30-30	3-4	28-35	0	324
2002	35	6	23	6	32-32	2-3	32-39	2	346
2003	36	5	27	4	33-34	1-2	16-26	1	301
2004	37	9	24	4	32-33	1-4	15-24	0	301
2005	33	13	17	3	32-32	1-1	22-27	1	300
2006	23	6	14	3	22-23	0-0	17-22	0	211
2007	36	15	18	3	34-34	0-0	28-33	0	334
2008	38	13	18	7	35-36	1-2	32-38	0	361
2009	28	5	18	5	24-24	2-4	16-26	0	244
2010	39	9	26	4	36-36	1-3	23-28	0	341
2011	30	9	17	4	23-23	2-7	26-28	1	287
2012	44	13	27	4	37-37	1-4	28-33	0	389
2013	31	6	22	3	31-31	0-0	23-29	1	288
2014	31	7	21	3	31-31	0-0	20-24	0	277
2015	37	12	22	3	31-34	1-3	29-40	0	342
2016	41	8	29	4	32-34	4-7	22-31	1	354
2017	38	8	26	4	28-31	2-7	25-34	0	335
2018	49	11	36	2	40-44	1-5	20-27	0	396
2019	54	15	33	6	43-48	5-6	27-35	0	458
2020	59	16	42	1	52-57	0-2	28-31	1	492
2021	63	18	43	2	56-59	1-3	25-31	0	511
2022	32	5	26	1	24-25	2-7	31-38	0	313
2023	37	8	28	1	33-33	2-4	29-31	1	348
Totals	1,615	498	977	140	1,442-1,512	41-98	1,007-1,344	14	14,263

FRONT OFFICE

PLAYERS

2023 REVIEW

HISTORY

RECORDS

SIDELINES

SIDELINES	RECORDS	HISTORY	2023 REVIEW	PLAYERS	FRONT OFFICE	YEAR-BY-YEAR SCORING (REGULAR SEASON)									
						OPPONENTS					2-PT. *	FG	S	PTS.	
YEAR	TD	TDR	TDP	TDRT	PAT										
1976	50	23	19	8	48-50	—					20-32	2	412		
1977	26	13	10	3	23-26	—					14-25	1	223		
1978	27	12	13	2	23-27	—					24-31	1	259		
1979	28	13	14	1	25-28	—					14-24	1	237		
1980	40	20	17	3	39-40	—					20-33	1	341		
1981	27	16	10	1	27-27	—					25-33	2	268		
1982	21	9	10	2	16-21	—					12-17	0	178		
1983	42	19	15	8	40-42	—					28-34	2	380		
1984	47	27	20	0	44-46	—					18-27	0	380		
1985	50	28	18	4	50-50	—					32-42	1	448		
1986	59	31	23	5	56-58	—					21-30	0	473		
1987	44	18	23	3	42-44	—					18-30	0	360		
1988	42	21	19	2	42-42	—					18-30	1	350		
1989	51	18	29	4	51-51	—					20-24	1	419		
1990	45	20	22	3	43-45	—					18-27	0	367		
1991	41	21	15	5	40-41	—					25-35	2	365		
1992	43	15	25	3	43-43	—					20-30	2	365		
1993	40	15	22	3	38-40	—					32-35	1	376		
1994	40	13	25	2	38-38	2-2					23-26	0	351		
1995	35	14	19	2	30-31	1-4					31-40	0	335		
1996	34	13	17	4	32-32	0-2					19-27	0	293		
1997	29	10	13	6	25-25	4-4					18-29	1	263		
1998	31	12	15	4	29-29	0-2					26-30	1	295		
1999	23	8	11	4	23-23	0-0					24-31	1	235		
2000	29	12	15	2	25-25	2-4					22-32	0	269		
2001	29	8	20	1	25-25	3-4					25-29	0	280		
2002	21	8	10	3	19-19	0-1					17-23	0	196		
2003	27	6	16	5	27-27	0-0					25-34	0	264		
2004	35	8	21	6	34-35	0-0					20-31	0	304		
2005	28	10	15	3	26-27	1-1					26-33	0	274		
2006	41	11	26	4	41-41	0-0					22-30	0	353		
2007	32	11	18	3	31-32	0-0					15-18	1	270		
2008	34	8	23	3	33-33	1-1					28-30	0	323		
2009	46	16	28	2	44-46	0-0					26-32	1	400		
2010	38	12	23	3	35-35	2-3					17-21	0	318		
2011	61	26	30	5	59-60	0-1					23-29	0	494		
2012	48	13	30	5	45-45	2-3					19-28	1	394		
2013	42	10	30	2	40-40	1-2					31-32	1	389		
2014	46	15	28	3	41-41	1-3					29-39	2	410		
2015	47	12	31	4	42-45	0-2					31-34	0	417		
2016	41	15	24	4	34-35	2-5					27-36	2	369		
2017	44	17	22	5	40-42	0-1					26-30	0	382		
2018	57	19	34	4	51-54	3-3					21-23	1	464		
2019	48	11	30	7	38-39	5-7					37-43	1	449		
2020	42	10	29	3	38-39	1-2					21-26	0	355		
2021	39	11	26	2	34-36	2-3					27-31	0	353		
2022	41	12	29	0	36-36	2-4					24-27	0	358		
2023	34	11	23	0	26-26	3-8					29-36	1	325		
Totals	1,865	701	1,005	159	1,731-1,782	38-72					1,108-1,452	31	16,383		
* Two-point conversion introduced in 1994.															

YEAR-BY-YEAR TURNOVER DIFFERENTIAL (REGULAR SEASON)

YEAR	TAKEAWAYS				GIVEAWAYS				TO DIFF
	INT	FUM	FUM LOST	TOTAL TO	INT	FUM	FUM LOST	TOTAL TO	
1976	9	33	19	28	20	30	17	37	-9
1977	23	34	18	41	30	30	16	46	-5
1978	29	32	14	43	18	35	20	38	+5
1979	14	45	24	38	26	25	15	41	-3
1980	15	32	13	28	17	28	21	38	-10
1981	32	32	14	46	14	27	14	28	+18
1982	11	15	10	21	11	28	12	23	-2
1983	23	43	18	41	24	39	13	37	+4
1984	18	27	14	32	23	36	20	43	-11
1985	18	37	22	40	26	37	22	48	-8
1986	13	39	19	32	25	36	17	42	-10
1987	16	42	20	36	17	35	14	31	+5
1988	21	29	12	33	36	27	16	52	-19
1989	21	30	18	39	28	21	9	37	+2
1990	25	33	17	42	24	38	19	43	-1
1991	11	27	16	27	29	30	18	47	-20
1992	20	19	12	32	20	19	9	29	+3
1993	9	27	13	22	25	28	11	36	-14
1994	9	21	12	21	16	18	7	23	-2
1995	14	26	16	30	20	25	14	34	-4
1996	17	31	12	29	20	28	14	34	-5
1997	13	21	12	25	12	31	11	23	+2
1998	12	28	14	26	18	23	13	31	-5
1999	21	23	10	31	16	25	19	35	-4
2000	25	26	16	41	13	16	11	24	+17
2001	28	22	11	39	12	20	10	22	+17
2002	31	21	7	38	10	24	11	21	+17
2003	20	29	13	33	22	23	9	31	+2
2004	16	21	11	27	18	32	18	36	-9
2005	17	25	13	30	14	16	9	23	+7
2006	11	25	9	20	18	27	14	32	-12
2007	16	31	19	35	8	18	12	20	+15
2008	22	16	8	30	13	21	13	26	+4
2009	19	18	10	29	29	25	5	34	-5
2010	19	17	9	28	6	24	13	19	+9
2011	14	21	10	24	24	30	16	40	-16
2012	18	16	8	26	17	16	6	23	+3
2013	21	18	10	31	12	18	9	21	+10
2014	14	25	11	25	20	29	13	33	-8
2015	11	24	12	23	15	26	13	28	-5
2016	17	21	12	29	18	19	9	27	+2
2017	13	26	13	26	14	27	13	27	-1
2018	9	18	8	17	26	23	9	35	-18
2019	12	27	16	28	30	23	11	41	-13
2020	15	20	10	25	12	12	5	17	+8
2021	17	24	12	29	12	12	7	19	+10
2022	10	25	10	20	10	17	12	22	-2
2023	13	26	13	25	10	21	8	18	+7
Totals	822	1,244	625	1,446	898	1,243	634	1,532	-86

FRANCHISE MILESTONES

TEAM

First Game	July 31, 1976
First Regular Season Game	September 12, 1976
First Victory	August 14, 1976
First Regular Season Victory	December 11, 1977
First Regular Season Home Victory	December 18, 1977
First Postseason Game	December 29, 1979
First Postseason Victory	December 29, 1979
First Postseason Home Victory	December 29, 1979
First NFC Championship Victory	January 19, 2003
First Super Bowl Victory	January 26, 2003
Second Super Bowl Victory	February 7, 2021
50th Regular Season Game	October 7, 1979
100th Regular Season Game	December 26, 1982
150th Regular Season Game	September 7, 1986
200th Regular Season Game	October 1, 1989
250th Regular Season Game	October 18, 1992
300th Regular Season Game	October 22, 1995
350th Regular Season Game	November 15, 1998
400th Regular Season Game	December 9, 2001
450th Regular Season Game	December 19, 2004
500th Regular Season Game	December 30, 2007
550th Regular Season Game	September 18, 2011
600th Regular Season Game	September 28, 2014
650th Regular Season Game	October 15, 2017
700th Regular Season Game	November 2, 2020
750th Regular Season Game	November 5, 2023
50th Regular Season Victory	October 4, 1987
100th Regular Season Victory	December 22, 1996
150th Regular Season Victory	September 23, 2002
200th Regular Season Victory	October 12, 2008
250th Regular Season Victory	January 1, 2017
300th Regular Season Victory	September 10, 2023

INDIVIDUAL

First Points	July 31, 1976
First Regular Season Points	September 26, 1976
First Touchdown	August 7, 1976
First Regular Season Touchdown	October 3, 1976
First Regular Season Offensive TD	October 3, 1976
First Regular Season Punt Return TD	October 2, 1994
First Regular Season Kickoff Return TD	December 16, 2007
100th Regular Season Touchdown	October 12, 1980
200th Regular Season Touchdown	December 4, 1983
300th Regular Season Touchdown	November 23, 1986
400th Regular Season Touchdown	December 10, 1989
500th Regular Season Touchdown	November 14, 1993
600th Regular Season Touchdown	September 28, 1997
700th Regular Season Touchdown	September 24, 2000
800th Regular Season Touchdown	September 8, 2003
900th Regular Season Touchdown	December 24, 2005
1,000th Regular Season Touchdown	December 28, 2008
1,100th Regular Season Touchdown	September 16, 2012
1,200th Regular Season Touchdown	December 28, 2014
1,300th Regular Season Touchdown	October 27, 2017
1,400th Regular Season Touchdown	November 17, 2019
1,500th Regular Season Touchdown	October 10, 2021

L.A. RAMS 26, Tampa Bay 3
HOUSTON 20, Tampa Bay 0
Tampa Bay 17, Atlanta 3 (at Jacksonville)
Tampa Bay 33, NEW ORLEANS 14
TAMPA BAY 17, St. Louis 7
TAMPA BAY 24, Philadelphia 17
TAMPA BAY 24, Philadelphia 17
TAMPA BAY 24, Philadelphia 17
Tampa Bay 27, PHILADELPHIA 10
Tampa Bay 48, Oakland 21
Tampa Bay 31, Kansas City 9
N.Y. GIANTS 17, Tampa Bay 14
TAMPA BAY 23, Detroit 21
San Francisco 31, TAMPA BAY 7
MINNESOTA 17, Tampa Bay 3
CHICAGO 31, Tampa Bay 14
Atlanta 24, TAMPA BAY 21
JACKSONVILLE 29, Tampa Bay 24
TAMPA BAY 15, Detroit 12
New Orleans 21, TAMPA BAY 17
Carolina 31, TAMPA BAY 23
Tampa Bay 24, MINNESOTA 20
Tampa Bay 27, PITTSBURGH 24
ARIZONA 38, Tampa Bay 33
Tampa Bay 25, NEW YORK GIANTS 23
HOUSTON 39, Tampa Bay 37
TAMPA BAY 31, Detroit 27
TAMPA BAY 34, Chicago 19
TAMPA BAY 35, St. Louis 7
TAMPA BAY 27, Carolina 3
TAMPA BAY 17, Carolina 16
TAMPA BAY 20, Minnesota 17

Pete Rajecki, 51-yard FG at L.A. Rams
Dave Green, 39-yard FG vs. Buffalo
Vince Kendrick 1-yard run at Green Bay
Danny Reece 44-yard fumble return at Baltimore
Charlie Davis 1-yard run at Baltimore
Vernon Turner 80-yard punt return vs. Detroit
Michael Spurlock 90-yard kickoff return vs. Atlanta
Doug Williams 5-yard run vs. Green Bay
Theo Bell 9-yard reception at San Francisco
Pat Franklin 2-yard reception vs. Detroit
Ron Hall 24-yard pass at Houston
Vince Workman 18-yard reception vs. San Francisco
Reidel Anthony 8-yard reception vs. Arizona
Dave Moore 3-yard reception vs. N.Y. Jets
Joe Jurevicius 13-yard reception at Philadelphia
Jameel Cook 9-yard reception vs. Atlanta
Carnell Williams 9-yard run vs. Oakland
Doug Martin 8-yard run at N.Y. Giants
Mike Evans 6-yard reception vs. New Orleans
O.J. Howard 33-yard reception at Buffalo
Peyton Barber 6-yard reception vs. New Orleans
Antonio Brown 62-yard reception vs. Miami

1976

RECORD: 0-14

HEAD COACH: JOHN MCKAY

DATE	W/L	SCORE	OPPONENT	ATT.
9/12	L	0-20	at Houston	42,228
9/19	L	0-23	SAN DIEGO	39,558
9/26	L	9-14	BUFFALO	44,505
10/3	L	17-42	at Baltimore	40,053
10/10	L	0-21	at Cincinnati	40,700
10/17	L	10-13	SEATTLE	43,458
10/24	L	20-23	MIAMI	61,437
10/31	L	19-28	KANSAS CITY	41,779
11/7	L	13-48	at Denver	61,703
11/14	L	0-34	at N.Y. Jets	46,427
11/21	L	7-24	CLEVELAND	36,930
11/28	L	16-49	at Oakland	49,590
12/5	L	0-42	at Pittsburgh	43,385
12/12	L	14-31	NEW ENGLAND	41,517

	BUCS	OPP
TOTAL FIRST DOWNS	191	283
Rushing	71	136
Passing	93	124
Penalty	27	23
3rd Down: Made/Att.	51/206	88/206
TOTAL NET YARDS	3,006	4,801
Avg. Per Game	214.7	342.9
Total Plays	859	933
Avg. Per Play	3.5	5.1
NET YARDS RUSHING	1,503	2,560
Avg. Per Game	107.4	182.9
Total Rushes	433	588
NET YARDS PASSING	1,503	2,241
Avg. Per Game	107.4	160.1
Sacked/Yards Lost	50/423	24/171
Gross Yards	1,926	2,412
Att./Completions	376/181	321/180
Completion Pct.	48.1	56.1
Had Intercepted	20	9
PUNTS/AVERAGE	92/39.3	65/39.3
NET PUNTING AVG.	28.4	30.8
PENALTIES / YARDS	109/875	109/935
FUMBLES / FUMBLES LOST	30/17	33/19
TOUCHDOWNS	15	50
Rushing	5	23
Passing	9	19
Returns	1	8

BY QUARTERS	1	2	3	4	OT	TOT
BUCCANEERS	23	37	16	49	0	125
OPPONENTS	61	130	106	115	0	412

SCORING	TD	R	P	RT	PAT	FG	S	PTS
Owens	6	0	6	0	0/0	0/0	0	36
Green	0	0	0	0	11/15	8/15	0	35
Johnson	2	1	1	0	0/0	0/0	0	12
Williams	2	2	0	0	0/0	0/0	0	12
C. Davis	1	1	0	0	0/0	0/0	0	6
BUCCANEERS	15	5	9	1	11/15	8/18	0	125
OPPONENTS	50	23	19	8	48/50	20/32	2	412

FIELD GOALS	1/19	20/29	30/39	40/49	50+	LONG
Green	1/1	2/3	3/6	2/5	0/0	45
Roder	0/0	0/0	0/2	0/1	0/0	0
BUCCANEERS	1/1	2/3	3/8	2/6	0/0	45
OPPONENTS	3/3	4/12	8/8	4/8	0/1	48

RUSHING	NO.	YDS.	AVG.	LONG	TD
Carter	171	521	3.0	26	1
Williams	87	324	3.7	17	2
Johnson	47	166	3.5	27	1
McNeill	27	135	5.0	17	0
C. Davis	41	107	2.6	13	1
BUCCANEERS	433	1,503	3.5	46	5
OPPONENTS	588	2,560	4.4	69	23

PASSING	ATT.	CMP.	YDS.	CMP%	YDS/ATT	TD	TD%	INT	INT%	LONG	SK/LOST	RTG
Spurrier	311	156	1,628	50.2	5.23	7	2.3	12	3.9	38	32/267	57.1
Dickinson	39	15	210	38.5	5.34	1	2.6	5	12.8	49	14/124	25.5
BUCCANEERS	376	181	1,926	48.1	5.12	9	2.4	20	5.3	49	50/423	49.4
OPPONENTS	321	180	2,412	56.1	7.51	19	5.9	9	2.8	71	24/171	87.6

RECEIVING	NO.	YDS.	AVG.	LONG	TD
Owens	30	390	13.0	27	6
B. Moore	26	310	11.9	31	0
E. Johnson	25	201	8.0	38	1
Williams	23	166	7.2	18	0
McKay	20	302	15.1	49	1
Carter	20	135	6.8	19	0
BUCCANEERS	181	1,926	10.6	49	9
OPPONENTS	180	2,412	13.4	71	19

INTERCEPTIONS	NO.	YDS.	AVG.	LONG	TD
Cotney	3	25	8.3	25	0
Stone	2	47	23.5	26	0
Jordan	2	10	5.0	10	0
C. Peterson	1	15	15.0	15	0
Ball	1	2	2.0	2	0
BUCCANEERS	9	99	11.0	26	0
OPPONENTS	20	490	24.5	68	4

TACKLES	SOLO	ASST.	TOTAL
Wood	75	21	96
Pear	73	18	91
Stone	53	19	72

SACKS		SPECIAL TEAM TACKLES
Rudolph	5.0	Statistic Not Available
L.R. Selmon	5.0	
Pear	3.0	
Toomay	3.0	
D. Selmon	2.0	

BUCCANEERS	22.0
OPPONENTS	50.0

PUNTING	NO.	YDS.	AVG.	NET	TB	IN20	LG	BK
Green	92	3,619	39.3	30.3	3	12	56	0
BUCCANEERS	92	3,619	39.3	30.3	3	12	56	0
OPPONENTS	65	2,556	39.3	31.9	6	15	57	0

PUNT RETURNS	RET.	FC	YDS.	AVG.	LONG	TD
Reece	20	0	143	7.2	30	0
M. Moore	14	0	106	7.6	21	0
Douglas	4	0	78	19.5	32	0
Cotney	3	0	26	8.7	9	0
Stone	1	0	11	11.0	11	0
BUCCANEERS	43	0	366	8.5	32	1
OPPONENTS	71	4	774	10.9	60	1

KICKOFF RETURNS	NO.	YDS.	AVG.	LONG	TD
Douglas	7	167	23.9	29	0
McNeill	17	384	22.6	43	0
Johnson	13	287	22.1	32	0
Carter	15	300	20.0	27	0
M. Moore	7	134	19.1	27	0
BUCCANEERS	70	1,488	21.3	43	0
OPPONENTS	35	717	20.5	43	0

USUAL STARTING LINEUP				OFFENSE:				DEFENSE:			
WR	89	John McKay	LE	78	Council Rudolph			LB	76	Dave Pear	
LT	71	Steve Young	LT	76	Lee Roy Selmon			RT	63	Pat Toomay	
LG	72	Howard Fest	RT	63	Jimmy Gunn			RE	66	Steve Reese	
C	51	Dan Ryczek	RE	66	Richard Wood			LLB	30	Curtis Jordan	
RG	67	Tom Alward	LLB	30	Danny Reece			MLB	52	Mark Cotney	
RT	74	Mike Current	RCB	46	Ken Stone			TE	86		
TE	86	Bob Moore	RCB	46				LB	25		
WR	85	Morris Owens	SS	33				QB	11	Steve Spurrier	
QB	11	Steve Spurrier	SS	33				FB	43	Ed Williams	
FB	43	Ed Williams	FS	28				CB	32	Louis Carter	
RB	32	Louis Carter	FS	28							

1977

RECORD: 2-12

HEAD COACH: JOHN MCKAY

DATE	W/L	SCORE	OPPONENT	ATT.
9/18	L	3-13	at Philadelphia	61,549
9/24	L	3-9	MINNESOTA	66,272
10/2	L	7-23	at Dallas	55,316
10/9	L	0-10	WASHINGTON	58,571
10/16	L	23-30	at Seattle	54,783
10/23	L	0-13	GREEN BAY	47,635
10/30	L	10-20	at San Francisco	34,750
11/6	L	0-31	at L.A. Rams	45,493
11/13	L	0-10	N.Y. GIANTS	46,518
11/20	L	7-16	at Detroit	49,751
11/27	L	0-17	ATLANTA	43,592
12/4	L	0-10	CHICAGO	48,945
12/11	W	33-14	at New Orleans	40,124
12/18	W	17-7	ST. LOUIS	56,922

	BUCS	OPP
TOTAL FIRST DOWNS	168	241
Rushing	84	124
Passing	69	106
Penalty	15	11
3rd Down: Made/Att.	56/229	87/232
TOTAL NET YARDS	2,693	3,926
Avg. Per Game	192.4	280.4
Total Plays	834	948
Avg. Per Play	3.23	4.14
NET YARDS RUSHING	1,424	2,031
Avg. Per Game	101.7	145.1
Total Rushes	465	581
NET YARDS PASSING	1,269	1,895
Avg. Per Game	90.6	135.3
Sacked/Yards Lost	48/445	30/246
Gross Yards	1,714	2,141
Att./Completions	321/131	337/190
Completion Pct.	40.8	56.4
Had Intercepted	30	23
PUNTS/AVERAGE	99/39.9	89/37.6
NET PUNTING AVG.	35.1	33.6
PENALTIES / YARDS	88/717	97/716
FUMBLES / FUMBLES LOST	30/16	34/18
TOUCHDOWNS	11	26
Rushing	4	13
Passing	3	10
Returns	4	3

BY QUARTERS	1	2	3	4	OT	TOT
BUCCANEERS	16	41	19	27	0	103
OPPONENTS	61	59	46	57	0	223

SCORING	TD	R	P	RT	PAT	FG	S	PTS
Leavitt	0	0	0	0	5/5	5/10	0	20
Owens	3	0	3	0	0/0	0/0	0	18
Green	0	0	0	0	5/6	4/7	0	17
L. Carter	2	2	0	0	0/0	0/0	0	12
Wood	2	0	0	2	0/0	0/0	0	12
BUCCANEERS	11	4	3	4	10/11	9/17	0	103
OPPONENTS	26	13	10	3	23/26	14/25	1	223

FIELD GOALS	1/19	20/29	30/39	40/49	50+	LONG
Green	0/0	3/3	0/2	1/2	0/0	40
Leavitt	1/1	2/3	1/2	1/3	0/1	40
BUCCANEERS	1/1	5/6	1/4	2/5	0/1	40
OPPONENTS	1/1	2/4	4/7	7/10	0/3	47

RUSHING	NO.	YDS.	AVG.	LONG	TD
Bell	148	436	2.9	20	1
Davis	95	297	3.1	35	1
DuBose	71	284	4.0	13	0
Williams	63	198	3.1	14	0
L. Carter	59	117	2.0	20	2
BUCCANEERS	465	1,424	3.06	35	4
OPPONENTS	581	2,031	3.50	35	13

PASSING	ATT.	CMP.	YDS.	CMP%	YDS/ATT	TD	TD%	INT	INT%	LONG	SK/LOST	RTG
Huff	138	67	889	48.6	6.44	3	2.17	13	9.42	67	15/150	37.0
Hedberg	90	25	244	18.9	1.84	0	0.00	10	7.58	19	15/131	8.0
Blount	89	37	522	41.6	5.87	0	0.00	7	7.87	56	18/164	28.3
BUCCANEERS	321	131	1,714	40.8	5.34	3	0.93	30	9.34	67	48/445	22.6
OPPONENTS	337	190	2,141	56.4	6.35	10	2.96	23	6.82	51	30/246	57.2

RECEIVING	NO.	YDS.	AVG.	LONG	TD
Owens	34	655	19.3	67	3
Hagins	15	196	13.1	56	0
McKay	12	164	13.7	26	0
DuBose	11	89	8.1	17	0
Bell	11	88	8.0	23	0
BUCCANEERS	131	1,714	13.1	67	3
OPPONENTS	190	2,141	11.3	51	10

INTERCEPTIONS	NO.	YDS.	AVG.	LONG	TD
Washington	5	71	14.2	45	1
Wood	4	86	21.5	30	1
White	4	61	15.3	32	0
Brown	2	66	32.5	27	0
Lewis	2	55	27.5	42	0
BUCCANEERS	23	368	16.0	45	3
OPPONENTS	30	429	14.3	79	3

TACKLES	SOLO	ASST.	TOTAL
D. Selmon	N/A	N/A	167
Wood	N/A	N/A	141
Brown	N/A	N/A	116

SACKS	SPECIAL TEAM TACKLES
L.R. Selmon	13.0
Rudolph	6.5
Johnson	3.0
Pear	2.5
Lewis	2.0

BUCCANEERS	30.0
OPPONENTS	48.0

PUNTING	NO.	YDS.	AVG.	NET	TB	IN20	LG	BK
Green	98	3,948	40.3	34.3	6	16	70	1
BUCCANEERS	99	3,948	39.9	33.9	6	16	70	1
OPPONENTS	89	3,351	37.6	32.0	7	19	54	0

PUNT RETURNS	RET.	FC	YDS.	AVG.	LONG	TD
Reece	31	2	276	8.9	36	0
Hagins	17	1	85	5.0	29	0
BUCCANEERS	48	3	361	7.5	36	0
OPPONENTS	71	6	469	6.6	38	0

KICKOFF RETURNS	NO.	YDS.	AVG.	LONG	TD
Reece	3	72	24.0	34	0
Hagins	21	493	23.5	41	0
Ragsdale	3	68	22.7	21	0
Davis	15	277	18.5	28	0
Nafziger	1	4	4.0	4	0
BUCCANEERS	43	914	21.2	41	0
OPPONENTS	33	699	21.2	35	0

USUAL STARTING LINEUP				OFFENSE:				DEFENSE:			
WR	89	John McKay	LE	78	Council Rudolph						
LT	75	Dave Reavis	DT	76	Dave Pear						
LG	62	Jeff Winans	RE	63	Lee Roy Selmon						
C	51	Dan Ryczek	OLB	57	David Lewis						
RG	68	Dan Medlin	ILB	61	Dewey Selmon						
RT	70	Darryl Carlton	ILB	54	Richard Wood						
TE	83	Dana Nafziger	OLB	56	Cecil Johnson						
WR	85	Morris Owens	LCB	45	Jeris White						
QB	19	Gary Huff	RCB	40	Mike Washington						
FB	35	Jimmy DuBose	SS	33	Mark Cotney						
RB	42	Ricky Bell	FS	34	Cedric Brown						

DATE	W/L	SCORE	OPPONENT	ATT.
9/2	L	13-19	N.Y. GIANTS	67,456
9/9	L	7-15	DETROIT	64,445
9/17	W	16-10	at Minnesota	46,152
9/24	W	14-9	ATLANTA	58,073
10/1	L	7-24	MINNESOTA	65,972
10/8	W	30-13	at Kansas City	38,201
10/15	L	14-17	at N.Y. Giants	68,025
10/22	W	33-19	CHICAGO	68,146
10/29	L	7-9	at Green Bay	55,108
11/5	L	23-26	at L.A. Rams	55,182
11/12	L	23-34	at Detroit	60,320
11/19	W	31-10	BUFFALO	61,383
11/26	L	3-14	at Chicago	42,373
12/3	L	7-17	GREEN BAY	67,754
12/10	L	3-6	at San Francisco	30,931
12/17	L	10-17	NEW ORLEANS	51,207

	BUCS	OPP
TOTAL FIRST DOWNS	238	256
Rushing	111	109
Passing	101	131
Penalty	26	16
3rd Down: Made/Att.	72/233	90/264
TOTAL NET YARDS	3,800	4,328
Avg. Per Game	237.5	270.5
Total Plays	962	1047
Avg. Per Play	4.0	4.1
NET YARDS RUSHING	2,098	2,049
Avg. Per Game	131.1	128.1
Total Rushes	549	595
NET YARDS PASSING	1,703	2,279
Avg. Per Game	106.4	142.4
Sacked /Yards Lost	52/468	33/256
Gross Yards	2,171	2,535
Att./Completions	361/151	419/241
Completion Pct.	41.8	57.5
Had Intercepted	18	29
PUNTS/AVERAGE	102/40.1	97/40.4
NET PUNTING AVG.	33.0	32.2
PENALTIES / YARDS	100/860	101/963
FUMBLES / FUMBLES LOST	35/20	32/14
TOUCHDOWNS	29	27
Rushing	16	12
Passing	12	13
Returns	1	2

BY QUARTERS	1	2	3	4	OT	TOT
BUCCANEERS	40	82	30	89	0	241
OPPONENTS	67	64	46	82	0	259

SCORING	TD	R	P	RT	PAT	FG	S	PTS
O'Donoghue	0	0	0	0	25/29	13/23	0	64
Bell	6	6	0	0	0/0	0/0	0	36
Owens	5	0	5	0	0/0	0/0	0	30
DuBose	4	4	0	0	0/0	0/0	0	24
Obradovich	3	0	3	0	0/0	0/0	0	18

BUCCANEERS	29	16	12	1	25/29	14/24	0	241
OPPONENTS	27	12	13	2	23/27	24/31	1	259

FIELD GOALS	1/19	20/29	30/39	40/49	50+	LONG
O'Donoghue	0/0	6/6	2/6	5/10	0/1	49
Green	0/0	0/0	1/1	0/0	0/0	35
BUCCANEERS	0/0	6/6	3/7	5/10	0/1	49
OPPONENTS	0/0	12/12	7/10	5/7	0/2	48

RUSHING	NO.	YDS.	AVG.	LONG	TD
Bell	185	679	3.7	56	6
Davis	97	370	3.8	18	3
DuBose	93	358	3.8	12	4
Carter	81	275	3.4	17	1
Rae	20	186	9.3	42	0
BUCCANEERS	549	2,098	3.8	56	16
OPPONENTS	595	2,049	3.4	75t	12

PASSING	ATT.	CMP.	YDS.	CMP%	YDS/ATT	TD	TD%	INT	INT%	LONG	SK/LOST	RTG
Williams	194	73	1,170	37.6	6.03	7	3.6	8	4.1	56t	6/69	53.5
Rae	118	57	705	48.3	5.97	4	3.4	7	5.9	33t	37/288	54.0
Huff	36	15	169	41.7	4.69	1	2.8	3	8.3	31t	5/54	34.1
BUCCANEERS	361	151	2,171	41.8	6.01	12	3.3	18	5.0	66	52/468	52.1
OPPONENTS	419	241	2,535	57.5	6.05	13	3.1	29	6.9	68t	33/256	56.8

RECEIVING	NO.	YDS.	AVG.	LONG	TD
Owens	32	640	20.0	66	5
Giles	23	324	14.1	38	2
Carter	19	139	7.3	17	0
Bell	15	122	8.1	22	0
Obradovich	14	219	15.6	28t	3
BUCCANEERS	151	2,171	14.4	66	12
OPPONENTS	241	2,535	10.5	68t	13

INTERCEPTIONS	NO.	YDS.	AVG.	LONG	TD
C. Brown	6	110	18.3	29	0
J. White	5	56	11.2	31	0
Washington	5	43	8.6	24	0
Lewis	3	24	8.0	13	0
Jordan	3	23	7.7	22	0
BUCCANEERS	29	312	10.8	31	0
OPPONENTS	18	235	13.1	32t	1

TACKLES	SOLO	ASST.	TOTAL
Wood	N/A	N/A	168
D. Selmon	N/A	N/A	158
Pear	N/A	N/A	127
Lewis	N/A	N/A	118
J. White	N/A	N/A	103

SACKS		SPECIAL TEAM TACKLES	
L.R. Selmon	11.0	Kollar	18
Pear	9.0	Nafziger	15
Hannah	4.5	Bonness	14
Chambers	3.0	Mucker	13
Lewis	1.5	Obradovich	11

BUCCANEERS	33.0
OPPONENTS	52.0

PUNTING	NO.	YDS.	AVG.	NET	TB	IN20	LG	BK
Green	100	4,092	40.9	33.7	14	20	61	2
BUCCANEERS	1024,092	40.1	33.0	14	20	61	2	
OPPONENTS	97	3,919	40.4	32.2	14	14	60	0

PUNT RETURNS	RET.	FC	YDS.	AVG.	LONG	TD
Reece	44	3	393	8.9	50	0
Mucker	7	1	49	7.0	14	0
Cotney	5	1	38	7.6	10	0
Hagins	4	1	23	5.8	11	0
C. Brown	2	1	9	4.5	9	0
BUCCANEERS	62	7	512	8.3	50	0
OPPONENTS	62	4	447	7.2	31	0

KICKOFF RETURNS	NO.	YDS.	AVG.	LONG	TD
Ragsdale	24	555	23.1	46	0
Reece	11	240	21.8	32	0
Carter	6	97	16.2	21	0
Hagins	4	69	17.3	20	0
Giles	5	60	12.0	17	0
BUCCANEERS	57	1,095	19.2	46	0
OPPONENTS	49	1,146	23.4	66	0

USUAL STARTING LINEUP				OFFENSE:				DEFENSE:			
WR	89	John McKay	LE	73	Charley Hannah						
LT	75	Dave Reavis	DT	76	Dave Pear						
LG	64	Greg Horton	RE	63	Lee Roy Selmon						
C	79	Steve Wilson	OLB	57	David Lewis						
RG	72	Garry Puetz	ILB	61	Dewey Selmon						
RT	70	Darryl Carlton	ILB	54	Richard Wood						
TE	88	Jimmie Giles	OLB	56	Cecil Johnson						
WR	85	Morris Owens	LCB	45	Jeris White						
QB	12	Doug Williams	RCB	40	Mike Washington						
FB	38	Johnny Davis	SS	33	Mark Cotney						
RB	42	Ricky Bell	FS	34	Cedric Brown						

1979

RECORD: 10-6

HEAD COACH: JOHN MCKAY

DATE	W/L	SCORE	OPPONENT	ATT.
9/1	W	31-16	DETROIT	68,225
9/9	W	29-26 (ot)	at Baltimore	36,374
9/16	W	21-10	at Green Bay	55,498
9/23	W	21-6	L.A. RAMS	69,497
9/30	W	17-13	at Chicago	55,258
10/7	L	14-17	at N.Y. Giants	72,841
10/14	L	14-42	NEW ORLEANS	67,640
10/21	W	21-3	GREEN BAY	67,186
10/28	W	12-10	at Minnesota	46,906
11/4	L	14-17	at Atlanta	55,150
11/11	W	16-14	at Detroit	70,461
11/18	W	31-3	N.Y. GIANTS	70,261
11/25	L	22-23	MINNESOTA	70,039
12/2	L	0-14	CHICAGO	69,508
12/9	L	7-23	at San Francisco	44,506
12/16	W	3-0	KANSAS CITY	63,624
PLAYOFFS				
12/29	W	24-17	PHILADELPHIA	71,402
1/6	L	0-9	L.A. RAMS	72,033

	BUCS	OPP
TOTAL FIRST DOWNS	267	247
Rushing	107	116
Passing	137	111
Penalty	23	20
3rd Down: Made/Att.	92/264	79/247
TOTAL NET YARDS	5,049	3,949
Avg. Per Game	315.6	246.8
Total Plays	1,055	1,015
Avg. Per Play	4.79	3.89
NET YARDS RUSHING	2,437	1,873
Avg. Per Game	152.3	117.1
Total Rushes	609	539
NET YARDS PASSING	2,612	2,076
Avg. Per Game	163.3	129.8
Sacked /Yards Lost	12/88	40/329
Gross Yards	2,700	2,405
Att./Completions	434/183	436/250
Completion Pct.	42.2	57.3
Had Intercepted	26	14
PUNTS/AVERAGE	95/38.7	104/41.1
NET PUNTING AVG.	30.6	35.4
PENALTIES / YARDS	102/905	100/870
FUMBLES / FUMBLES LOST	25/15	45/24
TOUCHDOWNS	35	28
Rushing	13	13
Passing	19	14
Returns	3	1

BY QUARTERS	1	2	3	4	OT	TOT
BUCCANEERS	33	106	44	87	3	273
OPPONENTS	50	61	46	80	0	237

SCORING	TD	R	P	RT	PAT	FG	S	PTS
O'Donoghue	0	0	0	0	30/35	11/19	0	63
Bell	9	7	2	0	0/0	0/0	0	54
Giles	7	0	7	0	0/0	0/0	0	42
Mucker	5	0	5	0	0/0	0/0	0	30
Hagins	3	0	3	0	0/0	0/0	0	18
BUCCANEERS	35	13	19	3	30/35	11/19	0	273
OPPONENTS	28	13	14	1	25/28	14/24	1	

FIELD GOALS	1/19	20/29	30/39	40/49	50+	LONG
O'Donoghue	1/1	3/4	5/9	2/5	0/0	44
BUCCANEERS	1/1	3/4	5/9	2/5	0/0	44
OPPONENTS	0/0	4/4	5/9	5/11	0/0	47

RUSHING	NO.	YDS.	AVG.	LONG	TD
Bell	283	1,263	4.5	49	7
Eckwood	194	690	3.6	61t	2
J. Davis	59	221	3.7	18	2
Williams	35	119	3.4	16	2
Berns	23	102	4.4	16	0
BUCCANEERS	609	2,437	4.0	61t	13
OPPONENTS	539	1,873	3.5	60t	13

PASSING	ATT.	CMP.	YDS.	CMP%	YDS/ATT	TD	TD%	INT	INT%	LONG	SK/LOST	RTG
Williams	397	166	2,448	41.8	6.17	18	4.5	24	6.0	66t	7/57	52.6
Rae	36	17	252	47.2	7.00	1	2.8	2	5.6	29	5/31	56.7
BUCCANEERS	434	183	2,700	42.2	6.22	19	4.4	26	6.0	66t	12/88	52.8
OPPONENTS	436	250	2,405	57.3	5.52	14	3.2	14	3.2	67t	40/329	70.2

RECEIVING	NO.	YDS.	AVG.	LONG	TD
Giles	40	579	14.5	66t	7
Hagins	39	692	17.7	57	3
Bell	25	248	9.9	26	2
Eckwood	22	268	12.2	31	0
Owens	20	377	18.9	64	0
BUCCANEERS	183	2,700	14.8	66t	19
OPPONENTS	250	2,405	9.6	67t	14

INTERCEPTIONS	NO.	YDS.	AVG.	LONG	TD
C. Brown	3	79	26.3	72	0
Washington	3	64	21.3	49t	1
White	3	39	13.0	39	0
Wood	2	37	18.5	24	0
D. Lewis	2	19	9.5	11	0
BUCCANEERS	14	238	17.0	72	1
OPPONENTS	26	324	12.5	40	1

TACKLES	SOLO	ASST.	TOTAL
Wood	N/A	N/A	158
D. Selmon	N/A	N/A	125
L.R. Selmon	N/A	N/A	117
D. Lewis	N/A	N/A	111
C. Brown	N/A	N/A	90

SACKS		SPECIAL TEAM TACKLES	
L.R. Selmon	11.0	Cesare	18
Chambers	5.5	Reece	18
D. Lewis	5.5	Nafziger	17
Crowder	4.5	Obradovich	16
Three tied with	2.0	Bonness	14

BUCCANEERS	40.0
OPPONENTS	12.0

PUNTING	NO.	YDS.	AVG.	NET	TB	IN20	LG	BK
Blanchard	93	3,679	39.6	30.6	25	14	58	2
BUCCANEERS	953,679	38.7	30.6	25	14	58	2	
OPPONENTS	104	4,275	41.1	35.4	8	19	65	0

PUNT RETURNS	RET.	FC	YDS.	AVG.	LONG	TD
Reece	70	1	431	6.2	17	0
T. Davis	1	1	7	7.0	6	0
BUCCANEERS	71	2	438	6.2	17	0
OPPONENTS	47	8	270	5.7	26	0

KICKOFF RETURNS	NO.	YDS.	AVG.	LONG	TD
Ragsdale	34	675	19.9	30	0
Hagins	9	196	21.8	31	0
Nafziger	2	36	18.0	19	0
T. Davis	4	33	8.3	16	0
Reece	1	13	13.0	13	0
BUCCANEERS	51	959	18.8	31	0
OPPONENTS	55	1,254	22.8	83	0

USUAL STARTING LINEUP					
OFFENSE:			DEFENSE:		
WR	81	Isaac Hagins	LE	60	Wally Chambers
LT	75	Dave Reavis	DT	71	Randy Crowder
LG	64	Greg Horton	RE	63	Lee Roy Selmon
C	50	Steve Wilson	OLB	57	David Lewis
RG	61	Greg Roberts	ILB	58	Dewey Selmon
RT	73	Charley Hannah	ILB	54	Richard Wood
TE	88	Jimmie Giles	OLB	56	Cecil Johnson
WR	85	Morris Owens	LCB	45	Jeris White
QB	12	Doug Williams	RCB	40	Mike Washington
RB	43	Jerry Eckwood	SS	33	Mark Cotney
RB	42	Ricky Bell	FS	34	Cedric Brown

1980

RECORD: 5-10-1 HEAD COACH: JOHN McKAY

DATE	W/L	SCORE	OPPONENT	ATT.
9/7	W	17-12	at Cincinnati	35,551
9/11	W	10-9	L.A. RAMS	66,576
9/21	L	17-28	at Dallas	62,750
9/28	L	27-34	CLEVELAND	65,540
10/6	L	0-23	at Chicago	61,350
10/12	T	14-14 (ot)	GREEN BAY	64,854
10/19	L	14-20	at Houston	48,167
10/26	W	24-23	at San Francisco	51,925
11/2	W	30-13	N.Y. GIANTS	68,256
11/9	L	21-24	PITTSBURGH	71,636
11/16	L	30-38	at Minnesota	46,032
11/23	L	10-24	DETROIT	64,976
11/30	W	20-17	at Green Bay (Milw.)	
54,225				
12/7	L	10-21	MINNESOTA	65,649
12/14	L	14-27	at Detroit	77,098
12/20	L	13-14	CHICAGO	55,298

	BUCS	OPP
TOTAL FIRST DOWNS	281	313
Rushing	102	126
Passing	154	168
Penalty	25	19
3rd Down: Made/Att.	99/241	110/250
TOTAL NET YARDS	5,059	5,405
Avg. Per Game	316.2	337.3
Total Plays	1,031	1,088
Avg. Per Play	4.91	4.97
NET YARDS RUSHING	1,839	2,101
Avg. Per Game	114.9	131.3
Total Rushes	477	548
NET YARDS PASSING	3,220	3,304
Avg. Per Game	201.3	206.5
Sacked/Yards Lost	24/194	24/173
Gross Yards	3,414	3,477
Att./Completions	530/256	516/328
Completion Pct.	48.3	63.6
Had Intercepted	17	15
PUNTS/AVERAGE	89/41.8	89/42.0
NET PUNTING AVG.	33.2	34.9
PENALTIES / YARDS	90/840	117/1077
FUMBLES / FUMBLES LOST	28/21	32/13
TOUCHDOWNS	32	40
Rushing	9	20
Passing	20	17
Returns	3	3

BY QUARTERS	1	2	3	4	OT	TOT
BUCCANEERS	73	88	34	76	0	271
OPPONENTS	58	108	76	99	0	341

SCORING	TD	R	P	RT	PAT	FG	S	PTS
Yepremian	0	0	0	0	31/32	16/23	0	79
House	5	0	5	0	0/0	0/0	0	30
Jones	5	0	5	0	0/0	0/0	0	30
Williams	4	4	0	0	0/0	0/0	0	24
Giles	4	0	4	0	0/0	0/0	0	24
BUCCANEERS	32	9	20	3	31/32	16/23	0	271
OPPONENTS	40	20	17	3	39/40	20/33	1	341

FIELD GOALS	1/19	20/29	30/39	40/49	50+ LONG
Yepremian	1/1	7/8	7/9	1/5	0/0
BUCCANEERS	1/1	7/8	7/9	1/5	0/0
OPPONENTS	2/2	5/6	8/12	5/12	0/1

RUSHING	NO.	YDS.	AVG.	LONG	TD
Bell	174	599	3.4	40	2
Eckwood	149	504	3.4	35t	2
Williams	58	370	6.4	27	4
Berns	39	131	3.4	17	0
J. Davis	39	130	3.3	8	1
BUCCANEERS	477	1,839	3.9	40	9
OPPONENTS	548	2,101	3.8	56	20

PASSING	ATT.	CMP.	YDS.	CMP%	YDS/ATT	TD	TD%	INT	INT%	LONG	SK/LOST	RTG
Williams	521	254	3,396	48.8	6.52	20	3.8	16	3.1	61	23/194	69.7
BUCCANEERS	530	256	3,414	48.3	6.44	20	3.8	17	3.2	61	24/194	68.5
OPPONENTS	516	328	3,477	63.6	6.74	17	3.3	15	2.9	50	24/173	82.1

RECEIVING	NO.	YDS.	AVG.	LONG	TD
Jones	48	669	13.9	41t	5
Eckwood	47	475	10.1	40	1
Bell	38	292	7.7	22	1
Giles	33	602	18.2	51	4
House	24	531	22.1	61	5
BUCCANEERS	256	3,414	13.3	61	20
OPPONENTS	328	3,477	10.6	50	17

INTERCEPTIONS	NO.	YDS.	AVG.	LONG	TD
Washington	4	30	7.5	16	0
Wood	3	76	25.3	55t	1
Cotney	3	28	9.3	21	0
Colzie	1	39	39.0	39	0
Brantley	1	6	6.0	6	0
BUCCANEERS	15	179	11.9	55t	1
OPPONENTS	17	185	10.9	44	0

TACKLES	SOLO	ASST.	TOTAL
Wood	N/A	N/A	114
Cotney	N/A	N/A	105
D. Lewis	N/A	N/A	101
D. Selmon	N/A	N/A	99
L.R. Selmon	N/A	N/A	97

SACKS		SPECIAL TEAM TACKLES	
L.R. Selmon	9.0	Hawkins	23
Logan	4.0	Reece	22
Johnson	3.0	Colzie	17
Kollar	3.0	Obradovich	16
Stalls	3.0	A. Brown	15
		T. Davis	15

BUCCANEERS	24.0
OPPONENTS	24.0

PUNTING	NO.	YDS.	AVG.	NET	TB IN 20	LG	BK
Blanchard	88	3,722	42.3	33.2	12	18	62
BUCCANEERS	89	3,722	41.8	33.2	12	18	62
OPPONENTS	89	3,738	42.0	34.9	16	15	61

PUNT RETURNS	RET.	FC	YDS.	AVG.	LONG	TD
Reece	57	1	313	5.5	19	0
T. Davis	0	1	0	0.0	0	0
BUCCANEERS	57	2	313	5.5	19	0
OPPONENTS	54	4	529	9.8	53t	1

KICKOFF RETURNS	NO.	YDS.	AVG.	LONG	TD
G. Davis	44	951	21.6	54	0
Reece	7	128	18.3	23	0
Hagins	4	82	20.5	23	0
T. Davis	4	58	14.5	16	0
Obradovich	5	46	9.2	15	0
BUCCANEERS	67	1,294	19.3	54	0
OPPONENTS	62	1,417	22.9	91t	1

USUAL STARTING LINEUP			
OFFENSE:		DEFENSE:	
WR	84 Gordon Jones	LE	77 Bill Kollar
LT	75 Dave Reavis	NT	76 David Logan
LG	68 George Yarno	RE	63 Lee Roy Selmon
C	50 Steve Wilson	OLB	57 David Lewis
RG	72 Ray Snell	ILB	58 Dewey Selmon
RT	73 Charley Hannah	ILB	54 Richard Wood
TE	88 Jimmie Giles	OLB	56 Cecil Johnson
WR	81 Isaac Hagins	LCB	25 Curtis Jordan
QB	12 Doug Williams	RCB	40 Mike Washington
RB	42 Ricky Bell	SS	33 Mark Cotney
RB	43 Jerry Eckwood	FS	34 Cedric Brown

1981

RECORD: 9-7 HEAD COACH: JOHN McKAY

DATE	W/L	SCORE	OPPONENT	ATT.
9/5	W	21-13	MINNESOTA	66,287
9/13	L	10-19	at Kansas City	50,555
9/20	L	17-28	at Chicago	60,130
9/27	W	20-10	ST. LOUIS	65,850
10/4	W	28-10	DETROIT	71,733
10/11	W	21-10	at Green Bay	52,264
10/18	L	16-18	at Oakland	42,288
10/25	L	10-20	at Philadelphia	70,174
11/1	W	20-10	CHICAGO	68,688
11/8	L	10-25	at Minnesota	47,038
11/15	L	7-24	DENVER	64,518
11/22	W	37-3	GREEN BAY	63,251
11/29	W	31-14	at New Orleans	62,209
12/6	W	24-23	ATLANTA	69,221
12/13	L	23-24	SAN DIEGO	67,388
12/20	W	20-17	at Detroit	80,444

PLAYOFFS

1/2	L	0-38	at Dallas	64,848
-----	---	------	-----------	--------

	BUCS	OPP
TOTAL FIRST DOWNS	269	320
Rushing	95	123
Passing	159	174
Penalty	15	23
3rd Down: Made/Att.	63/195	93/238
TOTAL NET YARDS	5,160	5,312
Avg. Per Game	322.5	332.0
Total Plays	950	1,115
Avg. Per Play	5.43	4.76
NET YARDS RUSHING	1,731	2,172
Avg. Per Game	108.2	135.8
Total Rushes	458	551
NET YARDS PASSING	3,429	3,140
Avg. Per Game	214.3	198.3
Sacked/Yards Lost	19/136	23/157
Gross Yards	3,565	3,297
Att./Completions	473/239	541/317
Completion Pct.	50.5	58.6
Had Intercepted	14	32
PUNTS/AVERAGE	82/41.2	73/41.2
NET PUNTING AVG.	31.5	34.0
PENALTIES/YARDS	89/779	79/650
FUMBLES/FUMBLES LOST	27/14	32/14
TOUCHDOWNS	38	27
Rushing	13	16
Passing	20	10
Returns	5	1

BY QUARTERS	1	2	3	4	OT	TOT
BUCCANEERS	54	82	58	121	0	315
OPPONENTS	66	70	47	85	0	268

SCORING	TD	R	P	RT	PAT	FG	S	PTS
Capece	0	0	0	0	30/32	15/24	0	75
House	9	0	9	0	0/0	0/0	0	54
Giles	6	0	6	0	0/0	0/0	0	36
Wilder	5	4	1	0	0/0	0/0	0	30
Williams	4	4	0	0	0/0	0/0	0	24
BUCCANEERS	38	13	20	5	36/38	17/28	0	315
OPPONENTS	27	16	10	1	27/27	25/33	2	268

FIELD GOALS	1/19	20/29	30/39	40/49	50+	LONG
Capece	0/0	5/7	3/5	5/10	2/2	51
Yepremian	0/0	0/0	1/1	1/3	0/0	44
BUCCANEERS	0/0	5/7	4/6	6/13	2/2	51
OPPONENTS	0/0	6/6	7/9	9/13	3/5	53

RUSHING	NO.	YDS.	AVG.	LONG	TD
Eckwood	172	651	3.8	59	2
Owens	91	406	4.5	35t	3
Wilder	107	370	3.5	23t	4
Williams	48	209	4.4	29	4
R. Bell	30	80	2.7	8	0
BUCCANEERS	458	1,731	3.8	59	13
OPPONENTS	551	2,172	3.9	34	16

RECEIVING	NO.	YDS.	AVG.	LONG	TD
House	56	1176	21.0	84t	9
Giles	45	786	17.5	81t	6
Wilder	48	507	10.6	38	1
T. Bell	21	318	15.1	58t	2
Jones	20	276	13.8	44	1
BUCCANEERS	239	3,565	14.9	84t	20
OPPONENTS	317	3,297	10.4	59	10

INTERCEPTIONS	NO.	YDS.	AVG.	LONG	TD
Brown	9	215	23.9	81t	2
Washington	6	156	26.0	34	1
Colzie	6	110	18.3	82t	1
Johnson	5	84	16.8	36	0
Green	2	56	28.0	50	0
BUCCANEERS	32	648	20.3	82t	4
OPPONENTS	14	179	12.8	39	0

TACKLES	SOLO	ASST.	TOTAL
C. Johnson	N/A	N/A	174
Green	N/A	N/A	151
Wood	N/A	N/A	140
Logan	N/A	N/A	115
Thomas	N/A	N/A	81

SACKS		SPECIAL TEAM TACKLES	
L.R. Selmon	6.5	Nafziger	22
Logan	5.5	Obradovich	17
Green	3.0	Hawkins	16
Hawkins	2.0	Owens	12
Six tied with one		White	12

BUCCANEERS	23.0
OPPONENTS	19.0

PUNTING	NO.	YDS.	AVG.	NET	TB	IN20	LG	BK
Swider	58	2,476	42.7	34.3	4	13	62	2
Blanchard	22	899	40.9	27.3	2	4	58	0
BUCCANEERS	82	3,375	41.2	31.5	6	17	62	2
OPPONENTS	73	3,006	41.2	34.0	14	18	57	0

PUNT RETURNS	RET.	FC	YDS.	AVG.	LONG	TD
T. Bell	27	0	132	4.9	13	0
Holt	9	3	100	11.1	56	0
BUCCANEERS	38	3	244	6.4	56	0
OPPONENTS	52	6	668	12.8	88t	1

KICKOFF RETURNS	NO.	YDS.	AVG.	LONG	TD
Owens	24	473	19.7	34	0
Holt	11	274	24.9	40	0
G. Davis	5	81	16.2	21	0
T. Davis	3	51	17.0	21	0
Wilder	1	19	19.0	19	0
BUCCANEERS	46	912	19.8	40	0
OPPONENTS	64	1,332	20.8	43	0

USUAL STARTING LINEUP				DEFENSE:			
OFFENSE:							
WR	83	Theo Bell	LE	77	Bill Kollar		
LT	74	Gene Sanders	NT	76	David Logan		
LG	72	Ray Snell	RE	63	Lee Roy Selmon		
C	50	Steve Wilson	OLB	59	Andy Hawkins		
RG	61	Greg Roberts	ILB	56	Cecil Johnson		
RT	73	Charley Hannah	ILB	54	Richard Wood		
TE	88	Jimmie Giles	OLB	53	Hugh Green		
WR	89	Kevin House	LCB	41	Norris Thomas		
QB	12	Doug Williams	RCB	40	Mike Washington		
FB	32	James Wilder	SS	20	Neal Colzie		
RB	43	Jerry Eckwood	FS	34	Cedric Brown		
	26	James Owens					

PASSING	ATT.	CMP.	YDS.	CMP%	YDS/ATT	TD	TD%	INT	INT%	LONG	SK/LOST	RTG
Williams	471	238	3,563	50.5	7.56	19	4.0	14	3.0	84t	18/135	76.5
BUCCANEERS	473	239	3,565	50.5	7.54	20	4.2	14	3.0	84t	19/136	77.1
OPPONENTS	541	317	3,297	58.6	6.09	10	1.8	32	5.9	59	23/157	57.7

DATE	W/L	SCORE	OPPONENT	ATT.
9/12	L	10-17	at Minnesota	58,440
9/19	L	13-21	WASHINGTON	66,187
11/21	L	9-14	at Dallas	49,578
11/29	W	23-17	MIAMI	65,854
12/5	W	13-10	at New Orleans	61,709
12/12	L	17-32	at N.Y. Jets	28,147
12/19	W	24-23	BUFFALO	62,510
12/26	W	23-21	DETROIT	65,997
1/2	W	26-23 (ot)	CHICAGO	68,112

PLAYOFFS

1/9	L	17-30	at Dallas	65,042
-----	---	-------	-----------	--------

	BUCS	OPP
TOTAL FIRST DOWNS	163	159
Rushing	52	72
Passing	105	76
Penalty	6	11
3rd Down: Made/Att.	48/126	47/122
4th Down: Made/Att.	8/9	7/9
POSSESSION AVG.	29:35	30:25
TOTAL NET YARDS	2,895	2,442
Avg. Per Game	321.7	271.3
Total Plays	587	564
Avg. Per Play	4.93	4.33
NET YARDS RUSHING	952	1,058
Avg. Per Game	105.8	117.6
Total Rushes	268	285
NET YARDS PASSING	1,943	1,384
Avg. Per Game	215.9	153.8
Sacked /Yards Lost	11/128	25/224
Gross Yards	2,071	1,608
Att./Completions	308/164	254/145
Completion Pct.	53.2	57.1
Had Intercepted	11	11
PUNTS/AVERAGE	40/40.5	42/43.4
NET PUNTING AVG.	32.7	37.2
PENALTIES/YARDS	38/297	38/425
FUMBLES/FUMBLES LOST	28/12	15/10
TOUCHDOWNS	15	21
Rushing	6	9
Passing	9	10
Returns	0	2

BY QUARTERS	1	2	3	4	OT	TOT
BUCCANEERS	9	40	51	55	3	158
OPPONENTS	46	53	43	36	0	178

SCORING	TD	R	P	RT	PAT	FG	S	PTS
Capece	0	0	0	0	14/14	18/23	0	68
Wilder	4	3	1	0	0/0	0/0	0	24
Giles	3	0	3	0	0/0	0/0	0	18
House	2	0	2	0	0/0	0/0	0	12
Carver	2	1	1	0	0/0	0/0	0	12
BUCCANEERS	15	6	9	0	14/15	18/23	0	158
OPPONENTS	21	9	10	2	16/21	12/17	0	178

FIELD GOALS	1/19	20/29	30/39	40/49	50+	LONG
Capece	0/0	10/11	5/6	1/3	2/3	51
BUCCANEERS	0/0	10/11	5/6	1/3	2/3	51
OPPONENTS	2/2	3/3	3/4	4/6	0/2	49

RUSHING	NO.	YDS.	AVG.	LONG	TD
Wilder	83	324	3.9	47	3
Owens	76	238	3.1	14	0
Carver	70	229	3.3	13t	1
Williams	35	158	4.5	14	2
Morton	2	3	1.5	2	0
BUCCANEERS	268	952	3.6	47	6
OPPONENTS	285	1,058	3.7	25	9

PASSING	ATT.	CMP.	YDS.	CMP%	YDS/ATT	TD	TD%	INT	INT%	LONG	SK/LOST	RTG
Williams	307	164	2,071	53.4	6.75	9	2.9	11	3.6	62t	11/128	69.4
BUCCANEERS	308	164	2,071	53.2	6.72	9	2.9	11	3.6	62t	11/128	69.1
OPPONENTS	254	145	1,608	57.1	6.33	10	3.9	11	4.3	49	25/224	71.1

RECEIVING	NO.	YDS.	AVG.	LONG	TD
Wilder	53	466	8.8	32	1
Giles	28	499	17.8	48	3
House	28	438	15.6	62t	2
T. Bell	15	203	13.5	25	0
Jones	14	205	14.6	26	1
BUCCANEERS	164	2,071	12.6	62t	9
OPPONENTS	145	1,608	11.1	49	10

INTERCEPTIONS	NO.	YDS.	AVG.	LONG	TD
Colzie	3	64	21.3	51	0
C. Brown	3	31	10.3	24	0
Washington	3	13	4.3	13	0
Green	1	31	31.0	31	0
Thomas	1	0	0.0	0	0
BUCCANEERS	11	139	12.6	51	0
OPPONENTS	11	114	10.4	39t	1

TACKLES	SOLO	ASST.	TOTAL
Green	N/A	N/A	71
Johnson	N/A	N/A	70
Brantley	N/A	N/A	62
Logan	N/A	N/A	61
Selmon	N/A	N/A	58

SACKS		SPECIAL TEAM TACKLES	
Stalls	6.5	Davis	10
Logan	4.8	Cotney	10
Selmon	4.0	Morris	9
Green	2.3	Smith	8
Hawkins	2.3	Obradovich	7

BUCCANEERS	25.0
OPPONENTS	11.0

PUNTING	NO.	YDS.	AVG.	NET	TB	IN20	LG	BK
Swider	39	1,620	41.5	32.7	6	6	59	1
BUCCANEERS	40	1,620	40.5	32.7	6	6	59	1
OPPONENTS	42	1,824	43.4	37.2	6	9	59	0

PUNT RETURNS	RET.	FC	YDS.	AVG.	LONG	TD
Holt	16	0	81	5.1	22	0
T. Bell	9	1	62	6.9	14	0
BUCCANEERS	25	1	143	5.7	22	0
OPPONENTS	23	2	192	8.3	22	0

KICKOFF RETURNS	NO.	YDS.	AVG.	LONG	TD
Morton	21	361	17.2	26	0
Carver	3	62	20.7	25	0
Owens	3	52	17.3	27	0
J. R. Smith	3	47	15.7	24	0
Yarno	1	14	14.0	14	0
BUCCANEERS	33	548	16.6	27	0
OPPONENTS	40	870	21.8	50	0

USUAL STARTING LINEUP

OFFENSE:	DEFENSE:
WR 84 Gordon Jones	LE 65 Dave Stalls
LT 75 Dave Reavis	NT 76 David Logan
LG 72 Ray Snell	RE 63 Lee Roy Selmon
C 50 Steve Wilson	OLB 59 Andy Hawkins
RG 61 Greg Roberts	ILB 56 Cecil Johnson
RT 76 Charley Hannah	ILB 52 Scot Brantley
TE 88 Jimmie Giles	OLB 53 Hugh Green
WR 89 Kevin House	LCB 41 Norris Thomas
QB 12 Doug Williams	RCB 41 Mike Washington
FB 32 James Wilder	SS 20 Neal Colzie
RB 26 James Owens	FS 34 Cedric Brown

1983

RECORD: 2-14

HEAD COACH: JOHN MCKAY

DATE	W/L	SCORE	OPPONENT	ATT.
9/4	L	0-11	DETROIT	62,154
9/11	L	10-17	at Chicago	58,186
9/18	L	16-19 (ot)	MINNESOTA	57,567
9/25	L	17-23	CINCINNATI	56,023
10/2	L	14-55	at Green Bay	54,272
10/9	L	24-27 (ot)	at Dallas	63,308
10/16	L	27-34	ST. LOUIS	48,224
10/23	L	21-24	NEW ORLEANS	48,242
10/30	L	12-17	at Pittsburgh	57,648
11/6	W	17-12	at Minnesota	59,239
11/13	L	0-20	at Cleveland	56,091
11/20	L	0-27	CHICAGO	36,816
11/27	W	33-24	HOUSTON	38,625
12/4	L	21-35	at San Francisco	49,773
12/12	L	9-12 (ot)	GREEN BAY	50,763
12/18	L	20-23	at Detroit	78,392

	BUCS	OPP
TOTAL FIRST DOWNS	248	320
Rushing	72	124
Passing	156	172
Penalty	20	24
3rd Down: Made/Att.	73/225	89/229
4th Down: Made/Att.	11/20	9/14
POSSESSION AVG.	27:55	32:05
TOTAL NET YARDS	4,477	5,397
Avg. Per Game	279.8	337.3
Total Plays	1,005	1,093
Avg. Per Play	4.45	4.94
NET YARDS RUSHING	1,353	2,082
Avg. Per Game	84.6	130.1
Total Rushes	428	561
NET YARDS PASSING	3,124	3,315
Avg. Per Game	195.3	207.2
Sacked /Yards Lost	49/366	42/309
Gross Yards	3,490	3,624
Att./Completions	528/300	490/300
Completion Pct.	56.8	61.2
Had Intercepted	24	23
PUNTS/AVERAGE	96/41.8	79/40.7
NET PUNTING AVG.	33.0	33.9
PENALTIES/YARDS	94/832	105/799
FUMBLES/FUMBLES LOST	39/13	43/18
TOUCHDOWNS	31	42
Rushing	9	19
Passing	18	15
Returns	4	8

BY QUARTERS	1	2	3	4	OT	TOT
BUCCANEERS	43	68	65	65	0	241
OPPONENTS	67	130	67	107	9	380

SCORING	TD	R	P	RT	PAT	FG	S	PTS
Capece	0	0	0	0	23/26	10/23	0	53
Owens	6	5	1	0	0/0	0/0	0	36
Wilder	6	4	2	0	0/0	0/0	0	36
House	5	0	5	0	0/0	0/0	0	30
T. Bell	2	0	2	0	0/0	0/0	0	12
BUCCANEERS	31	9	18	4	25/31	10/24	0	241
OPPONENTS	42	19	15	8	40/42	28/34	2	380

FIELD GOALS	1/19	20/29	30/39	40/49	50+ LONG
Capece	0/0	7/8	0/4	3/8	0/3
Warnke	0/0	0/1	0/0	0/0	0/0
BUCCANEERS	0/0	7/9	0/4	3/8	0/3
OPPONENTS	1/1	8/8	8/10	7/10	4/5

PASSING	ATT.	CMP.	YDS.	CMP%	YDS/ATT	TD	TD%	INT	INT%	LONG	SK/LOST	RTG
J. Thompson	423	249	2,906	58.9	6.87	18	4.3	21	5.0	80	39/289	73.3
Golsteyn	97	47	535	48.5	5.52	0	0.0	2	2.1	52	7/52	56.8
BUCCANEERS	528	300	3,490	56.8	6.61	18	3.4	24	4.5	80	49/366	69.6
OPPONENTS	490	300	3,624	61.2	7.40	15	3.1	23	4.7	80t	42/309	74.7

RUSHING	NO.	YDS.	AVG.	LONG	TD
Wilder	161	640	4.0	75t	4
Carver	114	348	3.1	16	0
Owens	96	266	2.8	15	5
Armstrong	7	30	4.3	7	0
Morton	13	28	2.2	5	0
BUCCANEERS	428	1,353	3.2	75t	9
OPPONENTS	561	2,082	3.7	39	19

RECEIVING	NO.	YDS.	AVG.	LONG	TD
Wilder	57	380	6.7	31	2
Carter	48	694	14.5	56t	2
House	47	769	16.4	74t	5
T. Bell	25	410	16.4	52	2
Giles	25	349	14.0	80	1
BUCCANEERS	300	3,490	11.6	80	18
OPPONENTS	300	3,624	12.1	80t	15

INTERCEPTIONS	NO.	YDS.	AVG.	LONG	TD
B. Reece	6	70	11.7	29	0
C. Brown	4	78	19.5	36	0
Holt	3	43	14.3	25	0
Green	2	54	27.0	33t	2
Washington	2	41	20.5	25	0
BUCCANEERS	23	367	16.0	69t	3
OPPONENTS	24	316	13.2	70t	4

TACKLES	SOLO	ASST.	TOTAL
Green	N/A	N/A	138
J. Davis	N/A	N/A	137
Brantley	N/A	N/A	134
Logan	N/A	N/A	109
Holt	N/A	N/A	78

SACKS		SPECIAL TEAM TACKLES	
Selmon	11.0	Witte	19
Logan	9.5	Spradlin	14
Cannon	5.0	Obradovich	13
Green	3.5	Smith	12
Hawkins	3.0	Morris	12

BUCCANEERS	42.0
OPPONENTS	49.0

PUNTING	NO.	YDS.	AVG.	NET	TB	IN20LG	BK
Garcia	95	4,008	42.2	33.0	12	16	64
BUCCANEERS	96	4,008	41.8	33.0	12	16	64
OPPONENTS	79	3,217	40.7	33.9	12	11	65

PUNT RETURNS	RET.	FC	YDS.	AVG.	LONG	TD
Tyler	27	5	208	7.7	16	0
T. Bell	10	2	48	4.8	11	0
Holt	5	0	43	8.6	17	0
BUCCANEERS	42	7	299	7.1	17	0
OPPONENTS	59	11	603	10.2	90t	1

KICKOFF RETURNS	NO.	YDS.	AVG.	LONG	TD
Morton	30	689	23.0	50	0
Owens	20	380	19.0	31	0
Smith	8	136	17.0	43	0
Spradlin	2	31	15.5	24	0
O'Steen	2	30	15.0	16	0
BUCCANEERS	67	1,310	19.5	50	0
OPPONENTS	50	1,039	20.8	81	0

USUAL STARTING LINEUP				OFFENSE:				DEFENSE:			
WR	87	Gerald Carter	LE	78	John Cannon						
LT	75	Dave Reavis	NT	76	David Logan						
LG	72	Ray Snell	RE	63	Lee Roy Selmon						
C	50	Steve Wilson	OLB	51	Ed Judie						
RG	62	Sean Farrell	ILB	58	Jeff Davis						
RT	70	Kelly Thomas	ILB	52	Scot Brantley						
TE	88	Jimmie Giles	OLB	53	Hugh Green						
WR	89	Kevin House	LCB	21	John Holt						
QB	14	Jack Thompson	RCB	40	Mike Washington						
FB	32	James Wilder	SS	33	Mark Cotney						
RB	28	Melvin Carver	FS	43	Beasley Reece						

PASSING	ATT.	CMP.	YDS.	CMP%	YDS/ATT	TD	TD%	INT	INT%	LONG	SK/LOST	RTG
J. Thompson	423	249	2,906	58.9	6.87	18	4.3	21	5.0	80	39/289	73.3
Golsteyn	97	47	535	48.5	5.52	0	0.0	2	2.1	52	7/52	56.8
BUCCANEERS	528	300	3,490	56.8	6.61	18	3.4	24	4.5	80	49/366	69.6
OPPONENTS	490	300	3,624	61.2	7.40	15	3.1	23	4.7	80t	42/309	74.7

DATE	W/L	SCORE	OPPONENT	ATT.
9/2	L	14-34	at Chicago	58,789
9/9	L	13-17	at New Orleans	54,686
9/16	W	21-17	DETROIT	44,560
9/23	L	14-17	at N.Y. Giants	72,650
9/30	W	30-27 (ot)	GREEN BAY	44,487
10/7	W	35-31	MINNESOTA	47,405
10/14	L	7-13 (ot)	at Detroit	44,308
10/21	L	9-44	CHICAGO	60,003
10/28	L	20-24	at Kansas City	41,710
11/4	L	24-27	at Minnesota	54,949
11/11	W	20-17	N.Y. GIANTS	46,534
11/18	L	17-24	at San Francisco	57,704
11/25	L	33-34	L.A. RAMS	42,242
12/2	L	14-27	at Green Bay	46,800
12/9	W	23-6	ATLANTA	33,808
12/16	W	41-21	N.Y. JETS	43,817

	BUCS	OPP
TOTAL FIRST DOWNS	344	311
Rushing	114	139
Passing	209	157
Penalty	21	15
3rd Down: Made/Att.	94/219	93/212
4th Down: Made/Att.	7/17	7/16
POSSESSION AVG.	31:17	28:43
TOTAL NET YARDS	5,321	5,474
Avg. Per Game	332.6	342.1
Total Plays	1,091	1,033
Avg. Per Play	4.9	5.3
NET YARDS RUSHING	1,776	2,233
Avg. Per Game	111.0	139.6
Total Rushes	483	511
NET YARDS PASSING	3,545	3,241
Avg. Per Game	221.6	202.6
Sacked /Yards Lost	45/362	32/239
Gross Yards	3,907	3,480
Att./Completions	563/334	490/286
Completion Pct.	59.3	58.4
Had Intercepted	23	18
PUNTS/AVERAGE	68/41.9	68/41.0
NET PUNTING AVG.	34.7	35.3
PENALTIES/YARDS	118/875	136/1078
FUMBLES/FUMBLES LOST	36/20	27/14
TOUCHDOWNS	40	47
Rushing	17	27
Passing	22	20
Returns	1	0

BY QUARTERS	1	2	3	4	OT	TOT
BUCCANEERS	57	102	64	109	3	335
OPPONENTS	54	108	76	136	6	380

SCORING	TD	R	P	RT	PAT	FG	S	PTS
Airri	0	0	0	0	38/40	19/26	0	95
Wilder	13	13	0	0	0/0	0/0	0	78
House	5	0	5	0	0/0	0/0	0	30
Carter	5	0	5	0	0/0	0/0	0	30
Armstrong	5	2	3	0	0/0	0/0	0	30
BUCCANEERS	40	17	22	1	38/40	19/26	0	335
OPPONENTS	47	27	20	0	44/46	18/27	0	380

FIELD GOALS	1/19	20/29	30/39	40/49	50+	LONG
Ariri	0/0	7/7	6/7	6/10	0/2	49
BUCCANEERS	0/0	7/7	6/7	6/10	0/2	49
OPPONENTS	0/0	5/6	6/10	5/7	2/4	53

RUSHING	NO.	YDS.	AVG.	LONG	TD
Wilder	407	1,544	3.8	37	13
DeBerg	28	59	2.1	14	2
Carver	11	44	4.0	12	0
Thompson	5	35	7.0	13	0
Armstrong	10	34	3.4	12	2
BUCCANEERS	483	1,776	3.7	37	17
OPPONENTS	511	2,233	4.4	51	27

PASSING	ATT.	CMP.	YDS.	CMP%	YDS/ATT	TD	TD%	INT	INT%	LONG	SK/LOST	RTG
DeBerg	509	308	3,554	60.5	6.98	19	3.7	18	3.5	55	35/308	79.3
Thompson	52	25	337	48.1	6.48	2	3.8	5	9.6	74t	10/54	42.3
BUCCANEERS	563	334	3,907	59.3	6.94	22	3.9	23	4.1	74t	45/362	76.4
OPPONENTS	490	286	3,480	58.4	7.10	20	4.1	18	3.7	77t	32/239	78.6

RECEIVING	NO.	YDS.	AVG.	LONG	TD
Wilder	85	685	8.1	50	0
House	76	1,005	13.2	55	5
Carter	60	816	13.6	74t	5
J. Bell	29	397	13.7	26	4
T. Bell	22	350	15.9	29	0
BUCCANEERS	334	3,907	11.7	74t	22
OPPONENTS	286	3,480	12.2	77t	20

INTERCEPTIONS	NO.	YDS.	AVG.	LONG	TD
Cotney	5	123	24.6	29	0
Brantley	3	55	18.3	38	0
Castille	3	38	12.7	30	0

Seven tied with one

BUCCANEERS	18	308	17.1	38	1
OPPONENTS	23	249	10.8	61	0

TACKLES	SOLO	ASST.	TOTAL
Davis	N/A	N/A	165
Logan	N/A	N/A	106
Brantley	N/A	N/A	105
Selmon	N/A	N/A	100
Browner	N/A	N/A	71

SACKS	NO.	YDS.	AVG.	NET TB IN20LG BK
Selmon	8.0			Witte 25
Logan	5.5			Spradlin 15
C. Washington	5.0			Dixon 13
Green	4.0			Morton 12
Cannon	3.5			Harvey 11

BUCCANEERS	32.0			
OPPONENTS	45.0			

PUNTING	NO.	YDS.	AVG.	NET TB IN20LG BK
Garcia	68	2,849	41.9	34.7 9 12 60 0
BUCCANEERS	68	2,849	41.9	34.7 9 12 60 0
OPPONENTS	68	2,787	41.0	35.3 9 18 60 0

PUNT RETURNS	RET.	FC	YDS.	AVG.	LONG	TD
Bright	23	1	173	7.5	21	0
Z. Thomas	1	0	7	7.0	7	0
Holt	7	3	19	2.7	8	0
T. Bell	3	1	8	2.7	8	0

BUCCANEERS	34	5	207	6.1	21	0
OPPONENTS	36	10	310	8.6	31	0

KICKOFF RETURNS	NO.	YDS.	AVG.	LONG	TD
Morton	38	835	22.0	43	0
Owens	8	168	21.0	36	0
Bright	16	300	18.8	30	0
Wood	5	43	8.6	16	0
Spradlin	1	5	5.0	5	0

BUCCANEERS	68	1,351	19.9	43	0
OPPONENTS	67	1,336	19.9	47	0

USUAL STARTING LINEUP				OFFENSE:				DEFENSE:			
WR	89	Kevin House	LE	78	John Cannon						
LT	74	Gene Sanders	NT	76	David Logan						
LG	72	Steve Courson	RE	63	Lee Roy Selmon						
C	50	Steve Wilson	OLB	57	Keith Browner						
RG	62	Sean Farrell	ILB	58	Jeff Davis						
RT	73	Ron Heller	ILB	52	Scott Brantley						
TE	88	Jimmie Giles	OLB	53	Hugh Green						
WR	87	Gerald Carter	LCB	23	Jeremiah Castille						
QB	17	Steve DeBerg	RCB	21	John Holt						
FB	46	Adger Armstrong	SS	43	Beasley Reece						
RB	32	James Wilder	FS	34	Cedric Brown						

1985

RECORD: 2-14 HEAD COACH: LEEMAN BENNETT

DATE	W/L	SCORE	OPPONENT	ATT.
9/8	L	28-38	at Chicago	57,828
9/15	L	16-31	MINNESOTA	46,188
9/22	L	13-20	at New Orleans	45,320
9/29	L	9-30	at Detroit	45,023
10/6	L	19-27	CHICAGO	51,795
10/13	L	27-31	L.A. RAMS	39,607
10/20	L	38-41	at Miami	62,335
10/27	L	14-32	NEW ENGLAND	34,661
11/3	L	20-22	at N.Y. Giants	72,031
11/10	W	16-0	ST. LOUIS	34,736
11/17	L	28-62	at N.Y. Jets	65,344
11/24	W	19-16 (ot)	DETROIT	43,471
12/1	L	0-21	at Green Bay	19,856
12/8	L	7-26	at Minnesota	51,593
12/15	L	23-31	INDIANAPOLIS	25,577
12/22	L	17-20	GREEN BAY	33,992

	BUCS	OPP
TOTAL FIRST DOWNS	291	351
Rushing	95	146
Passing	162	185
Penalty	34	20
3rd Down: Made/Att.	76/209	88/212
4th Down: Made/Att.	11/18	4/7
POSSESSION AVG.	27:55	32:05
TOTAL NET YARDS	4,766	6,108
Avg. Per Game	297.9	381.8
Total Plays	982	1,087
Avg. Per Play	4.9	5.6
NET YARDS RUSHING	1,644	2,430
Avg. Per Game	102.8	151.9
Total Rushes	434	547
NET YARDS PASSING	3,122	3,678
Avg. Per Game	195.1	229.9
Sacked/Yards Lost	40/301	35/277
Gross Yards	3,423	3,955
Att./Completions	508/269	505/318
Completion Pct.	53.0	63.0
Had Intercepted	26	18
PUNTS/AVERAGE	79/40.9	59/44.2
NET PUNTING AVG.	32.6	37.6
PENALTIES/YARDS	103/733	114/945
FUMBLES/FUMBLES LOST	37/22	37/22
TOUCHDOWNS	33	50
Rushing	11	28
Passing	22	18
Returns	0	4

BY QUARTERS	1	2	3	4	OT	TOT
BUCCANEERS	71	109	31	80	3	294
OPPONENTS	75	144	110	119	0	448

SCORING	TD	R	P	RT	PAT	FG	S	PTS
Igwebuike	0	0	0	0	30/32	22/32	0	96
Wilder	10	10	0	0	0/0	0/0	0	60
Giles	8	0	8	0	0/0	0/0	0	48
House	5	0	5	0	0/0	0/0	0	30
Carter	3	0	3	0	0/0	0/0	0	18
BUCCANEERS	33	11	22	0	30/32/22	0	294	
OPPONENTS	50	28	18	4	50/50	32/42	1	448

FIELD GOALS	1/19	20/29	30/39	40/49	50+ LONG
Igwebuike	1/1	5/5	8/10	5/10	3/6
BUCCANEERS	1/1	5/5	8/10	5/10	3/6
OPPONENTS	0/0	11/14	14/15	6/10	1/3

RUSHING	NO.	YDS.	AVG.	LONG	TD
Wilder	365	1,300	3.6	28	10
Young	40	233	5.8	20	1
Springs	16	54	3.4	11	0
DeBerg	9	28	3.1	13	0
Carter	1	13	13.0	13	0
BUCCANEERS	434	1,644	3.8	28	11
OPPONENTS	547	2,430	4.4	38	28

PASSING	ATT.	CMP.	YDS.	CMP%	YDS/ATT	TD	TD%	INT	INT%	LONG	SK/LOST	RTG
DeBerg	370	197	2,488	53.2	6.72	19	5.1	18	4.9	57	19/143	71.3
Young	138	72	935	52.3	6.78	3	2.2	8	5.8	59	21/158	57.1
BUCCANEERS	508	269	3,423	53.0	6.74	22	4.3	26	5.1	59	40/301	67.5
OPPONENTS	505	318	3,955	63.0	7.83	18	3.6	18	3.6	78t	35/277	84.2

RECEIVING	NO.	YDS.	AVG.	LONG	TD
Wilder	53	341	6.5	20	0
House	44	803	18.3	55	5
Giles	43	673	15.7	39t	8
J. Bell	43	496	12.3	27	2
Carter	40	557	13.9	29	3
BUCCANEERS	269	3,423	12.7	59	22
OPPONENTS	318	3,955	12.4	78t	18

INTERCEPTIONS	NO.	YDS.	AVG.	LONG	TD
Castille	7	49	7.0	20	0
Greenwood	5	15	3.0	7	0

Six tied with one

BUCCANEERS	18	146	8.1	25	0
OPPONENTS	26	373	14.3	46	4

TACKLES	SOLO	ASST.	TOTAL
Davis	N/A	N/A	132
Washington	N/A	N/A	102
Sully	N/A	N/A	98
Brantley	N/A	N/A	95
Logan	N/A	N/A	80

SACKS	SPECIAL TEAM TACKLES
Logan	6.5 Witte
Cannon	4.5 Prior
Holmes	4.5 Randle
Morgan	4.0 Armstrong
Greenwood	3.0 Curry
Washington	3.0

BUCCANEERS	35.0
OPPONENTS	40.0

PUNTING	NO.	YDS.	AVG.	NET	TB	IN20LG	BK
Garcia	77	3,233	42.0	33.4	7	12	61
BUCCANEERS	79	3,233	40.9	32.6	7	12	61
OPPONENTS	59	2,607	44.2	37.6	8	13	69

PUNT RETURNS	RET.	FC	YDS.	AVG.	LONG	TD
Bright	12	2	124	10.3	29	0
Prior	13	6	105	8.1	19	0
BUCCANEERS	25	8	229	9.2	29	0
OPPONENTS	47	7	519	11.0	28	0

KICKOFF RETURNS	NO.	YDS.	AVG.	LONG	TD
Freeman	48	1,085	22.6	58	0
Springs	5	112	22.4	34	0
Bright	11	213	19.4	47	0
Prior	10	131	13.1	29	0
Verser	4	61	15.3	18	0
Magee	2	20	10.0	15	0
BUCCANEERS	80	1,622	20.3	58	0
OPPONENTS	51	1,187	23.3	51	0

USUAL STARTING LINEUP				OFFENSE:				DEFENSE:			
WR	89	Kevin House	LE	78	John Cannon						
LT	66	George Yarno	NT	76	David Logan						
LG	72	Steve Courson	RE	90	Ron Holmes						
C	60	Randy Grimes	OLB	54	Ervin Randle						
RG	62	Sean Farrell	ILB	58	Jeff Davis						
RT	73	Ron Heller	ILB	52	Scott Brantley						
TE	88	Jimmie Giles	OLB	51	Chris Washington						
WR	87	Gerald Carter	LOB	23	Jeremiah Castille						
QB	17	Steve DeBerg	RCB	21	John Holt						
FB	82	Jerry Bell	SS	30	David Greenwood						
RB	32	James Wilder	FS	44	Ivory Sully						

DATE	W/L	SCORE	OPPONENT	ATT.
9/7	L	7-31	SAN FRANCISCO	50,780
9/14	L	10-23	MINNESOTA	34,579
9/21	W	24-20	at Detroit	38,453
9/28	L	20-23 (ot)	ATLANTA	38,950
10/5	L	20-26 (ot)	at L.A. Rams	50,585
10/12	L	19-30	ST. LOUIS	33,307
10/19	L	7-38	at New Orleans	43,355
10/26	L	20-27	at Kansas City	36,230
11/2	W	34-28	BUFFALO	32,806
11/9	L	3-23	CHICAGO	70,097
11/16	L	7-31	at Green Bay (Milw.)	48,271
11/23	L	17-38	DETROIT	30,029
11/30	L	13-45	at Minnesota	56,235
12/7	L	14-48	at Chicago	52,746
12/14	L	7-21	GREEN BAY	30,099
12/21	L	17-21	at St. Louis	23,957

	BUCS	OPP
TOTAL FIRST DOWNS	273	362
Rushing	100	162
Passing	142	177
Penalty	31	23
3rd Down: Made/Att.	59/193	90/193
4th Down: Made/Att.	8/19	6/10
POSSESSION AVG.	28:40	31:20
TOTAL NET YARDS	4,361	6,333
Avg. Per Game	272.6	395.8
Total Plays	970	1,061
Avg. Per Play	4.5	6.0
NET YARDS RUSHING	1,863	2,648
Avg. Per Game	116.4	165.5
Total Rushes	455	558
NET YARDS PASSING	2,498	3,685
Avg. Per Game	156.1	230.3
Sacked/Yards Lost	56/394	19/153
Gross Yards	2,892	3,838
Att./Completions	459/245	484/289
Completion Pct.	53.4	59.7
Had Intercepted	25	13
PUNTS/AVERAGE	78/40.2	59/41.3
NET PUNTING AVG.	32.8	37.4
PENALTIES/YARDS	83/661	116/941
FUMBLES/FUMBLES LOST	36/17	39/19
TOUCHDOWNS	27	59
Rushing	12	31
Passing	13	23
Returns	2	5

BY QUARTERS	1	2	3	4	OT	TOT
BUCCANEERS	39	74	41	85	0	239
OPPONENTS	111	105	103	145	0	473

SCORING	TD	R	P	RT	PAT	FG	S	PTS
Igwebuike	0	0	0	0	26/27	17/24	0	77
Young	5	5	0	0	0/0	0/0	0	30
Magee	5	0	5	0	0/0	0/0	0	30
Wonsley	3	3	0	0	0/0	0/0	0	18
Wilder	3	2	1	0	0/0	0/0	0	18
BUCCANEERS	27	12	13	2	26/27	17/24	0	239
OPPONENTS	59	31	23	5	56/58	21/30	0	473

FIELD GOALS	1/19	20/29	30/39	40/49	50+ LONG
Igwebuike	0/0	5/5	7/8	3/6	2/5
BUCCANEERS	0/0	5/5	7/8	3/6	2/5
OPPONENTS	0/0	8/9	8/9	3/6	2/6

RUSHING	NO.	YDS.	AVG.	LONG	TD
Wilder	190	704	3.7	45t	2
Young	74	425	5.7	31	5
Wonsley	73	339	4.6	59t	3
Springs	74	285	3.9	40	0
Howard	30	110	3.7	16	1
BUCCANEERS	455	1,863	4.1	59t	12
OPPONENTS	558	2,648	4.7	60	31

PASSING	ATT.	CMP.	YDS.	CMP%	YDS/ATT	TD	TD%	INT	INT%	LONG	SK/LOST	RTG
Young	363	195	2,282	53.7	6.29	8	2.2	13	3.6	46	47/326	65.5
DeBerg	96	50	610	52.1	6.35	5	5.2	12	12.5	45	9/68	49.7
BUCCANEERS	459	245	2,892	53.4	6.30	13	2.8	25	5.4	46	56/394	59.6
OPPONENTS	484	289	3,838	59.7	7.93	23	4.8	13	2.7	73	19/153	89.5

RECEIVING	NO.	YDS.	AVG.	LONG	TD
Magee	45	564	12.5	45	5
Wilder	43	326	7.6	25	1
Carter	42	640	15.2	46	2
Springs	24	187	7.8	46	0
Giles	18	178	9.9	20	1
BUCCANEERS	245	2,892	11.8	46	13
OPPONENTS	289	3,838	13.3	73	23

INTERCEPTIONS	NO.	YDS.	AVG.	LONG	TD
McKeever	3	12	4.0	10	0
Brantley	2	65	32.5	57	0
Curry	2	0	0.0	0	0

Five tied with one

BUCCANEERS	13	128	9.8	57	0
OPPONENTS	25	236	9.4	59t	1

TACKLES	SOLO	ASST.	TOTAL
Davis	N/A	N/A	136
Brantley	N/A	N/A	127
Washington	N/A	N/A	94
Jones	N/A	N/A	80
Holmes	N/A	N/A	68

SACKS		SPECIAL TEAM TACKLES	
Browner	4.0	Randle	21
Washington	4.0	Murphy	18
Holmes	2.5	McKeever	9
Cannon	2.0	Easmon	7
Kellin	2.0	Futrell	6
Logan	2.0		

BUCCANEERS	19.0
OPPONENTS	56.0

PUNTING	NO.	YDS.	AVG.	NET	TB	IN20LG	BK
Garcia	77	3,089	40.1	32.7	8	19	60
Springs	1	43	43.0	39.0	0	0	43

BUCCANEERS	78	3,132	40.2	32.8	8	19	60
OPPONENTS	59	2,438	41.3	37.4	6	24	57

PUNT RETURNS	RET.	FC	YDS.	AVG.	LONG	TD
Futrell	14	5	67	4.8	12	0
Walker	9	0	27	3.0	10	0
Harris	3	0	16	5.3	8	0

BUCCANEERS	26	5	110	4.2	12	0
OPPONENTS	39	15	414	10.6	71t	3

KICKOFF RETURNS	NO.	YDS.	AVG.	LONG	TD
Freeman	31	582	18.8	33	0
Wonsley	10	208	20.8	29	0
K. Walker	8	146	18.3	26	0
Futrell	5	115	23.0	30	0
Howard	4	71	17.8	24	0
Harris	4	63	15.8	23	0

BUCCANEERS	75	1,302	17.4	33	0
OPPONENTS	46	1,009	21.9	85t	1

USUAL STARTING LINEUP

OFFENSE:		DEFENSE:	
WR	89 Kevin House	LE	71 Bob Nelson
LT	72 Rob Taylor	NT	76 David Logan
LG	66 George Yarno	RE	90 Ron Holmes
C	60 Randy Grimes	OLB	57 Keith Browner
RG	62 Sean Farrell	ILB	58 Jeff Davis
RT	73 Ron Heller	ILB	52 Scot Brantley
TE	86 Calvin Magee	OLB	51 Chris Washington
WR	87 Gerald Carter	LCB	21 Vito McKeever
QB	8 Steve Young	RCB	22 Rod Jones
FB	20 Ron Springs	SS	41 Craigie Swoope
RB	32 James Wilder	FS	44 Ivory Sully

1987

RECORD: 4-11 HEAD COACH: RAY PERKINS

DATE	W/L	SCORE	OPPONENT	ATT.
9/13	W	48-10	ATLANTA	51,250
9/20	L	3-20	at Chicago	63,551
10/4	W	31-27	at Detroit	4,919
10/11	L	13-17	SAN DIEGO	23,873
10/18	W	20-10	MINNESOTA	20,850
10/25	L	26-27	CHICAGO	70,747
11/1	W	23-17	at Green Bay (Milw.)	
50,308				
11/8	L	28-31	at St. Louis	22,449
11/15	L	17-23	at Minnesota	48,605
11/22	L	10-24	SAN FRANCISCO	63,211
11/29	L	3-35	at LA Rams	45,188
12/6	L	34-44	at New Orleans	66,471
12/13	L	10-20	DETROIT	41,699
12/20	L	14-31	ST. LOUIS	32,046
12/27	L	6-24	at Indianapolis	60,468

	BUCS	OPP
TOTAL FIRST DOWNS	263	314
Rushing	62	124
Passing	168	163
Penalty	33	27
3rd Down: Made/Att.	83/215	90/200
4th Down: Made/Att.	3/6	6/9
POSSESSION AVG.	28:37	31:23
TOTAL NET YARDS	4,381	4,987
Avg. Per Game	292.1	332.5
Total Plays	954	996
Avg. Per Play	4.6	5.0
NET YARDS RUSHING	1,365	2,038
Avg. Per Game	91.0	135.9
Total Rushes	394	500
NET YARDS PASSING	3,016	2,949
Avg. Per Game	201.1	196.6
Sacked/Yards Lost	43/361	39/306
Gross Yards	3,377	3,255
Att./Completions	517/264	457/271
Completion Pct.	51.1	59.3
Had Intercepted	17	16
PUNTS/AVERAGE	88/39.3	64/41.2
NET PUNTING AVG.	29.9	35.0
PENALTIES/YARDS	115/694	123/926
FUMBLES/FUMBLES LOST	35/14	42/20
TOUCHDOWNS	33	44
Rushing	7	18
Passing	22	23
Returns	4	3

BY QUARTERS	1	2	3	4	OT	TOT
BUCCANEERS	78	66	81	61	0	286
OPPONENTS	69	98	67	126	0	360

SCORING	TD	R	P	RT	PAT	FG	S	PTS
Igwebuike	0	0	0	0	24/26	14/18	0	66
Carter	5	0	5	0	0/0	0/0	0	30
Smith	4	2	2	0	0/0	0/0	0	24
Magee	3	0	3	0	0/0	0/0	0	18
Carrier	3	0	3	0	0/0	0/0	0	18
BUCCANEERS	33	7	22	4	31/33	19/24	0	286
OPPONENTS	44	18	23	3	42/44	18/30	0	360

FIELD GOALS	1/19	20/29	30/39	40/49	50+	LONG
Igwebuike	0/0	2/2	6/6	6/9	0/1	48
BUCCANEERS	0/0	3/4	7/7	8/11	1/2	48
OPPONENTS	0/0	8/9	7/10	2/8	1/3	50

RUSHING	NO.	YDS.	AVG.	LONG	TD
Wilder	106	488	4.6	21	0
Smith	100	309	3.1	46	2
Wright	37	112	3.0	11	0
Howard	30	100	3.3	31	1
Testaverde	13	50	3.8	17	1
BUCCANEERS	394	1,365	3.5	46	7
OPPONENTS	500	2,038	4.1	38t	18

PASSING	ATT.	CMP.	YDS.	CMP%	YDS/ATT	TD	TD%	INT	INT%	LONG	SK/LOST	RTG
DeBerg	275	159	1,891	57.8	6.88	14	5.1	7	2.5	64t	20/185	85.3
Testaverde	165	71	1,081	43.0	6.55	5	3.0	6	3.6	40	18/140	60.2
BUCCANEERS	517	264	3,377	51.1	6.53	22	4.3	17	3.3	64t	43/361	72.0
OPPONENTS	457	271	3,255	59.3	7.12	23	5.0	16	3.5	67	39/306	85.3

RECEIVING	NO.	YDS.	AVG.	LONG	TD
Wilder	40	328	8.2	32	1
Carter	38	586	15.4	57	5
Magee	34	424	12.5	37	3
Carrier	26	423	16.3	38	3
Hill	23	403	17.5	40	2
BUCCANEERS	264	3,377	12.8	64t	22
OPPONENTS	271	3,255	12.0	67	23

INTERCEPTIONS	NO.	YDS.	AVG.	LONG	TD
Tripoli	3	17	5.7	15t	1
Isom	2	67	33.5	38	0
Woods	2	63	31.5	42	0
Futrell	2	46	23.0	23	0
Jones	2	9	4.5	9	0
BUCCANEERS	16	248	15.5	42	2
OPPONENTS	17	227	13.4	50	0

TACKLES	SOLO	ASST.	TOTAL
Randle	79	29	108
Davis	55	15	70
Reynolds	58	12	70
Kemp	53	15	68
Washington	41	11	52

SACKS		SPECIAL TEAM TACKLES	
Holmes	8.0	Tripoli	10
Washington	6.5	Brantley	7
Kellin	3.5	Miller	6
Jarvis	3.0	Gordon	5
Cannon	2.0	Moss	5
		Gant	5

BUCCANEERS	39.0
OPPONENTS	43.0

PUNTING	NO.	YDS.	AVG.	NET	TB	IN20	LG	BK
Garcia	62	2,409	38.9	28.3	5	12	58	0
Criswell	26	1,046	40.2	33.8	5	3	61	0
BUCCANEERS	88	3,455	39.3	29.9	10	15	61	0
OPPONENTS	64	2,634	41.2	35.0	7	15	60	0

PUNT RETURNS	RET.	FC	YDS.	AVG.	LONG	TD
Futrell	24	6	213	8.9	22	0
BUCCANEERS	31	8	257	8.3	22	0
OPPONENTS	50	10	621	12.4	80	1

KICKOFF RETURNS	NO.	YDS.	AVG.	LONG	TD
Futrell	31	609	19.6	40	0
Smith	5	84	16.8	21	0
Miller	3	68	22.7	25	0
BUCCANEERS	56	1,037	18.5	40	0
OPPONENTS	61	1,242	20.4	45	0

USUAL STARTING LINEUP				OFFENSE:				DEFENSE:			
WR	88	Mark Carrier	LE	78	John Cannon						
LT	72	Rob Taylor	NT	94	Mike Stensrud						
LG	66	George Yarno	RE	90	Ron Holmes						
C	60	Randy Grimes	OLB	51	Chris Washington						
RG	68	Rick Mallory	56	Jackie Walker							
RT	73	Ron Heller	ILB	58	Jeff Davis						
TE	86	Calvin Magee	ILB	54	Ervin Randle						
WR	87	Gerald Carter	OLB	51	Chris Washington						
QB	17	Steve DeBerg	57	Winston Moss							
FB	32	James Wilder	LCB	29	Ricky Reynolds						
RB	35	Jeff Smith	RCB	22	Rod Jones						
			SS	33	Bobby Kemp						
			FS	28	Ray Isom						

DATE	W/L	SCORE	OPPONENT	ATT.
9/4	L	14-41	PHILADELPHIA	43,502
9/11	W	13-10	at Green Bay	52,584
9/18	L	24-30	PHOENIX	35,034
9/25	L	9-13	at New Orleans	66,671
10/2	W	27-24	GREEN BAY	40,003
10/9	L	13-14	at Minnesota	55,274
10/16	L	31-35	at Indianapolis	53,135
10/23	L	20-49	MINNESOTA	48,020
10/30	L	14-17	MIAMI	67,352
11/6	L	10-28	at Chicago	56,892
11/13	W	23-20	at Detroit	25,956
11/20	L	15-27	CHICAGO	67,070
11/27	L	10-17	at Atlanta	14,020
12/4	W	10-5	BUFFALO	49,498
12/11	L	7-10 (ot)	at New England	39,889
12/18	W	21-10	DETROIT	37,778

	BUCS	OPP
TOTAL FIRST DOWNS	295	293
Rushing	91	104
Passing	173	169
Penalty	31	20
3rd Down: Made/Att.	72/202	101/227
4th Down: Made/Att.	2/11	6/9
POSSESSION AVG.	29:00	31:00
TOTAL NET YARDS	5,061	5,155
Avg. Per Game	316.3	322.2
Total Plays	998	1,025
Avg. Per Play	5.1	5.0
NET YARDS RUSHING	1,753	1,551
Avg. Per Game	109.6	96.9
Total Rushes	452	478
NET YARDS PASSING	3,308	3,604
Avg. Per Game	206.8	225.3
Sacked /Yards Lost	34/300	20/140
Gross Yards	3,608	3,744
Att./Completions	512/253	527/304
Completion Pct.	49.4	57.7
Had Intercepted	36	21
PUNTS/AVERAGE	68/36.4	77/39.0
NET PUNTING AVG.	32.4	33.2
PENALTIES/YARDS	102/816	105/672
FUMBLES/FUMBLES LOST	27/16	29/12
TOUCHDOWNS	28	42
Rushing	11	21
Passing	16	19
Returns	1	2

BY QUARTERS	1	2	3	4	OT	TOT
BUCCANEERS	27	75	41	118	0	261
OPPONENTS	105	93	95	54	3	350

SCORING	TD	R	P	RT	PAT	FG	S	PTS
Igwebuike	0	0	0	0	21/21	19/25	0	78
Hill	9	0	9	0	0/0	0/0	0	54
Tate	8	7	1	0	0/0	0/0	0	48
Carrier	5	0	5	0	0/0	0/0	0	30
Carney	0	0	0	0	6/6	2/5	0	12
BUCCANEERS	28	11	16	1	28/28	21/30	1	261
OPPONENTS	42	21	19	2	42/42	18/30	1	350

FIELD GOALS	1/19	20/29	30/39	40/49	50+ LONG
Igwebuike	1/1	6/6	7/8	3/6	2/4
Carney	0/0	2/3	0/1	0/1	0/0
BUCCANEERS	1/1	8/9	7/9	3/7	2/4
OPPONENTS	0/0	6/6	6/11	5/9	1/4

RUSHING	NO.	YDS.	AVG.	LONG	TD
Tate	122	467	3.8	47t	7
W. Howard	115	452	3.9	29t	1
Wilder	86	343	4.0	19	1
Goode	63	231	3.7	22	0
Testaverde	28	138	4.9	24	1
BUCCANEERS	452	1,753	3.9	47t	11
OPPONENTS	478	1,551	3.2	48	21

PASSING	ATT.	CMP.	YDS.	CMP%	YDS/ATT	TD	TD%	INT	INT%	LONG	SK/LOST	RTG
Testaverde	466	222	3,240	47.6	6.95	13	2.8	35	7.5	59t	33/292	48.8
Ferguson	46	31	368	67.4	8.00	3	6.5	1	2.2	34	1/8	104.3
BUCCANEERS	512	253	3,608	49.4	7.05	16	3.1	36	7.0	59t	34/300	53.7
OPPONENTS	527	304	3,744	57.7	7.10	19	3.6	21	4.0	56	30/140	75.2

RECEIVING	NO.	YDS.	AVG.	LONG	TD
Hill	58	1040	17.9	42t	9
Carrier	57	970	17.0	59t	5
Hall	39	555	14.2	37	0
J. Smith	16	134	8.4	22	0
Pillow	15	206	13.7	34	1
BUCCANEERS	253	3,608	14.3	59t	16
OPPONENTS	304	3,744	12.3	56	19

INTERCEPTIONS	NO.	YDS.	AVG.	LONG	TD
Hamilton	6	123	20.5	58	0
Reynolds	4	7	2.3	7	0
Elder	3	9	3.0	9	0
Harris	2	26	13.0	24	0
Robinson	2	28	14.0	28	0
BUCCANEERS	21	283	13.5	58	1
OPPONENTS	36	480	13.3	46	2

TACKLES	SOLO	ASST.	TOTAL
Marve	88	33	121
Hamilton	82	25	107
Murphy	50	25	75
Reynolds	64	10	74
Futrell	60	12	72

SACKS		SPECIAL TEAM TACKLES	
Holmes	4.0	Elder	21
Cannon	3.0	Harris	20
Davis	3.0	Walker	19
Jarvis	2.5	Washington	10
Goff	2.0	Rolling	7
Lee	2.0	D. Smith	7

PUNTING	NO.	YDS.	AVG.	NET	TB	IN20LG	BK
Criswell	68	2,477	36.4	32.4	0	20	62
BUCCANEERS	68	2,477	36.4	32.4	0	20	62
OPPONENTS	77	3,004	39.0	33.2	6	24	60

PUNT RETURNS	RET.	FC	YDS.	AVG.	LONG	TD
Futrell	27	10	283	10.5	40	0
J. Smith	8	3	45	5.6	20	0
Elder	1	0	0	0.0	0	0
BUCCANEERS	36	13	328	9.1	40	0
OPPONENTS	38	13	273	7.2	25	0

KICKOFF RETURNS	NO.	YDS.	AVG.	LONG	TD
Elder	34	772	22.7	51	0
J. Smith	10	180	18.0	26	0
D. Smith	9	188	20.9	30	0
McAdoo	4	108	27.0	31	0
Pillow	3	38	12.7	17	0
BUCCANEERS	64	1,345	21.0	51	0
OPPONENTS	52	1,129	21.7	57	0

USUAL STARTING LINEUP			DEFENSE:		
OFFENSE:					
WR	88	Mark Carrier	LE	79	Reuben Davis
LT	74	Paul Gruber	NT	95	Curt Jarvis
LG	68	Rick Mallory	RE	90	Ron Holmes
C	60	Randy Grimes	OLB	59	Kevin Murphy
RG	50	Dan Turk	ILB	99	Eugene Marve
RT	72	Rob Taylor	ILB	53	Sidney Coleman
TE	82	Ron Hall	OLB	57	Winston Moss
WR	84	Bruce Hill	LCB	29	Ricky Reynolds
QB	14	Vinny Testaverde	RCB	36	Bobby Futrell
FB	43	William Howard	SS	30	Mark Robinson
RB	34	Lars Tate	FS	39	Harry Hamilton

1989

RECORD: 5-11 HEAD COACH: RAY PERKINS

DATE	W/L	SCORE	OPPONENT	ATT.
9/10	W	23-21	at Green Bay	55,650
9/17	L	16-20	SAN FRANCISCO	64,087
9/24	W	20-10	NEW ORLEANS	44,053
10/1	L	3-17	at Minnesota	54,817
10/8	W	42-35	CHICAGO	72,077
10/15	L	16-17	DETROIT	46,225
10/22	L	28-32	at Washington	52,862
10/29	L	23-56	at Cincinnati	57,225
11/5	L	31-42	CLEVELAND	69,162
11/12	L	10-24	MINNESOTA	56,271
11/19	W	32-31	at Chicago	63,826
11/26	W	14-13	at Phoenix	33,297
12/3	L	16-17	GREEN BAY	58,120
12/10	L	17-20	at Houston	54,532
12/17	L	7-33	at Detroit	40,362
12/24	L	22-31	PITTSBURGH	29,690

	BUCS	OPP
TOTAL FIRST DOWNS	288	317
Rushing	84	115
Passing	174	170
Penalty	30	32
3rd Down: Made/Att.	95/230	87/208
4th Down: Made/Att.	7/13	10/17
POSSESSION AVG.	29:55	30:05
TOTAL NET YARDS	4,842	5,460
Avg. Per Game	302.6	341.3
Total Plays	1,025	1,027
Avg. Per Play	4.7	5.3
NET YARDS RUSHING	1,570	2,023
Avg. Per Game	94.2	126.4
Total Rushes	412	479
NET YARDS PASSING	3,335	3,437
Avg. Per Game	208.4	214.8
Sacked /Yards Lost	43/331	33/222
Gross Yards	3,666	3,659
Att./Completions	570/302	515/301
Completion Pct.	53.0	58.4
Had Intercepted	28	21
PUNTS/AVERAGE	86/38.5	69/40.3
NET PUNTING AVG.	32.1	31.4
PENALTIES/YARDS	104/881	109/869
FUMBLES/FUMBLES LOST	21/9	30/18
TOUCHDOWNS	36	51
Rushing	10	18
Passing	23	29
Returns	3	4

BY QUARTERS	1	2	3	4	OT	TOT
BUCCANEERS	58	92	42	128	0	320
OPPONENTS	79	144	86	110	0	419

SCORING	TD	R	P	RT	PAT	FG	S	PTS
Igwebuike	0	0	0	0	33/35	22/28	0	99
Carrier	9	0	9	0	0/0	0/0	0	54
Tate	9	8	1	0	0/0	0/0	0	54
Hill	5	0	5	0	0/0	0/0	0	30
Wilder	3	0	3	0	0/0	0/0	0	18
BUCCANEERS	36	10	23	3	34/36	22/28	2	320
OPPONENTS	51	18	29	4	51/51	20/24	1	419

FIELD GOALS	1/19	20/29	30/39	40/49	50+ LONG
Igwebuike	0/0	9/9	6/6	5/10	2/3
BUCCANEERS	0/0	9/9	6/6	5/10	2/3
OPPONENTS	0/0	5/5	9/9	6/9	0/1

RUSHING	NO.	YDS.	AVG.	LONG	TD
Tate	167	589	3.5	48	8
Howard	108	357	3.3	15	1
Wilder	70	244	3.5	14	0
Stamps	29	141	4.9	21t	1
Testaverde	25	139	5.6	16	0
BUCCANEERS	412	1,507	3.7	48	10
OPPONENTS	479	2,023	4.2	59t	18

PASSING	ATT.	CMP.	YDS.	CMP%	YDS/ATT	TD	TD%	INT	INT%	LONG	SK/LOST	RTG
Testaverde	480	258	3,133	53.8	6.53	20	4.2	22	4.6	78t	38/294	68.9
Ferguson	90	44	533	48.9	5.92	3	3.3	6	6.7	69t	5/37	50.8
BUCCANEERS	570	302	3,666	53.0	6.43	23	4.0	48	4.9	78t	43/331	66.0
OPPONENTS	515	301	3,659	58.4	7.10	29	5.6	21	4.1	79t	33/222	82.2

RECEIVING	NO.	YDS.	AVG.	LONG	TD
Carrier	86	1,422	16.5	78t	9
Hill	50	673	13.5	53	5
Wilder	36	335	9.3	27	3
Hall	30	331	11.0	32	2
Howard	30	188	6.3	18	1
BUCCANEERS	302	3,666	12.1	78t	23
OPPONENTS	301	3,659	12.2	79t	29

INTERCEPTIONS	NO.	YDS.	AVG.	LONG	TD
Hamilton	6	70	11.7	30	0
Robinson	6	44	7.3	16	0
Reynolds	5	87	17.4	68t	1
Four tied with one					
BUCCANEERS	21	234	11.1	68t	2
OPPONENTS	28	240	8.6	39	2

TACKLES	SOLO	ASST.	TOTAL
Randle	74	40	114
Marve	71	35	106
Robinson	72	32	104
Jones	75	17	92
Hamilton	66	24	90

SACKS	SPECIAL TEAM TACKLES		
Murphy	6.0	Anno	28
Moss	5.5	Elder	23
Goff	4.0	Najarian	14
Davis	3.0	O. Harris	13
Jarvis	3.0	Stamps	13

BUCCANEERS	33.0
OPPONENTS	43.0

PUNTING	NO.	YDS.	AVG.	NET	TB	IN20LG	BK
Mohr	84	3,311	39.4	32.1	3	10	58
BUCCANEERS	86	3,311	38.5	32.1	3	10	58
OPPONENTS	69	2,781	40.3	31.4	16	14	60

PUNT RETURNS	RET.	FC	YDS.	AVG.	LONG	TD
Drewrey	20	2	220	11.0	55	0
Futrell	12	2	76	6.3	15	0
BUCCANEERS	32	4	296	9.3	55	0
OPPONENTS	54	12	492	9.1	65	0

KICKOFF RETURNS	NO.	YDS.	AVG.	LONG	TD
Elder	40	685	17.1	30	0
Stamps	9	145	16.1	36	0
Howard	5	82	16.4	19	0
Futrell	4	58	14.5	22	0
Wilder	2	42	21.0	23	0
BUCCANEERS	62	1,055	17.0	36	0
OPPONENTS	55	1,143	20.8	72	0

USUAL STARTING LINEUP				OFFENSE:				DEFENSE:			
WR	88	Mark Carrier	LE	79	Reuben Davis						
LT	74	Paul Gruber	NT	95	Curt Jarvis						
LG	73	Tom McHale	RE	94	Robert Goff						
C	60	Randy Grimes	OLB	59	Kevin Murphy						
RG	69	John Bruhin	ILB	99	Eugene Marve						
RT	72	Rob Taylor	ILB	54	Ervin Randle						
TE	82	Ron Hall	OLB	58	Winston Moss						
WR	84	Bruce Hill	LCB	29	Ricky Reynolds						
QB	14	Vinny Testaverde	RCB	22	Rod Jones						
FB	43	William Howard	SS	30	Mark Robinson						
RB	34	Lars Tate	FS	39	Harry Hamilton						

DATE	W/L	SCORE	OPPONENT	ATT.
9/9	W	38-21	at Detroit	54,728
9/16	L	14-35	L.A. RAMS	59,705
9/23	W	23-20	DETROIT	55,075
9/30	W	23-20 (ot)	at Minnesota	54,462
10/7	L	10-14	at Dallas	60,076
10/14	W	26-14	GREEN BAY	67,472
10/21	L	13-17	DALLAS	68,315
10/28	L	10-41	at San Diego	40,653
11/4	L	6-26	CHICAGO	68,555
11/11	L	7-35	at New Orleans	67,865
11/18	L	7-31	at San Francisco	62,221
11/25	L	10-20	at Green Bay (Milw.)	53,677
12/2	W	23-17	ATLANTA	42,839
12/16	W	26-13	MINNESOTA	47,272
12/23	L	14-27	at Chicago	46,456
12/30	L	14-16	N.Y. JETS	46,543

	BUCS	OPP
TOTAL FIRST DOWNS	238	313
Rushing	83	129
Passing	142	168
Penalty	13	16
3rd Down: Made/Att.	76/204	93/205
4th Down: Made/Att.	9/19	7/13
POSSESSION AVG.	28:11	31:49
TOTAL NET YARDS	4,475	5,479
Avg. Per Game	279.7	342.4
Total Plays	911	1,001
Avg. Per Play	4.9	5.5
NET YARDS RUSHING	1,626	2,223
Avg. Per Game	101.6	138.9
Total Rushes	410	496
NET YARDS PASSING	2,849	3,256
Avg. Per Game	178.1	203.5
Sacked /Yards Lost	53/433	34/204
Gross Yards	3,282	3,460
Att./Completions	448/245	471/263
Completion Pct.	54.7	55.8
Had Intercepted	24	25
PUNTS/AVERAGE	72/40.3	55/40.5
NET PUNTING AVG.	34.0	35.7
PENALTIES/YARDS	77/651	78/617
FUMBLES/FUMBLES LOST	38/19	33/17
TOUCHDOWNS	28	45
Rushing	7	20
Passing	18	22
Returns	3	3

BY QUARTERS	1	2	3	4	OT	TOT
BUCCANEERS	41	99	50	71	3	264
OPPONENTS	59	112	100	96	0	367

SCORING	TD	R	P	RT	PAT	FG	S	PTS
Christie	0	0	0	0	27/27	23/27	0	96
G. Anderson	5	3	2	0	0/0	0/0	0	30
Hill	5	0	5	0	0/0	0/0	0	30
Carrier	4	0	4	0	0/0	0/0	0	24
Haddix	3	0	0	3	0/0	0/0	0	18
BUCCANEERS	28	7	18	3	27/28	23/27	0	264
OPPONENTS	45	20	22	3	43/45	18/27	0	367

FIELD GOALS	1/19	20/29	30/39	40/49	50+	LONG
Christie	0/0	7/7	10/13	4/5	2/2	54
BUCCANEERS	0/0	7/7	10/13	4/5	2/2	54
OPPONENTS	0/0	11/11	4/5	3/8	0/3	46

RUSHING	NO.	YDS.	AVG.	LONG	TD
G. Anderson	166	646	3.9	22	3
Cobb	151	480	3.2	17	2
Testaverde	38	280	7.4	48t	1
Harvey	27	113	4.2	14	0
Chandler	13	71	5.5	18	1
BUCCANEERS	410	1,626	4.0	48t	7
OPPONENTS	496	2,223	4.5	47t	20

PASSING	ATT.	CMP.	YDS.	CMP%	YDS/ATT	TD	TD%	INT	INT%	LONG	SK/LOST	RTG
Testaverde	365	203	2,818	55.6	7.72	17	4.7	18	4.9	89t	38/390	75.6
Chandler	83	42	464	50.6	5.59	1	1.2	6	7.2	68t	15/103	41.4
BUCCANEERS	448	245	3,282	54.7	7.33	18	4.0	24	5.4	89t	53/433	69.3
OPPONENTS	471	263	3,460	55.8	7.35	22	4.7	25	5.3	75t	34/204	72.7

RECEIVING	NO.	YDS.	AVG.	LONG	TD
Carrier	49	813	16.6	68t	4
Hill	42	641	15.3	48t	5
Cobb	39	299	7.7	17	0
G. Anderson	38	464	12.2	74	2
Hall	31	464	15.0	54t	2
BUCCANEERS	245	3,282	13.4	89t	18
OPPONENTS	263	3,460	13.2	75t	22

INTERCEPTIONS	NO.	YDS.	AVG.	LONG	TD
Haddix	7	231	33.0	65t	3
Hamilton	5	39	7.8	27	0
Robinson	4	81	20.3	27	0
Reynolds	3	70	23.3	46	0
Everett	3	28	9.3	23	0
BUCCANEERS	25	487	19.5	65t	3
OPPONENTS	24	346	14.4	64t	2

TACKLES	SOLO	ASST.	TOTAL
Hamilton	81	38	119
Robinson	86	29	115
Marve	75	36	111
Randle	46	32	78
Murphy	57	20	77

SACKS	NO.	YDS.	AVG.	NET	TB	IN20LG	BK
Thomas	7.5	Anno			25		
Randle	5.5	Harris			21		
Murphy	4.0	Perkins			18		
Moss	3.5	Coleman			14		
Newton	3.0	McCants			9		
BUCCANEERS	34.0						
OPPONENTS	53.0						

PUNTING	NO.	YDS.	AVG.	NET	TB	IN20	LG	BK
Royals	72	2,902	40.3	34.0	5	8	62	0
BUCCANEERS	72	2,902	40.3	34.0	5	8	62	0
OPPONENTS	55	2,230	40.5	35.7	4	16	54	0

PUNT RETURNS	RET.	FC	YDS.	AVG.	LONG	TD
Drewrey	23	15	184	8.0	16	0
BUCCANEERS	23	15	184	8.0	16	0
OPPONENTS	39	16	352	9.0	36	0

KICKOFF RETURNS	NO.	YDS.	AVG.	LONG	TD
Peebles	18	369	20.5	55	0
Drewrey	14	244	17.4	29	0
Harvey	12	207	17.3	27	0
Cobb	11	223	20.3	45	0
G. Anderson	6	123	20.5	37	0
BUCCANEERS	63	1,176	18.7	55	0
OPPONENTS	43	1,036	24.1	65	0

USUAL STARTING LINEUP				OFFENSE:				DEFENSE:			
WR	88	Mark Carrier	LE	79	Reuben Davis						
LT	74	Paul Gruber	NT	95	Curt Jarvis						
LG	73	Tom McHale	RE	71	Jim Skow						
C	60	Randy Grimes	OLB	51	Broderick Thomas						
RG	62	Ian Beckles	ILB	99	Eugene Marve						
RT	72	Rob Taylor	ILB	58	Winston Moss						
TE	82	Ron Hall	OLB	59	Kevin Murphy						
WR	84	Bruce Hill	LCB	29	Ricky Reynolds						
QB	14	Vinny Testaverde	RCB	45	Wayne Haddix						
FB	33	Reggie Cobb	SS	30	Mark Robinson						
RB	40	Gary Anderson	FS	39	Harry Hamilton						

1991 RECORD: 3-13 HEAD COACH: RICHARD WILLIAMSON

DATE	W/L	SCORE	OPPONENT	ATT.
9/1	L	13-16	at N.Y. Jets	61,204
9/8	L	20-21	CHICAGO	65,625
9/15	L	13-15	at Green Bay	58,114
9/22	L	10-17	BUFFALO	57,323
9/29	L	3-31	at Detroit	48,784
10/6	W	14-13	PHILADELPHIA	41,219
10/20	L	7-23	at New Orleans	68,591
10/27	L	0-27	GREEN BAY	40,275
11/3	L	13-28	at Minnesota	35,737
11/10	W	30-21	DETROIT	37,742
11/17	L	7-43	at Atlanta	41,274
11/24	L	14-21	N.Y. GIANTS	63,698
12/1	L	14-33	at Miami	51,036
12/8	L	24-26	MINNESOTA	41,091
12/14	L	0-27	at Chicago	54,719
12/22	W	17-3	INDIANAPOLIS	28,043

	BUCS	OPP
TOTAL FIRST DOWNS	249	295
Rushing	79	120
Passing	147	147
Penalty	23	28
3rd Down: Made/Att.	60/190	79/209
4th Down: Made/Att.	7/14	6/13
POSSESSION AVG.	26:57	33:03
TOTAL NET YARDS	4,001	4,979
Avg. Per Game	250.1	311.2
Total Plays	922	989
Avg. Per Play	4.3	5.0
NET YARDS RUSHING	1,429	2,107
Avg. Per Game	89.3	131.7
Total Rushes	371	512
NET YARDS PASSING	2,572	2,872
Avg. Per Game	160.8	179.5
Sacked /Yards Lost	56/383	39/258
Gross Yards	2,955	3,130
Att./Completions	495/250	438/257
Completion Pct.	50.5	58.7
Had Intercepted	29	11
PUNTS/AVERAGE	84/40.3	71/42.9
NET PUNTING AVG.	32.3	36.5
PENALTIES/YARDS	88/780	110/925
FUMBLES/FUMBLES LOST	30/18	27/16
TOUCHDOWNS	22	41
Rushing	9	21
Passing	13	15
Returns	0	5

BY QUARTERS	1	2	3	4	OT	TOT
BUCCANEERS	30	49	41	79	0	199
OPPONENTS	82	111	77	95	0	365

SCORING	TD	R	P	RT	PAT	FG	S	PTS
Christie	0	0	0	0	22/22	15/20	0	67
Cobb	7	7	0	0	0/0	0/0	0	42
Dawsey	4	1	3	0	0/0	0/0	0	24
BUCCANEERS	22	9	13	0	22/22	15/20	0	199
OPPONENTS	41	21	15	5	40/41	25/35	2	365

FIELD GOALS	1/19	20/29	30/39	40/49	50+ LONG
Christie	1/1	4/4	7/11	3/4	0/0
BUCCANEERS	1/1	4/4	7/11	3/4	0/0
OPPONENTS	2/2	5/5	9/11	7/14	2/3

RUSHING	NO.	YDS.	AVG.	LONG	TD
Cobb	196	752	3.8	59t	7
G. Anderson	72	263	3.7	64t	1
Wilson	42	179	4.3	20	0
Testaverde	32	101	3.2	19	0
Chandler	18	79	4.4	12	0
BUCCANEERS	371	1,429	3.9	64t	9
OPPONENTS	512	2,107	4.1	71t	21

PASSING	ATT.	CMP.	YDS.	CMP%	YDS/ATT	TD	TD%	INT	INT%	LONG	SK/LOST	RTG
Testaverde	326	166	1,994	50.9	6.12	8	2.5	15	4.6	87t	35/234	59.0
Chandler	104	53	557	51.0	5.36	4	3.8	8	7.7	35	10/76	47.6
Carlson	65	31	404	47.7	6.22	1	1.5	6	9.2	36	11/73	34.4
BUCCANEERS	495	250	2,955	50.5	5.97	13	2.6	29	5.9	87t	56/383	53.4
OPPONENTS	438	257	3,130	58.7	7.15	15	3.4	11	2.5	51	39/258	81.7

RECEIVING	NO.	YDS.	AVG.	LONG	TD
Dawsey	55	818	14.9	65t	3
Carrier	47	698	14.9	35	2
Ron Hall	31	284	9.2	24	0
Drewrey	26	375	14.4	87t	2
G. Anderson	25	184	7.4	21	0
BUCCANEERS	250	2,955	11.8	87t	13
OPPONENTS	257	3,130	12.2	51	15

INTERCEPTIONS	NO.	YDS.	AVG.	LONG	TD
Covington	3	21	7.0	18	0
Fullington	2	13	6.5	10	0
Reynolds	2	7	3.5	7	0

Four tied with one					
BUCCANEERS	11	62	5.7	18	0
OPPONENTS	29	349	12.0	32	1

TACKLES	SOLO	ASST.	TOTAL
Thomas	98	76	174
Solomon	91	37	128
Covington	64	20	84
M. Carter	41	21	62
Murphy	31	30	61

SACKS	SPECIAL TEAM TACKLES
Thomas	11.0
Anno	7
Manley	7.0
Hardy	7
Newton	5.5
Tiggle	7
McCants	5.0
Davis	3.5
Four tied with six	

BUCCANEERS	39.0
OPPONENTS	56.0

PUNTING	NO.	YDS.	AVG.	NET	TB	IN20LG	BK
Royals	84	3,389	40.3	32.3	6	22	56
BUCCANEERS	84	3,389	40.3	32.3	6	22	56
OPPONENTS	71	3,049	42.9	36.5	5	18	63

PUNT RETURNS	RET.	FC	YDS.	AVG.	LONG	TD
Drewrey	38	15	360	9.5	33	0
C. Carter	1	0	1	1.0	1	0
BUCCANEERS	39	15	361	9.3	33	0
OPPONENTS	49	11	559	11.4	70t	1

KICKOFF RETURNS	NO.	YDS.	AVG.	LONG	TD
G. Anderson	34	643	18.9	39	0
Drewrey	12	246	20.5	43	0
Hardy	8	119	14.9	26	0
Cobb	2	15	7.5	15	0
Wilson	2	19	9.5	11	0
BUCCANEERS	60	1,047	17.5	43	0
OPPONENTS	32	720	22.5	55	0

USUAL STARTING LINEUP					
OFFENSE:			DEFENSE:		
WR	88	Mark Carrier	LE	98	Ray Seals
LT	74	Paul Gruber	NT	96	Tim Newton
LG	73	Tom McHale	UT	79	Rueben Davis
C	61	Tony Mayberry	RE	52	Keith McCants
RG	62	Ian Beckles	OLB	59	Kevin Murphy
RT	72	Rob Taylor	ILB	55	Jesse Solomon
TE	82	Ron Hall	OLB	51	Broderick Thomas
WR	80	Lawrence Dawsey	LCB	29	Ricky Reynolds
QB	14	Vinny Testaverde	RCB	44	Carl Carter
FB	20	Robert Wilson	SS	25	Tony Covington
RB	34	Reggie Cobb	FS	23	Marty Carter

DATE	W/L	SCORE	OPPONENT	ATT.
9/6	W	23-7	Phoenix	41,315
9/13	W	31-3	GREEN BAY	50,051
9/20	L	20-26	at Minnesota	48,113
9/27	W	27-23	at Detroit	51,374
10/4	L	14-24	INDIANAPOLIS	56,585
10/18	L	14-31	at Chicago	61,412
10/25	L	7-38	DETROIT	53,995
11/1	L	21-23	at New Orleans	68,591
11/8	L	7-35	MINNESOTA	49,095
11/15	W	20-17	CHICAGO	69,102
11/22	L	14-29	at San Diego	43,197
11/29	L	14-19	at Green Bay (Milw.)	52,347
12/6	L	27-31	L.A. RAMS	38,387
12/13	L	7-35	ATLANTA	39,056
12/19	L	14-21	at San Francisco	60,519
12/27	W	7-3	at Phoenix	29,645

	BUCS	OPP
TOTAL FIRST DOWNS	281	296
Rushing	100	100
Passing	165	175
Penalty	16	21
3rd Down: Made/Att.	78/210	92/212
4th Down: Made/Att.	8/21	7/12
POSSESSION AVG.	29:15	30:45
TOTAL NET YARDS	4,771	5,185
Avg. Per Game	298.2	324.1
Total Plays	994	985
Avg. Per Play	4.8	5.3
NET YARDS RUSHING	1,706	1,675
Avg. Per Game	106.6	104.7
Total Rushes	438	441
NET YARDS PASSING	3,065	3,510
Avg. Per Game	191.6	219.4
Sacked /Yards Lost	45/334	36/230
Gross Yards	3,399	3,740
Att./Completions	511/299	508/293
Completion Pct.	58.5	57.7
Had Intercepted	20	20
PUNTS/AVERAGE	74/40.7	64/41.3
NET PUNTING AVG.	36.2	36.3
PENALTIES/YARDS	92/754	74/563
FUMBLES/FUMBLES LOST	19/9	19/12
TOUCHDOWNS	33	43
Rushing	12	15
Passing	17	25
Returns	4	3

BY QUARTERS	1	2	3	4	OT	TOT
BUCCANEERS	60	107	31	69	0	267
OPPONENTS	88	70	112	95	0	365

SCORING	TD	R	P	RT	PT	FG	S	PTS
Cobb	9	9	0	0	0/0	0/0	0	54
Willis	0	0	0	0	20/20	8/14	0	44
Murray	0	0	0	0	13/13	4/8	0	25
Carrier	4	4	0	0	0/0	0/0	0	24
Hall	4	0	4	0	0/0	0/0	0	24
BUCCANEERS	33	12	17	4	33/33	12/22	0	267
OPPONENTS	43	15	25	3	43/43	20/30	2	365

FIELD GOALS	1/19	20/29	30/39	40/49	50+	LONG
Willis	0/0	3/3	1/4	4/7	0/0	45
Murray	0/0	0/0	2/4	2/4	0/0	47
BUCCANEERS	0/0	3/3	3/8	6/11	0/0	47
OPPONENTS	1/1	6/6	8/11	4/8	1/4	50

RUSHING	NO.	YDS.	AVG.	LONG	TD
Cobb	310	1,171	3.8	25	9
Testaverde	36	197	5.5	18	2
G. Anderson	55	194	3.5	18	1
McDowell	14	81	5.8	23	0
Jennings	5	25	5.0	10	0
BUCCANEERS	438	1,706	3.9	25	12
OPPONENTS	441	1,675	3.8	55t	15

RECEIVING	NO.	YDS.	AVG.	LONG	TD
Dawsey	60	776	12.9	41	1
Carrier	56	692	12.4	40	4
Hall	39	351	9.0	32	4
G. Anderson	34	284	8.4	34	0
McDowell	27	258	9.6	51t	2
BUCCANEERS	299	3,399	11.4	81t	17
OPPONENTS	293	3,740	12.8	83t	25

INTERCEPTIONS	NO.	YDS.	AVG.	LONG	TD
Fullington	3	25	8.3	16	0
Carter	3	1	0.3	1	0
Mack	3	0	0.0	0	0
Five tied with two					
BUCCANEERS	20	234	11.7	75	1
OPPONENTS	20	211	10.6	46	1

TACKLES	SOLO	ASST.	TOTAL
Carter	78	40	118
Williams	76	39	115
Thomas	62	51	113
Fullington	59	35	94
Dotson	57	14	71

SACKS		SPECIAL TEAM TACKLES	
Dotson	10.0	Brownlow	9
Fullington	5.0	King	9
McCants	5.0	Fullington	8
Seals	5.0	Burnette	7
Wheeler	5.0	Alexander	5

BUCCANEERS	36.0
OPPONENTS	45.0

PUNTING	NO.	YDS.	AVG.	NET	TB	IN20	LG	BK
Stryzinski	74	3,015	40.7	36.2	11	15	57	0
BUCCANEERS	74	3,015	40.7	36.2	11	15	57	0
OPPONENTS	64	2,645	41.3	36.3	8	16	60	0

PUNT RETURNS	RET.	FC	YDS.	AVG.	LONG	TD
Hawkins	13	8	53	4.1	17	0
Drewrey	7	6	62	8.9	17	0
G. Anderson	6	1	45	7.5	13	0
BUCCANEERS	26	15	160	6.2	17	0
OPPONENTS	22	26	117	5.3	16	0

KICKOFF RETURNS	NO.	YDS.	AVG.	LONG	TD
G. Anderson	29	564	19.4	39	0
Hawkins	9	118	13.1	18	0
G. Thomas	3	72	24.0	37	0
Brooks	3	49	16.3	24	0
BUCCANEERS	50	881	17.6	39	0
OPPONENTS	49	1,236	25.2	89t	1

USUAL STARTING LINEUP				OFFENSE:				DEFENSE:			
WR	88	Mark Carrier	LE	98	Ray Seals						
LT	74	Paul Gruber	NT	77	Mark Wheeler						
LG	66	Bruce Reimers	UT	71	Santana Dotson						
C	61	Tony Mayberry	RE	52	Keith McCants						
RG	62	Ian Beckles	OLB	54	Jimmy Williams						
RT	70	Charles McRae	ILB	55	Darrick Brownlow						
TE	82	Ron Hall	OLB	51	Broderick Thomas						
WR	80	Lawrence Dawsey	LCB	29	Ricky Reynolds						
QB	14	Vinny Testaverde	RCB	21	Milton Mack						
FB	37	Anthony McDowell	SS	23	Marty Carter						
RB	34	Reggie Cobb	FS	27	Darrell Fullington						

PASSING	ATT.	CMP.	YDS.	CMP%	YDS/ATT	TD	TD%	INT	INT%	LONG	SK/LOST	RTG
Testaverde	358	206	2,554	57.5	7.13	14	3.9	16	4.5	81t	35/259	74.2
DeBerg	125	76	710	60.8	5.68	3	2.4	4	3.2	28t	8/66	71.1
Erickson	26	15	121	57.7	4.65	0	0.0	0	0.0	24	2/9	69.6
BUCCANEERS	511	299	3,399	58.5	6.65	17	3.3	20	3.9	81t	45/334	73.3
OPPONENTS	508	293	3,740	57.7	7.36	25	4.9	20	3.9	83t	36/230	80.8

1993

RECORD: 5-11 HEAD COACH: SAM WYCHE

DATE	W/L	SCORE	OPPONENT	ATT.
9/5	L	3-27	KANSAS CITY	63,378
9/12	L	7-23	at N.Y. Giants	75,891
9/26	L	17-47	at Chicago	58,329
10/3	W	27-10	DETROIT	40,794
10/10	L	0-15	at Minnesota	53,562
10/24	L	14-37	GREEN BAY	47,354
10/31	W	31-24	at Atlanta	50,647
11/7	L	0-23	at Detroit	65,295
11/14	L	21-45	SAN FRANCISCO	43,835
11/21	W	23-10	MINNESOTA	40,848
11/28	L	10-13	at Green Bay	56,995
12/5	L	17-23	WASHINGTON	49,035
12/12	W	13-10	CHICAGO	56,667
12/19	L	20-27	at L.A. Raiders	40,532
12/26	W	17-10	at Denver	73,434
1/2	L	17-32	SAN DIEGO	55,587

	BUCS	OPP
TOTAL FIRST DOWNS	241	280
Rushing	80	109
Passing	141	152
Penalty	20	19
3rd Down: Made/Att.	74/213	85/224
4th Down: Made/Att.	3/12	5/16
POSSESSION AVG.	28:38	31:22
TOTAL NET YARDS	4,311	5,246
Avg. Per Game	269.4	327.9
Total Plays	949	1,011
Avg. Per Play	4.5	5.2
NET YARDS RUSHING	1,290	1,994
Avg. Per Game	80.6	124.6
Total Rushes	402	479
NET YARDS PASSING	3,021	3,252
Avg. Per Game	188.8	203.3
Sacked/Yards Lost	39/274	29/132
Gross Yards	3,295	3,384
Att./Completions	508/262	503/300
Completion Pct.	51.6	59.6
Had Intercepted	25	9
PUNTS/AVERAGE	94/40.1	76/43.3
NET PUNTING AVG.	35.3	36.3
PENALTIES/YARDS	89/765	126/913
FUMBLES/FUMBLES LOST	28/11	27/13
TOUCHDOWNS	27	40
Rushing	6	15
Passing	19	22
Returns	2	3

BY QUARTERS	1	2	3	4	OT	TOT
BUCCANEERS	19	74	89	55	0	237
OPPONENTS	72	133	75	96	0	376

SCORING	TD	R	P	RT	PAT	FG	S	PTS
Husted	0	0	0	0	27/27	16/22	0	75
Hawkins	5	0	5	0	0/0	0/0	0	30
Cobb	4	3	1	0	0/0	0/0	0	24
Copeland	4	0	4	0	0/0	0/0	0	24
Workman	4	2	2	0	0/0	0/0	0	24
BUCCANEERS	27	6	19	2	27/27	16/22	0	237
OPPONENTS	40	15	22	3	38/40	32/35	1	376

FIELD GOALS	1/19	20/29	30/39	40/49	50+ LONG
Husted	0/0	5/5	5/6	3/6	3/5
BUCCANEERS	0/0	5/5	5/6	3/6	3/5
OPPONENTS	0/0	9/9	10/10	9/10	4/6

PASSING	ATT.	CMP.	YDS.	CMP%	YDS/ATT	TD	TD%	INT	INT%	LONG	SK/LOST	RTG
Erickson	457	233	3,054	51.0	6.68	18	3.9	21	4.6	67t	35/236	66.4
DeBerg	39	23	186	59.0	4.77	1	2.6	3	7.7	24	3/27	47.6
Weldon	11	6	55	54.5	5.00	0	0.0	1	9.1	20	1/11	30.5
BUCCANEERS	508	262	3,295	51.6	6.49	19	3.7	25	4.9	67t	39/274	64.1
OPPONENTS	503	300	3,384	59.6	6.73	22	4.4	9	1.8	53t	29/132	86.9

RUSHING	NO.	YDS.	AVG.	LONG	TD
Cobb	221	658	3.0	16	3
Workman	78	284	3.6	21	2
Royster	33	115	3.5	19	1
Erickson	26	96	3.7	15	0
G. Anderson	28	56	2.0	13	0
BUCCANEERS	402	1,290	3.2	22	6
OPPONENTS	479	1,994	4.2	78t	15

RECEIVING	NO.	YDS.	AVG.	LONG	TD
Hawkins	62	933	15.0	67	5
Workman	54	411	7.6	42t	2
Copeland	30	633	21.1	67t	4
Hall	23	268	11.7	37t	1
C. Wilson	15	225	15.0	24	0
BUCCANEERS	262	3,295	12.6	67t	19
OPPONENTS	300	3,384	11.3	53t	22

INTERCEPTIONS	NO.	YDS.	AVG.	LONG	TD
King	3	29	9.7	28	0
Six tied with one					
BUCCANEERS	9	71	7.9	28	2
OPPONENTS	25	280	11.2	59t	1

TACKLES	SOLO	ASST.	TOTAL
Nickerson	124	90	214
Carter	94	36	130
Mayhew	48	28	76
Thomas	43	32	75
Dotson	41	22	63

SACKS		SPECIAL TEAM TACKLES	
Seals	8.5	Brownlow	11
Curry	5.0	Jones	10
Dotson	5.0	Buckley	7
Price	3.0	Bussey	6
Wheeler	2.0	Gray	6
Lee	2.0	Lynch	6

BUCCANEERS	20.0
OPPONENTS	34.0

PUNTING	NO.	YDS.	AVG.	NET	TB	IN20LG	BK
Stryzinski	93	3,772	40.6	35.3	3	24	57
BUCCANEERS	94	3,772	40.1	35.3	3	24	57
OPPONENTS	76	3,290	43.3	36.3	11	20	64

PUNT RETURNS	RET.	FC	YDS.	AVG.	LONG	TD
G. Anderson	17	1	113	6.6	15	0
Hawkins	15	8	166	11.1	35	0
Claborn	6	6	32	5.3	13	0
BUCCANEERS	38	15	311	8.2	35	0
OPPONENTS	53	23	394	7.4	54	0

KICKOFF RETURNS	NO.	YDS.	AVG.	LONG	TD
C. Wilson	23	454	19.7	42	0
G. Anderson	12	181	15.1	24	0
Royster	8	102	12.8	26	0
Turner	6	61	10.2	19	0
Workman	5	67	13.4	19	0

BUCCANEERS	58	922	15.9	42	0
OPPONENTS	28	499	17.8	46	0

USUAL STARTING LINEUP	DEFENSE:
WR 85 Courtney Hawkins	LE 98 Ray Seals
LT 74 Paul Gruber	NT 77 Mark Wheeler
LG 66 Bruce Reimers	UT 71 Santana Dotson
C 61 Tony Mayberry	RE 75 Eric Curry
RG 62 Ian Beckles	OLB 54 Jimmy Williams
RT 76 Scott Dill	ILB 56 Hardy Nickerson
TE 82 Ron Hall	DB 27 Barney Bussey
WR 88 Horace Copeland	LCB 35 Martin Mayhew
QB 7 Craig Erickson	RCB 29 Ricky Reynolds
FB 46 Vince Workman	SS 23 Marty Carter
RB 34 Reggie Cobb	FS 41 Joe King

DATE	W/L	SCORE	OPPONENT	ATT.
9/4	L	9-21	at Chicago	61,844
9/11	W	24-10	INDIANAPOLIS	36,631
9/18	L	7-9	NEW ORLEANS	45,522
9/25	L	3-30	at Green Bay	58,551
10/2	W	24-14	DETROIT	38,012
10/9	L	13-34	at Atlanta	52,633
10/23	L	16-41	at San Francisco	62,741
10/30	L	13-36	MINNESOTA	42,110
11/6	L	6-20	CHICAGO	60,821
11/13	L	9-14	at Detroit	50,814
11/20	L	21-22	at Seattle	37,466
11/27	W	20-17 (ot)	at Minnesota	47,259
12/4	W	26-21	WASHINGTON	45,121
12/11	W	24-14	L.A. RAMS	34,150
12/18	W	17-14	at Washington	47,315
12/24	L	19-34	GREEN BAY	65,076

	BUCS	OPP
TOTAL FIRST DOWNS	276	298
Rushing	104	100
Passing	149	179
Penalty	23	19
3rd Down: Made/Att.	73/199	94/214
4th Down: Made/Att.	6/15	4/12
POSSESSION AVG.	29:55	30:05
TOTAL NET YARDS	4,754	5,336
Avg. Per Game	297.1	333.5
Total Plays	951	986
Avg. Per Play	5.0	5.4
NET YARDS RUSHING	1,489	1,964
Avg. Per Game	93.1	122.8
Total Rushes	430	468
NET YARDS PASSING	3,265	3,372
Avg. Per Game	204.1	210.8
Sacked /Yards Lost	30/171	20/114
Gross Yards	3,436	3,486
Att./Completions	491/271	498/303
Completion Pct.	55.2	60.8
Had Intercepted	16	9
PUNTS/AVERAGE	74/38.6	68/42.7
NET PUNTING AVG.	35.5	34.6
PENALTIES/YARDS	93/805	94/690
FUMBLES/FUMBLES LOST	18/7	21/12
TOUCHDOWNS	26	40
Rushing	8	13
Passing	17	25
Returns	1	2

BY QUARTERS	1	2	3	4	OT	TOT
BUCCANEERS	30	94	35	89	3	251
OPPONENTS	75	142	74	60	0	351

SCORING	TD	R	P	RT	PAT	FG	S	PTS
Husted	0	0	0	0	20/20	23/35	0	89
Rhett	7	7	0	0	0/0	0/0	0	44
C. Wilson	6	0	6	0	0/0	0/0	0	36
Hawkins	5	0	5	0	0/0	0/0	0	30
J. Harris	3	0	3	0	0/0	0/0	0	20
BUCCANEERS	26	8	17	1	20/20	23/35	0	251
OPPONENTS	40	13	25	2	38/38	23/26	0	351

FIELD GOALS	1/19	20/29	30/39	40/49	50+ LONG
Husted	0/0	8/8	10/12	4/10	1/5
BUCCANEERS	0/0	8/8	10/12	4/10	1/5
OPPONENTS	2/2	10/11	7/7	3/5	1/1

RUSHING	NO.	YDS.	AVG.	LONG	TD
Rhett	284	1,011	3.6	27	7
Workman	79	291	3.7	18	0
Erickson	26	68	2.6	17	1
McDowell	21	58	2.8	8	0
Dilfer	2	27	13.5	15	0
BUCCANEERS	430	1,489	3.5	27	8
OPPONENTS	468	1,964	4.2	85	13

PASSING	ATT.	CMP.	YDS.	CMP%	YDS/ATT	TD	TD%	INT	INT%	LONG	SK/LOST	RTG
Erickson	399	225	2,919	56.4	7.32	16	4.0	10	2.5	71t	22/129	82.5
Dilfer	82	38	433	46.3	5.28	1	1.2	6	7.3	42	8/42	36.3
Weldon	9	7	63	77.8	7.00	0	0.0	0	0.0	27	0/0	95.8
Stryzinski	1	1	21	100.0	21.00	0	0.0	0	0.0	21	0/0	118.8
BUCCANEERS	491	271	3,436	55.2	7.00	17	3.5	16	3.3	71t	30/171	75.2
OPPONENTS	498	303	3,486	60.8	7.00	25	5.0	9	1.8	81t	20/114	91.2

RECEIVING	NO.	YDS.	AVG.	LONG	TD
Dawsey	46	673	14.6	46	1
Hawkins	37	438	11.8	32	5
C. Wilson	31	652	21.0	71t	6
McDowell	29	193	6.7	19	1
J. Harris	26	337	13.0	48t	3
BUCCANEERS	271	3,436	12.7	71t	17
OPPONENTS	303	3,486	11.5	81t	25

INTERCEPTIONS	NO.	YDS.	AVG.	LONG	TD
Nickerson	2	9	4.5	10	0
Mayhew	2	4	2.0	4	0

Five tied with one

BUCCANEERS	9	77	8.6	38	0
OPPONENTS	16	323	20.2	92t	2

TACKLES	SOLO	ASST.	TOTAL
Nickerson	86	36	122
Carter	74	19	93
Bussey	53	19	72
Mayhew	58	11	69
Everett	53	12	65

SACKS		SPECIAL TEAM TACKLES	
Culpepper	4.0	Buckley	9
Curry	3.0	Lynch	8
Dotson	3.0	J. Brady	7
Wheeler	3.0	Bussey	7
K. Wilson	2.5	Marts	7

BUCCANEERS	20.0
OPPONENTS	30.0

PUNTING	NO.	YDS.	AVG.	NET	TB	IN20	LG	BK
Stryzinski	72	2,800	38.9	35.9	6	20	53	0
Husted	2	53	26.5	22.0	0	2	32	0

BUCCANEERS	74	2,853	38.6	35.5	6	22	53	0
OPPONENTS	68	2,902	42.7	34.6	15	18	65	1

PUNT RETURNS	RET.	FC	YDS.	AVG.	LONG	TD
Turner	21	4	218	10.4	80T	1
Hawkins	5	2	28	5.6	9	0
Everett	2	2	2	1.0	1	0
BUCCANEERS	28	8	248	8.9	80t	1
OPPONENTS	19	42	103	5.4	40	0

KICKOFF RETURNS	NO.	YDS.	AVG.	LONG	TD
Turner	43	886	20.6	77	0
C. Wilson	10	251	25.1	41	0
Buckley	8	177	22.1	35	0
R. Green	2	33	16.5	18	0
Culpepper	2	30	15.0	18	0
Moore	2	27	13.5	16	0
BUCCANEERS	70	1,422	20.3	77	0
OPPONENTS	44	941	21.4	57	0

USUAL STARTING LINEUP

OFFENSE:	DEFENSE:
WR 85 Courtney Hawkins	LE 72 Chidi Ahanotu
LT 74 Paul Gruber	NT 73 Brad Culpepper
LG 70 Charles McRae	UT 71 Santana Dotson
C 61 Tony Mayberry	RE 75 Eric Curry
RG 62 Ian Beckles	OLB 55 Lonnie Marts
RT 76 Scott Dill	ILB 56 Hardy Nickerson
TE 81 Jackie Harris	OLB 27 Barney Bussey
86 Tyji Armstrong	LCB 35 Martin Mayhew
WR 84 Charles Wilson	RCB 39 Charles Dimry
QB 7 Craig Erickson	SS 23 Marty Carter
FB 33 Anthony McDowell	FS 22 Thomas Everett
RB 32 Errict Rhett	
46 Vince Workman	

1995

RECORD: 7-9 HEAD COACH: SAM WYCHE

DATE	W/L	SCORE	OPPONENT	ATT.
9/3	W	21-6	at Philadelphia	66,266
9/10	L	6-22	at Cleveland	61,083
9/17	L	6-25	CHICAGO	71,507
9/24	W	14-6	WASHINGTON	49,234
10/1	W	20-13	at Carolina	50,076
10/8	W	19-16	CINCINNATI	41,732
10/15	W	20-17 (ot)	MINNESOTA	55,703
10/22	L	21-24	ATLANTA	66,135
10/29	L	7-19	at Houston	31,489
11/12	L	24-27	at Detroit	60,644
11/19	W	17-16	JACKSONVILLE	71,629
11/26	L	13-35	at Green Bay	59,218
12/3	L	17-31	at Minnesota	52,879
12/10	W	13-10 (ot)	GREEN BAY	67,557
12/17	L	10-31	at Chicago	49,475
12/23	L	10-37	DETROIT	50,049

	BUCS	OPP
TOTAL FIRST DOWNS	283	336
Rushing	101	104
Passing	159	202
Penalty	23	30
3rd Down: Made/Att.	68/195	93/211
4th Down: Made/Att.	7/13	4/7
POSSESSION AVG.	28:35	31:25
TOTAL NET YARDS	4,542	5,712
Avg. Per Game	283.9	357.0
Total Plays	961	1031
Avg. Per Play	4.7	5.5
NET YARDS RUSHING	1,587	1,754
Avg. Per Game	99.2	109.6
Total Rushes	398	449
NET YARDS PASSING	2,955	3,958
Avg. Per Game	184.7	247.4
Sacked/Yards Lost	56/386	25/140
Gross Yards	3,341	4,098
Att./Completions	507/267	557/346
Completion Pct.	52.7	62.1
Had Intercepted	20	14
PUNTS/AVERAGE	78/42.3	59/40.0
NET PUNTING AVG.	36.2	32.3
PENALTIES/YARDS	113/882	87/698
FUMBLES/FUMBLES LOST	25/14	26/16
TOUCHDOWNS		
Rushing	19	14
Passing	5	19
Returns	2	2

BY QUARTERS	1	2	3	4	OT	TOT
BUCCANEERS	48	77	36	71	6	238
OPPONENTS	73	106	69	87	0	335

SCORING	TD	R	P	RT	PAT	2-PT.	FG	S	PTS
Husted	0	0	0	0	25/25	0	19/26	0	82
Rhett	11	11	0	0	0/0	0	0/0	0	66
Ellison	5	5	0	0	0/0	0	0/0	0	30
Dilfer	2	2	0	0	0/0	0	0/0	0	12
Copeland	2	0	2	0	0/0	0	0/0	0	12
Harper	2	0	2	0	0/0	0	0/0	0	12
BUCCANEERS	26	19	5	2	25/25	0/1	19/26	0	238
OPPONENTS	35	14	19	2	30/31	1/4	31/40	0	335

FIELD GOALS	1/19	20/29	30/39	40/49	50+	LONG
Husted	1/1	5/6	5/7	5/9	3/3	53
BUCCANEERS	1/1	5/6	5/7	5/9	3/3	53
OPPONENTS	2/2	12/13	7/8	8/12	2/5	51

PASSING	ATT.	CMP.	YDS.	CMP%	YDS/ATT	TD	TD%	INT	INT%	LONG	SK/LOST	RTG
Dilfer	415	224	2,774	54.0	6.68	4	1.0	18	4.3	64t	47/331	60.1
Weldon	91	42	519	46.2	5.70	1	1.1	2	2.2	40	9/55	58.8
Roby	1	1	48	100.0	48.00	0	0.0	0	0.0	48	0/0	118.8
BUCCANEERS	507	267	3,341	52.7	6.59	5	1.0	20	3.9	64t	56/386	60.3
OPPONENTS	557	346	4,098	62.1	7.36	19	3.4	14	2.5	91t	25/140	85.4

RUSHING	NO.	YDS.	AVG.	LONG	TD
Rhett	332	1,207	3.6	21	11
Ellison	26	218	8.4	75	5
Dilfer	23	115	5.0	21t	2
Edmonds	5	28	5.6	9	0
Hawkins	4	5	1.3	11	0

BUCCANEERS	398	1,587	4.0	75	19
OPPONENTS	449	1,754	3.9	66t	14

RECEIVING	NO.	YDS.	AVG.	LONG	TD
Harris	62	751	12.1	33	1
Harper	46	633	13.8	49	2
Hawkins	41	493	12.0	47	0
Copeland	35	605	17.3	64t	2
Dawsey	30	372	12.4	26	0

BUCCANEERS	267	3,341	12.5	64t	5
OPPONENTS	346	4,098	11.8	91t	19

INTERCEPTIONS	NO.	YDS.	AVG.	LONG	TD
Mayhew	5	81	16.2	40	0
Lynch	3	3	1.0	3	0

Six tied with one					
BUCCANEERS	14	137	9.8	40	1
OPPONENTS	20	204	10.2	32	0

TACKLES	SOLO	ASST.	TOTAL
Nickerson	89	54	143
Brooks	60	19	79
Dimry	63	14	77
Mayhew	58	17	75
Marts	48	21	69

SACKS TACKLES		SPECIAL TEAM	
Dotson	5.0	DuBose	12
Culpepper	4.0	Gant	11
Ahanotu	3.0	Rouse	9
Sapp	3.0	Johnson	8
Curry	2.0	Buckley	8
McIntosh	2.0		

BUCCANEERS	25.0
OPPONENTS	56.0

PUNTING	NO.	YDS.	AVG.	NET	TB	IN20	LG	BK
Roby	77	3,296	42.8	36.2	7	23	61	1
BUCCANEERS	78	3,296	42.3	36.2	7	23	61	1
OPPONENTS	59	2,358	40.0	32.3	8	12	61	2

PUNT RETURNS	RET.	FC	YDS.	AVG.	LONG	TD
Edmonds	29	10	293	10.1	45	0
BUCCANEERS	29	10	293	10.1	45	0
OPPONENTS	41	11	335	8.2	38	0

KICKOFF RETURNS	NO.	YDS.	AVG.	LONG	TD
Edmonds	58	1,147	19.8	44	0
Ellison	15	261	17.4	33	0
Buckley	2	29	14.5	18	0
Armstrong	1	6	6.0	6	0
BUCCANEERS	76	1,443	19.0	44	0
OPPONENTS	46	856	18.6	37	0

USUAL STARTING LINEUP						OFFENSE:						DEFENSE:					
WR	82	Alvin Harper	LE	72	Chidi Ahanotu	LT	74	Paul Gruber	NT	77	Mark Wheeler	LG	60	Jim Pyne	UT	77	Santana Dotson
C	61	Tony Mayberry			Warren Sapp	RG	62	Ian Beckles	RE	75	Eric Curry	RT	76	Scott Dill			Lonnie Marts
TE	81	Jackie Harris	ILB	56	Hardy Nickerson	WR	80	Lawrence Dawsey	RLB	55	Derrick Brooks	QB	12	Trent Dilfer	LCB	35	Martin Mayhew
FB	83	Dave Moore	RCB	39	Charles Dimry	RB	32	Errict Rhett	SS	47	John Lynch						
					Barney Bussey				FS	22	Thomas Everett						

DATE	W/L	SCORE	OPPONENT	ATT.
9/1	L	3-34	GREEN BAY	54,102
9/8	L	6-21	at Detroit	54,229
9/15	L	23-27	at Denver	71,535
9/22	L	13-17	SEATTLE	30,212
9/29	L	0-27	DETROIT	34,961
10/13	W	24-13	MINNESOTA	32,175
10/20	L	9-13	at Arizona	27,738
10/27	L	7-13	at Green Bay	60,627
11/3	L	10-13	at Chicago	58,727
11/10	W	20-17 (ot)	OAKLAND	45,392
11/17	W	25-17	at San Diego	57,526
11/24	W	13-7	NEW ORLEANS	40,203
12/1	L	0-24	at Carolina	57,623
12/8	W	24-10	WASHINGTON	44,733
12/15	L	10-21	at Minnesota	49,302
12/22	W	34-19	CHICAGO	51,572

	BUCS	OPP
TOTAL FIRST DOWNS	260	296
Rushing	90	114
Passing	152	156
Penalty	18	26
3rd Down: Made/Att.	89/225	87/214
4th Down: Made/Att.	9/24	10/13
POSSESSION AVG.	30:58	29:02
TOTAL NET YARDS	4,316	4,814
Avg. Per Game	269.8	300.9
Total Plays	996	976
Avg. Per Play	4.3	4.9
NET YARDS RUSHING	1,589	1,889
Avg. Per Game	99.3	118.1
Total Rushes	472	438
NET YARDS PASSING	2,727	2,925
Avg. Per Game	170.4	182.8
Sacked /Yards Lost	30/217	35/207
Gross Yards	2,944	3,132
Att./Completions	494/274	503/311
Completion Pct.	55.5	61.8
Had Intercepted	20	17
PUNTS/AVERAGE	71/42.5	74/43.4
NET PUNTING AVG.	37.8	33.1
PENALTIES/YARDS	95/787	101/810
FUMBLES/FUMBLES LOST	28/14	31/12
TOUCHDOWNS	21	34
Rushing	8	13
Passing	12	17
Returns	1	4

BY QUARTERS	1	2	3	4	OT	TOT
BUCCANEERS	46	76	38	58	3	221
OPPONENTS	64	91	71	67	0	293

SCORING	TD	R	P	RT	PAT	2-PT.	FG	S	PTS
Husted	0	0	0	0	18/19	0	25/32	0	93
Alstott	6	3	3	0	0/0	0	0/0	0	36
Rhett	4	3	1	0	0/0	0	0/0	0	24
Moore	3	0	3	0	0/0	0	0/0	0	18
R. Brooks	2	2	0	0	0/0	0	0/0	0	12
Thomas	2	0	2	0	0/0	0	0/0	0	12
BUCCANEERS	21	8	12	1	18/19	1/2	25/32	0	221
OPPONENTS	34	13	17	4	32/32	0/2	19/27	0	293

FIELD GOALS	1/19	20/29	30/39	40/49	50+ LONG
Husted	2/2	7/8	8/11	7/8	1/3
BUCCANEERS	2/2	7/8	8/11	7/8	1/3
OPPONENTS	0/0	9/10	4/5	6/11	0/1

RUSHING	NO.	YDS.	AVG.	LONG	TD
Rhett	176	539	3.1	35	3
Alstott	96	377	3.9	39	3
R. Brooks	112	368	3.3	56	2
Differ	32	124	3.9	19	0
Ellison	35	106	3.0	13	0
BUCCANEERS	472	1,589	3.4	56	8
OPPONENTS	438	1,889	4.3	57	13

PASSING	ATT.	CMP.	YDS.	CMP%	YDS/ATT	TD	TD%	INT	INT%	LONG	SK/LOST	RTG
Differ	482	267	2,859	55.4	5.93	12	2.5	19	3.9	45	28/207	64.8
Weldon	9	5	76	55.6	8.44	0	0.0	1	11.1	42	2/10	44.0
Milanovich	3	2	9	66.7	3.00	0	0.0	0	0.0	8	0/0	70.1
BUCCANEERS	494	274	2,944	55.5	5.96	12	2.5	20	4.0	45	30/217	64.4
OPPONENTS	503	311	3,132	61.8	6.23	17	3.4	17	3.4	63t	35/207	76.7

RECEIVING	NO.	YDS.	AVG.	LONG	TD
Alstott	65	557	8.6	29	3
Hawkins	46	544	11.8	45	1
Thomas	33	427	12.9	31t	2
Harris	30	349	11.6	36	1
Moore	27	237	8.8	23	3
BUCCANEERS	274	2,944	10.7	45	12
OPPONENTS	311	3,132	10.1	63t	17

INTERCEPTIONS	NO.	YDS.	AVG.	LONG	TD
Abraham	5	27	5.4	21	0
Lynch	3	26	8.7	25	0
Johnson	2	24	12.0	24	0
Nickerson	2	24	12.0	17	0
Dimry	2	1	0.5	1	0
BUCCANEERS	17	139	8.2	26	0
OPPONENTS	20	326	16.3	98t	3

TACKLES	SOLO	ASST.	TOTAL
D. Brooks	92	41	133
Nickerson	76	44	120
Lynch	74	29	103
Johnson	61	19	80
Mayhew	61	16	77

SACKS		SPECIAL TEAM TACKLES	
Sapp	9.0	Legette	19
Marts	7.0	Bouie	15
Ahanotu	5.5	Gant	11
Upshaw	4.0	Gooch	8
Nickerson	3.0	L. Jones	8

BUCCANEERS	35.0
OPPONENTS	30.0

PUNTING	NO.	YDS.	AVG.	NET	TB	IN20LG	BK
Barnhardt	70	3,015	43.1	37.8	4	24	62
BUCCANEERS	70	3,015	42.5	37.8	4	24	62
OPPONENTS	74	3,210	43.4	33.1	14	14	63

PUNT RETURNS	RET.	FC	YDS.	AVG.	LONG	TD
Williams	13	2	274	21.1	88t	1
Silvan	14	5	113	8.1	17	0
Marshall	13	1	95	7.3	29	0
Hawkins	1	1	-1	-1.0	-1	0
BUCCANEERS	41	9	481	11.7	88t	1
OPPONENTS	38	22	248	6.5	22	0

KICKOFF RETURNS	NO.	YDS.	AVG.	LONG	TD
Silvan	28	626	22.4	54	0
Williams	14	383	27.4	63	0
Marshall	12	264	22.0	37	0
Alstott	1	14	14.0	14	0
Ellison	0	0	0.0	0	0
BUCCANEERS	55	1,287	23.4	63	0
OPPONENTS	51	972	19.1	35	0

USUAL STARTING LINEUP			
OFFENSE:		DEFENSE:	
WR	84 Robb Thomas	LE	72 Chidi Ahanotu
LT	74 Paul Gruber	NT	77 Brad Culpepper
LG	60 Jim Pyne	UT	99 Warren Sapp
C	61 Tony Mayberry	RE	91 Regan Upshaw
RG	62 Ian Beckles	LLB	51 Lonnie Marts
RT	79 Doug Riesenber	ILB	56 Hardy Nickerson
TE	81 Jackie Harris	RLB	55 Derrick Brooks
WR	85 Courtney Hawkins	LCB	35 Martin Mayhew
QB	12 Trent Diller	RCB	21 Donnie Abraham
FB	40 Mike Alstott	SS	47 John Lynch
RB	32 Errict Rhett	FS	25 Melvin Johnson

1997

RECORD: 10-6 HEAD COACH: TONY DUNGY

DATE	W/L	SCORE	OPPONENT	ATT.
8/31	W	13-6	SAN FRANCISCO	62,554
9/7	W	24-17	at Detroit	58,234
9/14	W	28-14	at Minnesota	63,697
9/21	W	31-21	MIAMI	73,314
9/28	W	19-18	ARIZONA	53,804
10/5	L	16-21	at Green Bay	60,100
10/12	L	9-27	DETROIT	72,095
10/26	L	6-10	MINNESOTA	66,815
11/2	W	31-28	at Indianapolis	58,512
11/9	W	31-10	at Atlanta	46,018
11/16	W	27-7	NEW ENGLAND	70,479
11/23	L	7-13	at Chicago	43,955
11/30	W	20-8	at New York Giants	66,678
12/7	L	6-17	GREEN BAY	73,523
12/14	L	0-31	at New York Jets	60,122
12/21	W	31-15	CHICAGO	70,930

PLAYOFFS				
12/28	W	20-10	DETROIT	(73,361)
1/4	L	7-21	at Green Bay	(60,327)

	BUCS	OPP
TOTAL FIRST DOWNS	249	265
Rushing	88	96
Passing	134	155
Penalty	27	14
3rd Down: Made/Att.	79/204	75/220
4th Down: Made/Att.	5/14	11/17
POSSESSION AVG.	29:22	30:38
TOTAL NET YARDS	4,376	4,628
Avg. Per Game	273.5	289.3
Total Plays	915	981
Avg. Per Play	4.8	4.7
NET YARDS RUSHING	1,934	1,617
Avg. Per Game	120.9	101.1
Total Rushes	479	420
NET YARDS PASSING	2,442	3,011
Avg. Per Game	152.6	188.2
Sacked/Yards Lost	32/196	44/331
Gross Yards	2,638	3,342
Att./Completions	404/224	518/325
Completion Pct.	55.4	62.7
Had Intercepted	12	13
PUNTS/AVERAGE	84/42.6	88/41.6
NET PUNTING AVG.	35.4	31.7
PENALTIES/YARDS	77/660	93/814
FUMBLES/FUMBLES LOST	31/11	21/12
TOUCHDOWNS	38	29
Rushing	15	10
Passing	21	13
Returns	2	6

BY QUARTERS	1	2	3	4	OT	TOT
BUCCANEERS	73	78	65	83	0	299
OPPONENTS	36	85	76	66	0	263

SCORING	TD	R	P	RT	PAT	2-PT.	FG	S	PTS
Husted	0	0	0	0	32/35	0	13/17	0	71
Alstott	10	7	3	0	0/0	0	0/0	0	60
Dunn	7	4	3	0	0/0	0	0/0	0	42
Williams	5	0	4	1	0/0	0	0/0	0	30
Anthony	4	0	4	0	0/0	0	0/0	0	24
Moore	4	0	4	0	0/0	0	0/0	0	24
BUCCANEERS	38	15	21	2	32/35	0/3	13/17	0	299
OPPONENTS	29	10	13	6	25/25	4/4	18/29	1	263

FIELD GOALS	1/19	20/29	30/39	40/49	50+	LONG
Husted	0/0	5/5	2/3	5/6	1/3	54
BUCCANEERS	0/0	5/5	2/3	5/6	1/3	54
OPPONENTS	0/0	5/5	9/13	4/10	0/1	48

PASSING	ATT.	CMP.	YDS.	CMP%	YDS/ATT	TD	TD%	INT	INT%	LONG	SK/LOST	RTG
Dilfer	386	217	2,555	56.2	6.62	21	5.4	11	2.8	59t	32/196	82.8
Walsh	17	6	58	35.3	3.41	0	0.0	1	5.9	38	0/0	21.2
Barnhardt	1	1	25	100.0	25.00	0	0.0	0	0.0	25	0/0	118.8
BUCCANEERS	404	224	2,638	55.4	6.53	21	5.2	12	3.0	59t	32/196	80.4
OPPONENTS	518	325	3,342	62.7	6.45	13	2.5	13	2.5	79	44/331	79.2

RUSHING	NO.	YDS.	AVG.	LONG	TD
Dunn	224	978	4.4	76	4
Alstott	176	665	3.8	47t	7
Dilfer	33	99	3.0	17	1
Rhett	31	96	3.1	21	3
Anthony	5	84	16.8	26	0

BUCCANEERS	479	1,934	4.0	76	15
OPPONENTS	420	1,617	3.9	82t	10

RECEIVING	NO.	YDS.	AVG.	LONG	TD
Dunn	39	462	11.8	59t	3
Anthony	35	448	12.8	38t	4
Williams	33	486	14.7	55	4
Copeland	33	431	13.1	49	1
Alstott	23	178	7.7	26	3

BUCCANEERS	324	2,638	11.8	59t	21
OPPONENTS	325	3,342	10.3	79	13

INTERCEPTIONS	NO.	YDS.	AVG.	LONG	TD
Abraham	5	16	3.2	16	0
Lynch	2	28	14.0	28	0
Brooks	2	13	6.5	13	0

Four tied with one					
BUCCANEERS	13	95	7.3	14	0
OPPONENTS	12	370	30.8	77t	4

TACKLES	SOLO	ASST.	TOTAL
Nickerson	108	86	194
Brooks	118	64	182
Lynch	75	79	154
Culpepper	42	38	80
Parker	46	29	75

SACKS	SPECIAL TEAM TACKLES			
Sapp	10.5	Quarles		16
Ahanotu	10.0	Legette		14
Culpepper	8.5	Bouie		11
Upshaw	7.5	Gooch		10
Jackson	2.5	Johnson		9

BUCCANEERS	44.0
OPPONENTS	32.0

PUNTING	NO.	YDS.	AVG.	NET	TB	IN20	LG	BK
Landeta	54	2,274	42.1	34.1	6	15	74	1
Barnhardt	29	1,304	45.0	39.1	3	12	61	0
BUCCANEERS	84	3,578	42.6	35.4	9	27	74	1
OPPONENTS	88	3,661	41.6	31.7	8	20	65	2

PUNT RETURNS	RET.	FC	YDS.	AVG.	LONG	TD
Williams	46	12	597	13.0	63	1
Dunn	5	0	48	9.6	25	0

BUCCANEERS	51	12	645	12.6	63	1
OPPONENTS	42	16	388	9.2	57	0

KICKOFF RETURNS	NO.	YDS.	AVG.	LONG	TD
Anthony	25	592	23.7	51	0
Williams	15	277	18.5	28	0
Dunn	6	129	21.5	30	0
Ellison	2	61	30.5	49	0
Rhett	1	16	16.0	16	0
Alstott	1	0	0.0	0	0
White	1	0	0.0	0	0

BUCCANEERS	51	1,075	21.1	51	0
OPPONENTS	44	957	21.8	101t	1

USUAL STARTING LINEUP					OFFENSE:					DEFENSE:				
WR	85	Reidel	Anthony	LE	72	Chidi	Ahanotu							
LT	74	Paul	Gruber	NT	77	Brad	Culpepper							
LG	60	Jim	Pyne	UT	99	Warren	Sapp							
C	61	Tony	Mayberry	RE	91	Regan	Upshaw							
RG	64	Jorge	Diaz	SLB	59	Rufus	Porter							
RT	70	Jason	Odum	ILB	56	Hardy	Nickerson							
TE	81	Jackie	Harris	WLB	55	Derrick	Brooks							
WR	88	Horace	Copeland	LCB	21	Donnie	Abraham							
QB	12	Trent	Dilfer	RCB	27	Anthony	Parker							
FB	40	Mike	Alstott	SS	47	John	Lynch							
RB	28	Warrick	Dunn	FS	22	Charles	Mincy							

DATE	W/L	SCORE	OPPONENT	ATT.
9/6	L	7-31	at Minnesota	62,538
9/13	L	15-23	at Green Bay	60,124
9/20	W	27-15	CHICAGO	64,328
9/28	L	6-27	at Detroit	74,724
10/4	W	20-3	N.Y. GIANTS	64,989
10/18	W	16-13	CAROLINA	63,600
10/25	L	3-9	at New Orleans	52,695
11/1	W	27-24	MINNESOTA	64,979
11/8	L	22-31	TENNESSEE	65,054
11/15	L	24-29	at Jacksonville	72,974
11/22	L	25-28	DETROIT	64,265
11/29	W	31-17	at Chicago	51,938
12/7	W	24-22	GREEN BAY	65,497
12/13	W	16-3	PITTSBURGH	65,335
12/19	L	16-20	at Washington	66,309
12/27	W	35-0	at Cincinnati	49,826

	BUCS	OPP
TOTAL FIRST DOWNS	262	244
Rushing	111	75
Passing	139	148
Penalty	12	21
3rd Down: Made/Att.	93/230	64/202
4th Down: Made/Att.	6/14	3/14
POSSESSION AVG.	31:58	28:02
TOTAL NET YARDS	4,754	4,345
Avg. Per Game	297.1	271.6
Total Plays	1000	925
Avg. Per Play	4.8	4.7
NET YARDS RUSHING	2,148	1,583
Avg. Per Game	134.3	98.9
Total Rushes	523	415
NET YARDS PASSING	2,606	2,762
Avg. Per Game	162.9	172.6
Sacked /Yards Lost	28/181	37/252
Gross Yards	2,787	3,014
Att./Completions	449/234	473/274
Completion Pct.	52.1	57.9
Had Intercepted	18	12
PUNTS/AVERAGE	81/41.2	87/42.0
NET PUNTING AVG.	35.3	34.4
PENALTIES/YARDS	99/840	88/669
FUMBLES/FUMBLES LOST	23/13	28/14
TOUCHDOWNS	36	31
Rushing	12	12
Passing	21	15
Returns	3	4

BY QUARTERS	1	2	3	4	OT	TOT
BUCCANEERS	61	101	49	103	0	314
OPPONENTS	78	71	57	89	0	295

SCORING	TD	R	P	RT	PAT	2-PT.	FG	S	PTS
Husted	0	0	0	0	29-30	0	21-28	0	92
Alstott	9	8	1	0	0-0	0	0-0	0	54
Anthony	7	0	7	0	0-0	1	0-0	0	44
Moore	4	0	4	0	0-0	0	0-0	0	24
Green	3	0	2	1	0-0	0	0-0	0	18
Dilfer	2	2	0	0	0-0	0	0-0	0	12
Dunn	2	2	0	0	0-0	0	0-0	0	12
Emanuel	2	0	2	0	0-0	0	0-0	0	12
BUCCANEERS	36	12	21	3	29-30	3-6	21-28	0	314
OPPONENTS	31	12	15	4	29-29	0-2	26-30	1	295

FIELD GOALS	1/19	20/29	30/39	40/49	50+	LONG
Husted	0-1	7-7	8-12	5-7	1-1	52
BUCCANEERS	0-1	7-7	8-12	5-7	1-1	52
OPPONENTS	0-0	10-11	8-8	5-8	3-3	53

PASSING	ATT.	CMP.	YDS.	CMP%	YDS/ATT
Dilfer	429	225	2,729	52.4	6.36
Walsh	19	9	58	47.4	3.05
Alstott	1	0	0	0.0	0.00
BUCCANEERS	449	234	2,787	52.1	6.21
OPPONENTS	473	274	3,014	57.9	6.37

RUSHING	NO.	YDS.	AVG.	LONG	TD
Dunn	245	1,026	4.2	50	2
Alstott	215	846	3.9	37	8
Dilfer	40	141	3.5	17	2
Anthony	4	43	10.8	32	0
BUCCANEERS	523	2,148	4.1	50	12
OPPONENTS	415	1,583	3.8	71t	12

RECEIVING	NO.	YDS.	AVG.	LONG	TD
Anthony	51	708	13.9	59t	7
Dunn	44	344	7.8	38t	4
Emanuel	41	636	15.5	55	4
Moore	24	255	10.6	49	1
Alstott	22	152	6.9	26	3
BUCCANEERS	234	2,787	11.9	79t	21
OPPONENTS	274	3,014	11.0	61	15

INTERCEPTIONS	NO.	YDS.	AVG.	LONG	TD
Mincy	4	58	14.5	22t	1
Barber	2	67	33.5	56	0
Lynch	2	29	14.5	17	0
Four tied with	1				
BUCCANEERS	12	212	17.7	56	1
OPPONENTS	18	192	10.7	38	2

TACKLES	SOLO	ASST.	TOTAL
Brooks	134	55	189
Lynch	55	52	107
Mincy	51	44	95
Nickerson	50	44	94
Culpepper	38	43	81

SACKS		SPECIAL TEAM TACKLES	
Culpepper	9.0	Quarles	20
Sapp	7.0	Ellison	16
Upshaw	7.0	Barber	12
Barber	3.0	Bouie	10
Jackson	3.0	Gooch	9

BUCCANEERS	37.0
Opponents	28.0

PUNTING	NO.	YDS.	AVG.	NET	TB	IN	20LG	BK
Barnhardt	81	3,340	41.2	35.3	9	19	55	0
BUCCANEERS	81	3,340	41.2	35.3	9	19	55	0
OPPONENTS	87	3,655	42.0	34.4	5	29	71	1

PUNT RETURNS	RET.	FC	YDS.	AVG.	LONG	TD
Green	30	9	453	15.1	95t	1
Williams	10	6	83	8.3	18	0
Barber	1	0	23	23.0	23t	1
BUCCANEERS	41	15	559	13.6	95t	2
OPPONENTS	38	23	302	7.9	93t	1

KICKOFF RETURNS	NO.	YDS.	AVG.	LONG	TD
Anthony	46	1,118	24.3	60	0
Green	10	229	22.9	44	0
Dunn	1	25	25.0	25	0
Ellison	1	19	19.0	19	0
Alstott	1	8	8.0	8	0
BUCCANEERS	59	1,399	23.7	60	0
OPPONENTS	62	1,333	21.5	105t	1

USUAL STARTING LINEUP					
OFFENSE:			DEFENSE:		
WR	85	Reidel Anthony	LE	97	Tyoka Jackson
LT	74	Paul Gruber	NT	77	Brad Culpepper
LG	64	Jorge Diaz	DT	99	Warren Sapp
C	61	Tony Mayberry	RE	91	Regan Upshaw
RG	73	Frank Middleton	SLB	50	Jeff Gooch
RT	70	Jason Odum	MLB	56	Hardy Nickerson
TE	83	Dave Moore	WLB	55	Derrick Brooks
WR	87	Bert Emanuel	LCB	21	Donnie Abraham
QB	12	Trent Dilfer	RCB	20	Ronde Barber
FB	40	Mike Alstott	SS	47	John Lynch
RB	28	Warrick Dunn	FS	22	Charles Mincy

PASSING	ATT.	CMP.	YDS.	CMP%	YDS/ATT	TD	TD%	INT	INT%	LONG	SK/LOST	RTG
Dilfer	429	225	2,729	52.4	6.36	21	4.9	15	3.5	79t	27/172	74.0
Walsh	19	9	58	47.4	3.05	0	0.0	3	15.8	12	1/9	14.7
Alstott	1	0	0	0.0	0.00	0	0.0	0	0.0	0	0/0	39.6
BUCCANEERS	449	234	2,787	52.1	6.21	21	4.7	18	4.0	79t	28/181	70.3
OPPONENTS	473	274	3,014	57.9	6.37	15	3.2	12	4.5	61	37/252	76.9

1999

RECORD: 11-5 HEAD COACH: TONY DUNGY

DATE	W/L	SCORE	OPPONENT	ATT.
9/12	L	13-17	N.Y. GIANTS	65,026
9/19	W	19-5	at Philadelphia	64,285
9/26	W	13-10	DENVER	65,297
10/3	L	14-21	at Minnesota	64,106
10/10	L	23-26	at Green Bay	59,868
10/24	W	6-3	CHICAGO	65,283
10/31	L	3-20	at Detroit	63,135
11/7	W	31-16	at New Orleans	47,129
11/14	W	17-10	KANSAS CITY	64,927
11/21	W	19-10	ATLANTA	65,158
11/28	W	16-3	at Seattle	66,314
12/6	W	24-17	MINNESOTA	65,741
12/12	W	23-16	DETROIT	65,536
12/19	L	0-45	at Oakland	46,395
12/26	W	29-10	GREEN BAY	65,723
1/2	W	20-6	at Chicago	66,944

PLAYOFFS

1/15	W	14-13	WASHINGTON	65,835
1/23	L	6-11	at St. Louis	66,496

	BUCS	OPP
TOTAL FIRST DOWNS	245	228
Rushing	97	75
Passing	132	144
Penalty	16	9
3rd Down: Made/Att.	81/230	75/232
4th Down: Made/Att.	7/15	4/13
POSSESSION AVG.	32:11	27:49
TOTAL NET YARDS	4,254	4,280
Avg. Per Game	265.9	267.5
Total Plays	991	977
Avg. Per Play	4.3	4.4
NET YARDS RUSHING	1,776	1,407
Avg. Per Game	111.0	87.9
Total Rushes	502	361
NET YARDS PASSING	2,478	2,873
Avg. Per Game	154.9	179.6
Sacked/Yards Lost	42/303	43/291
Gross Yards	2,781	3,164
Att./Completions	447/268	573/302
Completion Pct.	60.0	52.7
Had Intercepted	16	21
PUNTS/AVERAGE	90/43.1	101/41.1
NET PUNTING AVERAGE	37.4	35.4
PENALTIES/YARDS	75/583	88/727
FUMBLES/FUMBLES LOST	25/19	23/10
TOUCHDOWNS	27	23
Rushing	7	8
Passing	18	11
Returns	2	4

BY QUARTERS	1	2	3	4	OT	TOT
BUCCANEERS	34	106	42	88	0	270
OPPONENTS	89	47	44	55	0	235

SCORING	TD	R	P	RT	PAT	2-PT.	FG	S	PTS
Gramatica	0	0	0	0	25-25	0	27-32	0	106
Alstott	9	7	2	0	0-0	0	0-0	0	54
Moore	5	0	5	0	0-0	0	0-0	0	30
Green	3	0	3	0	0-0	0	0-0	0	18
Abraham	2	0	0	2	0-0	0	0-0	0	12
Dunn	2	0	2	0	0-0	0	0-0	0	12
BUCCANEERS27	7	18	2	25-25	0-2	27-32	1	270	
OPPONENTS	23	8	11	4	23-23	0-0	24-31	1	235

FIELD GOALS	1/19	20/29	30/39	40/49	50+	LONG
Gramatica	0-0	8-8	10-12	6-8	3-4	53
BUCCANEERS	0-0	8-8	10-12	6-8	3-4	53
OPPONENTS	0-0	8-9	9-10	6-10	1-2	50

RUSHING	NO.	YDS.	AVG.	LONG	TD
Alstott	242	949	3.9	30	7
Dunn	195	616	3.2	33	0
Dilfer	35	144	4.1	28	0
King	18	38	2.1	8	0
Abdullah	5	12	2.4	10	0
Green	3	8	2.7	15	0
Zeier	3	7	2.3	8	0
Anthony	1	2	2.0	2	0
Mayberry	0	0	0.0	0	0
BUCCANEERS	502	1,776	3.5	33	7
OPPONENTS	361	1,407	3.9	75t	8

PASSING	ATT.	CMP.	YDS.	CMP%	YDS/ATT	TD	TD%	INT	INT%	LONG	SK/LOST	RTG
Dilfer	244	146	1,619	59.8	6.64	11	4.5	11	4.5	62t	26/189	75.8
King	146	89	875	61.0	5.99	7	4.8	4	2.7	68	11/78	82.4
Zeier	55	32	270	58.2	4.91	0	0.0	1	1.8	38	5/36	63.4
Royals	2	1	17	50.0	8.50	0	0.0	0	0.0	0	0/0	79.2
BUCCANEERS447	268	168	2,781	60.0	6.22	18	4.0	16	3.6	68	42/303	76.5
OPPONENTS	573	302	3,164	52.7	5.52	11	1.9	21	3.7	61t	43/291	60.1

RECEIVING	NO.	YDS.	AVG.	LONG	TD
Dunn	64	589	9.2	68	2
Green	56	791	14.1	62t	3
Anthony	30	296	9.9	30	1
Alstott	27	239	8.9	24	2
Moore	23	276	12.0	35t	5
Emanuel	22	238	10.8	39	1
Williams	21	176	8.4	14	0
BUCCANEERS	268	2,781	10.4	68	18
OPPONENTS	302	3,164	10.5	61t	11

INTERCEPTIONS	NO.	YDS.	AVG.	LONG	TD
Abraham	7	115	16.4	55t	2
Brooks	4	61	15.3	38	0
Barber	2	60	30.0	43	0
Robinson	2	36	18.0	36	0
Lynch	2	32	16.0	28	0
Nickerson	2	18	9.0	18	0
Kelly	1	26	26.0	26	0
Singleton	1	7	7.0	7	0
BUCCANEERS	21	355	16.9	55t	2
OPPONENTS	16	144	9.0	37	1

TACKLES	SOLO	ASST.	TOTAL
Brooks	122	58	180
Nickerson	70	71	141
Lynch	68	60	128
Robinson	48	47	95
Barber	49	25	74
Abraham	38	36	74

SACKS		SPECIAL TEAM TACKLES	
Sapp	12.5	Quarles	31
Jones	7.0	D. Davis	21
Ahanotu	6.5	Gooch	19
Culpepper	6.0	Smith	18

BUCCANEERS 43.0

Opponents 42.0

PUNTING	NO.	YDS.	AVG.	NET	TB	IN20LG	BK
Royals	90	3,882	43.1	37.4	8	23	66
BUCCANEERS	90	3,882	43.1	37.4	8	23	66
OPPONENTS	101	4,150	41.1	35.4	11	27	61

PUNT RETURNS	RET.	FC	YDS.	AVG.	LONG	TD
Green	23	14	204	8.9	31	0
Williams	20	12	153	7.7	30	0

BUCCANEERS	43	26	357	8.3	31	0
OPPONENTS	49	13	360	7.3	31	0

KICKOFF RETURNS	NO.	YDS.	AVG.	LONG	TD
Anthony	21	434	20.7	39	0
Murphy	14	307	21.9	55	0
Green	10	185	18.5	29	0
Dunn	8	156	19.5	34	0
Alstott	1	19	19.0	19	0
Williams	1	15	15.0	15	0

BUCCANEERS	55	1,116	20.3	55	0
OPPONENTS	61	1,074	17.6	36	0

USUAL STARTING LINEUP

OFFENSE:	DEFENSE:
WR 81 Jacques Green	LE 72 Chidi Ahanotu
LT 74 Paul Gruber	NT 77 Brad Culpepper
LG 64 Jorge Diaz	DT 99 Warren Sapp
C 61 Tony Mayberry	RE 94 Steve White
RG 73 Frank Middleton	SLB 53 Shelton Quarles
RT 71 Jerry Wunsch	MLB 56 Hardy Nickerson
TE 83 Dave Moore	WLB 55 Derrick Brooks
WR 87 Bert Emanuel	LCB 21 Donnie Abraham
QB 10 Shaun King	RCB 20 Ronde Barber
FB 40 Mike Alstott	SS 47 John Lynch
RB 28 Warrick Dunn	FS 24 Damien Robinson

DATE	W/L	SCORE	OPPONENT	ATT.
9/3	W	21-16	at New England	60,292
9/10	W	41-0	CHICAGO	65,569
9/17	W	31-10	at Detroit	76,928
9/24	L	17-21	NEW YORK JETS	65,619
10/1	L	17-20 (ot)	at Washington	83,532
10/9	L	23-30	at Minnesota	64,162
10/19	L	14-28	DETROIT	65,557
10/29	W	41-13	MINNESOTA	65,589
11/5	W	27-14	at Atlanta	70,097
11/12	W	20-15	GREEN BAY	65,621
11/19	L	10-13	at Chicago	66,944
11/26	W	31-17	BUFFALO	65,546
12/3	W	27-7	DALLAS	65,621
12/10	W	16-13	at Miami	74,307
12/18	W	38-35	ST. LOUIS	65,653
12/24	L	14-17 (ot)	at Green Bay	59,692
PLAYOFFS				
12/31	L	3-21	at Philadelphia	65,813

	BUCS	OPP
TOTAL FIRST DOWNS	275	283
Rushing	111	84
Passing	144	180
Penalty	20	19
3rd Down: Made/Att.	66/198 (33.3%)	74/225 (32.9%)
4th Down: Made/Att.	5/12 (41.7%)	12/20 (60.0%)
POSSESSION AVG.	29:38	30:22
TOTAL NET YARDS	4,649	4,800
Avg. Per Game	290.6	300.0
Total Plays	961	1047
Avg. Per Play	4.8	4.6
NET YARDS RUSHING	2,066	1,648
Avg. Per Game	129.1	103.0
Total Rushes	490	398
NET YARDS PASSING	2,583	3,152
Avg. Per Game	161.4	197.0
Sacked/Yards Lost	38/241	55/332
Gross Yards	2,824	3,484
Att./Completions	433/237	594/339
Completion Pct.	54.7	57.1
Had Intercepted	13	25
PUNTS/AVERAGE	85/41.8	89/40.0
NET PUNTING AVERAGE	35.1	33.5
PENALTIES/YARDS	82/702	95/688
FUMBLES/FUMBLES LOST	16/11	26/16
TOUCHDOWNS	43	29
Rushing	18	12
Passing	18	15
Returns	7	2

BY QUARTERS	1	2	3	4	OT	TOT
BUCCANEERS	88	131	60	109	0	388
OPPONENTS	39	79	53	92	6	269

SCORING	TD	R	P	RT	PAT	2-PT.	FG	S	PTS
Gramatica	0	0	0	0	42-42	0	28-34	0	126
Dunn	9	8	1	0	0-0	0	0-0	0	54
Johnson	8	0	8	0	0-0	0	0-0	0	48
King	5	5	0	0	0-0	1	0-0	0	32
Alstott	5	5	0	0	0-0	0	0-0	0	30
Anthony	4	0	4	0	0-0	0	0-0	0	24
Moore	3	0	3	0	0-0	0	0-0	0	18
Barber	2	0	0	2	0-0	0	0-0	0	12

FIELD GOALS	1/19	20/29	30/39	40/49	50+	LONG
Gramatica	0-0	8-8	8-10	7-9	5-7	55
BUCCANEERS	0-0	8-8	8-10	7-9	5-7	55
OPPONENTS	1-1	6-6	8-12	6-9	1-4	52

PASSING	ATT.	CMP.	YDS.	CMP%	YDS/ATT	TD	TD%	INT	INT%	LONG	SK/LOST	RTG
King	428	233	2,769	54.4	6.47	18	4.2	13	3.0	75	37/240	75.8
Royals	1	1	36	100.0	36.00	0	0.0	0	0.0	36	0/0	118.8
Zaier	3	3	19	100.0	6.33	0	0.0	0	0.0	14	0/0	93.1
Alstott	1	0	0	0.0	0.00	0	0.0	0	0.0	0	0/0	39.6
Hamilton	0	0	0	-	-	0	-	0	-	0	1/1	-
BUCCANEERS	433	237	2,824	54.7	6.52	18	4.2	13	3.0	75	38/241	76.2
OPPONENTS	594	339	3,484	57.1	5.87	15	2.5	25	4.2	72t	55/332	65.0

RUSHING	NO.	YDS.	AVG.	LONG	TD
Dunn	248	1,133	4.6	70t	8
Alstott	131	465	3.5	20t	5
King	73	353	4.8	19	5
Abdullah	16	70	4.4	19	0
Stecker	12	31	2.6	14	0
BUCCANEERS	490	2,066	4.2	70t	18
OPPONENTS	398	1,648	4.1	50t	12

RECEIVING	NO.	YDS.	AVG.	LONG	TD
Johnson	71	874	12.3	38	8
Green	51	773	15.2	75	1
Dunn	44	422	9.6	45	1
Moore	29	288	9.9	28	3
Anthony	15	232	15.5	46t	4
Alstott	13	93	7.2	21	0
BUCCANEERS	337	2,824	11.9	75	18
OPPONENTS	239	3,484	10.3	72t	15

INTERCEPTIONS	NO.	YDS.	AVG.	LONG	TD
Abraham	7	82	11.7	23	0
Robinson	6	1	0.2	1	0
Duncan	4	55	13.8	31t	1
Lynch	3	43	14.3	36	0
Barber	2	46	23.0	37t	1
Brooks	1	34	34.0	34t	1
Kelly	1	9	9.0	9t	1
Quarles	1	5	5.0	5	0
BUCCANEERS	25	275	11.0	37t	4
OPPONENTS	13	155	11.9	60	1

TACKLES	SOLO	ASST.	TOTAL
Brooks	130	49	179
Lynch	66	44	110
Robinson	56	48	104
Barber	65	32	97
Duncan	59	38	97

BUCCANEERS	55.0
Opponents	38.0

PUNTING	NO.	YDS.	AVG.	NET	TB	IN20	LG	BK
Royals	85	3,551	41.8	35.1	8	17	63	0
BUCCANEERS	85	3,551	41.8	35.1	8	17	63	0
OPPONENTS	89	3,556	40.0	33.5	12	24	64	3

PUNT RETURNS	RET.	FC	YDS.	AVG.	LONG	TD
Williams	31	18	286	9.2	73t	1
Hastings	5	1	50	10.0	16	0
Green	2	0	1	0.5	1	0

BUCCANEERS	39	19	337	8.6	73t	1
OPPONENTS	41	24	408	10.0	66t	1

KICKOFF RETURNS	NO.	YDS.	AVG.	LONG	TD
Stecker	29	663	22.9	48	0
Williams	19	453	23.8	41	0
Anthony	3	88	29.3	45	0
Murphy	2	24	12.0	19	0
Abdullah	1	16	16.0	16	0

BUCCANEERS	55	1,255	22.8	48	0
OPPONENTS	74	1,688	22.8	70	0

USUAL STARTING LINEUP					
OFFENSE:			DEFENSE:		
WR	81	Jacquez Green	LE	72	Chidi Ahanotu
LT	69	Pete Pierson	NT	92	Anthony McFarland
LG	64	Randall McDaniel	DE	99	Warren Sapp
C	62	Jeff Christy	RT	78	Marcus Jones
RG	73	Frank Middleton	SLB	53	Shelton Quarles
RT	71	Jerry Wunsch	MLB	59	Jamie Duncan
TE	83	Dave Moore	WLB	55	Derrick Brooks
WR	19	Keyshawn Johnson	LCB	21	Donnie Abraham
QB	10	Shaun King	RCB	20	Ronde Barber
FB	40	Mike Alstott	SS	47	John Lynch
RB	28	Warrick Dunn	FS	24	Damien Robinson

2001

RECORD: 9-7 HEAD COACH: TONY DUNGY

DATE	W/L	SCORE	OPPONENT	ATT.
9/9	W	10-6	at Dallas	61,521
9/30	L	16-20	at Minnesota	64,105
10/7	W	14-10	GREEN BAY	65,510
10/14	L	28-31 (ot)	at Tennessee	68,798
10/21	L	10-17	PITTSBURGH	65,588
10/28	W	41-14	MINNESOTA	65,558
11/4	L	20-21	at Green Bay	59,861
11/11	W	20-17	at Detroit	74,268
11/18	L	24-27	CHICAGO	65,612
11/26	W	24-17	at St. Louis	66,198
12/2	W	16-13 (ot)	at Cincinnati	52,135
12/9	W	15-12	DETROIT	65,514
12/16	L	3-27	at Chicago	66,944
12/23	W	48-21	NEW ORLEANS	65,526
12/29	W	22-10	BALTIMORE	65,619
1/6	L	13-17	PHILADELPHIA	65,541
PLAYOFFS				
1/12	L	9-31	at Philadelphia	65,847

	BUCS	OPP
TOTAL FIRST DOWNS	298	262
Rushing	84	86
Passing	189	156
Penalty	25	20
3rd Down: Made/Att. (36.1%)	80/228 (35.1%)	78/216
4th Down: Made/Att.	11/17 (64.7%)	4/13 (30.8%)
POSSESSION AVG.	31:40	28:20
TOTAL NET YARDS	4,694	4,653
Avg. Per Game	293.4	290.8
Total Plays	1,046	950
Avg. Per Play	4.5	4.9
NET YARDS RUSHING	1,371	1,702
Avg. Per Game	85.7	106.4
Total Rushes	407	415
NET YARDS PASSING	3,323	2,951
Avg. Per Game	207.7	184.4
Sacked/Yards Lost	47/298	42/272
Gross Yards	3,621	3,223
Att./Completions	592/362	493/273
Completion Pct.	61.1	55.4
Had Intercepted	12	28
PUNTS/AVERAGE	83/40.7	78/41.5
NET PUNTING AVERAGE	34.2	34.3
PENALTIES/YARDS	77/672	91/742
FUMBLES/FUMBLES LOST	20/10	22/11
TOUCHDOWNS	34	29
Rushing	17	8
Passing	13	20
Returns	4	1

BY QUARTERS	1	2	3	4	OT	TOT
BUCCANEERS	39	130	50	102	3	324
OPPONENTS	33	63	86	95	3	280

SCORING	TD	R	P	RT	PAT	2-PT.	FG	S	PTS
Gramatica	0	0	0	0	28-28	0	23-29	0	97
Alstott	11	10	1	0	0-0	2	0-0	0	70
Dunn	6	3	3	0	0-0	0	0-0	0	36
Moore	4	0	4	0	0-0	0	0-0	0	24
B. Johnson	3	3	0	0	0-0	0	0-0	0	18
Brien	0	0	0	0	2-2	0	5-6	0	17
Stecker	2	1	1	0	0-0	0	0-0	0	12
Williams	2	0	1	1	0-0	0	0-0	0	12

BUCCANEERS	34	17	13	4	30-30	3-4	28-35	0	324
OPPONENTS	29	8	20	1	25-25	3-4	25-29	0	280

FIELD GOALS	1/19	20/29	30/39	40/49	50+ LONG
Gramatica	0-0	9-10	9-9	5-7	0-3 49

BUCCANEERS	0-0	11-12	10-10	7-10	0-3	49
OPPONENTS	0-0	7-7	6-7	11-13	1-2	50

PASSING	ATT.	CMP.	YDS.	CMP%	YDS/ATT	TD	TD%	INT	INT%	LONG	SK/LOST	RTG
B. Johnson	559	340	3,406	60.8	6.09	13	2.3	11	2.0	47	44/269	77.7
King	31	21	210	67.7	6.77	0	0.0	1	3.2	42	3/29	73.3
Gramatica	1	0	0	0.0	0.00	0	0.0	0	0.0	0	0/0	39.6
Royals	1	1	5	100.0	5.00	0	0.0	0	0.0	5	0/0	87.5
BUCCANEERS	592	362	3,621	61.1	6.12	13	2.2	12	2.0	47	47/298	77.4
OPPONENTS	493	273	3,223	55.4	6.54	20	4.1	28	5.7	67t	42/272	65.3

RUSHING	NO.	YDS.	AVG.	LONG	TD
Alstott	165	680	4.1	39t	10
Dunn	158	447	2.8	21t	3
B. Johnson	39	120	3.1	21	3
Stecker	24	72	3.0	17	1
Abdullah	11	40	3.6	12	0
BUCCANEERS	407	1,371	3.4	39t	17
OPPONENTS	415	1,702	4.1	63t	8

RECEIVING	NO.	YDS.	AVG.	LONG	TD
K. Johnson	106	1,266	11.9	47	1
Dunn	68	557	8.2	31	3
Green	36	402	11.2	35	1
Moore	35	285	8.1	29	4
Alstott	35	231	6.6	19t	1
Williams	24	314	13.1	42	1
BUCCANEERS	362	3,621	10.0	47	13
OPPONENTS	273	3,223	11.8	67t	20

INTERCEPTIONS	NO.	YDS.	AVG.	LONG	TD
Barber	10	86	8.6	36t	1
Abraham	6	98	16.3	46	0
Jackson	4	42	10.5	29	0
Brooks	3	65	21.7	53	0
Lynch	3	21	7.0	15	0
Quarles	1	98	98.0	98t	1
Duncan	1	9	9.0	9	0
BUCCANEERS	28	419	15.0	98t	2
OPPONENTS	12	74	6.2	25	0

TACKLES	SOLO	ASST.	TOTAL
Brooks	110	55	165
Duncan	79	51	130
Lynch	70	35	105
Barber	64	27	91
Jackson	52	26	78

SACKS	SPECIAL TEAM TACKLES		
Rice	11.0	Smith	22
Sapp	6.0	Abdullah	21
White	5.0	Gooch	16
McFarland	3.5	Howell	12
Jones	3.0	Yoder	12

BUCCANEERS	42.0
Opponents	47.0

PUNTING	NO.	YDS.	AVG.	NET	TB	IN20	LG	BK
Royals	83	3,382	40.7	34.2	8	26	61	0
BUCCANEERS	83	3,382	40.7	34.2	8	26	61	0
OPPONENTS	78	3,234	41.5	34.3	8	19	58	2

PUNT RETURNS	RET.	FC	YDS.	AVG.	LONG	TD
Williams	35	13	366	105.5	84t	1
Anthony	3	1	12	4.0	7	0
Jackson	0	0	18	-	18	0
BUCCANEERS	38	14	396	10.4	84t	1
OPPONENTS	44	12	380	8.6	55t	1

KICKOFF RETURNS	NO.	YDS.	AVG.	LONG	TD
Murphy	20	445	22.3	39	0
Smith	16	355	22.2	45	0
Stecker	9	259	28.8	86	0
Abdullah	5	92	18.4	29	0
BUCCANEERS	54	1,208	22.4	86	0
OPPONENTS	63	1,321	21.0	77	0

USUAL STARTING LINEUP				OFFENSE:				DEFENSE:			
WR	81	Jacquez Green	LE	78	Marcus Jones						
LT	67	Kenyatta Walker	NT	92	Anthony McFarland						
LG	64	Randall McDaniel	DE	99	Warren Sapp						
C	62	Jeff Christy	RE	97	Simeon Rice						
RG	60	Cosey Coleman	SLB	53	Shelton Quarles						
RT	71	Jerry Wunsch	MLB	59	Jamie Duncan						
TE	83	Dave Moore	WLB	55	Derrick Brooks						
WR	19	Keyshawn Johnson	LCB	25	Brian Kelly						
QB	14	Brad Johnson	RCB	20	Ronde Barber						
FB	40	Mike Alstott	SS	47	John Lynch						
RB	28	Warrick Dunn	FS	34	Dexter Jackson						

DATE	W/L	SCORE	OPPONENT	ATT.
9/8	L	20-26 (ot)	NEW ORLEANS	65,554
9/15	W	25-0	at Baltimore	69,304
9/23	W	26-14	ST. LOUIS	65,652
9/29	W	35-7	at Cincinnati	57,234
10/6	W	20-6	at Atlanta	68,936
10/13	W	17-3	CLEVELAND	65,625
10/20	L	10-20	at Philadelphia	65,523
10/27	W	12-9	at Carolina	72,892
11/3	W	38-24	MINNESOTA	65,667
11/17	W	23-10	CAROLINA	65,527
11/24	W	21-7	GREEN BAY	65,672
12/1	L	20-23	at New Orleans	68,226
12/8	W	34-10	ATLANTA	65,648
12/15	W	23-20	at Detroit	61,942
12/23	L	7-17	PITTSBURGH	65,684
12/29	W	15-0	at Chicago	55,832

PLAYOFFS

1/12	W	31-6	SAN FRANCISCO	65,559
1/19	W	27-10	at Philadelphia	66,713

SUPER BOWL XXXVII

1/26	W	48-21	vs. Oakland (San Diego)	67,603
------	---	-------	-------------------------	--------

	BUCS	OPP
TOTAL FIRST DOWNS	287	236
Rushing	90	79
Passing	172	131
Penalty	25	26
3rd Down: Made/Att. (33.6%)	79/222 (35.6%)	75/223

4th Down: Made/Att.	6/9 (66.7%)	8/13 (61.5%)
---------------------	-------------	--------------

POSSESSION AVG.	31:43	28:17
TOTAL NET YARDS	5,002	4,044
Avg. Per Game	312.6	252.8
Total Plays	1,022	963
Avg. Per Play	4.9	4.2

NET YARDS RUSHING	1,557	1,554
Avg. Per Game	97.3	97.1
Total Rushes	414	410

NET YARDS PASSING	3,445	2,490
Avg. Per Game	215.3	155.6
Sacked/Yards Lost	41/220	43/295
Gross Yards	3,665	2,785
Att./Completions	567/348	510/259
Completion Pct.	61.4	50.8
Had Intercepted	10	31

PUNTS/AVERAGE	91/42.6	99/44.4
NET PUNTING AVERAGE	35.2	37.3
PENALTIES/YARDS	103/789	93/749
FUMBLES/FUMBLES LOST	24/11	21/7
TOUCHDOWNS	35	21
Rushing	6	8
Passing	23	10
Returns	6	3

BY QUARTERS	1	2	3	4	OT	TOT
-------------	---	---	---	---	----	-----

BUCCANEERS	49	110	63	124	0	346
OPPONENTS	57	49	43	41	6	196

SCORING	TD	R	P	RT	PAT	2-PT.	FG	S	PTS
Gramatica	0	0	0	0	32-32	0	32-39	0	128
Alostott	7	5	2	0	0-0	0	0-0	0	42
McCardell	6	0	6	0	0-0	0	0-0	0	36
K. Johnson	5	0	5	0	0-0	2	0-0	0	34
Brooks	4	0	0	4	0-0	0	0-0	0	24
Jurevicius	4	0	4	0	0-0	0	0-0	0	24
Dudley	3	0	3	0	0-0	0	0-0	0	18
Dilger	2	0	2	0	0-0	0	0-0	0	12
Williams	2	0	1	1	0-0	0	0-0	0	12

BUCCANEERS	35	6	23	6	32-32	2-3	32-39	2	346
OPPONENTS	21	8	10	3	19-19	0-1	17-23	0	196

FIELD GOALS	1/19	20/29	30/39	40/49	50+	LONG
Gramatica	0-0	7-8	14-15	6-10	5-6	52

BUCCANEERS	0-0	7-8	14-15	6-10	5-6	52
OPPONENTS	0-0	5-5	7-7	4-8	1-3	50

RUSHING	NO.	YDS.	AVG.	LONG	TD
Pittman	204	718	3.5	21	1
Alostott	146	548	3.8	32	5
Stecker	28	174	6.2	59	0

PASSING	ATT.	CMP.	YDS.	CMP%	YDS/ATT	TD	TD%	INT	INT%	LONG	SK/LOST	RTG
B. Johnson	451	281	3,049	62.3	6.76	22	4.9	6	1.3	76t	21/121	92.9
R. Johnson	88	57	536	64.8	6.09	1	1.1	2	2.3	23	19/94	75.8
King	27	10	80	37.0	2.96	0	0.0	1	3.7	20	1/5	30.0
Tupa	1	0	0	0.0	0.00	0	0.0	1	100.0	0	0/0	0.0
BUCCANEERS	567	348	3,665	61.4	6.46	23	4.1	10	1.8	76t	41/220	86.3
OPPONENTS	510	259	2,785	50.8	5.46	10	2.0	31	6.1	52	43/295	48.4

R. Johnson	14	73	5.2	21	0
B. Johnson	13	30	2.3	6	0

BUCCANEERS	414	1,557	3.8	59	6
OPPONENTS	410	1,554	3.8	85t	8

RECEIVING	NO.	YDS.	AVG.	LONG	TD
K. Johnson	76	1,088	14.3	76t	5
McCardell	61	670	11.0	65t	6
Pittman	59	477	8.1	64	0
Jurevicius	37	423	11.4	26	4
Alostott	35	242	6.9	44t	2
Dilger	34	329	9.7	40	2
Dudley	16	192	12.0	35t	3

BUCCANEERS	348	3,665	10.5	76t	23
OPPONENTS	259	2,785	10.8	52	10

INTERCEPTIONS	NO.	YDS.	AVG.	LONG	TD
Kelly	8	68	8.5	31	0
Brooks	5	218	43.6	97t	3
D. Smith	4	39	9.8	35	0
Jackson	3	101	33.7	58	0
Lynch	3	0	0.0	0	0
Quarles	2	29	14.5	25t	1
Barber	2	9	4.5	9	0
Sapp	2	0	0.0	0	0
Rice	1	30	30.0	30	0
Singleton	1	0	0.0	0	0
BUCCANEERS	31	494	15.9	97t	4
OPPONENTS	10	143	14.3	51t	3

TACKLES	SOLO	ASST.	TOTAL
Brooks	117	53	170
Quarles	84	75	159
Lynch	50	46	96
Barber	71	24	95
Singleton	54	35	89

SACKS		SPECIAL TEAM TACKLES	
Rice	15.5	Ivy	23
Sapp	7.5	D. Smith	20
Wyms	5.5	Stecker	19
Spires	3.5	Webster	16
Barber	3.0	Yoder	15

BUCCANEERS	43.0
OPPONENTS	41.0

PUNTING	NO.	YDS.	AVG.	NET	TB	IN20LG	BK
Tupa	90	3,856	42.8	35.4	12	30	71
Gramatica	1	23	23.0	23.0	0	1	23
BUCCANEERS	91	3,879	42.6	35.2	12	31	71
OPPONENTS	99	4,400	44.4	37.3	14	29	75

PUNT RETURNS	RET.	FC	YDS.	AVG.	LONG	TD
Williams	43	20	410	9.5	56t	1
Jackson	1	0	20	20.0	21	0
BUCCANEERS	44	20	430	9.8	56t	1
OPPONENTS	42	5	433	10.3	56	0

KICKOFF RETURNS	NO.	YDS.	AVG.	LONG	TD
Stecker	37	934	25.2	67	0
D. Smith	4	93	23.3	25	0
Williams	3	49	16.3	23	0
Yoder	1	9	9.0	9	0

BUCCANEERS	45	1,085	24.1	67	0
OPPONENTS	72	1,567	21.8	91	0

USUAL STARTING LINEUP	DEFENSE:
WR 87 Keenan McCardell	LE 94 Greg Spikes
LT 72 Roman Oben	NT 92 Anthony McFarland
LG 71 Kerry Jenkins	DT 99 Warren Sapp
C 62 Jeff Christy	RE 97 Simeon Rice
RG 60 Cosey Coleman	SLB 51 A. Singleton
RT 67 Kenyatta Walker	MLB 53 Shelton Quarles
TE 85 Ken Dilger	WLB 55 Derrick Brooks
WR 19 Keyshawn Johnson	LCB 25 Brian Kelly
QB 14 Brad Johnson	RCB 20 Ronde Barber
FB 40 Mike Alostott	SS 47 John Lynch
RB 32 Michael Pittman	FS 34 Dexter Jackson

2003

RECORD: 7-9

HEAD COACH: JON GRUDEN

DATE	W/L	SCORE	OPPONENT	ATT.
9/8	W	17-0	at Philadelphia	67,772
9/14	L	9-12 (ot)	CAROLINA	65,621
9/21	W	31-10	at Atlanta	70,871
10/6	L	35-38 (ot)	INDIANAPOLIS	65,647
10/12	W	35-13	at Washington	85,490
10/19	L	7-24	at San Francisco	67,809
10/26	W	16-0	DALLAS	65,602
11/2	L	14-17	NEW ORLEANS	65,524
11/9	L	24-27	at Carolina	73,345
11/16	L	13-20	GREEN BAY	65,614
11/24	W	19-13	N.Y. GIANTS	65,648
11/30	L	10-17	at Jacksonville	60,543
12/7	W	14-7	at New Orleans	68,442
12/14	W	16-3	HOUSTON	65,124
12/20	L	28-30	ATLANTA	65,572
12/28	L	13-33	at Tennessee	68,809

	BUCS	OPP
TOTAL FIRST DOWNS	307	249
Rushing	86	89
Passing	190	140
Penalty	31	20
3rd Down: Made/Att.	78/220 (35.5%)	68/214 (31.8%)
4th Down: Made/Att.	8/15 (53.3%)	7/18 (38.9%)
POSSESSION AVG.	31:36	28:24
TOTAL NET YARDS	5,453	4,466
Avg. Per Game	340.8	279.1
Total Plays	1,036	962
Avg. Per Play	5.3	4.6
NET YARDS RUSHING	1,648	1,756
Avg. Per Game	103.0	109.8
Total Rushes	421	451
NET YARDS PASSING	3,805	2,710
Avg. Per Game	237.8	169.4
Sacked/Yards Lost	23/136	36/234
Gross Yards	3,941	2,944
Att./Completions	592/369	475/274
Completion Pct.	62.3	57.7
Had Intercepted	22	20
PUNTS/AVERAGE	83/43.3	82/43.4
NET PUNTING AVERAGE	35.9	38.0
PENALTIES/YARDS	117/1104	104/817
FUMBLES/FUMBLES LOST	23/9	29/13
TOUCHDOWNS	36	27
Rushing	5	6
Passing	27	16
Returns	4	5

BY QUARTERS	1	2	3	4	OT	TOT
BUCANEERS	34	105	60	102	0	301
OPPONENTS	50	83	56	69	6	264

SCORING	TD	R	P	RT	33-34	0	16-26	FG	S	PTS
Gramatica	0	0	0	0	33-34	0	16-26	0	0	81
McCardell	9	0	8	1	0-0	0	0-0	0	0	54
K. Johnson	3	0	3	0	0-0	0	0-0	0	0	18
Jones	3	3	0	0	0-0	0	0-0	0	0	18
Alstott	2	2	0	0	0-0	0	0-0	0	0	12
Jurevicius	2	0	2	0	0-0	0	0-0	0	0	12
Lee	2	0	2	0	0-0	0	0-0	0	0	12
Pittman	2	0	2	0	0-0	0	0-0	0	0	12
Sapp	2	0	2	0	0-0	0	0-0	0	0	12
Yoder	2	0	2	0	0-0	0	0-0	0	0	12
BUCANEERS36	5	27	4	33-34	1-2	16-26	1	301		
OPPONENTS	27	6	16	5	27-27	0-0	25-34	0	264	

FIELD GOALS	1/19	20/29	30/39	40/49	50+ LONG	
Gramatica	0-0	9-9	3-6	3-8	1-3	50
BUCANEERS	0-0	9-9	3-6	3-8	1-3	50
OPPONENTS	0-0	8-8	11-14	5-10	1-2	51

RUSHING	NO.	YDS.	AVG.	LONG	TD
Pittman	187	751	4.0	17	0
Jones	137	627	4.6	61	3
Stecker	37	125	3.4	15	0
Alstott	27	77	2.9	29	2
B. Johnson	25	33	1.3	13	0

BUCANEERS	421	1,648	3.9	61	5
OPPONENTS	451	1,756	3.9	47	6

RECEIVING	NO.	YDS.	AVG.	LONG	TD
McCardell	84	1,174	14.0	76t	8
Pittman	75	597	8.0	68t	2
K. Johnson	45	600	13.3	39t	3
Lee	33	432	13.1	72	2
Jones	24	180	7.5	29	0
Dilger	22	244	11.1	48	1
Cook	20	120	6.0	19	1
Jurevicius	12	118	9.8	22	2

BUCANEERS	369	3,941	10.7	76t	27
OPPONENTS	274	2,944	10.7	75t	16

INTERCEPTIONS	NO.	YDS.	AVG.	LONG	TD
D. Smith	5	3	0.6	3	0
Brooks	2	56	28.0	44t	1
Barber	2	53	26.5	29t	1
Wansley	2	38	19.0	23t	1
Lynch	2	18	9.0	18	0
Rice	2	12	6.0	12	0

BUCANEERS	20	229	11.5	44t	3
OPPONENTS	22	394	17.9	73t	4

TACKLES	SOLO	ASST.	TOTAL
Brooks	98	53	151
Barber	86	25	111
Quarles	68	42	110
Lynch	60	35	95
D. Smith	65	20	85

SACKS	SPECIAL TEAM TACKLES			
Rice	15.0	Ivy		16
Sapp	5.0	Stecker		13
Spires	3.5	Rudd		12
McFarland	2.5	Phillips		12
Wyms	2.0	Wansley		11
Darby	2.0	D. Smith		11

BUCANEERS	36.0			
OPPONENTS	23.0			

PUNTING	NO.	YDS.	AVG.	NET	TB	IN20	LG	BK
Tupa	83	3,590	43.3	35.9	6	26	60	0

BUCANEERS	83	3,590	43.3	35.9	6	26	60	0
OPPONENTS	82	3,559	43.4	38.0	10	22	58	1

PUNT RETURNS	RET.	FC	YDS.	AVG.	LONG	TD
Williams	15	10	110	7.3	19	0
Barlow	12	6	58	4.8	17	0
Wansley	8	2	74	9.3	12	0

BUCANEERS	35	18	242	6.9	19	0
OPPONENTS	39	12	489	12.5	52	0

KICKOFF RETURNS	NO.	YDS.	AVG.	LONG	TD
Stecker	25	520	20.8	44	0
Jones	17	271	15.9	25	0
Barlow	10	221	22.1	32	0

BUCANEERS	55	1,042	18.9	44	0
OPPONENTS	59	1,393	23.6	90	0

USUAL STARTING LINEUP				DEFENSE:			
WR	87	Keenan McCardell	LE	94	Greg Spires		
LT	72	Roman Oben	NT	92	Anthony McFarland		
LG	71	Kerry Jenkins	DT	99	Warren Sapp		
C	76	John Wade	RE	97	Simeon Rice		
RG	60	Cosey Coleman	SLB	56	Ryan Nece		
RT	67	Kenyatta Walker	MLB	53	Shelton Quarles		
TE	85	Ken Dilger	WLB	55	Derrick Brooks		
WR	19	Keyshawn Johnson	LCB	20	Ronde Barber		
QB	14	Brad Johnson	RCB	31	Tim Wansley		
FB	43	Jameel Cook	SS	47	John Lynch		
RB	32	Michael Pittman	FS	26	Dwight Smith		

PASSING	ATT.	CMP.	YDS.	CMP%	YDS/ATT	TD	TD%	INT	INT%	LONG	SK/LOST	RTG
B. Johnson	570	354	3,811	62.1	6.69	26	4.6	21	3.7	76t	20/111	81.5
S. King	22	15	130	68.2	5.91	1	4.5	1	4.5	20	3/25	79.7
BUCANEERS592	369	3,941	62.3	6.66	27	4.6	22	3.7	76t	23/136	81.5	
OPPONENTS	475	274	2,944	57.7	6.20	16	3.4	20	4.2	75t	36/234	69.7

DATE	W/L	SCORE	OPPONENT	ATT.
9/12	L	10-16	at Washington	90,098
9/19	L	6-10	SEATTLE	65,089
9/26	L	20-30	at Oakland	60,874
10/3	L	13-16	DENVER	65,341
10/10	W	20-17	at New Orleans	64,900
10/18	L	21-28	at St. Louis	66,040
10/24	W	19-7	CHICAGO	65,550
11/7	W	34-31	KANSAS CITY	65,495
11/14	L	14-24	at Atlanta	70,810
11/21	W	35-3	SAN FRANCISCO	65,234
11/28	L	14-21	at Carolina	73,124
12/5	W	27-0	ATLANTA	65,556
12/12	L	24-31	at San Diego	65,858
12/19	L	17-21	NEW ORLEANS	65,075
12/26	L	20-37	CAROLINA	65,380
1/2	L	7-12	at Arizona	31,650

	BUCS	OPP
TOTAL FIRST DOWNS	271	258
Rushing	74	101
Passing	175	131
Penalty	22	26
3rd Down: Made/Att.	75/199 (37.7%)	77/218 (35.3%)
4th Down: Made/Att.	4/6 (66.7%)	3/8 (37.5%)
POSSESSION AVG.	29:43	30:17
TOTAL NET YARDS	4,963	4,552
Avg. Per Game	310.2	284.5
Total Plays	949	961
Avg. Per Play	5.2	4.7
NET YARDS RUSHING	1,489	1,973
Avg. Per Game	93.1	123.3
Total Rushes	393	480
NET YARDS PASSING	3,474	2,579
Avg. Per Game	217.1	161.2
Sacked/Yards Lost	44/299	45/264
Gross Yards	3,773	2,843
Att./Completions	512/340	436/247
Completion Pct.	66.4	56.7
Had Intercepted	18	16
PUNTS/AVERAGE	83/41.8	87/44.4
NET PUNTING AVERAGE	36.8	40.2
PENALTIES/YARDS	117/916	112/897
FUMBLES/FUMBLES LOST	32/18	21/11
TOUCHDOWNS	37	35
Rushing	9	8
Passing	24	21
Returns	4	6

BY QUARTERS	1	2	3	4	OT	TOT
BUCCANEERS	48	101	83	69	0	301
OPPONENTS	68	91	69	76	0	304

SCORING	TD	R	P	RT	PAT	2-PT.	FG	S	PTS
Pittman	10	7	3	0	0-0	0	0-0	0	60
Gramatica	0	0	0	0	21-22	0	11-19	0	54
Clayton	7	0	7	0	0-0	0	0-0	0	42
Galloway	6	0	5	1	0-0	0	0-0	0	36
Taylor	0	0	0	0	11-11	0	4-5	0	23
Dilger	3	0	3	0	0-0	1	0-0	0	20
Alstott	2	2	0	0	0-0	0	0-0	0	12
Barber	2	0	0	2	0-0	0	0-0	0	12
Jurevicius	2	0	2	0	0-0	0	0-0	0	12
BUCCANEERS	37	9	24	4	32-33	1-4	15-24	0	301
OPPONENTS	35	8	21	6	34-35	0-0	20-31	0	304

FIELD GOALS	1-19	20-29	30-39	40-49	50+	LG
Gramatica	0-0	6-7	3-6	1-5	1-1	53
Taylor	0-0	0-0	2-3	1-1	1-1	50
BUCCANEERS	0-0	6-7	5-9	2-6	2-2	53
OPPONENTS	0-0	4-4	5-8	6-8	1-5	50

PASSING	ATT.	CMP.	YDS.	CMP%	YDS/ATT	TD	TD%	INT	INT%	LONG	SK/LOST	RTG
Griese	336	233	2,632	69.3	7.83	20	6.0	12	3.6	68	26/169	97.5
B. Johnson	103	65	674	63.1	6.54	3	2.9	3	2.9	54	8/55	79.5
Simms	73	42	467	57.5	6.40	1	1.4	3	4.1	75t	10/75	64.1
BUCCANEERS	512	340	3,773	66.4	7.37	24	4.7	18	3.5	75t	44/299	89.1
OPPONENTS	436	247	2,843	56.7	6.52	21	4.8	16	3.7	79t	45/264	77.2

RUSHING	NO.	YDS.	AVG.	LONG	TD
Pittman	219	926	4.2	78t	7
Alstott	67	230	3.4	32	2
Garner	30	111	3.7	25	0
Graham	13	73	5.6	13	0
Clayton	5	30	6.0	15	0
Smart	2	26	13.0	25	0

BUCCANEERS	393	1,489	3.8	78t	9
OPPONENTS	480	1,973	4.1	64t	8

RECEIVING	NO.	YDS.	AVG.	LONG	TD
Clayton	80	1,193	14.9	75t	7
Pittman	41	391	9.5	68	3
Dilger	39	345	8.8	45t	3
Galloway	33	416	12.6	36t	5
Alstott	29	202	7.0	20	0
Jurevicius	27	333	12.3	42t	2
Brown	24	200	8.3	21	1

BUCCANEERS	340	3,773	11.1	75t	24
OPPONENTS	247	2,843	11.5	79t	21

INTERCEPTIONS	NO.	YDS.	AVG.	LONG	TD
Kelly	4	101	25.3	75	0
Barber	3	23	7.7	23	0
D. Smith	3	13	4.3	13	0
Cox	1	55	55.0	55t	1
Gold	1	31	31.0	31	0
Brooks	1	3	3.0	3	0

BUCCANEERS	16	239	14.9	75	1
OPPONENTS	18	328	18.2	46t	4

TACKLES	SOLO	ASST.	TOTAL
Brooks	133	39	172
Quarles	91	72	163
Gold	70	50	120
Barber	84	27	111
D. Smith	83	21	104

SACKS	SPECIAL TEAM TACKLES
Rice	12.0 Burns 23
Spires	8.0 Howell 19
White	6.0 Ivy 17
Ahanotu	3.5 Nece 16
Quarles	3.5 Gooch 15
Barber	3.0 Cooper 11
Brooks	3.0 Allen 8
McFarland	3.0 Barber 6

BUCCANEERS	45.0
OPPONENTS	44.0

PUNTING	NO.	YDS.	AVG.	NET	TB	IN20	LG	BK
Bidwell	82	3,472	42.3	36.8	7	23	60	1
BUCCANEERS	83	3,472	41.8	36.8	7	23	60	1
OPPONENTS	87	3,867	44.4	40.2	8	34	81	0

PUNT RETURNS	RET.	FC	YDS.	AVG.	LONG	TD
Galloway	20	8	142	7.1	59t	1
Brown	6	12	48	8.0	14	0

BUCCANEERS	33	22	213	6.5	59t	1
OPPONENTS	31	24	279	9.0	53	0

KICKOFF RETURNS	NO.	YDS.	AVG.	LONG	TD
Cox	33	866	26.2	59	0
Murphy	8	208	26.0	54	0
Smart	8	167	20.9	27	0

BUCCANEERS	60	1,450	24.2	59	0
OPPONENTS	58	1,315	22.7	98t	1

USUAL STARTING LINEUP	OFFENSE:	DEFENSE:
WR 80	Michael Clayton	LE 94 Greg Spires
LT 70	Derrick Deese	NT 91 Chartric Darby
LG 78	Matt Stinchcomb	DT 92 Anthony McFarland
C 76	John Wade/79 Sean Mahan	RE 97 Simeon Rice
RG 60	Cosey Coleman	SLB 52 Ian Gold
RT 67	Kenyatta Walker	MLB 53 Shelton Quarles
TE 85	Ken Dilger	WLB 55 Derrick Brooks
WR 84	Joey Galloway	LCB 20 Ronde Barber
QB 8	Brian Griese	RCB 25 Brian Kelly
FB 40	Mike Alstott	SS 26 Dwight Smith
RB 32	Michael Pittman	FS 23 Jermaine Phillips

2005

RECORD: 11-5

HEAD COACH: JON GRUDEN

DATE	W/L	SCORE	OPPONENT	ATT.
9/11	W	24-13	at Minnesota	63,939
9/18	W	19-3	BUFFALO	64,777
9/25	W	17-16	at Green Bay	70,518
10/2	W	17-13	DETROIT	64,994
10/9	L	12-14	at N.Y. Jets	77,852
10/16	W	27-13	MIAMI	65,168
10/30	L	10-15	at San Francisco	63,358
11/6	L	14-34	CAROLINA	65,014
11/13	W	36-35	WASHINGTON	65,421
11/20	W	30-27	at Atlanta	70,794
11/27	L	10-13	CHICAGO	65,506
12/4	W	10-3	at New Orleans	34,411
12/11	W	20-10	at Carolina	73,467
12/17	L	0-28	at New England	68,756
12/24	W	27-24 (ot)	ATLANTA	65,482
1/1	W	27-13	NEW ORLEANS	65,379

PLAYOFFS

1/7	L	10-17	WASHINGTON	65,514
-----	---	-------	------------	--------

	BUCS	OPP
TOTAL FIRST DOWNS	268	254
Rushing	83	75
Passing	161	148
Penalty	24	31
3rd Down: Made/Att.	87/221 (39.4%)	75/214 (35.0%)
4th Down: Made/Att.	4/7 (57.1%)	7/18 (38.9%)
POSSESSION AVG.	30:45	29:15
TOTAL NET YARDS	4,716	4,444
Avg. Per Game	234.8	277.8
Total Plays	985	950
Avg. Per Play	4.8	4.7
NET YARDS RUSHING	1,826	1,515
Avg. Per Game	114.1	94.7
Total Rushes	457	438
NET YARDS PASSING	2,890	2,929
Avg. Per Game	180.6	183.1
Sacked/Yards Lost	41/281	36/229
Gross Yards	3,171	3,158
Att./Completions	487/303	476/275
Completion Pct.	62.2	57.8
Had Intercepted	14	17
PUNTS/AVERAGE	90/45.6	80/43.9
NET PUNTING AVERAGE	37.5	36.7
PENALTIES/YARDS	131/1085	108/830
FUMBLES/FUMBLES LOST	16/9	25/13
TOUCHDOWNS	33	28
Rushing	13	10
Passing	17	15
Returns	3	3

BY QUARTERS	1	2	3	4	OT	TOT
BUCCANEERS	64	103	48	82	3	300
OPPONENTS	50	100	57	67	0	274

SCORING	TD	R	P	RT	PAT	2-PT.	FG	S	PTS
M. Bryant	0	0	0	0	31-31	0	21-25	0	94
Galloway	10	0	10	0	0-0	0	0-0	0	60
Alstott	7	6	1	0	0-0	1	0-0	0	44
Williams	6	6	0	0	0-0	0	0-0	0	36
Pittman	2	1	1	0	0-0	0	0-0	0	12
Smith	2	0	2	0	0-0	0	0-0	0	12

BUCCANEERS	33	13	17	3	32-32	1-1	22-27	1	300
OPPONENTS	28	10	15	3	26-27	1-1	26-33	0	274

FIELD GOALS	1-19	20-29	30-39	40-49	50+	LG
Bryant	0-0	2-4	8-8	10-11	1-2	50
France	0-0	1-1	0-0	0-1	0-0	28
BUCCANEERS	0-0	3-5	8-8	10-12	1-2	50
OPPONENTS	0-0	9-10	7-8	8-12	2-3	53

RUSHING	NO	YDS	AVG	LG	TD
Williams	290	1,178	4.1	71t	6
Pittman	70	436	6.2	64	1
Graham	25	83	3.0	16	0
Alstott	34	80	2.4	9	6
Simms	19	31	1.6	10	0
Griese	13	12	0.9	7	0
Galloway	2	4	2.0	4	0
Clayton	1	2	2.0	2	0
BUCCANEERS	457	1,826	4.0	71t	13
OPPONENTS	438	1,515	3.5	31	10

PASSING	ATT.	CMP.	YDS.	CMP%	YDS/ATT	TD	TD%	INT	INT%	LONG	SK/LOST	RTG
Simms	313	191	2,035	61.0	6.50	10	3.2	7	2.2	78t	29/205	81.4
Griese	174	112	1,136	64.4	6.53	7	4.0	7	4.0	80t	12/76	79.6
BUCCANEERS	487	303	3,171	62.2	6.51	17	3.5	14	2.9	80t	41/281	80.7
OPPONENTS	476	275	3,158	57.8	6.63	15	3.2	17	3.6	62	36/229	73.5

RECEIVING	NO	YDS	AVG	LG	TD
Galloway	83	1,287	15.5	80t	10
Smith	41	367	9.0	24	2
Pittman	36	300	8.3	41t	1
Hilliard	35	282	8.1	22	1
Clayton	32	372	11.6	41	0
Alstott	25	222	8.9	24	1
Williams	20	81	4.1	15	0
Becht	16	112	7.0	17	0
Cook	7	43	6.1	11	1
Shepherd	6	103	17.2	46	1
Moore	1	5	5.0	5	0
Simms	1	-3	-3.0	-3	0

BUCCANEERS	303	3,171	10.5	80t	17
OPPONENTS	275	3,158	11.5	62	15

INTERCEPTIONS	NO	YDS	AVG	LG	TD
Barber	5	105	21.0	42	0
Kelly	4	19	4.8	14	0
Allen	3	26	8.7	26	0
Bolden	2	46	23.0	28	0
Jackson	1	21	21.0	21	0
Rice	1	6	6.0	6	0
Brooks	1	0	0.0	0	0

BUCCANEERS	17	223	13.1	42	0
OPPONENTS	14	480	34.3	88t	2

TACKLES	SOLO	ASST.	TOTAL
Quarles	114	57	196
Brooks	110	64	174
Barber	98	22	120
Nece	48	56	104
Phillips	60	25	85

SACKS		SPECIAL TEAM TACKLES	
Rice	14.0	Pearson	25
Spires	4.0	Cook	23
Brooks	3.0	Cox	19
White	3.0	Ruud	18
Barber	2.0	Graham	18
McFarland	2.0	Cooper	16
Nece	2.0	Nece	15
Wyms	2.0	Allen	14

BUCCANEERS	36.0
OPPONENTS	41.0

PUNTING	NO	YDS	AVG	NET	TB	IN20LG	BK
Bidwell	90	4,101	45.6	37.5	13	24	61

BUCCANEERS	90	4,101	45.6	37.5	13	24	61
OPPONENTS	80	3,509	43.9	36.7	4	18	62

PUNT RETURNS	RET	FC	YDS	AVG	LONG	TD
Jones	51	18	492	9.6	31	0

BUCCANEERS	51	18	492	9.6	31	0
OPPONENTS	49	16	466	9.5	44	0

KICKOFF RETURNS	RET	YDS	AVG	LONG	TD
Cox	24	464	19.3	30	0
Shepherd	20	414	20.7	30	0
Jones	5	95	19.0	24	0
Graham	4	74	18.5	22	0
Pittman	3	85	28.3	37	0
Smith	1	12	12.0	12	0
Alstott	1	2	2.0	2	0
Bradley	1	2	2.0	2	0

BUCCANEERS	59	1,148	19.5	37	0
OPPONENTS	63	1,368	21.7	94t	1

USUAL STARTING LINEUP	
OFFENSE:	DEFENSE:
WR 80 Michael Clayton	LE 94 Greg Spires
LT 69 Anthony Davis	NT 95 Chris Hovan
LG 72 Dan Breening	DT 92 Anthony McFarland
C 76 John Wade	RE 97 Simeon Rice
RG 79 Sean Mahan	SLB 56 Ryan Nece
RT 67 Kenya Walker	MLB 53 Shelton Quarles
TE 88 Anthony Becht	WLB 55 Derrick Brooks
WR 84 Joey Galloway	LCB 25 Brian Kelly
QB 2 Chris Simms	RCB 20 Ronde Barber
FB/TE 40 Mike Alstott/	SS 23 Jermaine Phillips
81 Alex Smith	FS 34 Dexter Jackson
RB 24 Carnell Williams	

DATE	W/L	SCORE	OPPONENT	ATT.
9/10	L	0-27	BALTIMORE	65,087
9/17	L	3-14	at Atlanta	70,828
9/24	L	24-26	CAROLINA	65,423
10/8	L	21-24	at New Orleans	68,183
10/15	W	14-13	CINCINNATI	65,732
10/22	W	23-21	PHILADELPHIA	65,808
10/29	L	3-17	at N.Y. Giants	78,647
11/5	L	14-31	NEW ORLEANS	65,561
11/13	L	10-24	at Carolina	73,573
11/19	W	20-17	WASHINGTON	65,699
11/23	L	10-38	at Dallas	63,183
12/3	L	3-20	at Pittsburgh	59,843
12/10	L	6-17	ATLANTA	65,691
12/17	L	31-34 (ot)	at Chicago	62,260
12/24	W	22-7	at Cleveland	69,603
12/31	L	7-23	SEATTLE	65,660

	BUCS	OPP
TOTAL FIRST DOWNS	237	300
Rushing	82	108
Passing	133	174
Penalty	22	18
3rd Down: Made/Att	82/222 (36.9%)	82/217
(37.8%) 4th Down: Made/Att/16 (25.0%)	5/12 (41.7%)	
POSSESSION AVG.	28:06	31:54
TOTAL NET YARDS	4,321	5,271
Avg. Per Game	270.1	329.4
Total Plays	972	1,015
Avg. Per Play	4.4	5.2
NET YARDS RUSHING	1,523	1,917
Avg. Per Game	95.2	119.8
Total Rushes	404	497
NET YARDS PASSING	2,798	3,354
Avg. Per Game	174.9	209.6
Sacked/Yards Lost	33/196	25/166
Gross Yards	2,994	3,520
Att./Completions	535/296	493/301
Completion Pct.	55.3	61.1
Had Intercepted	18	11
PUNTS/AVERAGE	93/43.5	81/41.6
NET PUNTING AVG.	93/36.8	81/35.3
PENALTIES/YARDS	87/732	83/658
FUMBLES/BALL LOST	27/14	25/9
TOUCHDOWNS	23	41
Rushing	6	11
Passing	14	26
Returns	3	4

BY QUARTERS	1	2	3	4	OT	TOT
BUCCANEERS	30	53	58	70	0	211
OPPONENTS	82	89	95	84	3	353

SCORING	TD	R	P	RT	PAT	2-PT.	FG	S	PTS
M. Bryant	0	0	0	0	22-23	0	17-22	0	73
Galloway	7	0	7	0	0-0	0	0-0	0	42
Alstott	3	3	0	0	0-0	0	0-0	0	18
Smith	3	0	3	0	0-0	0	0-0	0	18
Barber	2	0	0	2	0-0	0	0-0	0	12
Hilliard	2	0	2	0	0-0	0	0-0	0	12
BUCCANEERS	23	6	14	3	22-23	0	17-22	0	211
OPPONENTS	41	11	26	4	41-41	0	22-30	0	353

FIELD GOALS	1-19	20-29	30-39	40-49	50+	LG
M. Bryant	0-0	8-8	3-3	5-9	1-2	62
BUCCANEERS	0-0	8-8	3-3	5-9	1-2	62
OPPONENTS	0-0	7-7	6-12	6-7	3-4	51

RUSHING	NO	YDS	AVG	LG	TD
C. Williams	225	798	3.5	38	1
Pittman	50	245	4.9	32	1
Alstott	60	171	2.9	17	3
Gradkowski	41	161	3.9	14	0
Graham	11	9	5.4	17	0
Clayton	5	41	8.2	27	0
Stovall	2	29	14.5	18	0
Galloway	2	9	4.5	7	0
BUCCANEERS	404	1,523	3.8	38	6
OPPONENTS	497	1,917	3.9	57	11

PASSING	ATT.	CMP.	YDS.	CMP%	YDS/ATT	TD	TD%	INT	INT%	LONG	SK/LOST	RTG
Gradkowski	328	177	1,661	54.0	5.06	9	2.7	9	2.7	53	25/146	65.9
Simms	106	58	585	54.7	5.52	1	0.9	7	6.6	55	4/32	46.3
Rattay	101	61	748	60.4	7.41	4	4.0	2	2.0	64t	4/18	88.2
BUCCANEERS	535	296	2,994	55.3	5.60	14	2.6	18	3.4	64t	33/196	66.2
OPPONENTS	493	301	3,520	61.1	7.14	26	5.3	11	2.2	52t	25/166	91.0

RECEIVING	NO	YDS	AVG	LG	TD
Galloway	62	1,057	17.0	64t	7
Pittman	47	405	8.6	25	0
Smith	35	250	7.1	27	3
Hilliard	34	339	10.0	44t	2
Clayton	33	356	10.8	27	1
C. Williams	30	196	6.5	21	0
Alstott	21	85	4.0	18	0
Becht	18	115	6.4	13	1
Stovall	7	102	14.6	27	0
Warren	5	63	12.6	26t	0
BUCCANEERS	296	2,994	10.1	64t	14
OPPONENTS	301	3,520	11.7	52t	26

INTERCEPTIONS	NO	YDS	AVG	LG	TD
Barber	3	103	34.3	66t	2
Brooks	3	51	17.0	21t	1
Phillips	2	45	22.5	29	0
Buchanan	2	0	0.0	0	0
Bolden	1	27	27.0	27	0
BUCCANEERS	11	226	20.5	66t	3
OPPONENTS	18	280	15.6	60t	1

TACKLES	SOLO	ASST.	TOTAL
Brooks	98	52	150
Quarles	70	66	136
Phillips	87	37	124
Barber	83	25	108
Nece	52	41	93

SACKS		SPECIAL TEAM TACKLES	
Spires	5.0	Cox	20
White	5.0	Graham	20
Wyms	5.0	Adams	19
Quarles	2.5	Cash	17
Hovan	2.0	Mallard	15

BUCCANEERS	25.0
OPPONENTS	33.0

PUNTING	NO	YDS	AVG	NET	TB	IN20	LG	BK
Bidwell	93	4,045	43.5	36.8	7	20	59	0
BUCCANEERS	93	4,045	43.5	36.8	7	20	59	0
OPPONENTS	81	3,373	41.6	35.3	8	25	58	0

PUNT RETURNS	RET	FC	YDS	AVG	LONG	TD
Hilliard	24	3	163	6.8	16	0
Jones	20	4	155	7.8	18	0
Buchanan	6	2	16	2.7	8	0
BUCCANEERS	54	9	353	6.5	18	0
OPPONENTS	50	16	487	9.7	65t	1

KICKOFF RETURNS	RET	YDS	AVG	LONG	TD
Pittman	39	867	22.2	37	0
Cox	18	387	21.5	44	0
BUCCANEERS	61	1,307	21.4	44	0
OPPONENTS	46	846	18.4	34	0

USUAL STARTING LINEUP	DEFENSE:
WR 80 Michael Clayton	LE 94 Greg Spires
LT 69 Anthony Davis	NT 95 Chris Hovan
LG 79 Sean Mahary	DT 96 Ellis Wyms
72 Dan Bunning	RE 97 Simeon Rice/
C 76 John Wade	90 Dewayne White
RG 75 Davin Joseph	OLB 56 Ryan Nece
RT 65 Jeremy Trueblood	MLB 53 Shelton Quarles
TE 88 Anthony Becht	OLB 55 Derrick Brooks
WR 84 Joey Galloway	LCB 21 Juran Bolden
QB 7 Bruce Gradkowski	RCB 20 Ronde Barber
FB 40 Mike Alstott	SS 23 Jermaine Phillips
RB 24 Carnell Williams	FS 26 Will Allen

2007

RECORD: 9-7

HEAD COACH: JON GRUDEN

DATE	W/L	SCORE	OPPONENT	ATT.
9/09	L	6-20	at Seattle	68,044
9/16	W	31-14	NEW ORLEANS	65,178
9/23	W	24-3	ST. LOUIS	65,267
9/30	W	20-7	at Carolina	73,707
10/07	L	14-33	at Indianapolis	57,202
10/14	W	13-10	TENNESSEE	65,347
10/21	L	16-23	at Detroit	60,442
10/28	L	23-24	JACKSONVILLE	65,133
11/04	W	17-10	ARIZONA	65,267
11/18	W	31-7	at Atlanta	69,480
11/25	W	19-13	WASHINGTON	65,596
12/02	W	27-23	at New Orleans	70,009
12/09	L	14-28	at Houston	70,237
12/16	W	37-3	ATLANTA	65,133
12/23	L	19-21	at San Francisco	68,193
12/30	L	23-31	CAROLINA	65,609

PLAYOFFS

1/6	L	14-24	N.Y. GIANTS	65,621
-----	---	-------	-------------	--------

	BUCS	OPP
TOTAL FIRST DOWNS	281	258
Rushing	98	93
Passing	162	158
Penalty	21	7
3rd Down: Made/Att	82/213 (38.5%)	92/224 (41.1%)
4th Down: Made/Att	5/13 (38.5%)	9/16 (56.3%)
POSSESSION AVG.	30:27	29:33
TOTAL NET YARDS	5,229	4,454
Avg. Per Game	326.8	278.4
Total Plays	975	977
Avg. Per Play	5.4	4.6
NET YARDS RUSHING	1,872	1,726
Avg. Per Game	117.0	107.9
Total Rushes	449	454
NET YARDS PASSING	3,357	2,728
Avg. Per Game	209.8	170.5
Sacked/Yards Lost	36/222	33/207
Gross Yards	3,579	2,935
Att./Completions	490/316	490/297
Completion Pct.	64.5	60.6
Had Intercepted	8	16
PUNTS/AVERAGE	78/43.4	83/43.4
NET PUNTING AVG.	78/37.2	83/38.3
PENALTIES/YARDS	81/614	86/706
FUMBLES/BALL LOST	18/12	31/19
TOUCHDOWNS	36	32
Rushing	15	11
Passing	18	18
Returns	3	3

BY QUARTERS	1	2	3	4	OT	TOT
BUCCANEERS	84	109	72	69	0	334
OPPONENTS	51	66	55	98	0	270

SCORING	TD	R	P	RT	PAT	2-PT.	FG	S	PTS
Bryant	0	0	0	0	34/34	0	28/33	0	118
Graham	10	10	0	0	0-0	0	0-0	0	60
Galloway	6	0	6	0	0-0	0	0-0	0	36
Stevens	4	0	4	0	0-0	0	0-0	0	24
A. Smith	3	0	3	0	0-0	0	0-0	0	18
Williams	3	3	0	0	0-0	0	0-0	0	18

BUCCANEERS	36	15	18	3	34/34	0	28/33	0	334
OPPONENTS	32	11	18	3	31/32	0	15/18	1	270

RUSHING	TD	NO	YDS	AVG	LG
Graham	222	898	4.0	28t	10
Pittman	68	286	4.2	29	0
M. Bennett	41	189	4.6	28	1
Williams	54	208	3.9	20	3
McCown	12	117	9.8	31	0
Garcia	35	116	3.3	21	1
Clayton	5	22	4.4	20	0
Gradkowski	7	20	2.9	13	0
Darby	2	9	4.5	7	0
Hilliard	1	6	6.0	6	0
Galloway	1	1	1.0	1	0
Crockett	1	0	0.0	0	0
BUCCANEERS	449	1,872	4.2	31	15
OPPONENTS	454	1,726	3.8	32t	11

PASSING	ATT.	CMP.	YDS.	CMP%	YDS/ATT	TD	TD%	INT	INT%	LONG	SK/LOST	RTG
Garcia	327	209	2,440	63.9	7.46	13	4.0	4	1.2	69t	19/104	94.6
McCown	139	94	1,009	67.6	7.26	5	3.6	3	2.2	60	15/104	91.7
Gradkowski	24	13	130	54.2	5.42	0	0.0	1	4.2	20	2/14	52.4
BUCCANEERS	490	316	3,579	64.5	7.30	18	3.7	8	1.6	69t	36/222	91.7
OPPONENTS	490	297	2,935	60.6	5.99	18	3.7	16	3.3	58	33/207	76.2

RECEIVING	NO	YDS	AVG	LG	TD
Hilliard	62	722	11.6	56	1
Galloway	57	1014	17.8	69t	6
Graham	49	324	6.6	21	0
A. Smith	32	385	12.0	33	3
Pittman	26	191	7.3	16	0
Clayton	22	301	13.7	39	0
Stevens	18	189	10.5	24t	4
Askew	18	175	9.7	22	0
M. Bennett	5	54	10.8	23t	1
Stovall	10	86	8.6	13	1
C. Lucas	5	82	16.4	52	0
Becht	5	20	4.0	9	2
Williams	3	17	5.7	8	0
Darby	2	16	8.0	9	0
Storer	2	3	1.5	2	0

BUCCANEERS	316	3,579	11.3	69t	18
OPPONENTS	297	2,935	9.9	58	18

INTERCEPTIONS	NO	YDS	AVG	LG	TD
Phillips	4	2	0.5	2	0
Buchanan	3	22	7.3	19	0
Barber	2	32	16.0	29t	1
Jackson	2	26	13.0	26	0
Ruud	2	7	3.5	5	0
Kelly	2	0	0.0	0	0
June	1	0	0.0	0	0

BUCCANEERS	16	89	5.6	29t	1
OPPONENTS	8	167	20.9	62	2

TACKLES	SOLO	ASST.	TOTAL
Ruud	99	70	169
Brooks	112	50	162
June	75	45	120
Phillips	75	45	120
Haye	86	11	97
Hovan	78	17	95

SACKS	SPECIAL TEAM TACKLES		
White	8.0	Pearson	21
Adams	6.0	Stovall	18
Haye	6.0	Black	17
Carter	3.0	Nece	16
Spires	2.0	Allen	15

BUCCANEERS	33.0
OPPONENTS	36.0

PUNTING	NO	YDS	AVG	NET	TB	IN20LG	BK
Bidwell	77	3,382	43.9	37.2	10	30	61
BUCCANEERS	78	3,382	43.4	37.2	10	30	61
OPPONENTS	83	3,613	43.5	38.3	5	26	76

PUNT RETURNS	RET	FC	YDS	AVG	LONG	TD
--------------	-----	----	-----	-----	------	----

Buchanan	16	0	55	3.4	24	0
Hilliard	15	4	92	6.1	20	0
Jones	12	6	143	11.9	35	0

BUCCANEERS	50	13	334	6.7	35	0
OPPONENTS	38	11	280	7.4	56	0

KICKOFF RETURNS	RET	YDS	AVG	LONG	TD
Spurlock	16	444	27.8	90t	1
Jones	10	286	28.6	36	0
Clayton	8	172	21.5	26	0

BUCCANEERS	48	1,119	23.3	90t	1
OPPONENTS	68	1,328	19.5	97t	1

FIELD GOALS	1-19	20-29	30-39	40-49	50+	LG
-------------	------	-------	-------	-------	-----	----

Bryant	0/0	11/12	11/11	6/7	0/3	49
BUCCANEERS	0/0	11/12	11/11	6/7	0/3	49
OPPONENTS	1/1	3/3	5/6	6/8	0/0	48

USUAL STARTING LINEUP	OFFENSE:			DEFENSE:		
-----------------------	----------	--	--	----------	--	--

WR	19	Ike Hilliard	LE	93	Kevin Carter
LT	70	Donald Penn	NT	95	Chris Hovan
LG	78	Arron Sears	DT	71	Jovan Haye
C	76	John Wade	RE	90	Gaines Adams
RG	75	Davin Joseph	OLB	59	Cato June
RT	65	Jeremy Trueblood	MLB	51	Barrett Ruud
TE	81	Alex Smith	OLB	55	Derrick Brooks
WR	84	Joey Galloway	LCB	31	Phillip Buchanan
QB	7	Jeff Garcia	RCB	20	Ronde Barber
FB	35	B.J. Askew	SS	23	Jermaine Phillips
RB	34	Earnest Graham	FS	28	Tanard Jackson

DATE	W/L	SCORE	OPPONENT	ATT.
9/7	L	20-24	at New Orleans	69,881
9/14	W	24-9	ATLANTA	63,611
9/21	W	27-24 (ot)	at Chicago	62,051
9/28	W	30-21	GREEN BAY	64,122
10/5	L	13-16	at Denver	75,480
10/12	W	27-3	CAROLINA	64,211
10/19	W	20-10	SEATTLE	64,811
10/26	L	9-13	at Dallas	63,254
11/2	W	30-27 (ot)	at Kansas City	74,045
11/16	W	19-13	MINNESOTA	65,278
11/23	W	38-20	at Detroit	49,096
11/30	W	23-20	NEW ORLEANS	64,430
12/8	L	23-38	at Carolina	74,113
12/14	L	10-13 (ot)	at Atlanta	65,045
12/21	L	24-41	SAN DIEGO	64,778
12/28	L	24-31	OAKLAND	64,847

	BUCS	OPP
TOTAL FIRST DOWNS	298	259
Rushing	100	87
Passing	184	153
Penalty	14	19
3rd Down: Made/Att	88/229	81/214
3rd Down Pct.	38.4	37.9
4th Down: Made/Att	10/18	5/13
4th Down Pct.	55.6	38.5
POSSESSION AVG.	31:23	28:37
TOTAL NET YARDS	5,456	4,898
Avg. Per Game	341.0	306.1
Total Plays	1,045	945
Avg. Per Play	5.2	5.2
NET YARDS RUSHING	1,837	1,901
Avg. Per Game	114.8	118.8
Total Rushes	451	441
NET YARDS PASSING	3,619	2,997
Avg. Per Game	226.2	187.3
Sacked/Yards Lost	32/169	29/190
Gross Yards	3,788	3,187
Attempts/Completions	562/355	475/276
Completion Pct.	63.2	58.1
Had Intercepted	13	22
PUNTS/AVERAGE	77/44.5	81/43.6
NET PUNTING AVG.	34.6	35.4
PENALTIES/YARDS	95/834	88/660
FUMBLES/BALL LOST	21/13	16/8
TOUCHDOWNS	38	34
Rushing	13	8
Passing	18	23
Returns	7	3

BY QUARTERS	1	2	3	4	OT	TOT
BUCCANEERS	61	112	86	96	6	361
OPPONENTS	77	86	51	106	3	323

SCORING	TD	R	P	RT	PAT	2-PT.	FG	S	PTS
M. Bryant	0	0	0	0	35/36	0	32/38	0	131
A. Bryant	7	0	7	0	0/0	0	0/0	0	42
E. Graham	4	4	0	0	0/0	0	0/0	0	24
I. Hilliard	4	0	4	0	0/0	0	0/0	0	24
C. Williams	4	4	0	0	0/0	0	0/0	0	24
A. Smith	3	0	3	0	0/0	1	0/0	0	20

BUCCANEERS	38	13	18	7	35/36	1	32/38	0	361
OPPONENTS	34	8	23	3	33/33	1	28/30	0	323

RUSHING	NO	YDS	AVG	LG	TD
W. Dunn	186	786	4.2	40	2
E. Graham	132	563	4.3	68t	4
C. Williams	63	233	3.7	28	4
J. Garcia	35	148	4.2	20	1
C. Smith	8	40	5.0	10	0
A. Bryant	2	22	11.0	13	0
L. McCown	3	15	5.0	12	0
B. Askew	7	14	2.0	3	2
M. Bennett	7	12	1.7	4	0
M. Clayton	2	5	2.5	4	0
I. Hilliard	1	0	0.0	0	0
B. Griese	5	-1	-0.2	3	0

BUCCANEERS	451	1,837	4.1	68t	13
OPPONENTS	441	1,901	4.3	67t	8

PASSING	ATT.	CMP.	YDS.	CMP%	YDS/ATT	TD	TD%	INT	INT%	LONG	SK/LOST	RTG
J. Garcia	376	244	2712	64.9	7.21	12	3.2	6	1.6	71t	23/100	90.2
B. Griese	184	110	1073	59.8	5.83	5	2.7	7	3.8	38	9/69	69.4
E. Graham	1	1	3	100.0	3.00	1	100.0	0	0.0	3t	0/0	118.8
L. McCown	1	0	0	0.0	0.00	0	0.0	0	0.0	-	0/0	39.6
BUCCANEERS	562	355	3,788	63.2	6.74	18	3.2	13	2.3	71t	32/169	83.8
OPPONENTS	475	276	3,187	58.1	6.71	23	4.8	22	4.6	84t	29/190	75.3

RECEIVING	NO	YDS	AVG	LG	TD
A. Bryant	83	1,248	15.0	71t	7
I. Hilliard	47	424	9.0	36t	4
W. Dunn	47	330	7.0	36	0
M. Clayton	38	484	12.7	58t	1
J. Stevens	36	397	11.0	31	2
E. Graham	23	174	7.6	24	0
A. Smith	21	250	11.9	34	3
J. Gilmore	15	147	9.8	36	1
J. Galloway	13	138	10.6	22	0
B. Askew	13	66	5.1	18	0
C. Williams	7	43	6.1	25	0
C. Smith	4	24	6.0	13	0
M. Stovall	3	25	8.3	9	0
J. Cook	3	24	8.0	12	0
B. Clark	1	12	12.0	12	0
M. Bennett	1	2	2.0	2	0

BUCCANEERS	355	3,788	10.7	71t	18
OPPONENTS	276	3,187	11.5	84t	23

INTERCEPTIONS	NO	YDS	AVG	LG	TD
R. Barber	4	69	17.3	65t	1
A. Talib	4	32	8.0	19	0
J. Phillips	3	72	24.0	58	0
S. Piscitelli	2	106	53.0	84	0
G. Adams	2	50	25.0	45t	1
P. Buchanon	2	33	16.5	26t	1
B. Ruud	2	10	5.0	10	0
T. Jackson	1	25	25.0	25	0
C. June	1	1	1.0	1	0
D. Brooks	1	-2	-2.0	-2	0

BUCCANEERS	22	396	18.0	84	3
OPPONENTS	13	233	17.9	62t	2

TACKLES	SOLO	ASST.	TOTAL
B. Ruud	130	48	178
D. Brooks	64	47	111
C. June	68	36	104
T. Jackson	68	34	102
R. Barber	70	30	100

SACKS		SPECIAL TEAM TACKLES	
G. Adams	6.5	Q. Black	24
G. White	5.0	W. Allen	21
J. Wilkerson	5.0	T. Jackson	18
K. Carter	4.0	E. Mack	12
B. Ruud	3.0	A. Hayward	12

BUCCANEERS	29.0
OPPONENTS	32.0

PUNTING	NO	YDS	AVG	NET	TB	IN20	LG	BK
J. Bidwell	77	3,426	44.5	37.6	7	27	64	0

BUCCANEERS	77	3,426	44.5	37.6	7	27	64	0
OPPONENTS	81	3,528	43.6	35.4	11	15	70	2

PUNT RETURNS	RET	FC	YDS	AVG	LONG	TD
C. Smith	23	4	324	14.1	70t	1
D. Jackson	20	0	97	4.9	19	0

BUCCANEERS	47	11	440	9.4	70t	1
OPPONENTS	39	10	392	10.1	43	0

KICKOFF RETURNS	RET	YDS	AVG	LONG	TD
C. Smith	36	992	27.6	97t	1
D. Jackson	14	327	23.4	45	0

BUCCANEERS	60	1,486	24.8	97t	1
OPPONENTS	74	1,542	20.8	61	0

FIELD GOALS	1-19	20-29	30-39	40-49	50+	LG
M. Bryant	0/0	12/12	15/15	5/8	0/3	49

BUCCANEERS	0/0	12/12	15/15	5/8	0/3	49
OPPONENTS	0/0	10/10	8/9	8/9	2/2	57

USUAL STARTING LINEUP	OFFENSE:	DEFENSE:
-----------------------	----------	----------

WR	80 Michael Clayton	LE	93 Kevin Carter
LT	70 Donald Penn	NT	95 Chris Hovan
LG	78 Arron Sears	DT	71 Jovan Haye
C	52 Jeff Faine	RE	90 Gaines Adams
RG	75 Davin Joseph	OLB	59 Cato June
RT	65 Jeremy Trueblood	MLB	51 Barrett Ruud
TE	81 Alex Smith	OLB	55 Derrick Brooks
TE	88 John Gilmore	LCB	31 Phillip Buchanon
WR	89 Antonio Bryant	RCB	20 Ronde Barber
QB	7 Jeff Garcia	SS	23 Jermaine Phillips
RB	34 Earnest Graham	FS	36 Tanard Jackson

2009

RECORD: 3-13 HEAD COACH: RAHEEM MORRIS

DATE	W/L	SCORE	OPPONENT	ATT.
9/13	L	21- 34	DALLAS	63,806
9/20	L	20- 33	at Buffalo	70,318
9/27	L	0- 24	N.Y. GIANTS	63,689
10/4	L	13- 16	at Washington	86,412
10/11	L	14- 33	at Philadelphia	69,144
10/18	L	21- 28	CAROLINA	62,422
10/25	L	7- 35	NEW ENGLAND (London)	
84,254				
11/8	W	38- 28	Green Bay	62,994
11/15	L	23- 25	at Miami	66,065
11/22	L	7- 38	New Orleans	62,720
11/29	L	17- 20	at Atlanta	67,029
12/6	L	6- 16	at Carolina	72,455
12/13	L	3- 26	N.Y. Jets	62,731
12/20	W	24- 7	at Seattle	67,011
12/27	W	20- 17 (ot)	at New Orleans	70,021
1/3	L	10- 20	Atlanta	62,578

	BUCS	OPP
TOTAL FIRST DOWNS	246	324
Rushing	80	129
Passing	148	171
Penalty	18	24
3rd Down: Made/Att (40.2%)	71/218 (32.6%)	86/214
4th Down: Made/Att	9/22 (40.9%)	9/15 (60.0%)
POSSESSION AVG.	28.31	31.29
TOTAL NET YARDS	4,600	5,849
Avg. Per Game	287.5	365.6
Total Plays	961	1039
Avg. Per Play	4.8	5.6
NET YARDS RUSHING	1,627	2,531
Avg. Per Game	101.7	158.2
Total Rushes	404	529
NET YARDS PASSING	2,973	3,318
Avg. Per Game	185.8	207.4
Sacked/Yards Lost	33/161	28/166
Gross Yards	3,134	3,484
Attempts/Completions	524/279	482/301
Completion Pct.	53.2%	62.4%
Had Intercepted	29	19
PUNTS/AVERAGE	87/41.7	72/42.8
NET PUNTING AVG.	36.3	35.3
PENALTIES/YARDS	93/696	80/731
FUMBLES/BALL LOST	25/5	18/10
TOUCHDOWNS	28	46
Rushing	5	16
Passing	18	28
Returns	5	2

BY QUARTERS	1	2	3	4	OT	TOT
BUCCANEERS	34	73	38	96	3	244
OPPONENTS	108	118	74	100	0	400

SCORING	TD	R	P	RT	PAT	2-PT.	FG	S	PTS
C. Barth	0	0	0	0	12/12	0	14/19	0	54
C. Williams	7	4	3	0	0/0	0	0/0	0	42
K. Winslow	5	0	5	0	0/0	0	0/0	0	30
A. Bryant	4	0	4	0	0/0	0	0/0	0	24
D. Ward	3	1	2	0	0/0	0	0/0	0	18
S. Stroughter	2	0	1	0	0/0	0	0/0	0	12
T. Jackson	2	0	0	2	0/0	0	0/0	0	12
M. Nugent	0	0	0	0	6/6	0	2/6	0	12

BUCCANEERS	28	5	18	5	24/24	2	16/26	0	244
OPPONENTS	46	16	28	2	44/46	0	26/32	1	400

FIELD GOALS	1-19	20-29	30-39	40-49	50+	LG
C. Barth	0/0	2/2	4/6	5/7	3/4	54
M. Nugent	0/0	1/1	1/2	0/3	0/0	37
S. Andrus	0/0	0/0	0/0	0/1	0/0	-

BUCCANEERS	0/0	3/3	5/8	5/11	3/4	54
OPPONENTS	0/0	9/10	6/7	10/13	1/2	51

RUSHING	NO	YDS	AVG	LG	TD
C. Williams	211	823	3.9	35	4
D. Ward	114	409	3.6	28	1
J. Freeman	30	161	5.4	20	0
J. Johnson	22	148	6.7	29	0
E. Graham	14	66	4.7	17	0
C. Smith	4	7	1.8	4	0
K. Winslow	1	7	7.0	7	0
B. Leftwich	6	6	1.0	4	0

BUCCANEERS	404	1,627	4.0	35	5
OPPONENTS	529	2,531	4.8	45	16

PASSING	ATT.	CMP.	YDS.	CMP%	YDS/ATT	TD
J. Freeman	290	158	1,855	54.5%	6.4	10
J. Johnson	125	63	685	50.4%	5.5	4
B. Leftwich	107	58	594	54.2%	5.6	4
M. Clayton	1	0	0	0.0%	0.0	0
D. Johnson	1	0	0	0.0%	0.0	0

BUCCANEERS	524	279	3,134	53.2%	6.0	18
OPPONENTS	482	301	3,484	62.4%	7.2	28

436 | HISTORY

RECEIVING	NO	YDS	AVG	LG	TD
K. Winslow	77	884	11.5	42t	5
A. Bryant	39	600	15.4	42t	4
S. Stroughter	31	334	10.8	35	1
C. Williams	28	217	7.8	22t	3
M. Stovall	24	366	15.3	38	1
D. Ward	20	150	7.5	38	2
M. Clayton	16	230	14.4	47	1
J. Stevens	15	130	8.7	17	1
E. Graham	14	109	7.8	16	0
B. Clark	6	65	10.8	17	0
J. Gilmore	3	23	7.7	9	0
C. Smith	2	4	2.0	3	0
B. Askew	2	3	1.5	4	0
D. Penn	1	15	15.0	15	0
C. Pressley	1	2	2.0	2	0
J. Freeman	0	1	0	1	0
J. Zuttah	0	1	0	1	0

BUCCANEERS	279	3,134	11.2	47	18
OPPONENTS	301	3,484	11.6	80t	28

INTERCEPTIONS	NO	YDS	AVG	LG	TD
A. Talib	5	99	19.8	32	0
T. Jackson	5	86	17.2	35t	2
E. Mack	3	36	12.0	36	0
G. Hayes	2	21	10.5	20	0
S. Piscitelli	2	7	3.5	4	0
B. Ruud	1	23	23.0	21	0
Q. Black	1	3	3.0	3	0

BUCCANEERS	19	275	14.5	36	2
OPPONENTS	29	492	17.0	76t	2

TACKLES	SOLO	ASST.	TOTAL
B. Ruud	122	83	205
G. Hayes	90	46	136
R. Barber	67	26	93
Q. Black	58	35	93
S. Piscitelli	71	20	91

SACKS	SPECIAL TEAM TACKLES			
S. White	6.5	N. Koutouvides	18	
J. Wilkerson	6.0	T. Cox	17	
T. Crowder	3.5	A. Hayward	15	
G. Hayes	3.0	Q. Black	14	
R. Barber	2.0	B. Clark	13	
R. Miller	2.0	M. Stovall	8	

BUCCANEERS	28.0			
OPPONENTS	33.0			

PUNTING	NO	YDS	AVG	NET	TB	IN20LG	BK
D. Johnson	62	2,558	41.3	36.7	3	16	63
S. Paulescu	24	1,022	42.6	35.5	5	8	61
C. Barth	1	46	46.0	28.0	0	0	46

BUCCANEERS	87	3,626	41.7	36.3	8	24	63
OPPONENTS	70	3,083	42.8	35.3	4	22	63

PUNT RETURNS	RET	FC	YDS	AVG	LONG	TD
C. Smith	23	8	232	10.1	21	0
S. Stroughter	12	0	119	9.9	33	0
M. Spurlock	3	0	90	30.0	77t	1

BUCCANEERS	40	10	462	11.6	77t	1
OPPONENTS	38	17	311	8.2	34	0

KICKOFF RETURNS	RET	YDS	AVG	LONG	TD
C. Smith	31	902	29.1	83	0
S. Stroughter	11	324	29.5	97t	1
M. Spurlock	8	170	21.3	32	0

BUCCANEERS	62	1,630	26.3	97t	1
OPPONENTS	46	878	19.1	37	0

USUAL STARTING LINEUP					
OFFENSE:			DEFENSE:		
WR	80	Michael Clayton	LE	97	Jimmy Wilkerson
LT	70	Donald Penn	DT	95	Chris Hovan
LG	76	Jeremy Zuttah	DT	98	Ryan Sims
C	52	Jeff Faine	RE	91	Stylez G. White
RG	75	Davin Joseph	OLB	58	Quincy Black
RT	65	Jeremy Trueblood	MLB	51	Barrett Ruud
TE	82	Kellen Winslow	OLB	54	Geno Hayes
TE	86	Jerramy Stevens	LCB	25	Aqib Talib
WR	89	Antonio Bryant	RCB	20	Ronde Barber
QB	5	Josh Freeman	SS	21	Sabby Piscitelli
RB	24	Carnell Williams	FS	36	Tanard Jackson

PASSING	ATT.	CMP.	YDS.	CMP%	YDS/ATT	TD	TD%	INT	INT%	LONG	SK/LOST	RTG
J. Freeman	290	158	1,855	54.5%	6.4	10	3.4%	18	6.2%	42t	20/102	59.8
J. Johnson	125	63	685	50.4%	5.5	4	3.2%	8	6.4%	35	11/59	50.9
B. Leftwich	107	58	594	54.2%	5.6	4	3.7%	3	2.8%	47	2/0	71.2
M. Clayton	1	0	0	0.0%	0.0	0	0.0%	0	0.0%	0	0/0	39.6
D. Johnson	1	0	0	0.0%	0.0	0	0.0%	0	0.0%	0	0/0	39.6

BUCCANEERS	524	279	3,134	53.2%	6.0	18	3.4%	29	5.5%	47	33/161	59.8
OPPONENTS	482	301	3,484	62.4%	7.2	28	5.8%	19	3.9%	80t	28/166	87.2

DATE	W/L	SCORE	OPPONENT	ATT.
9/12	W	17- 14	CLEVELAND	47,211
9/19	W	20- 7	at Carolina	72,577
9/26	L	13- 38	PITTSBURGH	61,036
10/10	W	24- 21	at Cincinnati	63,888
10/17	L	6- 31	NEW ORLEANS	51,759
10/24	W	18- 17	ST. LOUIS	42,020
10/31	W	38- 35	at Arizona	61,857
11/7	L	21- 27	at Atlanta	67,266
11/14	W	31- 16	CAROLINA	44,264
11/21	W	21- 0	at San Francisco	69,732
11/28	L	10- 17	at Baltimore	70,989
12/5	L	24- 28	ATLANTA	53,955
12/12	W	17- 16	at Washington	66,124
12/19	L	20- 23 (ot)	DETROIT	47,692
12/26	W	38- 15	SEATTLE	46,576
1/2	W	23- 13	at New Orleans	70,068

	BUCS	OPP
TOTAL FIRST DOWNS	288	307
Rushing	97	118
Passing	172	171
Penalty	19	18
3rd Down: Made/Att (43.2%)	89/211 (42.2%)	92/213
4th Down: Made/Att	10/14 (71.4%)	9/17 (52.9%)
POSSESSION AVG.	30:39	29:21
TOTAL NET YARDS	5,362	5,323
Avg. Per Game	335.1	332.7
Total Plays	955	991
Avg. Per Play	5.6	5.4
NET YARDS RUSHING	2,001	2,107
Avg. Per Game	125.1	131.7
Total Rushes	431	444
NET YARDS PASSING	3,361	3,216
Avg. Per Game	210.1	201.0
Sacked/Yards Lost	30/203	26/143
Gross Yards	3,564	3,359
Attempts/Completions	494/306	521/307
Completion Pct.	61.9%	58.9%
Had Intercepted	6	19
PUNTS/AVERAGE	76/40.2	72/40.5
NET PUNTING AVG.	35.5	35.9
PENALTIES/YARDS	100/837	79/676
FUMBLES/BALL LOST	24/13	17/9
TOUCHDOWNS	39	3
Rushing	9	12
Passing	26	23
Returns	4	3

BY QUARTERS	1	2	3	4	OT	TOT
BUCCANEERS	43	127	70	101	0	341
OPPONENTS	73	126	53	63	3	318

SCORING	TD	R	P	RT	PT	2-PT.	FG	S	Pts
C. Barth	0	0	0	0	0	36/36	0	23/28	0 105
M. Williams	11	0	11	0	0	0/0	0	0/0	0 66
L. Blount	6	6	0	0	0	0/0	0	0/0	0 36
K. Winslow	5	0	5	0	0	0/0	0	0/0	0 30
C. Williams	3	2	1	0	0	0/0	0	0/0	0 18
M. Spurlock	3	0	2	1	0	0/0	0	0/0	0 18
A. Benn	2	0	2	0	0	0/0	0	0/0	0 12
E. Graham	2	1	1	0	0	0/0	0	0/0	0 12

BUCCANEERS	39	9	26	4	36/36	1	23/28	0	341
OPPONENTS	38	12	23	3	35/35	2	17/21	0	318

FIELD GOALS	1-19	20-29	30-39	40-49	50+	LG
-------------	------	-------	-------	-------	-----	----

C. Barth	0/0	6/6	10/10	6/10	1/2	53
BUCCANEERS	0/0	6/6	10/10	6/10	1/2	53
OPPONENTS	0/0	6/7	5/7	6/6	0/1	48

RUSHING	NO	YDS	AVG	LG	TD
L. Blount	201	1,007	5.0	53	6
C. Williams	125	437	3.5	45t	2
J. Freeman	68	364	5.4	33	0
E. Graham	20	99	5.0	61	1
J. Johnson	4	39	9.8	14	0
A. Benn	6	35	5.8	17	0
K. Huggins	4	11	2.8	7	0
P. Parker	1	7	7.0	7	0
S. Stroughter	1	2	2.0	2	0
K. Lumpkin	1	0	0.0	0	0
BUCCANEERS	431	2,001	4.6	61	9
OPPONENTS	444	2,107	4.7	54	12

PASSING	ATT.	CMP.	YDS.	CMP%	YDS/ATT	TD	TD%	INT	INT%	LONG	SK/LOST	RTG
J. Freeman	474	291	3,451	61.4%	7.3	25	5.3%	6	1.3%	64	28/195	95.9
J. Johnson	16	14	111	87.5%	6.9	0	0.0%	0	0.0%	22	2/8	95.6
E. Graham	1	1	2	100.0%	2.0	1	100.0%	0	0.0%	2t	0/0	118.8
M. Spurlock	3	0	0	0.0%	0.0	0	0.0%	0	0.0%	0	0/0	39.6

BUCCANEERS	494	306	3,564	61.9%	7.2	26	5.3%	6	1.2%	64	30/203	96.2
OPPONENTS	521	307	3,359	58.9%	6.4	23	4.4%	19	3.6%	65t	26/143	77.6

RECEIVING	NO	YDS	AVG	LG	TD
K. Winslow	66	730	11.1	41t	5
M. Williams	65	964	14.8	58t	11
C. Williams	46	355	7.7	20	1
A. Benn	25	395	15.8	64	2
S. Stroughter	24	239	10.0	27	0
M. Spurlock	17	250	14.7	43	2
E. Graham	16	130	8.1	46	1
J. Gilmore	13	160	12.3	30	1
M. Stovall	7	81	11.6	38	1
D. Briscoe	6	93	15.5	54	1
R. Purvis	5	38	7.6	12	0
L. Blount	5	14	2.8	7	0
P. Parker	4	42	10.5	21	0
J. Stevens	3	43	14.3	22	0
K. Lumpkin	1	12	12.0	12	0
E. Lorig	1	10	10.0	10	0
K. Huggins	1	7	7.0	7	0
D. Penn	1	1	1.0	1t	1

BUCCANEERS	306	3,564	11.6	64	26
OPPONENTS	307	3,359	10.9	65t	23

INTERCEPTIONS	NO	YDS	AVG	LG	TD
A. Talib	6	91	15.2	45t	1
R. Barber	3	98	32.7	64	0
C. Grimm	2	24	12.0	13	1
S. Jones	1	45	45.0	31	0
G. Hayes	1	41	41.0	41t	1
S. Piscitelli	1	31	31.0	31	0
Q. Black	1	4	4.0	4	0
L. Asante	1	4	4.0	4	0
B. Ruud	1	1	1.0	1	0
C. Lynch	1	0	0.0	0	0
E. Biggers	1	0	0.0	0	0

BUCCANEERS	19	339	17.8	64	3
OPPONENTS	6	153	25.5	79t	1

TACKLES	SOLO	ASST.	TOTAL
B. Ruud	98	63	161
G. Hayes	78	26	104
R. Barber	88	14	102
S. Jones	66	23	89
Q. Black	52	36	88

SACKS		SPECIAL TEAM TACKLES	
S. White	4.5	A. Hayward	20
G. Hayes	4.0	D. Watson	19
T. Crowder	3.0	C. Lynch	18
G. McCoy	3.0	N. Koutouvides	14

BUCCANEERS	26.0
OPPONENTS	30.0

PUNTING	NO	YDS	AVG	NET	TB	IN20LG	BK
R. Malone	52	2,160	41.5	36.5	5	17	64
C. Bryan	23	860	37.4	34.3	0	7	57
C. Barth	1	33	33.0	13.0	1	0	33

BUCCANEERS	76	3,053	40.2	35.5	6	24	64
OPPONENTS	72	2,917	40.5	35.9	7	25	72

PUNT RETURNS	RET	FC	YDS	AVG	LONG	TD
M. Spurlock	28	16	193	6.9	23	0

BUCCANEERS	30	16	193	6.4	23	0
OPPONENTS	32	17	232	7.3	37	0

KICKOFF RETURNS	RET	YDS	AVG	LONG	TD
M. Spurlock	44	1129	25.7	89t	1
P. Parker	10	178	17.8	37	0
S. Stroughter	3	79	26.3	30	0

BUCCANEERS	57	1,386	24.3	89t	1
OPPONENTS	75	1,554	20.7	102t	1

USUAL STARTING LINEUP	DEFENSE:
-----------------------	----------

WR 19 Mike Williams	LE 96 Tim Crowder
LT 70 Donald Penn	DT 93 Gerald McCoy
LG 62 Ted Larsen	DT 90 Roy Miller
C 52 Jeff Faine	RE 91 Stylez G. White
RT 75 Davin Joseph	OLB 58 Quincy Black
RG 77 James Lee	MLB 51 Barrett Ruud
TE 82 Kellen Winslow	OLB 54 Geno Hayes
TE 88 John Gilmore	LCB 25 Aqib Talib
WR 17 Arrelous Benn	RCB 20 Ronde Barber
QB 5 Josh Freeman	SS 26 Sean Jones
RB 24 Carnell Williams	FS 35 Cody Grimm

2011

RECORD: 4-12 HEAD COACH: RAHEEM MORRIS

DATE	W/L	SCORE	OPPONENT	ATT.
9/11	L	20-27	DETROIT	51,274
9/18	W	24-20	at Minnesota	62,461
9/25	W	16-13	ATLANTA	46,995
10/3	W	24-17	INDIANAPOLIS	63,972
10/9	L	3-48	at San Francisco	69,732
10/16	W	26-20	NEW ORLEANS	56,590
10/23	L	18-24	CHICAGO (London)	76,981
11/6	L	16-27	at New Orleans	73,043
11/13	L	9-37	HOUSTON	56,037
11/20	L	26-35	at Green Bay	70,498
11/27	L	17-23	at Tennessee	69,143
12/4	L	19-38	CAROLINA	56,270
12/11	L	14-41	at Jacksonville	62,562
12/17	L	15-31	DALLAS	65,162
12/24	L	16-48	at Carolina	70,363
1/1	L	24-45	at Atlanta	68,167

	BUCS	OPP
TOTAL FIRST DOWNS	277	356
Rushing	74	135
Passing	180	188
Penalty	23	33
3rd Down: Made/Att (39.5%)	76/206 (36.9%)	73/185
4th Down: Made/Att	8/21 (38.1%)	9/13 (69.2%)
POSSESSION AVG.	29:01	30:59
TOTAL NET YARDS	5,108	6,311
Avg. Per Game	319.3	394.4
Total Plays	966	1,002
Avg. Per Play	5.3	6.3
NET YARDS RUSHING	1,458	2,497
Avg. Per Game	91.1	156.1
Total Rushes	346	498
NET YARDS PASSING	3,650	3,814
Avg. Per Game	228.1	238.4
Sacked/Yards Lost	32/188	23/148
Gross Yards	3,838	3,962
Attempts/Completions	588/365	481/301
Completion Pct.	62.1%	62.6%
Had Intercepted	24	14
PUNTS/AVERAGE	67/45.1	58/43.4
NET PUNTING AVG.	40.3	37.7
PENALTIES/YARDS	123/1,007	95/786
FUMBLES/BALL LOST	30/16	21/10
TOUCHDOWNS	30	61
Rushing	9	26
Passing	17	30
Returns	4	5

BY QUARTERS	1	2	3	4	OT	TOT
BUCCANEERS	34	96	65	92	0	287
OPPONENTS	126	178	86	104	0	494

SCORING	TD	R	P	RT	PAT	2-PT.	FG	S	Pts
C. Barth	0	0	0	0	23-23	0	26-28	0	101
D. Briscoe	6	0	6	0	0-0	0	0-0	0	36
L. Blount	5	5	0	0	0-0	0	0-0	0	30
J. Freeman	4	4	0	0	0-0	0	0-0	0	24
A. Benn	3	0	3	0	0-0	0	0-0	0	18
P. Parker	3	0	3	0	0-0	0	0-0	0	18
M. Williams	3	0	3	0	0-0	0	0-0	0	18
K. Winslow	2	0	2	0	0-0	2	0-0	0	16
E. Mack	2	0	0	2	0-0	0	0-0	0	12
D. Watson	1	0	0	1	0-0	0	0-0	0	6
R. Barber	0	0	0	0	0-0	0	0-0	1	2

BUCCANEERS	30	9	17	4	23-23	2-7	26-28	1	287
OPPONENTS	61	26	30	5	59-60	0-1	23-29	0	494

RUSHING	NO	YDS	AVG	LG	TD
L. Blount	184	781	4.2	54t	5
J. Freeman	55	238	4.3	25	4
E. Graham	37	206	5.6	34	0
K. Lumpkin	31	105	3.4	19	0
J. Johnson	11	67	6.1	14	0
M. Madu	15	55	3.7	15	0
A. Bradford	5	13	2.6	4	0
M. Williams	1	3	3.0	3	0
P. Parker	1	-3	-3.0	-3	0
A. Benn	6	-7	-1.2	9	0
BUCCANEERS	346	1,458	4.2	54t	9
OPPONENTS	498	2,497	5.0	81t	26

RECEIVING	NO	YDS	AVG	LG	TD
K. Winslow	75	763	10.2	37	2
M. Williams	65	771	11.9	42	3
K. Lumpkin	41	291	7.1	16	0
P. Parker	40	554	13.9	51	3
D. Briscoe	35	387	11.1	46	6
A. Benn	30	441	14.7	65t	3
E. Graham	26	163	6.3	19	0
L. Blount	15	148	9.9	35	0
L. Stocker	12	92	7.7	24	0
M. Madu	10	72	7.2	15	0
E. Lorig	6	53	8.8	22	0
S. Stroughter	4	52	13.0	29	0
Z. Pinalto	4	40	10.0	15	0
M. Spurlock	2	13	6.5	7	0

BUCCANEERS	365	3,838	10.5	65t	17
OPPONENTS	301	3,962	13.2	91t	30

INTERCEPTIONS	NO	YDS	AVG	LG	TD
R. Barber	3	12	4.0	12	0
T. Jackson	2	59	29.5	43	0
A. Talib	2	55	27.5	28t	2
E. Mack	2	47	23.5	40t	1
C. Lynch	1	14	14.0	14	0
G. Hayes	1	8	8.0	8	0
E. Biggers	1	0	0.0	0	0
M. Foster	1	0	0.0	0	0
Q. Black	1	0	0.0	0	0

BUCCANEERS	14	195	13.9	43	3
OPPONENTS	24	266	11.1	32	2

TACKLES	SOLO	ASST.	TOTAL
M. Foster	74	52	126
S. Jones	78	14	92
G. Hayes	56	30	86
R. Barber	70	7	77
Q. Black	52	23	75

SACKS		SPECIAL TEAM TACKLES	
A. Clayborn	7.5	A. Hayward	10
M. Bennett	4.0	C. Lynch	7
B. Price	3.0	E. Biggers	7
M. Foster	2.0	D. Watson	6
D. Bowers	1.5	E. Lorig	6

BUCCANEERS	23.0
OPPONENTS	32.0

PUNTING	NO	YDS	AVG	NET	TB	IN20	LG	BK
M. Koenen	67	3,023	45.1	40.3	3	24	65	0

BUCCANEERS	67	3,023	45.1	40.3	3	24	65	0
OPPONENTS	58	2,518	43.4	37.7	5	17	63	0

PUNT RETURNS	RET	FC	YDS	AVG	LONG	TD
P. Parker	23	13	210	9.1	34	0
M. Spurlock	6	1	21	3.5	15	0

BUCCANEERS	29	14	231	8.0	34	0
OPPONENTS	36	14	266	7.4	55	0

KICKOFF RETURNS	RET	YDS	AVG	LONG	TD
S. Stroughter	20	540	27.0	78	0
P. Parker	20	439	22.0	45	0
M. Spurlock	2	33	16.5	21	0
D. Briscoe	1	12	12.0	12	0

BUCCANEERS	46	1,024	22.3	78	0
OPPONENTS	25	570	22.8	84t	1

FIELD GOALS	1-19	20-29	30-39	40-49	50+	LG
C. Barth	0/0	5/5	6/6	13/14	2/3	55

BUCCANEERS	0/0	5/5	6/6	13/14	2/3	53
OPPONENTS	1/1	12/13	7/8	2/6	1/1	52

USUAL STARTING LINEUP				OFFENSE:				DEFENSE:			
WR	19	Mike Williams	LE	71	Michael Bennett						
LT	70	Donald Penn	DT	93	Gerald McCoy						
LG	76	Jeremy Zuttah	DT	92	Brian Price						
C	52	Jeff Faine	RE	94	Adrian Clayborn						
RG	75	Davin Joseph	OLB	58	Quincy Black						
RT	65	Jeremy Trueblood	MLB	59	Mason Foster						
TE	82	Kellen Winslow	OLB	54	Geno Hayes						
TE	88	Luke Stocker	LCB	25	Aqib Talib						
WR	17	Arrellous Benn	RCB	20	Ronde Barber						
QB	5	Josh Freeman	SC	26	Sean Jones						
RB	27	LeGarrette Blount	FS	36	Tanard Jackson						

PASSING	ATT.	CMP.	YDS.	CMP%	YDS/ATT	TD	TD%	INT	INT%	LONG	SK/LOST	RTG
J. Freeman	551	346	3592	62.8%	6.5	16	2.9%	22	4.0%	65t	29/164	74.6
J. Johnson	36	19	246	52.8%	6.8	1	2.8%	2	5.6%	42	3/24	60.7
M. Spurlock	1	0	0	0.0%	0.0	0	0.0%	0	0.0%	0	0/0	39.6
BUCCANEERS	588	365	3838	62.1%	6.5	17	2.9%	24	4.1%	65t	32/188	73.7
OPPONENTS	481	301	3962	62.6%	8.2	30	6.2%	14	2.9%	91t	23/148	97.2

DATE	W/L	SCORE	OPPONENT	ATT.
9/9	W	16-10	CAROLINA	51,533
9/16	L	34-41	at N.Y. Giants	76,964
9/23	L	10-16	at Dallas	81,984
9/30	L	22-24	WASHINGTON	58,191
10/14	W	38-10	KANSAS CITY	46,500
10/21	L	28-35	NEW ORLEANS	58,906
10/25	W	36-17	at Minnesota	60,860
11/4	W	42-32	at Oakland	52,055
11/11	W	34-24	SAN DIEGO	54,813
11/18	W	27-21	at Carolina (OT)	72,603
11/25	L	23-24	ATLANTA	54,400
12/2	L	23-31	at Denver	76,432
12/9	L	21-23	PHILADELPHIA	64,941
12/16	L	0-41	at New Orleans	73,096
12/23	L	13-28	ST. LOUIS	51,535
12/30	W	22-17	at Atlanta	69,644

		BUCS	OPP
TOTAL FIRST DOWNS		301	
329			
Rushing	89		75
Passing	188		
226			
Penalty	24		28
3rd Down: Made/Att. (40.2%)	76/212 (35.8%)		88/219
4th Down: Made/Att.	7/17 (41.2%)		6/14 (42.9%)
POSSESSION AVG.	30:11		29:49
TOTAL NET YARDS	5820		6078
Avg. Per Game	363.8		379.9
Total Plays	1,008		1,031
Avg. Per Play	5.8		5.9
NET YARDS RUSHING	1,837		1,320
Avg. Per Game	114.8		82.5
Total Rushes	416		377
NET YARDS PASSING	3,983		4,758
Avg. Per Game	248.9		297.4
Sacked/Yards Lost	26/161		27/193
Gross Yards	4,144		4,951
Att./Completions	566/311		627/410
Completion Pct.	54.9		65.4
Had Intercepted	17		18
PUNTS/AVERAGE	77/44.7		79/45.1
NET PUNTING AVERAGE	37.4		40.0
PENALTIES/YARDS	101/819		103/851
FUMBLES/FUMBLES LOST	16/6		16/8
TOUCHDOWNS	44		48
Rushing	13		13
Passing	27		30
Returns	4		5

BY QUARTERS	1	2	3	4	OT	TOT
BUCCANEERS	94	77	88	124	6	389
OPPONENTS	71	127	73	123	0	394

SCORING	TD	R	P	RT	PAT	2-PT.	FG	S	P	TDS
C. Barth	0	0	0	0	39-39	0	28-33	0	123	
D. Martin	12	11	1	0	0-0	0	0-0	0	72	
M. Williams	8	0	9	0	0-0	0	0-0	0	84	
V. Jackson	8	0	0	0	0-0	1	0-0	0	50	
D. Clark	4	0	4	0	0-0	0	0-0	0	50	
L. Blount	2	2	0	0	0-0	0	0-0	0	24	
R. Underwood	2	0	2	0	0-0	0	0-0	0	12	
N. Byham	1	0	1	0	0-0	0	0-0	0	6	
A. Hayward	1	0	0	1	0-0	0	0-0	0	6	
L. Johnson	1	0	0	1	0-0	0	0-0	0	6	
E. Lorig	1	0	1	0	0-0	0	0-0	0	6	
L. Stocker	1	0	1	0	0-0	0	0-0	0	6	
E. Wright	1	0	0	1	0-0	0	0-0	0	6	

BUCCANEERS	44	13	27	4	39-39	1-4	28-33	0	389
OPPONENTS	48	13	30	5	45-45	2-3	19-28	0	394

RUSHING	NO	YDS	AVG	LG	TD
D. Martin	319	1,454	4.6	70t	11
L. Blount	41	151	3.7	35	2
J. Freeman	39	139	3.6	13	0
D. Ware	11	51	4.6	17	0
K. Tandy	1	18	18.0	18	0
A. Benn	3	16	5.3	9	0
P. Parker	1	7	7.0	7	0
T. Underwood	1	1	1.0	1	0
BUCCANEERS	416	1,837	4.4	70t	13
OPPONENTS	377	1,320	3.5	64t	13

PASSING	ATT.	CMP.	YDS.	CMP%	YDS/ATT	TD	TD%	INT	INT%	LONG	SK/LOST	RTG
Freeman	558	306	4,065	54.8	7.28	27	4.8	17	3.0	95	26/161	81.6
Orlovsky	7	4	51	57.1	7.29	0	0.0	0	0.0	24	0/0	80.1
Williams	1	1	28	100.0	28.00	0	0.0	0	0.0	28	0/0	118.8
BUCCANEERS	566	311	4,144	54.9	7.32	27	4.8	17	3.0	95	26/161	81.8
OPPONENTS	627	410	4,951	65.4	7.90	30	4.8	18	2.9	80t	27/193	93.5

RECEIVING	NO	YDS	AVG	LG	TD
Jackson	72	1,384	19.2	95	8
Williams	63	996	15.8	65	9
Martin	49	472	9.6	64t	1
Clark	47	435	9.3	33	4
Underwood	28	425	15.2	62	2
Stocker	16	165	10.3	33	1
Ware	14	100	7.1	23	0
Lorig	12	83	6.9	16	1
Benn	4	26	6.5	9	0
Byham	3	18	6.0	10	1
Owusu, C.	1	24	24.0	24	0
Stroughter	1	14	14.0	14	0
Blount	1	2	2.0	2	0

BUCCANEERS	311	4,144	13.3	95	27
OPPONENTS	410	4,951	12.1	80t	30

INTERCEPTIONS	NO	YDS	AVG	LG	TD
R. Barber	4	160	40.0	78t	1
L. Johnson	3	86	28.7	83t	1
A. Black	2	34	17.0	34	0
E. Wright	1	60	60.0	60t	1
B. McDonald	1	40	40.0	40	0
L. David	1	27	27.0	27	0
M. Barron	1	12	12.0	12	0
E. Biggers	1	0	0.0	0	0
M. Foster	1	0	0.0	0	0
D. Gorrier	1	0	0.0	0	0
L. Lewis	1	0	0.0	0	0
A. Talib	1	0	0.0	0	0

BUCCANEERS	18	419	23.3	83t	3
OPPONENTS	17	269	15.8	74t	3

TACKLES	SOLO	ASST.	TOTAL
L. David	112	27	139
M. Foster	80	24	104
R. Barber	70	21	91
M. Barron	72	9	89
E. Biggers	39	9	48

SACKS	SPECIAL TEAM TACKLES			
M. Bennett	9.0	E. Lorig		7
G. McCoy	5.0	D. Watson		7
D. Te'o-Nesheim	4.0	A. Economos		6
D. Bowers	3.0	A. Hayward		6

BUCCANEERS	23.0			
OPPONENTS	32.0			

PUNTING	NO	YDS	AVG	NET	BT	IN20LG	BK
M. Koenen	76	3440	45.3	37.4	6	22	64

BUCCANEERS	77	3,440	44.7	37.4	6	22	64
OPPONENTS	79	3,563	45.1	40.0	4	21	66

PUNT RETURNS	RET	FC	YDS	AVG	LONG	TD
R. Parrish	30	15	298	9.9	39	0
J. Shipley	3	1	10	3.3	9	0
S. Stroughter	3	3	16	5.3	13	0

BUCCANEERS	36	19	324	9.0	39	0
OPPONENTS	40	16	440	11.0	45	0

KICKOFF RETURNS	RET	YDS	AVG	LONG	TD
A. Benn	13	306	23.5	55	0
L. Lewis	5	106	21.2	33	0
R. Parrish	4	86	21.5	25	0
M. Smith	3	55	18.3	23	0
T. Underwood	2	47	23.5	25	0
D. Ware	2	25	12.5	18	0
A. Black	1	3	3.0	3	0
V. Jackson	1	2	2.0	2	0

BUCCANEERS	31	630	20.3	55	0
OPPONENTS	27	680	25.2	44	0

FIELD GOALS	1-19	20-29	30-39	40-49	50+	LG
C. Barth	0/0	7/7	3/4	12/13	6/9	57

BUCCANEERS	0/0	7/7	3/4	12/13	6/9	57
OPPONENTS	0/0	9/10	8/10	1/5	1/3	51

USUAL STARTING LINEUP			DEFENSE:		
WR	83	Vincent Jackson	LE	71	Michael Bennett
LT	70	Donald Penn	DT	93	Gerald McCoy
LG	76	Jeremy Zuttah	DT	90	Roy Miller
C	62	Led Larsen	RE	50	Daniel Te'o-Nesheim
RG	79	Jamon Meredith	OLB	57	Adam Hayward
RT	69	Demar Dotson	MLB	59	Mason Foster
TE	44	Dallas Clark	OLB	54	Lavonte David
TE	88	Luke Stocker	LCB	31	E.J. Biggers
WR	19	Mike Williams	RCB	21	Eric Wright
QB	5	Josh Freeman	SS	24	Mark Barron
RB	22	Doug Martin	FS	20	Ronde Barber

2013

RECORD: 4-12 HEAD COACH: GREG SCHIANO

DATE	W/L	SCORE	OPPONENT	ATT.
9/8	L	17-18	at N.Y. Jets	76,957
9/15	L	14-16	NEW ORLEANS	60,870
9/22	L	3-23	at New England	68,756
9/29	L	10-13	ARIZONA	44,956
10/13	L	20-31	PHILADELPHIA	62,505
10/20	L	23-31	at Atlanta	69,522
10/24	L	13-31	CAROLINA	59,073
11/3	L	24-27	at Seattle	67,873
11/11	W	22-19	MIAMI	64,448
11/17	W	41-28	ATLANTA	55,360
11/24	W	24-21	at Detroit	62,098
12/1	L	6-27	at Carolina	72,795
12/8	W	27-6	BUFFALO	59,194
12/15	L	14-33	SAN FRANCISCO	64,142
12/22	L	13-23	at St. Louis	54,423
12/29	L	17-42	at New Orleans	73,150

	BUCS	OPP
TOTAL FIRST DOWNS	269	324
Rushing	75	95
Passing	157	190
Penalty	37	39
3rd Down: Made/Att.	69/221 31.2%	80/204 39.2%
4th Down: Made/Att.	8/22 36.4%	8/14 57.1%
POSSESSION AVG.	29:24	30:36
TOTAL NET YARDS	4,432	5,568
Avg. Per Game	277.0	348.0
Total Plays	981	1,020
Avg. Per Play	4.5	5.5
NET YARDS RUSHING	1,612	1,762
Avg. Per Game	100.8	110.1
Total Rushes	420	438
NET YARDS PASSING	2,820	3,806
Avg. Per Game	176.3	237.9
Sacked/Yards Lost	47/361	35/255
Gross Yards	3,181	4,061
Att./Completions	514/291	547/352
Completion Pct.	56.6	64.4
Had Intercepted	12	21
PUNTS/AVERAGE	87/44.2	68/44.1
NET PUNTING AVERAGE	38.3	39.0
PENALTIES/YARDS	121/1,136	105/1,012
FUMBLES/FUMBLES LOST	18/9	18/10
TOUCHDOWNS	31	42
Rushing	6	10
Passing	22	30
Returns	3	2

BY QUARTERS	1	2	3	4	OT	TOT
-------------	---	---	---	---	----	-----

BUCCANEERS	80	125	33	50	0	288
-------------------	-----------	------------	-----------	-----------	----------	------------

OPPONENTS	64	140	76	106	3	389
-----------	----	-----	----	-----	---	-----

SCORING	TD	R	P	RT	PT	2-PT.	FG	S	PTS
---------	----	---	---	----	----	-------	----	---	-----

R. Lindell	0	0	0	0	31-31	0	23-29	0	100
------------	---	---	---	---	-------	---	-------	---	-----

V. Jackson	7	0	7	0	0-0	0	0-0	0	42
------------	---	---	---	---	-----	---	-----	---	----

B. Rainey	6	5	1	0	0-0	0	0-0	0	36
-----------	---	---	---	---	-----	---	-----	---	----

T. Wright	5	0	5	0	0-0	0	0-0	0	30
-----------	---	---	---	---	-----	---	-----	---	----

T. Underwood	4	0	4	0	0-0	0	0-0	0	24
--------------	---	---	---	---	-----	---	-----	---	----

M. Foster	2	0	0	2	0-0	0	0-0	0	12
-----------	---	---	---	---	-----	---	-----	---	----

M. Williams	2	0	2	0	0-0	0	0-0	0	12
-------------	---	---	---	---	-----	---	-----	---	----

T. Crabtree	1	0	1	0	0-0	0	0-0	0	6
-------------	---	---	---	---	-----	---	-----	---	---

L. Johnson	1	0	1	0	0-0	0	0-0	0	6
------------	---	---	---	---	-----	---	-----	---	---

D. Martin	1	1	0	0	0-0	0	0-0	0	6
-----------	---	---	---	---	-----	---	-----	---	---

K. Ogletree	1	0	1	0	0-0	0	0-0	0	6
-------------	---	---	---	---	-----	---	-----	---	---

D. Penn	1	0	1	0	0-0	0	0-0	0	6
---------	---	---	---	---	-----	---	-----	---	---

L. David	0	0	0	0	0-0	0	0-0	1	2
----------	---	---	---	---	-----	---	-----	---	---

BUCCANEERS	31	6	22	3	31-31	0-0	23-29	1	288
-------------------	-----------	----------	-----------	----------	--------------	------------	--------------	----------	------------

OPPONENTS	42	10	30	2	40-40	1-2	31-32	1	389
-----------	----	----	----	---	-------	-----	-------	---	-----

RUSHING	NO	YDS	AVG	LG	TD
---------	----	-----	-----	----	----

B. Rainey	137	532	3.9	80t	5
-----------	-----	-----	-----	-----	---

D. Martin	127	456	3.6	28	1
-----------	-----	-----	-----	----	---

M. James	60	295	4.9	24	0
----------	----	-----	-----	----	---

B. Leonard	47	182	3.9	24	0
------------	----	-----	-----	----	---

M. Glennon	27	37	1.4	16	0
------------	----	----	-----	----	---

M. Hill	9	23	2.6	10	0
---------	---	----	-----	----	---

D. Goldson	1	22	22.0	22	0
------------	---	----	------	----	---

J. Freeman	5	20	4.0	13	0
------------	---	----	-----	----	---

S. Dawson	2	15	7.5	14	0
-----------	---	----	-----	----	---

E. Page	2	14	7.0	19	0
---------	---	----	-----	----	---

J. Demps	1	14	14.0	14	0
----------	---	----	------	----	---

T. Wright	1	2	2.0	2	0
-----------	---	---	-----	---	---

V. Jackson	1	0	0.0	0	0
------------	---	---	-----	---	---

BUCCANEERS	420	1,612	3.8	80t	6
-------------------	------------	--------------	------------	------------	----------

OPPONENTS	438	1,762	4.0	56	10
-----------	-----	-------	-----	----	----

PASSING	ATT.	CMP.	YDS.	CMP%	YDS/ATT
---------	------	------	------	------	---------

M. Glennon	416	247	2608	59.4	6.27
------------	-----	-----	------	------	------

J. Freeman	94	43	571	45.7	6.07
------------	----	----	-----	------	------

M. Koenen	2	0	0	0.0	0.00
-----------	---	---	---	-----	------

M. James	1	1	2	100.0	2.00
----------	---	---	---	-------	------

B. Rainey	1	0	0	0.0	0.00
-----------	---	---	---	-----	------

BUCCANEERS	514	291	3181	56.6	6.19
-------------------	------------	------------	-------------	-------------	-------------

OPPONENTS	547	352	4061	64.4	7.42
-----------	-----	-----	------	------	------

RECEIVING	NO	YDS	AVG	LG	TD
V. Jackson	78	1,224	15.7	60	7
T. Wright	54	571	10.6	36	5
B. Leonard	29	179	6.2	19	0
T. Underwood	28	440	18.3	85t	4
M. Williams	22	216	9.8	28	2
C. Owusu	13	114	8.8	20	0
D. Martin	12	66	5.5	13	0
E. Lorig	11	47	4.3	20	0
B. Rainey	11	27	2.5	11	1
M. James	10	43	4.3	20	0
K. Ogletree	8	70	8.8	20	1
E. Page	4	68	17.0	30	0
T. Crabtree	4	21	5.3	14	1
N. Byham	3	38	12.7	34	0
J. Demps	2	21	10.5	10	0
M. Hill	2	23	11.5	12	0
S. Dawson	2	12	6.0	9	0
D. Penn	1	1	1.0	1	1

BUCCANEERS	291	3,181	10.9	85t	22
-------------------	------------	--------------	-------------	------------	-----------

OPPONENTS	352	4,061	11.5	80t	30
-----------	-----	-------	------	-----	----

INTERCEPTIONS	NO	YDS	AVG	LG	TD
---------------	----	-----	-----	----	----

L. David	5	87	17.4	32	0
----------	---	----	------	----	---

M. Foster	3	122	40.7	85t	0
-----------	---	-----	------	-----	---

K. Tandy	3	42	14.0	20	0
----------	---	----	------	----	---

J. Banks	3	33	11.0	18	0
----------	---	----	------	----	---

M. Barron	2	3	1.5	3	0
-----------	---	---	-----	---	---

D. Revis	2	3	1.5	3	0
----------	---	---	-----	---	---

L. Johnson	1	48	48.0	48t	1
------------	---	----	------	-----	---

D. Goldson	1	0	0.0	0	0
------------	---	---	-----	---	---

D. Watson	1	0	0.0	0	0
-----------	---	---	-----	---	---

BUCCANEERS	21	338	16.1	85t	3
-------------------	-----------	------------	-------------	------------	----------

OPPONENTS	12	135	11.3	38	0
-----------	----	-----	------	----	---

TACKLES	SOLO	ASST.	TOTAL
---------	------	-------	-------

L. David	105	39	144
----------	-----	----	-----

M. Foster	62	28	90
-----------	----	----	----

M. Barron	70	18	88
-----------	----	----	----

D. Goldson	52	18	70
------------	----	----	----

A. Clayborn	44	20	64
-------------	----	----	----

SACKS		SPECIAL TEAM TACKLES
-------	--	----------------------

G. McCoy	9.5	A. Hayward	11
----------	-----	------------	----

L. David	7.0	J. Casillas	9
----------	-----	-------------	---

A. Clayborn	5.5	R. Shepard	6
-------------	-----	------------	---

BUCCANEERS	35.0		
-------------------	-------------	--	--

OPPONENTS	47.0		
-----------	------	--	--

PUNTING	NO	YDS	AVG	NET	TB	IN20LG	BK
---------	----	-----	-----	-----	----	--------	----

M. Koenen	87	3,846	44.2	38.3	6	19	62
-----------	----	-------	------	------	---	----	----

BUCCANEERS	87	3,846	44.2	38.3	6	19	62
-------------------	-----------	--------------	-------------	-------------	----------	-----------	-----------

OPPONENTS	68	3,002	44.1	39.0	4	32	84
-----------	----	-------	------	------	---	----	----

PUNT RETURNS	RET	FC	YDS	AVG	LONG	TD
--------------	-----	----	-----	-----	------	----

E. Page	23	20	251	10.9	52	0
---------	----	----	-----	------	----	---

S. Dawson	1	0	17	17.0	17	0
-----------	---	---	----	------	----	---

BUCCANEERS	24	20	268	11.2	52	0
-------------------	-----------	-----------	------------	-------------	-----------	----------

OPPONENTS	35	20	393	11.2	71	0
-----------	----	----	-----	------	----	---

KICKOFF RETURNS	RET	YDS	AVG	LONG	TD
-----------------	-----	-----	-----	------	----

E. Page	22	548	24.9	44	0
---------	----	-----	------	----	---

J. Demps	4	93	23.3	29	0
----------	---	----	------	----	---

S. Dawson	3	67	22.3	25	0
-----------	---	----	------	----	---

D. Martin	1	40	40.0	40	0
-----------	---	----	------	----	---

K. Ogletree	1	25	25.0	25	0
-------------	---	----	------	----	---

S. Larsen	1	17	17.0	17	0
-----------	---	----	------	----	---

E. Rainey	1	15	15.0	15	0
-----------	---	----	------	----	---

E. Lorig	1	6	6.0	6	0
----------	---	---	-----	---	---

BUCCANEERS	34	811	23.9	44	0
-------------------	-----------	------------	-------------	-----------	----------

OPPONENTS	24	452	18.8	30	0
-----------	----	-----	------	----	---

FIELD GOALS	1-19	20-29	30-39	40-49	50+	LG
-------------	------	-------	-------	-------	-----	----

R. Lindell	0/0	3/3	12/14	4/6	4/6	54
------------	-----	-----	-------	-----	-----	----

BUCCANEERS	0/0	3/3	12/14	4/6	4/6	54
-------------------	------------	------------	--------------	------------	------------	-----------

OPPONENTS	0/0	10/10	5/5	14/15	2/2	53
-----------	-----	-------	-----	-------	-----	----

USUAL STARTING LINEUP		
-----------------------	--	--

OFFENSE:		DEFENSE:
----------	--	----------

WR 83 Vincent Jackson	LE 50 Daniel Te'o-Nesheim
-----------------------	---------------------------

LT 70 Donald Penn	DT 93 Gerald McCoy
-------------------	--------------------

LG 79 Jamon Meredith	DT 97 Akeem Spence
----------------------	--------------------

C 76 Jeremy Zuttah	RE 94 Adrian Clayborn
--------------------	-----------------------

RG 75 Davin Joseph	MLB 59 Mason Foster
--------------------	---------------------

DATE	W/L	SCORE	OPPONENT	ATT.
9/7	L	14-20	CAROLINA	64,442
9/14	L	17-19	ST. LOUIS	59,923
9/18	L	14-56	at Atlanta	70,318
9/28	W	27-24	at Pittsburgh	62,910
10/5	L	31-37 (OT)	at New Orleans	73,004
10/12	L	17-48	BALTIMORE	60,041
10/26	L	13-19 (OT)	MINNESOTA	56,577
11/2	L	17-22	at Cleveland	67,431
11/9	L	17-27	ATLANTA	57,751
11/16	W	27-7	at Washington	77,442
11/23	L	13-21	at Chicago	61,109
11/30	L	13-14	CINCINNATI	56,340
12/7	L	14-34	at Detroit	61,489
12/14	L	17-19	at Carolina	72,842
12/21	L	3-20	GREEN BAY	64,247
12/29	L	20-23	NEW ORLEANS	58,952

	BUCS	OPP
TOTAL FIRST DOWNS	263	353
Rushing	72	103
Passing	162	223
Penalty	29	27
3rd Down: Made/Att.	76/203 37.4%	93/213
4th Down: Made/Att.	4/12 33.3%	5/9 55.6%
POSSESSION AVG.	27:07	32:53
TOTAL NET YARDS	4,672	5,903
Avg. Per Game	292.0	368.9
Total Plays	936	1,067
Avg. Per Play	5.0	5.5
NET YARDS RUSHING	1,375	1,819
Avg. Per Game	85.9	113.7
Total Rushes	353	468
NET YARDS PASSING	3,297	4,084
Avg. Per Game	206.1	255.3
Sacked/Yards Lost	52/326	36/210
Gross Yards	3,623	4,294
Att./Completions	531/301	563/387
Completion Pct.	56.7	68.7
Had Intercepted	20	14
PUNTS/AVERAGE	79/39.9	64/44.2
NET PUNTING AVERAGE	37.1	37.5
PENALTIES/YARDS	118/939	106/935
FUMBLES/FUMBLES LOST	29/13	25/11
TOUCHDOWNS	31	46
Rushing	7	15
Passing	21	28
Returns	3	2

BY QUARTERS	1	2	3	4	OT	TOT
BUCCANEERS	43	80	52	102	0	277
OPPONENTS	102	103	107	86	12	410

SCORING	TD	R	P	RT	PAT	2-PT.	FG	S	Pts
P. Murray	0	0	0	0	31-31	0	20-24	0	91
M. Evans	12	0	12	0	0-0	0	0-0	0	75
J. McCown	2	3	0	0	0-0	0	0-0	0	18
V. Jackson	0	0	0	0	0-0	0	0-0	0	12
D. Lansasah	2	0	0	0	0-0	0	0-0	0	12
D. Martin	2	2	0	0	0-0	0	0-0	0	12
L. Murphy	2	0	1	0	0-0	0	0-0	0	12
B. Rainey	2	1	0	0	0-0	0	0-0	0	12
A. Seferian-Jenkins	0	2	0	0	0-0	0	0-0	0	12
J. Banks	1	0	0	0	0-0	0	0-0	0	6
R. Herron	1	0	1	0	0-0	0	0-0	0	6
C. Owusu	1	0	1	0	0-0	0	0-0	0	6
C. Sims	1	1	0	0	0-0	0	0-0	0	6
BUCCANEERS	31	7	21	3	31-31	0	20-24	0	277
OPPONENTS	46	15	28	3	41-41	1-3	29-39	2	410

RUSHING	NO	YDS	AVG	LG	TD
D. Martin	134	494	3.7	63	2
B. Rainey	94	406	4.3	31	1
C. Sims	66	185	2.8	20	1
J. McCown	25	127	5.1	16t	3
J. Lane	3	58	19.3	54	0
M. Glennon	10	49	4.9	19	0
M. James	19	37	1.9	9	0
S. Patton	1	19	19.0	19	0
R. Herron	1	0	0.0	0	0
BUCCANEERS	353	1,375	3.9	63	7
OPPONENTS	468	1,819	3.9	57	15

PASSING	ATT.	CMP.	YDS.	CMP%	YDS/ATT	TD	TD%	INT	INT%	LONG	SK/LOST	RTG
J. McCown	327	184	2,206	56.3	6.57	11	3.4	14	4.3	56t	36/235	70.5
M. Glennon	203	117	1,417	57.6	6.98	10	4.9	6	3.0	41	16/91	83.3
B. Rainey	1	0	0	0.0	0.00	0	0.0	0	0.0	0	0/0	39.6
BUCCANEERS	531	301	3,623	56.7	6.82	21	4.0	20	2.8	56t	52/326	75.2
OPPONENTS	563	387	4,294	68.7	7.63	28	5.0	14	2.5	56t	36/210	97.4

RECEIVING	NO	YDS	AVG	LG	TD
V. Jackson	70	1,002	14.3	50	2
M. Evans	68	1,051	15.5	56t	12
B. Rainey	33	315	9.5	24	1
L. Murphy	31	380	12.3	54	2
B. Myers	22	190	8.6	26	0
A. Seferian-Jenkins	21	221	10.5	30	2
C. Sims	19	190	10.0	24	0
D. Martin	13	64	4.9	20	0
L. Stocker	7	41	5.9	11	0
R. Herron	6	58	9.7	16	1
R. Shepard	4	63	15.8	23	0
C. Owusu	2	20	10.0	19t	1
T. King	2	13	6.5	7	0
C. Brate	1	17	17.0	17	0
J. Lane	1	3	3.0	3	0
M. James	1	-5	-5.0	-5	0

BUCCANEERS	301	3,623	12.0	56t	21
OPPONENTS	387	4,294	11.1	56t	28

INTERCEPTIONS	NO	YDS	AVG	LG	TD
J. Banks	4	69	17.3	32	1
D. Lansasah	3	60	20.0	33t	2
A. Verner	2	26	13.0	26	0
C. McDonald	3	3	3.0	3	0
K. Tandy	1	3	3.0	3	0
B. Dixon	1	0	0.0	0	0
B. McDougald	1	0	0.0	0	0
L. Johnson	1	-6	-6.0	-6	0

BUCCANEERS	14	155	11.1	33t	3
OPPONENTS	20	191	9.6	54	1

TACKLES	SOLO	ASST.	TOTAL
L. David	101	45	146
D. Goldson	80	62	80
D. Lansasah	58	21	79
A. Verner	58	18	76
M. Foster	40	22	62

SACKS				
G. McCoy	8.5	R. Shepard	14	
J. Smith	6.5	D. Fletcher	10	
C. McDonald	5.0	O. Lemon/B.		
Magee	6			

BUCCANEERS	36.0
OPPONENTS	52.0

PUNTING	NO	YDS	AVG	NET	TB	IN20LG	BK
M. Koenen	78	3,154	40.4	37.1	2	17	56
BUCCANEERS	78	3,154	40.4	37.1	2	17	56
OPPONENTS	64	2,826	44.2	37.5	9	20	71

PUNT RETURNS	RET	FC	YDS	AVG	LONG	TD
S. Patton	10	5	112	11.2	33	0
B. Rainey	7	3	55	7.9	14	0
M. Thigpen	4	8	65	16.3	53	0
T. Holliday	2	1	17	8.5	17	0

BUCCANEERS	23	17	249	10.8	53	0
OPPONENTS	32	26	185	5.8	62t	1

KICKOFF RETURNS	RET	YDS	AVG	LONG	TD
S. Patton	18	416	23.1	28	0
B. Rainey	6	158	26.3	33	0
M. Thigpen	6	120	20.0	28	0
T. Holliday	2	45	22.5	25	0
C. Owusu	1	45	45.0	45	0
L. Johnson	1	18	18.0	18	0
J. Lane	1	9	9.0	9	0
O. Lemon	1	8	8.0	8	0

BUCCANEERS	36	819	22.8	45	0
OPPONENTS	37	868	23.5	58	0

FIELD GOALS	1-19	20-29	30-39	40-49	50+	LG
P. Murray	0/0	2/3	7/8	6/7	5/6	55

BUCCANEERS	0/0	2/3	7/8	6/7	5/6	55
OPPONENTS	0/0	7/7	9/9	13/16	0/7	49

USUAL STARTING LINEUP				
OFFENSE:		DEFENSE:		
WR	83 Vincent Jackson	DE	92 William Gholston	
LT	73 Anthony Collins	DT	93 Gerald McCoy	
LG	70 Logan Mankins	DT	98 Clinton McDonald	
C	62 Evan Dietrich-Smith	DE	90 Michael Johnson	
RG	66 Patrick Oremah	SLB	51 Danny Lansasah	
RT	69 Demar Dotson	MLB	59 Mason Foster	
TE	87 Austin Seferian-Jenkins	WLB	54 Lavonte David	
WR	13 Mike Evans	CB	27 Johnthan Banks	
QB	12 Josh McCown	CB	21 Alterraun Verner	
RB	22 Doug Martin	SS	24 Mark Barron	
TE	82 Brandon Myers	FS	38 Dashon Goldson	

2015

RECORD: 6-10

HEAD COACH: LOVIE SMITH

DATE	W/L	SCORE	OPPONENT	ATT.
9/13	L	14-42	TENNESSEE	63,945
9/20	W	26-19	at New Orleans	73,006
9/27	L	9-19	at Houston	71,718
10/4	L	23-37	CAROLINA	57,468
10/11	W	38-31	JACKSONVILLE	58,490
10/25	L	30-31	at Washington	72,912
11/1	W	23-20 (OT)	at Atlanta	70,524
11/8	L	18-32	N.Y. GIANTS	64,351
11/15	W	10-6	DALLAS	64,133
11/22	W	45-17	at Philadelphia	69,596
11/29	L	12-25	at Indianapolis	65,696
12/6	W	23-19	ATLANTA	58,221
12/13	L	17-24	NEW ORLEANS	62,138
12/17	L	23-31	at St. Louis	51,295
12/27	L	21-26	CHICAGO	63,734
1/3	L	10-38	at Carolina	74,169

	BUCS	OPP
TOTAL FIRST DOWNS	336	351
Rushing	99	104
Passing	201	208
Penalty	36	39
3rd Down: Made/Att.	84/202 41.6%	97/211 46.0%
4th Down: Made/Att.	7/13 53.8%	4/6 66.7%
POSSESSION AVG.	28:43	31:17
TOTAL NET YARDS	6,014	5,446
Avg. Per Game	375.9	340.4
Total Plays	1,017	1,044
Avg. Per Play	5.9	5.2
NET YARDS RUSHING	2,162	1,606
Avg. Per Game	135.1	100.4
Total Rushes	455	466
NET YARDS PASSING	3,852	3,840
Avg. Per Game	240.8	240.0
Sacked/Yards Lost	27/190	38/232
Gross Yards	4,042	4,072
Att./Completions	535/315	540/378
Completion Pct.	58.3	70.0
Had Intercepted	15	11
PUNTS/AVERAGE	56/41.9	62/45.0
NET PUNTING AVERAGE	38.0	38.4
PENALTIES/YARDS	143/1195	104/859
FUMBLES/FUMBLES LOST	26/13	24/12
TOUCHDOWNS	37	47
Rushing	12	12
Passing	22	31
Returns	3	4

BY QUARTERS	1	2	3	4	OT	TOT
BUCCANEERS	58	117	74	90	3	342
OPPONENTS	85	132	95	105	0	417

SCORING	TD	R	P	RT	PAT 2-PT.	FG	S	PTS	
C. Barth	0	0	0	0	25-26	0	23-28	0	94
D. Martin	7	6	1	0	0-0	0	0-0	0	42
J. Winston	6	6	0	0	0-0	0	0-0	0	36
K. Brindza	0	0	0	0	6-8	0	6-12	0	24
A. Seferian-Jenkins	4	0	4	0	0-0	0	0-0	0	24
C. Sims	4	0	4	0	0-0	0	0-0	0	24
V. Jackson	3	0	3	0	0-0	1	0-0	0	20
C. Brate	3	0	3	0	0-0	0	0-0	0	18
M. Evans	3	0	3	0	0-0	0	0-0	0	18
L. David	1	0	0	1	0-0	0	0-0	0	6
D. Dye	1	0	1	0	0-0	0	0-0	0	6
A. Humphries	1	0	1	0	0-0	0	0-0	0	6
H. Jones	1	0	0	1	0-0	0	0-0	0	6
R. Shepard	1	0	1	0	0-0	0	0-0	0	6
J. Smith	1	0	0	1	0-0	0	0-0	0	6
L. Stocker	1	0	1	0	0-0	0	0-0	0	6
BUCCANEERS	37	12	22	3	25-26	1-3	29-40	0	342
OPPONENTS	47	12	31	4	42-45	0-2	31-34	0	417
RUSHING	NO	YDS	AVG	LG	TD				
D. Martin	288	1,402	4.9	84	6				
C. Sims	107	529	4.9	59	0				
J. Winston	54	213	3.9	21	6				
B. Rainey	5	18	3.6	7	0				
J. Lane	1	0	0.0	0	0				
BUCCANEERS	455	2,162	4.8	84	12				
OPPONENTS	466	1,606	3.4	21t	12				

RECEIVING	NO	YDS	AVG	LG	TD
M. Evans	74	1,206	16.3	68	3
C. Sims	51	561	11.0	56	4
V. Jackson	33	543	16.5	36	3
D. Martin	33	271	8.2	25	1
A. Humphries	27	260	9.6	27	1
C. Brate	23	288	12.5	46	3
A. Seferian-Jenkins	21	338	16.1	43t	4
B. Myers	12	127	10.6	17	0
D. Dye	11	132	12.0	44	1
L. Murphy	10	198	19.8	54	0
L. Stocker	9	61	6.8	14	1
R. Shepard	3	28	9.3	18	1
B. Rainey	3	16	5.3	8	0
J. Lane	2	13	6.5	8	0

BUCCANEERS	312	4,042	13.0	68	22
OPPONENTS	378	4,072	10.8	60t	31

INTERCEPTIONS	NO	YDS	AVG	LG	TD
L. David	3	19	6.3	20t	1
K. Alexander	2	15	7.5	15	0
B. McDougald	2	1	0.5	1	0
C. Conte	2	-4	-2.0	-2	0
A. Verner	1	44	44.0	28	0
S. Moore	1	18	18.0	18	0

BUCCANEERS	11	93	8.5	28	1
OPPONENTS	15	212	14.1	46t	2

TACKLES	SOLO	ASST.	TOTAL	
L. David	85	62	147	
K. Alexander		59	34	93
B. McDougald		67	20	87
C. Conte	58	20	78	
W. Gholston	47	20	67	

SACKS	SPECIAL TEAM TACKLES			
G. McCoy	8.5	R. Shepard	10	
J. Smith	7.0	B. Carter	8	
H. Jones	5.0	D. Lansanah	8	

BUCCANEERS	38.0			
OPPONENTS	27.0			

PUNTING	NO	YDS	AVG	NET	TB	IN20	LG	BK
J. Schum	56	2,348	41.9	38.0	4	15	60	0
BUCCANEERS	56	2,348	41.9	38.0	4	15	60	0
OPPONENTS	62	2,789	45.0	38.4	6	27	64	1

PUNT RETURNS	RET	FC	YDS	AVG	LONG	TD
B. Rainey	29	14	288	9.9	60	0
BUCCANEERS	29	17	249	10.8	53	0
OPPONENTS	27	15	140	5.2	24	0

KICKOFF RETURNS	RET	YDS	AVG	LONG	TD
B. Rainey	19	469	24.7	38	0
D. Dye	2	37	18.5	19	0
BUCCANEERS	21	506	24.1	38	0
OPPONENTS	35	882	25.2	102	0

FIELD GOALS	1-19	20-29	30-39	40-49	50+	LG
C. Barth	0/0	9/9	8/8	3/6	3/5	53
K. Brindza	0/0	2/2	2/3	1/3	2/4	58
BUCCANEERS	0/0	10/11	10/11	4/9	5/9	58
OPPONENTS	2/2	12/12	6/6	7/10	4/4	53

USUAL STARTING LINEUP	DEFENSE:			
OFFENSE:				
WR 83 Vincent Jackson	DE 92 William Gholston			
LT 76 Donovan Smith	DT 93 Gerald McCoy			
LG 70 Logan Mankins	DT 97 Akeem Spence			
C 68 Joe Hawley	DE 56 Jacques Smith			
RG 74 Ali Marpet	SLB 51 Danny Lansanah			
TE 78 Gosder Cherilus	MLB 58 Kwon Alexander			
RT 88 Luke Stocker	WLB 54 Lavonte David			
WR 13 Mike Evans	CB 26 Sterling Moore			
QB 3 Jameis Winston	CB 38 Jude Adjei-Barimah			
RB 22 Doug Martin	SS 23 Chris Conte			
FB 46 Jorvorskie Lane	FS 30 Bradley McDougald			

PASSING	ATT.	COMP.	YDS.	COMP%	YDS/ATT	TD	TD%	INT	INT%	LONG	SK/LOST	RTG
J. Winston	535	312	4,042	58.3	7.56	22	4.1	15	2.8	68	27/190	84.2
BUCCANEERS	535	312	4,042	58.3	7.56	22	4.1	15	2.8	68	27/190	84.2
OPPONENTS	540	378	4,072	70.0	7.54	31	5.7	11	2.0	60t	38/232	102.5

DATE	W/L	SCORE	OPPONENT	ATT.
9/11	W	31-24	at Atlanta	69,382
9/18	L	7-40	at Arizona	64,230
9/25	L	32-37	LOS ANGELES	55,009
10/2	L	7-27	DENVER	60,375
10/10	W	17-14	at Carolina	73,425
10/23	W	34-17	at San Francisco	70,178
10/30	L	24-30 (OT)	OAKLAND	61,068
11/3	L	28-43	ATLANTA	57,797
11/13	W	36-10	CHICAGO	62,898
11/20	W	19-17	at Kansas City	72,277
11/27	W	14-5	SEATTLE	63,674
12/4	W	28-21	at San Diego	53,832
12/11	W	16-11	NEW ORLEANS	62,140
12/18	L	20-26	at Dallas	93,101
12/24	L	24-31	at New Orleans	73,177
1/1	W	17-16	CAROLINA	62,037

	BUCS	OPP
TOTAL FIRST DOWNS	340	326
Rushing	80	102
Passing	220	203
Penalty	40	21
3rd Down: Made/Att.	94/212 43.9%	67/195
4th Down: Made/Att.	4/9 44.4%	8/10 80.0%
POSSESSION AVG.	30:32	29:28
TOTAL NET YARDS	5,542	5,887
Avg. Per Game	346.4	367.9
Total Plays	1,066	1,013
Avg. Per Play	5.2	5.8
NET YARDS RUSHING	1,616	1,875
Avg. Per Game	101.1	117.2
Total Rushes	453	427
NET YARDS PASSING	3,926	4,201
Avg. Per Game	245.4	250.8
Sacked/Yards Lost	35/239	38/234
Gross Yards	4,165	4,246
Att./Completions	578/355	548/347
Completion Pct.	61.4	63.3
Had Intercepted	18	17
PUNTS/AVERAGE	70/45.9	70/44.4
NET PUNTING AVERAGE	42.7	40.3
PENALTIES/YARDS	109/926	121/1,061
FUMBLES/FUMBLES LOST	19/9	21/12
TOUCHDOWNS	41	41
Rushing	8	15
Passing	29	24
Returns	4	2

BY QUARTERS	1	2	3	4	OT	TOT
BUCCANEERS	66	101	99	88	0	354
OPPONENTS	78	114	96	75	0	369

SCORING	TD	R	P	RT	PAT	2-PT.	FG	S	P	TDS
R. Aguayo	0	0	0	0	32-34	0	22-31	0	0	98
M. Evans	12	0	12	0	0-0	0	2-0	0	0	78
C. Brate	3	0	0	0	0-0	0	0-0	0	0	48
D. Martin	3	3	0	0	0-0	0	0-0	0	0	18
A. Humphries	2	0	2	0	0-0	1	0-0	0	0	14
J. Rodgers	2	2	0	0	0-0	0	0-0	0	0	12
R. Shepard	2	0	2	0	0-0	0	0-0	0	0	12
C. Sims	2	1	1	0	0-0	0	0-0	0	0	12
B. Myers	1	0	1	0	0-0	1	0-0	0	0	8
K. Alexander	1	0	0	1	0-0	0	0-0	0	0	6
P. Barber	1	1	0	0	0-0	0	0-0	0	0	6
C. Conte	1	0	0	1	0-0	0	0-0	0	0	6
A. Cross	1	0	1	0	0-0	1	0-0	0	0	6
L. David	1	0	0	1	0-0	0	0-0	0	0	6
B. Grimes	1	0	0	1	0-0	0	0-0	0	0	6
F. Martino	1	0	1	0	0-0	1	0-0	0	0	6
A. Seferian-Jenkins	1	0	1	0	0-0	0	0-0	0	0	6
J. Winston	1	1	0	0	0-0	0	0-0	0	0	6
Team	0	0	0	0	0-0	0	0-1	1	2	2

BUCCANEERS	41	8	29	4	32-34	4-7	22-31	1	354
OPPONENTS	41	15	24	2	34-35	2-5	27-36	2	369

RUSHING	NO	YDS	AVG	LG	TD
J. Rodgers	129	560	4.3	45	2
D. Martin	144	421	2.9	17	3
P. Barber	55	223	4.1	44	1
J. Winston	53	165	3.1	14	1
C. Sims	51	149	2.9	23	1
A. Smith	10	47	4.7	8	0
M. James	4	19	4.8	9	0
A. Humphries	5	18	3.6	8	0
R. Shepard	1	9	9.0	9	0
J. Huff	1	5	5.0	6	0
BUCCANEERS	453	1,616	3.6	45	8
OPPONENTS	427	1,875	4.4	42	15

PASSING	ATT.	CMP.	YDS.	CMP%	YDS/ATT	TD	TD%	INT	INT%	LONG	SK/LOST	RTG
Winston	567	345	4,090	60.8	7.21	28	4.9	18	3.2	45	35/239	86.1
Glennon	11	10	75	90.9	6.82	1	9.1	0	0.0	13	0/0	125.4
BUCCANEERS	578	355	4,165	61.4	7.21	29	5.0	18	3.1	45	35/239	87.0
OPPONENTS	548	347	4,246	63.3	7.75	24	4.4	17	3.1	68	38/234	88.8

RECEIVING	NO	YDS	AVG	LG	TD
M. Evans	96	1,321	13.8	45	12
C. Brate	57	860	11.6	38	8
A. Humphries	65	622	11.3	42	2
C. Sims	24	190	7.9	43	1
R. Shepard	23	341	14.8	24	2
V. Jackson	15	173	11.5	18	0
D. Martin	14	134	9.6	27	0
J. Rodgers	13	98	7.5	21	0
C. Shorts	11	152	13.8	22	0
F. Martino	8	142	17.8	43	1
B. Myers	7	59	8.4	12	1
A. Smith	6	77	12.8	30	0
A. Cross	6	38	6.3	10	1
P. Barber	5	28	5.6	11	0
L. Stocker	5	23	4.6	11	0
M. James	4	22	5.5	6	0
A. Seferian-Jenkins	3	44	14.7	30	1
J. Huff	3	41	13.7	17	0

BUCCANEERS	355	4,165	11.7	45	29
OPPONENTS	347	4,246	12.2	68	24

INTERCEPTIONS	NO	YDS	AVG	LG	TD
B. Grimes	4	37	9.3	31	1
K. Tandy	4	28	7.0	28	0
C. Conte	2	73	36.5	53	1
B. McDougald	2	32	16.0	32	1
K. Alexander	1	38	38.0	38	1
A. Verner	1	16	16.0	16	0
L. David	1	15	15.0	15	1
V. Hargreaves	1	0	0.0	0	0
D. Smith	1	-5	-5.0	-5	0

BUCCANEERS	17	234	13.8	53	4
OPPONENTS	18	253	14.1	60	1

TACKLES	SOLO	ASST.	TOTAL
K. Alexander	108	37	145
B. McDougald	79	13	92
L. David	67	20	87
V. Hargreaves	68	8	76
C. Conte	54	10	64

SACKS		SPECIAL TEAM TACKLES	
G. McCoy	7.0	J. Robinson	12
R. Ayers	6.5	K. Tandy	6
N. Spence	5.4	C. Conte/A. Glanton	5

BUCCANEERS	38.0
OPPONENTS	35.0

PUNTING	NO	YDS	AVG	NET	TB	IN20LG	BK
B. Anger	70	3,215	45.9	42.7	5	37	59
BUCCANEERS	70	3,215	45.9	42.7	5	37	59
OPPONENTS	70	3,109	44.4	40.3	1	31	67

PUNT RETURNS	RET	FC	YDS	AVG	LONG	TD
A. Humphries	24	22	237	9.9	25	0
V. Hargreaves	5	0	29	5.8	12	0
BUCCANEERS	29	22	266	9.2	25	0
OPPONENTS	24	29	128	5.3	20	0

KICKOFF RETURNS	RET	YDS	AVG	LONG	TD
R. Smith	10	169	16.9	24	0
J. Huff	6	72	12.0	26	0
A. Humphries	4	47	11.8	17	0
C. Shorts	1	19	19.0	19	0

BUCCANEERS	21	307	14.6	26	0
OPPONENTS	25	583	23.3	44	0

FIELD GOALS	1-19	20-29	30-39	40-49	50+	LG
R. Aguayo	0/0	5/5	13/15	4/10	0/1	43
BUCCANEERS	0/0	5/5	13/15	4/10	0/1	43
OPPONENTS	0/0	9/9	8/9	6/8	4/10	54

USUAL STARTING LINEUP			
OFFENSE:		DEFENSE:	
WR	83 Vincent Jackson	DE	92 William Gholston
LT	76 Donovan Smith	DT	93 Gerald McCoy
LG	64 Kevin Pamphile	DT	98 Clinton McDonald
C	68 Joe Hawley	DE	91 Robert Ayers
RG	74 Ali Marpet	SLB	51 Daryl Smith
TE	69 Demar Dotson	MLB	58 Kwon Alexander
RT	88 Luke Stocker	WLB	54 Lavonte David
WR	13 Mike Evans	CB	24 Brent Grimes
QB	3 Jameis Winston	CB	28 Vernon
Hargreaves			
RB	22 Doug Martin	SS	23 Chris Conte
TE	84 Cam Brate	FS	30 Bradley
McDougald			

2017

RECORD: 5-11 HEAD COACH: DIRK KOETTER

DATE	W/L	SCORE	OPPONENT	ATT.
9/17	W	29-7	CHICAGO	56,640
9/24	L	17-34	at Minnesota	66,390
10/1	W	25-23	N.Y. GIANTS	63,916
10/5	L	14-19	NEW ENGLAND	64,476
10/15	L	33-38	at Arizona	63,999
10/22	L	27-30	at Buffalo	68,561
10/29	L	3-17	CAROLINA	58,545
11/5	L	10-30	at New Orleans	73,121
11/12	W	15-10	N.Y. JETS	57,911
11/19	W	30-20	at Miami	65,089
11/26	L	20-34	at Atlanta	71,036
12/3	L	20-26 (OT)	at Green Bay	77,684
12/10	L	21-24	DETROIT	60,372
12/18	L	21-24	ATLANTA	62,382
12/24	L	19-22	at Carolina	71,463
12/31	W	31-24	NEW ORLEANS	55,376

	BUCS	OPP
TOTAL FIRST DOWNS	352	327
Rushing	76	102
Passing	243	202
Penalty	33	23
3rd Down: Made/Att.	85/196	104/216
3rd Down Pct.	43.4%	48.1%
4th Down: Made/Att.	4/8	2/9
4th Down Pct.	50.0%	22.2%
POSSESSION AVG.	29:36	30:24
TOTAL NET YARDS	5,816	6,049
Avg. Per Game	363.5	378.1
Total Plays	1,034	1,011
Avg. Per Play	5.6	6.0
NET YARDS RUSHING	1,450	1,880
Avg. Per Game	90.6	117.5
Total Rushes	389	440
NET YARDS PASSING	4,366	4,169
Avg. Per Game	272.9	260.6
Sacked/Yards Lost	40/241	22/137
Gross Yards	4,607	4,306
Att./Completions	605/378	549/371
Completion Pct.	62.5	67.6
Had Intercepted	14	13
PUNTS/AVERAGE	66/43.3	
59/46.4		
NET PUNTING AVERAGE	39.5	41.1
PENALTIES/YARDS	104/795	109/937
FUMBLES/FUMBLES LOST	27/13	26/13
TOUCHDOWNS	38	44
Rushing	8	17
Passing	26	22
Returns	4	5

BY QUARTERS	1	2	3	4	OT	TOT
BUCCANEERS	72	64	57	142	0	335
OPPONENTS	87	121	74	94	0	382

SCORING	TD	R	P	RT	PAT	2-PT.	FG	S	PTS
P. Murray	0	0	0	0	21-22	0	19-23	0	78
C. Brate	6	0	6	0	0-0	0	0-0	0	36
O. Howard	6	0	6	0	0-0	0	0-0	0	36
M. Evans	5	0	5	0	0-0	1	0-0	0	32
N. Folk	0	0	0	0	7-9	0	6-11	0	25
D. Martin	3	3	0	0	0-0	1	0-0	0	20
P. Barber	3	3	0	0	0-0	0	0-0	0	18
D. Jackson	3	0	3	0	0-0	0	0-0	0	18
L. David	1	0	0	1	0-0	0	0-0	0	6
A. Glanton	1	0	0	1	0-0	0	0-0	0	6
C. Godwin	1	0	1	0	0-0	0	0-0	0	6
A. Humphries	1	0	1	0	0-0	0	0-0	0	6
I. Johnson	1	0	0	1	0-0	0	0-0	0	6
R. McClain	1	0	0	1	0-0	0	0-0	0	6
J. Rodgers	1	1	0	0	0-0	0	0-0	0	6
C. Sims	1	0	1	0	0-0	0	0-0	0	6
L. Stocker	1	0	1	0	0-0	0	0-0	0	6
L. Wester	1	0	1	0	0-0	0	0-0	0	6
B. Wilson	1	0	1	0	0-0	0	0-0	0	6
J. Winston	1	1	0	0	0-0	0	0-0	0	6
BUCCANEERS	38	8	26	4	28-31	2-7	25-34	0	335
OPPONENTS	44	17	22	5	40-42	0-1	26-30	0	382

RUSHING	NO	YDS	AVG	LG	TD
P. Barber	108	423	3.9	34	3
D. Martin	138	406	2.9	27	3
J. Rodgers	64	244	3.8	36	1
J. Winston	33	135	4.1	17	1
C. Sims	21	95	4.5	21	0
R. Fitzpatrick	15	78	5.2	15	0
D. Jackson	3	38	12.7	23	0
B. Reedy	3	17	5.7	10	0
B. Wilson	3	8	2.7	8	0
A. Humphries	1	6	6.0	6	0
BUCCANEERS	389	1,450	3.7	36	8
OPPONENTS	440	1,880	4.3	69	17

RECEIVING	NO	YDS	AVG	LG	TD
M. Evans	71	1,001	14.1	42t	5
A. Humphries	61	631	10.3	43	1
D. Jackson	50	668	13.4	41	3
C. Brate	48	591	12.3	35	6
C. Sims	35	249	7.1	25	1
C. Godwin	34	525	15.4	70	1
O. Howard	26	432	16.6	58t	6
P. Barber	16	114	7.1	34	0
D. Martin	9	84	9.3	17	0
J. Rodgers	9	74	8.2	15	0
F. Martino	5	96	19.2	39	0
A. Cross	5	58	11.6	23	0
L. Stocker	3	18	6.0	8t	1
A. Auclair	2	25	12.5	14	0
B. Reedy	2	21	10.5	15	0
B. Wilson	1	18	18.0	18t	1
L. Wester	1	2	2.0	2t	1
BUCCANEERS	378	4,607	12.2	70	26
OPPONENTS	371	4,306	11.6	61t	22

INTERCEPTIONS	NO	YDS	AVG	LG	TD
K. Alexander	3	70	23.3	28	0
B. Grimes	2	67	22.3	39	0
R. McClain	3	53	17.7	47	1
J. Evans	3	28	9.3	15	0
C. Conte	1	0	0.0	0	0
BUCCANEERS	13	218	16.8	47t	1
OPPONENTS	14	118	8.4	36	0

TACKLES	SOLO	ASST.	TOTAL
L. David	76	25	101
K. Alexander	70	27	97
C. Conte	61	15	76
K. Beckwith	60	13	73
J. Evans	49	16	65

SACKS		SPECIAL TEAM TACKLES	
G. McCoy	6.0	D. Bond	10
C. McDonald	5.0	K. Tandy	8
W. Clarke	2.5	F. Martino	7
BUCCANEERS	22.0		
OPPONENTS	40.0		

PUNTING	NO	YDS	AVG	NET	TB	IN20LG	BK
B. Anger	65	2,857	44.0	39.5	5	24	62
BUCCANEERS	65	2,857	44.0	39.5	5	24	62
OPPONENTS	59	2,737	46.4	41.1	6	21	64

PUNT RETURNS	RET	FC	YDS	AVG	LONG	TD
B. Reedy	14	7	143	10.2	44	0
A. Humphries	6	7	49	8.2	19	0
BUCCANEERS	20	14	192	9.6	44	0
OPPONENTS	27	21	153	5.7	40	0

KICKOFF RETURNS	RET	YDS	AVG	LONG	TD
J. Rodgers	11	255	23.2	45	0
B. Reedy	7	145	20.7	50	0
C. Sims	2	32	16.0	19	0
BUCCANEERS	20	432	21.6	50	0
OPPONENTS	47	1167	24.8	106t	2

FIELD GOALS	1-19	20-29	30-39	40-49	50+	LG
P. Murray	0/0	5/5	8/8	4/5	2/5	50
N. Folk	0/0	2/2	1/2	2/5	1/2	50
BUCCANEERS	0/0	7/7	9/10	6/10	3/7	50
OPPONENTS	0/0	10/10	7/8	7/10	2/2	57

USUAL STARTING LINEUP					
OFFENSE:			DEFENSE:		
WR	11	DeSean Jackson	DE	92	William Gholston
LT	76	Donovan Smith	DT	93	Gerald McCoy
LG	64	Kevin Pamphile	DT	90	Chris Baker
C	74	Ali Marpet	DE	91	Robert Ayers
RG	73	J.R. Sweezy	MLB	58	Kwon Alexander
RT	69	Demar Dotson	WLB	54	Lavonte David
TE	80	O.J. Howard	CB	36	Robert McClain
WR	13	Mike Evans	CB	24	Brent Grimes
QB	3	Jameis Winston	CB	29	Ryan Smith
RB	22	Doug Martin	SS	23	Chris Conte
TE	84	Cam Brate	FS	21	Justin Evans

PASSING	ATT.	CMP.	YDS.	CMP%	YDS/ATT	TD	TD%	INT	INT%	LONG	SK/LOST	RTG
Winston	442	282	3,504	63.8	7.93	19	4.3	11	2.5	70	33/207	92.2
Fitzpatrick	163	96	1,103	58.9	6.77	7	4.3	3	1.8	41	7/34	86.0
BUCCANEERS	605	378	4,607	62.5	7.61	26	4.3	14	2.3	70	40/241	90.6
OPPONENTS	549	371	4,306	67.6	7.84	22	4.0	13	2.4	61t	22/137	94.6

DATE	W/L	SCORE	OPPONENT	ATT.
9/9	W	48-40	at New Orleans	73,038
9/16	W	27-21	PHILADELPHIA	56,552
9/24	L	27-30	PITTSBURGH	62,571
9/30	L	10-48	at Chicago	61,893
10/14	L	29-34	at Atlanta	72,665
10/21	W	26-23 (OT)	CLEVELAND	53,682
10/28	L	34-37	at Cincinnati	45,134
11/4	L	28-42	at Carolina	73,513
11/11	L	3-16	WASHINGTON	52,667
11/18	L	35-38	at N.Y. Giants	75,863
11/25	W	27-9	SAN FRANCISCO	50,436
12/2	W	24-17	CAROLINA	52,568
12/9	L	14-28	NEW ORLEANS	53,495
12/16	L	12-20	at Baltimore	70,031
12/23	L	20-27	at Dallas	92,851
12/30	L	32-34	ATLANTA	52,884

	BUCS	OPP
TOTAL FIRST DOWNS	388	356
Rushing	80	122
Passing	265	209
Penalty	43	25
3rd Down: Made/Att.	86/187	73/181
3rd Down Pct.	46.0%	40.3%
4th Down: Made/Att.	9/13	7/14
4th Down Pct.	69.2%	50.0%
POSSESSION AVG.	30:14	29:46
TOTAL NET YARDS	6,648	6,134
Avg. Per Game	415.5	383.4
Total Plays	1,055	998
Avg. Per Play	6.3	6.1
NET YARDS RUSHING	1,523	1,983
Avg. Per Game	95.2	123.9
Total Rushes	389	426
NET YARDS PASSING	5,125	4,151
Avg. Per Game	320.3	259.4
Sacked/Yards Lost	41/233	38/232
Gross Yards	5,358	4,383
Att./Completions	625/408	534/387
Completion Pct.	65.3	72.5
Had Intercepted	26	9
PUNTS/AVERAGE	58/44.3	
70/47.8		
NET PUNTING AVERAGE	38.9	43.2
PENALTIES/YARDS	117/975	127/1,156
FUMBLES/FUMBLES LOST	23/9	18/8
TOUCHDOWNS	49	57
Rushing	11	19
Passing	36	34
Returns	2	4

BY QUARTERS	1	2	3	4	OT	TOT
BUCCANEERS	71	138	71	113	3	396
OPPONENTS	91	166	93	114	0	464

SCORING	TD	R	P	RT	PAT	2-P.T.	FG	S	PTS
C. Catanzaro	0	0	0	0	23-27	0	11-15	0	56
M. Evans	9	0	8	1	0-0	0	0-0	0	54
C. Godwin	7	0	7	0	0-0	1	0-0	0	44
C. Santos	0	0	0	0	17-17	0	9-12	0	44
P. Barber	6	5	1	0	0-0	0	0-0	0	36
C. Brate	6	0	6	0	0-0	0	0-0	0	36
O. Howard	5	0	5	0	0-0	0	0-0	0	30
A. Humphries	5	0	5	0	0-0	0	0-0	0	30
D. Jackson	5	1	4	0	0-0	0	0-0	0	30
R. Fitzpatrick	2	2	0	0	0-0	0	0-0	0	12
J. Evans	1	0	0	1	0-0	0	0-0	0	6
R. Jones	1	1	0	0	0-0	0	0-0	0	6
J. Rodgers	1	1	0	0	0-0	0	0-0	0	6
J. Winston	1	1	0	0	0-0	0	0-0	0	6
BUCCANEERS	49	11	36	2	40-44	1-5	20-27	0	396
OPPONENTS	57	19	34	4	51-54	3-3	21-23	1	464

BUCCANEERS		549	11	36	2	40-44	1-5	20-27	0	398	
OPPONENTS		57	19	34	4	51-54	3-3	21-23	1	464	
RUSHING		NO		YDS		AVG		LG		TD	
P. Barber		234		871		3.7		28		5	
J. Winston		49		281		5.7		18		1	
R. Fitzpatrick		36		152		4.2		18		2	
J. Rodgers		33		106		3.2		20		1	
R. Jones		23		44		1.9		9		1	
D. Jackson		6		29		4.8		14t		1	
S. Wilson		6		29		4.8		9		0	
A. Humphries		2		11		5.5		7		0	
BUCCANEERS		389		1,523		3.9		28		11	
OPPONENTS		426		1,983		4.7		53		19	

PASSING	ATT.	CMP.	YDS.	CMP%	YDS/ATT	TD
Winston	378	244	2992	64.6	7.92	19
Fitzpatrick	246	164	2366	66.7	9.62	17
Anger	1	0	0	0.0	0.00	0
BUCCANEERS	625	408	5,358	65.3	8.57	36
OPPONENTS	534	387	4,383	72.5	8.21	34

RECEIVING	NO	YDS	AVG	LG	TD
M. Evans	86	1,524	17.7	72t	8
A. Humphries	76	816	10.7	51	5
C. Godwin	59	842	14.3	48	7
D. Jackson	41	774	18.9	75t	4
J. Rodgers	38	304	8.0	24	0
O. Howard	34	565	16.6	75t	5
C. Brate	30	289	9.6	21	6
P. Barber	20	92	4.6	10	1
A. Auclair	7	48	6.9	12	0
R. Jones	7	33	4.7	15	0
B. Wilson	4	52	13.0	25	0
S. Wilson	3	5	1.7	5	0
A. Cross	2	9	4.5	6	0
L. Watson	1	5	5.0	5	0
BUCCANEERS	408	5,358	13.1	75t	36
OPPONENTS	387	4,383	11.3	75t	34

INTERCEPTIONS	NO	YDS	AVG	LG	TD
A. Adams	4	34	8.5	16	0
J. Elliott	1	50	50.0	50	0
A. Taylor	1	7	7.0	7	0
I. Johnson	1	6	6.0	6	0
J. Evans	1	0	0.0	0	0
R. Smith	1	0	0.0	0	0
BUCCANEERS	9	97	10.8	50	0
OPPONENTS	26	334	12.8	46	3

TACKLES	SOLO	ASST.	TOTAL
L. David	94	26	120
J. Whitehead		61	15
J. Evans	43	16	59
A. Taylor	38	19	57
B. Grimes	42	6	48

SACKS					
J. Pierre-Paul	12.5			J. Watson	6
C. Nassib	6.5		R. Smith		5
G. McCoy	6.0		B. Wilson		5

BUCCANEERS	38.0
OPPONENTS	41.0

PUNTING	NO	YDS	AVG	NET	TB	IN20	LG	BK
B. Anger	57	2567	45.0	38.9	4	15	64	1
BUCCANEERS	58	2,567	44.3	38.4	4	15	64	1
OPPONENTS	70	3,347	47.8	43.2	8	26	79	0

PUNT RETURNS	RET	FC	YDS	AVG	LONG	TD
A. Humphries	21	15	139	6.6	16	0
D. Jackson	5	0	24	4.8	11	0
BUCCANEERS	26	15	163	6.3	16	0
OPPONENTS	27	16	231	8.6	32	0

KICKOFF RETURNS	RET	YDS	AVG	LONG	TD
B. Wilson	10	284	28.4	38	0
D. Ogunbowale	7	137	19.6	25	0
S. Wilson	7	122	17.4	29	0
J. Rodgers	3	52	17.3	21	0
A. Auclair	2	19	9.5	10	0
A. Humphries	2	17	8.5	13	0
BUCCANEERS	31	631	20.4	38	0
OPPONENTS	34	714	21.0	40	0

FIELD GOALS	1-19	20-29	30-39	40-49	50+	LG
Catanzaro	0/0	3/3	7/8	0/3	1/1	59
Santos	0/0	2/2	4/4	3/5	0/1	45
BUCCANEERS	0/0	5/5	11/12	3/8	1/2	59
OPPONENTS	0/0	4/4	7/7	6/8	4/4	59

USUAL STARTING LINEUP					
OFFENSE:					
WR	11	DeSean Jackson	DE	94	Carl Nassib
LT	76	Donovan Smith	DT	93	Gerald McCoy
LG	74	Ali Marpet	DT	50	Vita Vea
C	66	Ryan Jensen	DE	90	Jason Pierre-Paul
RG	77	Caleb Benenoch	MLB	53	Adarius Taylor
RT	69	Demar Dotson	WLB	54	Lavonte David
TE	80	O.J. Howard	CB	36	Robert McClain
WR	13	Mike Evans	CB	24	Brent Grimes
QB	3	Jameis Winston	CB	33	Carlton Davis III
RB	25	Peyton Barber	SS	31	Jordan Whitehead
WR	10	Adam Humphries	FS	21	Justin Evans

	TD	INT	INT%	LONG	SK/LOST	RTG
Winston	19	5.0	14	3.7	64	27/157
Fitzpatrick	17	6.9	12	4.9	75t	14/76
Anger	0	0.0	0	0.0	0	0/0
BUCCANEERS	36	5.8	26	4.2	75t	41/233
OPPONENTS	34	6.4	9	1.7	75t	38/23

DATE	W/L	SCORE	OPPONENT	ATT
9/13	L	23-34	at New Orleans	---
9/20	W	31-17	CAROLINA	---
9/27	W	28-10	at Denver	5,226
10/4	W	38-31	L.A. CHARGERS	6,383
10/8	L	19-20	at Chicago	---
10/18	W	38-10	GREEN BAY	15,540
10/25	W	45-20	at Las Vegas	---
11/2	W	25-23	at N.Y. Giants	---
11/8	L	3-38	NEW ORLEANS	15,740
11/15	W	46-23	at Carolina	5,815
11/23	L	24-27	L.A. RAMS	15,730
11/29	L	24-27	KANSAS CITY	15,950
12/13	W	26-14	MINNESOTA	16,031
12/20	W	31-27	at Atlanta	10,703
12/26	W	47-7	at Detroit	---
1/3	W	44-27	ATLANTA	16,009

PLAYOFFS

1/9	W	31-23	WASHINGTON	---
1/17	W	30-20	NEW ORLEANS	3,750
1/24	W	31-26	GREEN BAY	7,772
2/7	W	31-9	Kansas City	24,835

	BUCS	OPP
TOTAL FIRST DOWNS	364	319
Rushing	82	78
Passing	238	215
Penalty	44	26
3rd Down: Made/Att.	83/191	82/205
3rd Down Pct.	43.5%	40.0%
4th Down: Made/Att.	8/14	14/25
4th Down Pct.	57.1%	56.0%
POSSESSION AVG.	28:54	31:06
TOTAL NET YARDS	6145	5234
Avg. Per Game	384.1	327.1
Total Rushes	1017	1023
Avg. Per Play	6.0	5.1
NET YARDS RUSHING	1519	1289
Avg. Per Game	94.9	80.6
Total Rushes	369	358
NET YARDS PASSING	4626	3945
Avg. Per Game	289.1	246.6
Sacked/Yards Lost	22/150	48/366
Gross Yards	4776	4311
Att./Completions	626/410	617/426
Completion Pct.	65.5	69.0
Had Intercepted	12	15
PUNTS/AVERAGE	55/45.2	66/44.8
NET PUNTING AVERAGE	40.2	41.5
PENALTIES/YARDS	84/715	95/1015
FUMBLES/FUMBLES LOST	12/5	20/10
TOUCHDOWNS	59	42
Rushing	16	10
Passing	42	29
Returns	1	3

BY QUARTERS	1	2	3	4	OT	TOT
BUCCANEERS	88	157	112	135	0	492
OPPONENTS	100	117	77	61	0	355

SCORING	TD	R	P	RT	PAT	2-PT.	FG	S	PTS
Succop	0	0	0	0	52-57	0	28-31	0	136
Evans	13	0	13	0	0-0	0	0-0	0	78
Jones	8	7	1	0	0-0	0	0-0	0	48
Godwin	7	0	7	0	0-0	0	0-0	0	42
Gronkowski	7	0	7	0	0-0	0	0-0	0	42
Fournette	6	6	0	0	0-0	0	0-0	0	36
Brown	4	0	4	0	0-0	0	0-0	0	24
Brady	3	3	0	0	0-0	0	0-0	0	18
Miller	3	0	3	0	0-0	0	0-0	0	18
Brate	2	0	2	0	0-0	0	0-0	0	12
Howard	2	0	2	0	0-0	0	0-0	0	12
Johnson	2	0	2	0	0-0	0	0-0	0	12
Dean	1	0	0	1	0-0	0	0-0	0	6
Vaughn	1	0	1	0	0-0	0	0-0	0	6
Barrett	0	0	0	0	0-0	0	0-0	1	2

BUCCANEERS	59	16	42	1	52-57	0	28-31	1	492
OPPONENTS	42	10	29	3	38-39	1	21-26	0	355

TACKLES	SOLO	ASST.	TOTAL
D. White	97	43	140
L. David	82	35	117
A. Winfield Jr.	61	30	91
J. Whitehead	53	21	74
C. Davis III	52	16	68

PASSING	ATT.	CMP.	YDS.	CMP%	YDS/ATT	TD	TD%	INT	INT%	LONG	SK/LOST	RTG
Brady	610	401	4633	65.7	7.60	40	6.6	12	2.0	50	21/143	102.2
Gabbert	16	9	143	56.3	8.94	2	12.5	0	0.0	35	1/7	125.8
BUCCANEERS	626	410	4776	65.5	7.63	42	6.7	12	1.9	50	22/150	102.8
OPPONENTS	617	426	4311	69.0	6.99	29	4.7	15	2.4	75t	48/366	94.3

RUSHING	NO	YDS	AVG	LG	TD
Jones	192	978	5.1	98t	7
Fournette	97	367	3.8	46t	6
Vaughn	26	109	4.2	19	0
McCoy	10	31	3.1	14	0
Gabbert	9	16	1.8	16	0
Miller	3	14	4.7	7	0
Brady	30	6	0.2	4	3
Brown	2	-2	-1.0	1	0

BUCCANEERS	369	1,519	4.1	98t	16
OPPONENTS	358	1,289	3.6	62	10

RECEIVING	NO	YDS	AVG	LG	TD
Evans	70	1006	14.4	50	13
Gronkowski	65	840	12.9	47	7
Godwin	45	623	13.8	48	7
Brown	45	483	10.7	46t	4
Fournette	36	233	6.5	20	0
S. Miller	33	501	15.2	48t	3
Brate	28	282	10.1	25	2
Jones	28	165	5.9	37t	1
McCoy	15	101	6.7	15	0
Johnson	12	169	14.1	35	2
Howard	11	146	13.3	33	2
Watson	7	94	13.4	36	0
Mickens	7	58	8.3	11	0
Vaughn	5	34	6.8	13	1
Hudson	3	41	13.7	20	0

BUCCANEERS	410	4,776	11.6	50	42
OPPONENTS	426	4,311	10.1	75t	29

INTERCEPTIONS	NO	YDS	AVG	LG	TD
Davis	4	42	10.5	34	0
Edwards	2	67	33.5	37	0
Pierre-Paul	2	15	7.5	15	0
Whitehead	2	2	1.0	2	0
Dean	1	32	32.0	32t	1
Winfield	1	16	16.0	16	0
H. Miller	1	2	2.0	2	0
Murphy-Bunting	1	0	0.0	0	0
David	1	-5	-5.0	-5	0

BUCCANEERS	15	171	11.4	37	1
OPPONENTS	12	254	21.2	78t	2

SACKS			SPECIAL TEAM TACKLES
J. Pierre-Paul	9.5		J. Watson 6
D. White	9.0		R. Smith 4
S. Barrett	8.0		S. Murphy-Bunting 4

BUCCANEERS	48.0		
OPPONENTS	22.0		

PUNTING	NO	YDS	AVG	NET	TB	IN20LG	BK
B. Pinion	55	2486	45.2	40.2	2	19	62
BUCCANEERS	55	2486	45.2	40.2	2	19	62
OPPONENTS	66	2956	44.8	41.5	2	27	67

PUNT RETURNS	RET	FC	YDS	AVG	LONG	TD
Mickens	16	12	99	6.2	14	0
Barner	13	0	75	5.8	21	0
Brown	1	2	2	0.0	2	0
BUCCANEERS	30	14	176	5.9	21	0
OPPONENTS	23	15	236	10.3	74t	1

KICKOFF RETURNS	RET	YDS	AVG	LONG	TD
Mickens	14	340	24.3	34	0
Barner	7	167	23.9	33	0
Grayson	1	20	20.0	20	0
Watson	2	19	9.5	13	0
Edwards	1	0	0.0	0	0

BUCCANEERS	25	546	21.8	34	0
OPPONENTS	14	471	33.6	98	0

FIELD GOALS	1-19	20-29	30-39	40-49	50+	LG
Succop	1-1	10-10	9-9	7-9	1-2	50
BUCCANEERS	1-1	10-10	9-9	7-9	1-2	50
OPPONENTS	1-1	6-6	7-8	4-7	3-4	56

USUAL STARTING LINEUP			
OFFENSE:		DEFENSE:	
WR	14 Chris Godwin	DL	92 William Gholston
LT	76 Donovan Smith	DL	93 Ndamukong Suh
LG	74 Ali Marpet	DT	56 RaekwonMcSwain
C	66 Ryan Jensen	OLB	58 Shaquil Barrett
RG	65 Alex Cappa	ILB	54 Lavonte David
RT	78 Tristan Wirfs	ILB	45 Devin White
TE	87 Rob Gronkowski	OLB	90 Jason Pierre-Paul
WR	13 Mike Evans	CB	24 Carlton Davis III
QB	12 Tom Brady	CB	23 SeanMurphy-Bunting
OT	27 Ronald Jones II	S	33 Jordan Whitehead
WR	81 Antonio Brown	S	31 Antoine Winfield Jr.

2021

RECORD: 13-4

HEAD COACH: BRUCE ARIANS

DATE	W/L	SCORE	OPPONENT	ATT.
9/9	W	31-29	DALLAS	65,656
9/19	W	48-25	ATLANTA	63,694
9/26	L	24-34	at LA Rams	63,694
10/3	W	19-17	at New England	65,878
10/10	W	45-17	MIAMI	65,570
10/14	W	28-22	at Philadelphia	69,796
10/24	W	38-3	CHICAGO	65,635
10/31	L	27-36	at New Orleans	69,170
11/14	L	19-29	at Washington	52,128
11/22	W	30-10	NY GIANTS	65,643
11/28	W	38-31	at Indianapolis	66,140
12/5	W	30-17	at Atlanta	69,366
12/12	W	33-27 (OT)	BUFFALO	65,655
12/19	L	0-9	NEW ORLEANS	65,744
12/26	W	32-6	at Carolina	71,918
1/2	W	28-24	at NY Jets	72,243
1/9	W	41-17	CAROLINA	65,473

PLAYOFFS

1/16	W	31-15	PHILADELPHIA	65,077
1/23	L	27-30	LA RAMS	65,597

	BUCS	OPP
TOTAL FIRST DOWNS	404	344
Rushing	106	94
Passing	273	214
Penalty	25	36
3rd Down: Made/Att.	105/223	87/226
3rd Down Pct.	47.1%	38.5%
4th Down: Made/Att.	9/16	13/28
4th Down Pct.	56.3%	46.4%
POSSESSION AVG.	30:21	29:39
TOTAL NET YARDS	6,901	5,635
Avg. Per Game	405.9	331.5
Total Plays	1,139	1,093
Avg. Per Play	6.1	5.2
NET YARDS RUSHING	1,672	1,573
Avg. Per Game	98.4	92.5
Total Rushes	385	366
NET YARDS PASSING	5,229	4,062
Avg. Per Game	307.6	238.9
Sacked/Yards Lost	23/154	47/285
Gross Yards	5,383	4,347
Att./Completions	731/492	680/445
Completion Pct.	67.3%	65.4%
Had Intercepted	12	17
PUNTS/AVERAGE	62/42.0	70/44.6
NET PUNTING AVERAGE	38.4	40.5
PENALTIES/YARDS	97/874	79/635
FUMBLES/FUMBLES LOST	12/7	24/12
TOUCHDOWNS	63	39
Rushing	18	11
Passing	43	26
Returns	2	2

BY QUARTERS	1	2	3	4	OT	TOT
BUCCANEERS	107	155	114	129	0	511
OPPONENTS	70	119	87	77	0	353

SCORING	TD	R	P	RT	PAT	2-PT.	FG	S	PTS
R. Succop	0	0	0	0	56/59	0	25/30	0	131
M. Evans	14	0	14	0	0-0	0	0-0	0	84
L. Fournette	18	2	0	0	0-0	0	0-0	0	60
C. Godwin	6	1	5	0	0-0	0	0-0	0	36
R. Gronkowski	6	0	6	0	0-0	0	0-0	0	36
C. Brate	4	0	4	0	0-0	0	0-0	0	24
C. Brate	4	0	4	0	0-0	0	0-0	0	24
R. Jones	4	0	4	0	0-0	0	0-0	0	24
G. Bernard	3	0	3	0	0-0	0	0-0	0	18
T. Brady	2	2	0	0	0-0	0	0-0	0	12
M. Edwards	2	0	2	0	0-0	0	0-0	0	12
C. Grayson	2	0	2	0	0-0	0	0-0	0	12
K. Vaughn	2	0	2	0	0-0	0	0-0	0	12
L. Bell	1	0	1	0	0-0	1	0-0	0	8
O. Howard	1	0	1	0	0-0	0	0-0	0	6
S. Miller	1	0	1	0	0-0	0	0-0	0	6
B. Perriman	1	0	1	0	0-0	0	0-0	0	6
B. Pinion	0	0	0	0	0-0	0	0-0	0	0
BUCCANEERS	63	18	43	2	56/59	1	25/31	0	511
OPPONENTS	39	11	26	2	34/36	2	27/31	0	353

TACKLES	SOLO	ASST.	TOTAL
D. White	87	41	128
L. David	63	34	97
A. Winfield Jr.	62	26	88
J. Whitehead	58	16	74
J. Dean	43	9	52

SACKS		SPECIAL TEAM TACKLES	
S. Barrett	10.0	G. Stuard	11
N. Suh	6.0	R. Cockrell	8
A. Nelson	5.0	K. Minter	7
BUCCANEERS	47.0	OPPONENTS	23.0

PASSING	ATT.	CMP.	YDS.	CMP%	YDS/ATT
Brady	719	485	5316	67.5	7.39
Gabbert	11	7	67	63.6	6.09
Fournette	1	0	0	0.0	0.00
BUCCANEERS	731	492	5383	67.3	7.36
OPPONENTS	680	445	4347	65.4	6.39

RUSHING	NO	YDS	AVG	LG	TD
L. Fournette	180	812	4.5	47	8
R. Jones II	101	428	4.2	30	4
K. Vaughn	36	180	5.0	55	2
T. Brady	28	81	2.9	13	2
G. Bernard	8	58	7.3	24	0
S. Miller	8	43	21.5	33	1
C. Godwin	2	2	5.3	7	0
L. Bell	8	18	2.3	7	0
C. Grayson	1	14	14.0	14	0
J. Darden	1	11	11.0	11	0
M. Evans	1	10	10.0	10	0
A. Brown	1	0	0.0	0	0
K. Barner	1	0	0.0	0	0
B. Perriman	1	-3	-3.0	-3	0
B. Gabbert	9	-7	-0.8	0	0

BUCCANEERS	385	1,672	4.3	55	18
OPPONENTS	366	1,573	4.3	55	11

RECEIVING	NO	YDS	AVG	LG	TD
C. Godwin	98	1103	11.3	44	5
M. Evans	74	1035	14.0	46	14
L. Fournette	68	454	6.7	23	2
R. Gronkowski	55	802	14.6	42	6
A. Brown	42	545	13.0	62	4
T. Johnson	36	360	10.0	31	4
C. Brate	30	245	8.2	18	4
G. Bernard	23	123	5.3	32	3
O. Howard	14	135	9.6	21	1
B. Perriman	11	167	15.2	58	1
C. Grayson	10	212	21.2	62	2
R. Jones II	10	64	6.4	15	0
J. Darden	6	43	7.2	29	0
S. Miller	5	38	7.6	13	0
L. Bell	4	31	7.8	15	1
K. Vaughn	4	26	6.5	8	0
D. Velde	1	0	0.0	0	0

BUCCANEERS	492	5,383	10.9	62	43
OPPONENTS	445	4,347	9.8	75	26

INTERCEPTIONS	NO	YDS	AVG	LG	TD
M. Edwards	3	46	15.3	31	2
A. Winfield	2	30	15.0	30	0
J. Whitehead	2	24	12.0	17	0
J. Dean	2	6	3.0	6	0
P. Desir	2	0	0.0	0	0
D. Delaney	1	26	26.0	26	0
C. Davis III	1	25	25.0	25	0
A. Adams	1	17	17.0	17	0
S. Barrett	1	3	3.0	3	0
S. McLendon	1	0	0.0	0	0
R. Sherman	1	0	0.0	0	0

BUCCANEERS	17	177	10.4	31	2
OPPONENTS	12	201	16.8	66	2

PUNTING	NO	YDS	AVG	NET	TB	IN20LG	BK
B. Pinion	56	2378	42.5	38.9	2	23	65
S. McFritcher	6	227	37.8	34.2	0	3	45
BUCCANEERS	62	2605	42.0	38.4	2	26	65
OPPONENTS	70	3124	44.6	40.5	2	31	63

PUNT RETURNS	RET	FC	YDS	AVG	LONG	TD
J. Darden	19	5	142	7.5	43	0
J. Mickens	8	2	54	6.8	14	0
K. Barner	6	1	47	7.8	20	0
G. Bernard	2	2	7	3.5	6	0

BUCCANEERS	35	10	250	7.1	43	0
OPPONENTS	23	21	184	8.0	34	0

KICKOFF RETURNS	RET	YDS	AVG	LONG	TD
J. Darden	18	359	19.9	34	0
J. Mickens	5	129	25.8	41	0
G. Bernard	3	53	17.7	19	0
S. Miller	1	19	19.0	19	0
K. Vaughn	1	15	15.0	15	0
T. Johnson	1	10	10.0	10	0
C. Grayson	1	7	7.0	7	0

BUCCANEERS	30	592	19.7	41	0
OPPONENTS	25	669	26.8	72	0

FIELD GOALS	1-19	20-29	30-39	40-49	50+	LG
Succop	0-0	11-11	7-8	7-10	0-1	48
Pinion	0-0	0-0	0-0	0-0	0-1	-
BUCCANEERS	0-0	11-11	7-8	7-10	0-1	48
OPPONENTS	0-0	14-14	7-8	5-6	1-3	51

USUAL STARTING LINEUP

OFFENSE:		DEFENSE:	
WR	14 Chris Godwin	DL	92 William Gholston
LT	76 Donovan Smith	DL	93 Ndamukong Suh
LG	74 Ali Marpet	DL	50 Vita Vea
C	66 Ryan Jensen	OLB	58 Shaquil Barrett
RG	65 Alex Cappa	ILB	54 Lavonte David
RT	78 Tristan Wirfs	ILB	45 Devin White
TE	87 Rob Gronkowski	OLB	90 Jason Pierre-Paul
WR	13 Mike Evans	CB	24 Carlton Davis III
QB	12 Tom Brady	CB	23 Sean Murphy-Bunting
RB	7 Leonard Fournette	S	33 Jordan Whitehead
TE	80 O.J. Howard	S	31 Antoine Winfield Jr.

PASSING	ATT.	CMP.	YDS.	CMP%	YDS/ATT	TD	TD%	INT	INT%	LONG	SK/LOST	RTG
Brady	719	485	5316	67.5	7.39	43	6.0	12	1.7	62t	22/144	102.1
Gabbert	11	7	67	63.6	6.09	0	0.0	0	0.0	23	1/10	80.5
Fournette	1	0	0	0.0	0.00	0	0.0	0	0.0	0	0/0	39.6
BUCCANEERS	731	492	5383	67.3	7.36	43	5.9	12	1.6	62t	23/154	101.6
OPPONENTS	680	445	4347	65.4	6.39	26	3.8	17	2.5	75t	27/285	85.6

DATE	W/L	SCORE	OPPONENT	ATT
9/11	W	19-3	at Dallas	93,797
9/18	W	20-10	at New Orleans	70,040
9/25	L	12-14	GREEN BAY	69,197
10/2	L	31-41	KANSAS CITY	68,348
10/9	W	21-15	ATLANTA	68,299
10/16	L	18-20	at Pittsburgh	67,307
10/23	L	9-21	at Carolina	71,941
10/27	L	22-27	BALTIMORE	68,912
11/6	W	16-13	L.A. RAMS	69,019
11/13	W	21-16	SEATTLE (Munich)	69,811
11/27	L	17-23 (OT)	at Cleveland	67,431
12/5	W	17-16	NEW ORLEANS	68,709
12/11	L	7-35	at San Francisco	71,725
12/18	L	23-34	CINCINNATI	69,305
12/25	W	19-16 (OT)	at Arizona	63,393
1/1	W	30-24	CAROLINA	69,298
1/8	L	17-30	at Atlanta	69,276

PLAYOFFS

1/16	L	14-31	DALLAS	69,145
------	---	-------	--------	--------

	BUCS	OPP
TOTAL FIRST DOWNS		
Rushing	346	314
Passing	79	103
Penalty	240	186
3rd Down: Made/Att.	27	25
3rd Down Pct.	92/246	87/236
4th Down: Made/Att.	37.4%	36.9%
4th Down Pct.	15/27	14/24
POSSESSION AVG.	55.6%	58.3%
POSSESSION AVG.	29.12	30.48
TOTAL NET YARDS	5,894	5,513
Avg. Per Game	346.7	324.3
Total Plays	1,159	1,073
Avg. Per Play	5.1	5.1
NET YARDS RUSHING	1,308	2,052
Avg. Per Game	76.9	120.7
Total Rushes	386	458
NET YARDS PASSING	4,586	3,461
Avg. Per Game	269.8	203.6
Sacked/Yards Lost	22/160	45/331
Gross Yards	4,746	3,792
Att./Completions	751/499	570/364
Completion Pct.	66.4%	63.9%
Had Intercepted	10	10
PUNTS/AVERAGE	79/48.8	88/48.8
NET PUNTING AVERAGE	41.6	43.5
PENALTIES/YARDS	99/793	97/863
FUMBLES/FUMBLES LOST	17/12	25/10
TOUCHDOWNS	32	41
Rushing	5	12
Passing	26	29
Returns	1	0

BY QUARTERS	1	2	3	4	OT	TOT
BUCCANEERS	51	96	45	118	3	313
OPPONENTS	74	82	80	116	6	358

SCORING	TD	R	P	RT	PAT	2-PT.	FG	S	PTS
Succop	0	0	0	0	24/25	0	31/38	0	117
Evans	6	0	6	0	0/0	0	0/0	0	36
Fournette	6	3	3	0	0/0	0	0/0	0	36
Gage Jr.	5	0	5	0	0/0	1	0/0	0	32
Godwin	3	0	3	0	0/0	1	0/0	0	20
R. White	3	1	2	0	0/0	0	0/0	0	18
Jones	2	0	2	0	0/0	0	0/0	0	12
Otton	2	0	2	0	0/0	0	0/0	0	12
Brady	1	1	0	0	0/0	0	0/0	0	6
Edwards	1	0	0	1	0/0	0	0/0	0	6
Kieft	1	0	1	0	0/0	0	0/0	0	6
Perriman	1	0	1	0	0/0	0	0/0	0	6
Rudolph	1	0	1	0	0/0	0	0/0	0	6
BUCCANEERS	32	5	26	1	24/25	2-7	31/38	0	313
OPPONENTS	41	12	29	0	36/36	2/4	24/27	0	358

TACKLES	SOLO	ASST.	TOTAL
L. David	80	44	124
D. White	73	51	124
M. Edwards	52	30	82
A. Winfield Jr.	64	16	80
C. Davis III	52	11	63

SACKS		SPECIAL TEAM TACKLES	
V. Vea	6.5	K. Kieft	11
A. Nelson	5.5	Z. McCollum	8
D. White	5.5	C. Otton	7

BUCCANEERS	44.0
OPPONENTS	22.0

PASSING	ATT.	CMP.	YDS.	CMP%	YDS/ATT	TD	TD%	INT	INT%	LONG	SK/LOST	RTG
Brady	733	490	4,694	66.8	6.40	25	3.4	9	1.2	63t	22/160	90.7
Gabbert	8	6	29	75.0	3.63	1	12.5	0	0.0	13	0/0	119.3
Trask	9	3	23	33.3	2.56	0	0.0	0	0.0	9	0/0	42.4
Fournette	1	0	0	0.0	0.00	0	0.0	1	100.0	0	0/0	0.0
BUCCANEERS	751	499	4,746	66.4	6.32	26	3.5	10	1.3	63t	22/160	89.8
OPPONENTS	570	364	3,792	63.9	6.65	29	5.1	10	1.8	69t	45/331	92.7

RUSHING	NO	YDS	AVG	LG	TD
Fournette	189	668	3.5	23	3
R. White	129	481	3.7	35	1
Vaughn	17	53	3.1	12	0
Jones	5	45	9.0	15	0
Bernard	8	28	3.5	8	0
Thompkins	2	26	13.0	17	0
Miller	1	8	8.0	8	0
Godwin	3	5	1.7	2	0
Garden	1	2	2.0	2	0
Brady	29	-1	0.0	2	1
Perriman	2	-7	-3.5	0	0

BUCCANEERS	386	1,308	3.4	35	5
OPPONENTS	458	2,052	4.5	60	12

RECEIVING	NO	YDS	AVG	LG	TD
Godwin	104	1,023	9.8	44	3
Evans	77	1,124	14.6	63t	6
Fournette	73	525	7.2	44	3
Gage Jr.	51	426	8.4	23	5
R. White	50	290	5.8	20	2
Otton	42	391	9.3	35	2
Jones	24	299	12.5	48	2
Miller	23	185	8.0	23	0
Brate	20	174	8.7	21	0
Perriman	9	110	12.2	28t	1
Kieft	7	80	11.4	19	1
Thompkins	5	32	6.4	13	0
Beasley	4	17	4.3	5	0
Rudolph	3	28	9.3	12	1
Vaughn	3	19	6.3	11	0
Darden	2	26	13.0	25	0
Bernard	2	-1	-0.5	6	0

BUCCANEERS	499	4,746	9.5	63t	26
OPPONENTS	364	3,792	10.4	69t	29

INTERCEPTIONS	NO	YDS	AVG	LG	TD
Edwards	2	68	34.0	68t	1
Murphy-Bunting	2	33	16.5	33	0
Dean	2	24	12.0	24	0
Winfield Jr.	1	15	15.0	15	0
Davis III	1	0	0.0	0	0
Neal	1	0	0.0	0	0
Ryan	1	0	0.0	0	0

BUCCANEERS	10	140	14.0	68t	1
OPPONENTS	10	80	8.0	39	0

PUNTING	NO	YDS	AVG	NET	TB	IN20	LG	BK
J. Camarda	79	3,859	48.8	41.6	10	22	74	0
BUCCANEERS	79	3,859	48.8	41.6	10	22	74	0
OPPONENTS	88	4,297	48.8	43.5	4	39	68	0

PUNT RETURNS	RET	FC	YDS	AVG	LONG	TD
Darden	31	18	330	10.6	24	0
Thompkins	6	10	61	10.2	14	0
Delaney	1	0	0	0.0	0	0
BUCCANEERS	38	28	391	10.3	24	0
OPPONENTS	32	21	374	11.7	42	0

KICKOFF RETURNS	RET	YDS	AVG	LONG	TD
Thompkins	12	263	21.9	54	0
R. White	11	244	22.2	30	0
Darden	3	67	22.3	25	0
Bernard	1	14	14.0	14	0
Kieft	1	7	7.0	7	0

BUCCANEERS	28	595	21.3	54	0
OPPONENTS	34	878	25.8	89	0

FIELD GOALS	1-19	20-29	30-39	40-49	50+	LG
Succop	0-0	10-11	7-8	12-12	2-7	54
BUCCANEERS	0-0	10-11	7-8	12-12	2-7	54
OPPONENTS	0-0	7-7	6-7	4-4	7-9	56

USUAL STARTING LINEUP				OFFENSE:				DEFENSE:			
WR	14	Chris Godwin	DL	92	William Gholston			DL	96	Akiem Hicks	
LT	76	Donovan Smith	DL	96	Akiem Hicks			DT	50	Vita Vea	
LG	60	Nick Leverett	DL	58	Shaquil Barrett			ILB	54	Lavonte David	
TE	70	Robert Hainsey	OLB	45	Devin White			ILB	45	Devin White	
RG	69	Shaq Mason	OLB	9	Joe Tryon-Shoyinka			CB	24	Carlton Davis III	
RT	78	Tristan Wirfs	CB	32	Mike Edwards			S	31	Antoine Winfield Jr.	
TE	88	Cade Otton									
TE	41	Ko Kieft									
WR	13	Mike Evans									
QB	12	Tom Brady									
RB	7	Leonard Fournette									

2023

RECORD: 9-8

HEAD COACH: TODD BOWLES

DATE	W/L	SCORE	OPPONENT	ATT.
9/10	W	20-17	at Minnesota	66,741
9/17	W	27-17	CHICAGO	62,976
9/25	L	11-25	PHILADELPHIA	65,426
10/1	W	26-9	at New Orleans	70,003
10/15	L	6-20	DETROIT	65,854
10/22	L	13-16	ATLANTA	62,620
10/26	L	18-24	at Buffalo	70,416
11/5	L	37-39	at Houston	70,785
11/12	W	20-6	TENNESSEE	62,725
11/19	L	14-27	at San Francisco	71,607
11/26	L	20-27	at Indianapolis	64,407
12/3	W	21-18	CAROLINA	62,432
12/10	W	29-25	at Atlanta	69,496
12/17	W	34-20	at Green Bay	77,275
12/24	W	30-12	JACKSONVILLE	62,547
12/31	L	13-23	NEW ORLEANS	65,471
1/7	W	9-0	at Carolina	69,010

PLAYOFFS

1/15	W	32-9	PHILADELPHIA	63,397
1/21	L	23-31	at Detroit	66,201

	BUCS	OPP
TOTAL FIRST DOWNS	300	337
Rushing	79	101
Passing	188	213
Penalty	33	23
3rd Down: Made/Att.	98/236	99/225
3rd Down Pct.	41.5%	40.9%
4th Down: Made/Att.	12/18	12/25
4th Down Pct.	66.7%	48.0%
POSSESSION AVG.	29:25	30:35
TOTAL NET YARDS	5,321	5,852
Avg. Per Game	313.0	344.2
Total Plays	1,047	1,081
Avg. Per Play	5.1	5.4
NET YARDS RUSHING	1,509	1,620
Avg. Per Game	88.8	95.3
Total Rushes	439	422
NET YARDS PASSING	3,812	4,232
Avg. Per Game	224.2	248.9
Sacked/Yards Lost	40/232	48/336
Gross Yards	4,044	4,568
Att./Completions	568/364	611/404
Completion Pct.	64.1%	66.1%
Had Intercepted	10	13
PUNTS/AVERAGE	77/50.1	65/46.9
NET PUNTING AVERAGE	41.8	42.4
PENALTIES/YARDS	100/751	93/762
FUMBLES/FUMBLES LOST	21/8	26/13
TOUCHDOWNS	37	34
Rushing	8	11
Passing	28	23
Returns	1	0

BY QUARTERS	1	2	3	4	OT	TOT
BUCCANEERS	42	120	71	115	0	348
OPPONENTS	70	86	81	88	0	325

SCORING	TD	R	P	RT	PAT	2-PT.	FG	S	PTS
C. McLaughlin	0	0	0	0	33/33	0	29/31	0	120
M. Evans	13	0	13	0	0-0	0	0-0	0	78
R. White	9	0	3	0	0-0	0	0-0	0	54
C. Otton	3	0	4	0	0-0	1	0-0	0	26
C. Godwin	3	1	2	0	0-0	1	0-0	0	20
T. Palmer	3	0	3	0	0-0	0	0-0	0	18
S. Barrett	1	0	0	1	0-0	0	0-0	0	6
K. Kieft	1	0	1	0	0-0	0	0-0	0	6
B. Mayfield	1	0	0	0	0-0	0	0-0	0	6
D. Moore	1	0	1	0	0-0	0	0-0	0	6
D. Thompkins	1	0	1	0	0-0	0	0-0	0	6
P. O'Connor	0	0	0	0	0-0	0	0-1	1	2
BUCCANEERS	37	8	28	1	33-33	2-4	29-31	1	348
OPPONENTS	34	11	23	0	26-26	3-8	29-36	0	325

TACKLES	SOLO	ASST.	TOTAL
L. David	86	47	133
A. Winfield Jr.	76	46	122
D. White	49	34	83
R. Neal	50	25	75
Z. McCollum	45	19	64

SACKS		SPECIAL TEAM TACKLES	
Y. Diaby	7.5	J. Hayes	14
A. Winfield Jr.	6.0	K. Britt	10
V. Yea	5.5	K. Kieft/K. Merriweather	7

BUCCANEERS	47.0
OPPONENTS	40.0

PASSING	ATT.	CMP.	YDS.	CMP%	YDS/ATT	TD	TD%	INT	INT%	LONG	SK/LOST	RTG
B. Mayfield	566	364	4,044	64.3	7.14	28	4.9	10	1.8	75t	40/232	94.6
C. Godwin	1	0	0	0.0	0.00	0	0.0	0	0.0	0	0/0	39.6
Trask	1	0	0	0.0	0.00	0	0.0	0	0.0	0	0/0	39.6
BUCCANEERS	568	364	4,044	64.1	7.12	28	4.9	10	1.8	75t	40/232	94.2
OPPONENTS	611	404	4,568	66.1	7.48	23	3.8	13	2.1	76t	48/336	92.0

RUSHING	NO	YDS	AVG	LG	TD
R. White	272	990	3.6	38	6
C. Edmonds	49	176	3.6	21	0
B. Mayfield	62	163	2.6	31	1
D. Thompkins	8	56	7.0	17	0
K. Vaughn	24	42	1.8	9	0
C. Godwin	4	38	9.5	19t	1
S. Tucker	15	23	1.5	7	0
T. Palmer	3	22	7.3	13	0
R. Jarrett	1	0	0.0	0	0
K. Trask	1	-1	-1.0	-1	0
BUCCANEERS	439	1,509	3.4	38	87
OPPONENTS	422	1,620	3.8	29	11

RECEIVING	NO	YDS	AVG	LG	TD
C. Godwin	83	1,024	12.3	47t	2
M. Evans	79	1,255	15.9	75t	13
R. White	64	549	8.6	43t	3
C. Otton	47	455	9.7	27	4
T. Palmer	39	385	9.9	54	3
D. Thompkins	17	83	4.9	26	1
C. Edmonds	14	81	5.8	14	0
D. Moore	5	94	18.8	52t	1
P. Durham	5	58	11.6	25	0
R. Jarrett	4	60	15.0	41	0
S. Tucker	2	9	4.5	6	0
K. Vaughn	2	2	1.0	3	0
D. Wells	2	-10	-5.0	1	0
K. Kieft	1	2	2.0	2t	1
R. Hainsey	0	-3	0.0	-3	0
BUCCANEERS	384	4,044	11.1	75t	28
OPPONENTS	404	4,568	11.3	76t	23

INTERCEPTIONS	NO	YDS	AVG	LG	TD
A. Winfield	3	28	9.3	28	0
D. White	2	36	18.0	26	0
C. Izien	2	18	9.0	14	0
D. Delaney	2	4	2.0	4	0
C. Davis III	2	3	1.5	3	0
S. Barrett	1	4	4.0	4t	1
W. Gholston	1	0	0.0	0	0
BUCCANEERS	13	93	7.2	28	1
OPPONENTS	10	28	2.8	18	0

PUNTING	NO	YDS	AVG	NET	TB	INT	LG	BLK
J. Camarda	77	3,854	50.1	41.8	9	26	74	0
BUCCANEERS	77	3,854	50.1	41.8	9	26	74	0
OPPONENTS	65	3,051	46.9	42.4	3	20	65	0

PUNT RETURNS	RET	FC	YDS	AVG	LONG	TD
D. Thompkins	25	18	234	9.4	51	0
BUCCANEERS	25	18	234	9.4	51	0
OPPONENTS	38	10	455	12.0	52	0

KICKOFF RETURNS	RET	YDS	AVG	LONG	TD
D. Thompkins	16	327	20.4	32	0
BUCCANEERS	16	327	20.4	32	0
OPPONENTS	26	491	18.9	31	0

FIELD GOALS	1-19	20-29	30-39	40-49	50+	LG
McLaughlin	0-0	8-8	12-12	2-3	7-8	57
BUCCANEERS	0-0	8-8	12-12	2-3	7-8	57
OPPONENTS	0-0	9-9	13-13	4-4	3-10	52

USUAL STARTING LINEUP

OFFENSE:	DEFENSE:
WR 13 Mike Evans	DL 50 Vita Vea
LT 78 Tristan Wirfs	DL 94 Calijah Kancey
LG 64 Aaron Stinnie	OLB 0 Yaya Diaby
C 70 R. Hainsey	LB 54 Lavonte David
RG 69 C. Mauch	LB 45 Devin White
RT 67 L. Goedeke	OLB 58 Shaq Barrett
TE 88 C. Otton	CB 27 Zyon McCollum
WR 13 Mike Evans	CB 24 Carlton Davis III
QB 6 Baker Mayfield	CB 35 Jamel Dean
RB 1 Rachad White	S 31 Antoine Winfield Jr.
TE 10 Trey Palmer	S 25 Ryan Neal

BUCCANEERS PLAYOFF HISTORY

1979 NFC DIVISIONAL PLAYOFF GAME



TAMPA BAY 24, PHILADELPHIA 17
DECEMBER 29, 1979
TAMPA STADIUM (71,402)



TAMPA – The first foray into the postseason was a successful one for the Tampa Bay franchise, which reached the playoffs in just its fourth year of existence. After winning the NFC Central with a 10-6 record, the Buccaneers faced Philadelphia in the Divisional Playoff round after the Eagles had downed Chicago a week earlier. Tampa Bay used a stingy defense (227 yards allowed) and the relentless running of Ricky Bell to prevail 24-17 in front of a home crowd of 71,402. The Buccaneers opened the game with a methodical 18-play, 80-yard march that drained over nine minutes off the clock. On his way to a 142-yard rushing performance, Bell ran on exactly half of the drive's plays, gaining 37 yards on nine totes, including a four-yard scoring burst around right end. Neither team advanced significantly on its next possession, but Philadelphia moved into field goal range early in the second quarter. After a successful fake field goal run was nullified by a delay-of-game penalty on the Eagles, K Tony Franklin came up short on a 52-yard attempt. Taking over at its own 35, Tampa Bay saw a 25-yard run by Bell called back due to holding but immediately compensated with a 34-yard pass from QB Doug Williams to WR Larry Mucker. Williams later fired a 26-yard pass to WR Isaac Hagins and an apparent TD toss to TE Jimmie Giles, but Giles was ruled to not have possession and the Bucs settled for a 40-yard field goal. Before the intermission, Tampa Bay was able to extend its lead to 17 thanks to a big play by the defense. NT Randy Crowder's fumble recovery at the Eagles' four-yard line just two plays after Tampa Bay's field goal set up a second Buccaneer touchdown, though it took four plays to cover that short distance. After an incomplete pass and two Bell runs for three yards, Buccaneer Head Coach John McKay elected to send Bell through the line one more time on fourth down and the third-year back followed a block by left tackle Darryl Carlton to reach paydirt. Philadelphia did manage to get on the board before halftime when LB Jerry Robinson intercepted a Williams pass at the Buccaneers' 48 and returned it 37 yards to the 11. Two plays later, Jaworski hooked up with WR Charles Smith in the end zone to cut the Buc lead to 17-7. Philly then opened the third quarter with a 45-yard field goal drive aided by WR Harold Carmichael's tackle-breaking 39-yard reception and concluded by Franklin's 42-yard kick. The Bucs and Eagles then traded two more punts each to run out the period. On its second possession of the fourth quarter, Tampa Bay got what proved to be the decisive points when Williams hit Giles on a three-yard scoring pass that capped a 57-yard drive. Bell provided the key play of the march with a 26-yard run around left tackle



two minutes. Jaworski's fourth-down incompletion from the Buc 45 effectively ended the game.

on third-and-two from the Philadelphia 49. Philadelphia answered on its next possession with a gritty 80-yard drive, twice keeping possession on fourth-down completions by QB Ron Jaworski. After a 13-yarder to Smith on fourth-and-11 from the 50-yard line, Jaworski then found Carmichael for a 37-yard TD. Following an unsuccessful onside-kick attempt, Philadelphia forced a Buccaneer three-and-out and went on the one last drive in the final

SCORING	1	2	3	4	F
Philadelphia	0	7	3	7	17
Tampa Bay	7	10	0	7	24

Tampa Bay:	Bell 4 run (O'Donoghue kick)
Tampa Bay:	O'Donoghue 40 FG
Tampa Bay:	Bell 1 run (O'Donoghue kick)
Philadelphia:	Smith 11 pass from Jaworski (Franklin kick)
Philadelphia:	Franklin 42 FG
Tampa Bay:	Giles 9 pass from Williams (O'Donoghue kick)
Philadelphia:	Carmichael 37 pass from Jaworski (Franklin kick)

TEAM STATISTICS

	PHI	TB
First Downs	15	17
Total Net Yards	227	318
Total Offensive Plays		59 70
Rushes-Net Yards		18-48
55-186		
Net Yards Passing		179 132
Att.-Comp.-Int.	39-15-0	15-7-1
Sacked-Yards	2-20	0-0
Punts.-Avg.	5-44.3	5-42.6
Fumbles-Lost	2-1	0-0
Penalties-Yards	8-62	9-105
Time of Possession		23:29 36:31

INDIVIDUAL STATISTICS

RUSHING

Philadelphia: Montgomery 13-35, Harris 4-13, Jaworski 1-0. **Tampa Bay:** Bell 38-142 (2 TDs), Eckwood 8-19, Williams 6-19, J. Davis 3-6.

PASSING

Philadelphia: Jaworski 39-15-199, 2 TDs.
Tampa Bay: Williams 15-7-132, 1 TD, 1 INT.

RECEIVING

Philadelphia: Montgomery 4-35, Carmichael 3-92 (1 TD), Smith 3-49 (1 TD), Krepfle 3-23, Harris 1-2, Campfield 1-(-2).
Tampa Bay: Giles 3-43 (1 TD), Hagins 2-34, Mucker 1-34, Owens 1-21.

INTERCEPTIONS

Philadelphia: Robinson 1-37.
Tampa Bay: None.

SACKS

Philadelphia: None.
Tampa Bay: L. Selmon 2-20

ATTENDANCE

71,402

1979 NFC CHAMPIONSHIP GAME



L.A. RAMS 9, TAMPA BAY 0
JANUARY 6, 1980
TAMPA STADIUM (72,033)



TAMPA - In the first NFC Championship Game to be decided without either team scoring a touchdown, host Tampa Bay fell 9-0 to the Los Angeles Rams. In a reversal of the elements that brought the Buccaneers victory one week before in the franchise's first playoff game, Tampa Bay was held to 177 net yards of offense and surrendered to a pounding Rams running game that racked up 216 yards on 53 carries. Three Buccaneer passers were limited to just five completions in 27 attempts and Tampa Bay did not penetrate L.A. territory until midway through the third quarter. Neither team scored in the first quarter, though Los Angeles threatened twice. On its second drive of the game, L.A. advanced to the Buccaneer 18 thanks to two runs and one reception by RB Cullen Bryant for a combined 30 yards. However, fellow RB Wendell Tyler then fumbled on first-and-10 at the 18, with Buccaneer LB Richard Wood recovering. After a Tampa Bay punt, the Rams embarked on another drive deep into Buc territory, mostly on alternating runs by Bryant and Tyler. Tyler got the call on third-and-goal from the one on the final play of the first period but was stopped short by Buc DE Wally Chambers. On the first play of the second quarter, K Frank Corral opened the scoring with a 19-yard field goal. A combined five punts later, Los Angeles took over at its own 38 with just under six minutes to play in the half. Using five of those minutes, Los Angeles advanced 58 yards on 10 plays, the largest chunk coming on a drive-opening 22-yard completion from QB Vince Ferragamo to TE Charle Young. When Buc LB Dewey Selmon stopped Young for a four-yard gain on third-and-five from the Bucs' eight, the Rams were forced into another field goal try, this one a successful 21-yarder. In the final minute of the first half, Tampa Bay drove nearly to midfield but Williams was intercepted in L.A. territory by LB Jim Youngblood. The Rams took a 6-0 lead into halftime after controlling the ball for almost 21 of the game's first 30 minutes. Neither team scored in the third quarter, though the Rams' Corral tried a 37-yard field goal that sailed wide left. The Los Angeles drive had stalled when S Cedric Brown tracked Tyler down in the backfield for a five-yard loss from the Bucs' 15. After a pair of punts, Tampa Bay made its first move into the Los Angeles half of the field when RB Jerry Eckwood threw a 42-yard option pass to WR Larry Mucker and Mucker was pulled down at the 24. However, QB Mike Rae, seeing his first playoff action in place of starter Doug Williams, threw incomplete passes on third and fourth down. Still trailing by just six points, the Buccaneers stiffened defensively on the ensuing possession. Wood stopped Tyler for two-yards on third-and-three then dropped him for a one-yard loss on fourth-and-one at the Bucs' 27-yard line. After the Bucs were forced to punt again, Los Angeles made the game's

final dent on the scoreboard, driving 45 yards on eight plays to set up Corral's third short three-pointer, a 23-yarder. A 13-yard run by Tyler and a 12-yarder by Bryant keyed the march. WR Isaac Hagins returned the ensuing kickoff to Tampa Bay's 35-yard line then hauled in a 25-yard pass from Rae, but Rae's fourth-down throw to Mucker fell incomplete in the end zone.

SCORING	1	2	3	4	F
Los Angeles	0	6	0	3	9
Tampa Bay	0	0	0	0	0
Los Angeles:	Corral 19 FG				
Los Angeles:	Corral 21 FG				
Los Angeles:	Corral 23 FG				

TEAM STATISTICS	LA	TB
First Downs	23	7
Total Net Yards	369	177
Total Offensive Plays	77	54
Rushes-Net Yards	53-216	26-92
Net Yards Passing	153	85
Att.-Comp.-Int.	23-12-0	27-5-1
Sacked-Yards	1-10	1-11
Punts-Avg.	5-37.2	8-37.1
Fumbles-Lost	1-1	1-0
Penalties-Yards	3-20	4-45
Time of Possession	37:49	22:11

INDIVIDUAL STATISTICS
RUSHING
Los Angeles: Bryant 18-106, Tyler 28-86, McCutcheon 6-26, Ferragamo 1(-2).
Tampa Bay: Bell 20-59, Mucker 1-24, Eckwood 2-5, J. Davis 2-4, Rae 1-0.
PASSING
Los Angeles: Ferragamo 23-12-163.
Tampa Bay: Williams 13-12-2, 1 INT, Rae 13-2-42, Eckwood 1-1-42.

RECEIVING
Los Angeles: Bryant 4-39, Dennard 3-56, Young 3-39, Nelson 1-15, Tyler 1-14.
Tampa Bay: Hagins 2-42, Bell 2-12, Mucker 1-42.

INTERCEPTIONS
Los Angeles: Jim Youngblood 1-10.
Tampa Bay: None.

SACKS
Los Angeles: Fanning 1-11.
Tampa Bay: Cotney 1-10.

ATTENDANCE
72,033



1981 NFC DIVISIONAL PLAYOFF GAME



DALLAS 38, TAMPA BAY 0
JANUARY 2, 1982
TEXAS STADIUM (64,848)



FRONT OFFICE

PLAYERS

2023 REVIEW

HISTORY

RECORDS

SIDELINES

DALLAS – The Buccaneers won a thrilling showdown with Detroit in the last week of the regular season to capture the NFC Central crown but, for the second time in a row, failed to score in the resulting playoff game. Dallas ran for 212 yards and four touchdowns on 46 carries and held Tampa Bay to 222 net yards of offense in a 38-0 whitewash. Buccaneer QB Doug Williams was also sacked four times and intercepted four times as Dallas scored 28 second-half points. The first quarter, however, was scoreless as Tampa Bay repelled several Cowboy scoring chances. After an unsuccessful opening drive for the Bucs, Dallas reached Tampa Bay's 40-yard line but stalled when LBs Cecil Johnson and Andy Hawkins broke up a near completion from QB Danny White to TE Doug Cosbie on third-and-nine. Williams was intercepted by CB Dennis Thurman in Buccaneer territory a few plays later, but the Buc defense tipped away two passes and stopped RB Tony Dorsett for a four-yard loss to force a quick punt. Thurman promptly intercepted another Williams offering three plays later, giving Dallas possession at the Bucs' 47. A two-yard fourth-down run by FB Ron Springs and two third-down completions by White preserved a drive that bled into the second quarter and eventually ended in White's nine-yard scoring pass to WR Tony Hill. The Bucs appeared to be responding on their next possession when a 20-yard pass from Williams to RB James Owens sparked a drive that reached Dallas' 21. However, Tampa Bay was penalized 28 yards on second-and-six when Williams was flagged for intentional grounding while trying to avoid a strong run from DE Ed 'Too Tall' Jones. The drive ended in a punt one play later. Dallas added a 21-yard field goal drive after a short Buccaneer punt, giving the Cowboys a 10-0 halftime advantage. That lead was quickly extended after the intermission when Dallas put together a quick 80-yard touchdown drive to open the third period. Dorsett scrambled for consecutive gains of 25 and 26 yards on short passes and RB James Jones ran six yards off right guard for the score. S Michael Downs picked off a Williams pass later in the third quarter and returned it 21 yards to Tampa Bay's 33, setting up a Dorsett five-yard TD run. On the Bucs' next play, Williams was hit by DT John Dutton, leading to an interception by Ed Jones. James Jones converted that turnover into a five-yard touchdown run after Dorsett had zipped for 21 yards on first down. On a drive beginning in the final seconds of the third quarter, Tampa Bay made its deepest thrust into Dallas territory on the strength of a 75-yard reception by TE Jimmie Giles. Giles was pulled down at the Dallas five, but a sack and a three-yard loss by RB Jerry Eckwood led to a fourth-and-goal from the nine. Under pressure from LB Anthony Dickerson, Williams missed Giles in the end zone. Dallas scored its final touchdown on the ensuing possession, driving 90 yards in nine-and-a-half minutes before RB Timmy Newsome punched it in from one-yard out. The Bucs' last drive included a 23-yard Williams-to-Giles hookup but ended on a failed fake punt attempt.



SCORING	1	2	3	4	F
Tampa Bay	0	0	0	0	0
Dallas	0	10	21	7	38

Dallas:	Hill 9 pass from White (Septien kick)
Dallas:	Septien 32 FG
Dallas:	Springs 1 run (Septien kick)
Dallas:	Dorsett 5 run (Septien kick)
Dallas:	Jones 5 run (Septien kick)
Dallas:	Newsome 1 run (Septien kick)

TEAM STATISTICS

	TB	DAL
First Downs	12	27
Total Net Yards	222	345
Total Offensive Plays	57	73
Rushes-Net Yards	24-74	46-212
Net Yards Passing	148	133
Att.-Comp.-Int.	19-10-4	26-15-0
Sacked-Yards	4-39	1-10
Punts-Avg.	5-38.4	4-30.0
Fumbles-Lost	3-0	0-0
Penalties-Yards	10-105	5-40
Time of Possession	26:51	33:09

INDIVIDUAL STATISTICS

RUSHING

Tampa Bay: Owens 12-40, Wilder 4-23, Williams 3-9, Eckwood 4-2, Davis 1-0.
Dallas: Dorsett 16-86 (1 TD), Springs 15-70 (1 TD), J. Jones 9-32 (1 TD), Newhouse 4-23, Newsome 1-1 (1 TD), Cosbie 1-0.

PASSING

Tampa Bay: Williams 29-10-187, 4 INT.
Dallas: D. White 26-15-143, 1 TD.

RECEIVING

Tampa Bay: Bell 3-36 (1 TD), Owens 3-32, Giles 2-98, Wilder 1-11, House 1-10.
Dallas: Dorsett 4-48, DuPree 3-22, Pearson 2-21, Hill 2-18 (1 TD), J. Jones 2-11, Donley 1-14, Cosbie 1-5.

INTERCEPTIONS

Tampa Bay: None
Dallas: Thurman 2-50, Downs 1-21, E. Jones 1-0.

SACKS

Tampa Bay: L. Selmon 1-10.
Dallas: Bethea 1-17, Martin 1-9, R. White 1-4, Hegman 0.5-4.5, Lewis 0.5-4.5.

ATTENDANCE

64,848

1982 NFC FIRST ROUND PLAYOFF GAME



DALLAS 30, TAMPA BAY 17
JANUARY 9, 1983
TEXAS STADIUM (65,042)



DALLAS - For the second straight season, Tampa Bay's playoff road began and ended in Dallas, where they had to avenge a 38-0 drubbing from the 1981 post-season. Though Tampa Bay actually led 17-16 entering the final quarter, Dallas once again moved on at the Bucs' expense, scoring twice in the fourth quarter to earn a 30-17 win. The Buccaneers were outgained in total net yards by a wide 456-218 margin and had possession of the ball for less than 20 minutes of the game, but stayed close with three takeaways, five sacks and a pair of long touchdowns. Dallas cracked the scoreboard first with a 33-yard Rafael Septien field goal in the first quarter set up by Dexter Clinkscales interception at midfield. After a Buccaneer punt, Septien hit another field goal from identical distance, this one keyed by a 26-yard pass from QB Danny White to WR Butch Johnson that had a 14-yard personal foul tacked onto the end of it. Tampa Bay took its first lead of the game in the second quarter thanks to a big play on defense. With Dallas driving well into Buccaneer territory, White fumbled on third-and-six and Tampa Bay LB Hugh Green recovered the loose ball and ran 60 yards for the only defensive touchdown in Buccaneer playoff history. Dallas promptly moved back into the Bucs' half of the field on its next possession as White again hooked up with Johnson for 23 yards and found WR Tony Hill open for a 14-yard gain. The Buccaneer defense came up with another big play, however, as S Mark Cotney redirected another White aerial and returned it 50 yards to the Dallas 27. RB James Wilder added an 11 yard run from there, but the Bucs were forced to kick a 32-yard field goal when CB Ron Fellows broke up a pass intended for WR Gerald Carter in the end zone. Dallas regained the lead before halftime by putting together a 10-play, 75-yard drive culminating in White's six-yard TD pass to RB Ron Springs. Key plays on that drive included a 21-yard catch by WR Drew Pearson and a 13-yarder by TE Doug Cosbie. The third quarter was dominated by a pair of long drives. Dallas opened the period with an 84-yard march on 17 plays that ended in Septien's 19-yard field goal. The Cowboys converted four third downs on the drive but missed the fifth when DE Lee Roy Selmon stopped RB Tony Dorsett for no gain at the one. After interceptions by Dallas' Dennis Thurman and Tampa Bay's Neal Colzie, the Bucs countered with an 80-yard touchdown drive on six plays. WR Gordon Jones got more than half of that on third-and-eight from mid-field when he caught a 49-yard scoring pass, giving Tampa Bay a 17-16 lead. The Bucs then quickly got the ball back to start the fourth quarter thanks to two sacks of White, one by Selmon, but S Monty Hunter then turned in the game's pivotal play, intercepting a Williams throw intended for WR Kevin House and returning it 19 yards for a go-ahead score. Dallas added an 81-yard drive later in the period, scoring a clinching touchdown on White's 10-yard pass to RB Timmy Newsome. Tampa Bay's offense then stalled and Dallas converted two first downs to run out the final two minutes.



SCORING	1	2	3	4	F
Tampa Bay	0	10	7	0	17
Dallas	6	7	3	14	30
Dallas:	Septien 33 FG				
Dallas:	Septien 33 FG				
Tampa Bay:	Green 60 fumble return (Capece kick)				
Tampa Bay:	Capece 32 FG				
Dallas:	Springs 6 pass from White (Septien kick)				
Dallas:	Septien 19 FG				
Tampa Bay:	Jones 49 pass from Williams (Capece kick)				
Dallas:	Hunter 19 Interception return (Septien kick)				
Dallas:	Newsome 10 pass from White (Septien kick)				

TEAM STATISTICS	TB	DAL
First Downs	8	29
Total Net Yards	218	456
Total Offensive Plays	49	92
Rushes-Net Yards	21-105	42-179
Net Yards Passing	113	277
Att.-Comp.-Int.	28-8-3	45-27-2
Sacked-Yards	0-0	5-35
Punts-Avg.	6-43.5	3-40.6
Fumbles-Lost	0-0	1-1
Penalties-Yards	4-41	6-45
Time of Possession	19:47	40:13

INDIVIDUAL STATISTICS

RUSHING

Tampa Bay: Wilder 14-93, Carver 7-12.
Dallas: Dorsett 26-110, Donley 1-25, Springs 7-24, Newhouse 5-15, Pearson 1-4, DuPree 1-1, D. White 1-0.

PASSING

Tampa Bay: Williams 28-8-, 3 INT, 1 TD.
Dallas: D. White 45-27-312, 2 INT, 2 TDs.

RECEIVING

Tampa Bay: House 4-52, Wilder 2-5, Jones 1-49 (1 TD), Giles 1-7.
Dallas: Pearson 7-95, Johnson 4-76, T. Hill 4-45, Cosbie 3-32, Springs 3-16 (1 TD), Dorsett 2-14, Newsome 2-14 (1 TD), Newhouse 1-11, Dupree 1-9.

INTERCEPTIONS

Tampa Bay: Cotney 1-50, Holt 1-0.
Dallas: Hunter 1-19 (1 TD), Clinkscales 1-11, Thurman 1-0.

SACKS

Tampa Bay: Logan 1.5-14.5, Brantley 1-6, Green 1-6, Selmon 1-6, Cannon 1-2.5.
Dallas: None.

ATTENDANCE

65,042

1997 NFC WILD CARD PLAYOFF GAME



TAMPA BAY 20, DETROIT 10
DECEMBER 28, 1997
HOULIHAN'S STADIUM (73,361)



FRONT OFFICE

PLAYERS

2023 REVIEW

HISTORY

RECORDS

SIDELINES

TAMPA - In the team's first playoff game in Tampa Bay since the 1979 season, the Buccaneers dominated Detroit early, rushing to a 20-0 third quarter lead before holding on for the 20-10 Wild Card victory. Lions RB Barry Sanders, who came into the game in possession of a 14-game streak of 100-yard rushing efforts and just the third 2,000-yard season in league history, was contained spectacularly by a swarming Buc defense, gaining just 65 yards and notching no carry longer than 15 yards. After two failed first-quarter drives for each team, the Bucs made the initial strike with a 40-yard field goal drive keyed by QB Trent Dilfer's scrambling, 23-yard completion to WR Karl Williams on third-and-one. Detroit's next drive stalled, too, but the Lions almost regained possession when Williams muffed the resulting punt. However, the ball bounced through several Detroit hands and out of bounds at the Tampa Bay 11, instead setting up the longest drive in Buccaneer playoff history. Fueled by a pair of first-round rookies-RB Warrick Dunn gained 29 yards on seven runs and catches and WR Reidel Anthony caught passes of 10 and 20 yards-the Bucs marched down to a third-and-seven at the Detroit nine-yard line. From there, Dilfer fired a laser over the middle to WR Horace Copeland in the back of the end zone. Detroit's next attempt to climb back into the game was quickly turned back when CB Anthony Parker intercepted a Scott Mitchell pass at the Lions' 39 and returned it to the 20. Three plays later, PK Michael Husted nailed his second three-pointer, this one from a Buccaneer playoff-record 42 yards out. Detroit moved into Buccaneer territory on its next possession but was stonewalled at the 45 when a fourth-and-one pass attempt fell incomplete under heavy pressure from LB Rufus Porter. The Bucs struck first again in the second half when, after a Detroit punt, Dilfer marched his squad 53 yards for a touchdown. FB Mike Alstott began the drive with a seven-yard run then finished it with a 31-yard pinballing burst up the middle that turned into the longest carry in Buc playoff history and Tampa Bay's final touchdown. Detroit's next drive lasted 11 plays as Sanders finally got untracked for consecutive runs of 11 and 15 yards, but another fourth-down pass attempt, this one from the Buccaneers' eight-yard line, fell incomplete under significant pressure from the defensive line. The Lions did manage a field goal before the third period ended, then tacked on a touchdown with their first drive of the final quarter, marching 82 yards behind back-up QB Frank Reich. On the ensuing kickoff, a Buccaneer penalty forced

Tampa Bay to start at its own five-yard line and the team quickly found itself in a third-and-five situation from the 10. Any developing thoughts of a Detroit comeback were promptly denied, however, when Dilfer hit WR Robb Thomas on a crossing pattern that turned into a 52-yard gain.

SCORING	1	2	3	4	F
Detroit	0	0	3	7	10
Tampa Bay	3	10	7	0	20
Tampa Bay:	Husted 22 FG				
Tampa Bay:	Copeland 9 pass from Dilfer (Husted kick)				
Tampa Bay:	Husted 42 FG				
Tampa Bay:	Alstott 31 run (Husted kick)				
Detroit:	Hanson 33 FG				
Detroit:	Vardell 1 run (Hanson kick)				

TEAM STATISTICS	DET	TB
First Downs	18	15
Total Net Yards	307	316
Total Offensive Plays	69	60
Rushes-Net Yards	27-109	32-141
Net Yards Passing	198	175
Att.-Comp.-Int.	40-21-1	26-13-1
Sacked-Yards	2-9	2-6
Punts-Avg.	4-38.0	5-40.4
Fumbles-Lost	1-0	2-1
Penalties-Yards	4-20	4-25
Time of Possession	28:23	31:37

INDIVIDUAL STATISTICS
RUSHING
Detroit: Sanders 18-65, Mitchell 4-20, Rivers 1-17, Reich 1-5, Vardell 2-1 (1 TD), Jett 1-1.
Tampa Bay: Dunn 18-72, Alstott 11-68 (1 TD), Anthony 1-1, Dilfer 2-0.
PASSING
Detroit: Mitchell 25-10-78, 1 INT, Reich 15-11-129.
Tampa Bay: Dilfer 26-13-181, 1 TD, 1 INT.
RECEIVING
Detroit: Morton 8-88, Sanders 5-43, Moore 4-44, Boyd 2-11, Vardell 1-12, Sloan 1-9.
Tampa Bay: Anthony 3-62, Dunn 3-0, Thomas 2-66, Copeland 2-14, Williams 1-23, Alstott 1-12, Harris 1-4.
INTERCEPTIONS
Detroit: Rice 1-2.
Tampa Bay: Parker 1-19.
SACKS
Detroit: Elliss 1-0, London 1-6.
Tampa Bay: Ahanotu 1-4, Jackson 1-5.
ATTENDANCE
73,361



1997 NFC DIVISIONAL PLAYOFF GAME



GREEN BAY 21, TAMPA BAY 7
JANUARY 4, 1998
LAMBEAU FIELD (60,327)



GREEN BAY – The Buccaneers trailed by just six points, 13-7, entering the final period but couldn't pull off the upset in Lambeau Field in a Divisional Playoff game as the Packers held on to a 21-7 win. Tampa Bay had the first scoring opportunity of the game in the opening quarter when a 51-yard drive positioned them at the Green Bay 25. However, DT Bob Kuberski blocked PK Michael Husted's 43-yard field goal attempt and the Packers took over at their own 33. That preceded a 67-yard, seven-play touchdown drive for the Pack that began with a 17-yard Brett Favre-to-TE Mark Chmura pass and ended similarly with a three-yard Favre-Chmura TD hookup. The Bucs' ensuing drive was much like the previous one, covering 50 yards and reaching the Packers' 25-yard line, thanks in large part to a 17-yard pass from QB Trent Dilfer to WR Horace Copeland on third-and-nine. This time, a potential 43-yard field goal was eschewed in favor of a fake attempt, but TE John Davis was stopped for no gain after taking a shovel pass from holder Steve Walsh. The tide seemed to turn again in the Bucs' favor two plays later when DT Warren Sapp stripped RB Dorsey Levens of the ball while making the tackle and recovered the fumble to give Tampa Bay possession at the Packers' 30. Unfortunately for the visitors, Green Bay's defense held strong, forcing another ill-fated field goal attempt, this one wasted by a botched snap. Sapp, who applied constant pressure in the Green Bay backfield all day, recording three sacks, nearly got the ball back for Tampa Bay when he got to Favre and stripped the ball again on third down, but the Packers recovered and punted away. In the half's final two minutes, Green Bay added to its lead with a pair of field goals, the second one set up by CB Tyrone Williams' interception of a Dilfer pass that went through WR Robb Thomas' hands. The Packers opened the second half with a strong drive into Buccaneer territory, but S John Lynch and CB Donnie Abraham combined to turn them away when Lynch hit Favre as he was passing and Abraham made a diving interception of the resulting errant pass. The Bucs then embarked on a 94-yard drive, the longest ever in Buccaneer play-off history, to score a touchdown and pull within six. On third-and-11 from their own five-yard line, the Bucs got out of trouble when Dilfer hit a streaking Reidel Anthony on the side-line for a 52-yard gain. Dilfer then found TE Dave Moore for a 28-yard gain over the middle, setting up FB Mike Alstott's six-yard TD run around left end. Packer RB Dorsey Levens matched that score near the beginning of the fourth quarter with a two-yard touchdown run, finishing off a drive



that had been kept alive when WR Derrick Mayes' bobbled reception on third-and-18 fell into the crook of Mayes' leg for a 22-yard gain. Favre ran the ball in himself on the two-point conversion. The Bucs' next two drives ended in failed fourth downs, including a march set up by Abraham's second interception of the day.

SCORING	1	2	3	4	F
Tampa Bay	0	0	7	0	7
Green Bay	7	6	0	8	21
Green Bay:	Chmura 3 pass from Favre (Longwell kick)				
Green Bay:	Longwell 21 FG				
Green Bay:	Longwell 32 FG				
Tampa Bay:	Alstott 6 run (Husted kick)				
Green Bay:	Levens 2 run (Favre run)				

TEAM STATISTICS	TB	GB
First Downs	15	16
Total Net Yards	263	289
Total Offensive Plays	66	64
Rushes-Net Yards	27-90	32-118
Net Yards Passing	173	171
Att.-Comp.-Int.	37-12-2	28-15-2
Sacked-Yards	2-27	4-19
Punts-Avg.	4-42.3	5-42.6
Fumbles-Lost	2-0	3-1
Penalties-Yards	3-38	7-90
Time of Possession	27:57	32:03

INDIVIDUAL STATISTICS
RUSHING
Tampa Bay: Dunn 18-64, Alstott 7-21 (1 TD), Anthony 1-5, Walsh 1-0.
Green Bay: Levens 25-112 (1 TD), Henderson 2-4, Favre 5-2.
PASSING
Tampa Bay: Dilfer 36-11-200, 2 INT, Walsh 1-1-0.
Green Bay: Favre 28-15-190, 1 TD, 2 INT.
RECEIVING
Tampa Bay: Copeland 4-44, Moore 3-54, Dunn 2-34, Anthony 1-52, Thomas 1-16, Davis 1-0.
Green Bay: Freeman 4-75, Levens 4-29, Mayes 2-37, Chmura 2-20 (1 TD), Henderson 2-8, Brooks 1-21.
INTERCEPTIONS
Tampa Bay: Abraham 2-0.
Green Bay: Williams 1-14, Prior 1-13.
SACKS
Tampa Bay: Sapp 3-19, Culpepper 1-0.
Green Bay: Butler 1-12, McKenzie 1-15.
ATTENDANCE
60,327

1999 NFC DIVISIONAL PLAYOFF GAME



TAMPA BAY 14, WASHINGTON 13
JANUARY 15, 2000
RAYMOND JAMES STADIUM (65,835)



FRONT OFFICE

PLAYERS

2023 REVIEW

HISTORY

RECORDS

SIDELINES

TAMPA – The Bucs rallied from a 13-point deficit to stun the Redskins 14-13 before a delirious gathering of 65,835 at Raymond James Stadium. The win propelled the Bucs into the NFC Championship Game for the first time in two decades. Washington ushered the league's second-ranked offense into Tampa, but left with 157 total yards and no offensive TDs. After a scoreless first quarter, the Redskins struck first. Brett Conway booted a 28-yard FG, giving Washington a 3-0 lead that carried into the locker room. The Redskins then stretched their lead before many fans had returned to their seats. RB Brian Mitchell returned the second-half kickoff 100 yards for a TD. The return set an NFL postseason record and handed Washington a 10-0 lead. CB Darrell Green later picked off Shaun King, setting up Conway for a 48-yard FG. Washington led 13-0 and the natives were growing restless. But S John Lynch intercepted Redskins QB Brad Johnson late in the third quarter, igniting a fire under the Bucs' offense. King marched Tampa Bay to the Redskins 2, where FB Mike Alstott scored on a highlight-reel rumble, cutting Washington's lead to 13-7. Two series later, DE Steve White knocked the ball out of Johnson's hands. DT Warren Sapp recovered at the Redskins 32, setting up an acrobatic one-yard TD toss from King to TE John Davis. The Redskins got one more crack, but Dan Turk's errant snap on a 52-yard FG attempt with 1:17 left punched Tampa Bay's ticket to St. Louis.



SCORING	1	2	3	4	F
Washington	0	3	10	0	13
Tampa Bay	0	0	7	7	14
Washington:	Conway 28-yd. FG				
Washington:	Mitchell 100-yard kickoff return (Conway kick)				
Washington:	Conway 48-yd. FG				
Tampa Bay:	Alstott 2-yd. run (Gramatica kick)				
Tampa Bay:	Davis 1-yd. pass from King (Gramatica kick)				

TEAM STATISTICS

	WASH	TB
First Downs	10	12
Total Net Yards	157	186
Total Offensive Plays	58	61
Rushes-Net Yards	22-46	27-44
Net Yards Passing	111	142
Att.-Comp.-Int.	32-20-1	32-15-1
Sacked-Yards	4-38	2-15
Punts.-Avg.	8-42.1	10-41.8
Fumbles-Lost	2-1	1-0
Penalties-Yards	4-61	2-25
Time of Possession	28:25	31:35

INDIVIDUAL STATISTICS

RUSHING

Washington: Davis 17-37, Centers 1-7, Mitchell 1-1, Thrash 1-1, Hicks 1-0, Westbrook 1-0.
Tampa Bay: Alstott 15-24, Dunn 11-18, King 1-2.

PASSING

Washington: Johnson 32-20-149, 1 INT.
Tampa Bay: King 32-15-157, 1 TD, 1 INT.

RECEIVING

Washington: Connell 4-59, Fryar 4-30, Davis 3-26, Centers 3-8, Hicks 2-17, Mitchell 2-1, Alexander 1-4, Westbrook 1-4.
Tampa Bay: Dunn 4-32, Alstott 3-17, Emanuel 2-47, Moore 2-32, Green 2-25, Williams 1-3, Davis 1-1.

INTERCEPTIONS

Washington: Green 1-12.
Tampa Bay: Lynch 1-0.

SACKS

Washington: Stubblefield 1-10, Barber 1-5.
Tampa Bay: White 2-20, Sapp 1-8.

ATTENDANCE

65,835



1999 NFC CHAMPIONSHIP GAME



ST. LOUIS 11, TAMPA BAY 6
JANUARY 23, 2000
TRANS WORLD DOME (66,496)



ST. LOUIS – Tampa Bay held the high-powered Rams in check for nearly 60 minutes, but a late TD pass enabled St. Louis to escape with an 11-6 win before 66,496 at Trans World Dome. The win propelled the Rams to their second-ever Super Bowl berth. The Bucs jumped on the board quickly. DE Steve White intercepted NFL MVP Kurt Warner on the first play of the game, setting up the Tampa Bay offense at the St. Louis 20. Martin Gramatica booted a 25-yard FG, giving the Bucs a 3-0 lead. The Rams bounced right back, marching 74 yards on 16 plays before settling for a 24-yard FG by Jeff Wilkins. St. Louis grabbed its first lead thanks to a Bucs miscue. C Tony Mayberry snapped the ball over QB Shaun King's head and King knocked the ball out of the end zone for a safety. Wilkins missed a 44-yard FG after the ensuing free kick. The Bucs marched to the Rams 41 late in the second quarter, but CB Todd Lyght picked off King to preserve the 5-3 lead at the half. Tampa Bay reclaimed the lead at the outset of the third quarter when Gramatica nailed a 23-yarder. The Rams tried to counter but LB Hardy Nickerson intercepted Warner at the Bucs 2. On the Rams' next possession, CB Brian Kelly picked off Warner. But the turnover tide turned with eight minutes left. Rams CB Dre Bly intercepted King and returned it to midfield. Six plays later, Warner finally struck gold, lofting a 30-yard TD strike to WR Ricky Proehl. The two-point attempt failed. Tampa Bay drove to the Rams 35 but stalled with 34 seconds left.

SCORING	1	2	3	4	F
Tampa Bay	3	0	3	0	6
St. Louis	3	2	0	6	11

- Tampa Bay:** Gramatica 25-yd. FG
- St. Louis:** Wilkins 24-yd. FG
- St. Louis:** Safety, King out of end zone
- Tampa Bay:** Gramatica 23-yd. FG



St. Louis: Proehl 30-yd. pass from Warner (Wilkins kick)



TEAM STATISTICS

	TB	STL
First Downs	12	17
Total Net Yards	203	309
Total Offensive Plays	57	64
Rushes-Net Yards	23-77	21-51
Net Yards Passing	126	258
Att.-Comp.-Int.	29-13-2	43-26-3
Sacked-Yards	5-37	0-0
Punts.-Avg.	5-40.4	4-43.8
Fumbles-Lost	3-0	2-0
Penalties-Yards	3-15	7-48
Time of Possession	26:59	33:01

INDIVIDUAL STATISTICS

RUSHING

Tampa Bay: Alstott 12-39, Dunn 9-35, King 2-3.
St. Louis: Faulk 17-44, Hakim 1-6, Holcombe 1-2, Warner 2-(-)1.

PASSING

Tampa Bay: King 29-13-163, 0 TD, 2 INT, 32 LG.
St. Louis: Warner 43-26-258, 1 TD, 3 INT, 30 LG.

RECEIVING

Tampa Bay: Green 4-59, Dunn 4-37, Williams 2-28, Emanuel 1-22, Alstott 1-9, Moore 1-8.
St. Louis: Holt 7-68, Proehl 6-100, Bruce 3-22, Faulk 3-5, Hakim 2-27, Holcombe 2-5, Williams 1-22, Robinson 1-11, Conwell 1-(-)2).

INTERCEPTIONS

Tampa Bay: Kelly 1-15, Nickerson 1-6, White 1-0.
St. Louis: Lyght 1-19, Bly 1-9.

SACKS

Tampa Bay: None.
St. Louis: Wistrom 1-13, Clemons 1-8, Carter 1-6, Farr 1-5, Zgonina 1-5.

ATTENDANCE

66,496

2000 NFC WILD CARD PLAYOFF GAME



PHILADELPHIA 21, TAMPA BAY 3
DECEMBER 31, 2000
VETERANS STADIUM (65,813)



FRONT OFFICE

PLAYERS

2023 REVIEW

HISTORY

RECORDS

SIDELINES

PHILADELPHIA - Tampa Bay remained winless on the road in the postseason (0-5) as Philadelphia dominated the Bucs in a 21-3 victory at Veterans Stadium. The Bucs struck first on a 29-yard field goal by K Martin Gramatica early in the second quarter, but the Eagles defense proved stingy for the rest of the contest. Tampa Bay mustered 199 total yards, including just 50 on the ground, and was held to 3-of-13 on third down conversions. The Philadelphia offense, led by QB Donovan McNabb, scored all the points it would need on two drives late in the first half. McNabb kept the ball on a quarterback draw for a five-yard score with 3:21 left following a fumble by Bucs QB Shaun King. King was sacked by Philadelphia DE Hugh Douglas, putting the Eagles in great field position at the Tampa Bay 15-yard line. McNabb then extended the lead to 14-3 with a five-yard scoring strike to WR Na Brown with 12 seconds remaining before intermission. After a scoreless third quarter, the Eagles put the game out of reach on McNabb's second touchdown pass of the day, a two-yarder to TE Jeff Thomason early in the final period. McNabb completed passes to 10 different players on 24-of-33 attempts for 161 yards, and also rushed for 32 yards on eight carries. Eagles RB Chris Warren aided the ground attack, gaining 82 yards on 21 carries. Bucs QB Shaun King passed for 171 yards, including six completions to WR Keyshawn Johnson for 106 yards. But the rushing game was shut down, with FB Mike Alstott totaling 42 yards and RB Warrick Dunn gaining just one yard on eight carries.

SCORING	1	2	3	4	F
Tampa Bay	0	3	0	0	3
Philadelphia	0	14	0	7	21

Tampa Bay: Gramatica 29-yd. FG
Philadelphia: McNabb 5-yd. run (Akers kick)
Philadelphia: Brown 5-yd. pass from McNabb (Akers kick)
Philadelphia: Thomason 2-yd. pass from McNabb (Akers kick)

TEAM STATISTICS

	TB	PHI
First Downs	11	20
Total Net Yards	199	277
Total Offensive Plays	54	68
Rushes-Net Yards	19-50	33-126
Net Yards Passing	149	151
Att.-Comp.-Int.	31-17-0	33-24-1
Sacked-Yards	4-22	2-10
Punts.-Avg.	6-40.5	5-36.6
Fumbles-Lost	2-1	1-0
Penalties-Yards	7-62	2-20
Time of Possession	25:06	34:53

INDIVIDUAL STATISTICS

RUSHING

Tampa Bay: Alstott 7-42, King 4-7, Dunn 8-1.
Philadelphia: Warren 21-82, McNabb 8-32, Mitchell 4-12.

PASSING

Tampa Bay: King 31-17-171, 0 TD, 0 INT, 41 LG.
Philadelphia: McNabb 33-24-161, 2 TD, 1 INT, 25 LG.

RECEIVING

Tampa Bay: Johnson 6-106, Dunn 5-28, Alstott 2-14, Moore 2-12, Anthony 1-6, Hape 1-5.
Philadelphia: Johnson 5-47, Mitchell 5-37, Small 3-30, Lewis 3-24, Martin 2-8, Pritchett 2-(1), Brown 1-5, Pinkston 1-5, Warren 1-4, Thomason 1-2.

INTERCEPTIONS

Tampa Bay: Abraham 1-0.
Philadelphia: None.

SACKS

Tampa Bay: White 1-10, Singleton 0.5-0, Webster 0.5-0.
Philadelphia: Douglas 2-14, Caldwell 1-7, Thomas 1-1.

ATTENDANCE

65,813



2001 NFC WILD CARD PLAYOFF GAME



PHILADELPHIA 31, TAMPA BAY 9 JANUARY 12, 2002 VETERANS STADIUM (65,847)



PHILADELPHIA - Philadelphia controlled the running game and took advantage of four Bucs' turnovers as it ended Tampa Bay's season for the second consecutive year in a 31-9 victory at Veterans Stadium in an NFC Wild Card contest. The Bucs remained winless on the road in the postseason (0-6) and were handed a first round playoff loss for the second straight year in what would prove to be Tony Dungy's final game as head coach. FS Dexter Jackson intercepted Eagles QB Donovan McNabb on the opening series, leading to a 36-yard field goal by K Martin Gramatica. The Eagles pulled even on a David Akers FG and TE Chad Lewis gave Philadelphia the lead for good on a 16-yard TD reception from McNabb. Gramatica cut the lead to 10-6 with his second three-pointer, but McNabb found RB Duce Staley for a 23-yard TD pass in the final minute of the first half for a 17-6 lead. Gramatica again closed the gap with a 27-yard FG on the final play of the half, drawing the Bucs to within 17-9 at the break. But the Eagles dominated the second half, adding a 25-yard TD scamper by RB Correll Buckhalter and a 59-yard interception return for a touchdown by S Damon Moore in the closing minutes. Tampa Bay mustered just 258 yards of total offense, including 63 on the ground. QB Brad Johnson threw four interceptions and the Bucs converted on only 5-of-12 third down attempts. McNabb, who passed for 194 yards, added



57 yards rushing.

SCORING	1	2	3	4	F
Tampa Bay	3	6	0	0	9
Philadelphia	3	14	7	7	31

Tampa Bay: Gramatica 36-yd. FG

Philadelphia: Akers 26-yd. FG.

Philadelphia: Lewis 16-yd. pass from McNabb (Akers kick)

Tampa Bay: Gramatica 32-yd. FG

Philadelphia: Staley 23-yd. pass from McNabb (Akers kick)

Tampa Bay: Gramatica 27-yd. FG

Philadelphia: Buckhalter 25-yd. run (Akers kick)

Philadelphia: Moore 59-yd. INT return (Akers kick)

TEAM STATISTICS

	TB	PHI
First Downs	16	17
Total Net Yards	258	334
Total Offensive Plays	61	57
Rushes-Net Yards	24-63	29-148
Net Yards Passing	195	186
Att.-Comp.-Int.	36-22-4	25-16-1
Sacked-Yards	1-7	3-8
Punts.-Avg.	5-41.6	6-37.7
Fumbles-Lost	1-0	1-0
Penalties-Yards	4-28	7-59
Time of Possession	29:37	30:23

INDIVIDUAL STATISTICS

RUSHING

Tampa Bay: Alstott 12-32, Dunn 11-29, B. Johnson 1-2.

Philadelphia: McNabb 4-57, Buckhalter 9-55, Staley 15-34, Thrash 1-2.

PASSING

Tampa Bay: B. Johnson 36-22-202, 0 TD, 4 INT.

Philadelphia: McNabb 25-16-194, 2 TD, 1 INT.

RECEIVING

Tampa Bay: Dunn 8-37, Alstott 5-32, K. Johnson 3-75, Williams 2-25, Green 2-15, Moore 1-13, Yoder 1-5.

Philadelphia: Pinkston 5-62, Lewis 4-60, Thrash 3-32, Staley 2-27, Buckhalter 2-13.

INTERCEPTIONS

Tampa Bay: Jackson 1-9.

Philadelphia: Moore 2-59, Dawkins 1-0, Vincent 1-0.

SACKS

Tampa Bay: Rice 2-7, White 1-1.

Philadelphia: Douglas 1-7.

ATTENDANCE

65,847

2002 NFC DIVISIONAL PLAYOFF GAME



TAMPA BAY 31, SAN FRANCISCO 6
JANUARY 12, 2003
RAYMOND JAMES STADIUM (65,599)



FRONT OFFICE

PLAYERS

2023 REVIEW

HISTORY

RECORDS

SIDELINES

TAMPA – Tampa Bay advanced to the NFC Championship Game for the third time in club history (also 1979 and 1999) behind a suffocating defense and pair of touchdown passes by QB Brad Johnson as the Buccaneers defeated San Francisco at Raymond James Stadium. Tampa Bay jumped out to a 28-6 halftime lead, reaching the end zone on three consecutive possessions in the first half. FB Mike Alstott opened the scoring with a two-yard run and added his second scoring run with less than one minute remaining in the first half. Sandwiched in between Alstott's two scores were scoring strikes to WR Joe Jurevicius from 20 yards and TE Rickey Dudley's 12-yard score in the second quarter. Johnson, who returned to the starting lineup after missing the last two regular season games with a right lower back contusion, completed 15-of-31 passes for 196 yards with two touchdowns and one interception. Tampa Bay's top-ranked defense forced five turnovers, including three interceptions of 49ers QB Jeff Garcia. San Francisco, which entered the game averaging 22.9 points per contest in the regular season and put up 39 points in its Wild Card win over the New York Giants, were limited to just two first half field goals and 228 total yards. The Bucs' defense did not allow the 49ers to score a touchdown for the first time in 50 games (counting postseason). LB Derrick Brooks, the 2002 NFL Defensive Player of the Year, posted seven tackles, one INT and a sack to pace the Bucs' defense. Tampa Bay's secondary limited WR Terrell Owens to just four catches for 35 yards as CB Ronde Barber recorded an interception and CB Dwight Smith added an interception and a fumble recovery on special teams.



SCORING	1	2	3	4	F
San Francisco	3	3	0	0	6
Tampa Bay	7	21	3	0	31

- Tampa Bay:** Alstott 2 run (Gramatica kick)
San Francisco:Chandler 24 FG
Tampa Bay: Jurevicius 20 pass from B. Johnson (Gramatica kick)
San Francisco:Chandler 40 FG
Tampa Bay: Dudley 12 pass from B. Johnson (Gramatica kick)
Tampa Bay: Alstott 2 run (Gramatica kick)
Tampa Bay: Gramatica 19 FG

TEAM STATISTICS	SF	TB
First Downs	14	21
Total Net Yards	228	329
Total Offensive Plays	58	71
Rushes-Net Yards	13-62	38-121
Net Yards Passing	166	208
Att.-Comp.-Int.	41-22-3	32-16-1
Sacked-Yards	4-27	1-9
Punts-Avg.	3-34.3	4-47.3
Fumbles-Lost	4-2	2-1
Penalties-Yards	6-71	10-100
Time of Possession	23:14	36:46

INDIVIDUAL STATISTICS

RUSHING

Tampa Bay: Alstott 17-60 (2 TD), Pittman 17-41, Stecker 2-8, R. Johnson 1-7, B. Johnson 1-5.
San Francisco: Hearst 10-55, Barlow 3-7.

PASSING

Tampa Bay: B. Johnson 31-15-196, 2 TD, 1 INT, R. Johnson 1-1-21.
San Francisco: Garcia 41-22-193, 0 TD, 3 INT.

RECEIVING

Tampa Bay: K. Johnson 5-85, Jurevicius 3-48 (1 TD), Dilger 3-35, Alstott 3-27, Dudley 1-12 (1 TD), Pittman 1-0.
San Francisco: Streets 5-62, Owens 4-35, Hearst 4-29, Stokes 3-20, Beasley 2-15, E. Johnson 2-7, Wilson 1-22, Barlow 1-3.

INTERCEPTIONS

Tampa Bay: Barber 1-25, Smith 1-6, Brooks 1-0.
San Francisco: Holman 1-13.

SACKS

Tampa Bay: Rice 1-8, Singleton 1-6, Spires 1-8, Brooks 0.5-2.5, Sapp 0.5-2.5.
San Francisco: Peterson 1-9.

ATTENDANCE

65,599

2002 NFC CHAMPIONSHIP GAME



TAMPA BAY 27, EAGLES 10

JANUARY 19, 2003

VETERANS STADIUM (66,713)



PHILADELPHIA – Tampa Bay advanced to its first Super Bowl appearance in club history with a 27-10 victory over the Philadelphia Eagles in the final game at Veterans Stadium. The Buccaneers, under first-year head coach Jon Gruden, forced three Eagles turnovers en route to securing Tampa Bay's first road win in postseason history. CB Ronde Barber paced an outstanding defensive effort with a club-record 92-yard INT return for a TD, four passes defended, three tackles, one sack and a forced fumble. Tampa Bay built a 17-10 halftime lead behind QB Brad Johnson, who completed 20-of-33 passes for 259 yards with one TD and one INT. On the game's opening kickoff, Philadelphia KR Brian Mitchell raced 70 yards to set up RB Duce Staley's 20-yard run for a 7-0 lead. The Buccaneers responded when K Martin Gramatica drilled a club postseason-record 48-yard field goal to cut the deficit to 7-3. Late in the first quarter, Brad Johnson connected with WR Joe Jurevicius for a 71-yard completion—the second-longest in team postseason history—to set up FB Mike Alstott's one-yard TD run for a 10-7 lead. K David Akers tied the contest with a 30-yard FG, but Brad Johnson connected on a nine-yard TD to WR Keyshawn Johnson for the go-ahead score. The Bucs' defense stifled the Eagles' offensive attack in the second half and allowed just 30 yards and two first downs in the third quarter. Tampa Bay added 10 more points as Gramatica hit a 27-yard FG in the third quarter and Barber punctuated the win with the first-ever interception return in club playoff history late in the fourth quarter.

SCORING	1	2	3	4	F
Tampa Bay	10	7	3	7	27
Philadelphia	7	3	0	0	10

Philadelphia: Staley 20 run (Akers kick)
Tampa Bay: Gramatica 48 FG
Tampa Bay: Alstott 1 run (Gramatica kick)
Philadelphia: Akers 30 FG
Tampa Bay: K. Johnson 9 pass from B. Johnson (Gramatica kick)
Tampa Bay: Gramatica 27 FG
Tampa Bay: Barber 92 INT return (Gramatica kick)

TEAM STATISTICS

	TB	PHI
First Downs	15	20
Total Net Yards	308	312
Total Offensive Plays	65	72
Rushes-Net Yards	32-49	21-80
Net Yards Passing	259	232
Att.-Comp.-Int.	33-20-1	49-26-1
Sacked-Yards	0-0	2-11
Punts-Avg.	7-36.3	7-39.9
Fumbles-Lost	0-0	2-2
Penalties-Yards	3-16	5-45
Time of Possession	30:53	29:07

INDIVIDUAL STATISTICS

RUSHING

Tampa Bay: Alstott 17-25 (1 TD), Pittman 8-17, Stecker 1-9, B. Johnson 6-- -2.
Philadelphia: Staley 13-58 (1 TD), McNabb 3-17, Westbrook 2-5, Levens 3-0.

PASSING

Tampa Bay: B. Johnson 33-20-259, 1 TD, 1 INT.
Philadelphia: McNabb 49-26-243, 0 TD, 1 INT.

RECEIVING

Tampa Bay: Pittman 5-53, McCardell 5-37, Dilger 3-41, K. Johnson 3-40 (1 TD), Jurevicius 1-71, Williams 1-7, Dudley 1-7, Stecker 1-3.
Philadelphia: Lewis 6-65, Staley 6-26, Freeman 5-66, Thrash 4-23, Pinkston 3-51, Westbrook 1-8, Martin 1-4.

INTERCEPTIONS

Tampa Bay: Barber 1-92 (1 TD).
Philadelphia: Taylor 1-1.

SACKS

Tampa Bay: Rice 1-6, Barber 1-5.
Philadelphia: None.

ATTENDANCE

66,713



SUPER BOWL XXXVII


TAMPA BAY 48, OAKLAND 21
JANUARY 26, 2003
QUALCOMM STADIUM (67,603)



SAN DIEGO – Tampa Bay, behind a suffocating defense, set Super Bowl records with five interceptions, including a Super Bowl record-setting three for touchdowns, as the Buccaneers defeated the Oakland Raiders 48-21 to capture Super Bowl XXXVII at Qualcomm Stadium for



the first NFL championship in team history. Jon Gruden became the youngest head coach at the time (age 39) to win a Super Bowl as the Buccaneers' top-ranked defense stifled the Raiders No. 1 ranked offense. S Dexter Jackson earned Most Valuable Player honors for his two first-half interceptions and CB Dwight Smith returned a pair of second-half interceptions from 44 and 50 yards for TDs. LB Derrick Brooks added a 44-yard INT return for a score. The Buccaneers' defense held the Raiders to 269 total yards, 19 rushing yards and 11 total first downs. Tampa Bay's defensive line added five sacks, including two courtesy of DE Simeon Rice. Raiders QB Rich Gannon, the league's Most Valuable Player, completed 24-of-44 passes for 272 yards with two TDs and a Super Bowl record five INTs. Gannon, who threw just 10 INTs in 618 passing attempts during the regular season, finished with a 48.9 passer rating as Tampa Bay held Oakland to 62 total yards in the first half, the second-fewest in Super Bowl history. Oakland took a 3-0 lead on its initial possession with a 40-yard field goal by K Sebastian Janikowski. But that lead was short-lived as the Buccaneers built a 20-3 halftime advantage on a pair of K Martin Gramatica field goals and a two-yard TD run by FB Mike Alstott and a five-yard TD reception by WR Keenan McCardell. The Buccaneers scored a pair of touchdowns in the third quarter on McCardell's eight-yard scoring pass from QB Brad Johnson, who completed 18-of-34 passes for 215 yards with two TDs and one INT, and Smith's 44-yard INT return for a 34-3 advantage. RB Michael Pittman posted a season-high 29 carries for 124 yards. Oakland found the end zone for the first time late in the third quarter and added two more TDs, the last by All-Pro WR Jerry Rice from 48 yards out to cut the lead to 34-21. But the Buccaneers clinched their first championship in 27 seasons with two defensive scores in the final 1:18, courtesy of Brooks, the NFL's Defensive Player of the Year, and Smith's score with just two seconds remaining.



SCORING	1	2	3	4	F
Oakland	3	0	6	12	21
Tampa Bay	3	17	14	14	48
Oakland:	Janikowski 40 FG				
Tampa Bay:	Gramatica 31 FG				
Tampa Bay:	Gramatica 43 FG				
Tampa Bay:	Alstott 2 run (Gramatica kick)				
Tampa Bay:	McCardell 5 pass from B. Johnson (Gramatica kick)				
Tampa Bay:	McCardell 8 pass from B. Johnson (Gramatica kick)				
Tampa Bay:	Smith 44 INT return (Gramatica kick)				
Oakland:	Porter 39 pass from Gannon (pass failed)				
Oakland:	E. Johnson 13 return of blocked punt (pass failed)				
Oakland:	Rice 48 pass from Gannon (pass failed)				
Tampa Bay:	Brooks 44 INT return (Gramatica kick)				
Tampa Bay:	Smith 50 INT return (Gramatica kick)				

TEAM STATISTICS

	OAK	TB
First Downs	11	24
Total Net Yards	269	365
Total Offensive Plays	60	76
Rushes-Net Yards	11-19	42-150
Net Yards Passing	250	215
Att.-Comp.-Int.	44-24-5	34-18-1
Sacked-Yards	5-22	0-0
Punts.-Avg.	5-39.0	5-31.0
Fumbles-Lost	1-0	1-0
Penalties-Yards	7-51	5-41
Time of Possession	22:46	37:14

INDIVIDUAL STATISTICS

RUSHING

Oakland: Garner 7-10, Crockett 2-6, Gannon 2-3.
Tampa Bay: Pittman 29-124, Alstott 10-15 (1 TD), B. Johnson 1-10, Stecker 1-1, Tupa 1-0.

PASSING

Oakland: Gannon 44-24-272, 2 TD, 5 INT.
Tampa Bay: B. Johnson 34-18-215, 2 TD, 1 INT.

RECEIVING

Oakland: Garner 7-51, Rice 5-77 (1 TD), Jolley 5-59, Porter 4-62 (1 TD), Brown 1-9, Ritchie 1-7, Wheatley 1-7.
Tampa Bay: K. Johnson 6-69, Alstott 5-43, Jurevicius 4-78, McCardell 2-13 (2 TD), Dilger 1-12.

INTERCEPTIONS

Oakland: Woodson 1-12.
Tampa Bay: Smith 2-94 (2 TD), Jackson 2-34, Brooks 1-44 (1 TD).

SACKS

Oakland: None.
Tampa Bay: Rice 2-7, Sapp 1-9, Spires 1-5, Wyms 1-1.

ATTENDANCE

67,603



2005 NFC WILD CARD GAME



WASHINGTON 17, TAMPA BAY 10 JANUARY 7, 2006 RAYMOND JAMES STADIUM (65,514)



TAMPA - Despite surrendering just 120 yards of total offense to the visiting Washington Redskins, Tampa Bay suffered its first playoff defeat at Raymond James Stadium in the NFC Wild Card contest. The 120 yards were the fewest yards gained by a winning team in a game in NFL playoff history. Redskins QB Mark Brunell was limited to seven completions on 15 attempts for 41 yards and one interception while the Washington rushing attack averaged only 3.1 yards per carry on 31 attempts. Tampa Bay fell behind 14-0 in the first quarter following two Tampa Bay miscues. Redskins LB LaVar Arrington picked off a tipped QB Chris Simms pass deep in Buccaneers territory on their second possession, setting up a RB Clinton Portis six-yard touchdown run. On the ensuing possession, RB Carnell "Cadillac" Williams fumbled and Redskins S Sean Taylor returned it 51 yards for a touchdown. The two teams traded field goals in the second quarter as Washington went to the locker room with a 17-3 lead at halftime. Tampa Bay got back within seven at 17-10 on its first possession of the second half, driving 51 yards in seven plays as Simms capped it off with a two-yard touchdown run for what turned out to be the final scoring of the day. Following a CB Brian Kelly interception in Washington territory with just under four minutes remaining, the Buccaneers had a chance to tie the game but Simms' 35-yard pass into the end zone to WR Edell Shepherd was ruled incomplete. Tampa Bay regained possession near midfield with 1:05 left in the contest, but Simms was intercepted following another tipped ball on the first play of the drive.



SCORING	1	2	3	4	F
Washington	14	3	0	0	17
Tampa Bay	0	3	7	0	10

Washington:	Portis 6 run (Hall kick)
Washington:	Taylor 51 fumble return (Hall kick)
Tampa Bay:	Bryant 43 FG
Washington:	Hall 47 FG
Tampa Bay:	Simms 2 run (Bryant kick)

TEAM STATISTICS

	WASH	TB
First Downs	9	17
Total Net Yards	120	243
Total Offensive Plays	49	66
Rushes-Net Yards	31-95	25-75
Net Yards Passing	25	168
Att.-Comp.-Int.	16-7-1	38-25-2
Sacked-Yards	2-16	3-30
Punts-Avg.	7-38.3	5-39.4
Fumbles-Lost	3-0	3-1
Penalties-Yards	4-30	3-30
Time of Possession	25:31	34:29

INDIVIDUAL STATISTICS

RUSHING

Washington: Portis 16-53 (1 TD), Betts 10-25, Moss 1-11, Brunell 4-6.
Tampa Bay: Williams 18-49, Alstott 4-15, Simms 3-11.

PASSING

Washington: Brunell 15-7-41, 0 TD, 1 INT, Portis 1-0-0, 0 TD, 0 INT.
Tampa Bay: Simms 38-25-198, 0 TD, 2 INT.

RECEIVING

Washington: Moss 2-18, Cooley 2-12, Betts 1-11, Thrash 1-5, Portis 1-(5).
Tampa Bay: Galloway 7-69, Hilliard 4-38, Pittman 3-30, Becht 3-26, Smith 3-14, Williams 3-10, Alstott 1-7, Shepherd 1-4.

INTERCEPTIONS

Washington: Arrington 1-21, Washington 1-13.
Tampa Bay: Kelly 1-3.

SACKS

Washington: Daniels 1-13, Stoutmire 1-9, Evans 1-8.
Tampa Bay: Rice 1-11, Wyms 1-5.

ATTENDANCE

65,514

2007 NFC WILD CARD GAME



N.Y. GIANTS 24, TAMPA BAY 14

JANUARY 6, 2008

RAYMOND JAMES STADIUM (65,621)



TAMPA – Playing host to the New York Giants in an NFC Wild Card matchup, the Buccaneers 2007 season came to an end as the Giants advanced with a 24-14 victory. Tampa Bay started fast, taking a 7-0 lead in the first quarter on a RB Earnest Graham one-yard touchdown run as the Buccaneers gained 78 first-quarter yards compared to the Giants minus-two yards. New York evened the score with 10:02 left in the first half as QB Eli Manning found RB Brandon Jacobs on a five-yard scoring pass. The Giants took the lead on their next possession as Jacobs scored on an eight-yard run, giving New York a 14-7 lead at halftime. Following a Buccaneers fumble on the opening kickoff of the second half, the Giants tacked on a 25-yard field goal for a 17-7 lead. Tampa Bay drove into Giants territory on its next possession, but QB Jeff Garcia was intercepted in the end zone. Following a Buccaneers punt that pinned the Giants at their own eight-yard line, New York drove 92 yards in 15 plays to take a 24-7 lead with 8:03 left in the game on a Manning to WR Amani Toomer four-yard touchdown pass. Tampa Bay pulled within 10 on the ensuing drive as Garcia connected with TE Alex Smith for a six-yard score with 3:25 left in the contest. The Buccaneers forced a punt on the Giants next possession and advanced near midfield, but Garcia was intercepted just after the two-minute warning to end the Buccaneers comeback attempt. LB Derrick Brooks played in his 11th postseason game, becoming the all-time leader in postseason games played in franchise history.

SCORING	1	2	3	4	F
N.Y. Giants	0	14	3	7	24
Tampa Bay	7	0	0	7	14

Tampa Bay:	Graham 1 run (Bryant kick)
New York:	Jacobs 5 pass from Manning (Tynes kick)
New York:	Jacobs 8 run (Tynes kick)
New York:	Tynes 25 FG
New York:	Toomer 4 pass from Manning (Tynes kick)
Tampa Bay:	Smith 6 pass from Garcia (Bryant kick)

TEAM STATISTICS

	NYG	TB
First Downs	16	20
Total Net Yards	277	271
Total Offensive Plays	58	62
Rushes-Net Yards	30-100	22-69
Net Yards Passing	177	202
Att.-Comp.-Int.	27-20-0	39-23-2
Sacked-Yards	1-8	1-5
Punts.-Avg.	6-44.5	5-36.8
Fumbles-Lost	0-0	2-1
Penalties-Yards	5-41	4-25
Time of Possession	33:31	26:29

INDIVIDUAL STATISTICS

RUSHING

New York: Bradshaw 17-66, Jacobs 13-34.

Tampa Bay: Graham 18-63, Pittman 1-5, Askew 1-3, Garcia 1-2, Galloway 1-(-4).

PASSING

New York: Manning 27-20-185, 2 TD, 0 INT.

Tampa Bay: Garcia 39-23-207, 1 TD, 2 INT.

RECEIVING

New York: Toomer 7-74, Burress 4-38, Smith 3-29, Jacobs 2-16, Boss 2-14, Bradshaw 1-9, Hedgecock 1-5.

Tampa Bay: Pittman 5-62, Graham 4-27, Hilliard 4-27, Clayton 3-39, Smith 3-26, Askew 2-12, Galloway 1-9, Stevens 1-5.

INTERCEPTIONS

New York: Webster 1-0, McQuarters 1-0.

Tampa Bay: None.

SACKS

New York: Strahan 1-5.

Tampa Bay: Adams 1-8.

ATTENDANCE

65,621





2020 NFC WILD CARD GAME

TAMPA BAY 31, WASHINGTON 23

JANUARY 9, 2021

FEDEXFIELD (NO ATTENDANCE)



LANDOVER, MD. – In Tampa Bay's most prolific postseason offensive performance to date, the Buccaneers defeated the Washington Football Team, 31-23, while setting franchise postseason records for both single-game net yards (507), and single-game net passing yards (365). Pro Bowl wide receiver Mike Evans racked up 119 yards receiving on six receptions to help the Buccaneers advance to the NFC Divisional Round. Quarterback Tom Brady threw a pair of touchdown passes in the opening half – finding Antonio Brown and Chris Godwin – to give the Buccaneers an 18-7 lead going into the break. Washington quarterback Taylor Heinicke, who was starting just the second game of his NFL career, found both his rhythm and the end zone in the second half, scoring on a 8-yard touchdown run late in the third quarter to bring the score to 18-16 in favor of the Buccaneers. Tampa Bay responded by scoring the next 11 points via a Ryan Succop 38-yard field goal and a three-yard touchdown run from Leonard Fournette to push the lead up to 28-16. Washington came back with a long touchdown drive of its own – finished off by an 11-yard touchdown pass from Heinicke to Steven Sims Jr. – to once again make it a one-possession game with 4:20 remaining in the contest. Succop hit his fourth field goal of the game with 2:49 remaining to give Tampa Bay a 31-23 lead that it wouldn't surrender. Succop's four made field goals in the game marked the most in a single game in Buccaneers' playoff history. Meanwhile, Fournette's 132 scrimmage yards at Washington stand as the third-most by a Tampa Bay player in a playoff game.



SCORING	1	2	3	4	F
Tampa Bay	9	9	0	13	31
Washington	0	7	9	7	23
Tampa Bay:	Succop 29 FG				
Tampa Bay:	Brown 36 pass from Brady (kick blocked)				
Washington:	McKissic 2 run (Hopkins kick)				
Tampa Bay:	Godwin 27 pass from Brady (run failed)				
Tampa Bay:	Succop 23 FG				
Washington:	Hopkins 36 FG				
Washington:	Heinicke 8 run (pass failed)				
Tampa Bay:	Succop 38 FG				
Tampa Bay:	Fournette 3 run (Succop kick)				
Washington:	S. Sims 11 pass from Heinicke (Hopkins kick)				
Tampa Bay:	Succop 37 FG				

TEAM STATISTICS

	WAS	TB
First Downs	23	26
Total Net Yards	375	507
Total Offensive Plays	69	72
Rushes-Net Yards	23-86	29-142
Net Yards Passing	289	365
Att.-Comp.-Int.	44-26-1	40-20-0
Sacked-Yards	2-17	3-16
Punts.-Avg.	5-36.6	3-42.3
Fumbles-Lost	0-0	2-1
Penalties-Yards	2-25	3-24
Time of Possession	28:48	31:12

INDIVIDUAL STATISTICS

RUSHING

Washington: Heinicke 6-46 (1 TD), Gibson 14-31, McKissic 2-5 (1 TD), S. Sims 1-4
Tampa Bay: Fournette 19-93 (1 TD), Brown 1-22, Vaughn 5-21, Miller 1-8.

PASSING

Washington: Heinicke 44-26-306, 1 TD, 1 INT
Tampa Bay: Brady 40-22-381, 2 TD, 0 INT

RECEIVING

Washington: C. Sims 7-104, McLaurin 6-75, Thomas 5-74, S. Sims 3-33, McKissic 2-8, Sprinkle 1-8, Gibson 2-4
Tampa Bay: Evans 6-119, Brate 4-80, Godwin 5-79 (1 TD), Brown 2-49 (1 TD), Fournette 4-39, Miller 1-15

INTERCEPTIONS

Washington: None
Tampa Bay: Murphy-Bunting 1-0

SACKS

Washington: Payne 2-14, Sweat 1-2
Tampa Bay: David 1-11, Nelson 1-6

ATTENDANCE

0 (COVID-19 Pandemic)



2020 NFC DIVISIONAL GAME

TAMPA BAY 30, NEW ORLEANS 20

JANUARY 17, 2021

MERCEDES-BENZ SUPERDOME (3,750)



NEW ORLEANS - The Tampa Bay Buccaneers came out on top in their first ever postseason meeting with the division-rival New Orleans Saints, prevailing by a 30-20 score. Turnovers proved to be the difference as the Buccaneers defense picked off Saints quarterback Drew Brees three times and recovered a Jared Cook fumble, while Tampa Bay's offense put forth a turnover-free performance, giving the Buccaneers a 4-0 advantage in the turnover battle. Saints wide receiver and return specialist Deonte Harris returned the game's first punt 54 yards to set up kicker Will Lutz for his first of two first-quarter field goals that gave New Orleans an early 6-0 lead. Tampa Bay responded with 10-straight points on a Ryan Succop field goal followed by a three-yard touchdown pass from Tom Brady to Mike Evans. The Saints' lone possession between the Buccaneers' back-to-back scores was halted by an interception from cornerback Sean Murphy-Bunting, who returned it 36 yards to the Saints' 3-yard line, setting Tampa Bay up with great field position leading into Evans' touchdown catch. Trailing for the first time, New Orleans pulled out a trick play with a direct snap to running back Alvin Kamara, who handed it off to Emmanuel Sanders on a reverse. Sanders then pitched it back to quarterback Jameis Winston, who began the play lined up on the outside prior to throwing a 56-yard touchdown strike to TreQuan Smith, re-gaining the lead for New Orleans. A 37-yard field goal from Succop knotted the score at 13 going into halftime. Smith hauled in a 16-yard touchdown pass from Drew Brees to begin the second half, but Tampa would score the game's final 17 points, aided by three second-half takeaways, to leave New Orleans with a win. Buccaneers running back Leonard Fournette accumulated 107 scrimmage yards in the contest, including a 6-yard touchdown reception in the third quarter. Meanwhile, Brady finished with 199 passing yards and three total touchdowns, with zero interceptions.

SCORING	1	2	3	4	F
Tampa Bay	0	13	7	10	30
New Orleans	6	7	7	0	20

New Orleans: Lutz 23 FG

New Orleans: Lutz 42 FG

Tampa Bay: Succop 26 FG

Tampa Bay: Evans 3 pass from Brady (Succop kick)

New Orleans: T. Smith 56 pass from Winston (Lutz kick)

Tampa Bay: Succop 37 FG

New Orleans: T. Smith 16 pass from Brees (Lutz kick)

Tampa Bay: Fournette 6 pass from Brady (Succop kick)

Tampa Bay: Succop 36 FG

Tampa Bay: Brady 1 run (Succop kick)

TEAM STATISTICS

	TB	NO
First Downs	20	20
Total Net Yards	316	294
Total Offensive Plays	69	60
Rushes-Net Yards	35-127	25-104
Net Yards Passing	189	190
Att.-Comp.-Int.	33-18-0	35-20-3
Sacked-Yards	1-10	0-0
Punts.-Avg.	4-30.5	2-40.5
Fumbles-Lost	1-0	1-1
Penalties-Yards	7-62	5-34
Time of Possession	31:31	28:29

INDIVIDUAL STATISTICS

RUSHING

New Orleans: Kamara 18-85, Montgomery 4-14, Brees 2-3, Washington 1-2

Tampa Bay: Fournette 17-63, Jones 13-62, Brady 5-2 (1 TD)

PASSING

New Orleans: Brees 34-19-134, 1 TD, 3 INT, Winston 1-1-56, 1 TD, 0 INT

Tampa Bay: Brady 33-18-199, 2 TD, 0 INT

RECEIVING

New Orleans: Smith 3-85 (2 TD), Sanders 6-48, Cook 5-28, Kamara 3-20, Montgomery 1-13, Harris 1-(-1), J. Hill 1-(-3)

Tampa Bay: Brate 4-50, Fournette 5-44 (1 TD), Godwin 4-34, Miller 1-29, Johnson 1-15, Gronkowski 1-14, Brown 1-10, Evans 1-3 (1 TD)

INTERCEPTIONS

New Orleans: None

Tampa Bay: Murphy-Bunting 1-36, White 1-28, Edwards 1-1

SACKS

New Orleans: Davis 1-10

Tampa Bay: None

ATTENDANCE

3,750





2020 NFC CHAMPIONSHIP GAME

TAMPA BAY 31, GREEN BAY 26 JANUARY 24, 2021 LAMBEAU FIELD (7,772)



TAMPA – On the shoulders of a combined five-sack day by edge rushers Shaquil Barrett and Jason Pierre-Paul, the Tampa Bay Buccaneers won the franchise's second NFC Championship, defeating the Green Bay Packers, 31-26. Tampa Bay executed a nine-play, 66-yard drive to begin the game – capped off by a 15-yard touchdown pass from Tom Brady to Mike Evans – scoring the only points in the first quarter. The Packers got to work quickly to open the second quarter as Aaron Rodgers found Marquez Valdes-Scantling for a 50-yard touchdown strike to briefly tie the game before Tampa Bay responded with a 20-yard touchdown run from Leonard Fournette. Then with just 28 second remaining in the opening half, the Packers – trailing 14-10 – had the ball with a chance to climb within a point or potentially take the lead, however a timely, game-changing interception from Sean Murphy-Bunting gave the Buccaneers the ball back with enough time for Brady to deliver a 39-yard touchdown pass to Scotty Miller with just one second remaining, giving Tampa Bay a 21-10 edge at halftime. The momentum carried over into the second half for Tampa Bay as Jordan Whitehead got things going with a forced fumble that was scooped up by Devin White, leading to another Buccaneers touchdown – an eight-yard reception by Cameron Brate – extending the lead to 28-10 with 13:54 remaining in the third quarter. From that point on, Green Bay outscored Tampa Bay 17-3, but the Buccaneers were able to overcome interceptions on three consecutive drives and hold on to win by a 31-26 score. Chris Godwin's fifth reception of the game sealed the win for Tampa Bay and lifted the Buccaneers to the organization's second Super Bowl appearance. Godwin's 110 receiving yards in the game marked the second-most in a playoff game in franchise history. Barrett's 3.0 sacks tied for the most in a postseason game in team history, while Pierre-Paul's two sacks tied for the third-most in a single playoff game. As a team, the Buccaneers 5.0 sacks at Green Bay tied for the most in team postseason history.



SCORING	1	2	3	4	F
Tampa Bay	7	14	7	3	31
Green Bay	0	10	13	3	26

Tampa Bay:	Evans 15 pass from Brady (Succop kick)
Green Bay:	Valdes-Scantling 50 pass from Rodgers (Crosby kick)
Tampa Bay:	Fournette 20 run (Succop kick)
Green Bay:	Crosby 24 FG
Tampa Bay:	Miller 39 pass from Brady (Succop kick)
Tampa Bay:	Brate 8 pass from Brady (Succop kick)
Green Bay:	Tonyan 8 pass from Rodgers (Crosby kick)
Green Bay:	Adams 2 pass from Rodgers (Crosby kick)
Tampa Bay:	Succop 46 FG
Green Bay:	Crosby 26 FG

TEAM STATISTICS

	TB	GB
First Downs	19	23
Total Net Yards	351	381
Total Offensive Plays	61	69
Rushes-Net Yards	24-76	16-67
Net Yards Passing	275	314
Att.-Comp.-Int.	36-20-3	48-33-1
Sacked-Yards	1-5	5-32
Punts.-Avg.	2-40.0	3-44.7
Fumbles-Lost	0-0	2-1
Penalties-Yards	2-8	4-30
Time of Possession	25:23	34:37

INDIVIDUAL STATISTICS

RUSHING

Green Bay: Jones 6-27, Williams 7-23, Dillon 3-17
Tampa Bay: Fournette 12-55 (1 TD), Jones 10-16, Godwin 1-6, Brady 1-(-1)

PASSING

Green Bay: Rodgers 48-33-346, 3 TD, 1 INT
Tampa Bay: Brady 36-20-3, 3 TD, 3 INT

RECEIVING

Green Bay: Valdes-Scantling 4-115 (1 TD), Adams 9-67 (1 TD), Lazard 3-62, Lewis 3-28, Tonyan 4-22, Williams 4-22, Dillon 1-13, St. Brown 1-10, Jones 4-7
Tampa Bay: Godwin 5-110, Evans 3-51 (1 TD), Miller 2-36 (1 TD), Gronkowski 1-29, Fournette 5-19, Brate 3-19 (1 TD), Johnson 1-16

INTERCEPTIONS

Green Bay: Alexander 2-16, Amos 1-0
Tampa Bay: Murphy-Bunting 1-0

SACKS

Green Bay: Clark 1-5
Tampa Bay: Barrett 3-18, Pierre-Paul 2-14

ATTENDANCE

7,772

SUPER BOWL LV



TAMPA BAY 31, KANSAS CITY 9
FEBRUARY 7, 2021
RAYMOND JAMES STADIUM (24,835)



TAMPA – In a dominating performance at Raymond James Stadium, the Tampa Bay Buccaneers defeated the Kansas City Chiefs, 31-9, to claim the Lombardi Trophy, becoming the first team in NFL history to win a Super Bowl in its home stadium. The Tampa Bay defense became just the fifth



in Super Bowl history not to allow a touchdown. Trailing 3-0 in the first quarter, Tom Brady found Rob Gronkowski for an 8-yard touchdown pass to give Tampa Bay a lead which it would never surrender. The Buccaneers were stopped on the goal line on their next possession, but followed it up with three consecutive touchdown drives. Gronkowski hauled in a 17-yard pass from Brady to score his second touchdown of the game, putting his name next to Jerry Rice as the only players in NFL history with two-or-more touchdown receptions in multiple Super Bowls. With 1:01 remaining in the opening half, the Buccaneers took advantage of a penalty-aided drive that resulted in a 1-yard touchdown reception for Antonio Brown with just six seconds before halftime, giving Tampa Bay a 21-6 advantage at the break. The Chiefs were able to get a field goal on their first drive of the second half, but that would mark the final points of the ballgame for Kansas City. The Buccaneers immediately responded with a Leonard Fournette 27-yard touchdown run followed by a 52-yard Ryan Succop field goal to push the lead to 31-9. The second half continued to be dominated by the Buccaneers defense, which consistently put pressure on Chiefs quarterback Patrick Mahomes. Tampa Bay's defense recorded a pair of second-half interceptions – one from Devin White and one from Antoine Winfield Jr. Winfield became just the seventh rookie in NFL history with an interception in the Super Bowl. Collectively, the Buccaneers defense racked up nine quarterback hits in the game, which were tied for the fourth-most in a Super Bowl since QB hits became regularly tracked in 2006. Shaquil Barrett had four quarterback hits alone, tying for the second-most by an individual player in that span. Brady won Super Bowl MVP honors for the fifth time in his career, throwing for 201 yards and three touchdowns to earn a 125.8 passer rating. He moved to 7-3 in his career in Super Bowls – the most wins ever by any player in league history. The Super Bowl victory was the eighth consecutive win for the Buccaneers dating back to the regular season, the longest winning streak in team history.



SCORING	1	2	3	4	F
Kansas City	3	3	3	0	9
Tampa Bay	7	14	10	0	31

Kansas City: Butler 49 FG
Tampa Bay: Gronkowski 8 pass from Brady (Succop kick)
Tampa Bay: Gronkowski 17 pass from Brady (Succop kick)
Kansas City: Butler 34 FG
Tampa Bay: Brown 1 pass from Brady (Succop kick)
Kansas City: Butler 52 FG
Tampa Bay: Fournette 27 run (Succop kick)
Tampa Bay: Succop 52 FG

TEAM STATISTICS

	KC	TB
First Downs	22	26
Total Net Yards	350	340
Total Offensive Plays	69	63
Rushes-Net Yards	17-107	33-145
Net Yards Passing	243	195
Att.-Comp.-Int.	49-26-2	29-21-0
Sacked-Avg.	3-27	1-6
Punts.-Avg.	3-29.0	4-37.5
Fumbles-Lost	1-0	1-0
Penalties-Yards	11-120	4-39
Time of Possession	28:37	31:23

INDIVIDUAL STATISTICS

RUSHING
Kansas City: Edwards-Helaire 9-64, Mahomes 5-33, D. Williams (2-5), Hill 1-5
Tampa Bay: Fournette 16-89 (1 TD), Jones 12-61, Brady 4-(-2), Miller 1-(-3)


PASSING
Kansas City: Mahomes 49-26-270, 0 TD, 2 INT
Tampa Bay: Brady 29-21-201, 3 TD, 0 INT

RECEIVING
Kansas City: Kelce 10-133, Hill 7-73, Edwards-Helaire 2-23, Watkins 1-13, Robinson 1-11, D. Williams 2-10, Hardman 2-4, Pringle 1-3
Tampa Bay: Gronkowski 6-67 (2 TD), Fournette 4-46, Evans 1-31, Brate 3-26, Brown 5-22 (1 TD), Godwin 2-9

INTERCEPTIONS
Kansas City: None
Tampa Bay: Winfield 1-0, White 1-0

SACKS
Kansas City: Clark 1-6
Tampa Bay: Suh 1.5-14.5, Barrett 1-6, Gill 0.5-6.5

ATTENDANCE
24,835





2021 NFC WILD CARD GAME

TAMPA BAY 31, PHILADELPHIA 15

JANUARY 16, 2022

RAYMOND JAMES STADIUM (65,077)



TAMPA – The Tampa Bay Buccaneers kicked off their 2021-22 NFL Playoffs with a dominating performance on both sides of the ball vs. the Philadelphia Eagles in the Super Wild Card Round, racing out to a 31-0 lead through three quarters. In the absence of the team's two primary running backs Leonard Fournette and Ronald Jones II, it was fellow running backs Giovani Bernard and Ke'Shawn Vaughn finding the endzone in the opening quarter to give Tampa Bay a 14-0 advantage. Meanwhile, the Buccaneers defense delivered a first-half shutout to take a 17-0 lead into halftime after safety Mike Edwards intercepted a pass in the endzone with 43 seconds remaining to preserve the lead heading into the break. In the second half, Tampa Bay picked up right where it left off, capitalizing on a pair of third quarter turnovers and turning them into 14 points on the other end. The first was a muffed punt by the Eagles that led to a 2-yard touchdown pass from Tom Brady to Rob Gronkowski. On the very next Eagles' possession, quarterback Jalen Hurts was picked off by Buccaneers outside linebacker Shaquil Barrett, which led to another Tom Brady touchdown — a 36-yard pass to Mike Evans. Evans led the team with a single-game franchise playoff record nine receptions for 117 yards and a touchdown. Philadelphia scored the game's final 15 points in the fourth quarter, but came up short as Tampa Bay advanced to the NFC Divisional Round. It marked the fifth consecutive playoff win for Tampa Bay, the team's longest in franchise history. Tampa Bay became one of just three teams in NFL history to have five consecutive playoff games scoring 30-or-more points joining the New Orleans Saints (1/16/10-1/14/12) and Kansas City Chiefs (1/12/19-2/2/20). The 16-point winning margin marked the fifth-largest in team history, while Tom Brady's 115.2 passer rating in the game ranked as the second-best mark in a postseason game in franchise history.

SCORING	1	2	3	4	F
Philadelphia	0	0	0	15	15
Tampa Bay	14	3	14	0	31
Tampa Bay:	Bernard 2 run (Succop kick)				
Tampa Bay:	Vaughn 1 run (Succop kick)				
Tampa Bay:	Succop 34 FG				
Tampa Bay:	Gronkowski 2 pass from Brady (Succop kick)				
Tampa Bay:	Evans 36 pass from Brady (Succop kick)				
Philadelphia:	Scott 34 run (Elliott kick)				
Philadelphia:	Gainwell 16 pass from Hurts (Elliott kick)				

TEAM STATISTICS

	PHI	TB
First Downs	14	23
Total Net Yards	339	349
Total Offensive Plays	62	72
Rushes-Net Yards	17-95	31-106
Net Yards Passing	244	243
Att.-Comp.-Int.	43-23-2	37-29-0
Sacked-Yards	2-14	4-28
Punts.-Avg.	6-42.0	7-48.7
Fumbles-Lost	3-1	0-0
Penalties-Yards	4-45	4-35
Time of Possession	26:57	33:03

INDIVIDUAL STATISTICS

RUSHING

Tampa Bay: Vaughn 17-53 (1 TD), Bernard 13-44 (1 TD), Miller 1-9

Philadelphia: Hurts 8-39, Scott 1-34 (1 TD), Sanders 7-16, Gainwell 1-6

PASSING

Tampa Bay: Brady 37-29-271, 2 TD, 0 INT

Philadelphia: Hurts 43-23-258, 1 TD, 2 INT

RECEIVING

Tampa Bay: Evans 9-117 (1 TD), Bernard 5-39, Gronkowski 5-31 (1 TD), Brate 3-29, Johnson 2-30, Vaughn 2-9, Miller 1-8, Perriman 1-5, Howard 1-3

Philadelphia: Goedert 6-92, Gainwell 5-49, Smith 4-60, Sanders 3-12, Watkins 2-35, Howard 1-7, Reagar 1-2, Scott 1-1

INTERCEPTIONS

Tampa Bay: Barrett 1-17, Edwards 1-0

Philadelphia: None

SACKS

Tampa Bay: McLendon 1-9, Winfield Jr. 1-5

Philadelphia: Kerrigan 1.5-12.5, Hargrave 1-8, Singleton 1-4, Barnett 0.5-3.5

ATTENDANCE

65,077





2021 NFC DIVISIONAL ROUND

LOS ANGELES 30, TAMPA BAY 27

JANUARY 23, 2022

RAYMOND JAMES STADIUM (65,597)



TAMPA - The Buccaneers mounted a thrilling 24-point comeback effort to knot the score at 27 with just 42 seconds remaining in regulation, but ultimately Tampa Bay fell 30-27 to the Los Angeles Rams in the 2021 NFC Divisional Round. The Rams leaned on their stars to open up a 20-3 lead at halftime and a 27-3 lead late in the third quarter as quarterback Matthew Stafford threw a pair of first-half touchdown passes, including a 70-yard completion to wide receiver Cooper Kupp, before later running it in for a third touchdown in the third quarter. Kupp led all players with 102 first-half receiving yards and 183 total for the game. Late in the third quarter, Tampa Bay began to find itself, scoring on a 31-yard field goal from Ryan Succop and a 1-yard touchdown run by Leonard Fournette to cut the deficit to 27-13 heading into the final frame. Three second half fumble recoveries allowed the Buccaneers to continue to climb back into the game and the four total fumble recoveries by Tampa Bay set a new single-game franchise playoff record. With 3:20 remaining in the game, wide receiver Mike Evans beat Rams All-Pro cornerback Jalen Ramsey down the sideline and hauled in a 55-yard touchdown strike from quarterback Tom Brady to bring the Buccaneers back into a one-possession ballgame. On the second Rams play following the Evans touchdown, defensive lineman Ndamukong Suh forced the ball loose from Los Angeles running back Cam Akers, and the fumble was scooped up by linebacker Lavonte David to give Tampa Bay a chance to tie with 2:25 remaining in the game. The Buccaneers took full advantage, finishing off a seven-play, 30-yard drive with a 9-yard Fournette touchdown run with 42 seconds left on the clock. However, the Stafford-Kupp duo struck again, connecting for two completions totaling 64 yards to put Los Angeles in field goal range. Rams kicker Matt Gay connected on a game-winning 30-yard field goal which ended the Tampa Bay Buccaneers 2021-22 season. Mike Evans' 119 receiving yards in the game tied his own franchise single-game playoff record.



SCORING	1	2	3	4	F
Los Angeles	10	10	7	3	30
Tampa Bay	3	0	10	14	27

Los Angeles:	Gay 26 FG
Los Angeles:	Blanton 7 pass from Stafford (Gay kick)
Tampa Bay:	Succop 45 FG
Los Angeles:	Kupp 70 pass from Stafford (Gay kick)
Los Angeles:	Gay 40 FG
Los Angeles:	Stafford 1 run (Gay kick)
Tampa Bay:	Succop 31 FG
Tampa Bay:	Fournette 1 run (Succop kick)
Tampa Bay:	Evans 55 pass from Brady (Succop kick)
Tampa Bay:	Fournette 9 run (Succop kick)
Los Angeles:	Gay 30 FG

TEAM STATISTICS

	LAR	TB
First Downs	24	20
Total Net Yards	428	359
Total Offensive Plays	70	71
Rushes-Net Yards	30-73	14-51
Net Yards Passing	355	308
Att.-Comp.-Int.	38-28-0	54-30-1
Sacked-Yards	2-11	3-21
Punts.-Avg.	4-48.8	4-53.0
Fumbles-Lost	4-4	1-1
Penalties-Yards	4-45	4-61
Time of Possession	34:08	25:52

INDIVIDUAL STATISTICS

RUSHING

Tampa Bay: Fournette 13-51 (2 TD), Brady 1-0
Los Angeles: Akers 24-48, Jefferson 1-15, Stafford 4-6 (1 TD), Michel 1-4

PASSING

Tampa Bay: Brady 54-30-329, 1 TD, 1 INT
Los Angeles: Stafford 38-28-366, 2 TD, 1 INT

RECEIVING

Tampa Bay: Evans 8-119 (1 TD), Gronkowski 4-85, Fournette 9-56, Miller 4-38, Johnson 3-15, Brate 1-9, Howard 1-7
Los Angeles: Kupp 9-183 (1 TD), Beckham Jr. 6-69, Higbee 4-51, Jefferson 2-29, Akers 3-20, Blanton 2-18 (1 TD), Michel 2-(-4)

INTERCEPTIONS

Tampa Bay: None
Los Angeles: Scott 1-0

SACKS

Tampa Bay: Vea 1-10, Pierre-Paul 0.5-0.5, Suh 0.5-0.5
Los Angeles: Floyd 1-9, Donald 1-7, Miller 1-5

ATTENDANCE

65,597



2022 NFC WILD CARD GAME

DALLAS 31, TAMPA BAY 14

JANUARY 16, 2023

RAYMOND JAMES STADIUM (69,145)



TAMPA – The Tampa Bay Buccaneers 2022 season came to an end after falling to the Dallas Cowboys 31-14 in the Super Wild Card Round, but not before marking the second instance in franchise history in which the team made the playoffs in three consecutive seasons, joining 1999-2002 when Tampa Bay earned four straight playoff berths. The Buccaneers fell into a 24-0 deficit that they were unable to overcome despite putting forth the second-most total yards of offense (386) and second-most net passing yards (334) in franchise playoff history. In his NFL record 48th career playoff game, quarterback Tom Brady threw for 351 yards and two touchdowns. At the time of his retirement following the 2022 NFL season, Brady finished his career as the NFL's all-time leader in playoff wins (35), playoff passing yards (13,400) and playoff touchdown passes (88). He also finished his career as Tampa Bay's all-time leader in playoff wins by a quarterback (five), playoff passing yards (2,012) and playoff passing touchdowns (15). Three different Tampa Bay receivers finished with 70-or-more yards in the game: Chris Godwin (10-85), Julio Jones (7-74, TD) and Mike Evans (6-74). Godwin finished the 2022 season with 114 receptions including playoffs, surpassing Keyshawn Johnson (109 in 2001) for the most in a single season in team history. Franchise cornerstone Lavonte David led the defense with a career playoff-high 14 tackles. Since StatsPass data is available (1994), David's 14 tackles were tied for the second-most by a Buccaneers player in a playoff game in franchise history. In a comeback attempt, Tampa Bay got inside Dallas' 35-yard line on each of their final four drives of the game, scoring a pair of touchdowns from Julio Jones and Cameron Brate.

SCORING	1	2	3	4	F
Dallas	6	12	6	7	31
Tampa Bay	0	0	6	8	14

Dallas:	Schultz 2 pass from Prescott (PAT miss)
Dallas:	Prescott 1 run (PAT miss)
Dallas:	Schultz 11 pass from Prescott (PAT miss)
Dallas:	Gallup 2 pass from Prescott (PAT miss)
Tampa Bay:	Jones 30 pass from Brady (2-pt failed)
Dallas:	Lamb 18 pass from Prescott (Maher kick)
Tampa Bay:	Brate 8 pass from Brady (Brady-Evans pass 2-pt)

TEAM STATISTICS

	DAL	TB
First Downs	26	24
Total Net Yards	425	386
Total Offensive Plays	69	80
Rushes-Net Yards	35-128	12-52
Net Yards Passing	297	334
Att.-Comp.-Int.	33-25-0	66-35-1
Sacked-Yards	2-17	1-8
Punts.-Avg.	4-47.3	5-49.0
Fumbles-Lost	0-0	2-0
Penalties-Yards	2-15	3-34
Time of Possession	34:34	25:26

INDIVIDUAL STATISTICS

RUSHING

Tampa Bay: White 7-41, Fournette 5-11

Dallas: Prescott 33-25-305, 4 TD, 0 INT

PASSING

Tampa Bay: Brady 66-35-351, 2 TD, 1 INT

Dallas: Prescott 33-25-305, 4 TD, 0 INT

RECEIVING

Tampa Bay: Godwin 10-85, Jones 7-74 (1 TD), Evans 6-74, Otton 4-58, R. White 4-36, Gage Jr. 2-10, Brate 1-8 (1 TD), Fournette 1-6

Dallas: Schultz 7-95 (2 TD), Gallup 5-46 (1 TD), Lamb 4-68 (1 TD), Pollard 3-12, Hilton 2-23, Brown 2-18, Ferguson 1-34, Elliott 1-9

INTERCEPTIONS

Tampa Bay: None

Dallas: Kearse 1-0

SACKS

Tampa Bay: Vea 1-8

Dallas: Hankins 1-9, Parsons 1-8

ATTENDANCE

69,145





2023 NFC WILD CARD ROUND

TAMPA BAY 32, PHILADELPHIA 9

JANUARY 15, 2024

RAYMOND JAMES STADIUM (63,397)



TAMPA – After winning six of their final seven games to finish the regular season and clinch both a playoff berth and Tampa Bay's third consecutive NFC South division title, the Buccaneers used that momentum to put forth a dominant performance on both sides of the ball in a 32-9 win over the Philadelphia Eagles in the 2023 NFC Wild Card game. It marked the first career playoff win for Head Coach Todd Bowles. In his first playoff game as a member of the Buccaneers, quarterback Baker Mayfield threw for 337 yards and three touchdowns, with no interceptions, earning a playoff career-best 119.8 passer rating and becoming the first player in franchise history to throw for 300+ yards with three-or-more passing touchdowns in a postseason contest. His three touchdowns passes tied for the most in Tampa Bay's team playoff history. All three of Mayfield's touchdown passes came on passes of 20+ yards. Rookie Trey Palmer and veteran David Moore hauled in 56-yard and 44-yard touchdown receptions, respectively, establishing the longest and third-longest postseason touchdown catches in team history. The touchdowns marked the first for both Palmer and Moore in their playoff careers. Tight end Cade Otton also set a new record for the most receptions by a tight end in a playoff game, finishing with a career-best eight catches for 89 yards. The defense held strong all game long, shutting out the Eagles in three of the four quarters. Tampa Bay's +23 margin of victory on the night marked the clubs' third-largest point differential in a postseason game. Tampa Bay held Philadelphia to 0-for-9 on third down conversion attempts, marking the fourth time in NFL postseason history that a team has held an opponent to a third-down conversion percentage of zero. Tampa Bay outgained Philadelphia 426-276 (+150), posting the largest yardage differential in a playoff game in club history. The Eagles collected a season-low 13 first downs and were held to a season-low 42 rushing yards. It marked the second-fewest rushing yards Tampa Bay has allowed in a playoff game in franchise history, trailing only Super Bowl XXVII when they limited the Oakland Raiders to 19 rushing yards. Additionally, Tampa Bay forced a safety, the first postseason safety in club history.



SCORING	1	2	3	4	F
Philadelphia	0	9	0	0	9
Tampa Bay	10	6	9	7	32

Tampa Bay:	McLaughlin 28 FG
Tampa Bay:	Moore 44 pass from Mayfield (McLaughlin kick)
Tampa Bay:	McLaughlin 54 FG
Philadelphia:	Elliott 47 FG
Tampa Bay:	McLaughlin 48 FG
Philadelphia:	Goedert 5 pass from Hurts (2-pt. failed)
Tampa Bay:	Safety
Tampa Bay:	Palmer 56 pass from Mayfield (McLaughlin kick)
Tampa Bay:	Godwin 23 pass from Mayfield (McLaughlin kick)

TEAM STATISTICS

	PHI	TB
First Downs	13	23
Total Net Yards	276	426
Total Offensive Plays	59	70
Rushes-Net Yards	15-42	29-119
Net Yards Passing	234	307
Att.-Comp.-Int.	35-25-0	36-22-0
Sacked-Yards	3-16	4-30
Punts.-Avg.	4-47.0	3-41.3
Fumbles-Lost	2-0	0-0
Penalties-Yards	6-54	5-25
Time of Possession	25:57	34:03

INDIVIDUAL STATISTICS

RUSHING

Tampa Bay: R. White 18-72, Mayfield 2-16, Edmonds 7-12, Thompkins 1-10, Palmer 1-9
Philadelphia: Swift 10-34, Hurts 1-5, Gainwell 4-3

PASSING

Tampa Bay: Mayfield 36-22-337, 3 TD, 0 INT
Philadelphia: Hurts 35-25-250, 1 TD, 0 INT

RECEIVING

Tampa Bay: Otton 8-89, Moore 2-66 (1 TD), Palmer 1-56 (1 TD), Evans 3-48, Godwin 4-45 (1 TD), Durham 1-18, Edmonds 1-8, Thompkins 1-4, R. White, 1-3
Philadelphia: Smith 8-148, Swift 4-32, Jones 3-22, Goedert 4-21 (1 TD), Watkins 3-12, Gainwell 2-10, Zacccheaus 1-5

INTERCEPTIONS

Tampa Bay: None
Philadelphia: None

SACKS

Tampa Bay: Gaines 1-7, Tryon-Shoyinka 1-1, Kancey 0.5-4.5, Vea 0.5-4.5
Philadelphia: Graham 1-7, Sweat 1-4, Williams 1-9, Cox 0.5-5, Smith 0.5-5

ATTENDANCE

63,397



2023 NFC DIVISIONAL ROUND

DETROIT 31, TAMPA BAY 23
JANUARY 21, 2024
FORD FIELD (66,201)



TAMPA – The Tampa Bay Buccaneers went toe-to-toe with the Detroit Lions in the 2023 NFC Divisional Round. The two teams exchanged scores throughout the first three quarters, leading to a 17-17 score heading into the fourth quarter. However, Detroit struck twice with a pair of touchdowns to open the final frame and it proved to much to overcome as the Buccaneers eventually fell by a 31-23 score. As an offense, Tampa Bay recorded 408 net yards, the third-most in franchise history, in addition to finishing with the second-highest yards per play average (6.8) and highest rush average (5.9) for a single postseason game in team history. Mike Evans established a new single-game franchise playoff record with 147 receiving yards on eight receptions, which included a 16-yard touchdown catch in the fourth to cut the deficit to one score. For the second time in as many playoff games, Mayfield threw for 300+ yards and three touchdowns, and maintained a 106.5 career postseason passer rating with Tampa Bay for his career through the 2023 season, which then stood as the highest in franchise history. Lavonte David put forth a standout performance defensively, finishing with 13 tackles (two for loss), one quarterback hit and 1.0 sack. With his performance, David improved his total to 71 career postseason tackles – the second-most in club postseason history. His 2.0 career postseason sacks are tied for seventh-most in club postseason history, while his six career postseason tackles for loss are tied for second-most in franchise history. Despite the loss, 2023 marked the fourth consecutive playoff trip for Tampa Bay, tying for the longest-such streak in franchise history.

SCORING	1	2	3	4	F
Tampa Bay	3	7	7	6	23
Detroit	3	7	7	14	31
Detroit:	Badgley 23 FG				
Tampa Bay:	McLaughlin 43 FG				
Detroit:	J. Reynolds 9 pass from Goff (Badgley kick)				
Tampa Bay:	Otton 2 pass from Mayfield (McLaughlin kick)				
Detroit:	C. Reynolds 1 run (Badgley kick)				
Tampa Bay:	R. White 12 pass from Mayfield (McLaughlin kick)				
Detroit:	Gibbs 31 run (Badgley kick)				
Detroit:	St. Brown 9 pass from Goff (Badgley kick)				
Tampa Bay:	Evans 16 pass from Mayfield (2-pt. failed)				

TEAM STATISTICS

	TB	DET
First Downs	23	26
Total Net Yards	408	391
Total Offensive Plays	60	71
Rushes-Net Yards	15-89	26-114
Net Yards Passing	319	277
Att.-Comp.-Int.	41-26-2	43-30-0
Sacked-Yards	4-30	2-10
Punts.-Avg.	4-51.8	5-43.6
Fumbles-Lost	0-0	0-0
Penalties-Yards	5-33	3-17
Time of Possession	28:00	32:00

INDIVIDUAL STATISTICS

RUSHING

Detroit: Gibbs 9-74 (1 TD), Montgomery 10-33, Goff 6-6, C. Reynolds 1-1 (1 TD)
Tampa Bay: R. White 9-55, Edmonds 4-19, Mayfield 2-15

PASSING

Detroit: Goff 43-30-287, 2 TD, 0 INT
Tampa Bay: Mayfield 41-26-349, 3 TD, 2 INT

RECEIVING

Detroit: St. Brown 8-77 (1 TD), LaPorta 9-65, Gibbs 4-40, Williams 2-35, Wright 1-29, J. Reynolds 2-27 (1 TD), Montgomery 3-14, Cabinda 1-0
Tampa Bay: Evans 8-147 (1 TD), Otton 5-65 (1 TD), Godwin 4-40, R. White 4-36 (1 TD), Palmer 2-32, Edmonds 2-18, Moore 1-11

INTERCEPTIONS

Detroit: Gardner-Johnson 1-12, Barnes 1-0
Tampa Bay: None

SACKS

Detroit: Melifonwu 1.5-10, Branch 1-9, Hutchinson 1-9, Reeves-Maybin 0.5-2
Tampa Bay: David 1-6, Kancey 1-4

ATTENDANCE

66,201



TAMPA BAY BUCCANEERS SUPER BOWL XXXVII RING

FRONT OFFICE

PLAYERS

2023 REVIEW

HISTORY

RECORDS

SIDELINES



In the long-established tradition of creating custom awards for the world of sports, Tiffany & Co. designed the Super Bowl championship rings presented to the Tampa Bay Buccaneers, winners of Super Bowl XXXVII.

The fourteen-karat yellow gold ring incorporates the Vince Lombardi Super Bowl Trophy, an original Tiffany design featuring a football in kicking position, which the company has produced for every Super Bowl since its inception in 1967. In the ring's depiction, the trophy base is set with three rectangular modified brilliant diamonds, the football is studded with a marquis diamond, and 50 sparkling round diamonds set in white gold surround the trophy. The ring's bezel reads 'Tampa Bay Buccaneers World Champions.'

Details of Super Bowl XXXVII and the Buccaneers are commemorated on the sides of the ring. On one side, the cities of the contending teams (Tampa Bay and Oakland) appear, along with the final game score (48-21), date and place of Super Bowl XXXVII (January 26, 2003, in San Diego, Calif.),

and the Super Bowl and NFL shield logos. The ring's other side displays the player's name engraved on a banner and captures the team's undaunted spirit with flag logo, palm trees, and a sea-going pirate ship reminiscent of the Buccaneers' own ship that is a fan favorite at home games.

The ring reflects the close collaboration between Tiffany and the Tampa Bay Buccaneers in capturing the rich symbolism of the Super Bowl, the winning team, and the NFL. The awarding of the Super Bowl rings to the victorious Buccaneers followed the presentation of the Vince Lombardi trophy presented to the team on Super Bowl Sunday.

In addition to creating the Vince Lombardi trophy, Tiffany also creates the Pete Rozelle trophy presented to the Most Valuable Player of the Super Bowl game. Named for the late NFL Commissioner whose distinguished career spanned nearly 30 years, the trophy, a shooting star design handcrafted of sterling silver with vermeil, was first awarded in 1991 at Super Bowl XXV. The Pete Rozelle trophy was awarded to Tampa Bay's Dexter Jackson.



AT LEFT: Both sides of former Buccaneers FB Mike Alstott's Super Bowl ring

TAMPA BAY BUCCANEERS SUPER BOWL LV RING

The Buccaneers' Super Bowl LV rings tell the story of the team's unforgettable 2020 season by incorporating the most relevant accomplishments into the design details. Containing 15 carats of white diamonds and 14 karat yellow and white gold, the top of the ring features 319 diamonds. On the top are two Lombardi Trophies – representing the franchise's two Super Bowl Championships – and the team's signature flag logo, carved from a red stone. The 319 diamonds represent the 31-9 final score in Tampa Bay's Super Bowl LV victory.

The ring's signature feature is the innovative twist-off top, the first for any Super Bowl ring. On the bottom of the removal top, laser-etched in gold, is the word "HISTORIC" alongside a description of the team's accomplishment as the first to win the Super Bowl on its home field.

When removed, the top reveals the handcrafted replica of Raymond James Stadium. On the gold field is a single diamond, placed by the tunnel where Buccaneers players entered during Super Bowl LV. Around the top of the stadium on each of the four sides are displays of the four game scores from Tampa Bay's postseason run – victories against the Washington Football Team, New Orleans Saints, Green Bay Packers and Kansas City Chiefs.



9 DIAMONDS

ON THE LEFT TROPHY REPRESENT 9 POINTS ALLOWED IN SUPER BOWL LV. ONE OF THE FEWEST IN NFL HISTORY.



8 EMERALD-CUT DIAMONDS
ON EACH SIDE REPRESENT 8 STRAIGHT WINS, THE LONGEST IN FRANCHISE HISTORY, THAT LED TO THE SUPER BOWL LV WIN.

319 DIAMONDS
ON THE EXTERIOR TOP REPRESENT THE 31-9 SUPER BOWL LV FINAL SCORE.



REMOVABLE TOP

FOR THE FIRST TIME IN NFL HISTORY A CHAMPIONSHIP RING HAS BEEN DESIGNED WITH A REMOVABLE TOP.



HAND-ENGRAVED STADIUM

SURROUNDED BY THE SCORES OF THE TEAM'S FOUR PLAYOFF VICTORIES, THE HAND-ENGRAVED STADIUM CELEBRATES THE FACT THAT THE 2020 BUCCANEERS WERE THE FIRST TEAM IN NFL HISTORY TO WIN THE SUPER BOWL ON THEIR OWN FIELD. THE SINGLE DIAMOND ON THE STADIUM FIELD IS PLACED ON THE SPOT WHERE THE BUCCANEERS RAN OUT OF THE TUNNEL.

MAKING HISTORY

THE WORD "HISTORIC" COMMEMORATES THE ACHIEVEMENT OF THE TAMPA BAY BUCCANEERS WINNING THE SUPER BOWL AT HOME IN RAYMOND JAMES STADIUM ON FEBRUARY 7, 2021.



PERSONALIZED

WITH PLAYER NAME AND JERSEY NUMBER.



ONE TEAM ONE CAUSE

THE TEAM'S MANTRA UNDER COACH BRUCE ARIANS.



4 DIAMONDS

ON THE SUPER BOWL LV LOGO REPRESENT THE NUMBER OF DIVISION WINNERS DEFEATED.

RECORDS



BUCCANEERS RECORDS

INDIVIDUAL RECORDS/OFFENSE

SCORING

MOST POINTS SCORED

Season	136, Ryan Succop, 2020 131, Ryan Succop, 2021 131, Matt Bryant, 2008 128, Martin Gramática, 2002 126, Martin Gramática, 2000
Game	24, Leonard Fournette, at Indianapolis, 11/28/21 24, Doug Martin, at Oakland, 11/4/12 24, Jimmie Giles, at Miami, 10/20/85 18, Mike Evans, vs. Carolina, 1/1/23 18, Mike Evans, vs. Chicago, 10/24/21 18, Mike Evans, vs. New York Giants, 9/22/19 Breshad Perriman, at Detroit, 12/15/19 Doug Martin, vs. Jacksonville, 10/11/15 Bobby Rainey, vs. Atlanta, 11/17/13 Michael Pittman, vs. Kansas City, 11/7/04 Keenan McCardell, vs. Indianapolis, 10/6/03 Mike Alstott, vs. Minnesota, 10/28/01 Warrick Dunn, vs. St. Louis, 12/18/00 Mike Alstott, at Cincinnati, 12/27/98 Reggie Cobb, vs. Detroit, 11/10/91 Morris Owens, vs. Miami, 10/24/76

MOST TOUCHDOWNS SCORED

Season	14, Mike Evans (14 rec.), 2021 13, Mike Evans (13 rec.), 2023 13, Mike Evans (13 rec.), 2020 13, James Wilder (13 rush), 1984 12, Mike Evans (12 rec.), 2016 12, Mike Evans (12 rec.), 2014 12, Doug Martin (11 rush, 1 rec.), 2012 11, Mike Williams (11 rec.), 2010 11, Mike Alstott (10 rush, 1 rec.), 2001 11, Errict Rhett (11 rush), 1995 10, Leonard Fournette (8 rush, 2 rec.), 2021 10, Earnest Graham (10 rush), 2007 10, Joey Galloway (10 rec.), 2005 10, Michael Pittman (7 rush, 3 rec.), 2004 10, Mike Alstott (7 rush, 3 rec.), 1997 10, James Wilder (10 rush), 1985
Game	4, Leonard Fournette, at Indianapolis, 11/28/21 4, Doug Martin, at Oakland, 11/4/12 4, Jimmie Giles, at Miami, 10/20/85 3, Mike Evans, vs. Carolina, 1/1/23 3, Mike Evans, vs. Chicago, 10/24/21 3, Mike Evans, vs. New York Giants, 9/22/19 Breshad Perriman, at Detroit, 12/15/19 Doug Martin, vs. Jacksonville, 10/11/15 Bobby Rainey, vs. Atlanta 11/17/13 Michael Pittman, vs. Kansas City, 11/7/04 Keenan McCardell, vs. Indianapolis, 10/6/03 Mike Alstott, vs. Minnesota, 10/28/01 Warrick Dunn, vs. St. Louis, 12/18/00 Mike Alstott, at Cincinnati, 12/27/98 Reggie Cobb, vs. Detroit, 11/10/91 Morris Owens, vs. Miami, 10/24/76

MOST POINTS PLACEKICKING

Season	136, Ryan Succop, 2020
Game	16, Ryan Succop, at Carolina, 11/15/20 (4 FGs, 4 PATs) 16, Martin Gramática, vs. New Orleans, 12/23/01 (4 FGs, 4 PATs) 15, Martin Gramática, at Chicago, 12/29/02 (5 FGs) 14, Ryan Succop, at Carolina, 12/26/21 (4 FGs, 2 PATs) 14, Ryan Succop, vs. Atlanta, 1/3/21 (3 FGs, 5 PATs) 14, Kyle Brindza, at New Orleans, 9/20/15 (rest are 4 FGs, 2 PATs) 14, Connor Barth, vs. New Orleans, 10/16/11 14, Steve Christie, vs. Minnesota, 12/16/90 14, Steve Christie, vs. Green Bay, 10/14/90 14, Donald Igwebulike, at Chicago, 11/19/89 14, Bill Capece, vs. Chicago, 1/2/83

MOST FIELD GOALS

Season	32, Matt Bryant, 2008 32, Martin Gramática, 2002
Game	5, Martin Gramática, at Chicago, 12/29/02

MOST FIELD GOALS ATTEMPTED

Season	39, Martin Gramática, 2002
Game	6, Michael Husted, vs. Cincinnati, 10/8/95

BEST FIELD GOAL PERCENTAGE

Season	93.5%, Chase McLaughlin, 2023 (29-31)
--------	--

MOST EXTRA POINTS

Season	56, Ryan Succop, 2021
Game	7, Matt Gay, at Los Angeles Rams, 9/29/19

MOST EXTRA POINTS ATTEMPTED

Season	59, Ryan Succop, 2021
Game	7, Ryan Succop, vs. Atlanta, 9/19/21 7, Ryan Succop, at Detroit, 12/26/20 7, Matt Gay, at Los Angeles Rams, 9/29/19 7, Donald Igwebulike, vs. Atlanta, 9/13/87

BEST EXTRA POINT PERCENTAGE

Season	100%, 19 times, most recently by (min. 20) Chase McLaughlin, 2023 (33-33)
--------	---

MOST CONSECUTIVE GAMES

SCORING A TOUCHDOWN

- 6, Chris Godwin, 12/20/20-9/26/21***
6, Mike Evans, 12/8/19-10/8/20*
6, Earnest Graham, 11/4/07 - 12/16/07
5, Mike Alstott, 12/26/99-9/17/00*
5, Errict Rhett, 9/24/95 - 10/22/95
5, Reggie Cobb, 9/27/92 - 11/1/92
5, Gary Anderson, 9/9/90 - 10/7/90
5, James Owens, 9/11/83-10/9/83
5, Ricky Bell, 11/19/78-9/23/79*
*Over two seasons

LONGEST FIELD GOAL MADE

- 62, Matt Bryant, vs. Philadelphia, 10/22/06
59, Chandler Catanzaro, vs. Cleveland, 10/21/18
58, Matt Gay, at Los Angeles Rams, 9/29/19
58, Kyle Brindza, at Houston, 9/27/15

LONGEST FIELD GOAL ATTEMPT

- 62, Matt Bryant, vs. Philadelphia, 10/22/06
62, Martin Gramática, vs. Indianapolis, 10/6/03
62, Donald Igwebulike, at New Orleans, 9/22/85
and vs. Minnesota, 9/15/85

MOST CONSECUTIVE FIELD GOALS MADE

- 25, Connor Barth, 10/16/11 - 9/30/12
18, Chase McLaughlin, 10/26/23-1/7/24
16, Martin Gramática, 10/9/00 - 12/3/00
16, Michael Husted, 11/19/95 - 9/22/96

MOST CONSECUTIVE EXTRA POINTS

- 129, Martin Gramática, 9/12/99 - 9/8/03

COMBINED YARDAGE

MOST TOTAL YARDS,
RUSHING AND RECEIVING

Season	2,229, James Wilder, 1984 (1,544 rush, 685 rec) 1,926, Doug Martin, 2012 (1,454 rush, 472 rec) 1,673, Doug Martin, 2015 (1,402 rush, 271 rec) 1,641, James Wilder, 1985 (1,300 rush, 341 rec) 1,555, Warrick Dunn, 2000 (1,133 rush, 422 rec) 1,539, Rachaad White, 2023 (990 rush, 549 rec) 1,524, Mike Evans, 2018 (1,524 rec) 1,511, Ricky Bell, 1979 (1,263 rush, 248 rec) 1,440, Warrick Dunn, 1997 (978 rush, 462 rec) 1,422, Mark Carrier, 1989 (1,422 rec)
Game	272, Doug Martin, at Oakland, 11/4/12 (251 rush, 21 rec) 239, James Wilder, at Minnesota, 11/6/83 (219 rush, 20 rec) 235, Doug Martin, at Philadelphia, 11/22/15 (235 rush) 221, Warrick Dunn, vs. Dallas, 12/3/00 (210 rush, 11 rec) 216, Vincent Jackson, vs. New Orleans, 10/21/12 (216 rec.) 216, James Wilder, vs. Green Bay, 9/30/84 (172 rush, 44 rec) 214, Doug Martin, at Minnesota, 10/25/12 (135 rush, 79 rec) 212, Mark Carrier, at New Orleans, 12/6/87 (212 rec) 209, Mike Evans, at Washington, 11/16/14 (209 rec.) 207, Mike Evans, vs. Carolina, 1/1/23 (207 rec.) 201, James Wilder, vs. Detroit, 11/23/86 (130 rush, 71 rec) 200, Antonio Bryant, at Carolina, 12/8/08 (200 rec)

MOST YARDS, PASSING AND RUSHING

Season	5,397, Tom Brady, 2021 (5,316, 81 rush) 5,359, Jameis Winston, 2019 (5,109, 250 rush) 4,693, Tom Brady, 2022 (4,694, -1 rush) 4,639, Tom Brady, 2020 (4,633, 6 rush) 4,255, Jameis Winston, 2016 (4,090, 165 rush) 4,255, Jameis Winston, 2015 (4,042 pass, 213 rush)
Game	499, Doug Williams, at Minnesota, 11/16/80 (486 pass, 13 rush) 468, Vinny Testaverde, at Indianapolis, 10/16/88 (469 pass, -1 rush) 462, Jameis Winston, at Detroit, 12/15/19 (458 pass, 4 rush) 461, Jameis Winston, vs. Indianapolis, 12/8/19 (456 pass, 5 rush) 453, Ryan Fitzpatrick, at New Orleans, 9/9/18 (417 pass, 36 rush) 446, Tom Brady at LA Rams, 9/26/21 (432 pass, 14 rush) 441, Ryan Fitzpatrick, vs. Washington, 11/11/18 (406 pass, 35 rush) 438, Ryan Fitzpatrick, vs. Pittsburgh, 9/24/18 (411 pass, 27 rush) 429, Josh Freeman, vs. New Orleans, 10/21/12 (420 pass, 9 rush) 424, Tom Brady, vs. Miami, 10/10/21 (411 pass, 13 rush) 424, Jameis Winston at Atlanta, 10/14/18 (395 pass, 29 rush) 420, Jameis Winston vs. Cleveland, 10/21/18 (405 pass, 13 rush) 418, Jameis Winston vs. LA Rams, 9/25/16 (405 pass, 13 rush) 410, Tom Brady at NY Jets, 1/2/22 (410 pass) 407, Brian Griese, at Chicago, 9/21/08 (407 pass) 404, Brad Johnson vs. Chicago, 11/18/01 (399 pass, 5 rush) 402, Tom Brady vs. Atlanta, 1/3/21 (399 pass, 3 rush) 401, Jameis Winston, vs. Carolina, 10/13/19 (400 pass, 1 rush) 401, Ryan Fitzpatrick, vs. Philadelphia, 9/16/18 (402 pass, -1 rush)

RUSHING

MOST YARDS RUSHING

Season	1,544, James Wilder, 1984 1,454, Doug Martin, 2012 1,402, Doug Martin, 2015 1,300, James Wilder, 1985 1,263, Ricky Bell, 1979 1,207, Errict Rhett, 1995 1,178, Carnell Williams, 2005 1,171, Reggie Cobb, 1992 1,133, Warrick Dunn, 2000 1,026, Warrick Dunn, 1998 1,011, Errict Rhett, 1994 1,007, LeGarrette Blount, 2010
Game	251, Doug Martin, at Oakland, 11/4/12 235, Doug Martin, at Philadelphia, 11/22/15 219, James Wilder, at Minnesota, 11/6/83 210, Warrick Dunn, vs. Dallas, 12/3/00 192, Ronald Jones II, at Carolina, 11/15/20 192, Errict Rhett, vs. Washington, 12/4/94 172, James Wilder, vs. Green Bay, 9/30/84 167, Ricky Bell, vs. Green Bay, 10/21/79 166, James Wilder, at Chicago, 9/8/85 164, LeGarrette Blount, vs. Seattle, 12/26/10

MOST RUSHING ATTEMPTS

Season	407, James Wilder, 1984 365, James Wilder, 1985 332, Errict Rhett, 1995 319, Doug Martin, 2012 310, Reggie Cobb, 1992
Game	43, James Wilder, vs. Green Bay, 9/30/84 (OT, 39 in reg) 42, James Wilder, at Pittsburgh, 10/30/83 40, Errict Rhett, vs. Washington, 12/4/94

BEST AVERAGE PER RUSH

Season (min. 100)	5.09, Ronald Jones II, 2020 (192-978) 5.01, LeGarrette Blount, 2010 (201-1,007) 4.94, Charles Sims, 2015 (107-529) 4.87, Doug Martin, 2015 (288-1,402) 4.60, James Wilder, 1987 (106-488)
Game (min. 10)	10.1, Ricky Bell, vs. New Orleans, 10/14/79 (10-101) 10.0, Doug Martin, at Oakland, 11/4/12 (25-251) 9.6, Ronald Jones II, vs. Atlanta, 12/29/19 (11-106) 9.6, Warrick Dunn, vs. Dallas, 12/3/00 (22-210)

MOST TOUCHDOWNS RUSHING

Season	13, James Wilder, 1984 11, Doug Martin, 2012 11, Errict Rhett, 1995 10, Earnest Graham, 2007 10, Mike Alstott, 2001 10, James Wilder, 1985
Game	4, Doug Martin, at Oakland, 11/4/12 3, Leonard Fournette, at Indianapolis, 11/28/21 3, Michael Pittman, vs. Kansas City, 11/7/04 3, Mike Alstott, vs. Minnesota, 10/28/01 3, Warrick Dunn, vs. St. Louis, 12/18/00 3, Mike Alstott, at Cincinnati, 12/27/98 3, Reggie Cobb, vs. Detroit, 11/70/91

MOST YARDS RUSHING - QUARTERBACK

Season	425, Steve Young, 1986 370, Doug Williams, 1980 364, Josh Freeman, 2010
Game	105, Vinny Testaverde, vs. Minnesota, 12/16/90

MOST 100-YARD RUSHING GAMES

Season	6, Carnell Williams, 2005 5, Doug Martin, 2012 5, Warrick Dunn, 1997 5, James Wilder, 1985 5, James Wilder, 1984 5, Ricky Bell, 1979 (plus 1 in playoffs)
--------	--

PASSING

MOST YARDS PASSING

Season	5,316, Tom Brady, 2021 5,109, Jameis Winston, 2019 4,694, Tom Brady, 2022 4,633, Tom Brady, 2020 4,090, Jameis Winston, 2016 4,065, Josh Freeman, 2012 4,044, Baker Mayfield, 2023
Game	486, Doug Williams, at Minnesota, 11/16/80 469, Vinny Testaverde, at Indianapolis, 10/16/88 458, Jameis Winston, at Detroit, 12/15/19 456, Jameis Winston, vs. Indianapolis, 12/8/19 432, Tom Brady, vs. Carolina, 1/1/23 432, Tom Brady, at LA Rams, 9/26/21 420, Josh Freeman, vs. New Orleans, 10/21/12 417, Ryan Fitzpatrick, at New Orleans, 9/9/18 411, Tom Brady, vs. Miami, 10/10/21 411, Ryan Fitzpatrick, vs. Pittsburgh, 9/24/18 410, Tom Brady, vs. NY Jets, 1/2/22 407, Brian Griese, at Chicago, 9/21/08 406, Ryan Fitzpatrick, vs. Washington, 11/11/18 405, Jameis Winston, vs. LA Rams, 9/25/16

MOST PASSES ATTEMPTED

Season	733, Tom Brady, 2022 719, Tom Brady, 2021 626, Jameis Winston, 2019 610, Tom Brady, 2020 570, Brad Johnson, 2003 567, Jameis Winston, 2016 566, Baker Mayfield, 2023
Game	67, Brian Griese, at Chicago, 9/21/08 61, Brad Johnson, vs. Carolina, 9/14/03 58, Tom Brady, vs. LA Rams, 11/6/22 58, Jameis Winston, vs. LA Rams, 9/25/16 56, Brad Johnson, vs. Chicago, 11/18/01 56, Doug Williams, vs. Cleveland, 9/28/80

MOST PASSES COMPLETED

Season	490, Tom Brady, 2022 485, Tom Brady, 2021 401, Tom Brady, 2020 380, Jameis Winston, 2019 364, Baker Mayfield, 2023
Game	41, Tom Brady, at LA Rams, 9/26/21 40, Brad Johnson, vs. Kansas City, 11/18/01 39, Tom Brady, vs. Kansas City, 10/2/22 38, Tom Brady, at Atlanta, 12/5/21 38, Brian Griese, at Chicago, 9/21/08 37, Jeff Garcia, at Detroit, 10/21/07

HIGHEST COMPLETION PERCENTAGE

Season (min. 150 att)	69.3%, Brian Griese, 2004 (233-336) 67.5%, Tom Brady, 2021 (485-719) 66.8%, Tom Brady, 2022 (490-733) 66.7%, Ryan Fitzpatrick, 2018 (164-246) 65.7%, Tom Brady, 2020 (401-610) 64.9%, Jeff Garcia, 2008 (244-376)
Game (min. 20 att)	88.0%, Vinny Testaverde, vs. Green Bay, 9/13/92 (22-25) 87.0%, Mike Glennon, vs. Atlanta, 11/17/13 (20-23) 86.2%, Steve DeBerg, at Detroit, 10/14/84 (25-29) 82.2%, Jeff Garcia, at Detroit, 10/21/07 (37-45) 81.8%, Ryan Fitzpatrick, vs. Philadelphia, 9/16/18 (27-33)

MOST YARDS PER ATTEMPT

Season	9.62, Ryan Fitzpatrick, 2018
	(min, 150 att)
	8.16, Jameis Winston, 2019
	7.93, Jameis Winston, 2017
	7.92, Jameis Winston, 2018
Game	7.83, Brian Griese, 2004
	14.89, Ryan Fitzpatrick, at New Orleans, 9/9/18
	14.52, Vinny Testaverde, vs. Green Bay, 9/13/92
	(min, 20 att)
	13.61, Baker Mayfield, at Green Bay, 12/17/23
	13.59, Jameis Winston, at Carolina, 12/24/17
	13.04, Craig Erickson, vs. Indianapolis, 9/11/94
	12.89, Tom Brady at Detroit, 12/26/20

MOST TOUCHDOWN PASSES

Season	43, Tom Brady, 2021
	40, Tom Brady, 2020
	33, Jameis Winston, 2019
	28, Baker Mayfield, 2023
	28, Jameis Winston, 2016
Game	5, Tom Brady, vs. Miami, 10/10/21
	5, Tom Brady, vs. Atlanta, 9/19/21
	5, Tom Brady, vs. LA Chargers, 10/4/20
	5, Jameis Winston, at Philadelphia, 11/22/15
	5, Josh Freeman, vs. Seattle, 12/26/10
	5, Brad Johnson, vs. Minnesota, 11/3/02
	5, Steve DeBerg, vs. Atlanta, 9/13/87

MOST INTERCEPTIONS THROWN

Season	35, Vinny Testaverde, 1988
Game	7, Steve DeBerg, vs. San Francisco, 9/7/86

LOWEST INTERCEPTION PERCENTAGE

Season	1.22%, Tom Brady, 2022 (9-733)
	1.22%, Jeff Garcia, 2007 (4-327)
	1.27%, Josh Freeman, 2010 (6-474)
	1.33%, Brad Johnson, 2002 (6-451)
	1.60%, Jeff Garcia, 2008 (6-376)
	1.67%, Tom Brady, 2021 (12-719)

MOST CONSECUTIVE PASSES WITHOUT AN INTERCEPTION

399, Tom Brady, 9/11/22-11/13/22
228, Tom Brady, 9/9/21-10/14/21
199, Tom Brady, 10/4/20-11/8/20
197, Jeff Garcia, 9/9/07 - 10/28/07

HIGHEST NFL PASSER RATING

Season	102.2, Tom Brady, 2020
	(min, 150 att)
	102.1, Tom Brady, 2021
	100.4, Ryan Fitzpatrick, 2018
	97.5, Brian Griese, 2004
Game	95.9, Josh Freeman, 2010
	158.3, Baker Mayfield, at Green Bay, 12/17/23
	158.3, Tom Brady, at Detroit, 12/26/20
	158.3, Craig Erickson, vs. Indianapolis, 9/11/94
	156.3, Ryan Fitzpatrick, at New Orleans, 9/9/18
	(min, 20 att)
	151.5, Trent Diller, at New Orleans, 11/7/99

MOST 300-YARD PASSING GAMES

Season	11, Jameis Winston, 2019
	9, Tom Brady, 2021
	7, Tom Brady, 2020
	6, Jameis Winston, 2017
	5, Jameis Winston, 2018
	5, Tom Brady, 2022

MOST CONSECUTIVE COMPLETIONS

18, Tom Brady, at New Orleans, 10/31/21
18, Jeff Garcia, at Detroit, 10/21/07
18, Brad Johnson, over two games, at Philadelphia, 9/8/03 (13)
and vs. Carolina, 9/14/03 (5)
15, Tom Brady, over two games, vs. Miami, 10/10/21 (12) and at Philadelphia 10/14/21 (3)
15, Mike Glennon, vs. Atlanta, 11/17/13
15, Luke McCown, at New Orleans, 12/2/07
15, Brian Griese, over two games, at New Orleans, 10/10/04 (6) and at St. Louis, 10/18/04 (9)
15, Brad Johnson, over two games, at St. Louis, 11/26/01 (1) and at Cincinnati, 12/2/01 (14)
15, Steve DeBerg, vs. Minnesota, 9/14/86

MOST CONSECUTIVE PASSES WITHOUT BEING SACKED

160, Brad Johnson, 9/14/03-10/19/03
111, Doug Williams, 11/4/79-12/2/79
105, Tom Brady, 10/10/21-10/31/21

MOST CONSECUTIVE GAMES THROWING A TD PASS

15, Josh Freeman, 10/10/10-9/18/11
13, Jameis Winston, 12/23/18-11/24/19
13, Josh Freeman, 12/17/11-11/18/12
12, Brian Griese, 10/10/04-9/11/05
11, Brad Johnson, 9/8/03-11/24/03

RECEIVING

MOST PASS RECEPTIONS

Season	106, Keyshawn Johnson, 2001
	104, Chris Godwin, 2022
	98, Chris Godwin, 2021
	96, Mike Evans, 2016
	86, Chris Godwin, 2019
	86, Mike Evans, 2018
	86, Mark Carrier, 1989
Game	15, Chris Godwin, at Atlanta, 12/5/21
	13, Earnest Graham, at Detroit, 10/21/07
	13, James Wilder, vs. Minnesota, 9/15/85
	12, Chris Godwin, at Cleveland, 11/27/22
	12, Russell Gage, vs. Green Bay, 9/25/22
	12, Mike Evans, at Seattle, 11/3/19
	12, Chris Godwin, at LA Rams, 9/29/19
	12, Warrick Dunn, vs. Chicago, 11/18/01
	12, Keyshawn Johnson, vs. Chicago, 11/18/01
	11, nine times, most recently by Antonio Brown, vs. Atlanta, 1/3/21
	10, 29 times, most recently by Chris Godwin, at Green Bay, 12/17/23

MOST YARDS RECEIVING

Season	1,524, Mike Evans, 2018
	1,422, Mark Carrier, 1989
	1,384, Vincent Jackson, 2012
	1,333, Chris Godwin, 2019
	1,321, Mike Evans, 2016
	1,287, Joey Galloway, 2005
	1,266, Keyshawn Johnson, 2001
	1,255, Mike Evans, 2023
	1,248, Antonio Bryant, 2008
	1,224, Vincent Jackson, 2013
	1,206, Mike Evans, 2015
	1,193, Michael Clayton, 2004
	1,176, Kevin House, 1981
	1,174, Keenan McCardell, 2003
	1,157, Mike Evans, 2019
	1,124, Mike Evans, 2022
	1,103, Chris Godwin, 2021
	1,088, Keyshawn Johnson, 2002
	1,057, Joey Galloway, 2006
	1,051, Mike Evans, 2014
	1,040, Bruce Hill, 1988
	1,035, Mike Evans, 2021
	1,024, Chris Godwin, 2023
	1,014, Joey Galloway, 2007
	1,006, Mike Evans, 2020
	1,005, Kevin House, 1984
	1,002, Vincent Jackson, 2014
	1,001, Mike Evans, 2017

MOST YARDS RECEIVING

Game	216, Vincent Jackson, vs. New Orleans, 10/21/12
	212, Mark Carrier, at New Orleans, 12/6/87
	209, Mike Evans, at Washington, 11/16/14
	207, Mike Evans, vs. Carolina, 1/1/23
	200, Antonio Bryant, at Carolina, 12/8/08
	198, Mike Evans, at Tennessee, 10/27/19
	190, Mike Evans, vs. New York Giants, 9/22/19
	184, Chris Godwin, at Atlanta, 11/24/19
	181, Mike Evans at Detroit, 12/26/20
	180, Mike Evans, at Seattle, 11/3/19
	179, Mike Evans, at Cincinnati, 10/28/18

MOST TOUCHDOWNS RECEIVING

Season	14, Mike Evans, 2021
	13, Mike Evans, 2023
	13, Mike Evans, 2020
	12, Mike Evans, 2016
	12, Mike Evans, 2014
	11, Mike Williams, 2010
	10, Joey Galloway, 2005
	4, Jimmie Giles, at Miami, 10/20/85
Game	

MOST RECEPTIONS, RUNNING BACK

Season	85, James Wilder, 1984
Game	13, Earnest Graham, at Detroit, 10/21/07
	13, James Wilder, vs. Minnesota, 9/15/85

MOST YARDS RECEIVING, RUNNING BACK

Season	685, James Wilder, 1984
Game	138, Warrick Dunn, vs. Chicago, 11/18/01

MOST RECEPTIONS, TIGHT END

Season	77, Kellen Winslow, 2009
Game	10, Cameron Brate, vs. New Orleans, 11/17/19
	10, Jackie Harris, at Green Bay, 11/26/95

MOST YARDS RECEIVING, TIGHT END

Season	884, Kellen Winslow, 2009
Game	143, Calvin Magee, at Chicago, 12/7/86

BEST AVERAGE PER RECEPTION

Season	221, Kevin House, 1980 (24-531)
	211, Horace Copeland, 1993 (30-633)
Game	46.0, Kevin House, vs. Chicago, 12/20/80 (3-138)
(min. 3 rec.)	44.5, Kevin House, vs. Oakland, 10/18/81 (4-178)

LONGEST RECEPTION, RUNNING BACK

74, Gary Anderson, vs. Green Bay, 10/14/90
68, Michael Pittman, at Carolina, 11/28/04
68, (TD), Michael Pittman, at Atlanta, 9/21/03
68, Warrick Dunn, vs. Detroit, 12/12/99

LONGEST RECEPTION, TIGHT END

81 (TD), Tyji Armstrong, vs. L.A. Rams, 12/6/92
81 (TD), Jimmie Giles, vs. Chicago, 11/1/81

MOST 100-YARD RECEIVING GAMES

Season	9, Mark Carrier, 1989
--------	-----------------------

INDIVIDUAL RECORDS/DEFENSE**MOST TACKLES**

Season	214, Hardy Nickerson, 1993
	205, Barrett Ruud, 2009
	196, Shelton Quarles, 2005
	194, Hardy Nickerson, 1997
	189, Derrick Brooks, 1998
Game	23, Derrick Brooks, at Minnesota, 9/30/01
	22, Derrick Brooks, vs. Buffalo, 11/26/00
	22, Hardy Nickerson, at Chicago, 11/23/97
	21, Kwon Alexander, at Dallas, 12/18/16
	21, Shelton Quarles, vs. New Orleans, 1/1/06
	21, Broderick Thomas, vs. Philadelphia, 10/6/91

MOST QUARTERBACK SACKS

Season	19.5, Shaquil Barrett, 2019
	16.5, Warren Sapp, 2000
	15.5, Simeon Rice, 2002
	15.0, Simeon Rice, 2003
	14.0, Simeon Rice, 2005
	13.0, Marcus Jones, 2000
	13.0, Lee Roy Selmon, 1977
	12.5, Jason Pierre-Paul, 2018
	12.5, Warren Sapp, 1999
	12.0, Simeon Rice, 2004
Game	4.0, Shaquil Barrett, vs. N.Y. Giants, 9/22/19
	4.0, Simeon Rice, at Washington, 10/12/03
	4.0, Marcus Jones, vs. Detroit, 10/19/00

MOST DEFENSIVE TOUCHDOWNS

Season	4, Derrick Brooks, 2002
	3, Wayne Haddix, 1990
	2, Mike Edwards, 2021
	2, Ndamukong Suh, 2019
	2, Devin White, 2019
	2, Danny Lansanah, 2013
	2, Mason Foster, 2014
	2, Aqib Talib, 2011
	2, Tanard Jackson, 2009
	2, Rondé Barber, 2007
	2, Rondé Barber, 2006
	2, Rondé Barber, 2004
	2, Rondé Barber, 2000
	2, Donnie Abraham, 1999
	2, Hugh Green, 1983
	2, Cedric Brown, 1981
	2, Richard Wood, 1977
Game	2, Mike Edwards, vs. Atlanta, 9/19/21
	2, Rondé Barber, vs. Philadelphia, 10/22/06

MOST PASS INTERCEPTIONS

Season	10, Rondé Barber, 2001
	9, Cedric Brown, 1981
	8, Brian Kelly, 2002
	7, Donnie Abraham, 1999, 2000
	7, Wayne Haddix, 1990
	7, Jeremiah Castille, 1985
Game	3, Andrew Adams, vs. Carolina, 12/2/18
	3, Aqib Talib at Washington, 10/4/09
	3, Rondé Barber, twice, at New Orleans, 12/4/05 and at New Orleans, 12/23/01

MOST YARDS, INTERCEPTIONS RETURNED

Season	231, Wayne Haddix, 1990
	218, Derrick Brooks, 2002
	215, Cedric Brown, 1981
Game	131, Cedric Brown, vs. Green Bay, 11/22/81

MOST INTERCEPTIONS FOR TOUCHDOWNS

Season	3, Derrick Brooks, 2002
	3, Wayne Haddix, 1990
Game	2, Mike Edwards, vs. Atlanta, 9/19/21
	2, Rondé Barber, vs. Philadelphia, 10/22/06

LONGEST FUMBLE RETURN

91 (TD), Devin White, vs. Atlanta, 12/29/19

LONGEST NON-SCORING FUMBLE RETURN

72, Sabby Piscitelli, at Buffalo, 9/20/09

MOST FUMBLES CAUSED

Season	7, Stylez G. White, 2007
	7, Broderick Thomas, 1991
	7, Wally Chambers, 1979

MOST FUMBLES RECOVERED

Season	5, Lavonte David, 2017
	4, eight times, most recently by Antoine Winfield Jr., 2023

INDIVIDUAL RECORDS/**SPECIAL TEAMS****MOST PUNTS**

Season	100, Dave Green, 1978
	98, Dave Green, 1977
Game	11, six times, most recently by Josh Bidwell, at Chicago, 12/17/06

BEST GROSS PUNTING AVERAGE

Season	50.05, Jake Camarda, 2023
	48.85, Jake Camarda, 2022
	45.93, Bryan Anger, 2016
	45.57, Josh Bidwell, 2005
	45.26, Michael Koenen, 2012
Game	59.5, Jake Camarda, vs. L.A. Rams, 11/6/22
(min. 4)	57.5, Jake Camarda, vs. Philadelphia, 9/25/23
	55.0, Jake Camarda, at Carolina, 1/7/24
	54.5, Jake Camarda, at Minnesota, 9/10/23
	54.2, Jake Camarda, at Atlanta, 12/10/23
	54.2, Jake Camarda, vs. Detroit, 10/15/23

BEST NET PUNTING AVERAGE

Season	42.7, Bryan Anger, 2016
	41.8, Jake Camarda, 2023
	41.6, Jake Camarda, 2022
	40.3, Michael Koenen, 2011
	40.2, Bradley Pinion, 2020
Game	54.2, Jake Camarda, vs. L.A. Rams, 11/6/22
(min. 4)	49.8, Bryan Anger, vs. N.Y. Giants, 10/1/17
	49.8, Michael Koenen, vs. New Orleans, 10/16/11
	48.8, Jake Camarda, at Houston, 11/5/23
	48.2, Jake Camarda, at Minnesota, 9/10/23

MOST PUNTS INSIDE THE 20

Season	37, Bryan Anger, 2016
	30, Josh Bidwell, 2007
	30, Tom Tupa, 2002
	27, Josh Bidwell, 2008
	26, Jake Camarda, 2023
	26, Tom Tupa, 2003
	26, Mark Royals, 2001
Game	5, Bryan Anger, vs. Carolina, 1/1/17
	5, Josh Bidwell, vs. Miami, 10/16/05

MOST FAIR CATCHES FORCED

Season	42, Dan Stryzinski, 1994
--------	--------------------------

MOST PUNT RETURNS

Season	70, Danny Reece, 1979 (NFL Record)
	57, Danny Reece, 1980
Game	8, Danny Reece, vs. Detroit, 9/1/79

MOST YARDS PUNTS RETURNED

Season	597, Karl Williams, 1997
	492, Mark Jones, 2005
	453, Jacques Green, 1998
Game	120, Karl Williams, vs. Cleveland, 10/13/02
	116, Karl Williams, at Detroit, 11/11/01
	116, Karl Williams, vs. Chicago, 12/21/97

BEST AVERAGE, PUNT RETURNS

Season	21.1, Karl Williams, 1996 (min. 10)
Game	33.0, Karl Williams, at Indianapolis, 11/2/97 (min. 3)

MOST KICKOFF RETURNS

Season	58, Bobby Joe Edmonds, 1995
	48, Phil Freeman, 1985
Game	8, Vernon Turner, vs. Minnesota, 10/30/94

MOST YARDS KICKOFFS RETURNED

Season	1,147, Bobby Joe Edmonds, 1995
	1,129, Michael Spurlock, 2010
	1,118, Reidel Anthony, 1998
	1,085, Phil Freeman, 1985
Game	242, Vernon Turner, vs. Minnesota, 10/30/94

BEST AVERAGE, KICKOFF RETURNS

Season	291, Clifton Smith, 2009 (min. 20)
Game	52.3, Michael Spurlock, at Atlanta, 11/7/10 (min. 3)

MOST SPECIAL TEAMS TACKLES

Season	31, Shelton Quarles, 1999
Game	6, Dana Natziger, vs. Minnesota, 9/5/81
	5, Brian Clark, vs. N.Y. Giants, 9/27/09
	5, Torrie Cox, vs. New Orleans, 11/5/06
	5, Jameel Cook, vs. Detroit, 10/2/05
	5, Shelton Quarles, vs. Minnesota, 12/6/99
	5, Sam Anno, vs. Minnesota, 12/16/90

LONGEST BLOCKED RETURNS

Field Goal	79 (TD), Mike Washington, vs. Atlanta, 9/24/78
Punt	33 (TD), Ricky Reynolds, at Washington, 10/22/89

TEAM RECORDS/OFFENSE

SCORING

MOST POINTS SCORED

Season	511, 2021
	492, 2020
	458, 2019
	396, 2018
	389, 2012
Game	55, at Los Angeles Rams, 9/29/19
	48, vs. Atlanta, 9/19/21
	48, at New Orleans, 9/9/18
	48, vs. New Orleans, 12/23/01
	48, vs. Atlanta, 9/13/87
	47, at Detroit, 12/26/20
	46, at Carolina, 11/15/20
	45, vs. Miami, 10/10/21
	45, at Las Vegas, 10/25/20
	45, at Philadelphia, 11/22/15

MOST TOUCHDOWNS (TOTAL)

Season	63, 2021
	59, 2020
	54, 2019
	49, 2018
	44, 2012
Game	7, vs. Atlanta, 9/19/21
	7, at Detroit, 12/26/20
	7, at LA Rams, 9/29/19
	7, vs. Atlanta, 9/13/87
	6, vs. Miami, 10/10/21
	6, at Las Vegas, 10/25/20
	6, at New Orleans, 9/9/18
	6, at Philadelphia, 11/22/15
	6, at Oakland, 11/4/12
	6, vs. Chicago, 10/8/89

MOST RUSHING TOUCHDOWNS

Season	19, 1995
	18, 2021
	18, 2000
	17, 2001
	17, 1984
Game	4, at Indianapolis, 11/28/21
	4, at Oakland, 11/4/12

MOST PASSING TOUCHDOWNS

Season	43, 2021
	42, 2020
	36, 2018
	33, 2019
	29, 2016
Game	6, at Detroit, 12/26/20
	5, vs. Miami, 10/10/21
	5, vs. Atlanta, 9/19/21
	5, vs. Los Angeles Chargers, 10/4/20
	5, at Philadelphia, 11/22/15
	5, vs. Seattle, 12/26/10
	5, vs. Minnesota, 11/3/02
	5, vs. Atlanta, 9/13/87

MOST RETURN TOUCHDOWNS

Season	7, 2008
	7, 2000
	6, 2019
	6, 2002
	5, 2009
	5, 1981
Game	3, at New Orleans, 12/11/77

MOST FIELD GOALS

Season	32, 2008
	32, 2002
	31, 2022
	29, 2023
	29, 2015
Game	5, at Chicago, 12/29/02

MOST FIELD GOALS ATTEMPTED

Season	40, 2015
	39, 2002
	38, 2022
	38, 2008
	35, 2019
	35, 2001
	35, 1994
Game	6, vs. Cincinnati, 10/8/95

LARGEST MARGIN OF VICTORY

Season	+158, 2021 (511-353)
Game	+41, vs. Chicago, 9/10/00 (41-0)
	+40, at Detroit, 12/26/20 (47-7)
	+38, vs. Atlanta, 9/13/87 (48-10)
	+35, at Cincinnati, 12/27/98 (35-0)
	+35, vs. Chicago, 10/24/21 (38-3)

LARGEST MARGIN OF VICTORY, HOME

Game	+41, vs. Chicago, 9/10/00 (41-0)
	+38, vs. Atlanta, 9/13/87 (48-10)
	+35, vs. Chicago, 10/24/21 (38-3)
	+34, vs. Atlanta, 12/16/07 (37-3)
	+34, vs. Green Bay, 11/22/81 (37-3)

LARGEST MARGIN OF VICTORY, ROAD

Game	+40, at Detroit, 12/26/20 (47-7)
	+35, at Cincinnati, 12/27/98 (35-0)
	+28, at Philadelphia, 11/22/15 (45-17)
	+28, at Cincinnati, 9/29/02 (35-7)
	+26, at Carolina, 12/26/21 (32-6)

TOTAL YARDS

MOST YARDS, TOTAL OFFENSE

Season	6,901, 2021
	6,648, 2018
	6,366, 2019
	6,145, 2020
	6,014, 2015
Game	588, at Detroit, 12/26/20
	576, at Cincinnati, 10/28/18
	573, at Minnesota, 11/16/80
	558, vs. Miami, 10/10/21
	544, at Carolina, 11/15/20

MOST PLAYS

Season	1,159, 2022
	1,139, 2021
	1,091, 1984
	1,086, 2019
	1,066, 2016
	1,055, 2018
	1,055, 1979
Game	91, vs. Green Bay, 9/30/84 (OT, 79 in regulation)
	88, vs. Cleveland, 10/21/18 (OT, 75 in regulation)
	87, at Kansas City, 10/28/84
	86, vs. Indianapolis, 10/4/92
	84, at Chicago, 9/21/08
	84, vs. Carolina, 9/14/03

BEST AVERAGE GAIN PER PLAY

Season	6.30, 2018
	6.06, 2021
	6.04, 2020
	5.91, 2015
	5.86, 2019
Game	9.08, vs. Kansas City, 10/14/12
	8.53, at New Orleans, 9/9/18
	8.43, vs. Minnesota, 10/29/00
	8.40, at Detroit, 12/26/20
	8.35, at Miami, 10/20/85

BEST TIME OF POSSESSION

Game	48:09, vs. Oakland, 11/10/96 (OT, 37:09 in regulation)
	43:07, vs. Arizona, 11/14/07
	42:59, vs. Atlanta, 12/16/07
	42:14, vs. Washington, 12/4/94
	41:41, vs. Seattle, 10/19/08

FIRST DOWNS**MOST FIRST DOWNS**

Season	404, 2021
	388, 2018
	364, 2020
	353, 2019
	352, 2017
	346, 2022
	344, 1984
Game	34, vs. Cleveland, 10/21/18 (OT, 31 in regulation)
	33, vs. Miami, 10/10/21
	31, at N.Y. Giants, 11/18/18
	30, at Detroit, 12/26/20
	30, at Carolina, 11/15/20
	30, at Atlanta, 10/14/18
	30, vs. LA Rams, 9/25/16
	30, at St. Louis, 12/17/15
	30, vs. Atlanta, 12/24/05
	30, vs. Atlanta, 9/13/87

MOST RUSHING FIRST DOWNS

Season	114, 1984
	111, 1978, 1998 and 2000
	107, 1979
Game	16, at Cincinnati, 12/27/98
	16, vs. Washington, 12/4/94
	16, vs. Detroit, 9/16/84

MOST PASSING FIRST DOWNS

Season	273, 2021
	265, 2018
	244, 2019
	243, 2017
	240, 2022
	238, 2020
Game	26, vs. Miami, 10/10/21
	24, at LA Rams, 9/26/21
	24, vs. Indianapolis, 12/8/19
	23, vs. Chiefs, 10/02/22
	23, at Atlanta, 10/14/18
	22, at Atlanta, 12/5/21
	22, vs. Dallas, 9/9/21
	22, at Detroit, 12/26/20
	22, at Las Vegas, 10/25/20
	22, at LA Rams, 9/29/19
	22, vs. Washington, 11/11/18
	22, vs. Pittsburgh, 9/24/18
	22, at Buffalo, 10/22/17
	22, at Chicago, 9/21/08

MOST PENALTY FIRST DOWNS

Season	44, 2020
Game	7, at Dallas, 12/23/18
	6, vs. Atlanta, 10/22/23
	6, at New Orleans, 9/13/20
	6, vs. Cleveland, 10/21/18 (OT, 5 in regulation)
	6, vs. Oakland, 10/30/16 (OT, 6 in regulation)
	6, vs. Kansas City, 9/5/93

BEST THIRD DOWN EFFICIENCY

Season	471%, 2021
	46.0%, 2018
	43.9%, 2016
	43.5%, 2020
	43.4%, 2017
Game	87.5%, vs. Atlanta, 9/13/87 (14-16)

RUSHING**MOST RUSHING ATTEMPTS**

Season	609, 1979
	549, 1978
	523, 1998
	502, 1999
	490, 2000
Game	62, vs. Kansas City, 12/16/79
	55, vs. Philadelphia, 12/29/79 (Playoff Game)
	51, at Cincinnati, 12/27/98
	49, vs. Oakland, 11/10/96
	49, vs. New York Giants, 11/2/80

MOST YARDS RUSHING

Season	2,437, 1979
	2,162, 2015
	2,148, 1998
	2,098, 1978
	2,066, 2000
	2,001, 2010
Game	283, at Philadelphia, 11/22/15
	278, at Oakland, 11/4/12
	250, vs. Dallas, 12/3/00
	249, at San Francisco, 10/23/16
	246, vs. Minnesota, 11/1/98

BEST AVERAGE PER RUSH

Season	4.75, 2015
	4.64, 2010
	4.42, 2012
	4.34, 2021
	4.22, 2000
Game	9.00, vs. Detroit, 12/23/95 (16-144)
	8.69, at Oakland, 11/4/12 (32-278)
	8.56, vs. Green Bay, 11/16/03 (18-154)
	8.00, vs. Seattle, 12/26/10 (26-208)
	7.30, at New Orleans, 9/7/08 (20-146)

PASSING**MOST PASSES ATTEMPTED**

Season	751, 2022
	731, 2021
	630, 2019
	626, 2020
	625, 2018
Game	67, at Chicago, 9/21/08
	61, vs. Carolina, 9/14/03
	58, vs. LA Rams, 9/25/16
	58, vs. LA Rams, 11/6/22
	57, vs. Chicago, 11/18/01

MOST PASSES COMPLETED

Season	499, 2022
	492, 2021
	410, 2020
	408, 2018
	382, 2019
Game	41, at LA Rams, 9/26/21
	41, vs. Chicago, 11/18/01
	39, vs. Chiefs, 10/02/22
	38, at Atlanta, 12/5/21
	38, at Chicago, 9/21/08

BEST COMPLETION PERCENTAGE

Season	67.3%, 2021
	66.4%, 2022
	66.4%, 2004
	65.5%, 2020
	65.3%, 2018
Game	86.2%, at Detroit, 10/14/84 (25-29)
	84.6%, vs. Green Bay, 9/13/92 (22-26)
	82.2%, at Detroit, 10/21/07 (37-45)
	82.1%, vs. Seattle, 12/26/10 (23-28)
	81.8%, vs. Philadelphia, 9/16/18 (27-33)

MOST NET YARDS PASSING

Season	5,229, 2021
	5,125, 2018
	4,845, 2019
	4,626, 2020
	4,586, 2022
Game	486, at Minnesota, 11/16/80
	477, at Detroit, 12/26/20
	467, vs. Indianapolis, 12/8/19
	450, at Cincinnati, 10/28/18
	446, at Detroit, 12/15/19

BEST AVERAGE PER PASS PLAY

Season	7.70, 2018
	7.16, 2019
	7.14, 2020
Game	15.2, vs. New Orleans, 9/16/07
	14.9, at New Orleans, 9/9/18
	14.3, vs. St. Louis, 12/18/77

HIGHEST PASSER RATING

Season	102.8, 2020
	101.6, 2021
	96.2, 2010
	94.2, 2023
	94.1, 2018
Game	158.3, at Green Bay, 12/17/23
	158.3, vs. Indianapolis, 9/11/94
	156.3, at New Orleans, 9/9/18
	151.9, at Detroit, 12/26/20
	151.5, New Orleans, 11/7/99

MOST PASSES INTERCEPTED

Season	36, 1988
	30, 2019
	30, 1977
	29, 2009
	29, 1991
Game	7, vs. San Francisco, 9/7/86

FEWEST PASSES INTERCEPTED

Season	6, 2010
	8, 2007
	10, 2023
	10, 2022
	10, 2002

FEWEST TIMES BUCS PASSER SACKED

Season	11, 1982 (9 games)
	12, 1979
	19, 1981

MOST TIMES BUCS PASSER SACKED

Season	56, 1985, 1991 and 1995
Game	10, vs. Pittsburgh, 10/21/01
	10, vs. Washington, 10/9/77
	9, at L.A. Rams, 11/5/78

FUMBLES

MOST FUMBLES

Season	39, 1983
Game	8, at N.Y. Jets, 12/12/82

FEWEST FUMBLES

Season	12, 2021
	12, 2020

FEWEST FUMBLES LOST

Season	5, 2020
	5, 2009

PENALTIES

MOST PENALTIES

Season	143, 2015
Game	20, vs. Seattle, 10/17/76

FEWEST PENALTIES

Season	38, 1982 (9 games)
	75, 1999
Game	0, vs. Green Bay, 10/18/20
	0, at Detroit, 12/18/83

MOST YARDS PENALIZED

Season	1,195, 2015
Game	190, vs. Seattle, 10/17/76

FEWEST YARDS PENALIZED

Season	297, 1982 (9 games)
	583, 1999
Game	0, vs. Green Bay, 10/18/20
	0, at Detroit, 12/18/83

TEAM RECORDS/DEFENSE

TOTAL DEFENSE

FEWEST TOTAL YARDS ALLOWED

Season	3,934, 1977 (14 games)
	3,949, 1979
Game	80, vs. Kansas City, 12/16/79
	107, vs. Houston, 12/14/03
	107, vs. N.Y. Giants, 9/12/99
	120, vs. Washington, 1/7/06 (Playoff game)
	127, at Dallas, 9/9/01
	128, at Cincinnati, 9/7/80
	130, at Carolina, 10/27/02
	133, vs. Atlanta, 12/16/07
	135, vs. N.Y. Giants, 10/4/98
	136, at Atlanta, 9/21/03

FEWEST TOTAL POINTS ALLOWED

Season	196, 2002 (16 games, 12.3 per game)
	223, 1977 (14 games, 15.9 per game)
	235, 1999 (16 games, 14.7 per game)
Game	0, at Carolina, 1/7/24 (9-0)
	0, at San Francisco, 11/21/10 (21-0)
	0, vs. Atlanta, 12/5/04 (27-0)
	0, at Philadelphia, 9/8/03 (17-0)
	0, vs. Dallas, 10/26/03 (16-0)
	0, at Baltimore, 9/15/02 (25-0)
	0, at Chicago, 12/29/02 (15-0)
	0, vs. Chicago, 9/10/00 (41-0)
	0, at Cincinnati, 12/27/98 (35-0)
	0, vs. St. Louis, 11/10/85 (16-0)
	0, vs. Kansas City, 12/16/79 (3-0)
	3, 20 times, most recently at Dallas, 9/11/22

FEWEST FIRST DOWNS ALLOWED

Season	228, 1999
	236, 2002
	241, 1977 (14 games)
Game	4, vs. N.Y. Giants, 9/12/99
	4, vs. Kansas City, 12/16/79
	5, vs. Atlanta, 12/16/07
	7, vs. Seattle, 10/19/08
	7, vs. Houston, 12/14/03
	7, vs. Washington, 12/4/94

FEWEST RUSHING FIRST DOWNS ALLOWED

Season	70, 2019
Game	0, at Detroit, 9/17/00
	0, vs. Washington, 12/4/94

FEWEST PASSING FIRST DOWNS ALLOWED

Season	106, 1977 (14 games)
	111, 1979
Game	0, vs. New England, 12/12/76

FEWEST PLAYS ALLOWED

Season	925, 1998
	933, 1976 (14 games)
Game	36, vs. Atlanta, 12/16/07
	38, vs. Kansas City, 12/16/79
	39, vs. Seattle, 10/19/08
	40, vs. Washington, 12/4/94

LOWEST OPPONENT THIRD DOWN PERCENTAGE

Season	31.7%, 1998
Game	0.0%, vs. Philadelphia (Playoff game), 1/15/24 (0-9)
	0.0%, at Carolina, 12/24/11 (0-6)
	0.0%, vs. Atlanta, 12/16/07 (0-9)
	0.0%, at Chicago, 1/2/00 (0-12)

MOST TURNOVERS FORCED

Season	46, 1981 (32 int, 14 fum)
	43, 1978 (29 int, 14 fum)
	42, 1990 (25 int, 16 fum)
	41, 2000 (25 int, 16 fum)
	41, 1983 (23 int, 18 fum)
	41, 1977 (23 int, 17 fum)
Game	8, vs. Minnesota, 12/16/90 (5 int, 3 fum)

RUSHING DEFENSE

FEWEST YARDS ALLOWED

Season	1,181, 2019
	1,289, 2020
	1,320, 2012
	1,407, 1999
	1,515, 2005
Game	-1, at New England, 10/3/21
	2, vs. Miami, 11/11/13
	10, vs. Carolina, 9/9/12
	10, vs. Washington, 12/4/94
	12, vs. Green Bay, 12/26/99
	17, at Detroit, 9/17/00
	17, at L.A. Raiders, 12/19/93
	18, at Atlanta, 10/20/13
	19, vs. Oakland, 1/26/03 (Super Bowl)
	20, vs. Chicago, 9/17/17

FEWEST RUSHES ALLOWED

Season	358, 2020
Game	8, at New England, 10/3/21
	9, vs. Miami, 10/10/21
	10, at Detroit, 9/17/00
	11, at LA Rams, 9/29/19
	11, vs. Oakland, 1/26/03 (Super Bowl)
	11, at Oakland, 11/4/12

LOWEST AVERAGE PER RUSH

Season	3.24, 1988
	3.26, 2019
	3.44, 1978
	3.45, 2015
	3.46, 2005
Game	-0.13, at New England, 10/3/21
	0.14, vs. Miami, 11/11/13
	0.74, at L.A. Raiders, 12/19/93
	0.77, vs. Carolina, 9/9/12
	0.83, vs. Washington, 12/4/94

PASSING DEFENSE

FEWEST NET YARDS ALLOWED

Season	1,903, 1977 (14 games)
	2,076, 1979
Game	16, at Cincinnati, 9/7/80
	17, vs. Chicago, 12/2/79
	18, at Giants, 10/7/79
	20, at Carolina, 10/27/02
	22, vs. Kansas City, 12/16/79

FEWEST ATTEMPTS ALLOWED

Season	321, 1976 (14 games)
	337, 1977 (14 games)
	419, 1978
Game	7, at Chicago, 11/26/78

FEWEST COMPLETIONS ALLOWED

Season	178, 1976 (14 games)
	191, 1977 (14 games)
	241, 1978
Game	4, vs. Atlanta, 12/16/07
	4, at Chicago, 11/26/78
	4, vs. New England, 12/12/76

LOWEST PCT. OF COMPLETIONS ALLOWED

Season	50.8%, 2002
	52.7%, 1999
	55.4%, 2001
	55.5%, 1976
	55.8%, 1990
Game	26.7%, vs. Atlanta, 12/16/07 (4-15)
	27.8%, at Carolina, 10/27/02 (5-18)
	28.6%, at Cincinnati, 9/7/80 (6-21)
	28.6%, vs. New England, 12/12/76 (4-14)
	33.3%, vs. Arizona, 11/4/07 (10-30)

MOST PASSES INTERCEPTED

Season	32, 1981 (648 yards returned)
	31, 2002
	29, 1978
	28, 2001
	25, 2000
	25, 1990
Game	6, at New Orleans, 12/11/77
	5, five times, most recently at Seattle, 11/28/99

MOST TIMES PASSERS SACKED

Season	55, 2000
	48, 2023
	48, 2020
	47, 2021
	47, 2019
Game	10, at Baltimore Colts, 9/9/79
	9, at Philadelphia, 9/19/99
	8, vs. Green Bay, 12/7/98

MOST YARDS PASSERS SACKED

Season	366, 2020
Game	75, vs. N.Y. Giants, 11/18/79 (5)

PENALTIES**MOST OPPONENT PENALTIES**

Season	136, 1984
Game	23, vs. Oakland, 10/30/16

MOST YARDS OPPONENT PENALIZED

Season	1,156, 2018
	1,078, 1984
Game	200, vs. Oakland, 10/30/16

FEWEST PENALTY FIRST DOWNS ALLOWED

Season	7, 2007
--------	---------

FUMBLES**MOST FUMBLES FORCED**

Season	45, 1979
Game	8, vs. Green Bay, 12/7/98

MOST FUMBLES RECOVERED

Season	24, 1979
Game	4, vs. Washington, 11/25/07
	4, at St. Louis, 11/26/01
	4, at Pittsburgh, 10/30/83

TEAM RECORDS/SPECIAL TEAMS**MOST PUNTS**

Season	102, 1978
Game	11, six times, most recently at Chicago, 12/17/06

FEWEST PUNTS

Season	55, 2020
Game	0, seven times, last vs. Atlanta, 1/3/21

BEST GROSS PUNTING AVERAGE

Season	50.1, 2023
Game	59.5, vs. LA Rams, 11/6/22
(min. 4)	57.5, vs. Philadelphia, 9/25/23
	55.0, at Carolina, 1/7/24
	54.5, at Minnesota, 9/10/23
	54.2, vs. Detroit, 10/15/23
	54.2, at Atlanta, 12/10/23

BEST NET PUNTING AVERAGE

Season	42.7, 2016
--------	------------

MOST PUNT RETURNS

Season	71, 1979
Game	8, two times, most recently vs. LA Rams, 11/6/22

MOST PUNT RETURN YARDAGE

Season	645, 1997
Game	134, at Detroit, 11/11/01

BEST PUNT RETURN AVERAGE

Season	13.6, 1998
--------	------------

MOST KICKOFF RETURNS

Season	80, 1985
Game	9, vs. Minnesota, 10/30/94
	9, at Chicago, 9/26/93
	9, at N.Y. Jets, 11/17/85

MOST KICKOFF RETURN YARDAGE

Season	1,630, 2009
Game	268, vs. Minnesota, 10/30/94

BEST KICKOFF RETURN AVERAGE

Season	26.3, 2009
	24.8, 2008
	24.3, 2010
	24.2, 2004
	24.1, 2002

MOST PUNTS FORCED

Season	104, 1979
Game	12, vs. N.Y. Giants, 9/12/99
	10, five times, most recently at Chicago, 12/10/06

LOWEST GROSS OPPONENT PUNTING AVERAGE

Season	39.0, 1988
Game	12.0, vs. Atlanta, 11/17/13

LOWEST PUNT RETURN AVERAGE ALLOWED

Season	4.2, 1986
--------	-----------

LOWEST KICKOFF RETURN AVERAGE ALLOWED

Season	14.6, 2016
--------	------------

FEWEST TOTAL PUNT RETURN YARDS ALLOWED

Season	103, 1994
--------	-----------

OPPONENT RECORDS/INDIVIDUAL**SCORING****MOST TOUCHDOWNS (ALSO MOST POINTS, 24)**

- 4, Maurice Jones-Drew, Jacksonville, 12/11/11
- 4, Marshall Faulk, St. Louis, 12/18/00
- 4, Jerry Rice, San Francisco, 11/14/93
- 4, Sterling Sharpe, Green Bay, 10/24/93
- 3, 21 times, most recently by Tyreek Hill, vs. Kansas City, 11/29/20

MOST POINTS PLACEKICKING

- 18, Fuad Reveiz, Minnesota, 10/30/94 (5 FGs, 3 PAT)

MOST FIELD GOALS

- 5, Younghoe Koo, Atlanta, 12/29/19
- 5, Joe Nedney, San Francisco, 10/30/05
- 5, Fuad Reveiz, Minnesota, 10/30/94
- 5, Eric Schubert, N.Y. Giants, 11/3/85

LONGEST FIELD GOAL

- 59, Brett Maher, Dallas, 12/23/18

LONGEST FIELD GOAL ATTEMPTED

- 64, Justin Tucker, Baltimore, 10/12/14

RUSHING**MOST YARDS RUSHING**

- 237, Barry Sanders, Detroit, 11/13/94
- 215, Barry Sanders, Detroit, 10/12/97
- 207, Eric Dickerson, L.A. Rams, 10/5/86
- 203, Earl Campbell, Houston, 10/19/80
- 196, Eric Dickerson, Indianapolis, 12/27/87
- 191, Eric Dickerson, L.A. Rams, 11/25/84
- 190, Chris Johnson, Tennessee, 11/27/11
- 187, Barry Sanders, Detroit, 11/7/93
- 186, DeAngelo Williams, Carolina, 12/8/08
- 177, Michael Bush, Oakland, 12/28/08

MOST RUSHING ATTEMPTS

- 35, Heath Sherman, Philadelphia, 10/6/91
- 34, John Riggins, Washington, 9/19/82
- 33, eight times, most recently by Zac Stacy, St. Louis, 12/22/13

LONGEST RUN

- 85, (TD), Michael Bennett, Minnesota, 11/3/02
- 85, Barry Sanders, Detroit, 10/2/94
- 82, (TD), Barry Sanders, Detroit, 10/12/97
- 81, (TD), Michael Turner, Atlanta, 1/1/12
- 80, (TD), Barry Sanders, Detroit, 10/12/97
- 78, (TD), Reggie Brooks, Washington, 12/5/93
- 75, Napoleon Kaufman, Oakland, 12/19/99
- 75, (TD), Horace King, Detroit, 11/12/78
- 71, (TD), Steve McNair, Tennessee, 11/8/98
- 71, (TD), Herschel Walker, Minnesota, 12/8/91

PASSING

MOST YARDS PASSING

- 517, Jared Goff, L.A. Rams, 9/29/19
- 513, Derek Carr, Oakland, 10/30/16 (OT, 350 in reg.)
- 510, Eli Manning, N.Y. Giants, 9/16/12
- 470, C.J. Stroud, Houston, 11/5/23
- 462, Patrick Mahomes, Kansas City, 11/29/20
- 439, Drew Brees, New Orleans, 9/9/18
- 418, Lynn Dickey, Green Bay, 10/12/80 (OT, 336 in reg.)
- 414, Carson Palmer, Oakland, 11/4/12
- 403, Dak Prescott, Dallas, 9/9/21
- 397, Matt Ryan, Atlanta, 11/1/15

MOST PASSES ATTEMPTED

- 68, Jared Goff, LA Rams, 9/29/19
- 62, Steve Dils, Minnesota, 9/5/81
- 61, Carson Palmer, Oakland, 11/4/12
- 59, Derek Carr, Oakland, 10/30/16 (OT, 44 in reg.)
- 58, Dak Prescott, Dallas, 9/9/21

MOST PASSES COMPLETED

- 45, Jared Goff, Los Angeles Rams, 9/29/19
- 42, Dak Prescott, Dallas, 9/9/21
- 40, Derek Carr, Oakland, 10/30/16 (OT, 29 in reg.)
- 39, Jared Goff, Los Angeles Rams, 11/23/20
- 39, Carson Palmer, Oakland, 11/4/12

BEST COMPLETION PERCENTAGE

(MIN. 15 ATTEMPTS)

- 94.4%, Eli Manning, N.Y. Giants, 11/18/18 (17-18)
- 88.9%, Dak Prescott, Dallas, 12/18/16 (32-36)
- 87.5%, Matt Ryan, Atlanta, 9/18/14 (21-24)
- 86.7%, Marcus Mariota, Tennessee, 9/13/15 (13-15)
- 86.5%, Drew Brees, New Orleans, 12/27/09 (32-37)

MOST TOUCHDOWN PASSES

- 6, Mitchell Trubisky, Chicago, 9/30/18
- 5, C.J. Stroud, Houston, 11/5/23
- 5, Russell Wilson, Seattle, 11/3/19
- 5, Joe Flacco, Baltimore, 10/12/14
- 5, Tony Romo, Dallas, 11/23/06
- 5, Wade Wilson, Atlanta, 12/13/92
- 5, Boomer Esiason, Cincinnati, 10/29/89
- 5, Ken O'Brien, N.Y. Jets, 11/17/85

LONGEST PASS

- 91, (TD), Cam Newton-Brandon LaFell, Carolina, 12/24/11
- 91, (TD), Scott Mitchell-Brett Perriman, Detroit, 12/23/95
- 87, (TD), Curtis Painter-Pierre Garcon, Indianapolis, 10/3/11
- 84, (TD), Drew Brees-Devery Henderson, New Orleans, 9/7/08
- 83, (TD), Jim Harbaugh-Anthony Morgan, Chicago, 10/18/92

MOST PASSES INTERCEPTED

- 5, Don Majkowski, Green Bay, 10/14/90
- 5, John Kitna, Seattle, 11/28/99
- 4, 18 times, most recently by Cam Newton, Carolina, 12/2/18

RECEIVING

MOST PASS RECEPTIONS

- 16, Michael Thomas, New Orleans, 9/9/18
- 13, Alvin Kamara, New Orleans, 10/1/23
- 13, Amari Cooper, Dallas, 9/9/21
- 13, Tyreek Hill, Kansas City, 11/29/20
- 13, Tyler Lockett, Seattle, 11/3/19
- 13, Robert Woods, Los Angeles Rams, 9/29/19
- 13, William Andrews, Atlanta, 12/6/81

MOST PASS RECEPTIONS - WIDE RECEIVER

- 16, Michael Thomas, New Orleans, 9/9/18

MOST PASS RECEPTIONS - RUNNING BACK

- 13, Alvin Kamara, New Orleans, 10/1/23
- 13, William Andrews, Atlanta, 12/6/81

MOST PASS RECEPTIONS - TIGHT END

- 11, Zach Ertz, Philadelphia, 9/16/18
- 11, Jordan Reed, Washington, 10/25/15

MOST YARDS RECEIVING

- 269, Tyreek Hill, Kansas City, 11/29/20
- 253, Julio Jones, Atlanta, 11/26/17
- 199, Hakeem Nicks, N.Y. Giants, 9/16/12
- 182, Michael Thomas, New Orleans, 10/6/19
- 181, Greg Olsen, Carolina, 10/10/16
- 180, Michael Thomas, New Orleans, 9/9/18
- 180, Kenny Stills, Miami, 11/19/17
- 179, Victor Cruz, N.Y. Giants, 9/16/12
- 179, Jimmy Graham, New Orleans, 9/15/13
- 176, Marvin Harrison, Indianapolis, 10/6/03

MOST YARDS RECEIVING - RUNNING BACK

- 128, Eddie Lee Ivey, Green Bay, 10/12/80

MOST YARDS RECEIVING - TIGHT END

- 181, Greg Olsen, Carolina, 10/10/16

MOST TOUCHDOWN RECEPTIONS

- 4, Jerry Rice, San Francisco, 11/14/93
- 4, Sterling Sharpe, Green Bay, 10/24/93

DEFENSE

MOST INTERCEPTIONS

- 2, 66 times, most recently Marco Wilson, Arizona Cardinals, 12/25/22

LONGEST INTERCEPTION RETURN

- 98, (TD), Bennie Blades, Detroit, 9/29/96
- 92, (TD), Andre Collins, Washington, 12/4/94

LONGEST FUMBLE RETURN

- 93, (TD) Adam Archuleta, St. Louis, 10/18/04

SPECIAL TEAMS

MOST PUNTS

- 12, Brad Maynard, N.Y. Giants, 9/12/99
- 10, five times, most recently by Brad Maynard, Chicago, 12/17/06

BEST PUNTING AVERAGE (MIN. 4 PUNTS)

- 56.8, Ryan Stonehouse, Tennessee, 11/12/23
- 56.0, Cameron Johnston, Philadelphia, 9/16/18
- 56.0, Reggie Roby, Washington, 12/4/94
- 55.3, Bryan Anger, Jacksonville, 10/11/15
- 55.0, Thomas Morstead, 10/16/11

LONGEST PUNT

- 84, Ryan Malone, N.Y. Jets, 9/8/13
- 81, Andy Lee, San Francisco, 11/21/04
- 79, Britton Colquitt, Cleveland, 10/21/18
- 76, Adam Podlesh, Jacksonville, 10/28/07
- 75, Brad Maynard, Chicago, 12/29/02

MOST PUNTS RETURNS

- 11, Eddie Brown, Washington, 10/9/77 (NFL Record)

MOST YARDS, PUNT RETURNS

- 145, Vai Sikahema, St. Louis, 12/21/86
- 130, Mel Gray, New Orleans, 12/6/87
- 129, Phillip Epps, Green Bay, 10/2/83
- 118, Troy Brown, New England 9/3/00
- 112, Lou Piccone, New York Jets, 11/14/76

LONGEST PUNT RETURN

- 93, (TD), Glyn Milburn, Chicago, 9/20/98
- 90, (TD), Phillip Epps, Green Bay, 10/2/83
- 88, (TD), Jeff Fisher, Chicago, 9/20/81
- 80, Mel Gray, New Orleans, 12/6/87
- 74, (TD), Jamal Agnew, Detroit, 12/26/20

MOST KICKOFF RETURNS

- 7, three times, most recently by Leon Washington, Detroit, 12/26/10

MOST YARDS, KICKOFF RETURNS

- 218, Desmond Howard, Detroit, 9/17/00
- 197, Eddie Drummond, Detroit, 12/15/02
- 188, Benny Cunningham, St. Louis, 12/17/15
- 177, Brad Pyatt, Indianapolis, 10/6/03
- 176, Eddie Payton, Minnesota, 11/16/80

LONGEST KICKOFF RETURN

- 106, (TD), Alvin Kamara, New Orleans, 12/31/17
- 105, (TD), Terry Fair, Detroit, 9/28/98
- 103, (TD), Damiere Byrd, 12/24/17
- 102, (TD), Eric Weems, Atlanta, 12/5/10
- 102, Benny Cunningham, St. Louis, 12/17/15

OPPONENT RECORDS/TEAM

SCORING

MOST POINTS, GAME

62, at N.Y. Jets, 11/17/85

MOST POINTS, HOME GAME

49, vs. Minnesota, 10/23/88

MOST POINTS, HALF

49, at Green Bay, 10/2/83 (1st)
42, at Atlanta, 1/12 (1st)
42, vs. New Orleans, 10/14/79 (2nd)

MOST POINTS, QUARTER

35, at Green Bay, 10/2/83 (2nd)
33, at Atlanta, 11/17/91 (2nd)

OTHER QUARTER HIGHS

1st 28, vs. Baltimore, 10/12/14
3rd 21, nine times, most recently at Chicago, 11/23/14
4th 28, vs. Indianapolis, 10/6/03
28, at St. Louis, 11/8/87

LARGEST MARGIN OF VICTORY

45, twice, most recently at San Francisco, 10/9/11

TOUCHDOWNS

MOST TOUCHDOWNS, GAME

8, at Atlanta, 9/18/14
8, at Cincinnati, 10/29/89
8, at N.Y. Jets, 11/17/85

MOST TOUCHDOWNS, RUSHING

5, at San Francisco, 12/4/83
5, vs. New Orleans, 10/14/79

MOST TOUCHDOWNS, PASSING

6, at Chicago, 9/30/18
6, at Cincinnati, 10/29/89

MOST TOUCHDOWNS, RETURNS

3, at N.Y. Jets, 12/14/97
3, at Green Bay, 10/2/83
3, at Denver, 11/7/76

TOTAL OFFENSE

MOST YARDS, GAME

626, vs. Oakland, 10/30/16 (OT, 443 in reg.)
604, at N.Y. Giants, 9/16/12
581, at N.Y. Jets, 11/17/85
569, vs. Green Bay, 10/12/80 (OT, 476 in reg.)
543, vs. Kansas City, 11/29/20
543, vs. Minnesota, 10/7/84

MOST PLAYS

99, vs. Green Bay, 10/12/80 (OT, 82 in reg.)
92, at Dallas, 1/9/83 (Playoff)
92, vs. Minnesota, 9/5/81

BEST GAIN PER PLAY

8.9, vs. Dallas, 9/13/09
8.8, at Carolina, 12/24/11
8.3, at Chicago, 9/30/18
8.1, at Atlanta, 11/26/17
8.1, at New Orleans, 9/9/18

MOST FIRST DOWNS

36, at L.A. Rams, 9/29/19

MOST FIRST DOWNS, RUSHING

18, at San Francisco, 12/4/83

MOST FIRST DOWNS, PASSING

27, at L.A. Rams, 9/29/19
23, at Seattle, 11/3/19
22, at Houston, 11/5/23
21, vs. Dallas, 9/9/21
21, at Atlanta, 12/20/20
21, vs. Minnesota, 9/5/81
21, vs. Green Bay, 10/12/80 (OT, 17 in reg.)

RUSHING

MOST RUSHING ATTEMPTS

60, at Chicago, 11/26/78

MOST YARDS RUSHING

306, at Atlanta, 9/17/06
299, at Carolina, 12/8/08
299, vs. L.A. Rams, 11/25/84
296, vs. Minnesota, 12/8/91
273, vs. Chicago, 11/20/83

BEST AVERAGE PER RUSH

9.1, vs. Buffalo, 12/12/21

PASSING

MOST PASSES ATTEMPTED

68, at L.A. Rams, 9/29/19
63, vs. Minnesota, 9/5/81
62, at Oakland, 11/4/12
59, vs. Oakland, 10/30/16 (OT, 44 in reg.)
58, vs. Dallas, 9/9/21

MOST PASSES COMPLETED

45, at L.A. Rams, 9/29/19
42, vs. Dallas, 9/9/21
40, vs. Oakland, 10/30/16 (OT, 29 in reg.)
40, at Oakland, 11/4/12
39, vs. Los Angeles Rams, 11/23/20

MOST NET YARDS PASSING

510, at N.Y. Giants, 9/23/12
498, vs. Oakland, 10/30/16 (OT, 339 in reg.)
490, at L.A. Rams, 9/29/19
456, vs. Kansas City, 11/29/20
443, at Houston, 11/5/23
432, at New Orleans, 9/9/18
415, vs. Green Bay, 10/12/80 (OT, 333 in reg.)
402, at Oakland, 11/4/12
395, at Atlanta, 11/1/15
391, vs. Dallas, 9/9/21

BEST COMPLETION PERCENTAGE

94.4%, at N.Y. Giants, 11/18/18 (17-18)
88.9%, at Dallas, 12/18/16 (32-36)
86.7%, vs. Tennessee, 9/13/15 (13-15)
86.5%, at New Orleans, 12/27/09 (32-37)
85.7%, at Atlanta, 9/18/14 (24-28)

SPECIAL TEAMS

MOST PUNTS

12, vs. N.Y. Giants, 9/12/99
10, at Chicago, 12/17/06
10, vs. Seattle, 9/19/04
10, at Washington, 10/1/00
10, at Detroit, 9/8/96
10, vs. Chicago, 12/2/79

FEWEST PUNTS

0, at Atlanta, 11/1/15

BEST GROSS PUNTING AVG. (MIN. 4)

56.8, vs. Tennessee, 11/12/23

MOST PUNT RETURNS

11, vs. Washington, 10/9/77

MOST YARDS PUNTS RETURNED

145, at St. Louis Cardinals, 12/21/86

MOST KICKOFF RETURNS

9, vs. New Orleans, 12/23/01

MOST YARDS KICKOFFS RETURNED

223, at Detroit, 12/15/02
218, at Detroit, 9/17/00
188, at St. Louis, 12/17/15
182, vs. Indianapolis, 10/6/03
181, vs. Atlanta, 12/5/10

PENALTIES

MOST PENALTIES

23, vs. Oakland, 10/30/16

MOST YARDS PENALIZED

200, vs. Oakland, 10/30/16

FEWEST YARDS PENALIZED

0, at Green Bay, 11/25/90

Two-Team Records

MOST POINTS

95, Tampa Bay 55, L.A. Rams 40, 9/29/19
90, N.Y. Jets 62, Tampa Bay 28, 11/17/85
88, Tampa Bay 48, New Orleans 40, 9/9/18
79, Cincinnati 56, Tampa Bay 23, 10/29/89
79, Miami 41, Tampa Bay 38, 10/20/85

FEWEST POINTS

- 3, Tampa Bay 3, Kansas City 0, 12/16/79
- 9, Tampa Bay 9, Carolina 0, 1/7/24
- 9, New Orleans 9, Tampa Bay 0, 12/19/21
- 9, Tampa Bay 6, Chicago 3, 10/24/99
- 9, L.A. Rams 9, Tampa Bay 0, 1/6/80 (NFC Championship)
- 9, San Francisco 6, Tampa Bay 3, 12/10/78

MOST YARDS GAINED

- 1,023, Tampa Bay 573, Minnesota 450, 11/16/80
- 1,004, Tampa Bay 529, New Orleans 475, 9/9/18
- 982, Los Angeles Rams 518, Tampa Bay 464, 9/29/19
- 978, Tampa Bay 576, Cincinnati 402, 10/28/18
- 971, Tampa Bay 513, New Orleans 458, 10/21/12

MOST RUSHING YARDS

- 425, L.A. Rams 251, Tampa Bay 174, 10/5/86 (OT, 386 in reg.)
- 424, Atlanta 249, Tampa Bay 175, 9/28/86 (OT, 357 in reg.)
- 419, Tampa Bay 283, Philadelphia 136, 11/22/15
- 414, Indianapolis 257, Tampa Bay 157, 12/15/85
- 409, Tampa Bay 249, San Francisco 160, 10/23/16

MOST PASSING YARDS

- 866, Los Angeles Rams 490, Tampa Bay 376, 9/29/19
- 849, Tampa Bay 417, New Orleans 532, 9/9/18
- 812, Tampa Bay 486, Minnesota 326, 11/16/80
- 798, Tampa Bay 342, Kansas City 456, 11/29/20
- 788, Tampa Bay 411, New Orleans 377, 10/21/12

MOST PASSES ATTEMPTED

- 109, Los Angeles Rams 68, Tampa Bay 41, 9/29/19
- 108, Dallas 58, Tampa Bay 50, 9/9/21
- 101, Tampa Bay 67, Chicago 34, 9/21/08
- 100, Buffalo 54, Tampa Bay 46, 12/12/21
- 100, Tampa Bay 54, Kansas City 46, 10/28/84

MOST PASSES COMPLETED

- 74, Dallas 42, Tampa Bay 32, 9/9/21
- 73, L.A. Rams 45, Tampa Bay 28, 9/29/19
- 68, Tampa Bay 38, Atlanta 30, 12/5/21
- 68, Tampa Bay 41, L.A. Rams 27, 9/26/21
- 67, Buffalo 36, Tampa Bay 31

MOST INTERCEPTIONS THROWN

- 8, Tampa Bay 7, San Francisco 1, 9/7/86

MOST TOUCHDOWN PASSES

- 9, Cincinnati 6, Tampa Bay 3, 10/29/89

MOST FIRST DOWNS

- 56, Tampa Bay 30, Atlanta 26, 10/14/18
- 55, Los Angeles Rams 30, Tampa Bay 25, 9/29/19
- 54, Dallas 30, Tampa Bay 24, 9/9/21
- 54, Miami 30, Tampa Bay 24, 10/20/85
- 54, New Orleans 34, Tampa Bay 20, 10/5/14
- 54, Atlanta 31, Tampa Bay 23, 11/3/16

HALF-GAME RECORDS

BUCCANEERS OFFENSE

MOST YARDS, TOTAL OFFENSE

- 410, at Detroit, 12/26/20 (1st)
- 379, at St. Louis, 12/17/15 (2nd)
- 374, at Minnesota, 11/16/80 (2nd)

MOST YARDS, NET RUSHING

- 216, at Philadelphia, 11/22/15 (1st)
- 216, at Oakland, 11/14/12 (2nd)

MOST YARDS, NET PASSING

- 341, at Detroit, 12/26/20 (1st)
- 325, at Minnesota, 11/16/80 (2nd)
- 324, at Indianapolis, 10/16/88 (2nd)
- 314, at St. Louis, 12/17/15 (2nd)
- 312, at Atlanta, 12/20/20 (2nd)

MOST POINTS, HALF

- 35, vs. Chicago, 10/24/21 (1st)
- 35, at Oakland, 11/4/12 (2nd)
- 34, at Detroit, 12/26/20 (1st)
- 33, at Arizona, 10/15/17 (2nd)
- 31, vs. Carolina, 1/9/22 (2nd)
- 31, at Atlanta, 12/20/20 (2nd)
- 31, at New Orleans, 9/9/18 (1st)
- 31, vs. Minnesota, 10/29/00 (1st)
- 31, vs. Chicago, 12/22/96 (1st)

MOST POINTS, QUARTER

- 28, vs. Green Bay, 10/18/20 (2nd)
- 27, at Arizona, 10/15/17 (4th)
- 24, vs. Carolina, 1/9/22 (2nd)
- 24, at Los Angeles Rams, 9/29/19 (4th)
- 24, vs. Chicago, 12/22/96 (2nd)
- 24, vs. Green Bay, 11/22/81 (2nd)

INDIVIDUAL RECORDS

MOST YARDS RUSHING

- 220, Doug Martin, at Oakland, 11/4/12 (2nd)
- 179, James Wilder, at Minnesota, 11/6/83 (2nd)
- 177, Doug Martin, at Philadelphia, 11/22/15 (1st)
- 170, Ronald Jones II, at Carolina, 11/15/20 (2nd)
- 142, LeGarrette Blount, vs. Seattle, 12/26/10 (2nd)

MOST YARDS PASSING

- 348, Tom Brady, at Detroit, 12/26/20 (1st)
- 340, Vinny Testaverde, at Indianapolis, 10/16/88 (2nd)
- 320, Tom Brady, at Atlanta, 12/20/20 (2nd)
- 314, Jameis Winston, at St. Louis, 12/17/15 (2nd)
- 308, Jameis Winston, at Detroit, 12/15/19 (1st)

MOST FIELD GOALS

- 4, Ryan Succop, at Dallas, 9/11/22 (1st)
- 4, Connor Barth, vs. Carolina, 12/4/11 (1st)
- 4, Matt Bryant, vs. Washington, 11/25/07 (1st)

BUCCANEERS DEFENSE

FEWEST YARDS TOTAL OFFENSE ALLOWED

- 15, at Carolina, 10/27/02 (1st)
- 16, vs. New England, 11/16/97 (1st)
- 23, vs. N.Y. Giants, 9/2/78 (1st)
- 24, vs. Kansas City, 12/16/79 (2nd)

FEWEST YARDS RUSHING ALLOWED

- 6, at New England, 10/3/21 (1st)
- 3, vs. Jacksonville, 12/24/23 (1st)
- 2, vs. New England, 11/16/97 (1st)
- 1, vs. Carolina, 9/9/12 (2nd)
- 1, vs. Green Bay, 12/26/99 (2nd)
- 0, at New Orleans, 9/9/18 (2nd)
- 0, vs. Miami, 11/11/13 (1st)
- 2, vs. Indianapolis, 12/22/91 (2nd)
- 2, vs Miami, 11/11/13 (2nd)
- 3, vs. New Orleans, 12/9/18 (1st)
- 3, vs. Cincinnati, 10/15/06 (1st)
- 3, vs. Washington, 12/4/94 (1st)
- 3, vs. Green Bay, 10/14/90 (2nd)

FEWEST NET YARDS PASSING ALLOWED

- 4, at Carolina, 10/27/02 (1st)
- 3, vs. Houston, 12/14/03 (1st)

OPPONENTS' INDIVIDUAL RECORDS

MOST YARDS RUSHING

- 200, Barry Sanders, Detroit, 11/13/94 (2nd)

MOST YARDS PASSING

- 359, Patrick Mahomes, Kansas City, 11/29/20 (1st)
- 325, C.J. Stroud, Houston, 11/5/23 (2nd)
- 321, Drew Brees, New Orleans, 12/29/13 (1st)
- 313, Drew Brees, New Orleans, 10/21/12 (1st)
- 295, Eli Manning, N.Y. Giants, 9/16/12 (2nd)

ROOKIE RECORDS

SCORING

MOST POINTS

- Season 124, Matt Gay, 2019

MOST TOUCHDOWNS

- Season 12, Mike Evans, 2014
- 12, Doug Martin, 2012
- 11, Mike Williams, 2010
- 8, Lars Tate, 1988

RUSHING

MOST YARDS RUSHING

- Season 1,454, Doug Martin, 2012
- Game 251, Doug Martin, at Oakland, 11/4/12
- 192, Errict Rhett, vs. Washington, 12/4/94

RECEIVING

MOST YARDS RECEIVING

Season	1,193, Michael Clayton, 2004
Game	212, Mark Carrier, at New Orleans, 12/6/87

MOST RECEPTIONS

Season	80, Michael Clayton, 2004
Game	9, Rachaad White, at Cleveland, 11/27/22 9, Michael Clayton, at San Diego, 12/12/04 9, James Wilder, vs. St. Louis, 9/27/81

MOST TOUCHDOWNS RECEIVING

Season	12, Mike Evans, 2014 11, Mike Williams, 2010 7, Michael Clayton, 2004
--------	--

PASSING

MOST YARDS PASSING

Season	4,042, Jameis Winston, 2015
Game	369, Vinny Testaverde, at New Orleans, 12/6/87

MOST TOUCHDOWN PASSES

Season	22, Jameis Winston, 2015
Game	10, Josh Freeman, 2009 5, Jameis Winston, at Philadelphia, 11/22/15

DEFENSIVE

MOST INTERCEPTIONS

Season	5, Donnie Abraham, 1996 5, David Greenwood, 1985
--------	---

MOST TACKLES

Season	151, Hugh Green, 1981
	139, Lavonte David, 2012 126, Mason Foster, 2011

MOST SACKS

Season	10.0, Santana Dotson, 1992
	7.5, Yaya Diaby, 2023 7.5, Adrian Clayborn, 2011

MISCELLANEOUS RECORDS

LONGEST GAME

4:02	Green Bay, 9/30/84	W 30-27 (OT)
4:02	at Detroit, 11/20/77	L 7-16
4:01	at Minnesota, 10/28/79	W 12-10

SHORTEST GAME

2:25	at Cincinnati, 10/10/76	L 0-21
2:30	Kansas City, 12/16/79	W 3-0
2:33	at Chicago, 11/26/78	L 3-14

LONGEST TOUCHDOWN DRIVES

Yards	99, at Detroit, 12/15/19 (5 plays, 1:52, Winston-Miller 33 pass)
	98, at Carolina, 11/15/20 (1 play, 0:14, R. Jones 98 run)
	98, at Atlanta, 11/24/19 (5 plays, 2:37, Winston-Godwin 71 pass)
	98, at St. Louis, 12/17/15 (4 plays, 1:44, Winston-Stocker 3 pass)
	98, vs. Seattle, 12/26/10 (10 plays, 6:50, Freeman-Winslow 21 pass)
	98, at New Orleans, 12/27/09 (8 plays, 4:09, C. Williams 23 run)
	98, vs. Carolina, 12/30/07 (10 plays, 5:44, McCown-Bennett 23 pass)
Plays	19, at New Orleans, 9/9/84 (80 yards, 10:26, Thompson-Armstrong 2 pass)
Time	10:59, vs. New Orleans, 9/18/94 (80 yards, 15 plays, Erickson-J. Harris 10 pass)

LONGEST FIELD GOAL DRIVES

Yards	94, at Arizona, 10/31/10 (12 plays, 3:15)
Plays	21, at Chicago, 9/4/94 (67 yards, 10:05)
Time	10:33, vs. San Diego, 1/2/94 (19 plays, 84 yards)

BEST CAREER PUNTING AVERAGE

(Min. 100 att.) **49.4, Jake Camarda (156-7,713), 2022-23**

BEST CAREER FIELD GOAL PERCENTAGE

(Min. 50 att.) **84.8%, Ryan Succop (53/61), 2020-22**

MOST KICKOFF COVERAGE TACKLES

80, Jim Obradovich, 1978-83

PUNT RETURNS (YARDS)

PLAYER	YEARS	NO.	YDS.	AVG.	LG	TD
1. Karl Williams	1996-03	213	2,280	10.7	88t	5
2. Danny Reece	1976-80	222	1,554	7.0	50	0
3. Willie Drewrey	1989-92	88	826	9.4	55	0
4. Mark Jones	2005-07	83	790	9.5	35	0
5. Jacquez Green	1998-01	55	658	12.0	95	1
6. Bobby Futrell	1986-90	77	639	8.3	40	0
7. Clifton Smith	2008-09	46	556	12.1	70t	1
8. Jaelon Darden	2021-22	50	472	9.4	43	0
9. Adam Humphries	2015-18	51	425	8.3	25	0
10. Bobby Rainey	2013-15	36	343	9.5	58	0

INTERCEPTIONS

PLAYER	YEARS	NO.	YDS.	AVG.	LG	TD
1. Rondé Barber	1997-12	47	923	19.6	78t	8
2. Donnie Abraham	1996-01	31	341	11.0	55t	2
3. Cedric Brown	1976-84	29	593	20.4	81t	2
4. Mike Washington	1976-84	28	418	14.9	49t	3
5. Derrick Brooks	1995-08	25	530	21.2	97t	6
6. John Lynch	1993-03	23	200	8.7	36	0
7. Brian Kelly	1998-07	22	227	10.3	75	1
8. Aqib Talib	2008-12	18	277	15.4	45t	2
9t. Mark Cotney	1976-80,82-84	17	205	12.1	29	0
9t. Harry Hamilton	1988-91	17	232	13.6	58	0
9t. Ricky Reynolds	1987-93	17	174	10.2	68t	1

MORE CAREER TOP TENS

GAMES PLAYED

PLAYER	NO.
1. Rondé Barber, 1997-12	241
2. Derrick Brooks, 1995-08	224
3. Dave Moore, 1992-01, 2004-06	190
4. Paul Gruber, 1988-99	183
5. Lavonte David, 2012-23	181
6. William Gholston, 2013-23	169
7. John Lynch, 1993-03	164
8. Tony Mayberry, 1990-99	160
9. Mike Alstott, 1996-07	158
10. Mike Evans, 2014-23	154

GAMES STARTED

PLAYER	NO.
1. Rondé Barber, 1997-12	232
2. Derrick Brooks, 1995-08	221
3. Paul Gruber, 1988-99	183
4. Lavonte David, 2012-23	181
5. Mike Evans, 2014-23	153
6. Tony Mayberry, 1990-99	145
7. Mike Alstott, 1996-07	137
8. John Lynch, 1993-03	132
9. Warren Sapp, 1995-03	130
10. Donovan Smith, 2015-22	124

TOTAL TOUCHDOWNS

PLAYER	NO.
1. Mike Evans, 2014-23	95
2. Mike Alstott, 1996-07	71
3. James Wilder, 1981-89	46
4. Chris Godwin, 2017-23	36
5. Jimmie Giles, 1978-86	34
6. Cameron Brate, 2014-22	33
7. Kevin House, 1980-86	31
8. Joey Galloway, 2004-08	29
9t. Warrick Dunn, 1997-01, 08	28
9t. Doug Martin, 2012-17	28

FIELD GOAL PERCENTAGE

(Minimum 10 attempts)

PLAYER	PCT.
1. Chase McLaughlin, 2023	.935 (29-31)
2. Ryan Succop, 2020-22	.848 (84-99)
3. Connor Barth, 2009-12, 2015	.838 (114-136)
4. Matt Bryant, 2005-08	.831 (98-118)
5. Patrick Murray, 2014, 2017	.830 (39-47)
6. Steve Christie, 1990-91	.809 (38-47)
7. Rian Lindell, 2013	.793 (23-29)
8. Matt Gay, 2019	.771 (27-35)
9. Martin Gramática, 1999-04	.765 (137-179)
10. Cairo Santos, 2018	.750 (9-12)

FIELD GOALS

PLAYER	NO.
1. Martin Gramática, 1999-04	137
2. Michael Husted, 1993-98	117
3. Connor Barth, 2009-12, 2015	114
4. Matt Bryant, 2005-08	98
5. Donald Igwebuike, 1985-89	94
6. Ryan Succop, 2020-22	84
7. Bill Capece, 1981-83	43
8. Patrick Murray, 2014, 2017	39
9. Steve Christie, 1990-91	38
10. Chase McLaughlin, 2023	29

RUSHING ATTEMPTS

PLAYER	NO.
1. James Wilder, 1981-89	1,575
2. Mike Alstott, 1996-07	1,359
3. Warrick Dunn, 1997-01, 08	1,256
4. Doug Martin, 2012-17	1,150
5. Carnell Williams, 2005-10	968
6. Reggie Cobb, 1990-93	878
7. Errict Rhett, 1994-97	823
8. Ricky Bell, 1977-81	820
9. Michael Pittman, 2002-07	798
10. Peyton Barber, 2016-19	551

RUSHING TOUCHDOWNS

PLAYER	NO.
1. Mike Alstott, 1996-07	58
2. James Wilder, 1981-89	37
3. Doug Martin, 2012-17	26
4. Errict Rhett, 1994-97	24
5. Reggie Cobb, 1990-93	21
6. Carnell Williams, 2005-10	20
7. Warrick Dunn, 1997-01, 08	19
8. Ronald Jones II, 2018-21	18
9. Leonard Fournette, 2020-22	17
10. Ricky Bell, 1977-81	16

PASSING ATTEMPTS

PLAYER	NO.
1. Jameis Winston, 2015-19	2,548
2. Vinny Testaverde, 1987-92	2,160
3. Tom Brady, 2020-22	2,062
4. Trent Dilfer, 1994-99	2,038
5. Josh Freeman, 2009-13	1,967
6. Doug Williams, 1978-82	1,890
7. Brad Johnson, 2001-04	1,683
8. Steve DeBerg, 1984-87, 1992-93	1,414
9. Craig Erickson, 1992-94	882
10. Jeff Garcia, 2007-08	703

PASS COMPLETIONS

PLAYER	NO.
1. Jameis Winston, 2015-19	1,563
2. Tom Brady, 2020-22	1,376
3. Josh Freeman, 2009-13	1,144
4. Vinny Testaverde, 1987-92	1,126
5. Trent Dilfer, 1994-99	1,117
6. Brad Johnson, 2002-04	1,040
7. Doug Williams, 1978-82	895
8. Steve DeBerg, 1984-87; 92-93	813
9. Craig Erickson, 1992-94	473
10. Brian Griese, 2004-05, 08	455

TOUCHDOWN PASSES

PLAYER	NO.
1. Jameis Winston, 2015-19	121
2. Tom Brady, 2020-22	108
3. Josh Freeman, 2009-13	80
4. Vinny Testaverde, 1987-92	77
5. Doug Williams, 1978-82	73
6. Trent Dilfer, 1994-99	70
7. Brad Johnson, 2001-04	64
8. Steve DeBerg, 1984-87, 1992-93	61
9. Craig Erickson, 1992-94	34
10. Brian Griese, 2004-05, 08	32

QUARTERBACK RATING

(Minimum 250 attempts)

PLAYER	NO.
1. Tom Brady, 2020-22	98.1
2. Ryan Fitzpatrick, 2017-18	94.7
3. Baker Mayfield, 2023	94.6
4. Jeff Garcia, 2007-08	92.2
5. Jameis Winston, 2015-19	86.9
6. Brian Griese, 2004-05, 08	85.5
7. Mike Glennon, 2013-16	84.6
8. Brad Johnson, 2001-04	83.2
9. Josh Freeman, 2009-13	78.8
10. Shaun King, 1999-03	75.4

RECEIVING YARDS

PLAYER	NO.
1. Mike Evans, 2014-23	11,680
2. Chris Godwin, 2017-23	6,690
3. Mark Carrier, 1987-92	5,018
4. Kevin House, 1980-86	4,928
5. Vincent Jackson, 2012-16	4,326
6. Jimmie Giles, 1978-86	4,300
7. Joey Galloway, 2004-08	3,912
8. Keyshawn Johnson, 2000-03	3,828
9. James Wilder, 1981-89	3,492
10. Gerald Carter, 1981-87	3,443

RECEIVING TOUCHDOWNS

PLAYER	NO.
1. Mike Evans, 2014-23	94
2t. Chris Godwin, 2017-23	34
2t. Jimmie Giles, 1978-86	34
4. Cameron Brate, 2014-22	33
5. Kevin House, 1980-86	31
6. Joey Galloway, 2004-08	28
7. Mark Carrier, 1987-92	27
8. Mike Williams, 2010-13	25
9. Dave Moore, 1992-01, 2004-06	24
10. Bruce Hill, 1987-91	23

PUNTING AVERAGE

(Minimum 80 punts)

PLAYER	NO.
1. Jake Camarda, 2022-23	49.4
2. Bryan Anger, 2016-18	45.0
3. Josh Bidwell, 2004-09	44.0
4. Michael Koenen, 2011-14	43.7
5. Bradley Pinion, 2019-21	43.6
6. Tom Tupa, 2002-03	43.0
7. Tommy Barnhardt, 1996-98	42.6
8. Larry Swider, 1981-82	42.2
9. Mark Royals, 1990-91,1999-01	41.3
10. Frank Garcia, 1983-87	41.1

PUNTS INSIDE THE 20

PLAYER	NO.
1. Josh Bidwell, 2004-09	124
2. Mark Royals, 1990-91,1999-01	96
3. Michael Koenen, 2011-14	82
4. Bryan Anger, 2016-18	76
5. Frank Garcia, 1983-87	71
6. Bradley Pinion, 2019-21	61
7. Dan Stryzinski, 1992-94	59
8. Tom Tupa, 2002-03	56
9. Tommy Barnhardt, 1996-98	55
10t. Jake Camarda, 2022-23	48
10t. Dave Green, 1976-78	48

PUNTS

PLAYER	NO.
1. Josh Bidwell, 2004-09	419
2. Mark Royals, 1990-91,1999-01	414
3. Frank Garcia, 1983-87	379
4. Michael Koenen, 2011-14	308
5. Dave Green, 1976-78	290
6. Dan Stryzinski, 1992-94	239
7. Tom Blanchard, 1979-81	203
8. Bryan Anger, 2016-18	192
9. Tommy Barnhardt, 1996-98	180
10. Tom Tupa, 2002-03	173

PUNTING YARDS

PLAYER	NO.
1. Josh Bidwell, 2004-09	18,426
2. Mark Royals, 1990-91, 1999-01	17,106
3. Frank Garcia, 1983-87	15,588
4. Michael Koenen, 2011-14	13,463
5. Dave Green, 1976-78	11,659
6. Dan Stryzinski, 1992-94	9,587
7. Bryan Anger, 2016-18	8,639
8. Tom Blanchard, 1979-81	8,300
9. Jake Camarda, 2022-23	7,713
10. Tommy Barnhardt, 1996-98	7,659

TACKLES

PLAYER	NO.
1. Derrick Brooks, 1995-08	2,198
2. Lavonte David, 2012-23	1,478
3. Rondé Barber, 1997-12	1,428
4. Hardy Nickerson, 1993-99	1,028
5. Shelton Quarles, 1997-06	985
6. John Lynch, 1993-03	973
7. Richard Wood, 1976-84	855
8. Lee Roy Selmon, 1976-84	742
9. Jeff Davis, 1982-87	662
10. Cecil Johnson, 1977-85	645

QUARTERBACK SACKS

PLAYER	NO.
1. Lee Roy Selmon, 1976-84	78.5
2. Warren Sapp, 1995-03	77.0
3. Simeon Rice, 2001-06	69.5
4. Gerald McCoy, 2010-18	54.5
5. Shaquil Barrett, 2019-23	45.0
6. David Logan, 1979-86	39.0
7. Chidi Ahanotu, 1993-00, 2004	34.5
8. Lavonte David, 2012-23	33.5
9t. Brad Culppepper, 1994-99	33.0
9t. Jason Pierre-Paul, 2018-21	33.0

SEASON TOP TENS

RUSHING (YARDS)

PLAYER	YEAR	ATT.	YDS.	AVG.	LG	TD
1. James Wilder	1984	407	1,544	3.8	37t	13
2. Doug Martin	2012	319	1,454	4.6	70t	11
3. Doug Martin	2015	288	1,402	4.9	84	6
4. James Wilder	1985	365	1,300	3.6	28t	10
5. Ricky Bell	1979	283	1,263	4.5	49t	7
6. Errict Rhett	1995	332	1,207	3.6	21t	11
7. Carnell Williams	2005	290	1,178	4.1	71t	6
8. Reggie Cobb	1992	310	1,171	3.8	25t	9
9. Warrick Dunn	2000	248	1,133	4.6	70t	8
10. Warrick Dunn	1998	245	1,026	4.2	50	2

PASSING (YARDS)

PLAYER	YEAR	YDS.	ATT.	COMP.	TD	INT
1. Tom Brady	2021	5,316	719	485	43	12
2. Jameis Winston	2019	5,109	626	380	33	30
3. Tom Brady	2022	4,694	733	490	25	9
4. Tom Brady	2020	4,633	610	401	40	12
5. Jameis Winston	2016	4,090	567	345	28	18
6. Josh Freeman	2012	4,065	558	306	27	17
7. Baker Mayfield	2023	4,044	566	364	28	10
8. Jameis Winston	2015	4,042	535	312	22	15
9. Brad Johnson	2003	3,811	570	354	26	21
10. Josh Freeman	2011	3,592	551	346	16	22

DEFENSIVE TOUCHDOWNS

PLAYER	NO.
1. Rondé Barber, 1997-12	12
2. Derrick Brooks, 1995-08	7
3t. David Logan, 1979-86	4
3t. Mike Washington, 1976-84	4
5t. Lavonte David, 2012-23	3
5t. Donnie Abraham, 1996-01	3
5t. Cedric Brown, 1976-84	3
5t. Wayne Haddix, 1990-91	3
5t. Ricky Reynolds, 1987-93	3
5t. Aqib Talib, 2008-11	3
5t. Richard Wood, 1976-84	3

TOTAL TOUCHDOWNS

BY A DEFENSIVE PLAYER

(includes TDs scored on offense, defense or special teams)

PLAYER	NO.
1. Rondé Barber, 1997-12	14
2. Derrick Brooks, 1995-08	7
3t. David Logan, 1979-86	4
3t. Mike Washington, 1976-84	4
5t. Many Players Tied	3

YARDS FROM SCRIMMAGE

PLAYER	NO.
1. Mike Evans, 2014-23	11,690
2. James Wilder, 1981-89	9,449
3. Warrick Dunn, 1997-2001, 2008	7,690
4. Mike Alstott, 1996-2007	7,372
5. Chris Godwin, 2017-23	6,762
6. Doug Martin, 2012-17	5,724
7. Michael Pittman, 2002-07	5,723
8. Mark Carrier, 1987-92	5,018
9. Kevin House, 1980-86	4,969
10. Carnell Williams, 2005-10	4,586

1. Tom Brady	2020	102.2
2. Tom Brady	2021	102.1
3. Ryan Fitzpatrick	2018	100.4
4. Brian Griese	2004	97.5
5. Josh Freeman	2010	95.9
6. Jeff Garcia	2007	94.6
7. Baker Mayfield	2023	94.6
8. Brad Johnson	2002	92.9
9. Jameis Winston	2017	92.2
10. Tom Brady	2022	90.7

1. Chase McLaughlin	2023	.935 (29-31)
2. Connor Barth	2011	.929 (26-28)
3. Ryan Succop	2020	.903 (28-31)
4. Steve Christie	1990	.852 (23-27)
5t. Connor Barth	2012	.848 (28-33)
5t. Matt Bryant	2007	.848 (28-33)
7. Martín Gramática	1999	.844 (27-32)
8. Matt Bryant	2008	.842 (32-38)
9. Matt Bryant	2005	.840 (21-25)
10t. Patrick Murray	2014	.833 (20-24)
10t. Ryan Succop	2021	.833 (25-30)

NET PUNTING AVERAGE

(Minimum 30)

PLAYER	YEAR	AVG.
1. Bryan Anger	2016	42.7
2. Jake Camarda	2023	41.8
3. Jake Camarda	2022	41.6
4. Michael Koenen	2011	40.3
5. Bradley Pinion	2020	40.2
6. Bryan Anger	2017	39.5
7. Bryan Anger	2018	38.9
8. Bradley Pinion	2021	38.9
9. Michael Koenen	2013	38.3
10. Bradley Pinion	2019	38.3

PUNTING AVERAGE

(Minimum 30)

PLAYER	YEAR	AVG.
1. Jake Camarda	2023	50.1
2. Jake Camarda	2022	48.8
3. Bryan Anger	2016	45.9
4. Josh Bidwell	2005	45.6
5. Michael Koenen	2012	45.3
6. Bradley Pinion	2020	45.2
7. Michael Koenen	2011	45.1
8. Bryan Anger	2018	45.0
9. Josh Bidwell	2008	44.5
10. Michael Koenen	2013	44.2

PUNTS INSIDE THE 20

PLAYER	YEAR	NO.
1. Bryan Anger	2016	37
2t. Josh Bidwell	2007	30
2t. Tom Tupa	2002	30
4. Josh Bidwell	2008	27
5t. Jake Camarda	2023	26
5t. Mark Royals	2001	26
5t. Tom Tupa	2003	26
8t. Bryan Anger	2017	24
8t. Tommy Barnhardt	1996	24
8t. Josh Bidwell	2005	24
8t. Michael Koenen	2011	24
8t. Dan Stryzinski	1993	24

PUNTS

PLAYER	YEAR	NO.
1. Dave Green	1978	100
2. Dave Green	1977	98
3. Frank Garcia	1983	95
4t. Josh Bidwell	2006	93
4t. Tom Blanchard	1979	93
4t. Dan Stryzinski	1993	93
7. Dave Green	1976	92
8t. Josh Bidwell	2005	90
8t. Mark Royals	1999	90
8t. Tom Tupa	2002	90

PUNTING YARDS

PLAYER	YEAR	NO.
1. Josh Bidwell	2005	4,101
2. Dave Green	1978	4,092
3. Josh Bidwell	2006	4,045
4. Frank Garcia	1983	4,008
5. Dave Green	1977	3,948
6. Mark Royals	1999	3,882
7. Jake Camarda	2022	3,859
8. Tom Tupa	2002	3,856
9. Jake Camarda	2023	3,854
10. Michael Koenen	2013	3,846

DEFENSIVE TOUCHDOWNS

PLAYER	YEAR	NO.
1. Derrick Brooks	2002	4
2. Wayne Haddix	1990	3
3t. Mike Edwards	2021	2
3t. Ndamukong Suh	2019	2
3t. Devin White	2019	2
3t. Danny Lanasanah	2014	2
3t. Mason Foster	2013	2
3t. Aqib Talib	2011	2
3t. Tanard Jackson	2009	2
3t. Rondé Barber	2007	2
3t. Rondé Barber	2006	2
3t. Rondé Barber	2004	2
3t. Rondé Barber	2000	2
3t. Donnie Abraham	1999	2
3t. Hugh Green	1983	2
3t. Cedric Brown	1981	2
3t. Richard Wood	1977	2

QB SACKS

PLAYER	YEAR	NO.
1. Shaquil Barrett	2019	19.5
2. Warren Sapp	2000	16.5
3. Simeon Rice	2002	15.5
4. Simeon Rice	2003	15.0
5. Simeon Rice	2005	14.0
6. Marcus Jones	2000	13.0
7. Lee Roy Selmon	1977	13.0
8t. Jason Pierre-Paul	2018	12.5
8t. Warren Sapp	1999	12.5
10. Simeon Rice	2004	12.0

INTERCEPTIONS

PLAYER	YEAR	NO.
1. Rondé Barber	2001	10
2. Cedric Brown	1981	9
3. Brian Kelly	2002	8
4t. Donnie Abraham	1999	7
4t. Donnie Abraham	2000	7
4t. Jeremiah Castille	1985	7
4t. Wayne Haddix	1990	7
8t. Donnie Abraham	2001	6
8t. Cedric Brown	1978	6
8t. Neal Colzie	1981	6
8t. Harry Hamilton	1988	6
8t. Harry Hamilton	1989	6
8t. Beasley Reece	1983	6
8t. Damien Robinson	2000	6
8t. Mark Robinson	1981	6
8t. Aqib Talib	2010	6
8t. Mike Washington	1981	6

TACKLES

PLAYER	YEAR	NO.
1. Hardy Nickerson	1993	214
2. Barrett Ruud	2009	205
3. Shelton Quarles	2005	196
4. Hardy Nickerson	1997	194
5. Derrick Brooks	1998	189
6. Derrick Brooks	1997	182
7. Derrick Brooks	1999	180
8. Derrick Brooks	2000	179
9. Barrett Ruud	2008	178
10t. Derrick Brooks	2005	174
10t. Broderick Thomas	1991	174
10t. Cecil Johnson	1981	174

BUCCANEERS PLAYOFF RECORDS

INDIVIDUAL

SERVICE

MOST GAMES, CAREER

- 11, Derrick Brooks
- 10, Mike Alstott, Rondé Barber, Shelton Quarles
- 9, Lavonte David, Carlton Davis III, Jamel Dean, Mike Evans, William Gholston, Brian Kelly, John Lynch, Anthony Nelson, Warren Sapp, Zach Triner, Karl Williams

SCORING

MOST POINTS, GAME

- 13, Ryan Succop, at Washington, 1/9/21

MOST TOUCHDOWNS, GAME

- 2, Leonard Fournette vs. L.A. Rams, 1/23/22
- 2, Rob Gronkowski, vs. Kansas City, 2/7/21
- 2, Ricky Bell, vs. Philadelphia, 12/29/79
- 2, Mike Alstott, vs. San Francisco, 1/12/03
- 2, Keenan McCardell, vs. Oakland, 1/26/03
- 2, Dwight Smith, vs. Oakland, 1/26/03

MOST PATS MADE, GAME

- 6, Martín Gramática, vs. Oakland, 1/26/03

MOST PATS ATTEMPTED, GAME

- 6, Martín Gramática, vs. Oakland, 1/26/03

MOST FIELD GOALS MADE, GAME

- 4, Ryan Succop, at Washington, 1/9/21

MOST FIELD GOALS ATTEMPTED, GAME

- 4, Ryan Succop, at Washington, 1/9/21

LONGEST FIELD GOAL

- 54, Chase McLaughlin, vs. Philadelphia, 1/15/24

RUSHING

MOST YARDS GAINED, GAME

- 142, Ricky Bell, vs. Philadelphia, 12/29/79
- 124, Michael Pittman, vs. Oakland, 1/26/03
- 93, Leonard Fournette, at Washington, 1/9/21
- 93, James Wilder, at Dallas, 1/9/83

MOST ATTEMPTS, GAME

- 38, Ricky Bell, vs. Philadelphia, 12/29/79
- 29, Michael Pittman, vs. Oakland, 1/26/03

LONGEST RUN

- 31t, Mike Alstott, vs. Detroit, 12/28/97
- 27t, Leonard Fournette, vs. Kansas City, 2/7/21

BEST AVERAGE GAIN, GAME

(MIN. 10 ATTEMPTS)

- 6.6, James Wilder, at Dallas, 1/9/83
- 6.2, Mike Alstott, vs. Detroit, 12/28/97

MOST TOUCHDOWNS RUSHING, GAME

- 2, Leonard Fournette, vs. L.A. Rams 1/23/22
- 2, Ricky Bell, vs. Philadelphia, 12/29/79
- 2, Mike Alstott, vs. San Francisco, 1/12/03

PASSING

MOST ATTEMPTS, GAME

- 66, Tom Brady, vs. Dallas, 1/16/23
- 54, Tom Brady, vs. LA Rams, 1/23/22
- 41, Baker Mayfield, at Detroit, 1/21/24

MOST COMPLETIONS, GAME

- 35, Tom Brady, vs. Dallas, 1/16/23
- 30, Tom Brady, vs. LA Rams, 1/23/22
- 29, Tom Brady vs. Philadelphia, 1/16/22

MOST YARDS GAINED, GAME

- 381, Tom Brady, at Washington, 1/9/21
- 351, Tom Brady, vs. Dallas, 1/16/23

349, Baker Mayfield, at Detroit, 1/21/24

MOST TOUCHDOWN PASSES, GAME

- 3, Baker Mayfield, at Detroit, 1/21/24
- 3, Baker Mayfield, vs. Philadelphia, 1/15/24
- 3, Tom Brady, vs. Kansas City, 2/7/21
- 3, Tom Brady, at Green Bay, 1/24/21

LONGEST PASS COMPLETION

- 75, Doug Williams (to Jimmie Giles), at Dallas, 1/2/82
- 71, Brad Johnson (to Joe Jurevicius), at Philadelphia, 1/19/03

MOST INTERCEPTIONS, GAME

- 4, Brad Johnson, at Philadelphia, 1/12/02
- 4, Doug Williams, at Dallas, 1/2/82

MOST TIMES SACKED, GAME

- 5, Shaun King, at St. Louis, 1/23/00

RECEIVING

MOST RECEPTIONS, GAME

- 10, Chris Godwin vs. Dallas, 1/16/23
- 9, Leonard Fournette, vs. L.A. Rams, 1/23/22
- 9, Mike Evans, vs. Philadelphia, 1/16/22
- 8, Mike Evans, at Detroit, 1/21/24
- 8, Cade Otton, vs. Philadelphia, 1/15/24
- 8, Mike Evans, vs. L.A. Rams, 1/23/22
- 8, Warrick Dunn, at Philadelphia, 1/12/02

MOST RECEIVING YARDS, GAME

- 147, Mike Evans, at Detroit, 1/21/24
- 119, Mike Evans, vs. LA Rams, 1/23/22
- 119, Mike Evans, at Washington, 1/9/21
- 117, Mike Evans vs. Philadelphia, 1/16/22
- 110, Chris Godwin, at Green Bay, 1/24/21

MOST TOUCHDOWN RECEPTIONS, GAME

- 2, Rob Gronkowski, vs. Kansas City, 2/7/21
- 2, Keenan McCardell, vs. Oakland, 1/26/03

TACKLES

MOST TACKLES, GAME

- 15, Devin White, at Green Bay, 1/24/21
- 14, Lavonte David, vs Dallas, 1/16/23
- 14 Derrick Brooks, vs. Washington, 1/15/00

SACKS

MOST SACKS, GAME

- 3, Shaquil Barrett, at Green Bay, 1/24/21
- 3, Warren Sapp, at Green Bay, 1/4/98

DEFENSIVE TOUCHDOWNS

MOST, GAME

- 2, Dwight Smith, vs. Oakland, 1/26/03
- 1, Derrick Brooks, vs. Oakland, 1/26/03
- 1, Rondé Barber, at Philadelphia, 1/19/03
- 1, Hugh Green, at Dallas, 1/9/83

INTERCEPTIONS

MOST INTERCEPTIONS, GAME

- 2, Dwight Smith, vs. Oakland, 1/26/03
- 2, Dexter Jackson, vs. Oakland, 1/26/03
- 2, Donnie Abraham, at Green Bay, 1/4/98

MOST INTERCEPTION RETURN YARDS, GAME

- 94, Dwight Smith, vs. Oakland, 1/26/03

LONGEST INTERCEPTION RETURN

92t, Rondé Barber, at Philadelphia, 1/19/03

FUMBLE RECOVERIES**MOST OPPONENT FUMBLES RECOVERED, GAME**

- 1, 15 times, most recently Lavonte David,**
Sean Murphy-Bunting, Jason Pierre
Paul and **Antoine Winfield Jr. vs.**
LA Rams, 1/23/22

LONGEST FUMBLE RETURN

60t, Hugh Green, at Dallas, 1/9/83

PUNTING**MOST PUNTS, GAME**

10, Mark Royals, vs. Washington, 1/15/00

GROSS YARDS AVERAGE, GAME (MIN. 4)

53.0, Bradley Pinion, LA Rams, 1/23/22

NET YARDS AVERAGE, GAME (MIN. 4)

43.7, Bradley Pinion, vs. Philadelphia, 1/16/22

LONGEST PUNT**66, Jake Camarda, at Detroit, 1/21/24**

61, Bradley Pinion, vs. Philadelphia, 1/16/22

57, Bradley Pinion vs. LA Rams, 1/23/22

PUNT RETURNS**MOST PUNT RETURNS, GAME**

- 4, Jaelon Darden vs. Philadelphia, 1/16/22
4, Mark Jones, vs. Washington, 1/7/06
4, Karl Williams, at St. Louis, 1/23/00

MOST PUNT RETURN YARDS, GAME

- 45, Karl Williams, at St. Louis, 1/23/00
37, Mark Jones, vs. Washington, 1/7/06
34, Deven Thompson, vs. Dallas, 1/16/23

BEST PUNT RETURN AVERAGE, GAME

(MIN. 3)

12.0, Deven Thompson, vs. Philadelphia, 1/15/24

LONGEST PUNT RETURN

25, Karl Williams, vs. Oakland, 1/26/03

KICKOFF RETURNS**MOST KICKOFF RETURNS, GAME**

- 5, Jaydon Mickens at Green Bay, 1/24/21
5, Micheal Spurlock, vs. N.Y. Giants, 1/6/08
5, James Owens, at Dallas, 1/9/83

MOST KICKOFF RETURN YARDS, GAME

- 121, Jaydon Mickens, at Green Bay, 1/24/21
110, James Owens, at Dallas, 1/9/83
106, Micheal Spurlock, vs. N.Y. Giants, 1/6/08
106, Isaac Hagins, vs. L.A. Rams, 1/6/80

BEST KICKOFF RETURN AVERAGE, GAME (MIN. 3)

- 30.7, James Owens, at Dallas, 1/2/82
26.5, Isaac Hagins, vs. L.A. Rams, 1/6/80

LONGEST KICKOFF RETURN

- 43, Jaydon Mickens, at Green Bay, 1/24/21
35, Frank Murphy, at Philadelphia, 1/12/02
35, James Owens, at Dallas, 1/2/82

TEAM**SCORING****MOST POINTS, GAME**

- 48, vs. Oakland, 1/26/03
32, vs. Philadelphia, 1/15/24
31, vs. Philadelphia, 1/16/22
31, vs. Kansas City, 2/7/21
31, at Green Bay, 1/24/21
31, at Washington, 1/9/21
31, vs. San Francisco, 1/12/03

FEWEST POINTS, GAME

- 0, vs. L.A. Rams, 1/6/80
0, at Dallas, 1/2/82

MOST TOUCHDOWNS, GAME

- 6, vs. Oakland, 1/26/03
4, vs. Philadelphia, 1/16/22
4, vs. Kansas City, 2/7/21
4, at Green Bay, 1/24/21
4, vs. San Francisco, 1/12/03

MOST FIELD GOALS, GAME

- 4, at Washington, 1/9/21
3, vs. Philadelphia, 1/15/24
3, at New Orleans, 1/17/21
3, at Philadelphia, 1/12/02

MOST FIELD GOAL ATTEMPTS, GAME

- 4, at Washington, 1/9/21

FIRST DOWNS**MOST FIRST DOWNS, GAME**

- 26, vs. Kansas City, 2/7/21
26, at Washington, 1/9/21
24, vs. Dallas, 1/16/23
24, vs. Oakland, 1/26/03

FEWEST FIRST DOWNS, GAME

- 7, vs. L.A. Rams, 1/6/80

MOST FIRST DOWNS, RUSHING, GAME

- 12, vs. Philadelphia, 12/29/79

FEWEST FIRST DOWNS, RUSHING, GAME

- 2, at Philadelphia, 12/31/00

MOST FIRST DOWNS, PASSING, GAME

- 20, vs. Dallas, 1/16/23

FEWEST FIRST DOWNS, PASSING, GAME

- 4, vs. Philadelphia, 12/29/79
4, vs. L.A. Rams, 1/6/80
4, at Dallas, 1/9/83

MOST FIRST DOWNS, PENALTY, GAME

- 6, vs. Kansas City, 2/7/21

FEWEST FIRST DOWNS, PENALTY, GAME

- 0, vs. Dallas, 1/16/23
0, at New Orleans, 1/17/21
0, at Philadelphia, 1/19/03
0, vs. L.A. Rams, 1/6/80

TOTAL NET YARDS**MOST NET YARDS, GAME**

- 507, at Washington, 1/9/21
426, vs. Philadelphia, 1/15/24
408, at Detroit, 1/23/24
386, vs. Dallas, 1/16/23

FEWEST NET YARDS, GAME

177, vs. L.A. Rams, 1/6/80
186, vs. Washington, 1/15/00

RUSHING

MOST RUSHING ATTEMPTS, GAME

55, vs. Philadelphia, 12/29/79
42, vs. Oakland, 1/26/03

FEWEST RUSHING ATTEMPTS, GAME

12, vs. Dallas, 1/16/23
14, vs. LA Rams, 1/23/22
15, at Detroit, 1/21/24

MOST RUSHING YARDS, GAME

186, vs. Philadelphia, 12/29/79
150, vs. Oakland, 1/26/03

FEWEST RUSHING YARDS, GAME

44, vs. Washington, 1/15/00
49, at Philadelphia, 1/19/03

MOST RUSHING TOUCHDOWNS, GAME

2, vs. L.A. Rams, 1/23/22
2, vs. Philadelphia, 1/16/22
2, vs. San Francisco, 1/12/03
2, vs. Philadelphia, 12/29/79

FEWEST RUSHING TOUCHDOWNS, GAME

0, nine times, last at Detroit, 1/21/24

PASSING

MOST ATTEMPTS, GAME

66, vs. Dallas, 1/16/23
54, vs. LA Rams, 1/23/22

FEWEST ATTEMPTS, GAME

15, vs. Philadelphia, 12/29/79
26, vs. Detroit, 12/28/97

MOST COMPLETIONS, GAME

35, vs. Dallas, 1/16/23
30, vs. L.A. Rams, 1/23/22

FEWEST COMPLETIONS, GAME

5, vs. L.A. Rams, 1/6/80
7, vs. Philadelphia, 12/29/79

MOST NET PASSING YARDS, GAME

365, at Washington, 1/9/21
334, vs. Dallas, 1/16/23

FEWEST NET PASSING YARDS, GAME

85, vs. L.A. Rams, 1/6/80
113, at Dallas, 1/9/83

MOST PASSING TOUCHDOWNS, GAME

3, at Detroit, 1/24/21
3, vs. Philadelphia, 1/15/24
3, vs. Kansas City, 2/7/21
3, at Green Bay, 1/24/21

FEWEST PASSING TOUCHDOWNS, GAME

0, seven times, last vs. Washington, 1/7/06

MOST INTERCEPTIONS THROWN, GAME

4, at Philadelphia, 1/12/02
4, at Dallas, 1/2/82

FEWEST INTERCEPTIONS, GAME

0, six times, last vs. Philadelphia, 1/15/24

SACKS

MOST SACKS, GAME

5, at Green Bay, 1/24/21
5, vs. Oakland, 1/26/03
5, at Dallas, 1/9/83

INTERCEPTIONS

MOST INTERCEPTIONS, GAME

5, vs. Oakland, 1/26/03

MOST INTERCEPTION RETURN YARDS, GAME

172, vs. Oakland, 1/26/03

PUNTING

MOST PUNTS, GAME

10, vs. Washington, 1/15/00
8, vs. L.A. Rams, 1/6/80

GROSS YARDS AVERAGE, GAME (MIN. 4)

53.0, vs. L.A. Rams, 1/23/22
51.8, at Detroit, 1/21/24
49.0, vs. Dallas, 1/16/23

NET YARDS AVERAGE, GAME (MIN. 4)

43.7, vs. Philadelphia, 1/16/22
43.6, vs. Dallas, 1/16/23

PUNT RETURNS

MOST PUNT RETURNS, GAME

4, vs. Philadelphia, 1/16/22
4, vs. Washington, 1/7/06
4, at St. Louis, 1/23/00

MOST PUNT RETURN YARDS, GAME

45, at St. Louis, 1/23/00
37, vs. Washington, 1/7/06
34, vs. Dallas, 1/16/23
33, vs. Philadelphia, 12/29/79

BEST PUNT RETURN AVERAGE, GAME (MIN. 3)

11.3, at St. Louis, 1/23/00

KICKOFF RETURNS

MOST KICKOFF RETURNS, GAME

6, at Philadelphia, 1/12/02
5, at Green Bay, 1/24/21
5, vs. N.Y. Giants, 1/6/08
5, at Green Bay, 1/4/98
5, at Dallas, 1/9/83
5, at Dallas, 1/2/82

MOST KICKOFF RETURN YARDS, GAME

147, at Dallas, 1/2/82
138, at Philadelphia, 1/12/02
121, at Green Bay, 1/24/21

BEST KICKOFF RETURN AVERAGE, GAME (MIN. 3)

29.4, at Dallas, 1/2/82
26.5, vs. L.A. Rams, 1/6/80

PENALTIES

MOST PENALTIES, GAME

10, vs. San Francisco, 1/12/03
10, at Dallas, 1/2/82

FEWEST PENALTIES, GAME

2, at Green Bay, 1/24/21
2, vs. Washington, 1/15/00

MOST PENALTY YARDS, GAME

105, vs. Philadelphia, 12/29/79
105, at Dallas, 1/2/82

FEWEST PENALTY YARDS, GAME

8, at Green Bay, 1/24/21

CAREER PLAYOFF LEADERS

RUSHING YARDS

	PLAYER	G	NO.	YDS.	AVG.	LG	TD
1.	Leonard Fournette	6	82	362	4.4	27t	5
2.	Mike Alstott	10	112	341	3.0	31t	7
3.	Warrick Dunn	6	75	219	2.9	13	0
4.	Ricky Bell	2	58	201	3.4	26	2
5.	Michael Pittman	5	55	187	3.4	24	0

RECEPTIONS

	PLAYER	G	NO.	YDS.	AVG.	LG	TD
1.	Mike Evans	9	45	709	15.8	55t	5
2.	Chris Godwin	7	34	402	11.8	52	2
3.	Leonard Fournette	6	28	210	7.5	22	1
4.	Warrick Dunn	6	26	168	6.5	22	0
5.	Keyshawn Johnson	5	23	375	16.3	46	1

PASSER RATING

	PLAYER	G	ATT.	COMP.	YDS.	PCT.	TD	INT	RATING
1.	Baker Mayfield	2	77	48	686	62.3	6	2	106.3
2.	Tom Brady	7	295	175	2,012	59.3	15	5	89.8
3.	Brad Johnson	4	134	75	872	56.0	5	7	66.5
4.	Jeff Garcia	1	39	23	207	59.0	1	2	60.5
5.	Chris Simms	1	38	25	198	65.8	0	2	56.7

SCORING

	PLAYER	G	TD	FG	PAT	TP
1.	Ryan Succop	6	0	12-13	19-20	55
2.	Martin Gramática	7	0	11-12	15-15	48
3.	Mike Alstott	10	7	0-0	0-0	42
4.	Leonard Fournette	5	6	0-0	0-0	36
5.	Mike Evans	9	5	0-0	0-0	32

PUNTING (AVG.)

	PLAYER	G	NO.	YDS.	AVG.	LG
1.	Jake Camarda	3	12	576	48.0	66
2.	Bradley Pinion	6	24	1,093	45.5	61
3.	Sean Landeta	2	9	371	41.22	50
4.	Mark Royals	4	26	1,071	41.19	56
5.	Larry Swider	2	11	453	41.18	52

KICKOFF RETURNS (AVG.)

	PLAYER	G	NO.	YDS.	AVG.	LG	TD
1.	John Holt	2	2	55	27.5	33	0
2.	James Owens	2	8	202	25.3	35	0
3.	Michael Pittman	5	4	96	24.0	27	0

PUNT RETURNS (AVG.)

	PLAYER	G	NO.	YDS.	AVG.	LG	TD
1.	Deven Thompson	3	6	58	9.7	27	0
2.	Danny Reece	2	5	47	9.4	13	0
3.	Mark Jones	1	4	37	9.3	24	0

INTERCEPTIONS

	PLAYER	G	NO.	YDS.	AVG.	LG	TD
1t.	Donnie Abraham	3	3	0	0.0	0	0
1t.	Dexter Jackson	5	3	43	14.3	25	0
1t.	Sean Murphy-Bunting	4	3	36	12.0	36	0
1t.	Dwight Smith	4	3	100	33.3	50t	2
5t.	Rondé Barber	10	2	117	58.5	92t	1
5t.	Derrick Brooks	11	2	44	22.0	44t	1
5t.	Mike Edwards	6	2	1	0.5	1	0
5t.	Brian Kelly	9	2	18	9.0	15	0
5t.	Devin White	3	2	28	14.0	28	0

TOP BUCCANEERS PERFORMANCES

100-YARD RUSHING GAMES (132)

PLAYER	ATT.	YARDS	OPPONENT	DATE
Jimmy DuBose	24	109	at N.Y. Giants	10/15/78
Ricky Bell	21	104	at L.A. Rams	11/5/78
Jerry Eckwood	20	121	vs. Detroit	9/1/79
Jerry Eckwood (2)	23	120	at Chicago	9/30/79
Ricky Bell (2)	10	101	vs. New Orleans	10/14/79
Ricky Bell (3)	28	167	vs. Green Bay	10/21/79
Ricky Bell (4)	22	152	vs. N.Y. Giants	11/18/79
Ricky Bell (5)	28	101	vs. Minnesota	11/25/79
Ricky Bell (6)	39	137	vs. Kansas City	12/16/79
Ricky Bell (7) *	38	142	vs. Philadelphia	12/29/79
Ricky Bell (8)	26	130	vs. N.Y. Giants	11/2/80
Jerry Eckwood (3)	23	114	at Chicago	9/20/81
Jerry Eckwood (4)	21	110	vs. Chicago	11/1/81
James Owens	16	112	vs. Green Bay	11/22/81
James Wilder	42	126	at Pittsburgh	10/30/83
James Wilder (2)	31	219	at Minnesota	11/6/83
James Wilder (3)	24	112	at N.Y. Giants	9/23/84
James Wilder (4)	43	172	vs. Green Bay	9/30/84
James Wilder (5)	30	146	at Minnesota	11/4/84
James Wilder (6)	28	125	vs. Atlanta	12/9/84
James Wilder (7)	31	103	vs. N.Y. Jets	12/16/84
James Wilder (8)	27	166	at Chicago	9/8/85
James Wilder (9)	22	113	vs. Minnesota	9/15/85
James Wilder (10)	26	114	at New Orleans	9/22/85
James Wilder (11)	27	104	at Detroit	9/29/85
James Wilder (12)	29	120	vs. St. Louis	11/10/85
Nathan Wonsley	18	138	at Detroit	9/21/86
Nathan Wonsley (2)	18	108	at L.A. Rams	10/5/86
James Wilder (13)	25	110	at Kansas City	10/26/86
James Wilder (14)	24	130	vs. Detroit	11/23/86
Lars Tate	18	106	at Detroit	11/13/88
William Howard	23	101	at New England	12/11/88
Lars Tate (2)	18	112	vs. Chicago	10/8/89
Gary Anderson	22	108	at Minnesota	9/30/90
Vinny Testaverde	7	105	vs. Minnesota	12/16/90
Reggie Cobb	21	139	vs. Detroit	11/10/91
Reggie Cobb (2)	22	110	vs. N.Y. Giants	11/24/91
Reggie Cobb (3)	26	107	at Detroit	9/27/92
Reggie Cobb (4)	24	109	at Chicago	10/18/92
Reggie Cobb (5)	28	114	vs. Chicago	11/15/92
Reggie Cobb (6)	26	100	vs. L.A. Rams	12/6/92
Reggie Cobb (7)	25	113	vs. Detroit	10/3/93
Errict Rhett	25	112	at Detroit	11/13/94
Errict Rhett (2)	24	111	at Seattle	11/20/94
Errict Rhett (3)	40	192	vs. Washington	12/4/94
Errict Rhett (4)	31	119	vs. L.A. Rams	12/11/94
Errict Rhett (5)	27	104	vs. Washington	9/24/95
Errict Rhett (6)	25	144	at Detroit	11/12/95
Errict Rhett (7)	24	100	vs. Jacksonville	11/19/95
Errict Rhett (8)	22	118	vs. Green Bay	12/10/95
Reggie Brooks	15	114	at Denver	9/15/96
Warrick Dunn	24	130	at Detroit	9/7/97
Warrick Dunn (2)	16	101	at Minnesota	9/14/97
Warrick Dunn (3)	16	125	at Green Bay	10/5/97
Warrick Dunn (4)	24	120	at N.Y. Giants	11/30/97
Warrick Dunn (5)	16	119	vs. Chicago	12/21/97
Mike Alstott	20	103	vs. Chicago	9/20/98
Mike Alstott (2)	19	128	vs. Minnesota	11/1/98
Warrick Dunn (6)	18	115	vs. Minnesota	11/1/98
Warrick Dunn (7)	16	107	at Jacksonville	11/15/98
Mike Alstott (3)	25	131	vs. Denver	9/26/99
Mike Alstott (4)	25	117	at New Orleans	11/7/99
Warrick Dunn (8)	20	106	vs. Buffalo	11/26/00
Warrick Dunn (9)	22	210	vs. Dallas	12/3/00
Warrick Dunn (10)	22	145	vs. St. Louis	12/18/00
Mike Alstott (5)	28	129	vs. Minnesota	10/28/01
Mike Alstott (6)	24	101	vs. New Orleans	12/23/01
Mike Alstott (7)	17	126	vs. Cleveland	10/13/02
Michael Pittman **	29	124	vs. Oakland	1/26/03
Michael Pittman (2)	16	106	vs. Indianapolis	10/6/03
Michael Pittman (3)	30	113	vs. Dallas	10/26/03
Thomas Jones	9	134	vs. Green Bay	11/16/03
Thomas Jones (2)	34	134	vs. Houston	12/14/03
Michael Pittman (4)	23	109	vs. Chicago	10/24/04

Michael Pittman (5)	15	128	vs. Kansas City	11/7/04
Michael Pittman (6)	21	106	vs. San Francisco	11/21/04
Michael Pittman (7)	24	131	vs. New Orleans	12/19/04
Carnell Williams	27	148	at Minnesota	9/11/05
Carnell Williams (2)	24	128	vs. Buffalo	9/18/05
Carnell Williams (3)	37	158	at Green Bay	9/25/05
Michael Pittman (8)	15	127	vs. Miami	10/16/05
Carnell Williams (4)	19	116	at Atlanta	11/20/05
Carnell Williams (5)	29	112	at Carolina	12/11/05
Carnell Williams (6)	31	150	vs. Atlanta	12/24/05
Carnell Williams (7)	20	111	at New Orleans	10/8/06
Carnell Williams (8)	27	122	vs. Washington	11/19/06
Earnest Graham	34	124	vs. Arizona	11/4/07
Earnest Graham (2)	17	102	at Atlanta	11/18/07
Earnest Graham (3)	22	106	at New Orleans	12/2/07
Earnest Graham (4)	15	116	vs. Atlanta	9/14/08
Earnest Graham (5)	20	111	vs. Green Bay	9/28/08
Warrick Dunn (11)	22	115	vs. Carolina	10/12/08
Carnell Williams (9)	24	129	at New Orleans	12/27/09
LeGarrette Blount	22	120	at Arizona	10/31/10
LeGarrette Blount (2)	20	103	vs. Atlanta	12/5/10
LeGarrette Blount (3)	13	110	vs. Detroit	12/19/10
LeGarrette Blount (4)	18	164	vs. Seattle	12/26/10
LeGarrette Blount (5)	25	127	vs. Indianapolis	10/3/11
Earnest Graham (6)	17	109	vs. New Orleans	10/16/11
LeGarrette Blount (6)	18	107	at Green Bay	11/20/11
LeGarrette Blount (7)	20	103	at Tennessee	11/27/11
Doug Martin	29	135	at Minnesota	10/25/12
Doug Martin (2)	25	251	at Oakland	11/4/12
Doug Martin (3)	24	138	at Carolina	11/18/12
Doug Martin (4)	28	128	vs. Philadelphia	12/9/12
Doug Martin (5)	28	142	at Atlanta	12/30/12
Doug Martin (6)	29	144	vs. New Orleans	9/15/13
Mike James	28	158	at Seattle	11/3/13
Bobby Rainey	30	163	vs. Atlanta	11/17/13
Bobby Rainey (2)	22	127	vs. Buffalo	12/8/13
Bobby Rainey (3)	22	144	vs. St. Louis	9/14/14
Doug Martin (7)	19	108	vs. New Orleans	12/28/14
Doug Martin (8)	20	106	vs. Carolina	10/4/15
Doug Martin (9)	24	123	vs. Jacksonville	10/11/15
Doug Martin (10)	19	136	at Washington	10/25/15
Doug Martin (11)	27	235	at Philadelphia	11/22/15
Jacquizz Rodgers	30	101	at Carolina	10/10/16
Jacquizz Rodgers (2)	26	154	at San Francisco	10/23/16
Peyton Barber	23	102	at Green Bay	12/3/17
Peyton Barber (2)	18	106	at N.Y. Giants	11/18/18
Ronald Jones II	11	106	vs. Atlanta	12/29/19
Leonard Fournette	12	103	vs. Carolina	9/20/20
Ronald Jones II (2)	20	111	vs. L.A. Chargers	10/4/20
Ronald Jones II (3)	17	106	at Chicago	10/8/20
Ronald Jones II (4)	23	113	vs. Green Bay	10/18/20
Ronald Jones II (5)	23	192	at Carolina	11/15/20
Leonard Fournette (2)	17	100	at Indianapolis	11/28/21
Leonard Fournette (3)	19	113	vs. Buffalo	12/12/21
Leonard Fournette (4)	21	127	at Dallas	9/11/22
Rachaad White	22	105	vs. Seattle	11/13/22
Rachaad White (2)	15	100	at Indianapolis	11/26/23
Rachaad White (3)	25	102	at Atlanta	12/10/23

* Playoff game

** Super Bowl XXXVII

100-YARD RUSHERS SUMMARY (*Includes one playoff game and **Super Bowl XXXVII)

James Wilder (14), Warrick Dunn (11), Doug Martin (11), Carnell Williams (9), Ricky Bell (8*), Michael Pittman (8*), Errict Rhett (8), Mike Altstott (7), LeGarrette Blount (7), Reggie Cobb (7), Earnest Graham (6), Ronald Jones II (5), Jerry Eckwood (4), Leonard Fournette (3), Bobby Rainey (3), **Rachaad White (3)**, Peyton Barber (2), Thomas Jones (2), Jacquizz Rodgers (2), Lars Tate (2), Nathan Wonsley (2), Gary Anderson (1), Reggie Brooks (1), Jimmy DuBose (1), William Howard (1), Mike James (1), James Owens (1), Vinny Testaverde (1)

100-YARD RECEIVING GAMES (232)

PLAYER	REC.	YARDS	OPPONENT	DATE
Morris Owens	9	166	at Seattle	10/16/77
Morris Owens (2)	5	113	vs. N.Y. Giants	11/13/77
Morris Owens (3)	4	138	vs. St. Louis	12/18/77
Morris Owens (4)	5	132	vs. Minnesota	10/1/78
Isaac Hagins	5	139	at Minnesota	10/28/79
Jimmie Giles	4	105	at Dallas	9/21/80
Jerry Eckwood	10	101	vs. Cleveland	9/28/80
Gordon Jones	7	106	vs. Cleveland	9/28/80
Jimmie Giles (2)	6	128	vs. Pittsburgh	11/9/80

Gordon Jones (2)	7	121	at Minnesota	11/16/80
Kevin House	3	138	vs. Chicago	12/20/80
Jimmie Giles (3)	5	109	at Chicago	9/20/81
Kevin House (2)	4	178	at Oakland	10/18/81
Kevin House (3)	6	107	at New Orleans	11/29/81
Kevin House (4)	5	126	vs. Atlanta	12/6/81
Jimmie Giles (4)	5	100	at Minnesota	9/12/82
Kevin House (5)	4	105	vs. Washington	9/19/82
James Wilder	11	116	at N.Y. Jets	12/12/82
James Wilder (2)	11	126	vs. Cincinnati	9/25/83
Kevin House (6)	5	110	at Cleveland	11/13/83
Kevin House (7)	6	156	at San Francisco	12/4/83
Kevin House (8)	8	136	at Detroit	12/18/83
Kevin House (9)	7	126	vs. Minnesota	10/7/84
Gerald Carter	10	109	vs. Chicago	10/21/84
Kevin House (10)	10	100	at Kansas City	10/28/84
Gerald Carter (2)	9	166	at San Francisco	11/18/84
Kevin House (11)	6	105	at Green Bay	12/2/84
Jimmie Giles (5)	7	112	vs. Chicago	10/6/85
Kevin House (12)	6	100	vs. Chicago	10/6/85
Jimmie Giles (6)	7	116	at Miami	10/20/85
Kevin House (13)	4	111	at Miami	10/20/85
Jimmie Giles (7)	6	134	vs. St. Louis	11/10/85
Kevin House (14)	4	131	vs. Indianapolis	12/15/85
Gerald Carter (3)	7	143	at Green Bay	11/16/86
Calvin Magee	8	143	at Chicago	12/7/86
Steve Holloway #	8	107	vs. Minnesota	10/18/87
Mark Carrier	8	212	at New Orleans	12/6/87
Gerald Carter (4)	5	116	vs. St. Louis	12/20/87
Bruce Hill	8	157	vs. Philadelphia	9/4/88
Ron Hall	7	121	at Indianapolis	10/16/88
Bruce Hill (2)	7	162	at Indianapolis	10/16/88
Mark Carrier (2)	9	142	vs. Miami	10/30/88
Mark Carrier (3)	5	120	vs. New Orleans	9/24/89
Mark Carrier (4)	6	105	vs. Chicago	10/8/89
Bruce Hill (3)	6	107	vs. Chicago	10/8/89
Mark Carrier (5)	8	106	at Washington	10/22/89
Mark Carrier (6)	7	100	at Cincinnati	10/29/89
Bruce Hill (4)	7	125	at Cincinnati	10/29/89
James Wilder (3)	8	107	vs. Cleveland	11/5/89
Mark Carrier (7)	6	164	at Chicago	11/19/89
Mark Carrier (8)	7	104	vs. Green Bay	12/3/89
Mark Carrier (9)	10	135	at Houston	12/10/89
Mark Carrier (10)	4	131	at Detroit	12/17/89
Mark Carrier (11)	6	101	vs. Pittsburgh	12/24/89
Bruce Hill (5)	5	104	at Minnesota	9/30/90
Mark Carrier (12)	6	113	vs. Dallas	10/21/90
Willie Drewrey	2	119	vs. Atlanta	12/2/90
Mark Carrier (13)	6	104	at Atlanta	11/17/91
Lawrence Dawsey	8	100	at Miami	12/1/91
Mark Carrier (14)	6	110	vs. Minnesota	12/8/91
Mark Carrier (15)	7	115	vs. Green Bay	9/13/92
Lawrence Dawsey (2)	5	107	vs. Green Bay	9/13/92
Courtney Hawkins	5	102	at Chicago	10/18/92
Lawrence Dawsey (3)	9	101	at Chicago	9/26/93
Horace Copeland	2	104	at Atlanta	10/31/93
Courtney Hawkins (2)	8	112	vs. Washington	12/5/93
Courtney Hawkins (3)	8	105	at Denver	12/26/93
Horace Copeland (2)	7	101	vs. San Diego	1/2/94
Charles Wilson	4	176	vs. L.A. Rams	12/11/94
Lawrence Dawsey (4)	7	116	at Washington	12/18/94
Horace Copeland (3)	5	155	at Philadelphia	9/3/95
Jackie Harris	5	108	at Carolina	10/1/95
Alvin Harper	6	117	vs. Cincinnati	10/8/95
Jackie Harris (2)	10	122	at Green Bay	11/26/95
Horace Copeland (4)	8	122	vs. Green Bay	12/10/95
Courtney Hawkins (4)	8	111	at Detroit	9/8/96
Warrick Dunn	6	106	vs. Miami	9/21/97
Horace Copeland (5)	6	105	vs. Detroit	10/12/97
Bert Emanuel	5	106	vs. Tennessee	11/8/98
Reidel Anthony	2	126	at Jacksonville	11/15/98
Jacquez Green	7	164	vs. Kansas City	11/14/99
Warrick Dunn (2)	6	115	vs. Detroit	12/12/99
Jacquez Green (2)	10	113	at Chicago	1/2/00
Jacquez Green (3)	5	104	vs. Chicago	9/10/00
Jacquez Green (4)	11	131	at Minnesota	10/9/00
Keyshawn Johnson (1)	6	121	vs. Minnesota	10/29/00
Keyshawn Johnson (2)	7	116	vs. St. Louis	12/18/00
Keyshawn Johnson (3)*	6	106	at Philadelphia	12/31/00

Keyshawn Johnson (4)	8	140	at Tennessee	10/14/01
Keyshawn Johnson (5)	10	159	vs. Pittsburgh	10/21/01
Warrick Dunn (3)	12	138	vs. Chicago	11/18/01
Keyshawn Johnson (6)	10	101	vs. Detroit	12/9/01
Keyshawn Johnson (7)	7	119	at Chicago	12/16/01
Keenan McCardell	4	108	at Cincinnati	9/29/02
Keyshawn Johnson (8)	6	131	at Atlanta	10/6/02
Keyshawn Johnson (9)	9	133	vs. Minnesota	11/3/02
Keenan McCardell (2)	11	107	at New Orleans	12/1/02
Joe Jurevicius	8	100	vs. Atlanta	12/8/02
Keyshawn Johnson (10)	8	132	vs. Pittsburgh	12/23/02
Keyshawn Johnson (11)	9	102	vs. Carolina	9/14/03
Keenan McCardell (3)	4	106	vs. Indianapolis	10/6/03
Keenan McCardell (4)	3	119	at San Francisco	10/19/03
Keyshawn Johnson (12)	10	124	vs. New Orleans	11/2/03
Keenan McCardell (5)	9	118	at Carolina	11/9/03
Keenan McCardell (6)	6	122	vs. Atlanta	12/20/03
Bill Schroeder	4	126	at Oakland	9/26/04
Michael Clayton	8	142	at St. Louis	10/18/04
Michael Pittman	8	134	at Carolina	11/28/04
Michael Clayton (2)	9	145	at San Diego	12/12/04
Joey Galloway	7	166	vs. Detroit	10/2/05
Joey Galloway (2)	8	149	at San Francisco	10/30/05
Joey Galloway (3)	7	131	vs. Washington	11/13/05
Joey Galloway (4)	7	138	vs. Chicago	11/27/05
Joey Galloway (5)	9	161	at Atlanta	9/17/06
Joey Galloway (6)	4	110	at New Orleans	10/8/06
Joey Galloway (7)	3	107	at Chicago	12/17/06
Joey Galloway (8)	8	118	vs. Seattle	12/31/06
Joey Galloway (9)	4	135	vs. New Orleans	9/16/07
Ike Hilliard	7	114	at Carolina	9/30/07
Joey Galloway (10)	6	115	vs. Jacksonville	10/28/07
Joey Galloway (11)	7	159	at New Orleans	12/2/07
Antonio Bryant	10	138	at Chicago	9/21/08
Antonio Bryant (2)	6	115	vs. Seattle	10/19/08
Antonio Bryant (3)	8	115	at Kansas City	11/2/08
Antonio Bryant (4)	9	200	at Carolina	12/8/08
Antonio Bryant (5)	8	108	at Atlanta	12/14/08
Antonio Bryant (6)	6	127	vs. San Diego	12/21/08
Kellen Winslow	9	102	at Philadelphia	10/11/09
Kellen Winslow (2)	7	102	at Miami	11/15/09
Antonio Bryant (7)	5	116	at Carolina	12/6/09
Mike Williams	4	105	at Arizona	10/31/10
Arrelious Benn	4	122	at Washington	12/12/10
Kellen Winslow (3)	9	132	at Green Bay	11/20/11
Vincent Jackson	5	128	at N.Y. Giants	9/16/12
Vincent Jackson (2)	6	100	vs. Washington	9/30/12
Mike Williams (2)	4	115	vs. Washington	9/30/12
Mike Williams (3)	4	113	vs. Kansas City	10/14/12
Vincent Jackson (3)	7	216	vs. New Orleans	10/21/12
Vincent Jackson (4)	6	131	vs. Philadelphia	12/9/12
Vincent Jackson (5)	7	108	vs. St. Louis	12/23/12
Mike Williams (4)	7	132	vs. St. Louis	12/23/12
Vincent Jackson (6)	7	154	at N.Y. Jets	9/8/13
Vincent Jackson (7)	9	114	vs. Philadelphia	10/13/13
Vincent Jackson (8)	10	138	at Atlanta	10/20/13
Vincent Jackson (9)	10	165	vs. Atlanta	11/17/13
Tiquan Underwood	3	108	at Detroit	11/24/13
Vincent Jackson (10)	8	144	at New Orleans	10/5/14
Mike Evans	7	124	at Cleveland	11/2/14
Mike Evans (2)	7	125	vs. Atlanta	11/9/14
Mike Evans (3)	7	209	at Washington	11/16/14
Vincent Jackson (11)	5	117	at Chicago	11/23/14
Louis Murphy	6	113	at Chicago	11/23/14
Vincent Jackson (12)	10	159	at Detroit	12/7/14
Austin Seferian-Jenkins	5	110	vs. Tennessee	9/13/15
Mike Evans (4)	7	101	at Houston	9/27/15
Vincent Jackson (13)	10	147	vs. Carolina	10/4/15
Mike Evans (5)	8	164	at Washington	10/25/15
Mike Evans (6)	8	150	vs. N.Y. Giants	11/8/15
Mike Evans (7)	8	126	vs. Dallas	11/15/15
Mike Evans (8)	9	157	at St. Louis	12/17/15
Mike Evans (9)	10	132	vs. Los Angeles	9/25/16
Adam Humphries	9	100	vs. Los Angeles	9/25/16
Mike Evans (10)	11	150	vs. Atlanta	11/3/16
Mike Evans (11)	6	105	at Kansas City	11/20/16
Mike Evans (12)	8	104	vs. Seattle	11/27/16
DeSean Jackson	5	106	vs. New England	10/5/17
Mike Evans (13)	6	107	at Carolina	12/24/17

Chris Godwin	7	111	vs. New Orleans	12/31/17
Adam Humphries	7	102	vs. New Orleans	12/31/17
DeSean Jackson (2)	5	146	at New Orleans	9/9/18
Mike Evans (14)	7	147	at New Orleans	9/9/18
DeSean Jackson (3)	4	129	vs. Philadelphia	9/16/18
Mike Evans (15)	6	137	vs. Pittsburgh	9/24/18
DeSean Jackson (4)	5	112	at Chicago	9/30/18
Mike Evans (16)	7	107	vs. Cleveland	10/21/18
Mike Evans (17)	6	179	at Cincinnati	10/28/18
Jacquizz Rodgers	8	102	vs. Washington	11/11/18
Chris Godwin (2)	7	103	vs. Washington	11/11/18
Mike Evans (18)	6	120	at N.Y. Giants	11/18/18
Mike Evans (19)	6	116	vs. San Francisco	11/25/18
Chris Godwin (3)	5	101	vs. Carolina	12/2/18
Mike Evans (20)	4	121	at Baltimore	12/16/18
Mike Evans (21)	6	106	vs. Atlanta	12/30/18
Chris Godwin (4)	6	114	vs. Atlanta	12/30/18
Chris Godwin (5)	8	121	at Carolina	9/12/19
Mike Evans (22)	8	190	vs. New York Giants	9/22/19
Chris Godwin (6)	12	172	at Los Angeles Rams	9/29/19
Chris Godwin (7)	7	125	at New Orleans	10/6/19
Chris Godwin (8)	10	151	vs. Carolina	10/13/19
Mike Evans (23)	11	198	at Tennessee	10/27/19
Mike Evans (24)	12	180	at Seattle	11/3/19
Chris Godwin (9)	7	184	at Atlanta	11/24/19
Chris Godwin (10)	5	121	at Detroit	12/15/19
Breshad Perriman (1)	5	113	at Detroit	12/15/19
Breshad Perriman (2)	7	102	vs. Houston	12/21/19
Breshad Perriman (3)	5	134	vs. Atlanta	12/29/19
Mike Evans (25)	7	104	vs. Carolina	9/20/20
Mike Evans (26)	7	122	vs. LA Chargers	10/4/20
Scotty Miller	6	109	at Las Vegas	10/25/20
Rob Gronkowski	6	106	vs. Kansas City	11/29/20
Mike Evans (27)	6	110	at Atlanta	12/20/20
Mike Evans (28)	10	181	at Detroit	12/26/20
Antonio Brown	11	138	vs. Atlanta	1/3/21
Chris Godwin (11)	5	133	vs. Atlanta	1/3/21
Mike Evans (29)*	6	119	at Washington	1/9/21
Chris Godwin (12)*	5	110	at Green Bay	1/24/21
Chris Godwin (13)	9	105	vs. Dallas	9/9/21
Antonio Brown (2)	5	121	vs. Dallas	9/9/21
Mike Evans (30)	8	106	at LA Rams	9/26/21
Mike Evans (31)	6	113	vs. Miami	10/10/21
Antonio Brown (3)	7	124	vs. Miami	10/10/21
Chris Godwin (14)	8	111	vs. Chicago	10/24/21
Chris Godwin (15)	8	140	at New Orleans	10/31/21
Rob Gronkowski (2)	7	123	at Indianapolis	11/28/21
Chris Godwin (16)	15	143	at Atlanta	12/5/21
Chris Godwin (17)	10	105	vs. Buffalo	12/12/21
Antonio Brown (4)	10	101	at Carolina	12/26/21
Rob Gronkowski (3)	7	115	at NY Jets	1/2/22
Rob Gronkowski (4)	7	137	vs. Carolina	1/9/22
Mike Evans (32)*	9	117	vs. Philadelphia	1/16/22
Mike Evans (33)*	8	119	vs. LA Rams	1/23/22
Mike Evans (34)	8	103	vs. Kansas City	10/02/22
Mike Evans (35)	6	123	vs. Baltimore	10/27/22
Chris Godwin (18)	12	110	at Cleveland	11/27/22
Chris Godwin (19)	9	120	vs. Carolina	1/1/23
Mike Evans (36)	10	207	vs. Carolina	1/1/23
Mike Evans (37)	6	171	vs. Chicago	9/17/23
Chris Godwin (20)	8	114	at New Orleans	10/1/23
Mike Evans (38)	6	143	vs. Tennessee	11/12/23
Mike Evans (39)	7	162	vs. Carolina	12/3/23
Chris Godwin (21)	10	155	at Green Bay	12/17/23
Mike Evans (40)*	8	147	at Detroit	1/21/24

Replacement game

* Playoff game

100-YARD RECEIVERS SUMMARY (*Includes one playoff game per asterisk)

Mike Evans (40***), Chris Godwin (21*)**, Mark Carrier (15), Kevin House (14), Vincent Jackson (13), Keyshawn Johnson (12*), Joey Galloway (11), Antonio Bryant (7), Jimmie Giles (7), Keenan McCardell (6), Horace Copeland (5), Bruce Hill (5), Antonio Brown (4), Gerald Carter (4), Lawrence Dawsey (4), Jacquez Green (4), Rob Gronkowski (4), Courtney Hawkins (4), DeSean Jackson (4), Morris Owens (4), Mike Williams (4), Warrick Dunn (3), Breshad Perriman (3), James Wilder (3), Kellen Winslow (3), Michael Clayton (2), Jackie Harris (2), Adam Humphries (2), Gordon Jones (2), Reidel Anthony (1), Arrellious Benn (1), Willie Drewrey (1), Jerry Eckwood (1), Bert Emanuel (1), Isaac Hagins (1), Ron Hall (1), Alvin Harper (1), Ike Hilliard (1), Steve Holloway (1), Joe Jurevicius (1), Calvin Magee (1), Scotty Miller (1), Louis Murphy (1), Michael Pittman (1), Jacquizz Rodgers (1), Bill Schroeder (1), Austin Seferian-Jenkins (1), Tiquan Underwood (1), Charles Wilson (1).

300-YARD PASSING GAMES (125)

PLAYER	ATT.	COMP.	YARDS	TD	OPPONENT	DATE
Doug Williams	35	16	311	1	vs. Minnesota	10/1/78
Doug Williams (2)	56	30	343	3	vs. Cleveland	9/28/80
Doug Williams (3)	45	21	302	3	vs. Pittsburgh	11/9/80
Doug Williams (4)	55	30	486	4	at Minnesota	11/16/80
Doug Williams (5)	29	16	350	1	vs. Chicago	12/20/80
Doug Williams (6)	40	17	324	1	at Chicago	9/20/81
Doug Williams (7)	30	16	335	2	at Oakland	10/18/81
Doug Williams (8)	29	19	336	2	vs. Atlanta	12/6/81
Doug Williams (9)	35	22	321	1	vs. San Diego	12/13/81
Doug Williams (10)	49	25	367	2	vs. Chicago	1/2/83
Jack Thompson	40	30	316	1	vs. Cincinnati	9/25/83
Jack Thompson (2)	46	25	337	3	at San Francisco	12/4/83
Jack Thompson (3)	42	28	373	3	at Detroit	12/18/83
Steve DeBerg	41	26	316	2	at San Francisco	11/18/84
Steve DeBerg (2)	44	27	322	2	vs. L.A. Rams	11/25/84
Steve DeBerg (3)	43	23	346	2	vs. Chicago	10/6/85
Steve DeBerg (4)	32	19	365	4	at Miami	10/20/85
Steve DeBerg (5)	34	24	333	5	vs. Atlanta	9/13/87
Steve DeBerg (6)	37	23	303	3	at St. Louis	11/8/87
Vinny Testaverde	47	22	369	2	at New Orleans	12/6/87
Vinny Testaverde (2)	45	21	324	2	vs. Philadelphia	9/4/88
Vinny Testaverde (3)	37	20	300	1	vs. Green Bay	10/2/88
Vinny Testaverde (4)	42	25	469	2	at Indianapolis	10/16/88
Vinny Testaverde (5)	52	22	305	1	at Chicago	11/6/88
Vinny Testaverde (6)	38	19	311	3	at Washington	10/22/89
Vinny Testaverde (7)	39	23	336	3	at Cincinnati	10/29/89
Vinny Testaverde (8)	50	27	370	2	vs. Cleveland	11/5/89
Vinny Testaverde (9)	48	31	328	2	at Houston	12/10/89
Vinny Testaverde (10)	33	17	351	2	vs. Atlanta	12/2/90
Vinny Testaverde (11)	41	23	330	2	vs. Minnesota	12/8/91
Vinny Testaverde (12)	25	22	363	2	vs. Green Bay	9/13/92
Craig Erickson	28	18	318	4	at Atlanta	10/31/93
Craig Erickson (2)	24	19	313	3	vs. Indianapolis	9/11/94
Trent Dilfer	48	27	312	0	at Green Bay	11/26/95
Trent Dilfer (2)	40	30	327	0	at San Diego	11/17/96
Trent Dilfer (3)	39	25	301	2	at Minnesota	10/3/99
Brad Johnson	56	40	399	0	vs. Chicago	11/18/01
Brad Johnson (2)	54	31	305	1	vs. Detroit	12/9/01
Brad Johnson (3)	31	24	313	5	vs. Minnesota	11/3/02
Brad Johnson (4)	61	34	339	1	vs. Carolina	9/14/03
Brad Johnson (5)	39	26	318	3	vs. Indianapolis	10/6/03
Brad Johnson (6)	46	27	321	2	vs. New Orleans	11/2/03
Brad Johnson (7)	48	34	346	4	vs. Atlanta	12/20/03
Brad Johnson (8)	36	22	309	2	at Oakland	9/26/04
Brian Griese	39	27	347	2	at Carolina	11/28/04
Brian Griese (2)	50	36	392	3	at San Diego	12/12/04
Brian Griese (3)	41	30	321	3	vs. Carolina	12/26/04
Brian Griese (4)	39	22	302	2	vs. Detroit	10/2/05
Chris Simms	53	28	313	0	at Atlanta	9/17/06
Jeff Garcia	45	37	316	2	at Detroit	10/21/07
Luke McCown	37	29	313	2	at New Orleans	12/2/07
Brian Griese (5)	67	38	407	2	at Chicago	9/21/08
Jeff Garcia (2)	36	27	310	1	vs. Seattle	10/19/08
Jeff Garcia (3)	43	31	339	1	at Kansas City	11/2/08
Jeff Garcia (4)	38	24	321	2	at Carolina	12/8/08
Josh Freeman	44	23	321	0	at Carolina	12/6/09
Josh Freeman (2)	41	23	303	2	vs. New Orleans	10/16/11
Josh Freeman (3)	38	28	342	2	at Green Bay	11/20/11
Josh Freeman (4)	26	15	328	3	vs. Kansas City	10/14/12
Josh Freeman (5)	42	24	420	3	vs. New Orleans	10/21/12
Josh Freeman (6)	54	30	372	1	vs. St. Louis	12/23/12
Mike Glennon	42	21	302	2	at Pittsburgh	9/28/14
Mike Glennon (2)	44	24	314	2	vs. Baltimore	10/12/14
Josh McCown	43	27	301	2	vs. Atlanta	11/9/14
Josh McCown (2)	48	25	341	1	at Chicago	11/23/14
Jameis Winston	50	29	363	2	at St. Louis	12/17/15
Jameis Winston (2)	47	29	325	0	at Carolina	1/3/16
Jameis Winston (3)	58	36	405	3	vs. Los Angeles	9/25/16
Jameis Winston (4)	33	23	312	2	vs. Chicago	11/13/16
Jameis Winston (5)	39	24	331	1	at Kansas City	11/20/16
Jameis Winston (6)	40	28	328	2	at Minnesota	9/24/17
Jameis Winston (7)	38	22	332	3	vs. N.Y. Giants	10/1/17
Jameis Winston (8)	46	26	334	1	vs. New England	10/5/17
Jameis Winston (9)	44	32	384	3	at Buffalo	10/22/17
Jameis Winston (10)	27	21	367	1	at Carolina	12/24/17
Jameis Winston (11)	51	28	363	1	vs. New Orleans	12/31/17
Ryan Fitzpatrick (1)	28	21	417	4	at New Orleans	9/9/18

FRONT OFFICE	PLAYERS	2023 REVIEW	HISTORY	RECORDS	SIDELINES	
Ryan Fitzpatrick (2)	33	27	402	4	vs. Philadelphia	9/16/18
Ryan Fitzpatrick (3)	30	50	411	3	vs. Pittsburgh	9/24/18
Jameis Winston (12)	41	30	385	4	at Atlanta	10/14/18
Jameis Winston (13)	52	32	365	0	vs. Cleveland	10/21/18
Ryan Fitzpatrick (4)	41	29	406	0	vs. Washington	11/11/18
Jameis Winston (14)	38	29	312	2	vs. San Francisco	11/25/18
Jameis Winston (15)	48	34	336	1	at Dallas	12/23/18
Jameis Winston (16)	35	22	345	4	vs. Atlanta	12/30/18
Jameis Winston (17)	37	23	380	3	vs. New York Giants	9/22/19
Jameis Winston (18)	41	28	385	4	at Los Angeles Rams	9/29/19
Jameis Winston (19)	54	30	400	1	vs. Carolina	10/13/19
Jameis Winston (20)	43	21	301	2	at Tennessee	10/27/19
Jameis Winston (21)	44	29	335	2	at Seattle	11/3/19
Jameis Winston (22)	48	30	358	1	vs. Arizona	11/10/19
Jameis Winston (23)	51	30	313	2	vs. New Orleans	11/17/19
Jameis Winston (24)	28	18	313	3	at Atlanta	11/24/19
Jameis Winston (25)	45	33	456	4	vs. Indianapolis	12/8/19
Jameis Winston (26)	42	28	458	4	at Detroit	12/15/19
Jameis Winston (27)	48	25	335	1	vs. Houston	12/21/19
Tom Brady	46	30	369	5	vs. LA Chargers	10/4/20
Tom Brady (2)	45	33	369	4	at Las Vegas	10/25/20
Tom Brady (3)	39	28	341	3	at Carolina	11/15/20
Tom Brady (4)	41	27	345	3	vs. Kansas City	11/29/20
Tom Brady (5)	45	31	390	2	at Atlanta	12/20/20
Tom Brady (6)	27	22	348	4	at Detroit	12/26/20
Tom Brady (7)	41	26	399	4	vs. Atlanta	1/3/21
Tom Brady (8)*	40	22	381	2	at Washington	1/9/21
Tom Brady (9)	50	32	379	4	vs. Dallas	9/9/21
Tom Brady (10)	55	41	432	1	at LA Rams	9/26/21
Tom Brady (11)	41	30	411	5	vs. Miami	10/10/21
Tom Brady (12)	40	28	375	4	at New Orleans	10/31/21
Tom Brady (13)	46	30	307	2	vs. NY Giants	11/22/21
Tom Brady (14)	51	38	368	4	at Atlanta	12/5/21
Tom Brady (15)	46	31	363	2	vs. Buffalo	12/12/21
Tom Brady (16)	50	34	410	3	at NY Jets	1/2/22
Tom Brady (17)	37	29	326	3	vs. Carolina	1/9/22
Tom Brady (18)*	54	30	329	1	vs. LA Rams	1/23/22
Tom Brady (19)	52	39	385	3	vs. Kansas	10/2/22
Tom Brady (20)	52	35	351	1	vs. Atlanta	10/9/22
Tom Brady (21)	44	26	325	1	vs. Baltimore	10/27/22
Tom Brady (22)	44	30	312	3	vs. Cincinnati	1/23/22
Tom Brady (23)	45	34	432	3	vs. Carolina	1/1/23
Tom Brady (24)*	66	35	351	2	vs. Dallas	1/16/23
Baker Mayfield	34	26	317	1	vs. Chicago	9/17/23
Baker Mayfield (2)	28	22	381	4	at Green Bay	12/17/23
Baker Mayfield (3)	33	22	309	2	vs. New Orleans	12/24/23
Baker Mayfield (4)*	36	22	337	3	vs. Philadelphia	1/15/24
Baker Mayfield (5)*	41	26	349	3	at Detroit	1/21/24
* Playoff game						
300-YARD PASSERS SUMMARY (*Includes one playoff game per asterisk)						
Jameis Winston (27), Tom Brady (24*), Vinny Testaverde (12), Doug Williams (10), Brad Johnson (8), Steve DeBerg (6), Josh Freeman (6), Brian Griese (5), Baker Mayfield (5**), Ryan Fitzpatrick (4), Jeff Garcia (4), Trent Dilfer (3), Jack Thompson (3), Craig Erickson (2), Mike Glennon (2), Josh McCown (2), Luke McCown (1), Chris Simms (1)						
MULTIPLE-SACK GAMES (197)						
PLAYER	SACKS	OPPONENT	DATE			
Lee Roy Selmon	2.0	at Houston	9/12/76			
Council Rudolph	2.0	vs. Miami	10/24/76			
Lee Roy Selmon (2)	2.0	at Philadelphia	9/18/77			
Council Rudolph (2)	2.0	at Detroit	11/20/77			
Lee Roy Selmon (3)	2.0	vs. Atlanta	11/27/77			
Lee Roy Selmon (4)	2.0	vs. Chicago	12/4/77			
Lee Roy Selmon (5)	3.0	at New Orleans	12/11/77			
Lee Roy Selmon (6)	3.0	at Minnesota	9/17/78			
Lee Roy Selmon (7)	2.0	at N.Y. Giants	10/15/78			
Dave Pear	2.0	vs. Chicago	10/22/78			
Dave Pear (2)	3.0	at San Francisco	12/10/78			
Charley Hannah	2.0	at San Francisco	12/10/78			
Randy Crowder	2.0	at Baltimore	9/9/79			
David Lewis	2.0	at Baltimore	9/9/79			
Lee Roy Selmon (8)	2.0	at Baltimore	9/9/79			
Lee Roy Selmon (9)	2.0	at Green Bay	9/16/79			
Lee Roy Selmon (10)	2.0	vs. L.A. Rams	9/23/79			
Lee Roy Selmon (11) *	2.0	vs. Philadelphia	12/29/79			
Randy Crowder (2)	2.0	at Cincinnati	9/7/80			
Dave Stalls	2.0	vs. Detroit	11/23/80			
David Logan	2.0	vs. Minnesota	12/7/80			
508 RECORDS						

* Playoff game

Lee Roy Selmon (12)	3.0	at Detroit	12/14/80
Lee Roy Selmon (13)	2.0	vs. Minnesota	9/5/81
Hugh Green	2.0	vs. Denver	11/15/81
Lee Roy Selmon (14)	2.0	at New Orleans	11/29/81
Lee Roy Selmon (15)	2.0	at Detroit	12/20/81
Andy Hawkins	2.0	vs. Washington	9/19/82
Dave Stalls (2)	2.0	vs. Chicago	1/2/83
Lee Roy Selmon (16)	2.0	vs. Detroit	9/4/83
David Logan (2)	2.0	at Dallas	10/9/83
Lee Roy Selmon (17)	3.0	vs. New Orleans	10/23/83
David Logan (3)	2.0	at Pittsburgh	10/30/83
Lee Roy Selmon (18)	2.0	at Minnesota	11/6/83
David Logan (4)	2.0	vs. Minnesota	10/7/84
John Cannon	2.0	vs. N.Y. Jets	12/16/84
Hugh Green (2)	2.0	vs. N.Y. Jets	12/16/84
Lee Roy Selmon (19)	2.0	vs. N.Y. Jets	12/16/84
Ron Holmes	2.0	vs. L.A. Rams	10/13/85
David Logan (5)	2.0	vs. L.A. Rams	10/13/85
David Logan (6)	2.0	at N.Y. Giants	11/3/85
Kevin Kellin	2.5	vs. Atlanta	9/13/87
Calvin Turner #	3.0	vs. Minnesota	10/18/87
Miles Turpin #	2.0	vs. Minnesota	10/18/87
Ron Holmes (2)	2.5	vs. Chicago	10/25/87
Chris Washington	2.0	at Green Bay	11/1/87
Chris Washington (2)	2.0	at St. Louis	11/8/87
Curt Jarvis	2.0	at L.A. Rams	11/29/87
Ron Holmes (3)	3.0	vs. St. Louis	12/20/87
Ron Holmes (4)	2.0	vs. Minnesota	10/23/88
Kevin Murphy	2.0	vs. San Francisco	9/17/89
Kevin Murphy (2)	2.0	vs. New Orleans	9/24/89
Ray Goff	2.0	vs. Detroit	10/15/89
Reuben Davis	2.0	at Chicago	11/19/89
Ervin Randle	3.0	at Detroit	9/9/90
Broderick Thomas	3.0	at Dallas	10/7/90
Broderick Thomas (2)	2.0	vs. Chicago	11/4/90
Broderick Thomas (3)	2.0	at Detroit	9/29/91
Keith McCants	2.0	vs. Green Bay	10/27/91
Tim Newton	2.0	vs. Green Bay	10/27/91
Broderick Thomas (4)	2.0	vs. Detroit	11/10/91
Broderick Thomas (5)	2.0	vs. N.Y. Giants	11/24/91
Broderick Thomas (6)	2.0	vs. Indianapolis	12/22/91
Santana Dotson	2.0	vs. Phoenix	9/6/92
Santana Dotson (2)	2.0	vs. Green Bay	9/13/92
Ray Seals	2.0	vs. Green Bay	9/13/92
Broderick Thomas (7)	3.0	at Minnesota	9/20/92
Santana Dotson (3)	2.0	vs. Minnesota	11/8/92
Ray Seals (2)	2.0	vs. Minnesota	11/8/92
Keith McCants (2)	2.0	vs. Chicago	11/15/92
Ray Seals (3)	2.0	at Chicago	9/26/93
Eric Curry	2.0	at Minnesota	10/10/93
Chidi Ahanotu	2.0	vs. Jacksonville	11/19/95
Eric Curry (2)	2.0	vs. Detroit	12/23/95
Warren Sapp	2.0	vs. Seattle	9/22/96
Lonnie Marts	2.0	vs. Oakland	11/10/96
Warren Sapp (2)	2.0	at Minnesota	12/15/96
Hardy Nickerson	2.0	vs. Chicago	12/22/96
Warren Sapp (3)	2.5	vs. San Francisco	8/31/97
Brad Culpepper	3.0	vs. Arizona	9/28/97
Chidi Ahanotu (2)	2.0	vs. Arizona	9/28/97
Chidi Ahanotu (3)	2.0	at Green Bay	10/5/97
Brad Culpepper (2)	3.0	at Atlanta	11/9/97
Chidi Ahanotu (4)	2.0	at N.Y. Giants	11/30/97
Warren Sapp (4)	2.0	vs. Chicago	12/21/97
Warren Sapp (5) *	3.0	at Green Bay	1/4/98
Warren Sapp (6)	2.0	at Green Bay	9/13/98
Brad Culpepper (3)	2.0	vs. Green Bay	12/7/98
Regan Upshaw	2.0	vs. Green Bay	12/7/98
Steve White	2.0	vs. Pittsburgh	12/13/98
John Lynch	2.0	at Washington	12/19/98
Chidi Ahanotu (5)	3.0	at Philadelphia	9/19/99
Warren Sapp (7)	3.0	at Philadelphia	9/19/99
Marcus Jones	2.0	at Philadelphia	9/19/99
Marcus Jones (2)	2.0	at Green Bay	10/10/99
Warren Sapp (8)	2.0	at Green Bay	10/10/99
Brad Culpepper (4)	2.0	vs. Minnesota	12/6/99
Steve White (2) *	2.0	vs. Washington	1/15/00
Rondé Barber	2.5	vs. Chicago	9/10/00
Anthony McFarland	2.5	at Detroit	9/17/00
Warren Sapp (9)	3.0	at Detroit	9/17/00

Marcus Jones (3)	2.0	at Minnesota	10/9/00
Marcus Jones (4)	4.0	vs. Detroit	10/19/00
Warren Sapp (10)	2.0	vs. Detroit	10/19/00
Warren Sapp (11)	2.0	vs. Buffalo	11/26/00
Warren Sapp (12)	2.0	at St. Louis	12/18/00
Warren Sapp (13)	2.0	at Detroit	11/11/01
Steve White (3)	2.0	vs. Chicago	11/18/01
Warren Sapp (14)	2.0	at St. Louis	11/26/01
Simeon Rice	2.0	at Cincinnati	12/2/01
Simeon Rice (2)	2.0	at Chicago	12/16/01
Simeon Rice (3)	2.0	vs. New Orleans	12/23/01
Simeon Rice (4) *	2.0	at Philadelphia	1/12/02
Warren Sapp (15)	2.0	at Cincinnati	9/29/02
Warren Sapp (16)	2.0	vs. Cleveland	10/13/02
Simeon Rice (5)	2.0	at Carolina	10/27/02
Simeon Rice(6)	2.0	vs. Minnesota	11/3/02
Simeon Rice (7)	2.0	vs. Carolina	11/17/02
Simeon Rice (8)	2.0	vs. Green Bay	11/24/02
Simeon Rice (9)	3.0	at New Orleans	12/1/02
Simeon Rice (10) **	2.0	vs. Oakland	1/26/03
Simeon Rice (11)	2.0	at Philadelphia	9/8/03
Simeon Rice (12)	4.0	at Washington	10/12/03
Warren Sapp (17)	2.0	at Washington	10/12/03
Simeon Rice (13)	2.0	at Carolina	11/9/03
Warren Sapp (18)	2.0	vs. N.Y. Giants	11/24/03
Simeon Rice (14)	3.0	at New Orleans	12/7/03
Greg Spires	2.5	vs. Houston	12/14/03
Anthony McFarland (2)	2.0	vs. Seattle	9/19/04
Greg Spires (2)	2.0	at St. Louis	10/18/04
Simeon Rice (15)	2.0	vs. Chicago	10/24/04
Simeon Rice (16)	2.0	vs. Atlanta	12/5/04
Derrick Brooks	2.0	vs. Atlanta	12/5/04
Simeon Rice (17)	3.0	vs. New Orleans	12/19/04
Simeon Rice (18)	2.0	vs. Washington	11/13/05
Simeon Rice (19)	2.0	vs. Atlanta	12/24/05
Simeon Rice (20)	2.0	vs. New Orleans	1/1/06
Ellis Wymys	2.0	vs. Cincinnati	10/15/06
Greg Spires (3)	2.0	at Cleveland	12/24/06
Gaines Adams	2.0	at Atlanta	11/18/07
Stylez G. White	2.0	at Atlanta	11/18/07
Stylez G. White (2)	2.5	at Houston	12/9/07
Gaines Adams (2)	2.0	vs. Atlanta	9/14/08
Gaines Adams (3)	2.0	at Dallas	10/26/08
Jimmy Wilkerson	2.0	at Detroit	11/23/08
Jimmy Wilkerson (2)	3.0	at Philadelphia	10/11/09
Stylez G. White (3)	2.5	at Atlanta	11/29/09
Tim Crowder	2.0	at Carolina	9/19/10
Gerald McCoy	2.0	at Baltimore	11/28/10
Geno Hayes	2.0	vs. Seattle	12/26/10
Michael Bennett	2.0	vs. Indianapolis	10/3/11
Michael Bennett (2)	2.0	at Dallas	9/23/12
Gerald McCoy (2)	2.0	at Dallas	9/23/12
Michael Bennett (3)	2.0	vs. Philadelphia	12/9/12
Gerald McCoy (3)	2.0	vs. Philadelphia	12/9/12
Lavonte David	2.0	at N.Y. Jets	9/8/13
Mason Foster	2.0	at N.Y. Jets	9/8/13
Gerald McCoy (4)	3.0	vs. Atlanta	11/17/13
Michael Johnson	2.0	at Pittsburgh	9/28/14
Gerald McCoy (5)	2.0	at Cleveland	11/2/14
Jacques Smith	2.0	at Washington	11/16/14
Jacques Smith (2)	2.0	at Detroit	12/7/14
Jacques Smith (3)	3.0	at New Orleans	9/20/15
Howard Jones	2.0	vs. Jacksonville	10/11/15
William Gholston	2.0	vs. Atlanta	12/6/15
Lavonte David (2)	2.0	vs. Carolina	1/1/17
Gerald McCoy (5)	2.0	vs. N.Y. Jets	11/12/17
Jason Pierre-Paul	2.0	vs. Pittsburgh	9/24/18
Carl Nassib	2.0	vs. Cleveland	10/21/18
Jason Pierre-Paul (2)	2.0	at Cincinnati	10/28/18
Gerald McCoy (6)	2.0	at N.Y. Giants	11/18/18
Lavonte David (3)	2.0	at Baltimore	12/13/18
Shaquil Barrett (1)	3.0	at Carolina	9/12/19
Shaquil Barrett (2)	4.0	vs. New York Giants	9/22/19
Devin White (1)	2.0	at Atlanta	11/24/19
Shaquil Barrett (3)	2.0	at Jacksonville	12/1/19
Jason Pierre-Paul (3)	3.0	vs. Houston	12/21/19
Shaquil Barrett (4)	3.0	vs. Atlanta	12/29/19
Jason Pierre-Paul (4)	2.0	vs. Atlanta	12/29/19
Ndamukong Suh	2.0	vs. Carolina	9/20/20

Shaquil Barrett (5)	2.0	at Denver	9/27/20
Devin White (2)	3.0	at Las Vegas	10/25/20
Shaquil Barrett (6)	2.0	vs. Minnesota	12/13/20
Devin White (3)	3.0	at Atlanta	12/20/20
Shaquil Barrett (7)*	3.0	at Green Bay	1/24/21
Jason Pierre-Paul (5)*	2.0	at Green Bay	1/24/21
Joe Tryon-Shoyinka	2.0	at New England	10/3/21
Jason Pierre-Paul (6)	2.0	vs. Chicago	10/24/21
Devin White (4)	2.0	at Washington	11/14/21
Vita Vea	2.0	at Atlanta	12/5/21
Ndamukong Suh (2)	2.0	at Atlanta	12/5/21
William Gholston (2)	2.5	at Carolina	12/26/21
Devin White (5)	2.0	at Dallas	9/11/22
Shaquil Barrett (9)	2.0	at New Orleans	9/18/22
Vita Vea (2)	2.0	vs. L.A. Rams	11/06/22
Devin White (6)	2.0	vs. Seattle	11/13/22
Joe Tryon-Shoyinka (2)	2.0	vs. Chicago	9/17/23
Vita Vea (3)	2.0	at New Orleans	10/1/23
Yaya Diaby	2.0	at San Francisco	11/19/23
# Replacement game		** Super Bowl XXXVII	

MULTIPLE-SACK GAMES SUMMARY *Includes one playoff game per asterisk and **Super Bowl XXXVII)

Simeon Rice (20**), Lee Roy Selmon (19), Warren Sapp (18), Shaquil Barrett (9*), Gerald McCoy (7), Broderick Thomas (7), David Logan (6), Jason Pierre-Paul (6*), Devin White (6), Chidi Ahanotu (5), Brad Culpepper (4), Ron Holmes (4), Marcus Jones (4), Gaines Adams (3), Michael Bennett (3), **Lavonte David (3)**, Santana Dotson (3), Ray Seals (3), Jacques Smith (3), Greg Spires (3), **Vita Vea (3)**, Steve White (3), Stylez G. White (3), Randy Crowder (2), Eric Curry (2), **William Gholston (2)**, Hugh Green (2), Keith McCants (2), Anthony McFarland (2), Kevin Murphy (2), Dave Pear (2), Council Rudolph (2), Dave Stalls (2), Ndamukong Suh (2), **Joe Tryon-Shoyinka (2)**, Chris Washington (2), Jimmy Wilkerson (2), Rondé Barber (1), Derrick Brooks (1), John Cannon (1), Tim Crowder (1), Reuben Davis (1), **Yaya Diaby (1)**, Mason Foster (1), Ray Goff (1), Charley Hannah (1), Andy Hawkins (1), Geno Hayes (1), Curt Jarvis (1), Michael Johnson (1), Howard Jones (1), Kevin Kellin (1), David Lewis (1), John Lynch (1), Lonnie Marts (1), Carl Nassib (1), Tim Newton (1), Hardy Nickerson (1), Ervin Randle (1), Miles Turpin (1), Calvin Turner (1), Regan Upshaw (1), Ellis Wyms (1)

TOP OPPONENT PERFORMANCES

100-YARD RUSHING GAMES (169)

PLAYER	ATT.	YARDS	OPPONENT	DATE
Ronnie Coleman	25	142	at Houston	9/12/76
Bob Malone	22	118	vs. Miami	10/24/76
Otis Armstrong	18	116	at Denver	11/7/76
Clark Gaines	27	103	at N.Y. Jets	11/14/76
Rocky Bleier	29	118	at Pittsburgh	12/5/76
Andy Johnson	14	127	vs. New England	12/12/76
Walter Payton	33	101	vs. Chicago	12/4/77
Haskel Stanback	23	112	vs. Atlanta	9/24/78
Horace King	12	104	at Detroit	11/12/78
Roland Harper	25	144	at Chicago	11/26/78
Walter Payton (2)	27	105	at Chicago	11/26/78
Billy Taylor	33	148	at Chicago	10/7/79
Cullen Bryant *	18	106	vs. L.A. Rams	1/6/80
Tony Dorsett	20	100	at Dallas	9/21/80
Walter Payton (3)	28	133	at Chicago	10/6/80
Earl Campbell	33	203	at Houston	10/19/80
Walter Payton (4)	29	130	vs. Chicago	12/20/80
Wilbert Montgomery	22	119	at Philadelphia	10/25/81
Ted Brown	31	129	at Minnesota	11/8/81
George Rogers	23	120	at New Orleans	11/29/81
John Riggins	34	136	vs. Washington	9/19/82
Walter Payton (5)	26	109	vs. Chicago	1/2/83
Tony Dorsett (2) *	26	110	at Dallas	1/9/83
Walter Payton (6)	22	106	vs. Chicago	11/20/83
Matt Suhey	19	112	vs. Chicago	11/20/83
Wendell Tyler	16	102	at San Francisco	12/4/83
Billy Sims	16	100	at Detroit	10/14/84
Eric Dickerson	28	191	vs. L.A. Rams	11/25/84
Walter Payton (7)	17	120	at Chicago	9/8/85
Joe Morris	26	132	at N.Y. Giants	11/3/85
Gerry Ellis	9	101	at Green Bay	12/1/85
Eddie Lee Ivery	13	109	at Green Bay	12/1/85
Randy McMillan	13	108	vs. Indianapolis	12/15/85
Gerald Riggs	27	129	vs. Atlanta	9/28/86
Eric Dickerson (2)	30	207	at L.A. Rams	10/5/86
Stump Mitchell	20	126	vs. St. Louis	10/12/86
Reuben Mayes	24	172	at New Orleans	10/19/86
Walter Payton (8)	20	139	vs. Chicago	11/9/86
Neal Anderson	16	115	at Chicago	9/20/87

Darrin Nelson	17	103	at Minnesota	11/15/87
Charles White	29	137	at L.A. Rams	11/29/87
Stump Mitchell (2)	23	101	vs. St. Louis	12/20/87
Eric Dickerson (3)	33	196	at Indianapolis	12/27/87
Stump Mitchell (3)	18	110	vs. Phoenix	9/18/88
James Brooks	17	131	at Cincinnati	10/29/89
Neal Anderson (2)	15	100	at Chicago	11/19/89
Barry Sanders	21	104	at Detroit	12/17/89
Emmitt Smith	23	121	at Dallas	10/7/90
Craig Heyward	20	155	at New Orleans	11/1/90
Mike Rozier	23	115	vs. Atlanta	12/2/90
Barry Sanders (2)	27	160	at Detroit	9/29/91
Terry Allen	14	127	at Minnesota	11/3/91
Barry Sanders (3)	23	118	vs. Detroit	11/10/91
Mark Higgs	25	131	at Miami	12/1/91
Herschel Walker	16	126	vs. Minnesota	12/8/91
Barry Sanders (4)	21	122	vs. Detroit	10/25/92
Marion Butts	22	104	at San Diego	11/22/92
Rodney Hampton	29	134	at N.Y. Giants	9/12/93
Neal Anderson (3)	23	104	at Chicago	9/26/93
Barry Sanders (5)	22	130	vs. Detroit	10/3/93
Darrell Thompson	21	105	vs. Green Bay	10/24/93
Barry Sanders (6)	29	187	at Detroit	11/7/93
Reggie Brooks	20	128	vs. Washington	12/5/93
Marshall Faulk	18	104	vs. Indianapolis	9/11/94
Barry Sanders (7)	20	166	vs. Detroit	10/2/94
Ricky Watters	14	103	at San Francisco	10/23/94
Terry Allen (2)	17	113	vs. Minnesota	10/30/94
Barry Sanders (8)	26	237	at Detroit	11/13/94
Chris Warren	16	116	at Seattle	11/20/94
Edgar Bennett	21	100	vs. Green Bay	12/24/94
Derrick Moore	21	123	at Carolina	10/1/95
Rashaan Salaam	27	134	at Chicago	12/17/95
Barry Sanders (9)	20	125	at Detroit	9/8/96
Terrell Davis	22	137	at Denver	9/15/96
Robert Smith	18	133	vs. Minnesota	10/8/96
Raymont Harris	19	118	at Chicago	11/3/96
Anthony Johnson	26	111	at Carolina	12/1/96
Leroy Hoard	20	101	at Minnesota	12/15/96
Barry Sanders (10)	24	215	vs. Detroit	10/12/97
Raymont Harris (2)	33	116	at Chicago	11/23/97
Dorsey Levens*	25	112	at Green Bay	1/4/98
Barry Sanders (11)	27	131	at Detroit	9/28/98
Eddie George	27	134	vs. Tennessee	11/8/98
Fred Taylor	20	128	at Jacksonville	11/15/98
Greg Hill	16	123	at Detroit	10/31/99
Napolean Kaufman	8	122	at Oakland	12/19/99
Tyrone Wheatley	19	111	at Oakland	12/19/99
Stephen Davis	28	141	at Washington	10/1/00
James Stewart	29	116	vs. Detroit	10/19/00
Jerome Bettis	17	143	vs. Pittsburgh	10/21/01
Ahman Green	24	169	at Green Bay	11/4/01
Anthony Thomas	31	173	at Chicago	12/16/01
Duce McAllister	31	109	vs. New Orleans	9/8/02
Duce Staley	24	152	at Philadelphia	10/20/02
Michael Bennett	10	114	vs. Minnesota	11/3/02
Stephen Davis (2)	33	142	vs. Carolina	9/14/03
Garrison Hearst	20	117	at San Francisco	10/19/03
Duce McAllister (2)	26	110	vs. New Orleans	11/2/03
Ahman Green (2)	21	109	vs. Green Bay	11/16/03
Fred Taylor (2)	29	118	at Jacksonville	11/30/03
Clinton Portis	29	148	at Washington	9/12/04
Tyrone Wheatley (2)	18	102	at Oakland	9/26/04
Duce McAllister (3)	21	102	at New Orleans	10/10/04
Nick Goings	23	106	at Carolina	11/28/04
LaDainian Tomlinson	25	131	at San Diego	12/12/04
Nick Goings (2)	33	127	vs. Carolina	12/26/04
Kevan Barlow	26	101	at San Francisco	10/30/05
Clinton Portis (2)	23	144	vs. Washington	11/13/05
Warrick Dunn	21	134	at Atlanta	9/17/06
Michael Vick	14	127	at Atlanta	9/17/06
Duce McAllister (4)	15	123	at New Orleans	10/8/06
Brian Westbrook	13	101	vs. Philadelphia	10/22/06
Shaun Alexander	27	105	at Seattle	9/9/07
Steven Jackson	30	115	vs. St. Louis	9/23/07
Kenton Keith	28	121	at Indianapolis	10/7/07
DeAngelo Williams	20	121	vs. Carolina	12/30/07
Jamaal Charles	18	106	at Kansas City	11/2/08
Jonathan Stewart	15	115	at Carolina	12/8/08

DeAngelo Williams (2)	19	186	at Carolina	12/8/08
Michael Turner	32	152	at Atlanta	12/14/08
Michael Bush	27	177	vs. Oakland	12/28/08
Fred Jackson	28	163	at Buffalo	9/20/09
Ahmad Bradshaw	14	104	vs. N.Y. Giants	9/27/09
Jonathan Stewart (2)	17	110	vs. Carolina	10/18/09
DeAngelo Williams (3)	30	152	vs. Carolina	10/18/09
Ricky Williams	20	102	at Miami	11/15/09
Jonathan Stewart (3)	26	120	at Carolina	12/6/09
Jason Snelling	25	147	vs. Atlanta	1/3/10
Rashard Mendenhall	19	143	vs. Pittsburgh	9/26/10
Cedric Benson	23	144	at Cincinnati	10/10/10
Chris Ivory	15	158	vs. New Orleans	10/17/10
Steven Jackson (2)	22	110	vs. St. Louis	10/24/10
Michael Turner (2)	24	107	at Atlanta	11/7/10
Mike Goodson	23	100	vs. Carolina	11/14/10
Ryan Torain	24	172	at Washington	12/12/10
Maurice Morris	15	109	vs. Detroit	12/19/10
Adrian Peterson	25	120	at Minnesota	9/18/11
Frank Gore	20	125	at San Francisco	10/9/11
Matt Forte	25	145	vs. Chicago (London)	10/23/11
Chris Johnson	23	190	at Tennessee	11/27/11
Felix Jones	22	108	vs. Dallas	12/17/11
Michael Turner (3)	17	172	at Atlanta	1/1/12
Alfred Morris	21	113	vs. Washington	9/30/12
Adrian Peterson (2)	15	123	at Minnesota	10/25/12
LeSean McCoy	25	116	vs. Philadelphia	10/13/13
Marshawn Lynch	21	125	at Seattle	11/3/13
Zac Stacy	33	104	at St. Louis	12/22/13
Justin Forsett	14	111	vs. Baltimore	10/12/14
Alfred Blue	31	139	at Houston	9/27/15
Jordan Howard	15	100	vs. Chicago	11/13/16
Ezekiel Elliott	23	159	at Dallas	12/18/16
Adrian Peterson (3)	26	134	at Atlanta	10/15/17
Jamaal Williams	21	113	at Green Bay	12/3/17
Devonta Freeman	22	126	vs. Atlanta	12/18/17
Joe Mixon	21	123	at Cincinnati	10/28/18
Saquon Barkley	27	142	at N.Y. Giants	11/18/18
Matt Breida	14	106	vs. San Francisco	11/25/18
Christian McCaffrey	10	106	vs. Carolina	12/2/18
Gus Edwards	19	104	at Baltimore	12/16/18
Chris Carson	16	105	at Seattle	11/3/19
Dalvin Cook	22	102	vs. Minnesota	12/13/20
Khalil Herbert	18	100	vs. Chicago	10/24/21
Josh Allen	12	109	vs. Buffalo	12/12/21
D'Onta Foreman	15	118	at Carolina	10/23/22
Nick Chubb	26	116	at Cleveland	11/27/22
Christian McCaffrey(2)	14	119	at San Francisco	12/11/22
Tyler Allgeier	24	135	at Atlanta	1/8/23
D'Andre Swift	16	130	vs. Philadelphia	9/25/23
Chuba Hubbard	25	104	vs. Carolina	12/3/23

* Playoff game

100-YARD RUSHERS SUMMARY (*Includes one playoff game)

Barry Sanders (11), Walter Payton (8), Deuce McAllister (4), Neal Anderson (3), Eric Dickerson (3), Stump Mitchell (3), Adrian Peterson (3), Jonathan Stewart (3), Michael Turner (3), DeAngelo Williams (3), Terry Allen (2), Stephen Davis (2), Tony Dorsett (2*), Nick Goings (2), Ahman Green (2), Raymont Harris (2), Steven Jackson (2), Clinton Portis (2), Fred Taylor (2), Tyrone Wheatley (2), Shaun Alexander (1), Josh Allen (1), Otis Armstrong (1), Saquon Barkley (1), Kevan Barlow (1), Edgar Bennett (1), Michael Bennett (1), Cedric Benson (1), Jerome Bettis (1), Rocky Bleier (1), Ahmad Bradshaw (1), Matt Breida (1), James Brooks (1), Reggie Brooks (1), Ted Brown (1), Cullen Bryant (1*), Michael Bush (1), Marion Butts (1), Earl Campbell (1), Chris Carson (1), Jamaal Charles (1), Ronnie Coleman (1), Dalvin Cook (1), Terrell Davis (1), Warrick Dunn (1), Gus Edwards (1), Ezekiel Elliott (1), Gerry Ellis (1), Marshall Faulk (1), Justin Forsett (1), Matt Forte (1), Devonta Freeman (1), Clark Gaines (1), Eddie George (1), Mike Goodson (1), Frank Gore (1), Rodney Hampton (1), Roland Harper (1), Garrison Hearst (1), Khalil Herbert (1), Craig Heyward (1), Mark Higgs (1), Greg Hill (1), Leroy Hoard (1), Jordan Howard (1), Eddie Lee Ivey (1), Chris Ivory (1), Fred Jackson (1), Andy Johnson (1), Anthony Johnson (1), Chris Johnson (1), Felix Jones (1), Napoleon Kaufman (1), Kenton Keith (1), Horace King (1), Dorsey Levens (1*), Marshawn Lynch (1), Bob Malone (1), Reuben Mayes (1), Christian McCaffrey (2), LeSean McCoy (1), Randy McMillan (1), Rashard Mendenhall (1), Joe Mixon (1), Wilbert Montgomery (1), Derrick Moore (1), Alfred Morris (1), Joe Morris (1), Maurice Morris (1), Darrin Nelson (1), John Riggins (1), Gerald Riggs (1), George Rogers (1), Mike Rozier (1), Rashaan Salaam (1), Billy Sims (1), Emmitt Smith (1), Robert Smith (1), Jason Snelling (1), Zac Stacy (1), Duane Staley (1), Haskel Stanback (1), James Stewart (1), Matt Suhey (1), Billy Taylor (1), Anthony Thomas (1), Darrell Thompson (1), LaDainian Tomlinson (1), Ryan Torain (1), Wendell Tyler (1), Michael Vick (1), Herschel Walker (1), Chris Warren (1), Ricky Watters (1), Brian Westbrook (1), Charles White (1), Jamaal Williams (1), Ricky Williams (1), D'Onta Foreman (1), Nick Chubb (1), Tyler Allgeier (1)

100-YARD RECEIVING GAMES (244)

Herman Moore (4)	9	104	vs. Detroit	9/29/96
Curtis Conway	9	120	vs. Chicago	12/22/96
Barry Sanders	8	102	at Detroit	9/7/97
Jake Reed	6	131	at Minnesota	9/14/97
Rob Moore	8	147	vs. Arizona	9/28/97
Herman Moore (5)	5	120	vs. Detroit	10/12/97
Jake Reed (2)	6	117	vs. Minnesota	11/1/98
Antonio Freeman	7	152	at Green Bay	10/10/99
Bill Schroeder	7	158	at Green Bay	10/10/99
Johnnie Morton	7	107	vs. Detroit	12/12/99
Ricky Proehl *	6	100	at St. Louis	1/23/00
Randy Moss	5	118	at Minnesota	10/9/00
Cris Carter (2)	7	115	vs. Minnesota	10/29/00
Eric Moulds	8	102	vs. Buffalo	11/26/00
Torry Holt	9	165	vs. St. Louis	12/18/00
Bill Schroeder (2)	4	119	vs. Green Bay	10/7/01
Marty Booker	7	165	vs. Chicago	11/18/01
Torry Holt (2)	8	139	at St. Louis	11/26/01
Joe Horn	8	108	vs. New Orleans	9/8/02
Torry Holt (3)	12	139	vs. St. Louis	9/23/02
Joe Horn (2)	5	106	at New Orleans	12/1/02
Plaxico Burress	5	127	vs. Pittsburgh	12/23/02
Marvin Harrison	11	176	vs. Indianapolis	10/6/03
Terrell Owens	6	152	at San Francisco	10/19/03
Ricky Proehl (2)	3	133	at Carolina	11/9/03
Jimmy Smith	10	136	at Jacksonville	11/30/03
Joe Horn (3)	9	118	at New Orleans	12/7/03
Torry Holt (4)	6	124	at St. Louis	10/18/04
Tony Gonzalez	9	123	vs. Kansas City	11/7/04
Eddie Kennison	6	104	vs. Kansas City	11/7/04
Alge Crumpler	4	118	at Atlanta	11/14/04
Eric Parker	6	118	at San Diego	12/12/04
Muhsin Muhammad	8	115	vs. Carolina	12/26/04
Steve Smith	5	106	vs. Carolina	11/6/05
Roddy White	4	108	at Atlanta	11/20/05
Steve Smith (2)	5	103	at Carolina	12/11/05
David Givens	6	137	at New England	12/17/05
Steve Smith (3)	7	112	vs. Carolina	9/24/06
T.J. Houshmandzadeh	10	102	vs. Cincinnati	10/15/06
Brian Westbrook	7	113	vs. Philadelphia	10/22/06
Marques Colston	11	123	vs. New Orleans	11/5/06
Devery Henderson	3	111	vs. New Orleans	11/5/06
Steve Smith (4)	8	149	at Carolina	11/13/06
Terrell Owens (2)	8	107	at Dallas	11/23/06
Desmond Clark	7	125	at Chicago	12/17/06
Reggie Bush	8	112	at New Orleans	9/7/08
Brandon Lloyd	6	124	at Chicago	9/21/08
Greg Jennings	6	109	vs. Green Bay	9/28/08
Steve Smith (5)	6	112	vs. Carolina	10/12/08
Marques Colston (2)	6	106	vs. New Orleans	11/30/08
Steve Smith (6)	9	117	at Carolina	12/8/08
Vincent Jackson	7	111	vs. San Diego	12/21/08
Patrick Crayton	4	135	vs. Dallas	9/13/09
Jeremy Maclin	6	142	at Philadelphia	10/11/09
Wes Welker	10	107	vs. New England (London)	10/25/09
James Jones	4	103	vs. Green Bay	11/8/09
Mike Wallace	3	100	vs. Pittsburgh	9/26/10
Terrell Owens (3)	7	102	at Cincinnati	10/10/10
Steve Breaston	8	147	at Arizona	10/31/10
Calvin Johnson	10	152	vs. Detroit	12/19/10
Julio Jones	6	115	vs. Atlanta	9/25/11
Roddy White	9	140	vs. Atlanta	9/25/11
Pierre Garcon	2	146	vs. Indianapolis	10/3/11
Marques Colston (3)	7	118	vs. New Orleans	10/16/11
Jimmy Graham	7	124	vs. New Orleans	10/16/11
Arian Foster	4	102	vs. Houston	11/14/11
Jordy Nelson	6	123	at Green Bay	11/20/11
Brandon LaFell	3	103	at Carolina	12/24/11
Steve Smith (7)	7	106	vs. Carolina	9/9/12
Victor Cruz	11	179	at N.Y. Giants	9/16/12
Hakeem Nicks	10	199	at N.Y. Giants	9/16/12
Miles Austin	5	107	at Dallas	9/23/12
Lance Moore	9	121	vs. New Orleans	10/21/12
Danario Alexander	5	134	vs. San Diego	11/11/12
Julio Jones (2)	6	147	vs. Atlanta	11/25/12
Jason Avant	7	133	vs. Philadelphia	12/9/12
Jeremy Maclin	9	104	vs. Philadelphia	12/9/12
Lance Kendricks	4	119	vs. St. Louis	12/23/12
Jimmy Graham (2)	10	179	vs. New Orleans	9/15/13

FRONT OFFICE

PLAYERS

2023 REVIEW

HISTORY

RECORDS

SIDELINES

Riley Cooper	4	120	vs. Philadelphia	10/13/13
Harry Douglas	7	149	at Atlanta	10/20/13
Rishard Matthews	11	120	vs. Miami	11/11/13
Harry Douglas (2)	6	134	vs. Atlanta	11/17/13
Calvin Johnson (2)	7	115	at Detroit	11/24/13
Julio Jones (3)	9	161	at Atlanta	9/18/14
Antonio Brown	7	131	at Pittsburgh	9/28/14
Steve Smith (8)	5	110	vs. Baltimore	10/12/14
Julio Jones (4)	8	119	vs. Atlanta	11/9/14
Calvin Johnson (3)	8	158	at Detroit	12/7/13
Kelvin Benjamin	8	104	at Carolina	12/14/14
Greg Olsen	10	110	at Carolina	12/14/14
Randall Cobb	11	131	vs. Green Bay	12/21/14
Jordy Nelson (2)	9	113	vs. Green Bay	12/21/14
Kendall Wright	4	101	vs. Tennessee	9/13/15
DeAndre Hopkins	8	101	at Houston	9/27/15
Allen Hurns	5	116	vs. Jacksonville	10/11/15
Julio Jones (5)	12	162	at Atlanta	11/1/15
Jacob Tamme	10	103	at Atlanta	11/1/15
Odell Beckham Jr.	9	105	vs. N.Y. Giants	11/8/15
Donte Moncrief	8	114	at Indianapolis	11/29/15
Willie Snead	7	122	vs. New Orleans	12/13/15
Devin Funchess	7	120	at Carolina	1/3/16
Greg Olsen (2)	9	181	at Carolina	10/10/16
Amari Cooper	12	173	vs. Oakland	10/30/16
Michael Crabtree	8	108	vs. Oakland	10/30/16
Julio Jones (6)	8	111	vs. Atlanta	11/3/16
Travis Kelce	7	108	at Kansas City	11/20/16
Stefon Diggs	8	173	at Minnesota	9/24/17
Larry Fitzgerald	10	138	at Arizona	10/15/17
Deonte Thompson	4	107	at Buffalo	10/22/17
Kenny Stills	7	180	at Miami	11/19/17
Julio Jones (7)	12	253	at Atlanta	11/26/17
Alvin Kamara	9	112	at New Orleans	9/9/18
Michael Thomas	16	180	at New Orleans	9/9/18
Vance McDonald	4	112	vs. Pittsburgh	9/24/18
JuJu Smith-Schuster	9	116	vs. Pittsburgh	9/24/18
Tark Cohen	7	121	at Chicago	9/30/18
Taylor Gabriel	7	104	at Chicago	9/30/18
Julio Jones (8)	10	144	at Atlanta	10/14/18
Tyler Boyd	9	138	at Cincinnati	10/28/18
Julio Jones (9)	9	138	vs. Atlanta	12/30/18
Greg Olsen (3)	6	110	at Carolina	9/12/19
Evan Engram	6	113	vs. New York Giants	9/22/19
Sterling Shepard	7	100	vs. New York Giants	9/22/19
Robert Woods	13	164	at Los Angeles Rams	9/29/19
Cooper Kupp	9	121	at Los Angeles Rams	9/29/19
Michael Thomas (2)	11	182	at New Orleans	10/6/19
Tyler Lockett	13	152	at Seattle	11/3/19
DK Metcalf	6	123	at Seattle	11/3/19
Christian Kirk	6	138	vs. Arizona	11/10/19
Michael Thomas (3)	8	114	vs. New Orleans	11/17/19
Marcus Johnson	3	105	vs. Indianapolis	12/8/19
Danny Amendola	8	102	at Detroit	12/15/19
Robby Anderson	9	109	vs. Carolina	9/20/20
D.J. Moore	8	120	vs. Carolina	9/20/20
Nelson Agholor	5	107	at Las Vegas	10/25/20
Cooper Kupp (2)	11	145	vs. Los Angeles Rams	11/23/20
Robert Woods (2)	12	130	vs. Los Angeles Rams	11/23/20
Tyreek Hill	13	269	vs. Kansas City	11/29/20
Calvin Ridley	10	163	at Atlanta	12/20/20
Cam Sims*	7	104	at Washington	1/9/21
Marquez Valdes-Scantling*	4	115	at Green Bay	1/24/21
Travis Kelce* (2)	10	133	vs. Kansas City	2/7/21
CeeDee Lamb	7	104	vs. Dallas	9/9/21
Amari Cooper (2)	13	139	vs. Dallas	9/9/21
DeSean Jackson	3	120	at LA Rams	9/26/21
Russell Gage	11	130	at Atlanta	12/5/21
Marquez Callaway	6	112	vs. New Orleans	12/19/21
Cooper Kupp (3)*	9	183	vs. LA Rams	1/23/22
Cooper Kupp (4)	8	127	vs. LA Rams	1/16/22
D.J. Moore (2)	6	117	vs. Carolina	1/1/23
Drake London	6	120	at Atlanta	1/8/23
Justin Jefferson	9	150	at Minnesota	9/10/23
D.J. Moore (3)	6	104	vs. Chicago	9/17/23
A.J. Brown	9	131	vs. Philadelphia	9/25/23
Amon-Ra St. Brown	12	124	vs. Detroit	10/15/23
Noah Brown	6	153	at Houston	11/5/23
Tank Dell	6	114	at Houston	11/5/23

Dalton Schultz	10	130	at Houston	11/5/23
Brandon Aiyuk	5	156	at San Francisco	11/19/23
Michael Pittman Jr.	10	107	at Indianapolis	11/26/23
Drake London (2)	10	172	at Atlanta	12/10/23
DeVonta Smith*	8	148	vs. Philadelphia	1/15/24
# Replacement game				
		* Playoff game		

100-YARD RECEIVERS SUMMARY

Julio Jones (9), Steve Smith (8), Herman Moore (5), Torry Holt (4), Cooper Kupp (4*), Brett Perriman (4), Jerry Rice (4), Sterling Sharpe (4), Anthony Carter (3), Marques Colston (3), Joe Horn (3), Calvin Johnson (3), D.J. Moore (3), Greg Olsen (3), Michael Thomas (3), Robert Brooks (2), Cris Carter (2), Paul Coffman (2), Amari Cooper (2), Jimmy Graham (2), Hassan Jones (2), Mike Jones (2), Travis Kelce (2*), James Lofton (2), Drake London (2), Jeremy Maclin (2), Jordy Nelson (2), Terrell Owens (2), Ricky Proehl (2*), Jake Reed (2), Billy Schroeder (2), Robert Woods (2), Nelson Agholor (1), Brandon Aiyuk (1), Danario Alexander (1) Danny Amendola (1), Robby Anderson (1), Miles Austin (1), Jason Avant (1), Robert Awalt (1), Odell Beckham Jr. (1), Kelvin Benjamin (1) Marty Booker (1), Tyler Boyd (1), Cliff Branch (1), Steve Breaston (1), Bill Brooks (1), A.J. Brown (1), Antonio Brown (1), Charlie Brown (1), Noah Brown (1), Plaxico Burress (1), Reggie Bush (1), Marquez Callaway (1), Carlos Carson (1), Jeff Chadwick (1), Bob Chandler (1), Wes Chandler (1), Desmond Clark (1), Dwight Clark (1), Robert Clark (1), Randall Cobb (1), Tarik Cohen (1), Tony Collins (1), Curtis Conway (1), Riley Cooper (1), Michael Crabtree (1), Patrick Crayton (1), Alge Crumpler (1), Victor Cruz (1), Tank Dell (1), Stefon Diggs (1), Harry Douglas (1), Bert Emanuel (1), Evan Engram (1), Larry Fitzgerald (1), Arian Foster (1), Antonio Freeman (1), Devin Funchess (1), Taylor Gabriel (1), Russell Gage (1), Tony Galbreath (1), Pierre Garcon (1), Willie Gault (1), David Givens (1), Tony Gonzalez (1), Jeff Graham (1), Marvin Harrison (1), Michael Haynes (1), Devery Henderson (1), David Hill (1), Tyreek Hill (1), DeAndre Hopkins (1), T. J. Houshmandzadeh (1), Desmond Howard (1), Allen Hurns (1), Qadry Ismail (1), Eddie Lee Ivey (1), DeSean Jackson (1), Vincent Jackson (1), Justin Jefferson (1), Greg Jennings (1), Marcus Johnson (1), James Jones (1), Alvin Kamara (1), Lance Kendricks (1), Eddie Kennison (1), Christian Kirk (1), CeeDee Lamb (1), Louis Lipps (1), Brandon Lloyd (1), Tyler Lockett (1), Eric Martin (1), Tony Martin (1), Rishard Matthews (1), Vance McDonald (1), Tim McGee (1), DK Metcalf (1), Eric Metcalf (1), Pete Metzelaars (1), Anthony Miller (1), Willie Miller (1), Pete Mitchell (1), Donte Moncrief (1), Lance Moore (1), Rob Moore (1), Emery Moorehead (1), Johnnie Morton (1), Randy Moss (1), Eric Moulds (1), Muhsin Muhammad (1), Hakeem Nicks (1), Jay Novacek (1), Eric Parker (1), Walter Payton (1), Johnny Perkins (1), Jason Phillips (1), Michael Pittman Jr. (1), Ahmad Rashad (1), Calvin Ridley (1), Andre Rison (1), Barry Sanders (1), Dalton Schultz (1), Fred Scott (1), James Scott (1), Joe Senser (1), Sterling Shepard (1), Cam Sims (1*), DeVonta Smith (1*), Willie Snead (1), Jimmy Smith (1), J.T. Smith (1), JuJu Smith-Schuster (1), Ron Springs (1), Amon-Ra St. Brown (1), Walter Stanley (1), Kenny Stills (1), Jacob Tamme (1), Aundra Thompson (1), Deonte Thompson (1), Leonard Thompson (1), Al Toon (1), Marquez Valdes-Scantling (1*), Tom Waddle (1), Mike Wallace (1), Wes Welker (1), Brian Westbrook (1), Roddy White (2), Sammy White (1), Al Williams (1), Alexander Wright (1), Kendall Wright (1)

300-YARD PASSING GAMES (122)

PLAYER	ATT.	COMP.	YARDS	TD	OPPONENT	DATE
Brian Sipe	32	22	318	3	vs. Cleveland	9/28/80
Lynn Dickey	51	35	418	1	vs. Green Bay	10/12/80
Tommy Kramer	37	24	324	2	at Minnesota	11/16/80
Gary Danielson	44	29	360	1	at Detroit	12/14/80
Steve Dils	62	37	361	1	vs. Minnesota	9/5/81
Dan Fouts	49	33	351	1	vs. San Diego	12/13/81
Ken Stabler	43	29	333	1	at New Orleans	12/5/82
Danny White *	45	27	312	2	at Dallas	1/9/83
Danny White (2)	44	29	377	2	at Dallas	10/9/83
Tommy Kramer (2)	47	27	386	2	vs. Minnesota	10/7/84
Bill Kenney	46	26	332	2	at Kansas City	10/28/84
Dan Marino	39	27	302	3	at Miami	10/20/85
Ken O'Brien	30	23	367	5	at N.Y. Jets	11/17/85
Tommy Kramer (3)	36	21	309	0	at Minnesota	12/8/85
Joe Montana	46	32	356	1	vs. San Francisco	9/7/86
Eric Hipple	46	31	318	0	at Detroit	9/21/86
Jim Kelly	29	14	342	3	vs. Buffalo	11/2/86
Wade Wilson	33	22	339	3	at Minnesota	11/30/86
Neil Lomax	36	25	314	3	at St. Louis	11/8/87
Joe Montana (2)	45	29	304	3	vs. San Francisco	11/22/87
Randy Wright	51	28	321	1	vs. Green Bay	10/2/88
Wade Wilson (2)	30	22	335	3	vs. Minnesota	10/23/88
Don Majkowski	53	25	331	2	vs. Green Bay	12/3/89
Don Majkowski (2)	42	25	355	1	vs. Green Bay	10/14/90
Wade Wilson (3)	39	24	374	1	vs. Minnesota	12/16/90
Jim Kelly (2)	35	20	322	1	vs. Buffalo	9/22/91
Dan Marino (2)	32	20	307	2	at Miami	12/1/91
Rodney Peete	31	20	323	1	at Detroit	9/27/92
Jim Everett	38	25	342	3	vs. L.A. Rams	12/6/92
Wade Wilson (4)	26	19	324	5	vs. Atlanta	12/13/92
Steve Young	29	23	311	4	vs. San Francisco	11/14/93
Brett Favre	39	30	306	3	at Green Bay	9/25/94
Warren Moon	48	33	332	1	vs. Minnesota	10/15/95
Scott Mitchell	41	26	352	2	vs. Detroit	12/23/95
Scott Mitchell (2)	50	29	331	2	at Detroit	9/7/97
Brad Johnson	44	29	334	1	at Minnesota	9/14/97
Kent Graham	52	31	339	1	vs. Arizona	9/28/97

Brett Favre (2)	40	22	390	2	at Green Bay	10/10/99
Daunte Culpepper	53	29	313	1	vs. Minnesota	10/29/00
Kurt Warner	32	20	316	2	vs. St. Louis	12/18/00
Daunte Culpepper (2)	44	30	322	1	at Minnesota	9/30/01
Kurt Warner (2)	45	30	301	0	vs. St. Louis	9/23/02
Peyton Manning	47	34	386	2	vs. Indianapolis	10/6/03
Trent Green	42	32	369	3	vs. Kansas City	11/7/04
Michael Vick	38	21	306	2	at Atlanta	11/20/05
Donovan McNabb	35	22	302	3	vs. Philadelphia	10/22/06
Drew Brees	32	24	314	3	vs. New Orleans	11/5/06
Tony Romo	29	22	306	5	at Dallas	11/23/06
Rex Grossman	44	29	339	2	at Chicago	12/17/06
Jason Campbell	49	30	301	1	vs. Washington	11/25/07
Drew Brees (2)	32	23	343	3	at New Orleans	9/7/08
Tony Romo (2)	27	16	353	3	vs. Dallas	9/13/09
Tom Brady	32	23	308	3	vs. New England	10/25/09
Matthew Stafford	33	24	305	3	vs. Detroit	9/11/11
Matt Ryan	47	26	330	1	vs. Atlanta	9/25/11
Drew Brees (3)	45	29	383	1	vs. New Orleans	10/16/11
Cam Newton	33	23	303	1	vs. Carolina	9/9/12
Eli Manning	51	31	510	3	at N.Y. Giants	9/16/12
Robert Griffin III	35	26	323	0	vs. Washington	9/30/12
Drew Brees (4)	37	27	377	4	vs. New Orleans	10/21/12
Carson Palmer	61	39	414	4	at Oakland	11/4/12
Philip Rivers	37	29	337	3	vs. San Diego	11/11/12
Matt Ryan (2)	32	26	353	1	vs. Atlanta	11/25/12
Nick Foles	51	32	381	2	vs. Philadelphia	12/9/12
Drew Brees (5)	39	26	307	4	at New Orleans	12/16/12
Drew Brees (6)	46	26	322	1	vs. New Orleans	9/15/13
Drew Brees (7)	31	24	381	4	vs. New Orleans	12/29/13
Ben Roethlisberger	40	29	314	3	at Pittsburgh	9/28/14
Drew Brees (8)	57	35	371	2	at New Orleans	10/5/14
Joe Flacco	29	21	306	5	vs. Baltimore	10/12/14
Brian Hoyer	34	21	300	2	at Cleveland	11/2/14
Matthew Stafford (2)	34	26	311	3	at Detroit	12/7/14
Aaron Rodgers	40	31	318	1	vs. Green Bay	12/21/14
Blake Bortles	33	23	303	4	vs. Jacksonville	10/11/15
Kirk Cousins	40	33	317	3	at Washington	10/25/15
Matt Ryan (3)	45	37	397	2	at Atlanta	11/1/15
Matt Hasselbeck	42	26	315	2	at Indianapolis	11/29/15
Drew Brees (9)	41	31	312	2	vs. New Orleans	12/13/15
Matt Ryan (3)	39	27	334	2	at Atlanta	9/11/16
Carson Palmer (2)	30	17	304	3	at Arizona	9/18/16
Derek Carr	59	40	513	4	vs. Oakland	10/30/16
Matt Ryan (4)	34	25	344	4	vs. Atlanta	11/3/16
Mike Glennon	45	31	301	1	vs. Chicago	9/17/17
Case Keenum	33	25	369	3	at Minnesota	9/24/17
Tom Brady (2)	40	30	303	1	vs. New England	10/5/17
Matt Ryan (5)	35	26	317	1	at Atlanta	11/26/17
Matthew Stafford (3)	44	36	381	1	vs. Detroit	12/10/17
Drew Brees (10)	45	37	439	3	at New Orleans	9/9/18
Nick Foles (2)	48	35	334	1	vs. Philadelphia	9/16/18
Ben Roethlisberger (2)	38	30	353	3	vs. Pittsburgh	9/24/18
Mitchell Trubisky	26	19	354	6	at Chicago	9/30/18
Matt Ryan (6)	41	31	355	3	at Atlanta	10/14/18
Cam Newton (2)	41	28	300	2	vs. Carolina	12/2/18
Matt Ryan (7)	44	31	378	2	vs. Atlanta	12/30/18
Cam Newton (3)	51	25	333	0	at Carolina	9/12/19
Daniel Jones	36	23	336	2	vs. New York Giants	9/22/19
Jared Goff	68	45	517	2	at Los Angeles Rams	9/29/19
Teddy Bridgewater	34	26	314	4	at New Orleans	10/6/19
Russell Wilson	43	29	378	5	at Seattle	11/3/19
Kyler Murray	44	27	324	3	vs. Arizona	11/10/19
Matt Ryan (8)	51	30	313	1	vs. Atlanta	12/29/19
Teddy Bridgewater (2)	42	33	367	0	vs. Carolina	9/20/20
Jared Goff (2)	51	39	376	3	vs. Los Angeles Rams	11/23/20
Patrick Mahomes	49	37	462	3	vs. Kansas City	11/29/

Jared Goff (3)	44	30	353	2	vs. Detroit	10/15/23
Josh Allen (2)	40	31	324	2	at Buffalo	10/26/23
C.J. Stroud	42	30	470	5	at Houston	11/5/23
Brock Purdy	25	21	333	3	at San Francisco	11/19/23
Desmond Ridder	40	26	347	1	at Atlanta	12/10/23

* Playoff game

300-YARD PASSERS SUMMARY

Drew Brees (10), Matt Ryan (10), Wade Wilson (4), Jared Goff (3), Tommy Kramer (3), Cam Newton (3), Matthew Stafford (3), Josh Allen (2), Teddy Bridgewater (2), Kirk Cousins (2), Daunte Culpepper (2), Brett Farve (2), Nick Foles (2), Jim Kelly (2), Don Majkowski (2), Dan Marino (2), Scott Mitchell (2), Joe Montana (2), Carson Palmer (2), Aaron Rodgers (2), Ben Roethlisberger (2), Tony Romo (2), Matthew Stafford (2*), Kurt Warner (2), Danny White (2*), Blake Bortles (1), Tom Brady (1), Jason Campbell (1), Derek Carr (1), Gary Danielson (1), Sam Darnold (1), Lynn Dickey (1), Steve Dils (1), Jim Everett (1), Dan Fouts (1), Kent Graham (1), Trent Green (1), Robert Griffin III (1), Rex Grossman (1), Matt Hasselbeck (1), Taylor Heinicke (1*), Eric Hipple (1), Brian Hoyer (1) Brad Johnson (1), Daniel Jones (1), Bill Kenney (1), Neil Lomax (1), Patrick Mahomes (1), Eli Manning (1), Peyton Manning (1), Donovan McNabb (1), Warren Moon (1), Kyler Murray (1), Ken O'Brien (1), Rodney Peete (1), Dak Prescott (2*), Brock Purdy (1), Desmond Ridder (1), Philip Rivers (1), Brian Sipe (1), Ken Stabler (1), C.J. Stroud (1), Mitchell Trubisky (1) , Michael Vick (1), Carson Wentz (1), Russell Wilson (1), Randy Wright (1), Steve Young (1)

LONGEST PLAYS IN TEAM HISTORY

PASSING

Player	Yards	Opponent	Date
Josh Freeman to Vincent Jackson	95	vs. New Orleans	10/21/12
Vinny Testaverde to Willie Drewrey	89t	vs. Atlanta	12/2/90
Vinny Testaverde to Willie Drewrey	87t	at Green Bay	9/15/91
Mike Glennon to Tiquan Underwood	85t	at Detroit	11/24/13
Doug Williams to Kevin House	84t	at Detroit	12/20/81
Vinny Testaverde to Tyji Armstrong	81t	vs. L.A. Rams	12/6/92
Doug Williams to Jimmie Giles	81t	vs. Chicago	11/1/81
Brian Griese to Joey Galloway	80t	vs. Detroit	10/2/05
Jack Thompson to Jimmie Giles	80	at Dallas	10/9/83
Trent Dilfer to Reidel Anthony	79t	at Jacksonville	11/15/98
Chris Simms to Joey Galloway	78t	at San Francisco	10/30/05
Vinny Testaverde to Mark Carrier	78t	at Chicago	11/19/89

RUSHING

Player	Yards	Opponent	Date
Ronald Jones II	98t	at Carolina	11/15/20
Doug Martin	84	at Philadelphia	11/22/15
Bobby Rainey	80t	vs. Buffalo	12/8/13
Michael Pittman	78t	vs. Kansas City	11/7/04
Warrick Dunn	76	vs. Chicago	12/21/97
James Wilder	75t	at Minnesota	11/6/83
Jerry Ellison	75	vs. Detroit	12/23/95
Carnell Williams	71t	at Minnesota	9/11/05
Warrick Dunn	70t	vs. Dallas	12/3/00
Doug Martin	70t	at Oakland	11/4/12

KICKOFF RETURNS

Player	Yards	Opponent	Date
Sammie Stroughter	97t	vs. Carolina	10/18/09
Clifton Smith	97t	at Kansas City	11/2/08
Micheal Spurlock	90t	vs. Atlanta	12/16/07
Micheal Spurlock	89t	at Atlanta	11/7/10
Aaron Stecker	86	vs. New Orleans	12/23/01
Clifton Smith	83	vs. Green Bay	11/8/09
Micheal Spurlock	79	vs. Seattle	12/26/10
Sammie Stroughter	78	vs. Detroit	9/11/11
Vernon Turner	77	vs. Minnesota	10/30/94

FIELD GOALS

Player	Yards	Opponent	Date
Matt Bryant	62	vs. Philadelphia	10/22/06
Chandler Catanzaro	59	vs. Cleveland	10/21/18
Matt Gay	58	at LA Rams	9/29/19
Kyle Brindza	58	at Houston	9/27/15
Chase McLaughlin	57	at Carolina	1/7/24
Chase McLaughlin	57	at Buffalo	10/26/23
Chase McLaughlin	57	at Minnesota	9/10/23
Connor Barth	57	vs. Washington	9/30/12
Michael Husted	57	at L.A. Raiders	12/19/93
Chase McLaughlin	55	at Atlanta	12/10/23
Chase McLaughlin	55	at Houston	11/5/23
Matt Gay	55	vs. New Orleans	11/17/19
Kyle Brindza	55	at New Orleans	9/20/15
Patrick Murray	55	at New Orleans	10/5/14
Connor Barth	55	at Denver	12/2/12
Connor Barth	55	vs. Houston	11/14/11
Martin Gramática	55	vs. Detroit	10/19/00
Donald Igwebuike	55	at Minnesota	11/30/86

There have been 86 50-yard or longer field goals:
Barth 15, Gramatica 15, Husted 10, Igwebuike 9, McLaughlin 7, Murray 7,
Gay 5, Capece 4, Lindell 4, Brindza 2, Bryant 2, Christie 2, Catanzaro 1,
Folk 1, Succop 1, Taylor 1, Tiffin 1

PUNT RETURNS

Player	Yards	Opponent	Date
Jacquez Green	95t	at Green Bay	9/13/98
Karl Williams	88t	vs. Chicago	12/22/96
Karl Williams	84t	at Detroit	11/1/01
Vernon Turner	80t	vs. Detroit	10/2/94
Micheal Spurlock	77t	at New Orleans	12/27/09
Karl Williams	73t	vs. Buffalo	11/26/00
Karl Williams	72	at Minnesota	12/15/96
Clifton Smith	70t	at Detroit	11/23/08
Karl Williams	63	at Indianapolis	11/2/97
Karl Williams	61t	vs. Chicago	12/21/97

FUMBLE RETURNS

Player	Yards	Opponent	Date
Devin White	91	vs. Atlanta	12/29/19
Cedric Brown	80t	at Houston	10/19/80
Martin Mayhew	78t	vs. Minnesota	10/15/95
Sabby Piscitelli	72	at Buffalo	9/20/09
Hugh Green	60t	at Dallas*	1/9/83
David Logan	60t	vs. Detroit	12/14/80
Keenan McCardell	57t	vs. Indianapolis	10/6/03
David Logan	54t	at Minnesota	11/6/83

*= Postseason game

INTERCEPTION RETURNS

Player	Yards	Opponent	Date
Shelton Quarles	98t	vs. Green Bay	10/7/01
Derrick Brooks	97t	at Baltimore	9/15/02
Mason Foster	85t	vs. New Orleans	9/15/13
Sabby Piscitelli	84	vs. Oakland	12/28/08
Leonard Johnson	83t	vs. San Diego	11/11/12
Neal Colzie	82t	vs. Minnesota	9/5/81
Cedric Brown	81t	vs. Green Bay	11/22/81
Rondé Barber	78t	vs. Kansas City	10/14/12
Brian Kelly	75	vs. Atlanta	12/5/04
Darryl Pollard	75	at Chicago	10/18/92

PUNTS

Player	Yards	Opponent	Date
Jake Camarda	74	at Carolina	1/7/24
Jake Camarda	74	vs. Philadelphia	9/25/23
Jake Camarda	74	vs. L.A. Rams	11/6/22
Sean Landeta	74	at N.Y. Jets	12/14/97
Jake Camarda	72	vs. Chicago	9/17/23
Tom Tupa	71	at New Orleans	12/1/02
Dave Green	70	at Detroit	11/20/77
Jake Camarda	66	vs. Detroit	10/15/23
Jake Camarda	66	at Atlanta	1/8/23
Jake Camarda	66	vs. New Orleans	12/5/22
Jake Camarda	66	vs. Baltimore	10/27/22
Mark Royals	66	at Chicago	1/2/00

SIDELINES





LEE ROY SELMON

Upon establishing the Ring of Honor in 2009, there was no question as to who the Buccaneers would choose to recognize with the inaugural induction. Lee Roy Selmon, referred to by some as the original Buccaneer, served as the franchise's cornerstone for nearly a decade, earning numerous accolades on the field and becoming one of the Bay area's most beloved figures off of it. On November 9, 2009, Selmon's name and number were added as permanent fixtures on the wall at Raymond James Stadium, as the man known for being Tampa Bay's shining bright spot in during its difficult fledgling years was recognized with the team's highest distinction.

Selmon joined the Buccaneers as a first-round draft choice – and the team's first-ever draft selection – in 1976 out of Oklahoma. While with the Sooners, Selmon was a member of eight All-America teams and won both the Outland and Lombardi trophies during his senior season. But as decorated as his collegiate career may have been, Selmon was an even greater professional player, easily the most outstanding to date in team history. The Buccaneers' all-time career sack leader (78.5), he anchored a ferocious defense which led the team to its first-ever NFC Central Division Championship in 1979.

Lee Roy Selmon became the first Buccaneers player ever inducted into the Pro Football Hall of Fame.

Selmon managed to establish numerous team records despite having his career prematurely shortened due to a herniated disk suffered at the end of the 1984 season. At the time of his retirement, his lengthy list of Buccaneer records included: career sacks (78.5), sacks in a season (13) and career forced fumbles (28.5). In addition, he was named NFL Defensive Player of the Year in 1979 and NFC Defensive Lineman of the Year by the NFL Players Association four times (1979–80, 1982–83). His number 63 became the first and only jersey retired by the Buccaneers on September 7, 1986

Selmon's on-the-field contributions were equaled only by his incredible generosity off the field. He was a perennial contender for the NFL Man of the Year and the Byron "Whizzer" White Award for humanitarian



service. Following his retirement, Selmon remained highly visible, occupying a seat on the board of the Tampa Sports Authority and taking on responsibility of building the University of South Florida's football program. Selmon served as Associate Athletic Director at USF from August of 1994 until being named Athletic Director in June 2001. He held that spot until 2004 and was entrusted with the primary task of procuring funds for the University's successful efforts to form a football team.

In a heartbreaking turn for the entire Bay area, Selmon passed away on September 4, 2011, surrounded by family and friends, two days after suffering a stroke at the age of 56.

Selmon was born in Eufaula, Oklahoma and was the youngest of nine children, including his brother, Dewey, who played for the Buccaneers from 1976–80, and Lucious, who coached for the Jacksonville Jaguars. Selmon is survived by his wife, Claybra, and the couple's three children: Brandy, Lee Roy, Jr. and Christopher.

BUCCANEERS STATISTICS

YEAR	TEAM	G-S	TOTAL TACK.	FUM. REC.	FUM. FOR.	QB SACK
1976	Tampa Bay	8-6	24	0	0.0	5.0
1977	Tampa Bay	14-14	110	2	5.0	13.0
1978	Tampa Bay	14-14	92	0	2.0	11.0
1979	Tampa Bay	16-16	117	2	3.0	11.0
1980	Tampa Bay	16-16	97	2	4.0	9.0
1981	Tampa Bay	14-13	73	0	5.0	6.5
1982	Tampa Bay	9-9	58	1	2.0	4.0
1983	Tampa Bay	14-13	71	1	3.0	11.0
1984	Tampa Bay	16-16	100	2	4.5	8.0
9-YEAR TOTALS		121-117	742	10	28.5	78.5

63 SELMON

JOHN MCKAY

John McKay, known for his unprecedented success on the football field and his wit off of it, died on Sunday, June 10, 2001, at the age of 77, from kidney failure due to complications from diabetes. With his passing, the Buccaneers family lost the man who led the franchise from its very beginning.

On December 5, 2010 during halftime of the Buccaneers' game against the Atlanta Falcons, McKay became the second inductee into the team's Ring of Honor. McKay spent more than 25 years overall as a head coach on the collegiate and professional level. The legendary coach compiled an overall head coaching record of 171-128-9 (.572). In 25 seasons as a head coach, McKay's teams won a college conference or professional division championship 11 times and advanced to postseason play on 12 occasions.


McKay was named the first head coach in Buccaneers history on October 31, 1975. He coached the Buccaneers for nine seasons (1976-84) and compiled a 44-88-1 record. In just the franchise's fourth season (1979), he led Tampa Bay to an NFC Central Division championship, a playoff win over Philadelphia and the club's first appearance in the NFC Championship Game. McKay also coached the first Hall of Famer in Buccaneers history, DE Lee Roy Selmon, the team's first overall draft pick in 1976.

In just the franchise's fourth season (1979), McKay led Tampa Bay to an NFC Central Division championship, a playoff win over Philadelphia and the club's first appearance in the NFC Championship Game.

He guided the Buccaneers to consecutive playoff appearances in 1981 and 1982. McKay then led Tampa Bay to its second NFC Central Division championship in 1981. He was a part of the franchise's inaugural win, a 33-14 victory over New Orleans on December 11, 1977. He later served as Team President during the '85 season.

Prior to joining Tampa Bay, McKay coached at the University of Southern California for 16 seasons, from 1960-75. He led the Trojans to four national championships and a 127-40-8 record (.760). McKay coached 40 first-team All-Americans during his 16 years.

In only his third season as head coach at USC in 1962, McKay guided the Trojans to his first national crown. He followed by capturing national championships in the 1967, 1972 and 1974 seasons. His four national titles ranks tied with Notre Dame's Frank Leahy for second all-time, trailing only Alabama's Paul "Bear" Bryant's six championships. In addition, his resume at USC includes three undefeated seasons, nine conference championships,



eight Rose Bowl appearances (including five victories), 14 consecutive winning campaigns and two National Coach of the Year honors (1962 and 1972). He also tutored two Heisman Trophy winners in Mike Garrett (1965) and O.J. Simpson (1968). During his last four seasons at USC (1972-75), he also served as the school's athletic director.

McKay served as an assistant at USC in 1959 before being named the Trojans' head coach in 1960. He was also an assistant coach at Oregon from 1950-1959. McKay played one season as a defensive back at Purdue before transferring to Oregon, where he lettered for three seasons and earned All-American honorable mention and All-Coast first-team honors. Prior to attending college, he served in the Army Air Corps in World War II. McKay was inducted into the College Football Hall of Fame in 1988 and into the Rose Bowl Hall of Fame in 1991. He was also a member of the 1994 inaugural class of USC's Athletic Hall of Fame.

McKay was born in Everettville, West Virginia. He attended Shinnston High School (WV), where he was an all-state running back and a star guard in basketball.

He and his wife, the late Corky (formerly Nancy Jean Hunter), had four children: John, Rich, Michele, and Terri. Rich now serves as President of the Atlanta Falcons after nine seasons (1995-03) as Tampa Bay's General Manager. John served as General Manager of the 2001 NFL Champion Los Angeles Xtreme and also played wide receiver for USC from 1972-74 and for Tampa Bay from 1976-78.



JIMMIE GILES

The third inductee into the Buccaneers' Ring of Honor and first offensive addition, Jimmie Giles was instated on December 4, 2011, during halftime of the Buccaneers' game against the Carolina Panthers.

Acquired from Houston in a trade prior to the 1978 NFL Draft, Giles quickly emerged as a standout player, earning honorable mention All-Pro by Sports Illustrated in 1979 and by the Associated Press in 1985, while earning various All-NFC honors from 1979-82. Following the 1980 season, he also became the first offensive Pro Bowl player in franchise history. He remained the only offensive player to represent the team at the league's annual all-star game following the 1981 and 1982 seasons, until running back James Wilder joined him in 1984. Giles then made his fourth Pro Bowl trip in 1985, and, to that point in team history, only DE Lee Roy Selmon had been to the Pro Bowl more frequently.

Giles' four Pro Bowl selections remain the second-highest total among offensive players in franchise annals, trailing only the six trips made by fullback Mike Alstott between 1997 and 2002. Giles is still the only Buccaneer tight end to be selected to the game.

Giles became the first-ever offensive Buccaneer to be selected to a Pro Bowl, as he went on to earn four total trips in his career

A naturally-gifted athlete who was selected by the Los Angeles Dodgers in the 12th round of the 1976 MLB draft, Giles possessed a combination of size and speed that was unusual at his position in the '70s and '80s. Though he stood 6-3 and weighed close to 250 pounds, Giles was known for stretching the field, as evidenced by his impressive career average of 15.4 yards per reception. In 1980, Giles not only led all NFL tight ends with 602 yards on 33 catches, but he was one of the league's best downfield threats, period. Among all players with at least 25 receptions, that season, Giles led the league with 18.2 yards per grab.



Giles' other noteworthy career trend was his nose for the end zone. Along with a franchise mark of 34 touchdown receptions during his time in Buccaneers orange, the gregarious tight end also owns the team record for most touchdowns of any kind in a single game, racking up four scoring catches in a 1985 shootout against the Miami Dolphins. The resulting 24 points Giles recorded in that contest is also a Buccaneer single-game record.

After a nine-year career with the Buccaneers (1978-86), Giles still ranks eighth in receptions (279), third in receiving yards (4,300) and first in receiving touchdowns (34) all-time in franchise history, as well as ranking first in each respective category among tight ends. Giles additionally continues to ranks highly among single-season leaders by a tight end in team history, with two of the top five seasons in receiving yards and receptions, and three of the top five seasons in touchdown receptions, including the top mark of eight in 1985.

BUCCANEERS STATISTICS

YEAR	TEAM	G-S	RECEIVING				
			NO	YDS	AVG.	LG	TD
1978	Tampa Bay	16-10	23	324	14.1	38	2
1979	Tampa Bay	16-16	40	579	14.5	66t	7
1980	Tampa Bay	16-15	33	602	18.2	51	4
1981	Tampa Bay	16-16	45	786	17.5	81t	6
1982	Tampa Bay	9-9	28	499	17.8	48	3
1983	Tampa Bay	11-9	25	349	14.0	80	1
1984	Tampa Bay	14-14	24	310	12.9	38	2
1985	Tampa Bay	16-16	43	673	15.7	44	8
1986	Tampa Bay	7-7	18	178	9.9	20	1
9-YEAR TOTALS		121-112	279	4,300	15.4	81	34



PAUL GRUBER

In June 2012, the Buccaneers announced the name of the man who would be the fourth member of the team's Ring of Honor: Paul Gruber.

Gruber joined Hall of Fame DE Lee Roy Selmon, Head Coach John McKay and TE Jimmie Giles in receiving the highest honor the franchise can bestow, as he was inducted during Tampa Bay's Week 6 matchup against the Kansas City Chiefs.

Gruber was a fixture at left tackle for the Buccaneers, spending his entire 12-year career with the team and starting in all of the 183 games that he played.

Gruber is one of the most decorated players in team history, having been named a two-time team MVP (Tampa Sports Club, 1992; local media, 1994), the team's Ed Block Courage Award winner (1995), first-team All-Pro (USA Today, 1996), two-time second-team All-Pro (College and Pro Football Newsweekly, 1990; Associated Press, 1992), two-time All-NFC selection (United Press International, 1989; Football News, 1990) and a Pro Bowl alternate in 1997.

Born in the small town of Prairie du Sac, Wisconsin, Gruber was recruited to the University of Wisconsin as a tight end. Then-head coach, Ron McBride, convinced Gruber to transition to the offensive line after the latter first was placed on the defensive line. His coach's suggestion proved to be the right one, as Gruber's talent for the offensive line led to him being selected by the Buccaneers in the first round (4th overall) of the 1988 NFL Draft.

Gruber opened his NFL career with a remarkable string of 4,850 consecutive snaps (1988-92). He also played the entire 1989 campaign without a single holding penalty, and was instrumental in helping the 1999 Buccaneers win a division title, which was the team's first in 18 years.



Although a broken leg in the 1999 regular-season finale prevented him from playing with his teammates in that playoff game he had helped earn, Gruber's maturity and leadership remained unmatched.

His reputation both on the team and with the local media was one of a quiet, hardworking leader. He became a dependable force to be reckoned with on the field, and a calming presence in the locker room, even during some of Tampa Bay's down seasons.

Today, Gruber resides in Colorado with his wife, Brenda, and the couple's three children: Blake, Chase, and Ashlyn.

CAREER STATISTICS

YEAR	TEAM	G-S
1988	Tampa Bay	16-16
1989	Tampa Bay	16-16
1990	Tampa Bay	16-16
1991	Tampa Bay	16-16
1992	Tampa Bay	16-16
1993	Tampa Bay	10-10
1994	Tampa Bay	16-16
1995	Tampa Bay	16-16
1996	Tampa Bay	13-13
1997	Tampa Bay	16-16
1998	Tampa Bay	16-16
1999	Tampa Bay	16-16
12-YEAR TOTALS		183-183

74 GRUBER

WARREN SAPP

2013 marked a momentous year for Warren Sapp, one of the greatest players in Buccaneers history.

On February 2, he was selected as a first-ballot inductee into the Pro Football Hall of Fame. Three months later, on May 2, Tampa Bay announced that not only would Sapp be the club's 2012 Ring of Honor pick, but that the team would also officially retire his iconic No. 99 jersey.

Warren Sapp was selected as a first-ballot Hall of Famer in 2013, joining Lee Roy Selmon and becoming the second Buccaneers representative to achieve that honor.

Sapp was drafted by the Buccaneers in the first round (12th overall) of the 1995 NFL Draft. He played nine years with Tampa Bay, appearing in 140 games and starting 130, while also starting each of his nine postseason contests. He continued his playing career playing four seasons with the Oakland Raiders, and retired having played 198 career games with 188 starts, recording career totals of 695 tackles, 96.5 sacks, four interceptions with one touchdown, 26 passes defended, 20 forced fumbles and 12 fumble recoveries.

An integral cog in one of the league's top defenses of the late 1990s and early 2000s, Sapp helped lead the 2002 Buccaneers to a world championship in Super Bowl XXXVII. He earned numerous other accolades, including seven Pro Bowl nods, four first-team All-Pro nominations, two second-team All-Pro nominations, NFL Defensive Player of the Year honors, and was twice named to the NFL All-Decade Team.

Sapp's 96.5 sacks stands as the second-most by an interior lineman in league history and he is often credited for having helped revolutionize the defensive tackle position. He set Tampa Bay's single-season record with his 16.5 sacks in 2000, the third-highest total ever recorded by a defensive tackle. In each of his last seven seasons with the Buccaneers, the team's defense ranked in the league's Top 10.



Prior to drafting Sapp, the Buccaneers had suffered through 12 consecutive losing seasons. By his third year, Tampa Bay was appearing in the postseason and, over the next seven years, the team never had a losing record, made the playoffs six times and won Super Bowl XXXVII.

Sapp's career was headlined by his incredible passion, overwhelming talent and legendary personality. He led the Tampa Bay defense with intense devotion and leadership, and his fervor was evident to everyone who watched him play.

Sapp played three seasons at the University of Miami, foregoing his senior season to enter the NFL Draft. As a Hurricane, he recorded 176 tackles, 19.5 sacks, five passes defended, four forced fumbles and four fumble recoveries. He won the Lombardi Trophy for the nation's top lineman/linebacker and was a finalist for the Outland Trophy for the nation's top interior lineman.

CAREER STATISTICS

YEAR	TEAM	G-S	TOTAL TACK.	FUM. REC.	FUM. FOR.	QB SACK
1995	Tampa Bay	16-8	27	0	1.0	3.0
1996	Tampa Bay	15-14	51	1	1.0	9.0
1997	Tampa Bay	15-15	68	1	3.0	10.5
1998	Tampa Bay	16-16	59	1	2.0	7.0
1999	Tampa Bay	15-15	54	2	3.0	12.5
2000	Tampa Bay	16-15	76	1	1.0	16.5
2001	Tampa Bay	16-16	53	2	2.0	6.0
2002	Tampa Bay	16-16	78	1	1.0	7.5
2003	Tampa Bay	15-15	58	0	2.0	5.0
2004	Oakland	16-16	42	2	0.0	2.5
2005	Oakland	10-10	32	0	1.0	5.0
2006	Oakland	16-16	47	0	1.0	10.0
2007	Oakland	16-16	50	1	2.0	2.0
13-YEAR TOTALS		198-188	695	12	20.0	96.5

99 SAPP

DERRICK BROOKS

Derrick Brooks, a first-ballot Class of 2014 selection to the Pro Football Hall of Fame, joined the Buccaneers Ring of Honor in 2014.

Drafted as a first-round pick (28th overall) in the 1995 NFL Draft, Brooks entered the league alongside Warren Sapp, the first-rounder the Buccaneers had selected 12th overall. The two players would both go on to dominate at their respective positions, combining their prowess to turn the Tampa 2 into one of the most dominant defenses in NFL history.

Brooks spent 14 seasons with Tampa Bay, redefining the linebacker position on his way to becoming one of the most decorated Buccaneers of all time, and one of the most respected players across the NFL.

He played in 224 games with 221 starts, both marks standing as second-most in team history, and recorded a franchise-record 2,198 tackles, along with 25 interceptions, 13.5 sacks, 135 passes defended, 25 forced fumbles, and four fumble recoveries. Brooks' seven defensive touchdowns rank second in team history, behind only defensive back Rondé Barber, and he is the only non-defensive back to crack the Top 5 in the team's career interception list.

.....

Brooks proved to be exceptional both on and off the field, earning some of the NFL's most revered awards for his play and his volunteerism.

.....

Brooks earned accolade after accolade during his playing years, being selected as an All-Pro by the Associated Press nine times and totaling franchise-best 11 Pro Bowl berths. In 2002, he was named AP Defensive Player of the Year.

He is also responsible for one of the standout plays in Buccaneer history: a 44-yard interception returned for a touchdown that sealed Tampa Bay's 48-21 victory in Super Bowl XXXVII.

However, beyond Brooks' impact on the field, he was - and continues to be - a difference maker in the Bay Area community. Among his many philanthropic honors, Brooks was co-recipient of the 2000 Walter Payton/NFL Man of the Year and received both the 2003 Bart Starr Award and the 2004 Byron "Whizzer" White Award, some of the most revered honors in the league.



Always a strong proponent of education, Brooks dedicated himself both during his career and following his retirement to filling the needs of students, which began with his The Brooks Bunch program, which served as a cornerstone of his community involved and led the way for the formation of Derrick Brooks Charities, Inc.

Brooks also helped found the Brooks-DeBartolo Collegiate High School; a Hillsborough County sponsored charter high school that currently enrolls over 400 students and serves as the only traditional charter high school in the Bay Area.

A standout player at Florida State University, Brooks was a four-year letterwinner and first-team All-American and All-Atlantic Coast Conference selection. His career statistics include 274 tackles, five interceptions, 8.5 sacks, 13 passes defended, four forced fumbles and three fumble recoveries.

In addition to his selection to the Ring of Honor, Brooks was also inducted into the Pro Football Hall of Fame in 2014, the third Buccaneers player to be enshrined in Canton.

CAREER STATISTICS

YEAR	TEAM	G-S	TOTAL TACK.	INT.	SACKS	PD	FUM FOR.
1995	Tampa Bay	16-13	80	0	1.0	4	2
1996	Tampa Bay	16-16	133	1	0.0	12	1
1997	Tampa Bay	16-16	182	2	1.5	10	1
1998	Tampa Bay	16-16	189	1	0.0	5	2
1999	Tampa Bay	16-16	180	4	2.0	20	2
2000	Tampa Bay	16-16	179	1	1.0	11	5
2001	Tampa Bay	16-16	165	3	0.0	11	1
2002	Tampa Bay	16-16	170	5	1.0	15	0
2003	Tampa Bay	16-16	151	2	2.0	9	3
2004	Tampa Bay	16-16	172	1	1.0	6	3
2005	Tampa Bay	16-16	174	1	3.0	15	1
2006	Tampa Bay	16-16	150	3	3.0	7	0
2007	Tampa Bay	16-16	162	0	0.0	2	3
2008	Tampa Bay	16-16	111	1	0.0	8	1
14-YEAR TOTALS		224-221	2,198	25	13.5	135	25

MIKE ALSTOTT

Mike Alstott was selected as one of two inductees into the Buccaneers Ring of Honor in 2015, along with former quarterback Doug Williams.

Alstott came to Tampa Bay as a second-round selection (35th overall) out of Purdue in the 1996 NFL Draft and quickly rose to acclaim as one of the league's most powerful, punishing rushers, running with a hard-nosed style that earned him the nickname 'A-Train.'

A six-time Pro Bowl selection – a franchise record for an offensive player – and four-time Associated Press All-Pro honoree, Alstott is the Buccaneers' all-time leader in touchdowns (71) and rushing touchdowns (58). He ranks second in franchise annals with 5,088 rushing yards, second in yards from scrimmage (7,372), fourth in receptions (305), and seventh in games played (158).

Alstott's bruising running style and not-to-be-denied goal-line carries made him a legend in the Bay Area and throughout the league.

In eight of his 11 seasons, Alstott led or tied the team lead in rushing touchdowns, recording a career-best 10 in 2001 and twice rushing for three touchdowns in a single game (vs. Minnesota, 10/28/2001; at Cincinnati, 12/27/1998). He recorded seven 100-yard rushing games during his career.

In addition to the accolades he earned during the regular season, Alstott also holds a decorated place in Buccaneers postseason lore. He was a member of six playoff teams and played in 10 postseason contests, both tied for second-most in franchise history behind only Derrick Brooks, and the most ever by an offensive player.

Alstott was part of five Buccaneer playoff victories, tied for a franchise best, while his 341 rushing yards are also the most in club history. Alstott's seven postseason touchdowns, all rushing, are five more than any other player in team history. Four of those scores came en route to the Super Bowl XXXVII title in San Diego following the 2002 season. Alstott also ranks third in postseason receptions (21) and fourth in postseason receiving yards (161).



During his career, Alstott was an active community supporter and his dedication to civic duty only increased since his retirement. During the 2007 offseason, Alstott and his wife Nicole formed the Mike Alstott Family Foundation, with the goal of assisting and uplifting the minds, hearts and spirits of families and children on their way to realizing their full potential through various events, assistance programs and celebrations.

Since the formation of his foundation, Alstott and his family have been involved in organizing and helping carry out numerous outreach events, including frequent programs with All-Children's Hospital; partnering with Big Brothers and Big Sisters; raising funds for the Angelus House, a home for children with disabilities; and special events catered to serving the area's foster children.

Alstott currently serves as the head football coach at Northside Christian School in St. Petersburg, Florida.

CAREER STATISTICS

YEAR	G-S	RUSHING				RECEIVING			
		ATT	YDS	AVG	TD	NO	YDS	AVG	TD
1996	16/16	96	377	3.9	3	65	557	8.6	3
1997	15/15	176	665	3.8	7	23	178	7.7	3
1998	16/16	215	846	3.9	8	22	152	6.9	1
1999	16/16	242	949	3.9	7	27	239	8.9	2
2000	13/13	131	465	3.5	5	13	93	7.2	0
2001	16/16	165	680	4.1	10	35	231	6.6	1
2002	16/9	146	548	3.8	5	35	242	6.9	2
2003	4/3	27	77	2.9	2	10	83	8.3	0
2004	14/11	67	230	3.4	2	29	202	7	0
2005	16/7	34	80	2.4	6	25	222	8.9	1
2006	16/15	60	171	2.9	3	21	85	4	0
2007									
Injured Reserve									
12-YEAR TOTALS	158/137	1,359	5,088	3.7	58	305	2,284	7.5	13

DOUG WILLIAMS

Doug Williams was selected as one of two inductees into the Ring of Honor in 2015, along with former fullback Mike Alstott.

Williams joined the Buccaneers as the team's first-round draft choice (17th overall) in the 1978 NFL Draft out of Grambling State and was immediately saddled with the hopes of a struggling franchise searching for a long-term solution at the quarterback position.

Taking over the reins of a team that had won two games combined in its first two NFL seasons, Williams' rookie year led to 10 starts and four wins. He would then start every game over the next four seasons and, in his sophomore season, he engineered one of the most unforeseen success stories of the era when he led the Buccaneers to the 1979 NFC Central Division crown and a berth in the NFC Championship Game.

Williams also took the Buccaneers to a division title in 1981 and led his team to a record above .500 in three of his final four seasons (1979, 1981-82) as Tampa Bay's quarterback. In comparison, from 1976-96, without Williams under center, the franchise did not register another winning season.

.....

Leading Tampa Bay to its first three playoff appearances - including all the way to the NFC Championship Game in 1979 - Williams made an indelible mark on the Buccaneers franchise.

.....

In that four-year stretch from 1979-82, Williams started all of the team's 57 regular season games and three playoff contests. Among his peers during that span, Williams ranked seventh in passing yards (11,369), 10th in touchdown passes (66), and seventh in lowest interception rate (3.8 percent). He also topped all quarterbacks during that period with 856 rushing yards and tied for the most rushing touchdowns with 12.

Williams later played in the USFL (1984-85) before joining the Washington Redskins in 1987, where he won Super Bowl XXII Most Valuable Player honors after leading them to a victory over Denver. The Buccaneers would not reach the playoffs again for a decade and a half, until after the team had been purchased by Malcolm Glazer.



Following his playing career, Williams entered the coaching profession and went on to serve two stints as head coach of his college alma mater (1998-2003, 2011-13), winning four conference championships.

Williams has also served as a personnel executive in NFL front offices, first with the Buccaneers from 2004-10 and currently with the Redskins after being hired in 2014.

Williams is also a member of the Washington Redskins Ring of Fame and was inducted into the College Football Hall of Fame in 2001. As a collegiate player at Grambling, Williams posted a 36-7 record as the starting quarterback and finished fourth in the voting for the Heisman Trophy in 1977.

CAREER STATISTICS

YEAR	TEAM	GP/GS	ATT	CMP.	PCT	YDS	Y/A	TD	INT	RTG
1978	Tampa Bay	10/10	194	73	37.6	1,170	6.0	7	8	53.4
1979	Tampa Bay	16/16	397	166	41.8	2,448	6.2	18	24	52.5
1980	Tampa Bay	16/16	521	254	48.8	3,396	6.5	20	16	69.9
1981	Tampa Bay	16/16	471	238	50.5	3,563	7.6	19	14	76.8
1982	Tampa Bay	9/9	307	164	53.4	2,071	6.7	9	11	69.6
1986	Washington	1/0	1	0	0.0	0	0.0	0	0	39.6
1987	Washington	5/2	143	81	56.6	1,156	8.1	11	5	94.0
1988	Washington	11/10	380	213	56.1	2,609	6.9	15	12	77.4
1989	Washington	4/2	93	51	54.8	585	6.3	1	3	64.1
9-YEAR TOTALS		87/81	2,507	1240	49.5%	16,998	6.8	100	93	69.4

JOHN LYNCH

As one of the most feared safeties of his generation and one of the most impactful figures in Buccaneers history, it was only a matter of time before John Lynch was enshrined in the team's Ring of Honor. Indeed, the elite defender was granted the honor in 2016, and was formally inducted in a halftime ceremony on November 3, 2016 as Tampa Bay faces the Atlanta Falcons on Thursday Night Football.

Lynch came to the Buccaneers as third-round selection (82nd overall) in the 1993 NFL Draft and, upon arriving in Tampa Bay, he joined a team in the midst of some mighty struggles. Despite four consecutive losing seasons to start his career, Lynch, along with teammates and fellow Ring of Honor members Derrick Brooks and Warren Sapp, helped form the foundation that would turn the franchise around.

Lynch dedicated himself to his craft, and his hard work paid off. The defensive back played 15 seasons in the NFL, starting 191 of 224 games for Tampa Bay (1993-2003) and the Denver Broncos (2004-07). He finished his career with 1,277 tackles, 100 passes defended, 26 interceptions, 16 forced fumbles, 13.0 sacks and eight fumble recoveries. He also started all 1 postseason contests in which he appeared, tallying 71 tackles, 12 passes defended and two interceptions.

A captain on the Buccaneers' Super Bowl Championship team in 2002, Lynch's name is still prominent in the team's record book. He ranks fifth in games played (164), sixth in games started (132), fifth in tackles (973) and sixth in interceptions (23). He was selected to five Pro Bowls as a Buccaneer and four as a Bronco, and his nine total appearances in the all-star game are tied for second-most in league history amongst career safeties.

Renowned for his hard-hitting style and fearless demeanor, Lynch set the standard for the safety play in Tampa Bay.

Beyond simply his raw numbers, Lynch was consistently recognized as one of the most cerebral players on the field at any given time. Monte Kiffin nicknamed Lynch "The Closer," after noting the defensive back's penchant for late-game heroics – including an interception that sparked a comeback in the 1999 NFC Divisional Playoff Game against Washington and the pick that sealed Tampa Bay's 38-35 win over St. Louis in a 2000 Monday Night Football contest.



In fact, of his 26 career interceptions, 14 were secured in the fourth quarter and 11 of the 14 came when his team was either up or down by seven points or less. Lynch's talent for securing takeaways at such crucial moments ensured that 21 of his 26 picks helped his team win games.

Lynch made an impact off the field as well. He and his wife Linda formed the John Lynch Foundation in 2000, with a mission to develop quality young leaders through its community initiatives, including the Star of the Month, Lynch Family Legacy Scholarships, Salute the Stars and Lynch's Holiday Party. During his career, Lynch received numerous accolades for his work outside the game, being named a three-time Buccaneers Man of the Year, earning the Byron "Whizzer" White Award in 2006 and the Bart Starr award in 2005, being selected by teammates as the Ed Block Courage Award recipient in 2001 and twice finishing as a finalist for the Walter Payton Man of the Year award, along with numerous other achievements.

Lynch currently serves as the general manager of the San Francisco 49ers, helping guide the team to an NFC Championship in 2019 and 2023. He was inducted into the Pro Football Hall of Fame in 2021.

CAREER STATISTICS

YEAR	TEAM	G-S	TOTAL TACK.	INT.	SACKS	PD	FUM FOR.
1993	Tampa Bay	15-4	13	0	0.0	2	1
1994	Tampa Bay	16-0	15	0	0.0	0	0
1995	Tampa Bay	9-6	37	3	0.0	5	0
1996	Tampa Bay	16-14	74	3	1.0	9	1
1997	Tampa Bay	16-16	75	2	0.0	4	1
1998	Tampa Bay	15-15	55	2	2.0	6	2
1999	Tampa Bay	16-16	68	2	0.5	14	1
2000	Tampa Bay	16-16	66	3	1.0	7	0
2001	Tampa Bay	16-16	70	3	1.0	8	1
2002	Tampa Bay	15-15	50	3	0.0	12	0
2003	Tampa Bay	14-14	60	2	0.5	7	0
2004	Denver	15-15	56	1	2.0	10	3
2005	Denver	16-16	47	2	4.0	8	4
2006	Denver	16-16	64	0	0.0	5	2
2007	Denver	13-12	48	0	1.0	3	0
15-YEAR TOTALS		224-191	1,277	26	13.0	100	16

MALCOLM GLAZER

Malcolm Glazer, who passed away on May 28, 2014, at the age of 85, purchased the team in 1995 for a then-record \$192 million and immediately began one of the most impressive organizational transformations in professional sports. Two years after Glazer's purchase, the Buccaneers broke a 16-year postseason drought in 1997 and would go on to make the playoffs three of the next four seasons.

Determined to turn his team into a Super Bowl champion, Glazer made a bold move that changed the course of the franchise prior to the 2002 season. In a transaction that sent shockwaves throughout the NFL, he hired Jon Gruden away from the Oakland Raiders in exchange for two first-round draft picks, two second-round draft picks and \$8 million in cash. Less than 12 months later, in January 2003, he delivered the fans of Tampa Bay their first major professional world championship with a resounding victory over the Raiders in Super Bowl XXXVII. During his tenure as owner and president from 1995-2013, the Buccaneers earned seven playoff berths, played in two NFC Championship Games and won their first Super Bowl.

During his tenure as owner and president from 1995-2013, the Buccaneers earned seven playoff berths, played in two NFC Championship Games and won their first Super Bowl.

With his first Super Bowl in hand, Glazer set his sights on continued success and that drive led to another significant improvement. On March 17, 2004, the Buccaneers unveiled plans for their new, 136,200 square-foot state-of-the-art training center. The new facility, considered the largest free-standing training structure of its kind in professional sports at the time, opened to rave reviews in August of 2006, following training camp.

Known among his league peers for years as a pioneering thinker, Glazer infused his team and employees with the determination and dedication to be the best in the NFL and that still rings true today. Glazer's commitment to building a championship organization provided the foundation for continued success, on and off the field.



Glazer also left an equally deep and lasting impact as an advocate for the Tampa Bay community. In 1999, he established the Glazer Family Foundation, which has donated millions and reached out to countless thousands in need. He also was a driving force in the negotiations that secured Super Bowls XXXV and XLIII for Tampa. In 2010, Glazer added to his community-driven legacy with the opening of the Glazer Children's Museum in downtown Tampa.

In May 2009, the Glazer family was honored with the prestigious Gonzmart Family Ambassador of the Year Award, as part of the 26th annual National Tourism Week, presented by Tampa Bay & Company. The Ambassador Award was presented to the Glazer Family in recognition of their efforts to help the tourism industry in the Bay area, as well as their impact on the community overall.



TONY DUNGY

Dungy, a 2016 Pro Football Hall of Fame enshrinee, amassed a 54-42 regular season record as head coach of the Buccaneers, posting a franchise-best .563 winning percentage and four playoff appearances.

In 1996, the Glazer Family provided Dungy his first head coaching opportunity on any level after spending the previous 15 seasons as an NFL assistant. In his first season leading the team, Dungy's even-tempered approach and strong leadership guided the team to a 6-10 season which included five wins in the team's last seven games. It would prove to be the only losing campaign in his six seasons as head coach.

By the end of his second season, the transformation was clearly underway as Dungy led Tampa Bay to its first winning record since 1982, earning a playoff berth and delivering Tampa Bay's first playoff victory in 18 years. Prior to the 1997 turnaround, the Buccaneers had lost double-digit games in 13 of the previous 14 seasons. In contrast, Tampa Bay earned four postseason berths in a five-year span under Dungy from 1997-2001, one of only two NFL teams to accomplish that feat, and never posted a season record below .500. The four playoff appearances in Dungy's six seasons (1996-2001) tied for the third-most in the NFL during that span.

Tampa Bay earned four postseason berths in a five-year span under Dungy from 1997-2001, one of the only two NFL teams to accomplish that feat, and never posted a season below .500.

When Dungy brought his defensive expertise to Tampa Bay, he inherited the league's 27th-ranked defense. In his first season, the Buccaneers improved to No. 11 overall. In each of the next five seasons, that unit ranked in the top 10 in the NFL in total defense and points allowed.

Collectively, over Dungy's six-year tenure, the Buccaneers led the NFL on a per game basis in points allowed (17.0), total net yards allowed (286.7) and passing yards allowed (184.1), while allowing the fewest yards per passing attempt (6.14). Dungy's legacy extends beyond statistics and records. Two of his stalwart defensive players, Derrick Brooks and Warren Sapp, became fellow Hall of Fame inductees, while perennial Pro Bowlers John Lynch (2018 finalist), Ronde Barber (2018 semifinalist) and Simeon Rice (2018 semifinalist) remain on the ballot.



Among Dungy's assistant coaches during his Tampa Bay tenure were future NFL head coaches Jim Caldwell, Herman Edwards, Rod Marinelli, Lovie Smith and Mike Tomlin. On February 4, 2007, while head coach of the Indianapolis Colts, Dungy faced off against Smith's Chicago Bears as the two became the first African-American coaches to reach the Super Bowl. Dungy emerged victorious. Two years later, Tomlin followed in his footsteps when he led the Steelers to a Super Bowl XLIII victory.

Beyond the football field, Dungy's impact can be felt by the work he does through the Dungy Family Foundation. Based in Tampa, the charity assists organizations in all the NFL cities where Dungy played or coached – Pittsburgh, Minneapolis, Tampa and Indianapolis – by providing opportunities to those in need through educational, emotional and/or financial support. He also serves as the NFL spokesman for All Pro Dad and is active in Big Brothers Big Sisters and Prison Crusade Ministry, among other philanthropic endeavors.

Since retiring from coaching, Dungy has served as a studio analyst for NBC's Football Night in America and Sunday Night Football since 2009. He has authored numerous books that have earned the distinction of New York Times Best Sellers.

Dungy and his wife, Lauren, are the parents of 10 children and still reside in Tampa.



RONDE BARBER

Barber entered the National Football League as the Tampa Bay Buccaneers' third-round selection (66th overall) in the 1997 NFL Draft, and, over the course of his career, developed into one of the most decorated players in franchise history. He played in 241 games with 232 starts for Tampa Bay – both club records – while also recording a streak of 215 consecutive starts, tied for sixth-longest in NFL history. His 200 consecutive starts at cornerback is the most for that position in league history, and his 240 consecutive games played ranks second among defensive players since 1970.

During his career, Barber racked up 1,428 tackles – second in franchise history, behind only linebacker Derrick Brooks – 28.0 sacks, 47 interceptions, eight interception return touchdowns, 243 passes defended, 15 forced fumbles, 11 fumble recoveries, and six additional touchdowns on fumble returns and blocked/deflected punts. In 2001, Barber led the NFL in interceptions, picking off 10 passes, a Buccaneers single-season record.

Barber is the only player in the history of the NFL to have 25 or more sacks and 40 or more interceptions.

Barber also played in 10 playoff games with nine starts, recording 50 tackles, one sack, two interceptions, one interception return touchdown, 11 passes defended and one fumble recovery. He made one of the most memorable plays in Buccaneers history with his 92-yard interception returned for a touchdown against the Philadelphia Eagles in the 2002 NFC Championship Game, sending the Buccaneers to the team's first-ever Super Bowl appearance and an eventual victory in Super Bowl XXXVII.



Barber is the only player in the history of the NFL to have 25 or more sacks and 40 or more interceptions. His 28.0 sacks are second-most all-time among defensive backs, and the most all-time by a cornerback. He tops the Buccaneers' record book with his nine interceptions returned for touchdowns (including postseason), and his 14 total regular-season return touchdowns put him fourth in NFL history.

Barber's on-the-field numbers earned him a myriad of accolades throughout the years, including five Pro Bowl selections, five AP All-Pro team appointments, and nine Player of the Week awards. Barber was also named to the NFL's 2000s All-Decade Team.

Known for his leadership as much as his play, Barber was selected as a team captain for nine consecutive seasons (2004-12), named Buccaneers Man of the Year in 2006 and voted the team's Ed Block Courage Award winner in 2011. Barber reached the pinnacle after being inducted into the Pro Football Hall of Fame in 2023.

CAREER REGULAR SEASON STATISTICS

YEAR	G-S	TACK.	INT.	PD	SACKS	FF	FR
1997	1-0	3	0	0	0.0	0	0
1998	16-9	68	2	17	3.0	2	0
1999	1-0	74	2	16	1.0	0	0
2000	16-16	97	2	20	5.5	1	1
2001	16-16	91	10	29	1.0	1	1
2002	16-16	95	2	21	3.0	0	0
2003	16-16	111	2	9	1.5	2	1
2004	16-16	111	3	12	3.0	1	2
2005	16-16	120	5	22	2.0	0	1
2006	16-16	108	3	20	0.0	2	0
2007	16-16	87	2	16	1.0	1	2
2008	16-16	100	4	16	2.0	0	1
2009	16-16	93	0	7	2.0	2	1
2010	16-16	102	3	16	1.0	1	0
2011	16-16	77	3	11	1.0	1	1
2012	16-16	91	4	13	1.0	1	0
16-YEAR TOTALS	241-232	1,428	47	245	28.0	15	11

MONTE KIFFIN

Kiffin ranks as the longest-tenured coach in Buccaneers franchise history, having spent 13 seasons with the organization from 1996–2008 under head coaches and fellow Ring of Honor members Tony Dungy (1996–2001) and Jon Gruden (2002–08).

Buccaneers Owner/Co-Chairman Bryan Glazer said: "Monte Kiffin's contributions to building and sustaining one of the most dominant defenses in NFL history were crucial to our franchise's most successful era. Monte worked closely with Tony Dungy and Jon Gruden using his signature defense that became the team's identity and was a key part of winning the Super Bowl. He was an outstanding coach, teacher and leader who consistently got the best out of his players and we eagerly anticipate welcoming him into our Ring of Honor this upcoming season."

Kiffin joined Dungy's coaching staff as defensive coordinator in 1996 and immediately began the process of overhauling the Buccaneers' defense. Kiffin's unit improved from 27th overall the year prior to his arrival to 11th following that first season.

.....

During Kiffin's 13 seasons leading Tampa Bay's defense, the unit ranked in the top 10 in yards allowed 11 times and in points allowed 12 times.

.....

Working alongside Dungy, he helped create and implement the 'Tampa 2' defensive scheme that eventually propelled the Buccaneers to their victory in Super Bowl XXXVII. During Kiffin's 13 seasons leading Tampa Bay's defense, the unit ranked in the top 10 in yards allowed 11 times and in points allowed 12 times. During that same 13-year span, the defense led the league in points allowed per game (17.5), ranked second in takeaways (293) and yards allowed per game (286.8), third in interceptions (249) and 10th in total sacks (503).



Kiffin's units are among the most accomplished in team history. In 1999, the Buccaneers' defense, led by eventual AP Defensive Player of the Year Warren Sapp, held opponents to a franchise record low of only 228 first downs on the way to an appearance in the NFC Championship Game. In 2000, Tampa Bay's 55 sacks established another team record.

In 2002, Kiffin was named the Assistant Coach of the Year by both Football Digest and the Pro Football Writers Association after his defensive unit became the first since the 1985 Chicago Bears to lead the league in points allowed (196), yards allowed per game (252.8) and interceptions (31). The 196 points allowed remains the fewest in a single season in team history and the fifth-fewest allowed in a 16-game season in NFL history.

Under Kiffin's leadership, eight different Buccaneers defensive players made a combined 36 Pro Bowl appearances, while six also earned All-Pro team recognition. In addition to Sapp, Derrick Brooks also earned AP Defensive Player of the Year, following the 2002 season.



BRUCE ARIANS

In March of 2022, Arians concluded a 46-year coaching career, including his last nine leading NFL franchises. With the Buccaneers from 2019–2021, Arians amassed a 31–18 (.633) regular season record and a 5–1 (.833) postseason record, including a victory in Super Bowl LV following the 2020 season. In 2021, he directed Tampa Bay to its first NFC South division title since 2007 and victory in the Wild Card Round. The Buccaneers' 36 combined regular season and postseason victories over the last three seasons are the fourth-most in the NFL.

Buccaneers Owner/Co-Chairman Joel Glazer said: "When Bruce arrived in Tampa Bay three years ago, he spoke about establishing a winning culture and adding another Super Bowl championship for our community. He delivered on both of those promises, and our family is deeply appreciative for all that he has accomplished during his time as our head coach. As impressive as his coaching accomplishments have been, his legacy will live on through the doors of opportunity that he has opened for minority coaches and women in football. We support Bruce's decision to transition from the sidelines and look forward to continuing to lean on his vast football knowledge and experience well into the future. On behalf of all Buccaneers fans, I would like to thank Bruce for all that he has done for this franchise and our community."

Arians is Tampa Bay's all time leader in regular season and postseason win percentage.

Arians is a two-time Associated Press NFL Coach of the Year, winning the award following the 2012 season with the Indianapolis Colts and the 2014 season with the Arizona Cardinals. Including his 9–3 record as interim head coach of Indianapolis in 2012, Arians' .635 winning percentage (89–51–1) ranks eighth among coaches who have coached at least 100 games in the Super Bowl era.



Arians is Tampa Bay's all-time leader in regular season and postseason winning percentage, while his .619 regular season winning percentage as head coach of the Arizona Cardinals is the best in that franchise's history. He joins Bill Parcells, Andy Reid and Marty Schottenheimer as the only coaches during the Super Bowl era to hold that distinction for two organizations.

Buccaneers General Manager Jason Licht said: "I consider Bruce a dear friend and loved working side-by-side with him in a head coach-general manager capacity," Licht said. "I am really proud of what we have been able to accomplish. Bruce established a culture here that set the foundation for a Super Bowl championship. In my opinion, he is a Hall of Fame coach, so it is difficult for our football team to lose that type of leader. However, I am excited to have him continuing his contributions to our franchise in his new capacity."

During Arians' tenure, Tampa Bay led the NFL in points scored (29.8 per game), passing yards (300.0 per game), passing touchdowns (118), completions (1,284), and passing first downs (755), ranked third in total yards (396.2 per game), fourth in first downs (22.9 per game), and seventh in sacks allowed (92).



RAYMOND JAMES STADIUM

An instantly-recognizable Tampa Bay landmark, Raymond James Stadium includes some of the most unique stadium features in the world. It is a blend of modern design, classic appointments, state-of-the-art technology and historic influences that creates one of the most exciting and enjoyable game atmospheres in the NFL.

The stadium, which opened to rave reviews for the 1998 season, just underwent a multi-phase renovation. The first stage of this project was completed in 2014 and encompassed a complete redesign of the main level concession locations. The second phase was completed for the Buccaneers' 2016 season and was highlighted by the installation of new, state-of-the-art HD video boards in each end zone and four HD tower video displays in each corner of the lower bowl, giving the stadium a total video display area in excess of 30,000 square feet – at the time, the third-largest in the NFL. Also included was a new, comprehensive sound system and concessions upgrades, in addition to the renovation of all luxury suites. The third phase of renovations, which was completed in time for the team's 2017 season, included a completely redesigned West Stadium Club, a new, 10,000 square-foot team retail store, expansion of the highly successful Hall of Fame Club, and an expansive new home team locker room. The most recent phase of renovations included a complete renovation of the East Stadium Club along with the opening of a new premium sports bar and restaurant named Bar 76 in the East Club atrium entrance.

Some of the stadium's most recognizable features include:

BUCCANEER COVE

Located in the north end zone of the stadium, Buccaneer Cove encompasses 20,000 square feet and runs the entire length of the end zone concourse. The Cove features a weathered, two-story fishing village facade from which a wide variety of stadium concessions, ranging from standard fare to more authentic Tampa items, are offered. Scattered throughout the area are a variety of beach hut kiosks offering additional concessions.

The centerpiece of Buccaneer Cove is the 103-foot long Pirate Ship, an authentic replica of an early 1800s vessel and arguably one of the most recognizable stadium features in the world.

The most menacing aspect of the Pirate Ship is its massive 9'x7' skull and crossed swords facing the playing field, which features huge, glowing red eyes and a mouth that breathes smoke. Additionally, eight cannons celebrate player introductions, trips inside the red zone and Buccaneers touchdowns by releasing thundering cannon fire and smoke. It is manned by a 30-plus person crew which is responsible for Pirate Ship pyrotechnics, launching t-shirts and tossing out beads to fans throughout the game.

The Ship's dock serves as an entertainment area from which patrons enjoy one of the most unique views in the National Football League. Adding to the festive atmosphere is a larger-than-life interactive talking parrot that sits perched at the Ship's stern.

All areas of Buccaneer Cove and the Ship's facilities are ADA disabled ramp accessible so that all fans can benefit from this unique setting. With a full menu of food and beverages, plentiful facilities and an excellent view of the action on the field, Buccaneer Cove is as animated as the 19th-century pirate village after which it is modeled.



Massive enough to be a striking image from any spot in the stadium, the majestic Pirate Ship looms out over the crowd in the north end zone.

• Ship Length	103'
• Ship Weight	43 tons
• Ship Height	78'
• Bow Detail	9'x7'
• Ship Width	32'
• Swords	16' each

The Pirate Ship was constructed over a two-month period using, among others, the following materials:

- 5.5 tons of concrete
- 14 tons of steel
- 700 yards of sails
- 1 mile of rigging
- 300 feet of rope
- 60 gallons of paint
- 64,000 linear feet of wood trim

ADVENTHEALTH TRAINING CENTER



The Buccaneers make their home at AdventHealth Training Center, a training facility and team operations center that opened in 2006 and is located mere blocks from Raymond James Stadium.

The 136,320-square-foot complex is complete with every amenity and advancement necessary to operate on the highest level, and is a combination of function, style and space. No effort was spared in its creation, from the towering steel-and-glass football entrance to the meticulously kept practice fields.

AHTC, as it is commonly called, houses both all team, coaching and front office areas, as well as the team's business operations center.

Below is a closer look at some of the headquarters' features that players utilize on a daily basis.

LOCKER ROOM

The locker room at AdventHealth Training Center covers 6,600 square feet and is an open design that gives a spacious feel. The lockers are four feet across and oak paneled, with drawers, shelves and hooks for storage of all equipment, though some players keep their areas more organized than others! The locker room also includes a large shower and restroom area, complete with a steam room and sauna.

INDOOR FACILITY

In addition to the main facility, the new state-of-the-art indoor practice facility was completed prior to the 2017 season. The 100,000-square-foot facility features a full-sized FieldTurf playing surface, has an indoor clearance of 96 feet and seating for up to 3,500 guests.

The space is used frequently for walkthroughs, practices, select training camp viewing sessions and several other major events hosted at AdventHealth Training Center over the course of the year. The facility provides players and coaching staff members with the luxury of escaping Florida's extremely hot and humid conditions and avoid missed practices due to inclement weather.



ADVENTHEALTH TRAINING CENTER

TRAINING ROOM

The Buccaneers' training room, under the direction of Head Athletic Trainer Bobby Slater, offers a complete center to cater to the health and well-being of the team.

The training room includes a main space filled with taping tables and related equipment, an expansive rehab area, and a large physician's room, allowing the club's attending physician the ability to see a player privately.

Furthermore, players who need aquatic rehab can do it on site in the popular hydro room, which contains three large tubs: one for cold soaks, one for hot soaks and one for aquatic rehab. The rehab pool is deep enough to submerge a player chest deep and it is equipped with underwater rails and a floor that rolls like a treadmill, giving injured players the best chance to fully recover.



WEIGHT ROOM

The weight room at AHTC is contained in its own separate building, covering 9,353 square feet of space and connected to the east end of the main building by a stylized breezeway.


There are 60-70 different types of machines and countless free weights. The large racks along the front row are big enough for players to work back-to-back, which means there is never a wait for weightlifting. And the machines are specific enough to bend to the need of any player on the team.

The weight room is outfitted with an impressive sound system and the wall that faces the practice fields is made up of six large garage-style doors that can be rolled up to let in the outside air during the nicer portions of the year as well as the hot summer months to prepare for the game in the Florida heat. There is a strong air-conditioning system for the Tampa summers, of course, but, even so, the room's many windows keep the room bright and inviting.

TEAM AUDITORIUM AND POSITION ROOMS

Each day, players and coaches take part in a team meeting, where the head coach addresses the entire group. This takes place in the spacious team auditorium, which is comprised of a large stage surrounded by

stadium-style seating, each large chair complete with a desktop to allow players to take notes. From the stage, coaches can roll game or practice film on a large projection screen to discuss with the team highlights or areas that need improvement. The rich wood paneling behind the stage features a giant carved Buccaneers logo.



When it comes time to go over details position-by-position, coaches and players can break out into their own individual position meeting rooms.

Each meeting room looks like a plush, state-of-the-art classroom, with the expected desks and whiteboards, but also a command station for the coaches, with a video and computer system that allows the coaching staff or players to access a vast array of video cutups from practice sessions,

Buccaneers games or opponent games. This system includes every game played in the NFL over the last five years, cut up by play so that the data can be assembled in any way the coach wishes. Want to see what the Carolina Panthers have done on every third-and-seven over the last four years? Just a few well-informed keystrokes and you have your digital highlight reel.

The same is true of practice, thanks to the swift work of Video Director Brett Greene's crew. Every practice is shot by several 8K Solutions cameras located around the practice field. During and immediately after each workout, that footage is entered into the system and broken down by play. A coach can walk in off the field, head to his office on the second floor and immediately begin sorting out the footage he wants. Within minutes, he can use it as a teaching tool with his players.

AdventHealth Training Center consists, of course, of more than just these highlighted features. It goes beyond to a high-tech and expertly maintained practice field system, a well-stocked scouting area and a comfortable media studio for press conferences and workroom for local press.

What is AHTC's best feature? That's different for virtually every player, coach and staff member who works within its walls, but suffice to say that there are many, many correct answers.

SUPER BOWLS IN TAMPA

SUPER BOWL LV

In a dominating performance at Raymond James Stadium, the Tampa Bay Buccaneers defeated the Kansas City Chiefs, 31-9, to claim the Lombardi Trophy, becoming the first team in NFL history to win a Super Bowl in its home stadium. The Tampa Bay defense became just the fifth in Super Bowl history not to allow a touchdown. Trailing 3-0 in the first quarter, Tom Brady found Rob Gronkowski for an 8-yard touchdown pass to give Tampa Bay a lead which it would never surrender. The Buccaneers were stopped on the goal line on their next possession, but followed it up with three consecutive touchdown drives. Gronkowski hauled in a 17-yard pass from Brady to score his second touchdown of the game, putting his name next to Jerry Rice as the only players in NFL history with two-or-more touchdown receptions in multiple Super Bowls.



With 1:01 remaining in the opening half, the Buccaneers took advantage of a penalty-aided drive that resulted in a 1-yard touchdown reception for Antonio Brown with just six seconds before halftime, giving Tampa Bay a 21-6 advantage at the break. The Chiefs were able to get a field goal on their first drive of the second half, but that would mark the final points of the ballgame for Kansas City. The Buccaneers immediately responded with a Leonard Fournette 27-yard touchdown run followed by a 52-yard Ryan Succop field goal to push the lead to 31-9. The second half continued to be dominated by the Buccaneers defense, which consistently put pressure on put pressure on Chiefs quarterback Patrick Mahomes.



Tampa Bay's defense recorded a pair of second-half interceptions - one from Devin White and one from Antoine Winfield Jr. Winfield became just the seventh rookie in NFL history with an interception in the Super Bowl. Collectively, the Buccaneers defense racked up nine quarterback hits in the game, which were tied for the fourth-most in a Super Bowl since QB hits became regularly tracked in 2006. Shaquil Barrett had four quarterback hits alone, tying for the second-most by an individual player in that span. Brady won Super Bowl MVP honors for the fifth time in his career, throwing for 201 yards and three touchdowns to earn a 125.8 passer rating. He moved to 7-3 in his career in Super Bowls - the most wins ever by any player in league history. The Super Bowl victory was the eighth consecutive win for the Buccaneers dating back to the regular season, the longest winning streak in team history.

SUPER BOWL XLIII

On February 1, 2009, the Pittsburgh Steelers defeated the Arizona Cardinals 27-23 in dramatic fashion before 70,774 at Raymond James Stadium securing sole possession of the record for most Super Bowl wins with six.

Pittsburgh outgained Arizona 158 to 102 yards in the first half of Super Bowl XLIII, jumping to a 17-7 lead at halftime, aided by LB James Harrison's Super Bowl record 100-yard interception return for a touchdown, the longest scoring play in Super Bowl history. Harrison, the 2008 Defensive Player of the year, totaled four tackles, one pass defended, two quarterback hurries and one interception. Trailing 20-7 at the start of the fourth quarter, Arizona scored 16 unanswered points, including WR Larry Fitzgerald's 64-yard touchdown reception to take a 23-20 lead with 2:37 remaining in the game. The Steelers marched 78 yards to score on WR Santonio Holmes' six-yard game-winning touchdown catch with 35



seconds left. Holmes finished the game with nine receptions for 131 yards and one touchdown, including four receptions for 71 yards on the final drive, earning him Super Bowl MVP honors. Steelers QB Ben Roethlisberger recorded 256 yards passing on 21-of-30 attempts including one interception and the game-winning touchdown pass. The Cardinals were led by QB Kurt Warner, who completed 31-of-43 pass attempts for 377 yards, three touchdowns and one interception. Warner connected with WR Anquan Boldin for a team-high eight receptions for 84 yards, while Fitzgerald led the team with 127 yards receiving on seven receptions, including two touchdowns.

Approximately 98.7 million people watched Super Bowl XLIII, making it then the most watched Super Bowl ever.



SUPER BOWL XXXV

On January 28, 2001, the Baltimore Ravens defeated the New York Giants 34-7 before 71,921 at Raymond James Stadium. The Ravens' suffocating defense allowed the Giants just 152 total yards and did not permit an offensive touchdown en route to winning Baltimore its first championship in team history.

LB Ray Lewis, named the 2001 Defensive Player of the Year, totaled three tackles, two assists and four passes defended against the Giants, while being named the Most Valuable Player of Super Bowl XXXV.

Former Buccaneer QB Trent Dilfer led the Ravens to their first score with a 38-yard touchdown pass to WR Brandon Stokley to give the Ravens a 7-0 first quarter lead. Dilfer later set up a K Matt Stover 47-yard field goal with 1:48 left in the first half with a 36-yard pass to WR Qadry Ismail.

RB Tiki Barber, twin brother of current Buccaneers CB Ronde Barber, gave the Giants their farthest drive into Ravens' territory with a 27-yard run to Baltimore's 29-yard line. However, CB Chris McAlister intercepted QB Kerry Collins' pass on the next play to end the drive. CB Duane Starks intercepted Collins later in the third quarter and returned the ball 49 yards for a touchdown and a 17-0 lead. S Kim Herring and LB Jamie Sharper also recorded interceptions in the game.

WR Ron Dixon returned the ensuing kickoff 97 yards for a touchdown and cut the Giants' deficit to 10. But WR Jermaine Lewis then matched Dixon's kickoff return as he cut across the field and raced 84 yards for a 24-7 lead with 3:13 left in the third quarter. The three touchdowns in 36 seconds were a Super Bowl record.

RB Jamal Lewis, who finished with 27 carries for 102 yards, scored on a three-yard touchdown run midway through the fourth quarter and gave Baltimore a 31-7 lead. Stover finished off the scoring for the Ravens with a 34-yard field goal midway through the fourth quarter.



SUPER BOWL XXV

On January 27, 1991, Buffalo K Scott Norwood missed a 47-yard FG attempt with four seconds left in Super Bowl XXV, enabling the New York Giants to escape with a 20-19 win over the Bills before 78,813 at Tampa Stadium.

The thrilling contest took place during the height of the United States' military presence in the Persian Gulf. The entire crowd waved American flags during Whitney Houston's emotional rendition of the National Anthem.

The Giants countered Buffalo's run-and-shoot attack with a suffocating ball-control offense. New York owned the ball for a Super Bowl-record 40:33. The Bills had the ball for just eight minutes in the second half.

After the two teams traded field goals, Bills RB Don Smith bursted from one yard out to give Buffalo a 10-3 lead. The Bills extended that lead to 12-3 when DE Bruce Smith sacked Giants QB Jeff Hostetler in the end zone. But Hostetler fired back, finding WR Stephen Baker in the end zone to close the gap to 12-10 just before the half.

The Giants then opened the third quarter with an epic march to the end zone, consuming a Super Bowl-record 9:29 on a 14-play, 73-yard march. RB Ottis Anderson capped the drive with a one-yard TD run, giving New York a 17-12 lead. Buffalo recaptured the lead when RB Thurman Thomas rushed 31 yards for a score on the opening play of the fourth quarter. K Matt Bahr then booted a 21-yard FG with 7:20 left to push the Giants ahead 20-19.

Buffalo mustered one last stand as QB Jim Kelly escorted the Bills to the Giants 30. But Norwood missed his 47-yarder wide right, giving New York its second Super Bowl crown. Anderson earned MVP honors after rushing for 102 yards on 21 carries. Thomas totaled 190 yards from scrimmage in a losing effort.

SUPER BOWL XVIII

On January 22, 1984, the Los Angeles Raiders defeated Washington 38-9 before 72,920 at Tampa Stadium in Super Bowl XVIII. The Raiders posted the then-largest margin of victory in a Super Bowl en route to capturing their third Vince Lombardi Trophy.

RB Marcus Allen rushed for a Super Bowl-record 191 yards on just 20 carries, including a record 74-yard scoring jaunt at the end of the third quarter that cemented Most Valuable Player honors.

Los Angeles jumped out to a 7-0 lead when Derrick Jensen recovered a blocked punt in the end zone. The Raiders increased their lead to 14-3 when QB Jim Plunkett fired a 12-yard scoring strike to WR Cliff Branch. After K Mark Moseley booted a 24-yard FG to cut the lead to 14-3, Washington took an unnecessary gamble that proved to be disastrous. QB Joe Theismann attempted to throw a screen pass deep in Redskins territory, but LB Jack Squirek picked it off at the Washington 5 and waltzed into the end zone with seven seconds left in the half.

The Redskins cut the lead to 21-9 on a one-yard TD run by RB John Riggins early in the third quarter. But Allen took over from there, scoring twice before the quarter ended to ice the victory. The win ran Raiders head coach Tom Flores' postseason record to 8-1. The 38 points scored by Los Angeles were the most in the first 18 Super Bowls, surpassing Green Bay's 35 points in Super Bowl I.



RAYMOND JAMES: THE STORY BEHIND THE STADIUM NAME

Raymond James Stadium is not named for a public figure or local sports legend, but rather for a thriving financial services firm headquartered across Tampa Bay in St. Petersburg – Raymond James Financial. Raymond James has held the naming rights since the stadium's 1998 opening and is the official wealth management provider for the Tampa Bay Buccaneers.

Traded on the New York Stock Exchange (RJF), Raymond James Financial, Inc. is a leading diversified financial services company providing private client group, capital markets, asset management, banking and other services to individuals, corporations and municipalities.

To this day, people interacting with Raymond James for the first time assume that there was a founding father named Ray James somewhere in the firm's past. However, the firm's name comes from the 1962 merger of two financial services companies, one run by Robert A. James and the other by Edward Raymond. Raymond James was incorporated as Robert A. James Investments in 1962. In 1964, Raymond and Associates merged into Robert A. James Investments – and the firm of Raymond James & Associates was formed.

In an era when most financial firms focused solely on buying and selling stocks or mutual funds, Robert A. James pioneered the concept of financial planning for each individual. The firm has been dedicated to meeting the diverse financial needs of its clients ever since.

The same integrity Bob James demonstrated back in 1964 is what the firm continues to strive for today. Raymond James financial advisors base their investment recommendations not on hot stocks or market fads, but on a complete and holistic understanding of each client's needs and goals. This planning-focused approach fosters well-informed decisions and dedication to client service, hallmarks of Raymond James since its inception.

To learn more about the firm or locate a financial advisor, visit raymondjames.com.

CARING FOR OUR COMMUNITIES

"Giving back to the communities in which we live and work" is a phrase that has been part of the Raymond James mission from the beginning, and it's that commitment to putting others first – from clients to neighbors – that has been an integral part of the firm's culture – since its founding.

Now, more than six decades later, Raymond James and its associates are proud to continue the legacy – started by Raymond James founder Bob James, continued by his son and long-time Chair and CEO Tom James, and carried out by current Chair and CEO Paul Reilly – by investing time, money and talents into the communities they serve. It's so much more than tradition – it's part of who they are.

Together, Raymond James and the Buccaneers team up to build, strengthen and grow our communities. One way we do this is through the Kicking for Kids program.

KICKING FOR KIDS

This season marks the 22nd year of combining the Tampa Bay Buccaneers' on-field success with a commitment to helping children across the Tampa Bay area through Kicking for Kids.

For every field goal completed during a regular or postseason game, Raymond James contributes \$1,500 to designated Tampa Bay-area children's hospitals.

Since the Raymond James Kicking for Kids program began in 2000, it has raised more than \$530,000 for local children's hospitals.

SUPPORTING THE COMMUNITIES WHERE WE LIVE AND WORK

Raymond James gives back to the communities where we live and work by investing in and volunteering with organizations focused on health and human services, education and financial empowerment, and culture and the arts.

Health and human services

Raymond James supports organizations that work to eradicate disease, create life-changing treatments, build safe places to live and educate people about healthy lifestyle choices. Some of our key partners in this space include the American Heart Association, American Red Cross, and Habitat for Humanity, among many others.

Education and financial empowerment

Raymond James proudly promotes lifelong learning by supporting programs that serve students of all ages, both inside and outside the classroom. For example, we fund and volunteer with mentorship programs serving students in elementary school all the way through college, like the Pinellas Education Foundation's Lunch Pals and Take Stock in Children, Big Brothers Big Sister's School-to-Work program, and USF's College Mentorship program.

Culture and the Arts

Raymond James supports nonprofit museums, theaters, symphonies, festivals, and art education and outreach programs that enrich our communities. These initiatives help communities thrive and mark cities as great places to visit, live and work. Some examples of key arts and culture partners include The Florida Orchestra, American Stage, and the Raymond James Gasparilla Festival of the Arts.

KEY FACTS:**RAYMOND JAMES FINANCIAL, INC.**

(As of April 30, 2024)

- Approximately 8,800 financial advisors located throughout the United States, Canada and overseas.
- Total client assets: approximately \$1.41 trillion.

Address 880 Carillon Parkway, St. Petersburg, Florida, 33716

Website raymondjames.com
Press Center raymondjames.com/news-and-media

Founded August 16, 1962

Chairman & CEO Paul Reilly

Ticker symbol RJF

Exchange listing New York Stock Exchange

RAYMOND JAMES HIGHLIGHTS

Raymond James' dedication to its clients is reflected in the recognition it continues to receive from its peers as well as from the media.

2022

- Raymond James celebrates 60 years of putting clients first.

2021

- Raymond James Stadium hosts its third Super Bowl – Super Bowl LV, where the Tampa Bay Buccaneers triumphed over the Kansas City Chiefs.

2020


- Raymond James donates \$1.5 million to aid those impacted by the COVID-19 pandemic.
- Following the tragic killings of George Floyd, Ahmaud Arbery, Breonna Taylor and countless others, Raymond James leadership pledges continued commitment to the Black community. The firm contributes \$1.5 million to organizations supporting racial equality, financial literacy and volunteerism opportunities. Juneteenth is declared a firmwide day of service and education.

2019

- During Raymond James Cares Month in May, 3,371 professionals contributed more than 10,400 hours to benefit 333 non-profit organizations across 135 communities in the U.S., the United Kingdom and Canada.

2018

- Raymond James and its associates poured nearly \$6.25 million into communities across the country through the United Way annual giving campaign, earning second place on the "United Way Suncoast Most Generous Workplaces" list.
- Raymond James was the American Heart Association's number 1 fundraising company in Florida and number 5 fundraising company in the nation, with 480+ associates participating in the Tampa Bay Heart Walk raising nearly \$350,000 to end heart disease.
- Raymond James was named to Fortune's list of most admired companies in the securities/asset management category.¹
- Raymond James is not affiliated with the above organizations.



The Raymond James Financial Center, the firm's international headquarters, is situated on approximately 1.25 million square feet in north St. Petersburg, in the heart of the Tampa Bay area.

¹ Candidacy for the 2020 Technology Innovation Award is open to BISA Leadership members, as well as Associate and Associate Plus members. The award is not representative of any one client's experience, is not an endorsement, and is not indicative of future performance. Neither Raymond James nor any of its financial advisors pay a fee in exchange for this award. BISA is not affiliated with Raymond James.

² The S&P 500 is an unmanaged index of 500 widely held stocks that is generally considered representative of the U.S. stock market. One cannot invest directly in an index.

For more information, visit raymondjames.com.

RAYMOND JAMES**THE RAYMOND JAMES PLEDGE**

We, the associates of Raymond James, commit our energies, intellect and knowledge to attaining the financial objectives of our clients by providing the highest possible level of service and delivering superior investment alternatives. We believe that putting the financial well-being of our clients first ultimately serves the best interests of our shareholders, our communities and ourselves. Remaining responsive to the needs of our clients in a financial environment characterized by constant change is our continuing challenge.

Raymond James is the official wealth management provider for the Tampa Bay Buccaneers.

Raymond James & Associates, Inc., member New York Stock Exchange/SIPC. | Raymond James Financial Services, Inc., member FINRA/SIPC.

BUCCANEERS PRESEASON TELEVISION



CHRIS MYERS



RONDÉ BARBER



DAN LUCAS

WFLA

WFLA, News Channel 8 is Your Official Bucs Station and serves as the Tampa Bay Buccaneers' home for preseason football. In 2024, News Channel 8 will produce and broadcast all three of Tampa Bay's preseason games. Week 1 is on the road against the Cincinnati Bengals and will air on the CW Tampa Bay, Week 2 is back on the road versus the Jacksonville Jaguars on News Channel 8, and Week 3 is at home against the Miami Dolphin on News Channel 8. In addition, News Channel 8 will produce and air a pre-game special prior to the games versus the Bengals and the Jaguars, and anchors Dan Lucas and Aileen Hnatiuk will host "Bucs All Access," a half-hour program that will air Saturday nights after Saturday Night Live on WFLA (1:00am) and at 10:30pm on the CW Tampa Bay during the NFL season.



Emmy-Award winning broadcaster Chris Myers will enter his 22nd season in the preseason broadcast booth for Tampa Bay as the play-by-play man. A versatile member of FOX Sports programming, Myers has handled play-by-play and sideline duties for the NFL on FOX, as well as serving as host of FOX's NASCAR pre-race show and as a sideline reporter during the Major League Baseball postseason. He also hosts his own national radio show called The Drive on FOX Sports Radio, and recently hosted the Chris Myers Interview on FOX Sports Net.

During an 11-year tenure with ESPN, Myers was involved with several programs, including hosting Up Close, anchoring SportsCenter and reporting on Baseball Tonight. Myers also worked as host of ESPN's NFL Matchup. While at ESPN, Myers won his first Emmy for Top Sports Feature. Myers was born in Florida and began his career at age 16 in Miami, when he hosted his own football radio show called The Chris Myers Football Scoreboard.

Joining Myers as analyst is Buccaneers legend and Hall of Famer Rondé Barber, who will provide Bucs fans with astute analysis gleaned from a storied, 16-year NFL career with Tampa Bay. One of the most respected players in team history, Barber retired following the 2012 season and soon after signed with FOX Sports. 2023 marks Barber's 11th-year in the broadcast booth.

Barber, a five-time Pro Bowler, five-time AP All-Pro selection, and now 2023 Hall of Fame inductee, entered the league as a third-round (66th overall) pick by the Buccaneers in the 1997 NFL Draft. He holds numerous team and league records, including a streak of 200 consecutive starts at cornerback, the most for that position in NFL history. Barber was a key component of the Tampa Bay defense that ruled the league in the late 1990s and early 2000s, helping bring the Bay Area a world championship in Super Bowl XXXVII.

Dan Lucas, who serves as a sports anchor and reporter for News Channel 8, will serve as the sideline analyst for the broadcasts. He is a Tampa native who graduated from Leto High School and went on to graduate from Florida State University. Prior to his work with WFLA, Lucas worked as weekend sports anchor at WJAC-TV in Johnstown, Pennsylvania, where he covered Penn State and all the Pittsburgh professional sports franchises.

BUCCANEERS PRESEASON SCHEDULE

DATE	OPPONENT	TIME	STATION
8/10	at Cincinnati	7:00 PM	CW Tampa Bay
8/17	at Jacksonville	7:30 PM	WFLA
8/23	MIAMI	7:30 PM	WFLA

*All Times Eastern

BUCCANEERS RADIO NETWORK



GENE DECKERHOFF



DAVE MOORE



T.J. RIVES

iHeart Media's 98ROCK 97.9 FM will serve as the flagship station for the Buccaneers Radio Network. 98ROCK 97.9 FM will broadcast all Buccaneers games in stereo with a 100,000-watt signal that blankets the Tampa Bay area.

Handling the play-by-play duties for the 35th straight season is Gene Deckerhoff. Deckerhoff's 35 years of service with the Buccaneers currently ranks as the fifth-longest in the NFL. Considered one of the nation's premier play-by-play announcers, Deckerhoff also served as the voice of Florida State University football and basketball from 1979-2021.

Deckerhoff is the former play-by-play man for the USFL's Tampa Bay Bandits and also served as the sports director for WCTV-TV in Tallahassee. Deckerhoff is a 16-time recipient of the Florida Sportscaster of the Year award, as well as the winner of the 2013 National Football Foundation Chris Schenkel Award.

Dave Moore, former Tampa Bay Buccaneers tight end, enters his 17th season as color analyst with the Buccaneers Radio Network.


Moore spent 13 of his 15 seasons in the NFL with the Buccaneers. The seventh-round draft pick (191st overall) started his first season with the Dolphins in 1992 before joining the Buccaneers. Following a stint in Buffalo during the 2002 campaign, Moore returned to the Bay area and finished his NFL career with 207 receptions for 2,028 receiving yards and 28 touchdowns. He also made a Pro Bowl appearance in 2006.

T.J. Rives begins his 19th season as Tampa Bay's sideline reporter. Rives is a radio and television veteran of the Tampa Bay area and nationally for the last 29 years. He graduated with a degree in broadcasting from the former Memphis State University.


Buccaneers fans across the state can tune into Tampa Bay games thanks to the Buccaneers Radio Network. Deckerhoff's descriptions of the action — including pre-game, halftime and post-game — are simulcast on radio stations throughout the state.



CARLOS BOHORQUEZ



MARTIN GRAMÁTICA



SANTIAGO GRAMÁTICA

As an extension of the Buccaneers Radio Network, WTMP 96.1 will serve as a Spanish audio alternative for all Buccaneers games, and for the second year, the broadcast will simulcast all preseason matchups with WFLA, airing on WSNM-TV.

Buccaneers Legend Martín Gramática — the team's franchise record-holder for both points scored and field goals made — has given fans detailed insight for Buccaneers games as the color analyst since 2018. Prior to joining the radio network, Gramática played nine seasons as an NFL kicker, six of which were with Tampa. The Buccaneers recently nominated him for the NFL's 2023 Salute to Service Award for his impact with Veterans and housing initiatives. A mission curated by his family's foundation, The Gramática Family Foundation.

Similar to his brother, Santiago Gramática, was regarded as one of one of the premier kickers in the country, playing four seasons locally at the University of South Florida from 2001-04. Gramática was a finalist for the Lou Groza Award, an award honoring the top placekickers in the U.S., and finished his career as the third-highest scorer in school history. He is entering his fourth season as the sideline reporter for the Buccaneers.

Carlos Bohorquez, born and raised in Venezuela, serves as WTMP's play-by-play announcer. Throughout his career, Bohorquez has overseen the creation of many firsts and most recently assisted WFLA with Todo Tampa Bay, a local Hispanic lifestyle show. In addition to calling Buccaneers games, he became the first Spanish play-by-play for The University of Central Florida football in 2021. He has since been recognized as a "Community Media Person" by the Latin Chamber of Commerce.



BUCCANEERS RADIO NETWORK AFFILIATES

Brooksville	WWJB 1450 AM	Orlando	WTKS 104.1 FM
Cocoa Beach	WTKS 104.1 FM	Panama City	WILN 105.9 FM
Daytona Beach	WLOV 99.5 FM	Pensacola	WBSR 1450 AM/101.1 FM
Englewood	WENG 1530 AM/98.1 FM/107.5 FM	Port St. Lucie	WPSL 1590 AM/WSTU1450 AM
Ft. Myers/Naples	WBNC 770 AM/98.1 FM/104.3 FM	Sebring	WJCM 1050 AM/106.3 FM
Gainesville/Ocala	WRUF 850 AM/98.1 FM	Tallahassee	WVFT 93.3 FM
Homosassa Springs	WXCV 95.3 FM	Tampa Bay/Sarasota	WXTB 97.9 FM
Lakeland	WONN 1230 AM/ 107.1 FM	Titusville	WTKS 104.1 FM
Melbourne	WTKS 104.1 FM	Oklahoma City, Oklahoma	KRXO 107.7 FM

BUCCANEERS.COM AND MOBILE APP

THE TAMPA BAY BUCCANEERS' DIGITAL HOME

Since its launch in 1999, Buccaneers.com has emerged as the definitive source for information, entertainment, video, photography, game coverage and locker-room access regarding the Tampa Bay Buccaneers. Now in conjunction with the app, the Buccaneers digital platforms continue to be on the cutting-edge of sports coverage and are dedicated to providing visitors with the sort of exclusive access that can't be gleaned from any other source.

The website and mobile app also provides fans and members of the media with coverage of all team press conferences following games, on the day after games and during special announcements. Many of these press conferences are streamed live on the site.

A special media section of Buccaneers.com includes dozens of items to help print, radio, television and Internet sources perform their jobs and keep football fans in the know.

Below is a summary of some of the site's most popular content:

NEWS, PHOTOS AND VIDEO

- Up-to-date roster, depth chart and transactions pages
- Feature articles on relevant players and subjects from Senior Writer/Editor Scott Smith and Staff Writer Brianna Dix
- Archives of press conferences and other events made available shortly after their conclusion
- Frequent video and audio interviews, complete with a deep archive spanning many seasons
- NFL Network coverage of the Buccaneers
- Extensive image archive and special photo galleries
- Behind-the-scenes video, including award-winning series In the Current

GAME COVERAGE

- Pregame news, including injury updates, lineup information, inactive players and thoughts from the head coach
- Game photos transmitted directly from Buccaneers' sideline
- Wrap-up stories posted immediately after the game
- Official game highlights from the NFL
- Live coverage of all postgame and day-after-game press conferences by the head coach

ADDITIONAL FEATURES

- Cheerleader section featuring photos and bios
- Digital tickets, official Krewe Cards, and gameday guides
- Detailed stadium information, featuring seating diagrams, parking maps and concession locations
- Community Impact updates
- Official online team store
- How May I Help You? driven by Hertz automated chat bot to answer fan questions
- Interactive games



BUCCANEERS ON SOCIAL MEDIA

Facebook: /tampabaybuccaneers
 Twitter: @buccaneers
 Instagram: @buccaneers
 Snapchat: bucsnfl
 YouTube: /tbbuccaneers
 TikTok: @bucsnnfl

CHEERLEADERS

Since 1976, the Tampa Bay Buccaneers Cheerleaders have served as ambassadors for one of the most distinguished franchises in the NFL, captivating Tampa Bay's avid fans, performing to worldwide acclaim, and cheering on the team to two Super Bowl titles.

The 30 athletes that comprise the dynamic squad are chosen from hundreds of candidates each year. On top of being talented performers, Buccaneers Cheerleaders represent a variety of professional fields including education, healthcare, real estate, dance, public policy and more. They are committed to supporting the Buccaneers on game days at Raymond James Stadium and at community events and corporate appearances throughout the year.

In addition to their work in the West Central Florida region, the Tampa Bay Buccaneers Cheerleaders serve as ambassadors for the organization all over the United States and beyond, traveling to locations in Asia, Europe, and Australia to entertain and connect with the best fans in the NFL.

ANNA PARRISH



CHEERLEADING & MASCOT MANAGER

Anna Parrish enters her fourth season directing the Tampa Bay Buccaneers Cheerleaders as the team's Cheerleading & Mascot Manager. Parrish spent four seasons cheering with the Buccaneers, serving as a team captain in 2020. She has represented the organization in the Tampa Bay community, on a national stage and as a participant in the 2019 NFL International Series in London, along with military appreciation events abroad.

Parrish also has professional dance experience working with Rob Base, ZZ Top, Flo-Rida and New Kidz on the Block. Prior to joining the Buccaneers, Parrish danced for Universal Studios Orlando Resort and Busch Gardens.

Parrish previously enjoyed an active career in the fitness industry, opening and operating boutique fitness facilities, where she also served as an experienced instructor.



2024 CHEERLEADERS

ALYSSA
AMANDA L.
AMANDA O.
ANALISA
ARIELLE
AVERY
AYSIA
DANIEL
DANTE
ELLA
FAITH
HALEY
JASMINE
JESSICA
JESSIE
JORDYN

KIMBERLY
MADELYN
MCKENNA*
OLIVIA
RACHAEL*
RANDOLPH
REBEKAH
RYLIE
SARA
SAVANNAH
SHANNON*
SOPHIA*
TAYLOR
TRINITY

*CAPTAINS

For more information about the Tampa Bay Buccaneers Cheerleaders and Captain Fear, please visit www.buccaneers.com or call (813) 870-2700.

MEDIA INFORMATION

MEDIA POLICIES

Interview Requests: All interview requests for Tampa Bay Buccaneers players, coaches, executives or staff members should be directed to the Communications Department.

Credential Requests: Credential requests are honored for accredited media on specific assignment and must be made through the Buccaneers' Communications department. Credentials will not be issued to writers or photographers working on a freelance basis unless the request is made by an approved publication or news organization. All credential requests must be submitted via Accredited. Please contact Danielle Burns with any questions regarding credentials.

Media Website: All Buccaneers media materials will be posted to the Buccaneers media website, <https://www.buccaneers.com/media/>.

Communications Twitter: Media are strongly encouraged to follow the Buccaneers Communications Twitter account (@BuccaneersComms). The account will notify you of upcoming media availabilities and feature all press releases, statistical information and transcripts provided by the communications staff.

If you have a specific inquiry or would like the full media policy, please contact a member of the Buccaneers communications staff.

TAMPA BAY BUCCANEERS

AdventHealth Training Center
One Buccaneer Place - Tampa, FL 33607

PHONE NUMBERS

Main: (813) 870-2700 - **Communications:** (813) 554-1311

Communications Fax: (813) 387-6317 - **Ticket Office:** (813) 879-2827

COMMUNICATIONS DEPARTMENT

Chief Communications Officer	Nelson Luis nluis@buccaneers.nfl.com	Work: (813) 554-1314
Senior Director of Communications	Michael Pehanich mpehanich@buccaneers.nfl.com	Work: (813) 387-6325
Communications Manager	Danielle Burns dburns@buccaneers.nfl.com	Work: (813) 998-6838
Communications Manager	Andrew Holman aholman@buccaneers.nfl.com	Work: (813) 998-3809
Senior Communications Coordinator	Ben Yarrington byarrington@buccaneers.nfl.com	Work: (813) 387-6355
Communications Intern	Micayla Rossi mrossi@buccaneers.nfl.com	Work: (813) 387-6385



TAMPA BAY
BUCCANEERS



