

2018 MEDIA INFORMATION

WEEK SIX VS. ATLANTA FALCONS
OCT. 14TH - 1:00 PM ET



AT





TAMPA BAY BUCCANEERS
2018 WEEKLY PRESS RELEASE
COMMUNICATIONS

ADVENTHEALTH TRAINING CENTER, TAMPA FLORIDA
TEL (813) 554-1311
FAX (813) 387-6317

TAMPA BAY BUCCANEERS AT ATLANTA FALCONS

TAMPA BAY BUCCANEERS (2-2) AT ATLANTA FALCONS (1-4)

SUNDAY, OCTOBER 14, 1:00 P.M. ET
MERCEDES-BENZ STADIUM (71,000)

NETWORK TELEVISION: FOX

PLAY-BY-PLAY: THOM BRENNAMAN ANALYST: CHRIS SPIELMAN SIDELINE: KARYN BRYANT

BUCS RADIO: 98ROCK, FLAGSHIP STATION (WXTB-97.9 FM)

PLAY-BY-PLAY: GENE DECKERHOFF ANALYST: DAVE MOORE SIDELINE: T.J. RIVES

LAST GAME: TAMPA BAY LOST AT CHICAGO, 48-10; ATLANTA LOST AT PITTSBURGH, 41-17



ALL-TIME SERIES

Atlanta leads the all-time series between these two teams, 25-24, with the Falcons sweeping the 2017 season series. In 2015, the Buccaneers swept the Falcons for the first time since 2007. Since the NFC South was created in 2002, Atlanta leads the series 17-14. The Buccaneers swept the season series in 2002, 2005 and 2007, on the way to NFC South titles. The Falcons swept the series in 2006, 2009, 2010 and 2014. The teams have split their NFC South matchups seven times (2003, 2004, 2008, 2011, 2012, 2013, 2016). The two teams first met in 1977, with Atlanta notching a 17-0 win at Tampa Stadium (11/27/77). The Bucs picked up their first win in the series the next season, a 14-9 victory that evened Tampa Bay's record at 2-2, marking the first time the club hit the .500 mark. Tampa Bay's 48-10 home victory to open the 1987 season represents the most points ever scored by a Buccaneers squad in the regular season, a mark that was later tied. Tampa Bay also posted a six-game winning streak in the series, beginning with a victory in 1997.

REGULAR SEASON SERIES BY THE NUMBERS

Overall Regular Season Series	Atlanta leads series, 25-24
Home Record vs. Atlanta Falcons.....	14-13
Road Record vs. Atlanta Falcons.....	10-13
Current Streak	Falcons, three games (11/3/16-12/18/17)
Buccaneers Longest Streak.....	Six games (11/9/97-9/21/03)
Falcons Longest Streak	Five games (12/14/08-12/5/10)
Regular Season Point Total.....	Buccaneers 1,052 – Falcons 1,027
Most Points, Buccaneers	48, Buccaneers 48-10 (1987)
Most Points, Falcons.....	56, Falcons 56-14 (2014)
Most Points, both teams	71, Falcons 56-14 (2014)
Fewest Points, Buccaneers	0, Falcons 17-0 (1977)
Fewest Points, Falcons	0, Buccaneers 27-0 (2004)
Fewest Points, both teams.....	17, twice, last Falcons 14-3 (2006)
Largest Win, Buccaneers.....	38 points, Buccaneers 48-10 (1987)
Largest Win, Falcons.....	42 points, Falcons 56-14 (2014)

2018 Schedule and Results (2-2)

DATE	OPPONENT (TV)	TIME/RESULT
9/9	at New Orleans (FOX)	W, 48-40
9/16	PHILADELPHIA (FOX)	W, 27-21
9/24	PITTSBURGH (ESPN)	L, 30-27
9/30	at Chicago (FOX)	L, 48-10
	Bye Week	
10/14	at Atlanta (FOX)	1:00 p.m.
10/21	CLEVELAND (FOX)	1:00 p.m.
10/28	at Cincinnati (FOX)	1:00 p.m.
11/4	at Carolina (FOX)	1:00 p.m.
11/11	WASHINGTON (FOX)	1:00 p.m.
11/18	at N.Y. Giants (FOX)	1:00 p.m.
11/25	SAN FRANCISCO	1:00 p.m.
12/2	CAROLINA (FOX)	1:00 p.m.
12/9	NEW ORLEANS (FOX)	1:00 p.m.
12/16	at Baltimore (FOX)	1:00 p.m.
12/23	at Dallas (FOX)	1:00 p.m.
12/30	ATLANTA (ESPN)	1:00 p.m.

HOME GAMES IN ALL CAPS - All Times Eastern
^ Subject to Flexible Scheduling

BUCCANEERS PR TWITTER AND MEDIA SITE

The Tampa Bay Buccaneers Communications staff is on Twitter: **@BuccaneersComms**, the department's official Twitter account, which provides media members with the latest updates on schedules and transactions, as well as notes and facts about the team and its activities.

For all of the team's publicity material, visit **buccaneers.com/media**. There, users will find updated statistics, game notes, bios, rosters, the 2018 Buccaneers Media Guide and more, plus the latest releases from the team.

Nelson Luis
Vice President of Communications
nluis@buccaneers.nfl.com

Michael Pehanich
Director of Communications
mpehanich@buccaneers.nfl.com

Allen Barrett
Senior Communications Manager
abarrett@buccaneers.nfl.com

Chris King
Senior Communications Coordinator
cking@buccaneers.nfl.com

Brooke Skelley
Communications Coordinator
bskelley@buccaneers.nfl.com

STATISTICAL COMPARISON

A look at how the teams match up in the 2018 season rankings:

Category	Tampa Bay	Atlanta
Total Offense	2nd (432.8 ypg)	13th (393.4 ypg)
Rushing Offense	30th (69.5 ypg)	26th (89.2 ypg)
Passing Offense	1st (375.3 ypg)	t8th (324.2 ypg)
Total Defense	31st (445.8 ypg)	28th (298.6 ypg)
Rushing Defense	4th (87.8 ypg)	25th (121.4 ypg)
Passing Defense	32nd (358.0 ypg)	t23rd (277.2 ypg)
Points Scored	6th (28.0 ppg)	t9th (26.6 ppg)
Points Allowed	32nd (34.8 ppg)	31st (32.6 ppg)
Sacks	t27th (8.0)	t27th (8.0)
Sacks Allowed	t7th (9.0)	t23rd (16.0)
Turnover Margin	t28th (-4)	t7th (+2)
Team Leaders	Tampa Bay	Atlanta
Rushing Yards	Peyton Barber (148)	Tevin Coleman (225)
Rushing Touchdowns	Ryan Fitzpatrick (1)	M. Ryan, I. Smith (2)
Passer Rating	Ryan Fitzpatrick (114.4 - 4th, NFL)	Matt Ryan (110.9 - 6th, NFL)
Passing Yards	Ryan Fitzpatrick (1,356)	Matt Ryan (1,601 - 7th, NFL)
Passing Touchdowns	Ryan Fitzpatrick (11 - t7th, NFL)	Matt Ryan (11 - t7th, NFL)
Receptions	Mike Evans (29)	Julio Jones (34)
Receiving Yards	Mike Evans (426)	Julio Jones (564 - 3rd, NFL)
Receiving Touchdowns	Three tied (3 - t 3rd)	Calvin Ridley (6 - 1st, NFL)
Tackles	Lavonte David (33)	Duke Riley (32)
Sacks	Jason Pierre-Paul (4.0)	Takkarist McKinley (5.0 - t5th, NFL)
Interceptions	Justin Evans (1)	Damontae Kazee (2 - t6th, NFL)

PLANNED WEEKLY MEDIA SCHEDULE

WEDNESDAY, OCTOBER 10

11:50 a.m. - Open Locker Room
 12:45 p.m. - DC Mike Smith Media Availability
 1:10 p.m. - Practice (Open first 30 minutes)
 1:20 p.m. - Atlanta HC Dan Quinn Conference Call with Tampa Bay media.
 3:15 p.m. - HC Dirk Koetter Media Availability

THURSDAY, OCTOBER 11

11:25 a.m. - OC Todd Monken Media Availability
 11:35 a.m. - QB Jameis Winston Media Availability/Open Locker Room (45 minutes)
 12:50 p.m. - Practice (Open first 30 minutes)
 2:50 p.m. - HC Dirk Koetter Media Availability

FRIDAY, OCTOBER 12

10:50 a.m. - Practice (Open first 30 minutes)
 12:00 p.m. - HC Dirk Koetter & Player Media Availability (On-field)

SATURDAY, OCTOBER 13

No Media Availability

SUNDAY, OCTOBER 14

1:00 p.m. - Tampa Bay Buccaneers vs. Atlanta Falcons at Mercedes-Benz Stadium

- ALL TIMES EASTERN -



WHAT TO WATCH FOR

Team

- The Buccaneers have 1,731 total yards through the first four games. The team needs 20 more to pass 1992 (1,750) for fourth-most, 21 more to pass 2008 (1,751 in 1991) for third-most-most, 147 more to pass 2003 (1,877 in 2002) for second-most, and 178 more to pass 2017 (1,908) for the most yards through the first five games in Buccaneers history.
- The Buccaneers have 1,453 passing yards through the first four games. The team needs 44 more to pass 2017 (1,496) for the most passing yards through the first five games in Buccaneers history.
- The Buccaneers have 112 points through the first four games. The team needs eight points to pass 1979 (119) for fifth-most, nine points to pass 2012 (120 points), 15 points to pass 2002 (126) and 16 points to pass 2000 & 2003 (127) for the most points through five games in team history.
- Tampa Bay has scored at least 325 points in each of the past three seasons, the longest such streak in team history. With at least 325 points in 2018, the team would extend that record.

TE Cameron Brate

- Brate has 19 career touchdown catches. He needs one more to tie Vincent Jackson (20 from 2012-16) for ninth-most and four more to tie Bruce Hill (23 from 1987-91) for the eighth-most touchdown receptions in team history.
- Brate has 135 career receptions. He needs three more to pass Jackie Harris (137 from 1994-97) for fifth-most and 50 more to pass Dave Moore (184 from 1992-2001, 2004-06) for the fourth-most receptions by a tight end in team history.
- Brate has 1,619 career receiving yards. He needs 16 more to pass Jackie Harris (1,634 from 1994-97) for fifth-most and 187 more to pass Dave Moore (1,805 from 1992-2001, 2004-06) for the fourth-most receiving yards by a tight end in team history.
- Brate's 1,619 career receiving yards are the second-most by an undrafted player in franchise history. He needs 82 more to pass Karl Williams (1,700 from 1996-2003) for the most receiving yards by an undrafted player in team history.

LB Lavonte David

- David has 12 career fumble recoveries, tied for the most in team history. He needs one more to pass Ronde Barber (12 from 1997-2012) for the most fumble recoveries in franchise history.
- David has 18.0 career sacks, and needs 11 more to pass Broderick Thomas (26.5 from 1989-93) for the most sacks by a linebacker in franchise history.
- David has 10 career interceptions, and needs one more to pass Dave Lewis (10 from 1977-81) for second-most, and 15 more to tie Derrick Brooks (25 from 1995-2008) for the most interceptions by a linebacker in franchise history.
- David has three career defensive touchdowns and needs one more to tie for the third-most in franchise history (David Logan, 1979-96; Mike Washington, 1976-84).

WR Mike Evans

- Evans has recorded 5,005 career receiving yards and needs 14 more to pass Mark Carrier (5,018 from 1987-92) for the most receiving yards in franchise history.
- Evans has 35 touchdowns from scrimmage as a Buccaneer and needs 11 more to tie James Wilder (46 from 1981-89) for the second-most touchdowns in franchise history.
- Evans has surpassed 1,000 receiving yards in each of his first four seasons and, with 1,000 or more receiving yards in 2018, will join A.J. Green (2011-15) and Randy Moss (1998-2002) as the only players in NFL history to record 1,000 or more receiving yards in each of their first five seasons. Evans would extend his team record for 1,000-yard receiving seasons and consecutive 1,000 yard receiving seasons.
- Evans has recorded 5,005 receiving yards in his first five seasons. He needs 737 to pass Sterling Sharpe (5,741 from 1988-92) for 10th-most, 856 to pass T.Y. Hilton (5,861 from 2012-16) for ninth-most, 861 to pass DeAndre Hopkins (5,865 from 2013-17) for eighth-most, 868 to pass Calvin Johnson (5,872 from 2007-11) for seventh-most and 971 to pass Larry Fitzgerald (5,975 from 2004-08) for the sixth-most receiving yards in a players' first five seasons since the 1970 NFL/AFL merger.
- Evans has 15 career 100-yard receiving games and needs one more to pass Mark Carrier for the most-such games in team history.
- Evans has 426 receiving yards through four games. He needs 24 more to pass his own mark (449 in 2016) for third-most, 36 more to pass Bruce Hill (461 in 1998) for second-most and 123 more to pass Keyshawn Johnson (548 in 2001) for the most ever receiving yards by a Buccaneers player through the team's five games of the season. (Note: teammate DeSean Jackson has 426 receiving yards this season).

WR DeSean Jackson

- Jackson has 36 career 100-yard receiving games, the fourth-most of any active player and the fifth-most by any player since he entered the league in 2008.
- Jackson has four receiving touchdowns of 80 or more yards and needs one more to tie the NFL record of five, shared by Derrick Alexander, Lance Alworth, Bob Hayes and Jerry Rice.
- Jackson has 23 touchdowns of 60 or more yards (including returns) and needs one more to pass Jerry Rice for the most total touchdowns of 60 or more yards in NFL history.
- Jackson has 28 career touchdowns of 50 or more yards and needs one more to tie Randy Moss (29) for the second-most total touchdowns of 50 or more yards in NFL history.
- Jackson has 424 receiving yards through four games. He needs 24 more to pass Mike Evans (449 in 2016) for third-most, 36 more to pass Bruce Hill (461 in 1998) for second-most and 123 more to pass Keyshawn Johnson (548 in 2001) for the most ever receiving yards by a Buccaneers player through the team's five games of the season. (Note: teammate Mike Evans has 426 receiving yards this season).

WHAT TO WATCH FOR (CONT.)

CONNECTIONS

DT Gerald McCoy

• McCoy has six career multi-sack games and needs one more to Broderick Thomas (seven from 1989-1993) for the fourth-most in franchise history and pass David Logan (six from 1979-86) for the second-most by a defensive tackle in team history.

DE Jason Pierre-Paul

• Pierre-Paul has recorded at least one sack in each of the past three games. With a sack against Atlanta, he will be the first Buccaneers player to post four consecutive games with a sack since Greg Spires (12/17/06 at Chicago-9/9/07 at Seattle). Pierre-Paul would be the first Buccaneers player to do so in the same season since 2004 (Simeon Rice, 11/28/04 at Carolina-12/19/04 vs. New Orleans).

QB Jameis Winston

• Winston has eight career games with at least three touchdown passes, tied for the most in team history. He needs one more to pass Brad Johnson (eight from 2001-03) for the most such games in team history.

• Winston has 11 career games with at least 300 passing yards, the second-most in team history. He needs one more to tie Vinny Testaverde (12 from 1987-82) for the most such games in team history.

• Winston has 14 career games with a passer rating over 100, tied for the third-most in team history. He needs one more to pass Trent Dilfer (14 from 1995-99) and Josh Freeman (14 from 2009-13) for the most such games in team history.

• Winston has recorded 70 career touchdown passes. He needs 14 to tie Ben Roethlisberger (84 from 2004-07) for 10th-most, 17 to tie Ryan Tannehill (87 from 2012-15) for ninth-most, 20 to tie Blake Bortles (90 from 2014-17) for eighth-most, 26 to tie Matt Ryan (95 from 2008-11) for seventh-most, 29 to tie Andy Dalton (99 from 2011-14) for sixth-most, 31 to tie Andrew Luck (101 from 2012-15) for fifth-most, 33 to tie Derek Carr (103 from 2014-17) for fourth-most, 36 to tie Russell Wilson (106 from 2012-15) for third-most, 41 to tie Peyton Manning (111 from 1998-2001) for second-most and 72 to tie Dan Marino (142 from 1983-86) for the most passing touchdowns by a player from their rookie season through their fourth season.

• Winston has 11,781 career passing yards through his first three seasons. He needs 2,458 more to pass Matt Ryan (14,238 from 2008-11) for 10th-most, 2,646 more to pass Cam Newton (14,426 from 2011-14) for ninth-most, 2,826 more to pass Drew Bledsoe (14,642 from 1993-96) for eighth-most, 2,910 more to pass Derek Carr (14,690 from 2014-17) for seventh-most, 2,978 more to pass Andy Dalton (14,758 from 2011-14) for sixth-most, 3,058 more to pass Andrew Luck (14,838 from 2012-15) for fifth-most, 3,148 more to pass Blake Bortles (14,928 from 2014-17) for fourth-most, 3,680 more to pass Ryan Tannehill (15,460 from 2012-15) for third-most, 4,396 more to pass Dan Marino (16,177 from 1983-86) for second-most and 4,648 more to pass Peyton Manning (16,418) for the most passing yards by a player from their rookie season through their fourth season.

• Winston has 70 career touchdown passes and needs one more to pass Trent Dilfer (70 from 1994-99) for fourth-most, three more to tie Doug Williams (73 from 1978-82) for third-most, seven more to tie Vinny Testaverde (77 from 1987-92) for second-most and 10 more to tie Josh Freeman (80 from 2009-13) for the most passing touchdowns in franchise history.

• Winston has 11,636 career passing yards and needs 868 more to pass Doug Williams (12,648 from 1978-82) for fourth-most and 1,188 more to pass Trent Dilfer (12,969 from 1994-99) for the third-most passing yards in franchise history.

FORMER BUCCANEERS

- Falcons Limited Partner Warrick Dunn played running back for the Buccaneers from 1997-01 and in 2008.
- Falcons President/CEO Rich McKay is a Tampa native served as the Buccaneers' general manager for 10 years (1994-2003).
- Falcons Assistant Head Coach/Wide Receivers Coach Raheem Morris served in several roles for the Buccaneers including the team's head coach from 2009-11, defensive backs coach from 2007-08, assistant defensive backs coach from 2004-05, defensive assistant in 2003 and defensive quality control coach in 2002.
- Falcons Director of Pro Personnel Joel Collier began his career in the NFL as an offensive assistant for the Buccaneers in 1990.
- Falcons Pro Scout Bob Kronenberg spent training camp with the Buccaneers in 1993 as an offensive lineman.
- Falcons National Scout Ruston Webster was a member of the Buccaneers organization for 18 years in a variety of roles within the personnel and scouting departments.
- Falcons Senior Director of Player Affairs Kevin Winston spent three seasons in Tampa Bay as the team's director of player development.
- Falcons K Matt Bryant played for the Buccaneers from 2005-08.
- Falcons LB Bruce Carter played for Tampa Bay in 2015.
- Falcons DE Steven Means was a fifth-round pick by Tampa Bay in the 2013 NFL Draft and played for the Buccaneers from 2013-14.
- Falcons S Keith Tandy was a fourth-round pick by Tampa Bay in the 2012 NFL Draft played for the Buccaneers from 2012-17.

FORMER FALCONS

- Buccaneers Head Coach Dirk Koetter served as the offensive coordinator for the Falcons from 2012-14.
- Buccaneers Defensive Coordinator Mike Smith spent seven seasons (2008-14) as the Head Coach of the Falcons.
- Buccaneers Defensive Backs Coach Brett Maxie spent three seasons (2004-06) in the same capacity for the Falcons as well as one season (1994) as a player.
- Buccaneers Assistant Wide Receivers/Game Management Coach Andrew Weidinger spent eight seasons with the Falcons as a personnel scout (2007), assistant to the head coach/offense (2008-11) and offensive assistant (2012-14).
- Buccaneers CB Brent Grimes began his NFL career with Atlanta and played for the Falcons for six seasons (2007-12).
- Buccaneers RB Jacquizz Rodgers was selected in the fifth round (145th overall) by the Falcons in the 2011 NFL Draft and played his first four seasons in Atlanta (2011-14).

CONNECTIONS (CONT.)

COACHING CONNECTIONS

- Buccaneers Defensive Backs Coach Brett Maxie and Falcons Special Teams Coordinator Keith Armstrong coached together for one season in Miami (2007).
- Buccaneers Offensive Line Coach George Warhop and Falcons Passing Game Coordinator Jerome Henderson coached together in Cleveland (2009-11). Henderson also coached alongside Buccaneers Assistant Special Teams Coach Carlos Polk (2013) in Dallas.

STAFF CONNECTIONS

- Falcons President & CEO Rich McKay and his family were associated with the Buccaneers for nearly three decades. McKay was general manager of the Buccaneers from November 1994 through December of 2003, when he was named president and general manager with the Falcons. His father, the late John McKay, served as the first head coach of the Buccaneers from 1976-84, and was inducted into the Buccaneers Ring of Honor on December 5, 2010.
- Buccaneers General Manager Jason Licht and Falcons General Manager Thomas Dimitroff worked together under Falcons Assistant General Manager Scott Pioli (2000-2008) for the New England Patriots. Pioli served as the Vice President of Player Personnel, Licht (2000-02), served as the Assistant Director of Player Personnel and Dimitroff (2002-07) served as the National Scout.
- Buccaneers Run Game Coordinator/Offensive Line Coach George Warhop coached Falcons C Alex Mack for five seasons (2009-13) with the Browns.

GEORGIA TIES

- Buccaneers National Scout Byron Kiefer graduated from Mercer University in Macon, Ga., where he was a letterman as a pitcher on the baseball team.
- Buccaneers S Andrew Adams is a native of College Park.
- Buccaneers RB Peyton Barber is a native of Alpharetta.
- Buccaneers LB Cameron Lynch is a native of Lawrenceville.

FLORIDA TIES

- Falcons Head Coach Dan Quinn coached two years with the Florida Gators (2011-12).
- Falcons Defensive Coordinator Marquand Manuel played collegiately at Florida and began his coaching career as a coaching intern at Florida in 2011.

FLORIDA TIES (CONT.)

- Falcons Special Teams Coordinator Keith Armstrong was the defensive backs/ special teams coach at Miami.
- Falcons Defensive Line Coach Bryant Young spent two seasons as the defensive line coach at Florida (2011-12).
- Falcons P Matt Bosher is a native of Jupiter and played collegiately at the University of Miami.
- Falcons RB Devonta Freeman is a native of Miami and played collegiately at Florida State.
- Falcons S Kemal Ishmael is a native of Miami and played collegiately at the University of Central Florida.
- Falcons DE Terrell McClain is a native of Pensacola and played collegiately at South Florida.
- Falcons S Brian Poole played collegiately at the University of Florida.
- Falcons DT Deadrin Senat is a native of Immokalee and played collegiately at South Florida.

FORMER NFL TEAMMATES

- Buccaneers QB Ryan Fitzpatrick and Falcons DB Blidi Wreh-Wilson played together during Fitzpatrick's only season in Tennessee (2013). Fitzpatrick was also teammates with Falcons DE Brooks Reed in Houston (2014).
- Buccaneers DE Will Clarke and Falcons WR Mohamed Sanu were teammates in Cincinnati (2014-15).

FORMER COLLEGE TEAMMATES

- Buccaneers WR DeSean Jackson (2005-07) and P Bryan Anger (2007-11) were teammates with Falcons C Alex Mack (2004-08) at California.
- Buccaneers WR Mike Evans and Falcons T Jake Matthews were teammates at Texas A&M (2011-13).
- Buccaneers WR Adam Humphries (2011-14) and Falcons OLB Vic Beasley (2011-14) and DT Grady Jarrett (2011-14) at Clemson.
- Buccaneers LB Kwon Alexander (2012-14) and LB Kendell Beckwith (2013-16) were teammates with Falcons LB Deion Jones (2012-15) and LB Duke Riley (2013-16) at Louisiana State.
- Buccaneers QB Jameis Winston and Falcons RB Devonta Freeman were teammates at Florida State (2012-13).
- Buccaneers OL Caleb Benenoch and Falcons DE Takkarist McKinley were teammates at UCLA (2014-15).

HEAD TO HEAD

Atlanta leads 25-24 (Regular Season)

Season	Result	Site	Season	Result	Site
1977	L, 17-0	Tampa	2006	L, 14-3	Atlanta
1978	W, 14-9	Tampa		L, 17-6	Tampa
1979	L, 17-14	Atlanta	2007	W, 31-7	Atlanta
1981	W, 24-23	Tampa		W, 37-3	Tampa
1984	W, 23-6	Tampa	2008	W, 24-9	Tampa
1986	L, 23-20 (OT)	Tampa		L, 13-10 (OT)	Atlanta
1987	W, 48-10	Tampa	2009	L, 20-17	Atlanta
1988	L, 17-10	Atlanta		L, 20-10	Tampa
1990	W, 23-17	Tampa	2010	L, 27-21	Atlanta
1991	L, 43-7	Atlanta		L, 28-24	Tampa
1992	L, 35-7	Tampa	2011	W, 16-13	Tampa
1993	W, 31-24	Atlanta		L, 45-24	Atlanta
1994	L, 34-13	Atlanta	2012	L, 24-23	Tampa
1995	L, 24-21	Tampa		W, 22-17	Atlanta
1997	W, 31-10	Atlanta	2013	L, 31-23	Atlanta
1999	W, 19-10	Tampa		W, 41-28	Tampa
2000	W, 27-14	Atlanta	2014	L, 56-14	Atlanta
2002	W, 20-6	Atlanta		L, 27-17	Tampa
	W, 34-10	Tampa	2015	W, 23-20 (OT)	Atlanta
2003	W, 31-10	Atlanta		W, 23-19	Tampa
	L, 30-28	Tampa	2016	W, 31-24	Atlanta
2004	L, 24-14	Atlanta		L, 43-28	Tampa
	W, 27-0	Tampa	2017	L, 34-20	Atlanta
2005	W, 30-27	Atlanta		L, 24-21	Tampa
	W, 27-24 (OT)	Tampa			



STANDOUT PERFORMERS

Below are highlights of how selected Buccaneers have performed during their careers against the Atlanta Falcons.

LB Kwon Alexander: In six career games against Atlanta, has totaled 65 tackles (three for loss), 2.0 sacks, two forced fumbles, two passes defended, one interception and one fumble recovery... Named NFC Defensive Player of the Week after recording 11 tackles, one forced fumble, one fumble recovery and one interception, with his two takeaways leading to 10 Buccaneers points... Racked up 10 tackles, one sack, one forced fumble and one pass defended (12/6/15)... Led all players with a then career-high 17 tackles in a win at Atlanta, while adding a sack (9/11/16).

RB Peyton Barber: Notched two rushing touchdowns, his first career multi-touchdown game (11/26/17).

LB Kendell Beckwith: Forced a fumble that was recovered by Tampa Bay (11/26/17).

TE Cameron Brate: Caught his first career touchdown pass and tied for a team-leading 48 receiving yards (11/1/15)... Had five catches for 43 yards and a touchdown (11/3/16).

LB Lavonte David: Has played 11 career games against Atlanta, totaling 90 tackles, 17 tackles for loss, five passes defended, one sack, one interception, one forced fumble and one fumble recovery... Registered six tackles and one sack in a Buccaneers victory at Atlanta (12/30/12)... Notched 10 tackles, three tackles for loss and one pass defended (10/20/13)... Recorded nine tackles one forced fumble and one fumble recovery, along with a pass defended (9/18/14)... Matched a season high with 14 tackles in the teams' Week 10 matchup in 2014 (11/9/14)... Racked up a game-high 11 tackles, two tackles for loss and intercepted a pass from Falcons QB Matt Ryan to help stop Atlanta's final drive and secure a Tampa Bay victory (12/6/15)... Led all players and matched a career high with three tackles for loss in a Week 1 Buccaneers victory (9/11/16)... Had three tackles for loss on Thursday Night Football (11/3/16).

WR Mike Evans: Has played eight career games against Atlanta, totaling 46 catches for 692 yards and six touchdowns... Led all receivers with seven receptions for 125 yards and one touchdown (11/9/14)... Caught five passes for 61 yards and the game-winning touchdown (12/6/15)... Had a game-high 99 receiving yards on five catches, including one touchdown, in a Tampa Bay victory (9/11/16)... Notched a career-best 11 receptions for 150 yards and two touchdowns (11/3/16)... Caught five passes for a touchdown (12/18/17).

DE William Gholston: Registered first career multi-sack game, dropping Atlanta QB Matt Ryan twice in a Buccaneers victory (12/6/15)... Tallied a sack on Thursday Night Football (11/3/16).

CB Brent Grimes: Recovered a Falcons fumble and returned it 37 yards (11/26/17).

TE O.J. Howard: Caught a 30-yard touchdown pass (12/18/17).

WR Adam Humphries: Recorded five catches for 46 yards and a touchdown (11/3/16)... Had five receptions for 43 yards and a touchdown (12/18/17).

WR DeSean Jackson: Caught at 34-yard touchdown pass as a member of the Philadelphia Eagles (10/17/10)... Had a season-high eight catches (11/26/17).

DT Gerald McCoy: Recorded first career three-sack game in a 41-28 victory (11/17/13)... Sacked Matt Ryan and tied a career high with two passes defended in a Buccaneers victory (9/11/16)... Notched a sack on Thursday Night Football (11/3/16).

QB Jameis Winston: In five career games against Atlanta, has thrown for 1,245 yards and 12 touchdowns, with just two interceptions, for a passer rating of 110.0, while adding two rushing touchdowns... Threw one touchdown pass and ran for another, helping the Buccaneers earn a 23-20 overtime victory (11/1/15)... Led his first career game-winning drive in overtime, helping set up a 31-yard field goal that proved to be the deciding score... Led a 12-play, 80-yard game-winning drive, which included a 20-yard rush on third-and-19 and culminated in a touchdown pass with 1:39 remaining (12/6/15)... Also rushed for a touchdown... Threw four touchdowns and registered a 125.1 passer rating in a Week 1 victory at Atlanta (9/11/16)... Had a passer rating of 110.3 after throwing for 261 yards and three touchdowns on Thursday Night Football (11/3/16)... Completed 27-of-35 passes (77.1 pct.) for 299 yards, with three touchdowns and no interceptions for a passer rating of 130.5.



Dirk Koetter was named the 11th head coach in franchise history on January 15, 2016, after serving as offensive coordinator in 2015.

Since joining Tampa Bay, Koetter has helped guide the Buccaneers to one of the NFL's top offenses, ranking seventh in yards per game (361.9), having the third-highest third-down conversion rate (43.0 pct.) and totaling the fifth-most first downs (1,028) during that timeframe.

Tampa Bay has tallied three of the top four offensive seasons in franchise history under Koetter's leadership, while also registering three of the top 10 seasons in scoring offense. The Buccaneers are one of only five teams to record at least 5,500 yards and 335 points in each of the past three seasons (also Atlanta Falcons, New England Patriots, New Orleans Saints and Pittsburgh Steelers).

Despite injuries at the quarterback position in 2017, Koetter's offense still produced the most passing yards in franchise history (4,366), along with the most first downs (352) and the most passing first downs (243), as well as the highest yards per attempt (7.61). The Buccaneers finished the 2017 season leading the league in passing first downs, ranking second in total first downs, fourth in net passing yards per game (272.9) and third down conversion rate (43.4 pct.) and tying for the 10th-most passing touchdowns (26).

While a shoulder injury forced quarterback Jameis Winston to miss the first playing time of his career, he still managed to post career bests in completion percentage (63.8 pct.), yards per attempt (7.9) and passer rating (92.2), while posting a career-low interception rate (2.5 pct.). His 7.93 yards per attempt set a single-season franchise record and his six 300-yard passing games were the most in a single season in team history. Winston also ranked in the top five in franchise history in single-season passer rating. He averaged 269.5 passing yards per game, which was the sixth-highest mark in the NFL. He also ranked fourth in both yards per attempt and yards per completion (12.43). Winston finished his third season with the third-most passing yards by a player from their rookie season through their third season, trailing only Andrew Luck and Peyton Manning, while registering the seventh-most passing touchdowns.

In his first season as an NFL head coach, Koetter led Tampa Bay to a 9-7 record, the team's most wins since 2010 and the second-most wins by any coach in their first season with the Buccaneers (Jon Gruden – 12). The Buccaneers set a franchise record for third-down conversion rate in 2016 at 43.9 pct.

In 2016, Koetter continued to help with the development of quarterback Jameis Winston, who set single-season franchise records for passing yards (4,090) and passing touchdowns (28). Winston became the youngest player to throw for 50 touchdowns in NFL history and the first player in league history to throw for at least 4,000 yards in each of his first two seasons.

Much of Winston's success in 2016 came from throwing to wide receiver Mike Evans, who earned his first career Pro Bowl nod after recording 96 catches for 1,321 yards and 12 touchdowns. His 12 touchdown receptions tied Evans' own franchise record and tied for the second-most in the NFL in 2016, while his 1,321 receiving yards were the third-most in a season in team history and the fourth-most in the league that season. Evans' 96 receptions are the second-most ever by a Buccaneer and ranked sixth in the NFL in 2016.

The 2016 season also saw a breakout performance from tight end Cameron Brate, who tied for the NFL lead in touchdown catches by a tight end, with eight, which matched the highest mark ever by a Buccaneers tight end (Jimmie Giles, 1985). Brate was second on the team in both receptions (57) and receiving yards (660), both of which ranked in the top 10 in Buccaneers history for tight ends.

Koetter's first season also saw a defensive improvement, with the Buccaneers recording 29 takeaways, the third-highest mark in the NFL and an improvement from 23 the previous season. After allowing 26.1 points per game in 2015 (26th in the league), the 2016 team allowed only 23.1 points per game (15th in the league). Tampa Bay punter Bryan Anger also had the best punting season in team history in 2016, setting franchise records for punts inside the 20 (37 – tied for the third-most in the NFL) and net punting average (42.7, the fourth-best mark in the NFL).

In his first season with Tampa Bay (2015), Koetter helped pilot one of the most successful offenses in the NFL and one of the best in team history. The team set the franchise record for total yards (6,014 – 357.0 per game), while posting the second-most rushing yards (2,162 – 135.1 per game), the then-second-most passing yards (3,852 – 240.8 per game), along with the then-fifth-most total points (342 – 21.4 per game). Tampa Bay ranked fifth in the NFL in yards per game (375.9), fifth in rushing yards per game (135.1) and second in the league in rush average (4.75). It marked the first time in franchise history that the Buccaneers have finished in the top five in total offense.

Much of Tampa Bay's offensive success in 2015 came at the hands of rookie quarterback Jameis Winston, who accounted for 28 total touchdowns (22 passing, six rushing). Koetter also helped guide Winston to 4,042 passing yards, which were the second-most in a single season in team history and then the third-most by a rookie in NFL history. Winston's 22 passing touchdowns were tied for the fourth-most in a single season in team history and the fourth-most by a rookie in NFL history. His six rushing touchdowns and 28 combined touchdowns were the most in a single season by a Buccaneers quarterback, while his 28 total touchdowns were tied for the third-most by a rookie in NFL history.

Prior to Koetter's arrival, the Buccaneers ranked 29th in rushing and tied for 29th in sacks allowed in 2014. In 2015, under Koetter's guidance, the unit completed an impressive turnaround. Despite starting two rookies on the offensive line, Tampa Bay still managed to block for the NFL's second-leading rusher (Doug Martin – 1,402 yards) and tied for the fourth-fewest sacks in the league. While Martin was a large part of the team's success running the ball, he was aided by running back Charles Sims, who totaled 1,090 scrimmage yards (107 rushes for 529 yards, 51 catches for 561 yards). Sims averaged 6.9 yards per touch, the most by any player in the NFL with at least 150 touches since 2011 (Darren Sproles in 2011, 7.6 avg.). Martin and Sims' combined 2,566 yards from scrimmage were the most by a running back duo in the NFL in 2015 and set a franchise record for backfield teammates.

Koetter also played a key role in revamping the Buccaneers' passing game. Part of the team's success passing the ball came from targeting top wide receiver Mike Evans, who caught 74 passes for 1,206 yards. His 1,206 yards are the seventh-most in a single season in team history and stood as the 11th-most in the league in 2015. Sims' 561 receiving yards were the fourth-most by a running back in the NFL in 2015, while his four receiving touchdowns set a franchise record and tied for the second-most in the league by a running back.

Koetter joined the Buccaneers after three seasons working as the offensive coordinator for the Atlanta Falcons (2012-14). During his three seasons with Atlanta, the team cumulatively ranked second in the NFL in completion percentage (67.4), third in third-down conversion percentage (44.1), fourth in passing yards (277.2 per game), ninth in passing touchdowns (86), ninth in passer rating (93.9), 10th in points (24.0 per game) and 10th in total yardage (363.5 per game), while posting the second-fewest penalties (243) and penalty yards (2,043), seventh-fewest turnovers (69) and the ninth-lowest interception percentage (2.4) in the league. Koetter was part of the Falcons staff that went 13-3 in 2012 and played in the NFC Championship Game.

Under Koetter, Falcons quarterback Matt Ryan posted three of the four highest passing yardage seasons in franchise history to that point, as well as three of the five highest completion percentage seasons. In 2012, Ryan set then-franchise records and personal bests in passing yards (4,719), completion percentage (68.6) and passing touchdowns (32), while recording the second-highest passer rating mark in Falcons history (99.1). Atlanta wide receivers also flourished under Koetter, with Julio Jones setting a then-franchise record and ranking third in the NFL in receiving yards in 2014 with 1,593 yards. In those three seasons, the Falcons had a different player lead the team in receiving yards each season (Roddy White, 2012; Harry Douglas, 2013; Jones, 2014).

While Koetter was in charge of the Falcons' offense, he coached three players to Pro Bowl appearances (Julio Jones, 2012, 2014; Tony Gonzalez, 2012-13; Matt Ryan, 2012), with Gonzalez earning first-team All-Pro honors in 2012. In his first season with Koetter in 2012, Gonzalez set a franchise record for receiving yards by a tight end, recording 93 catches for 930 yards – the most he had recorded in either category since 2008. That same season, Jones and White combined for 2,549 receiving yards, the most by a duo in the NFL.

Prior to joining the Falcons, Koetter spent five seasons as the offensive coordinator of the Jacksonville Jaguars (2007-11). In his five years with the Jaguars, the team cumulatively ranked third in the NFL in rushing yards (132.0 per game) and sixth in rushing average (4.41). Koetter's Jacksonville offenses also showed a penchant for taking care of the football, tallying the seventh-fewest turnovers in the league during that time.

Koetter had immediate success in Jacksonville, with his 2007 team setting franchise records in points (25.7 per game, sixth in the NFL) and total offense (357 yards per game, seventh in the NFL). In his first season as the starter, quarterback David Garrard ranked third in the NFL and set a franchise record in passer rating (102.2), throwing a league-low three interceptions, while leading the team to a Wild Card playoff berth and a win over the Pittsburgh Steelers. In 2008, Garrard threw for a career-best 3,620 yards and in 2010 he tossed 23 touchdowns, a career high and a franchise record.

While with the Jaguars, Koetter coached four different players to six Pro Bowl selections, including running back Maurice Jones-Drew, who earned three trips to the Pro Bowl and led the NFL in rushing in 2010 en route to earning an All-Pro selection. Koetter also helped tight end Mercedes Lewis earn a Pro Bowl berth following the 2010 season, when Lewis caught 10 touchdown passes, then tied for the most in a season in Jaguars history.

Before joining the Jaguars, Koetter spent 22 years at the collegiate level, the final six as the head coach at Arizona State (2001-06). In his six seasons with the Sun Devils, Koetter led the team to four bowl games, posting a 40-34 record. Working as both the head coach and offensive coordinator, he helped Arizona State average nearly 30 points per game over six seasons, while ranking in the top 20 in the nation in passing offense in five of his six years. In addition, five of the six Sun Devil teams during Koetter's tenure produced a 1,000-yard receiver and quarterbacks that threw for 20 or more touchdowns in five of six seasons.

Koetter's first head coaching opportunity came at Boise State, where he spent three seasons (1998-2000), finishing with a 26-10 record and two consecutive bowl wins. He was a two-time Big West Coach of the Year and two-time conference champion.

A native of Pocatello, Idaho, Koetter played collegiately at Idaho State (1978-81), helping his team to a Division I-AA national championship as a senior. He graduated with a bachelor's degree in physical education and earned a master's in athletic administration a year later. After getting his master's, he became the head coach at Highland (Idaho) High School, where he worked from 1983-84, going 19-4 and winning the 1984 state championship.

In 1985, Koetter worked as the offensive coordinator at San Francisco State and from 1986-88 was the offensive coordinator and quarterbacks coach at the University of Texas El-Paso. He then served as offensive coordinator/quarterbacks coach at Missouri from 1989-93 and offensive coordinator at Boston College (1994-95) and Oregon (1996-97).

Koetter, 59, and his wife, Kim, have two daughters, Kaylee and Kendra, and two sons, Derek and Davis.

DIRK KOETTER COACHING CAPSULE

Coaching Years in NFL: 12th year (3rd as Head Coach)
Buccaneers Head Coach: 3rd year
Regular Season Record: 16-20 (.444)
Postseason Record: 0-0 (N/A)

ASSISTANT COACHES

OFFENSE



Offensive Coordinator **Todd Monken**

- **Experience:** 7th Year NFL, 3rd Year Buccaneers
- **Notes:** In 2017, Monken helped oversee an offense that set franchise records in passing yards, first downs, passing first downs and yards per attempt.
- **Gameday Location:** Coaches Booth



Quarterbacks Coach **Mike Bajakian**

- **Experience:** 7th Year NFL, 4th Year Buccaneers
- **Notes:** QB Jameis Winston posted career bests in completion percentage, yards per attempts and passer rating in 2017, with his 7.93 yards per attempt setting a single-season franchise record.
- **Gameday Location:** On Field



Assistant Offensive Line **Butch Barry**

- **Experience:** 3rd Year NFL, 3rd Year Buccaneers
- **Notes:** Helped coach an offensive line that paved the way for 352 total first downs, the second-highest total in the NFL in 2017.
- **Gameday Location:** Coaches Booth



Wide Receivers **Skyler Fulton**

- **Experience:** 2nd Year NFL, 2nd Year Buccaneers
- **Notes:** Fulton enters his first season as the team's wide receivers coach, after working as an offensive assistant during the 2017 season.
- **Gameday Location:** On Field



Offensive Quality Control **Zack Grossi**

- **Experience:** 5th Year NFL, 5th Year Buccaneers
- **Notes:** Enters his second season working as the team's offensive quality control.
- **Gameday Location:** Coaches Booth



Running Backs Coach **Tim Spencer**

- **Experience:** 14th Year NFL, 5th Year Buccaneers
- **Notes:** Running back Peyton Barber averaged 88.75 offensive yards per game in his four starts last season.
- **Gameday Location:** On Field



Tight Ends Coach **Ben Steele**

- **Experience:** 6th Year NFL, 5th Year Buccaneers
- **Notes:** Tight ends Cameron Brate and O.J. Howard tied for the team lead in touchdown receptions, with six each. Howard's six TD catches were tied for the second-most among rookies.
- **Gameday Location:** On Field

OFFENSE (CONT.)



Run Game Coordinator/Offensive Line Coach **George Warhop**

- **Experience:** 23rd Year NFL, 5th Year Buccaneers
- **Notes:** Coached an offensive line that paved the way for 363.5 yards per game, the ninth-most in the NFL.
- **Gameday Location:** On Field



Game Management **Andrew Weidinger**

- **Experience:** 11th Year NFL, 3rd Year Buccaneers
- **Notes:** Worked as the assistant wide receivers coach in 2017, when Mike Evans became only the third player in NFL history to record 1,000 receiving yards in each of his first four seasons.
- **Gameday Location:** Coaches Booth

DEFENSE



Defensive Coordinator **Mike Smith**

- **Experience:** 19th Year NFL, 3rd Year Buccaneers
- **Notes:** During his two seasons as Tampa Bay's defensive coordinator, the Buccaneers have recorded 55 takeaways, the fourth-most in the NFL during that span.
- **Gameday Location:** Coaches Booth



Defensive Assistant **Danny Breyer**

- **Experience:** 4th Year NFL, 3rd Year Buccaneers
- **Notes:** In 2017, assisted a defense that tied for the seventh-most takeaways in the NFL (26).
- **Gameday Location:** Coaches Booth



Defensive Line Coach **Brentson Buckner**

- **Experience:** 6th Year NFL, 1st Year Buccaneers
- **Notes:** Comes to the Buccaneers after spending five seasons (2013-17) as the defensive line coach with the Arizona Cardinals.
- **Gameday Location:** On Field



Linebackers Coach **Mark Duffner**

- **Experience:** 22nd Year NFL, 3rd Year Buccaneers
- **Notes:** LB Kwon Alexander earned his first Pro Bowl nomination in 2017 after recording the second-most tackles on the team and tying for the team-lead in interceptions.
- **Gameday Location:** On Field



Secondary Coach **Jon Hoke**

- **Experience:** 16th Year NFL, 3rd Year Buccaneers
- **Notes:** In 2017, Buccaneers cornerback Brent Grimes led the team in passes defended (11) and tied for the team lead in interceptions, with three.
- **Gameday Location:** On Field

ASSISTANT COACHES (CONT.)

DEFENSE (CONT.)



Defensive Backs Coach **Brett Maxie**

- **Experience:** 18th Year NFL, 3rd Year Buccaneers
- **Notes:** Last season saw rookie safety Justin Evans tie for the team lead in interceptions with three, tied for the third-most among NFL rookies.
- **Gameday Location:** On Field



Defensive Quality Control **Stephen Nicholas**

- **Experience:** 1st Year NFL, 1st Year Buccaneers
- **Notes:** Spent the past three seasons working as a defensive quality control analyst for the University of South Florida in Tampa.
- **Gameday Location:** On Field



Assistant Defensive Line Coach **Paul Spicer**


- **Experience:** 6th Year NFL, 4th Year Buccaneers
- **Notes:** In 2017, helped coach defensive tackle Gerald McCoy, who led the team in sacks, tackles for loss and quarterback hits.
- **Gameday Location:** Coaches Booth

SPECIAL TEAMS



Special Teams Coordinator **Nate Kaczor**

- **Experience:** 10th Year NFL, 3rd Year Buccaneers
- **Notes:** In 2017, the Buccaneers had three blocked kicks (one blocked field goal and two blocked PATs), tied for the third-most in the NFL.
- **Gameday Location:** On Field



Assistant Special Teams Coach **Carlos Polk**

- **Experience:** 9th Year NFL, 5th Year Buccaneers
- **Notes:** During Polk's first four seasons as assistant special teams coach (2014-17), Tampa Bay has allowed only 5.5 yards per punt return, the lowest mark in the league during that time.
- **Gameday Location:** On Field

ACTIVE ROSTER BREAKDOWN

Oldest Buccaneer: QB Ryan Fitzpatrick, 35, born 11/24/1982
Youngest Buccaneer: RB Ronald Jones, 21, born 8/3/1997
Tallest Buccaneer: T Demar Dotson: 6-9
Shortest Buccaneers: RB Jacquizz Rodgers, 5-6
Heaviest Buccaneer: DT Vita Vea, 347
Lightest Buccaneers: CB Javien Elliott & WR DeSean Jackson, 175
Most Seasons as a Buccaneer: T Demar Dotson, 10, joined in 2009
Most NFL Seasons: 14: QB Ryan Fitzpatrick

Former First-Round Picks: 6:
M. Evans (7th), O. Howard (19th), G. McCoy (3rd),
J. Pierre-Paul (15th), V. Vea (12th), J. Winston (1st)

Former Pro Bowlers: 8:
K. Alexander, M. Evans, L. David, B. Grimes,
D. Jackson, G. McCoy, J. Pierre-Paul, J. Winston

Buccaneers with SB Exp.: 4:
B. Allen (LII w/PHI), V. Curry (LII w/PHI),
J. Pierre-Paul (XLVI w/NYG), E. Smith (XLV w/GB)


College With Most Buccaneers: Penn State:
C. Godwin, C. Nassib, D. Smith

Conference With Most Buccaneers: ACC, 9 players:
Clemson (C. Catanzaro, A. Humphries), Duke (S. Wilson),
Florida State (J. Elliott, G. Sanborn, J. Winston),
North Carolina (M. Stewart), Pittsburgh (J. Whitehead),
Syracuse (C. Lynch)

Buccaneers not from Division I: 6
A. Auclair (Laval), A. Cappa (Humboldt State),
B. Grimes (Shippensburg), R. Jensen (Colorado State-Pueblo),
A. Marpet (Hobart), L. Wester (Missouri Western)

State that produced most Buccaneers:
California, Florida and Pennsylvania tied, 6 each:

DAN QUINN



Dan Quinn was named the 16th head coach in Falcons history in February of 2015.

In his first three seasons, he compiled a 29-19 regular season record with two postseason appearances, while leading the club to an NFC title and its second Super Bowl appearance in 2016. Under Quinn's guidance, Atlanta was the only NFC team to return to the playoffs in 2017 after making the tournament in 2016.

Quinn got his start coaching the defensive line at William and Mary in 1994, followed by a season at Virginia Military Institute. He held the same position with Hofstra for four years before being promoted to defensive coordinator in 2000.

A Morristown, New Jersey native, Quinn was a four-year letter winner and two-time co-captain at Division III Salisbury (Md.) State as a defensive lineman.

DAN QUINN COACHING CAPSULE

Coaching Years in NFL: 16th year (4th as Head Coach)

Falcons Head Coach: 4th year

Regular Season Record: 30-23 (.566)

Postseason Record: 5-3 (.600)

Quinn took over the Falcons after serving as the Seattle Seahawks defensive coordinator for the last two seasons (2013-14). During that span, Quinn oversaw the NFL's top defensive unit, as Seattle led the league in yards per game (270.4), points per game (15.2) and passing yards per game (178.8). In his two seasons as the Seahawks defensive coordinator, Quinn's defense helped the team earn consecutive NFC Championships and a win over the Denver Broncos in Super Bowl XLVIII.

Quinn originally joined the Seahawks as the assistant head coach/defensive line coach in 2009, after spending the previous six years coaching the defensive line for the San Francisco 49ers (2003-04), Miami Dolphins (2005-06) and New York Jets (2007-08).

Quinn left Seattle in 2011 to becoming the defensive coordinator at the University of Florida (2011-12), where his defenses ranked in the Top 10, including ranking eight nationally in total defense (299.5 yards per game), seventh in passing defense (166.8 pass yards per game) and second in third-down defense (27.1 percent) in his first season.

Quinn began his NFL coaching career in San Francisco as a defensive assistant in 2001, before moving on to coach the defensive line from 2003-04. Following his time in San Francisco, he spent two seasons coaching Miami's defensive line, which ranked second in the NFL with 49 sacks. After Miami, his defensive line with the New York Jets ranked fifth yards per carry allowed (3.7) and seventh in sacks (41).

ATLANTA ASSISTANT COACHES

Asst. Head Coach/Passing Game Coordinator.....	Raheem Morris
Defensive Coordinator	Marquand Manuel
Offensive Coordinator	Steve Sarkisian
Special Teams Coordinator	Keith Armstrong
Defensive Passing Game Coordinator	Jerome Henderson
Wide Receivers	Dave Brock
Special Teams Assistant	Mayur Chaudhari
Defensive Quality Control	Aden Durde
Asst. Offensive Line.....	Kyle Flood
Tight Ends	Wade Harman
Defensive Assistant.....	Charlie Jackson
Asst. Defensive Line	Travis Jones
Quarterbacks	Greg Knapp
Defensive Backs.....	Doug Mallory
Run Game Coordinator/Offensive Line	Chris Morgan
Offensive Assistant.....	Justin Outten
Running Backs	Bernie Parmalee
Linebackers.....	Jeff Ulbrich
Offensive Assistant.....	Chad Walker
Defensive Line.....	Bryant Young

KOETTER/QUINN MATCH-UP

- Head Coach **Dirk Koetter** is 1-3 against the Atlanta Falcons and Head Coach **Dan Quinn**.

- Quinn is 3-3 all-time against the Tampa Bay Buccaneers.

JASON LIGHT

Jason Licht was named the fifth general manager of the Tampa Bay Buccaneers on January 21, 2014. Now in his 22nd NFL season, including one as a coach, Licht has had a proven track record of success. Since joining the Miami Dolphins front office in 1995, teams that Licht has been a part of have won over 53 percent of their games, including eight seasons with double-digit victories, while making nine playoff appearances and winning eight division titles, four conference championships and one Super Bowl title. Below is a breakdown of Licht's Year-by-Year record as a personnel member/coach.

JASON LIGHT - YEAR-BY-YEAR RECORD AS PERSONNEL MEMBER/COACH

Year	Team	W	Pct.	Playoffs	Pct.	Result
1995	Miami	9-7	.563	0-1	0.00	3rd in AFC East, Reached Wild Card Playoffs
1996*	Miami	8-8	.500	0-0	-	4th in AFC East
1998	Carolina	4-12	.250	0-0	-	4th in NFC West
1999	New England	8-8	.500	0-0	-	5th in AFC East
2000	New England	5-11	.313	0-0	-	5th in AFC East
2001	New England	11-5	.688	3-0	1.000	1st in AFC East, Won SB XXXVI
2002	New England	9-7	.563	0-0	-	2nd in AFC East
2003	Philadelphia	12-4	.750	1-1	.500	1st in NFC East, Reached Conference Championship
2004	Philadelphia	13-3	.813	2-1	.666	1st in NFC East, Reached Super Bowl XXIX
2005	Philadelphia	6-10	.375	0-0	-	4th in NFC East
2006	Philadelphia	10-6	.625	1-1	.500	1st in NFC East, Reached Divisional Playoffs
2007	Philadelphia	8-8	.500	0-0	-	4th NFC East
2008	Arizona	9-7	.563	3-1	.750	1st in NFC West, Reached Super Bowl XLIII
2009	New England	10-6	.625	0-1	.000	2nd in AFC East, Reached Wild Card Playoffs
2010	New England	14-2	.875	0-1	.000	1st in AFC East, Reached Divisional Playoffs
2011	New England	13-3	.813	2-1	.666	1st in AFC East, Reached Super Bowl XLVI
2012	Arizona	5-11	.313	0-0	-	4th in NFC West
2013	Arizona	10-6	.625	0-0	-	3rd in NFC West
2014	Tampa Bay	2-14	.125	0-0	-	4th NFC South
2015	Tampa Bay	6-10	.400	0-0	-	4th NFC South
2016	Tampa Bay	9-7	.533	0-0	-	2nd NFC South
2017	Tampa Bay	5-11	.267	0-0	-	4th NFC South
2018	Tampa Bay	2-2	.667	0-0	-	
TOTALS		188-168	.528	12-8	.600	9 playoff appearances, 7 Division Championships 4 Conference Championships, 1 Super Bowl Championship

*Licht worked as an offensive assistant/quality control coach for Miami this season.

NOTABLE PLAYERS DRAFTED WITH LIGHT

Below is a list of players who have earned postseason honors after being drafted by a team that Licht worked for:

Name, Pos.	Drafted	Team	Notes
Damien Woody, OL	1999 (1st Rd., 17th overall)	New England Patriots	2002 Pro Bowl, 2x SB Champion (XXXVI, XXXVIII)
Kevin Faulk, RB	1999 (2nd Rd., 46th overall)	New England Patriots	Patriots All-2000s Team, 50th Anniversary Team
Tom Brady, QB	2000 (6th Rd., 199th overall)	New England Patriots	2x NFL MVP, 3x Super Bowl MVP
Richard Seymour, DE	2001 (1st Rd., sixth overall)	New England Patriots	NFL 2000s All-Decade Team, 7x Pro Bowl, 5x All-Pro
Matt Light, T	2001 (2nd Rd., 48th overall)	New England Patriots	3x Pro Bowl, All-Pro (2001)
Shawn Andrews, G	2004 (1st Rd., 16th overall)	Philadelphia Eagles	Eagles 75th Anniversary Team, 3x Pro Bowl, 2x All-Pro
Trent Cole, DE	2005 (5th Rd., 146th overall)	Philadelphia Eagles	2x Pro Bowl, All-Pro (2009), 2x Top 100 Player Choice
DeSean Jackson, WR	2008 (2nd Rd., 49th overall)	Philadelphia Eagles	3x Pro Bowl, PFWA All-NFC & 2nd-Team All-Pro (2009)
Julian Edelman, WR	2009 (7th Rd., 232nd overall)	New England Patriots	SB Champion (XLIX), #91 on Top 100 Players (2015)
Devin McCourty, DB	2010 (1st Rd., 27th overall)	New England Patriots	SB Champion (XLIX), 2x All-Pro, Pro Bowl (2010)
Rob Gronkowski, TE	2010 (2nd Rd., 42nd overall)	New England Patriots	SB Champion (XLIX), 4x Pro Bowl, 4x All-Pro
Nate Solder, T	2011 (1st Rd., 17th overall)	New England Patriots	SB Champion (XLIX), 2011 All-Rookie Selection
Chandler Jones, DE	2012 (1st Rd., 21st overall)	New England Patriots	SB Champion (XLIX), Pro Bowl (2015)
Tyrann Mathieu, DB	2013 (3rd Rd., 69th overall)	Arizona Cardinals	All-Pro & Pro Bowl (2015), PFWA All-Rookie Selection
Mike Evans, WR	2014 (1st Rd., seventh overall)	Tampa Bay Buccaneers	All-Pro & Pro Bowl (2017), PFWA All-Rookie Selection,
Jameis Winston, QB	2015 (1st Rd., first overall)	Tampa Bay Buccaneers	Pro Bowl (2016), PFWA All-Rookie Selection
Donovan Smith, T	2015 (2nd Rd., 34th overall)	Tampa Bay Buccaneers	PFWA All-Rookie Selection
Ali Marpet, G	2015 (2nd Rd., 61st overall)	Tampa Bay Buccaneers	PFWA All-Rookie Selection
Kwon Alexander, LB	2015 (4th Rd., 124th overall)	Tampa Bay Buccaneers	PFWA All-Rookie Selection
Vernon Hargreaves III, CB	2016 (1st Rd., 11th overall)	Tampa Bay Buccaneers	PFWA All-Rookie Selection

2018 NOTABLE FREE AGENTS & TRADE ADDITIONS



DT Beau Allen joined Tampa Bay after spending his first four seasons with the Philadelphia Eagles (2014-17), including winning Super Bowl LII. In his first four years, Allen played in 63 regular season games, with eight starts, registering 87 tackles, including 10 for loss, 2.0 sacks and a fumble recovery, which he returned 10 yards. He also played in all three postseason games in 2017, en route to Philadelphia's Super Bowl LII championship.

In 2017, Allen was part of a defense that allowed the fewest rushing yards per game (79.2), the sixth-lowest yards per carry (3.76) and tied for the third-fewest rushing touchdowns (seven).




K Chandler Catanzaro joined Tampa Bay after spending the 2017 season with the New York Jets. He originally entered the league as a college free agent and spent his first three seasons (2014-16) with the Arizona Cardinals. In his first four seasons, Catanzaro has made 103-of-122 field goals attempted (84.4 pct.).

From 2014-17, Catanzaro had the eighth-most made field goals in the NFL (103) and the seventh-most points (461) during that span. In 2015, he tied a Cardinals record with 53 extra points made and finished third in the NFL with 137 points. In 2017, Catanzaro had a 67.2 touchback percentage on kickoffs, which ranked seventh in the NFL and was the highest by a Jets kicker since 1994, when Stats, Inc. first began tracking touchback percentage.



DE Vinny Curry joined the Buccaneers after playing for the Philadelphia Eagles in his first six seasons (2012-17). In his first six seasons, Curry played in 84 regular season games, with 16 starts, totaling 130 tackles, 33 tackles for loss, 22.0 sacks, five forced fumbles, two passes defended and one fumble recovery.

In 2017, Curry started all 16 regular season games for Philadelphia, as well as all three Super Bowl contests, en route to Philadelphia's Super Bowl LII championship. Curry, along with recently signed Buccaneers defensive tackle Beau Allen, was part of a defense that allowed the fewest rushing yards per game (79.2), the sixth-lowest yards per carry (3.76) and tied for the third-fewest rushing touchdowns allowed (seven).



C Ryan Jensen came to Tampa Bay after spending his first five seasons with the Baltimore Ravens (2013-17). Originally a sixth-round pick (203rd overall) in the 2013 NFL Draft, Jensen played in 35 regular season games for the Ravens, with 25 starts, including starting all 16 games for Baltimore in 2017.

In 2017, Jensen was part of an offensive line that tied for the seventh-fewest sacks allowed (27) in the NFL, while rushing for 116.0 yards per game, the 11th-highest mark in the league. Jensen helped block for Ravens running back Alex Collins, who averaged 4.59 yards per carry, the ninth-highest mark in the NFL.




DE Jason Pierre-Paul came to Tampa Bay after spending his first eight seasons with the Giants (2010-17), starting 85-of-111 regular season games, totaling 423 tackles, 87 for loss, 58.5 sacks, 47 passes defended, 13 forced fumbles, seven fumble recoveries — including a 43-yard fumble returned for a touchdown — and two interceptions, both returned for touchdowns. Pierre-Paul also started all four games in the 2011 postseason for New York, recording 18 tackles, four passes defended and a half-sack in helping the Giants win Super Bowl XLVI.

In 2017, Pierre-Paul led the Giants with 8.5 sacks, the fourth time in his eight seasons that he led the team in sacks. In 2011, Pierre-Paul totaled 16.5 sacks, the fourth-most in a single season in Giants history, en route to earning Pro Bowl and Associated Press first-team All-Pro honors. His 16.5 sacks that season are the fourth-most in a single season in Giants history, while his 86 tackles and 23 tackles for loss each led NFL defensive linemen that season. Pierre-Paul also earned a Pro Bowl berth following the 2012 season, when he led the Giants in sacks (6.5) and scored his first career touchdown, a 28-yard interception return.

From 2010-17, Pierre-Paul had three return touchdowns (two interceptions, one fumble recovery), which tied for the most among all defensive linemen. His 47 passes defended tied with J.J. Watt for the most by a defensive lineman in that span. Pierre-Paul's 423 tackles during that span tied for the second-most by a defensive lineman, while his 87 tackles for loss were fifth among defensive lineman and 12th in the NFL during that time.

In his career, Pierre-Paul has been named NFC Defensive Player of the Week four times, trailing only Hall of Famers Lawrence Taylor (9) and Michael Strahan (5) for the most in Giants history. Pierre-Paul was also named NFC Defensive Player of the Month in December 2011.



DL Mitch Unrein played in 95 career regular season games, with 24 starts, totaling 125 tackles, 4.5 sacks and one fumble recovery before joining the Buccaneers. Unrein comes to Tampa Bay from the Chicago Bears, where he has played since 2015.

After entering the league as a college free agent with the Houston Texans in 2010, Unrein spent time on the Denver Broncos' practice squad before being promoted to the active roster and playing four seasons in Denver (2011-14), including as part of the Broncos' 2013 AFC Champion team that played in Super Bowl XLVIII. Following his time in Denver, Unrein played two games for the San Diego Chargers in 2015, before being released and signing with the Bears.

2018 TAMPA BAY BUCCANEERS DRAFT CLASS

2018 DRAFT PICKS



DT **Vita Vea** was chosen 12th overall, out of Washington, where he played in 40 career games, totaling 100 tackles (15 for loss), 9.5 sacks, six passes defended, two forced fumbles and two blocked kicks. In 2017, Vea won the Pac-12 Pat Tillman Defensive Player of the Year Award, as well as the Morris Trophy, given annually to the top defensive lineman in the Pac-12, as voted on by the conference's offensive linemen. He was also a second-team All-American selection by USA Today, Sports Illustrated, SB Nation and TheAthletic.com. The Milpitas, California native was a first-team All-Pac-12 selection by both the league's coaches and the Associated Press in addition to finishing as a Bednarik Award semifinalist.

During his redshirt junior year (2017), Vea started all 13 games, recording 44 tackles (5.5 for loss), four passes defended, 2.5 sacks and a blocked punt. He helped anchor Washington's run defense, which ranked fourth in the NCAA in rushing yards allowed per game (100.9), while allowing only 2.86 yards per carry, the second-lowest mark in the NCAA, trailing only Alabama. Vea was part of a Washington defense that allowed only 16.1 points per game, the fifth-best mark in the country, and surrendered 298.0 yards per game, the eighth-fewest in the NCAA.



RB **Ronald Jones** was chosen 38th overall, out of USC. In three seasons with the Trojans, the McKinney, Texas, native rushed 591 times for 3,619 yards (6.1 avg.) and 39 touchdowns, while adding 32 catches for 301 yards and three touchdowns. In 2017, Jones rushed for 1,550 yards, the eighth-most in the NCAA and the eighth-most in a single season in USC history. He added 19 rushing touchdowns, the fifth-most in the country and tied for the fourth-most in a single season in school history.



CB **M.J. Stewart** was chosen 53rd overall, out of North Carolina. The Arlington, Virginia native totaled 199 tackles (11.5 for loss), 41 passes defended, three forced fumbles, three fumble recoveries and three sacks in his career. Stewart earned honorable mention All-ACC from the Atlantic Coast Sports Media Association in both his junior and senior seasons, after being named second-team All-ACC as a sophomore, when he tied for the conference lead with 18 passes defended.



CB **Carlton Davis** was selected 63rd overall, out of Auburn. During his three seasons with the Tigers, Davis started 32-of-38 games, totaling 138 tackles (4.5 for loss), 33 passes defended, four interceptions, three forced fumbles and one fumble recovery. In 2017, Davis was a first-team All-America selection by Sports Illustrated.com and earned second-team All-America honors from Walter Camp, the Associated Press and the American Football Coaches Association, while also being chosen as first-team All-SEC by the league's coaches.




OL **Alex Cappa** was the 94th overall selection in the Draft, out of Humboldt State – the first player drafted from Humboldt State since 1992 (WR Freeman Baysinger, New England). Cappa set a Greater Northwest Athletic Conference record after earning GNAC Offensive Lineman of the Year in each of his four seasons with the Lumberjacks. As a senior in 2017, the Dublin, California native was also a finalist for the Gene Upshaw Award, given annually to the top lineman in NCAA Division II football. Cappa also earned numerous All-American distinctions, including Division II First-Team AP All-American honors as a senior.



S **Jordan Whitehead** was selected 117th overall out of Pittsburgh. In his three seasons with the Panthers, Whitehead started 30-of-31 games, totaling 234 tackles (7.5 for loss), 12 passes defended, three interceptions, three fumble recoveries and two forced fumbles, as well as a half-sack. The Aliquippa, Pennsylvania native also saw time on offense, rushing 43 times for 362 yards (8.4 avg.) and three touchdowns, as well as a two-point conversion rush.



WR **Justin Watson** was chosen with the 144th overall pick out of Penn, where he finished as the school's all-time leader in receptions (286), receiving yards (3,777), receiving touchdowns (33) and all-purpose yards (4,116). He holds single season school records for receptions (89 in 2016), receiving yards (1,115 in 2016) and receiving touchdowns (14 in 2017).



LB **Jack Cichy** was selected 202nd overall out of Wisconsin. In his collegiate career, the Somerset, Wisconsin native played in 24 games, with 11 starts, totaling 120 tackles (15 for loss), 6.5 sacks, six passes defended and two forced fumbles. Cichy missed the 2017 season with an injury. As a redshirt junior in 2016, he was a semifinalist for the Butkus Award, given annually to the best linebacker in college football, while also earning All-Big Ten honorable mention recognition. Cichy was also the 2015 Holiday Bowl Defensive MVP after recording 3.0 sacks against USC – on three consecutive plays.

2018 NFL DRAFT SELECTIONS (6)

RD.	NO.	PLAYER	POS.	HT.	WT.	COLLEGE
1	12	Vita Vea	DT			Washington
2	38	Ronald Jones	RB			USC
2	53	M.J. Stewart	CB			North Carolina
2	63	Carlton Davis	CB			Auburn
3	94	Alex Cappa	OL			Humboldt State
4	117	Jordan Whitehead	S			Pittsburgh
5	144	Justin Watson	WR			Pennsylvania
6	202	Jack Cichy	LB			Wisconsin

HONOR ROLL

Below is a look at awards and honors Buccaneers players received since the 2017 season:

LB KWON ALEXANDER

- **2018 Pro Bowl Selection** - Ranked second on the Buccaneers in tackles, with 97, while tying for the team lead in interceptions, with three. Alexander's three interceptions tied for the most by any linebacker in the NFL last season and he was one of only five players in the league to record at least 95 tackles and three interceptions (also Atlanta linebacker Deion Jones, Carolina linebacker Luke Kuechly, Buffalo cornerback Jordan Poyer and Jacksonville linebacker Telvin Smith). Since entering the league in 2015, Alexander is the only player in the NFL to record at least 300 tackles, 6.0 sacks and six interceptions.

TE CAMERON BRATE

- **Pro Football Focus Team of the Week (Week 6 at ARI, 2017)** - Caught six passes for 76 yards and a touchdown, with five of his six receptions going for a first down.

LB LAVONTE DAVID

- **Pro Football Focus Team of the Week (Week 2 vs. CHI, 2017)** - Led the game with nine tackles, including one tackle for loss, and recovered a fumble that helped set up a Buccaneers touchdown. PFF credited him with a team-high five "defensive stops" in the game.

T DEMAR DOTSON

- **Pro Football Focus Team of the Week (Week 2 vs. CHI, 2017)** - Part of an offensive line that blocked for 117 rushing yards and, per PFF, did not allow any pass pressures in 35 pass attempts.

S JUSTIN EVANS

- **Pro Football Focus Team of the Week (Week 2 vs. PHI, 2018)** - Recorded six tackles and a pass defended.

WR MIKE EVANS

- **Pro Football Focus Team of the Week (Week 1 at NO, 2018)** - Caught seven passes for 147 yards and a touchdown.
- **Pro Football Focus Team of the Week (Week 7 at BUF, 2017)** - Caught seven passes for 88 yards and a touchdown, earning a first down on all seven catches, with three coming on third down.

QB RYAN FITZPATRICK

- **NFC Offensive Player of the Week, FedEx Air Player of the Week & Pro Football Focus Team of the Week (Week 1 at NO, 2018)** - Went 21-of-28 (75 pct.) for 417 yards (14.89 yards per attempt), with four touchdowns and no interceptions, compiling a passer rating of 156.2. He also added 36 rushing yards and a rushing touchdown.
- **NFC Offensive Player of the Week, Pro Football Focus Team of the Week (Week 2 vs. PHI, 2018)** - Went 27-of-33 (81.1 pct.) for 402 yards (12.18 yards per attempt), with four touchdowns and one interceptions, compiling a passer rating of 144.4.

WR CHRIS GODWIN

- **NFC Offensive Player of the Week (Week 17 vs. NO, 2017)** - Caught seven passes for 111 yards, including the game-winning 39-yard touchdown with under 10 seconds remaining. His 111 receiving yards led all NFC players in Week 17, while his seven receptions were tied for the second-most by any NFC wide receiver. Both marked career highs. Five of Godwin's seven catches resulted in first downs, tied for the most receiving first downs by an NFC player.

WR DESEAN JACKSON

- **Pro Football Focus Team of the Week (Week 1 at NO, 2018)** - Caught five passes for 146 yards and two touchdowns. PFF credited him with 11.23 yards per route run, the highest among wide receivers in Week 1.

G ALI MARPET

- **Pro Football Focus Team of the Week (Week 1 at NO, 2018)** - Helped block for an offense that recorded 529 total yards, the second-highest single game total in team history. PFF credited him with a 100.0 pass blocking grade, not allowing a sack, hit or hurry.
- **Pro Football Focus Team of the Week (Week 6 at ARI, 2017)** - Part of an offensive line that helped block for 414 yards and only allowed one sack and hurry in 49 pass blocking attempts.

DT GERALD MCCOY

- **2018 Pro Bowl Selection** - Led the team in sacks (6.0) tackles for loss (13) and quarterback hits (24). McCoy's 6.0 sacks were tied for the fifth-most by an NFC defensive tackle, while his 13 tackles for loss were second in the NFL among defensive tackles and his 24 quarterback hits ranked 10th in the NFL and second among defensive tackles.
- **Pro Football Focus Team of the Week (Week 11 at MIA, 2017)** - Notched a sack and three quarterback hits, to go along with a season-high seven tackles. PFF credited him with "four total defensive stops."
- **Pro Football Focus Team of the Week (Week 10 vs. NYJ, 2017)** - Tallied two sacks and four total quarterback hits, with two tackles for loss. PFF credited him with "four total defensive stops," helping limit the Jets to just 56 rushing yards.
- **Pro Football Focus Team of the Week (Week 4 vs. NYG, 2017)** - Recorded three tackles for loss and one quarterback hit, while PFF credited him with "four total pressures" and "three defensive stops" in the run game.
- **Pro Football Focus 2017 First Quarter All-Pro Team (2017)** - Tied for the most quarterback hits and the second-most tackles for loss by a defensive tackle through the first quarter of the season. PFF ranked him eighth in the NFL in "pass-rush productivity" and credited him with "five stops in run defense," despite having played only three games.

CB RYAN SMITH

- **Pro Football Focus Team of the Week (Week 2 vs. PHI, 2018)** - Recorded seven tackles, two passes defended and two special teams tackles. Per PFF, allowed only one reception for two yards.

OFFENSE UNDER KOETTER

Dirk Koetter was named the Tampa Bay Buccaneers Offensive Coordinator in 2015, before being elevated to Head Coach in 2016. His three seasons overseeing the Buccaneers offense have produced one of the top offenses both in team history and in the NFL during that span.

KOETTER'S OFFENSE IN TEAM HISTORY

Koetter has produced three of the top four offensive seasons and passing seasons in team history, while also ranking in the top 10 in scoring in team history in each of his three years.

MOST NET YARDS - SINGLE SEASON (Team History)

Rank	Season	Yards
1.	2015	6,014
2.	2012	5,820
3.	2017	5,816
4.	2016	5,542
5.	2008	5,456

MOST NET PASSING YARDS - SINGLE SEASON (Team History)

Rank	Season	Yards
1.	2017	4,366
2.	2012	3,983
3.	2016	3,926
4.	2015	3,852
5.	2003	3,805

MOST POINTS - SINGLE SEASON (Team History)

Rank	Season	Points
1.	2012	389
2.	2000	388
3.	2008	361
4.	2016	354
5.	2002	346
6.	2015	342
7.	2010	341
8.	2017	335
8.	1984	335
10.	2007	334

Koetter's offenses also hold single-season team records in pass attempts (605 - 2017), pass completions (378 - 2017), yards per attempt (7.61 - 2017), passing touchdowns (29 - 2016), passing first downs (243 - 2017), rushing average (4.75 - 2015) third-down conversion rate (43.9 pct. - 2016) and total first downs (352 - 2017).

KOETTER'S OFFENSE VS. NFL

Koetter's offenses have not only been some of the best in franchise history, they have ranked among the top offenses in the NFL.

NFL MOST NET YARDS PER GAME - (2015-18)

Rank	Team	Yds./Gm.
1.	New Orleans Saints	408.6
2.	Atlanta Falcons	385.7
2.	Pittsburgh Steelers	384.2
4.	New England Patriots	382.4
5.	Los Angeles Chargers	371.9
6.	Tampa Bay Buccaneers	367.4
7.	Washington Redskins	360.5
8.	Philadelphia Eagles	365.6
9.	Kansas City Chiefs	355.8
10.	Jacksonville Jaguars	355.0

NFL MOST NET PASSING YARDS - (2015-18)

Rank	Team	Yds./Gm.
1.	New Orleans Saints	298.8
2.	Pittsburgh Steelers	279.1
3.	Los Angeles Chargers	276.8
4.	Atlanta Falcons	273.8
5.	New England Patriots	274.2
6.	Tampa Bay Buccaneers	261.5
7.	Detroit Lions	261.2
8.	Washington Redskins	261.2
9.	Oakland Raiders	247.9
10.	Arizona Cardinals	247.6

The Buccaneers have been extremely efficient in converting third downs under Dirk Koetter, ranking in the top five of the NFL.

NFL HIGHEST THIRD-DOWN CONVERSION RATE - (2015-18)

Rank	Team	3rd. Conv.	3rd. Att.	Pct.
1.	Atlanta Falcons	301	668	45.1
2.	New Orleans Saints	308	689	44.7
3.	Tampa Bay Buccaneers	281	656	42.8
4.	New England Patriots	299	704	42.5
5.	Los Angeles Chargers	290	700	41.4

EVANS VS. NFL

Since entering the league, Buccaneers WR **Mike Evans** has been one of the best receivers in the league, tying for the fifth-most receiving touchdowns and ranking sixth in receiving yards.

NFL RECEIVING TOUCHDOWN LEADERS (2014-18)

Rank	Player (Current Team)	Rec. TD
1.	WR Antonio Brown (PIT)	49
2.	WR Odell Beckham Jr. (NYG)	39
3.	WR DeAndre Hopkins (HOU)	36
3.	WR Jordy Nelson (OAK)	36
5.	WR Mike Evans (TB)	35
5.	TE Rob Gronkowski (NE)	35

NFL RECEIVING YARDS LEADERS (2014-18)

Rank	Player (Team)	Rec. Yards
1.	WR Julio Jones (ATL)	6,881
2.	WR Antonio Brown (PIT)	6,722
3.	WR DeAndre Hopkins (HOU)	5,657
4.	WR Demaryius Thomas (DEN)	5,228
5.	WR T.Y. Hilton (IND)	5,177
6.	WR Mike Evans (TB)	5,005
7.	WR Odell Beckham Jr. (NYG)	4,886
8.	WR A.J. Green (CIN)	4,789
9.	WR Golden Tate (DET)	4,655
10.	WR Emmanuel Sanders (DEN)	4,512

EVANS MAKING HISTORY

Evans totaled 4,579 receiving yards through his first four seasons, the sixth-most by any player through their first four seasons since the 1970 NFL/AFL merger. He is one of only three players in NFL history to have at least 1,000 receiving yards in each of their first four seasons.

MOST RECEIVING YARDS BY A PLAYER IN HIS FIRST FOUR SEASONS (Since 1970 Merger)

Rank	Player	Yards
1.	Randy Moss (MIN, 1998-2001)	5,396
2.	Torry Holt (STL, 1999-2002)	5,088
3.	Jerry Rice (SF, 1985-88)	4,881
4.	A.J. Green (CIN, 2011-14)	4,874
5.	Anquan Boldin (ARI, 2003-06)	4,605
6.	Mike Evans (TB, 2014-17)	4,579
7.	Larry Fitzgerald (ARI, 2004-07)	4,544
8.	DeAndre Hopkins (HOU, 2013-16)	4,487
9.	Odell Beckham Jr. (NYG, 2014-17)	4,424
10.	T.Y. Hilton (IND, 2012-15)	4,413

Evans had 27 receiving touchdowns in his first three seasons, which tied for the ninth-most by any player through their first three seasons since the 1970 NFL/AFL merger.

MOST RECEIVING TD BY A PLAYER IN HIS FIRST THREE SEASONS (Since 1970 Merger)

Rank	Player	Rec. TD
1.	Randy Moss (MIN, 1998-2000)	43
2.	Jerry Rice (SF, 1985-87)	40
3.	Rob Gronkowski (NE, 2010-12)	38
4.	John Jefferson (SD, 1978-80)	36
5.	Odell Beckham Jr. (NYG, 2014-16)	35
6.	Daryl Turner (SEA, 1984-86)	30
7.	A.J. Green (CIN, 2011-13)	29
8.	Sammy White (MIN, 1976-78)	28
9.	Mike Evans (TB, 2014-16)	27
9.	Dez Bryant (DAL, 2010-12)	27



EXCELLENT EVANS

EVANS IN 2016

WR **Mike Evans** had his best season yet in 2016, earning a Pro Bowl trip and being named second-team Associated Press All-Pro after tying for the second-most receiving touchdowns in the NFL, recording the fourth-most receiving yards and sixth-most receptions in the league.

Evans had one of the best seasons in Buccaneers history, tying for the most receiving touchdowns in a season in team history while recording the second-most receptions and ranking third in receiving yards.

2016 NFL RECEIVING TOUCHDOWN LEADERS

Rank	Player (Team)	Rec. TD
1.	WR Jordy Nelson (GB)	14
2.	WR Mike Evans (TB)	12
2.	WR Antonio Brown (PIT)	12
2.	WR Davante Adams (GB)	12
5	WR Odell Beckham Jr. (NYG)	10

2016 NFL RECEIVING YARDS LEADERS

Rank	Player (Team)	Rec. Yards
1.	WR T.Y. Hilton (IND)	1,448
2.	WR Julio Jones (ATL)	1,409
3.	WR Odell Beckham Jr. (NYG)	1,367
4.	WR Mike Evans (TB)	1,321
5.	WR Antonio Brown (PIT)	1,284

2016 NFL RECEPTION LEADERS

Rank	Player (Team)	Rec.
1.	WR Larry Fitzgerald (ARI)	107
1.	WR Antonio Brown (PIT)	106
3.	WR Odell Beckham Jr. (NYG)	101
4.	WR Julian Edelman (NE)	98
5.	WR Jordy Nelson (GB)	97
6.	WR Mike Evans (TB)	96
7.	WR Doug Baldwin (SEA)	94
7.	WR Jarvis Landry (MIA)	94
9.	WR Michael Thomas (NO)	92
10.	WR T.Y. Hilton (IND)	91
10.	WR Demaryius Thomas (DEN)	91

MOST RECEIVING TOUCHDOWNS - SINGLE SEASON (Team History)

Rank	Player	TDs
1.	WR Mike Evans, 2014	12
1.	WR Mike Evans, 2016	12
3.	WR Mike Williams, 2010	11
4.	WR Joey Galloway 2005	10
5.	WR Mark Carrier, 1989	9
5.	WR Bruce Hill, 1988	9
5.	WR Kevin House, 1981	9
5.	WR Mike Williams, 2012	9

MOST RECEPTIONS - SINGLE SEASON (Team History)

Rank	Player	Rec.
1.	WR Keyshawn Johnson, 2001	106
2.	WR Mike Evans, 2016	96
3.	WR Mark Carrier, 1989	86
4.	RB James Wilder, 1984	85
5.	WR Keenan McCardell, 2003	84

MOST RECEIVING YARDS - SINGLE SEASON (Team History)

Rank	Player	Yards
1.	WR Mark Carrier, 1989	1,422
2.	WR Vincent Jackson, 2012	1,384
3.	WR Mike Evans, 2016	1,321
4.	WR Joey Galloway, 2005	1,287
5.	WR Keyshawn Johnson, 2001	1,266

EXCELLENT EVANS

EVANS IN BUCCANEERS HISTORY

Through his first five seasons, Evans has proven himself one of the best receivers in franchise history, recording the most touchdown receptions in team history and totaling the second-most receiving yards.

MOST RECEIVING TOUCHDOWNS (Team History)

Rank	Player	TDs
1.	WR Mike Evans, 2014-Present	35
2.	TE Jimmie Giles, 1978-86	34
3.	WR Kevin House, 1980-86	31
4.	WR Joey Galloway, 2004-08	28
5.	WR Mark Carrier, 1987-92	27

MOST RECEIVING YARDS (Team History)

Rank	Player	Yards
1.	WR Mark Carrier, 1987-92	5,018
2.	WR Mike Evans, 2014-Present	5,005
3.	WR Kevin House, 1980-86	4,928
4.	WR Vincent Jackson, 2012-2016	4,326
5.	TE Jimmie Giles, 1978-86	4,300
6.	WR Joey Galloway, 2004-08	3,912
7.	WR Keyshawn Johnson, 2000-03	3,828
8.	RB James Wilder, 1981-89	3,492
9.	WR Gerald Carter, 1981-87	3,443
10.	WR Mike Williams, 2010-13	2,947

STANDOUT GAME

Evans had 209 receiving yards at Washington in his rookie season, the ninth-most by a rookie in a single game since 1960 and the third-most by any player in Buccaneers history.

SINGLE-GAME ROOKIE RECEIVING YARD LEADERS SINCE 1960

Player	Date (Opp.)	Rec.	TD	Yards
1. Jerry Butler (BUF)	9/23/79 (vs. NYJ)	10	4	255
2. Jerry Rice (SF)^	12/9/85 (vs. RAM)	10	1	241
3. Justin Blackmon (JAC)	11/18/12 (at HOU)*	7	1	236
4. Eddie Kennison (STL)	12/15/96 (at ATL)	5	3	226
5. Anquan Boldin (ARI)	9/7/03 (at DET)	10	2	217
6. Mark Carrier (TB)	12/6/87 (at NO)	8	1	212
7. Jackie Smith (STL)^	10/13/63 (vs. PIT)	9	2	212
8. Sammy White (MIN)	11/7/76 (vs. DET)	7	2	210
9. Mike Evans (TB)	11/16/14 (at WAS)	7	2	209
10. Rod Gardner (WAS)	10/21/01 (vs. CAR)*	6	1	208

* Overtime game

^ Inducted into the Pro Football Hall of Fame

MOST RECEIVING YARDS IN A SINGLE GAME (Team History)

Player	Opponent-Date	Receiving Yards
1. Vincent Jackson	vs. NO-10/21/12	216
2. Mark Carrier*	at NO-12/6/87	212
3. Mike Evans*	at WAS-11/16/14	209
4. Antonio Bryant	at CAR-12/8/08	200
5. Kevin House	at OAK-10/18/81	178

EVANS VS. 2014 DRAFT CLASS

The 2014 rookie receiver class was lauded as one of the best in NFL history with 12 rookies recording at least 500 receiving yards, including three with 1,000+ receiving yards. One of those three was Buccaneers wide receiver Mike Evans, whose 1,051 receiving yards and 12 touchdowns announced his presence as a standout wide receiver in the NFL.

Evans has continued his success since then and is proving to be one of the best in a historic class, ranking first in receiving yards, second in receiving touchdowns and third in receptions.

2014 DRAFT CLASS RECEIVING LEADERS (Career)

Player (Current Team)	GP	Rec.	TD	Yards
1. Mike Evans (TB)	65	338	35	5,005
2. Odell Beckham (NYG)	52	352	39	4,886
3. Jarvis Landry (CLE)	69	429	23	4,419
4. Brandin Cooks (LAR)	63	306	28	4,395
5. Sammy Watkins (KC)	57	212	26	3,306
6. Davante Adams (GB)	64	274	30	3,236
7. Allen Robinson (CHI)	47	221	23	3,065
8. Jordan Matthews (PHI)	59	254	21	3,036
9. John Brown (BAL)	61	192	20	2,911
10. Allen Hurns (DAL)	57	197	22	2,753

Evans has posted 15 100-yard receiving games, the second-most from the draft class

2014 NFL DRAFT CLASS MOST 100-YARD RECEIVING GAMES (Career)

Rank	Player (Current Team)	100-Yd. Games
1.	WR Odell Beckham Jr. (NYG)	22
2.	WR Mike Evans (TB)	15
3.	WR Sammy Watkins (KC)	12
4.	WR Brandin Cooks (LAR)	11
5.	WR Jarvis Landry (CLE)	9

EXCELLENT EVANS

ROOKIE ROCKSTAR

Evans had 12 receiving touchdowns in 2014, tied for the third-most in a single season by a rookie since the merger.

NFL MOST RECEIVING TOUCHDOWNS IN A SINGLE SEASON (Rookies Since 1970)

Rank	Player	TDs
1.	WR Randy Moss, MIN, 1998	17
2.	WR John Jefferson, SD, 1978	13
3.	WR Mike Evans, TB 2014	12
3.	WR Odell Beckham, NYG 2014	12
5.	WR Mike Williams, TB, 2010	11

Evans' three multi-touchdown games were the most in a single season in franchise history and tied for the fourth-most by a rookie since the merger.

Evans had 1,051 receiving yards as a rookie, the 11th-most in a single season by a rookie since the merger.

NFL MOST RECEIVING YARDS IN A SINGLE SEASON (Rookies Since 1970)

Rank	Player	Yards
1.	WR Anquan Boldin, ARI, 2003	1,377
2.	WR Randy Moss, MIN, 1998	1,313
3.	WR Odell Beckham, NYG 2014	1,305
4.	WR Michael Clayton, TB, 2004	1,193
5.	WR Mike Thomas, NO, 2016	1,137
6.	WR Terry Glenn, NE, 1996	1,132
7.	WR Bill Brooks, IND, 1986	1,131
8.	WR Amari Cooper, OAK, 2015	1,070
9.	WR Ernest Givins, HOU, 1986	1,062
10.	WR A.J. Green, CIN, 2011	1,057
11.	WR Mike Evans, TB 2014	1,051

EVANS VS. BUCCANEERS ROOKIES

Evans had a record-setting rookie season, setting a new franchise record for receiving touchdowns, tying for the most touchdowns from scrimmage by a rookie, while finishing with the second-most receiving yards and receptions by a Buccaneers rookie.

MOST RECEIVING TOUCHDOWNS BY A ROOKIE - (Team History)

Rank	Player, Year	TDs
1.	WR Mike Evans, 2014	12
2.	WR Mike Williams, 2010	11
3.	WR Michael Clayton, 2004	7
4.	WR Kevin House, 1980	5
4.	TE Tim Wright, 2013	5

MOST SCRIMMAGE TOUCHDOWNS BY A ROOKIE - (Team History)

Player, Year	Rec. TD	Rush TD	Total TD
1. WR Mike Evans, 2014	12	0	12
1. RB Doug Martin, 2012	1	11	12
3. WR Mike Williams, 2010	11	0	11
4. RB Lars Tate, 1988	1	7	8
5. WR Michael Clayton, 2004	7	0	7
5. WR Warrick Dunn, 1997	3	4	7
5. RB Errict Rhett, 1994	0	7	7

MOST RECEIVING YARDS BY A ROOKIE - (Team History)

Rank	Player, Year	Yards
1.	WR Michael Clayton, 2004	1,193
2.	WR Mike Evans, 2014	1,051
3.	WR Mike Williams, 2010	964
4.	WR Lawrence Dawsey, 1991	818
5.	WR Horace Copeland, 1993	633

MOST RECEPTIONS BY A ROOKIE - (Team History)

Rank	Player, Year	Rec.
1.	WR Michael Clayton, 2004	80
2.	WR Mike Evans, 2014	68
3.	FB Mike Alstott, 1996	65
3.	WR Mike Williams, 2010	65
5.	WR Lawrence Dawsey, 1991	55

BUCCANEERS ALL-TIME SINGLE GAME ROOKIE RECEIVING YARD LEADERS

Player	Date (Opp.)	Rec.	TD	Yards
1. Mark Carrier	12/6/87 (at NO)	8	1	212
2. Mike Evans	11/16/14 (at WAS)	7	2	209
3. Michael Clayton	12/12/04 (at SD)	9	1	145
4. Michael Clayton	10/18/04 (at STL)	8	0	142
5. Kevin House	12/20/80 (vs. CHI)	3	0	138
6. Mike Evans	11/9/14 (vs. ATL)	7	1	125
7. Mike Evans	11/2/14 (at CLE)	7	2	124
8. Arrelious Benn	12/12/10 (at WAS)	4	0	122
9. Steve Holloway	10/18/1987 (vs. MIN)	8	0	107
10. Warrick Dunn	9/21/97 (vs. MIA)	6	1	106

MAKING BRATE PLAYS

BRATE IN BUCS HISTORY

Tight end Cameron Brate has 19 career touchdown catches, the 10th-most in franchise history

MOST RECEIVING TOUCHDOWNS (Team History)

Rank	Player	TDs
1.	WR Mike Evans, 2014-Present	34
1.	TE Jimmie Giles, 1978-86	34
3.	WR Kevin House, 1980-86	31
4.	WR Joey Galloway, 2004-08	28
5.	WR Mark Carrier, 1987-92	27
6.	WR Mike Williams, 2010-13	25
7.	TE Dave Moore, 1992-2001, 2004-06	24
8.	WR Bruce Hill, 1987-91	23
9.	WR Vincent Jackson, 2012-16	20
10.	TE Cameron Brate, 2014-Pres.	19

BRATE VS. NFL

Since the start of the 2016 season, TE **Cameron Brate** has 16 touchdown receptions, the third-most in the NFL by a tight end during that span.

2016-18 NFL MOST TOUCHDOWN RECEPTIONS - Tight Ends

Rank	Player	Team	TD
1.	Jimmy Graham	GB	17
1.	Kyle Rudolph	MIN	17
3.	Cameron Brate	TB	16
4.	Travis Kelce	KC	15
5.	Zach Ertz	PHI	13

BRATE IN 2016

Brate had one of the best seasons ever by a Buccaneers tight end in 2016. His eight touchdown receptions tied for the most in a single season, his 57 receptions were fifth-most and his 660 receiving yards were the seventh-most among tight ends.

MOST TOUCHDOWN RECEPTIONS - SINGLE SEASON (Tight Ends, Team History)

Rank	Player	Year	TD
1.	Cam Brate	2016	8
1.	Jimmie Giles	1985	8
3.	Jimmie Giles	1979	7
4.	Cam Brate	2017	6
4.	Jimmie Giles	1981	6

MOST RECEIVING YARDS - SINGLE SEASON (Tight Ends, Team History)

Rank	Player	Year	Yards
1.	Kellen Winslow	2009	884
2.	Jimmie Giles	1981	786
3.	Kellen Winslow	2011	763
4.	Jackie Harris	1995	751
5.	Kellen Winslow	2010	730
6.	Jimmie Giles	1985	673
7.	Cam Brate	2016	660
8.	Jimmie Giles	1980	602
9.	Jimmie Giles	1979	579
10.	Tim Wright	2013	571

MOST RECEPTIONS - SINGLE SEASON (Tight Ends, Team History)

Rank	Player	Year	Rec.
1.	Kellen Winslow	2009	77
2.	Kellen Winslow	2011	75
3.	Kellen Winslow	2010	66
4.	Jackie Harris	1995	62
5.	Cam Brate	2016	57

DEEP THREAT DESEAN

In 2017, the Buccaneers signed WR **DeSean Jackson**, one of the premier deep threats not only in the league today, but in NFL history.

DESEAN IN NFL HISTORY

DeSean Jackson's game-breaking ability allows him to stand among some of the all-time greats. His 28 career touchdowns of 50 or more yards are the third-most in the NFL since 1970, while his 23 scores of 60 or more yards are tied for the most with Hall of Fame wide receiver Jerry Rice.

NFL TOUCHDOWNS OF 50+ YARDS (NFL History)

Rank	Player (Years)	TD
1.	WR Jerry Rice (1985-2004)	36
2.	WR Randy Moss (1998-2012)	29
3.	WR DeSean Jackson (2008-Pres.)	28
4.	WR Lance Alworth (1962-72)	27
4.	WR Terrell Owens (1996-2010)	27

NFL TOUCHDOWNS OF 60+ YARDS (NFL History)

Rank	Player	TD
1.	WR DeSean Jackson (2008-Pres.)	23
1.	WR Jerry Rice (1985-2004)	23
3.	WR Devin Hester (2006-16)	21
4.	WR Bobby Mitchell (1958-68)	20
5.	WR Lance Alworth (1962-72)	19

LEADING THE LEAGUE

With his speed and big play ability ranking alongside some of the most notable deep threats in NFL history, it's no surprise that Jackson ranks as the most explosive player in the NFL since entering the league in 2008.

NFL TOUCHDOWNS OF 50+ YARDS (Since 2008)

Rank	Player (Years)	TD
1.	WR DeSean Jackson (2008-Pres.)	28
2.	RB Chris Johnson (2008-2017)	14
2.	WR Jordy Nelson (2008-Pres.)	14
4.	WR A.J. Green (2011-Pres.)	13
4.	WR Tyreek Hill (2016-Pres.)	13
4.	WR Calvin Johnson (2007-15)	13

NFL RECEIVING AVERAGE - Min. 350 Rec. (Since 2008)

Rank	Player (Years)	Avg.
1.	WR DeSean Jackson (2008-Pres.)	17.5
2.	WR Vincent Jackson (2005-16)	16.9
3.	WR Calvin Johnson (2007-15)	15.9
4.	WR T.Y. Hilton (2012-Pres.)	15.8
5.	WR Julio Jones (2011-Pres.)	15.5

NFL RECEPTIONS OF 40+ YARDS (Since 2008)

Rank	Player (Years)	Rec.
1.	WR DeSean Jackson (2008-Pres.)	62
2.	WR Mike Wallace (2009-Pres.)	43
3.	WR A.J. Green (2011-Pres.)	41
3.	WR Calvin Johnson (2008-15)	40
5.	WR Julio Jones (2011-Pres.)	34

Jackson has not only been one of the most explosive receivers since entering the league, but one of the most productive overall, ranking fifth in the NFL in receiving yards since 2008 and fifth among all active players.

NFL RECEIVING YARDS (Since 2008)

Rank	Player (Years)	Yards
1.	WR Larry Fitzgerald (2008-Pres.)	11,177
2.	WR Calvin Johnson (2008-15)	10,863
3.	WR Brandon Marshall (2008-Pres.)	10,706
4.	WR Antonio Brown (2010-Pres.)	10,283
5.	WR DeSean Jackson (2008-Pres.)	9,911

NFL RECEIVING YARDS (Active Players)

Rank	Player (Years)	Yards
1.	WR Larry Fitzgerald (2004-Pres.)	15,721
2.	WR Brandon Marshall (2006-Pres.)	12,340
3.	TE Antonio Gates (2003-Pres.)	11,615
4.	WR Antonio Brown (2010-Pres.)	10,283
5.	WR DeSean Jackson (2008-Pres.)	9,911

FAMOUS JAMEIS

WINSTON IN 2017

QB Jameis Winston had to miss the first playing time of his professional career in 2017, but still managed to post career-bests in completion percentage (63.8), yards per attempt (7.9) and passer rating (92.2), while posting a career-low interceptions rate (2.5 pct.).

Winston averaged 269.5 passing yards per game, the highest mark in franchise history and the sixth-highest mark in the NFL in 2017.

2017 NFL PASSING YARDS PER GAME (Min. 12 Games Played)

Player (Team)	Yards	GP	Yds/Gm.
1. Tom Brady (NE)	4,577	16	286.1
2. Ben Roethlisberger (PIT)	4,251	15	283.4
3. Philip Rivers (LAC)	4,515	16	282.2
4. Matthew Stafford (DET)	4,446	16	277.9
5. Drew Brees (NO)	4,334	16	270.9
6. Jameis Winston (TB)	3,504	13	269.5
7. Alex Smith (KC)	4,042	15	269.5
8. Matt Ryan (ATL)	4,095	16	255.9
9. Kirk Cousins (WAS)	4,093	16	255.8
10. Jared Goff (LAR)	3,804	15	253.6

Winston established a franchise record with 7.93 yards per attempt, which was the fourth-highest mark in the NFL. He also posted the fourth-highest yards per completion in the league.

2017 NFL HIGHEST YARDS PER ATTEMPT (Min. 224 Att.)

Player (Team)	Att.	Yds	Yds/Att.
1. Drew Brees (NO)	536	4,334	8.09
2. Alex Smith (KC)	505	4,042	8.00
3. Jared Goff (LAR)	477	3,804	7.97
4. Jameis Winston (TB)	442	3,504	7.93
5. Tom Brady (NE)	581	4,577	7.88

2017 NFL HIGHEST YARDS PER COMPLETION (Min. 224 Att.)

Player (Team)	Cmp.	Yds	Yds/Cmp.
1. Jared Goff (LAR)	296	3,804	12.85
2. Philip Rivers (LAC)	360	4,515	12.54
3. Carson Wentz (PHI)	265	3,296	12.44
4. Jameis Winston (TB)	282	3,504	12.43
5. Carson Palmer (ARI)	164	1,978	12.06

Winston's 2017 season had him rank among the best in franchise history in several categories, including establishing a new franchise record for yards per attempt.

HIGHEST YARDS PER ATTEMPT - Team History (Min. 224 Att.)

Player (Year)	Att.	Yds	Yds/Att.
1. Jameis Winston (2017)	442	3,504	7.93
2. Brian Griese (2004)	336	2,632	7.83
3. Vinny Testaverde (1990)	365	2,818	7.72
4. Doug Williams (1981)	471	3,563	7.56
5. Jameis Winston (2015)	535	4,042	7.56

HIGHEST COMPLETION PERCENTAGE - Team History (Min. 224 Att.)

Player (Year)	Att.	Cmp.	Cmp. Pct.
1. Brian Griese (2004)	336	69.3	69.3
2. Jeff Garcia (2008)	276	244	64.9
3. Jeff Garcia (2007)	327	209	63.9
4. Jameis Winston (2017)	442	282	63.8
5. Josh Freeman (2011)	551	346	62.8

HIGHEST PASSER RATING - Team History (Min. 224 Att.)

Player (Year)	Att.	Cmp.	Yds	TD	INT	Rtg.
1. Brian Griese (2004)	336	233	2,632	20	12	97.5
2. Josh Freeman (2010)	474	291	3,451	25	6	95.9
3. Jeff Garcia (2007)	327	209	2,440	13	4	94.6
4. Brad Johnson (2002)	451	281	3,049	22	6	92.9
5. Jameis Winston (2017)	442	282	3,504	19	11	92.2

WINSTON THROUGH THREE SEASONS

In his first three seasons, Winston totaled 11,636 passing yards, the third-most ever by a player from their rookie season through their third season, while throwing for 69 touchdowns, tied for the seventh-most ever by a player from their rookie season through their third season.

MOST PASSING YARDS BY A PLAYER IN HIS FIRST THREE SEASONS

Rank	Player	Yards
1.	Andrew Luck (IND, 2012-14)	12,957
2.	Peyton Manning (IND, 1998-2000)	12,287
3.	Jameis Winston (TB, 2015-17)	11,636
4.	Dan Marino (MIA, 1983-85)	11,431
5.	Andy Dalton (CIN, 2011-13)	11,360
6.	Cam Newton (CAR, 2011-13)	11,299
7.	Ryan Tannehill (MIA, 2012-14)	11,252
8.	Blake Bortles (JAC, 2014-16)	11,241
9.	Derek Carr (OAK, 2014-16)	11,194
10.	Drew Bledsoe (NE, 1993-95)	10,556

FAMOUS JAMEIS

MOST TOUCHDOWN PASSES BY A PLAYER IN HIS FIRST THREE SEASONS

Rank	Player	No.
1.	Dan Marino (MIA, 1983-85)	98
3.	Andrew Luck (IND, 2012-14)	86
3.	Peyton Manning (IND, 1998-2000)	85
4.	Derek Carr (OAK, 2014-16)	81
5.	Andy Dalton (CIN, 2011-13)	80
6.	Russell Wilson (SEA, 2012-14)	72
7.	Jameis Winston (TB, 2015-17)	69
7.	Blake Bortles (JAC, 2014-16)	69
9.	Matt Ryan (ATL, 2008-10)	66
10.	Cam Newton (CAR, 2011-13)	64

WINSTON IN BUCCANEERS HISTORY

Winston's first three seasons have already distinguished themselves as three of the best passing seasons in franchise history, with all three years ranking in the top 10 in passing yards, along with two of the top three seasons in passing touchdowns - including a team-record 28 in 2016.

BUCCANEERS SINGLE SEASON PASSING YARD LEADERS

Rank	Player	Year	Passing Yards
1.	Jameis Winston	2016	4,090
2.	Josh Freeman	2012	4,065
3.	Jameis Winston	2015	4,042
4.	Brad Johnson	2003	3,811
5.	Josh Freeman	2011	3,592
6.	Doug Williams	1981	3,563
7.	Steve DeBerg	1984	3,554
8.	Jameis Winston	2017	3,504
9.	Josh Freeman	2010	3,451
10.	Brad Johnson	2001	3,406

BUCCANEERS SINGLE SEASON PASSING TOUCHDOWN LEADERS

Rank	Player	Year	Passing TD
1.	Jameis Winston	2016	28
2.	Josh Freeman	2012	27
3.	Brad Johnson	2003	26
4.	Josh Freeman	2010	25
5.	Brad Johnson	2002	22
5.	Jameis Winston	2015	22
7.	Trent Dilfer	1997	21
7.	Trent Dilfer	1998	21
9.	Brian Griese	2004	20
9.	Vinny Testaverde	1989	20
9.	Doug Williams	1980	20

Through his first three seasons, Winston is already one of the most accomplished passers in team history, ranking fifth in passing yards and fifth in passing touchdowns in franchise history.

MOST PASSING YARDS (Team History)

Rank	Player	Yards
1.	Vinny Testaverde, 1987-92	14,820
2.	Josh Freeman, 2009-13	13,534
3.	Trent Dilfer, 1994-99	12,969
4.	Doug Williams, 1978-82	12,648
5.	Jameis Winston, 2015-Present	11,363
6.	Brad Johnson, 2001-04	10,940
7.	Steve DeBerg, 1984-87, 1992-93	9,439
8.	Craig Erickson, 1992-94	6,094
9.	Jeff Garcia, 2007-08	5,152
9.	Brian Griese, 2004-08	4,841

MOST PASSING TOUCHDOWNS (Team History)

Rank	Player	TDs
1.	Josh Freeman, 2009-13	80
2.	Vinny Testaverde, 1987-92	77
3.	Doug Williams, 1978-82	73
4.	Trent Dilfer, 1994-99	70
5.	Jameis Winston, 2015-Present	69
6.	Brad Johnson, 2001-04	64
7.	Steve DeBerg, 1984-87, 1992-93	61
8.	Craig Erickson, 1992-94	34
9.	Brian Griese, 2004-08	32
10.	Mike Glennon, 2013-Present	30

WINSTON SINGLE-GAME FRANCHISE RECORDS

Against the L.A. Rams in 2016 (9/25/16), Winston threw for a career-high 405 passing yards, then the fifth-highest single-game mark in franchise history (now ranks seventh).

MOST SINGLE-GAME PASSING YARDS - (Team History)

Player	Opponent-Date	Pass Yds
1. Doug Williams	at MIN-11/16/80	486
2. Vinny Testaverde	at IND-10/16/88	469
3. Josh Freeman	vs. NO-10/21/12	420
4. Ryan Fitzpatrick	at NO-9/9/18	417
5. Ryan Fitzpatrick	vs. PIT 9/24/18	411
6. Brian Griese	at CHI-9/21/08	407
7. Jameis Winston	vs. LAR-9/25/16	405
8. Ryan Fitzpatrick	vs. PHI-9/16/18	402
9. Brad Johnson	vs. CHI-11/18/01	399
10. Brian Griese	at SD-12/12/04	392

FAMOUS JAMEIS

At Carolina (12/24/17), Winston threw for 367 yards on just 27 attempts, a 13.59 yards per attempt mark that stands as the third-highest in a single game in franchise history.

HIGHEST YARDS PER ATTEMPT - Team History (Single Game - Min. 20 Att.)

Player	Date & Opp.	Att.	Yds	Yds/Att.
1. Ryan Fitzpatrick	9/9/18 at NO	28	21	14.89
2. Vinny Testaverde	9/13/92 vs. GB	25	363	14.52
3. Jameis Winston	12/24/17 at CAR	27	367	13.59
4. Craig Erickson	9/11/94 vs. IND	24	313	13.04
5. Josh Freeman	10/14/12 vs. KC	26	328	12.62

At Philadelphia (11/22/15), Winston threw five touchdown passes, tied for the most by a rookie since the 1970 NFL Merger (DET QB Matthew Stafford, 11/22/09 vs. CLE). His five touchdown passes also matched the franchise record.

MOST SINGLE-GAME PASSING TOUCHDOWNS (Team History)

Player	Opponent-Date	Pass TD
1. QB Steve DeBerg	vs. ATL-9/13/87	5
1. QB Josh Freeman	vs. SEA-12/26/10	5
1. QB Brad Johnson	vs. MIN-11/3/02	5
1. QB Jameis Winston	at PHI-11/22/15	5

JAMEIS IN 2016

Winston's 28 touchdown passes in 2016 were tied for the seventh-most in the NFL.

2016 NFL PASSING TOUCHDOWN LEADERS

Rank	Player (Team)	Pass TD
1.	Aaron Rodgers (GB)	40
2.	Matt Ryan (ATL)	38
3.	Drew Brees (NO)	37
4.	Philip Rivers (SD)	33
5.	Andrew Luck (IND)	31
6.	Ben Roethlisberger (PIT)	29
7.	Jameis Winston (TB)	28
7.	Derek Carr (OAK)	28
7.	Tom Brady (NE)	28
10.	Eli Manning (NYG)	26
10.	Marcus Mariota (TEN)	26
10.	Carson Palmer (ARI)	26

JAMEIS AS A ROOKIE VS. ROOKIE QBS

Winston's totals as a rookie year placed him among the all-time NFL rookie leaders in both passing yards and passing touchdowns

NFL ROOKIE PASSING YARD LEADERS - (Since 1970)

Rank	Player (Team)	Year	Passing Yards
1.	Andrew Luck (IND)	2012	4,374
2.	Cam Newton (CAR)	2011	4,051
3.	Jameis Winston (TB)	2015	4,042
4.	Carson Wentz (PHI)	2016	3,782
5.	Peyton Manning (IND)	1998	3,739
6.	Dak Prescott (DAL)	2016	3,667
7.	Sam Bradford (STL)	2010	3,512
8.	Matt Ryan (ATL)	2008	3,440
9.	Andy Dalton (CIN)	2011	3,398
10.	Brandon Weeden (CLE)	2012	3,385

NFL ROOKIE PASSING TOUCHDOWN LEADERS - (Since 1970)

Rank	Player (Team)	Year	Passing TD
1.	Peyton Manning (IND)	1998	26
1.	Russell Wilson (SEA)	2012	26
3.	Andrew Luck (IND)	2012	23
3.	Dak Prescott (DAL)	2016	23
5.	Jameis Winston (TB)	2015	22
6.	Cam Newton (CAR)	2011	21
6.	Derek Carr (OAK)	2014	21
8.	Andy Dalton (CIN)	2011	20
8.	Robert Griffin III (WAS)	2012	20
8.	Dan Marino (MIA)	1983	20

In 2015, Winston had a passer rating of 84.2, which stands as the 11th-highest mark by a rookie quarterback since the 1970 NFL/AFL Merger.

HIGHEST PASSER RATING BY A ROOKIE - (Since 1970, Min. 200 Att.)

Player	Att.	Cmp.	Yds	TD	INT	Rtg.
1. Dak Prescott (DAL)	459	311	3,667	23	4	104.9
2. Deshaun Watson (HOU)	204	126	1,699	19	8	103.0
3. Robert Griffin III (WAS)	393	258	3,200	20	5	102.4
4. Russell Wilson (SEA)	393	252	3,118	26	10	101.5
5. Ben Roethlisberger (PIT)	295	196	2,621	17	11	98.1
6. Dan Marino (MIA)	296	173	2,210	20	6	96.0
7. Marcus Mariota (TEN)	370	230	2,818	19	10	91.5
8. Matt Ryan (ATL)	434	265	3,440	16	11	87.7
9. Teddy Bridgewater (MIN)	402	259	2,919	14	12	85.2
10. Cam Newton (CAR)	517	310	4,051	21	17	84.5
11. Jameis Winston (TB)	535	312	4,042	22	15	84.2

FAMOUS JAMEIS

JAMEIS VS. BUCCANEERS ROOKIES

In 2015, Winston not only distinguished himself as one of the top rookie quarterbacks in league history, but as the best rookie quarterback in team history.

MOST TOUCHDOWN PASSES BY BUCCANEERS ROOKIES

Player	Year	Att.	Cmp.	Yds	TD	INT	Rtg.
1. Jameis Winston	2015	535	312	4,042	22	15	84.2
2. Mike Glennon	2013	416	247	2,608	19	9	83.9
3. Josh Freeman	2009	290	158	1,855	10	18	59.8
4. Bruce Gradkowski	2006	328	177	1,661	9	9	65.9
5. Shaun King	1999	146	89	875	7	4	82.4
5. Doug Williams	1978	194	73	1,170	7	8	53.4

At St. Louis, Winston threw for a then career-high 363 yards, the second-most by a rookie in team history and the most by a Buccaneers quarterback since 2012 (Josh Freeman, 372 yards vs. St. Louis, 12/23/12).

MOST SINGLE-GAME PASSING YARDS – (Rookies)

Player	Opponent-Date	Pass Yds
1. Vinny Testaverde	at NO-12/6/87	369
2. Jameis Winston	at STL-12/17/15	363
3. Jameis Winston	at CAR-1/3/16	325
4. Josh Freeman	at CAR-12/6/09	321
5. Doug Williams	vs. MIN-10/1/78	311

Part of Winston's 363 yards were 238 yards in the fourth quarter, the most in any quarter in franchise history and the most by an NFL quarterback in the fourth quarter since 2012 (Eli Manning, 243 passing yards vs. Tampa Bay, 9/16/12). His 238 passing yards were the most in any quarter since Aaron Rodgers in 2014 (242, second quarter vs. Chicago, 11/9)

JAMEIS GOING DEEP

One of Winston's strengths is a willingness to throw the ball down the field, which has helped open up the Buccaneers' passing attack. Since entering the league in 2015, Winston ranks third in the league in pass yards per completion

2015-17 NFL HIGHEST YARDS PER COMPLETION (Min. 700 Att.)

Player (Team)	Cmp.	Yds	Yds/Cmp.
1. Carson Palmer (ARI)	870	10,882	12.51
2. Jared Goff (LAR)	505	6,299	12.47
3. Jameis Winston (TB)	955	11,781	12.34
4. Cam Newton (CAR)	942	11,531	12.24
5. Matt Ryan (ATL)	1,247	15,231	12.21

DUAL THREAT

Winston also rushed for six touchdowns in 2015, the most ever by a Buccaneers quarterback in a single season and through two seasons is tied for the second-most career rushing touchdowns by a quarterback in team history.

MOST RUSHING TOUCHDOWNS BY A QB, SINGLE SEASON (Team History)

Rank	Player	Rush TD
1.	Jameis Winston, 2015	6
2.	Shaun King, 2000	5
2.	Steve Young, 1986	5
4.	Josh Freeman, 2011	4
4.	Doug Williams, 1980	4
4.	Doug Williams, 1981	4

MOST RUSHING TOUCHDOWNS BY A QB (Team History)

Rank	Player	Rush TD
1.	Doug Williams, 1978-82	13
2.	Jameis Winston, 2015-Pres.	8
2.	Steve Young, 1985-86	6
4.	Trent Dilfer, 1994-99	5
4.	Shaun King, 1999-2003	5
4.	Vinny Testaverde, 1987-92	5

2015 NFL MOST RUSHING TOUCHDOWNS BY A QB

Rank	Player (Team)	Rush TD
1.	Cam Newton (CAR)	10
2.	Jameis Winston (TB)	6
3.	Kirk Cousins (WAS)	5
4.	Tyrod Taylor (BUF)	4
4.	Tom Brady (NE)	3
4.	Teddy Bridgewater (MIN)	3
4.	Andy Dalton (CIN)	3
4.	Joe Flacco (BAL)	3

THE REAL MCCOY

GERALDINI THE GREAT

Buccaneer DT Gerald McCoy has been selected to the Pro Bowl in each of the past six seasons. The All-Pro may have had his best season yet in 2017.

In 2017, McCoy had 24 quarterback hits, tied for the 10th-most in the NFL, setting a new career high. He finished second among defensive tackles.

2017 NFL QB HIT LEADERS

Rank	Player	QBH
1.	LB Chandler Jones (ARI)	33
2.	DE Calais Campbell (JAC)	30
3.	DE Cameron Jordan (NO)	28
4.	DT Aaron Donald (LAR)	27
4.	LB Cameron Wake (MIA)	27
6.	DE Demarcus Lawrence (DAL)	26
7.	DE Trey Flowers (NE)	25
7.	DE Everson Griffen (MIN)	25
7.	DE Leonard Williams (NYJ)	25
10.	DT Gerald McCoy (TB)	24
10.	DE Michael Bennett (SEA)	24
10.	DE Carlos Dunlap (CIN)	24
10.	LB Melvin Ingram (LAC)	24

McCoy ranked third in tackles for loss among all defensive tackles in 2017.

2017 NFL TFL LEADERS – Defensive Tackles

Rank	Player	TFL
1.	Aaron Donald (LAR)	15
1.	Grady Jarrett (ATL)	15
3.	Gerald McCoy (TB)	13
4.	Jurrell Casey (TEN)	12
5.	Geno Atkins (CIN)	10
5.	Malik Jackson (JAC)	10

MCCOY VS. NFL

Since 2013, McCoy ranks third in sacks by defensive tackles in the NFL.

2013-18 NFL SACK LEADERS – Defensive Tackles

Rank	Player	Sacks
1.	Geno Atkins (CIN)	44.0
2.	Aaron Donald (LAR)	42.0
3.	Gerald McCoy (TB)	41.0
4.	Jurrell Casey (TEN)	36.5
5.	Ndamukong Suh (LAR)	32.5

More than just a pass-rusher, McCoy has shown his ability at stopping the run. His 65 tackles for loss are the fourth-most by a defensive tackle since 2012.

NFL TFL LEADERS - DEFENSIVE TACKLES (2012-17)

Rank	Player (Team)	TFL
1.	Ndamukong Suh (LAR)	87
2.	Geno Atkins (CIN)	78
3.	Aaron Donald (LAR)	75
4.	Jurrell Casey (TEN)	67
5.	Gerald McCoy (TB)	66

MCCOY IN TEAM HISTORY

McCoy's 9.5 sacks in 2013 are tied for the fifth-most in a single season by a defensive tackle. He is only the third defensive tackle in Buccaneers history to top 9.0 sacks in a single season (Warren Sapp, Santana Dotson).

MOST SACKS, SINGLE SEASON - DEFENSIVE TACKLES (Team History)

Rank	Player	Year	Sacks
1.	Warren Sapp	2000	16.5
2.	Warren Sapp	1999	12.5
3.	Warren Sapp	1997	10.5
4.	Santana Dotson	1992	10.0
5.	David Logan	1983	9.5
5.	Gerald McCoy	2013	9.5

For his career, McCoy has 50.0 sacks, the second-most by a defensive tackle in team history and the fourth-most in franchise history.

MOST SACKS - DEFENSIVE TACKLE (Team History)

Rank	Player	Sacks
1.	Warren Sapp, 1995-2003	77.0
2.	Gerald McCoy, 2010-Pres.	50.0
3.	David Logan, 1979-86*	39.0
4.	Brad Culpepper, 1994-99	33.0
5.	Santana Dotson, 1992-95	23.0

* Sacks were not an official stat until 1982. Logan is credited with 28.5 by Stats, Inc.

MOST SACKS - TEAM HISTORY

Rank	Player	Sacks
1.	Lee Roy Selmon, 1976-84*	78.5
2.	Warren Sapp, 1995-2003	77.0
3.	Simeon Rice, 2001-06	69.5
4.	Gerald McCoy, 2010-Pres.	50.0
5.	David Logan, 1979-86*	39.0
6.	Chidi Ahanotu, 1993-00, 2004	34.5
7.	Brad Culpepper, 1994-99	33.0
8.	Ronde Barber, 1997-2012	28.0
9.	Broderick Thomas, 1989-93	26.5
10.	Greg Spires, 2002-07	26.0

* Sacks were not an official stat until 1982. Selmon is credited with 23.0 & Logan is credited with 28.5 by Stats, Inc.

DOMINANT DAVID

Since entering the NFL in 2012, Lavonte David has shown himself to be one of the top linebackers in the league, earning All-Rookie honors from nearly every publication his first season, then following up a Pro Bowl selection in 2015 and All-Pro honors following the 2013 and 2016 seasons.

DAVID SINCE ENTERING THE LEAGUE

Since 2012, David has made the third-most tackles in the NFL and the most solo tackles.

2012-18 NFL TACKLE LEADERS

Rank	Player (Current Team)	Tackles
1.	LB Luke Kuechly (CAR)	847
2.	LB Bobby Wagner (SEA)	803
2.	LB Lavonte David (TB)	798
4.	LB Paul Posluszny (Retired)	696
5.	LB Lawrence Timmons (FA)	681

2012-18 NFL SOLO TACKLE LEADERS

Rank	Player (Current Team)	Solo Tackles
1.	LB Lavonte David (TB)	574
2.	LB Luke Kuechly (CAR)	540
3.	LB Paul Posluszny (Retired)	517
4.	LB Bobby Wagner (SEA)	487
5.	S Reshad Jones (MIA)	471

From 2012-17, David recorded the second-most run stuffs of any player in football.

2012-17 STUFFS LEADERS

Rank	Player (Current Team)	Stuffs
1.	DE J.J. Watt (HOU)	69.5
2.	LB Lavonte David (TB)	59.5
3.	DE Michael Bennett (PHI)	54.0
4.	DT Ndamukong Suh (LAR)	46.5
5.	DE Calais Campbell (JAC)	46.0

David has also been one of the leaders in tackles for loss over the last six seasons. His 97 TFLs during that stretch are third in the NFL, and he is one of only two players in the league to post three consecutive seasons (2012-14) with at least 15 tackles for loss (also J.J. Watt, 2012-15).

2012-18 NFL TACKLE FOR LOSS LEADERS

Rank	Player (Current Team)	TFL
1.	DE J.J. Watt (HOU)	130
2.	LB Von Miller (DEN)	98
3.	LB Lavonte David (TB)	97
4.	DE Calais Campbell (JAC)	91
5.	DE Michael Bennett (PHI)	90
6.	DT Ndamukong Suh (LAR)	87
7.	LB Chandler Jones (ARI)	85
7.	DE Cameron Jordan (NO)	85
7.	LB Ryan Kerrigan (WAS)	85
10.	LB Justin Houston (KC)	81

David has shown his ability to help not only stop the run, but to defend the pass. Since entering the NFL in 2012, David is tied for second in the league in interceptions by a linebacker and ranks fourth in passes defended during that span.

2012-18 NFL INTERCEPTIONS - (Linebackers)

Rank	Player (Team)	INT
1.	Luke Kuechly (CAR)	16
2.	Lavonte David (TB)	10
2.	Thomas Davis (CAR)	10
4.	Kiko Alonso (MIA)	9
4.	Karlos Dansby (FA)	9
4.	Paul Posluszny (Retired)	9
4.	Craig Robertson (NO)	9

2012-18 NFL PASSES DEFENSED - (Linebackers)

Rank	Player (Team)	PD
1.	Luke Kuechly (CAR)	49
2.	Karlos Dansby (FA)	46
3.	Alec Ogletree (NYG)	45
4.	Lavonte David (TB)	37
5.	Bobby Wagner (SEA)	34

DOMINANT DAVID

HISTORICAL PERFORMANCE

In his first six seasons, David totaled 764 tackles, 18.0 sacks and 10 interceptions. He is one of only two players in the NFL over the past six seasons with at least 15.0 sacks and 10 interceptions. The start to his career compares with several of his most notable peers, as well as Hall of Famers.

NOTABLE LINEBACKERS - FIRST SIX SEASONS

Player	Years	Tkls	Sacks	INT	FF	FR
Ray Lewis*	1996-2001	880	19.5	12	3	5
Luke Kuechly*	2012-17	818	10.5	15	5	8
Derrick Brooks*^	1995-2000	815	5.5	9	14	3
Patrick Willis	2007-12	812	17.5	7	14	5
Zach Thomas	1996-2001	806	10.0	11	9	3
Lavonte David	2012-17	764	18.0	10	17	11
Junior Seau^	1990-95	730	20.0	6	4	5
Brian Urlacher	2000-05	701	32.5	7	7	5
Lance Briggs	2003-08	658	6.0	9	10	6

*Won NFL Defensive Player of the Year in span.

^Selected to Pro Football Hall of Fame.

In 2013, David put together a historical season, one that ranked alongside some of the best linebackers in NFL history.

NOTABLE LINEBACKER SEASONS SINCE 1982

Player	Year	Tkls	Sacks	INT
Ray Lewis*^	2003	163	1.5	6
Luke Kuechly*^	2013	156	2.0	4
Lavonte David ^	2013	144	7.0	5
Junior Seau^	1996	138	7.0	2
Ray Lewis*^	2000	136	3.0	2
Brian Urlacher*^	2005	122	6.0	0
Hardy Nickerson^	1996	120	3.0	2
Derrick Brooks*^	2002	118	1.0	5
Patrick Willis^	2009	114	4.0	3
Mike Singletary*^	1985	113	3.0	1
Lance Briggs^	2005	107	2.0	2
Thomas Davis^	2015	105	5.5	4

*Won NFL Defensive Player of the Year.

^Named to an All-Pro team following the season.

David joined former All-Pro S Dave Duerson (1986) as the only two players since 1982 to record at least 7.0 sacks and five interceptions in the same season. David is the only linebacker to ever do so.

IN COVERAGE

David finished 2013 with five interceptions, tied for the most ever by a Buccaneers linebacker in a single season.

MOST INTERCEPTIONS IN A SINGLE SEASON (Linebackers - Team History)

Player	Year	INT
1. Derrick Brooks	2002	5
1. Lavonte David	2013	5
1. Cecil Johnson	1981	5
4. Derrick Brooks	1999	4
4. Jamie Duncan	1977	4
4. Richard Wood	1984	4

Against Buffalo (12/8/13), David recorded two interceptions, becoming the first Buccaneer to record multiple interceptions in the same game since CB Aqib Talib in 2010 (2 at ARI, 10/31/10) and the first Buccaneers linebacker to record multiple interceptions in the same game since Derrick Brooks (2 vs. CHI, 10/24/99). David is one of only six Buccaneers linebackers ever to record multiple interceptions in the same game. He did so again against Philadelphia (11/22/15), becoming the first linebacker in team history with more than one multi-interception game.

MULTIPLE INTERCEPTIONS IN A SINGLE GAME (Linebackers - Team History)

Player	Opponent-Date	INT
Derrick Brooks	vs. CHI-10/24/99	2
Lavonte David	vs. BUF-12/8/13	2
Lavonte David	at PHI-11/22/15	2
Cecil Johnson	vs. DET-10/4/81	2
Dave Lewis	vs. CHI-10/22/78	2
Broderick Thomas	at NO-11/1/92	2
Richard Wood	at NO-12/11/77	2

David has 10 career interceptions, tied for the second-most by a linebacker in team history.

MOST INTERCEPTIONS BY A LB - Team History

Rank	Player	INT
1.	Derrick Brooks, 1995-2008	25
2.	Lavonte David, 2012-Pres.	10
2.	Dave Lewis, 1977-81	10
4.	Cecil Johnson, 1977-85	9
4.	Richard Wood, 1976-84	9

DOMINANT DAVID

GET READY FOR FUMBLES

David has been one of the best players in the NFL at forcing and recovering fumbles, tying for the fourth-most forced fumbles and recording the most fumble recoveries in the NFL since 2012.

2012-18 NFL FORCED FUMBLE LEADERS

Rank	Player (Current Team)	FF
1.	LB Von Miller (DEN)	21
2.	LB Robert Quinn (MIA)	20
3.	DE J.J. Watt (HOU)	19
4.	DE Carlos Dunlap (CIN)	18
4.	DE Chandler Jones (ARI)	18
4.	LB Ryan Kerrigan (WAS)	18
7.	LB Lavonte David (TB)	17
7.	DE Cameron Wake (MIA)	17
9.	DE Cliff Avril (Retired)	15
9.	CB Charles Tillman (Retired)	15
9.	DE Bruce Irvin (OAK)	15

2012-18 NFL OPPONENT FUMBLE RECOVERY LEADERS

Rank	Player (Current Team)	FR
1.	LB Lavonte David (TB)	12
2.	DE Julius Peppers (CAR)	11
2.	DE J.J. Watt (HOU)	11
4.	S Mike Adams (CAR)	10
5.	DT Fletcher Cox (PHI)	9
5.	LB D'Qwell Jackson (FA)	9
5.	LB Craig Robertson (NO)	9

In 2013 David earned a first-team All-Pro selection, joining Brooks and Hardy Nickerson as the only linebackers in franchise history to earn that distinction.

MOST FIRST-TEAM ALL-PRO SELECTIONS - LINEBACKERS (Team History)

Player	Selections	Years
Derrick Brooks	5	1999-2000, 2002, 2004-05
Hardy Nickerson	2	1993, 1997
Lavonte David	1	2013

PASS RUSH SPECIALIST

In 2013, Lavonte David showed off a pass-rushing ability not usually seen from linebackers in a 4-3 defense, finishing the season with 7.0 sacks, tied for the third-most

David's 7.0 sacks in 2013 are tied for the third-most by a linebacker in team history

MOST SACKS BY A LINEBACKER - SINGLE SEASON (Team History)

Player	Year	Sacks
1. Broderick Thomas	1991	11
2. Broderick Thomas	1990	7.5
3. Lavonte David	2013	7.0
3. Lonnie Marts	1996	7.0
5. Chris Washington	1987	6.5

For his career, David has totaled 18.0 sacks, the second-most by a linebacker in team history.

MOST SACKS BY A LB - Team History

Rank	Player	Sacks
1.	Broderick Thomas, 1989-93	26.5
2.	Lavonte David, 2012-Pres.	18.0
3.	Chris Washington, 1984-88	17.5
4.	Derrick Brooks, 1995-2008	13.5
5.	Shelton Quarles, 1997-2006	13.0

SCORING ON DEFENSE

In 2015, David recorded his first return touchdown, taking an interception back for a score at Philadelphia (11/22/15). Since then, he has added two more defensive scores - another INT-TD and a fumble returned for a touchdown. His three return scores are tied for the second-most in the NFL since 2015 (Aqib Talib, 4). David's three career defensive touchdowns are tied for the fifth-most in team history

BUCCANEERS CAREER DEFENSIVE TOUCHDOWNS

Rank	Player, Years	Def. TD
1.	DB Ronde Barber, 1997-2012	12
2.	LB Derrick Brooks, 1995-2008	7
3.	DT David Logan, 1979-86	4
3.	CB Mike Washington, 1976-84	4
5.	CB Donnie Abraham, 1996-2001	3
5.	CB Cedric Brown, 1976-84	3
5.	LB Lavonte David, 2012-Pres.	3
5.	CB Wayne Haddix, 1990-91	3
5.	CB Ricky Reynolds, 1987-93	3
5.	CB Aqib Talib, 2008-12	3
5.	LB Richard Wood, 1976-84	3

In 2016, Tampa Bay brought in veteran cornerback Brent Grimes to help the team's pass defense and provide a veteran leader who knew Defensive Coordinator Mike Smith's system. Grimes proved to be a key addition to the team, notching the most passes defended in the NFL.

2016 NFL PASS DEFENSED LEADERS

Rank	Player (Team)	PD
1.	Brent Grimes (TB)	24
2.	Dominique Rodgers-Cromartie (NYG)	21
3.	Casey Hayward (SD)	20
3.	Marcus Peters (KC)	20
4.	Robert Alford (ATL)	19
4.	Josh Norman (WAS)	19

Since 2013, Grimes is tied for the second-most passes defended in the NFL.

NFL MOST PASSES DEFENSED (2013-18)

Rank	Player (Current Team)	PD
1.	CB Robert Alford (ATL)	79
2.	CB Brent Grimes (TB)	78
2.	CB Darius Slay (DET)	78
4.	CB Johnathan Joseph (HOU)	72
5.	CB Janoris Jenkins (NYG)	67

GRIMES IN BUCS HISTORY

Grimes's 24 passes defended were the most by any Buccaneers player since Ronde Barber had 24 in 2001. Since 1994, Grimes' 24 passes defended are tied for the second-most by a Buccaneers player.

MOST PASSES DEFENSED - SINGLE SEASON SINCE 1994 (Team History)

Rank	Player	Year	PD
1.	Donnie Abraham	1999	25
2.	Ronde Barber	2001	24
2.	Brent Grimes	2016	24
2.	Ricky Reynolds	1992	24
5.	Donnie Abraham	2000	23

GRIMES PICKING PASSES

In 2016, Grimes led Tampa Bay with four interceptions, his fourth consecutive season with at least four interceptions. He is the only player in the NFL to record at least four interceptions in every season during that span (2013-16).

Grimes is tied for the second-most interceptions by any player over the past five seasons.

NFL MOST INTERCEPTIONS (2013-18)

Rank	Player (Current Team)	INT
1.	S Reggie Nelson (OAK)	21
2.	CB Brent Grimes (TB)	20
2.	CB Marcus Peters (LAR)	20
2.	CB Richard Sherman (SF)	20
5.	S Tashaun Gipson (JAC)	19
5.	S Glover Quin (DET)	19

In his career, Grimes has 33 interceptions, the third-most among active players, while his 134 passes defended are the fourth-most among active players.

MOST CAREER INTERCEPTIONS- ACTIVE PLAYERS

Rank	Player (Current Team)	INT
1.	S Reggie Nelson (OAK)	37
2.	CB Aqib Talib (LAR)	34
3.	CB Brent Grimes (TB)	33
4.	CB Richard Sherman (SF)	32
4.	CB Tramon Williams (GB)	32

MOST CAREER PASSES DEFENSED- ACTIVE PLAYERS

Rank	Player (Current Team)	PD
1.	CB Jonathan Joseph (HOU)	173
2.	CB Dominique Rodgers-Cromartie (OAK)	146
3.	CB Tramon Williams (GB)	142
4.	CB Brent Grimes (TB)	134
5.	CB Brandon Carr (BAL)	128

BRYAN "THE BANGER" ANGER

In 2016, the Buccaneers signed P **Bryan Anger**. Since then, Anger has shown his value, tying for the sixth-most punts inside the 20-yard line (61).

2016-18 PUNTS INSIDE THE 20 LEADERS

Rank	Player (Current Team)	Inside 20
1.	Sam Koch (BAL)	90
2.	Johnny Hekker (LAR)	85
3.	Dustin Colquitt (KC)	73
4.	Brett Kern (TEN)	71
5.	Marquette King (DEN)	69
6.	Bryan Anger (TB)	65
6.	Chris Jones (DAL)	65
6.	Bradley Pinion (SF)	65
9.	Britton Colquitt (CLE)	63
9.	Kevin Huber (CIN)	63

In 2016, Anger posted a 42.7 net punting average, the fourth-highest mark in the NFL.

2016 NET PUNTING AVERAGE LEADERS

Rank	Player (Team)	Net Avg.
1.	Johnny Hekker (LA)	46.0
2.	Sam Martin (DET)	44.2
3.	Pat McAfee (IND)	42.7
4.	Bryan Anger (TB)	42.7
5.	Thomas Morstead (NO)	42.4

ANGER IN BUCS HISTORY

Not only did Anger have one of the top seasons in the NFL in 2016, he had the best punting season in team history.

MOST PUNTS INSIDE THE 20 - SINGLE SEASON (Team History)

Rank	Player	Year	Inside 20
1.	Bryan Anger	2016	37
2.	Josh Bidwell	2007	30
2.	Tom Tupa	2002	30
4.	Josh Bidwell	2008	27
5.	Mark Royals	2001	26
5.	Tom Tupa	2003	26

HIGHEST NET PUNTING AVERAGE - SINGLE SEASON (Team History)

Rank	Player	Year	Net Avg.
1.	Bryan Anger	2016	42.7
2.	Michael Koenen	2011	40.3
3.	Michael Koenen	2013	38.3
4.	Jacob Schum	2015	38.0
5.	Tommy Barnhardt	1996	37.8

Against the N.Y. Giants last season, Anger tied a franchise record for net punting average in a game, after he totaled 199 net punting yards on four kicks, a 49.8 average.

HIGHEST NET PUNTING AVERAGE - SINGLE GAME , MIN. 4 PUNTS (Team History)

Player	Date & Opponent	Punts	Net Yds	Net Avg.
1. Bryan Anger	10/1/17 vs. NYG	4	199	49.8
2. Michael Koenen	10/16/11 vs. NO	4	199	49.8
3. Michael Koenen	12/29/13 at NO	5	240	48.0
4. Michael Koenen	12/17/11 vs. DAL	4	204	47.3
5. Bryan Anger	1/1/17 vs. CAR	5	229	45.8

STRENGTH OF THE SOUTH

Over the previous 15 seasons, one could argue that the toughest division in the NFL is the NFC South. Since realignment in 2002, the NFC South is the only division to not only have each of its teams make a conference championship appearance, but have all four teams make it to the Super Bowl. The NFC East, NFC West and AFC West are the only other divisions to have all four teams earn a division championship since realignment.

The NFC South has been represented nine times in a conference championship game, the best in the NFC and the second-most in the NFL. The NFC South is also tied for the second-most appearances in the Super Bowl (5), tied for the most by any NFC division. In 2016, The NFC South became the first division since realignment to have all four of its teams play in the Super Bowl, with Tampa Bay (XXXVII), Atlanta (LI), Carolina (XXXVIII & 50) and New Orleans (XLIV) all making it.

SUPER BOWL APPEARANCES & WINS SINCE 2002

Division	Appearances	Wins
AFC East	7	4
NFC South	5	2
NFC West	5	1
AFC North	4	3
NFC East	4	3
AFC South	2	1
NFC North	2	1
AFC West	3	1

CONFERENCE CHAMPIONSHIP GAME APPEARANCES SINCE 2002

Division	Number
AFC East	13
NFC South	9
NFC West	8
AFC North	7
NFC East	7
NFC North	7
AFC South	6
AFC West	5

The NFC South is also one of only two divisions to have more than one team win a Super Bowl (Tampa Bay, New Orleans), since 2002, joining the AFC North. The NFC South has had a very even split of division champions, with all four of the teams having captured at least three division titles.

NFC SOUTH DIVISION TITLES SINCE 2002

Team	Number
Carolina	5
Atlanta	4
New Orleans	4
Tampa Bay	3

In 2010, the NFC South recorded another impressive feat, as they were the only division to have three teams finish with a winning record, with three of the four teams finish with a double-digit win total (Atlanta – 13-3; New Orleans – 11-5; Tampa Bay – 10-6). It marked just the second time, dating back to realignment in 2002, that a division has had three teams with double-digit wins in the same season (also the AFC South in 2007). The feat was matched by the NFC North in 2012, the NFC West in 2013 and the AFC North in 2014. The NFC South matched this feat again in 2017, becoming the first division to do so twice.

In 2008, the NFC South again showed its overall strength, as it finished as one of only three divisions in the League to have three of its four teams with a record of 9-7 or better (also AFC East and NFC East) and is one of two divisions to have all of its teams at 8-8 or better (also NFC East). The NFC South also finished with a remarkable 27-5 overall home record in 2008, the best combined home winning percentage by a division in NFL history (.844), with the next best division last season, the NFC East, holding an 23-9 record at home. The South was also a near-perfect 11-1 at home when facing other South division opponents in 2008. The Bucs contributed significantly to that mark, as they finished 6-2 at home, winning their first six games at Raymond James Stadium in 2008.

BEST COMBINED HOME RECORD BY A DIVISION IN NFL HISTORY

Year	Division	Record	Pct.
2008	NFC South	27-5	.844
2003	NFC West	26-6	.813
1988	AFC Central	25-7	.781
1971	AFC West	20-6-2	.769*
1988	AFC East	30-9-1	.763
1976	AFC Central	21-7	.750
1995	NFC Central	30-10	.750
2013	NFC West	24-8	.750
2016	NFC East	24-8	.750

*Prior to 1972, tie games were not counted in winning percentage.

2018 TAMPA BAY BUCCANEERS UNOFFICIAL DEPTH CHART

(Based off of last game)

OFFENSE

WR	11 DeSean Jackson or 12 Chris Godwin		
TE	84 Cameron Brate	82 Antony Auclair	
LT	76 Donovan Smith	67 Mike Liedtke	
LG	74 Ali Marpet		
C	66 Ryan Jensen	62 Evan Smith	
RG	77 Caleb Benenoch	<u>65 Alex Cappa</u>	
RT	69 Demar Dotson	61 Leonard Wester	
TE	80 O.J. Howard	45 Alan Cross	
WR	13 Mike Evans	10 Adam Humphries	<u>17 Justin Watson</u>
QB	14 Ryan Fitzpatrick or 3 Jameis Winston	4 Ryan Griffin	
RB	25 Peyton Barber	32 Jacquizz Rodgers	<u>27 Ronald Jones II</u> <u>38 Shaun Wilson</u>

DEFENSE

DE	97 Vinny Curry	94 Carl Nassib	57 Noah Spence
DT	93 Gerald McCoy	<u>50 Vita Vea</u>	
DT	91 Beau Allen	56 Rakeem Nuñez-Roches	
DE	90 Jason Pierre-Paul	92 William Gholston	95 Will Clarke
SLB	53 Adarius Taylor	<u>48 Jack Cichy</u>	
MLB	58 Kwon Alexander		
WLB	54 Lavonte David	52 Cameron Lynch	
CB	<u>33 Carlton Davis III</u>	29 Ryan Smith	35 Javien Elliott
CB	24 Brent Grimes	<u>36 M.J. Stewart</u>	22 Marcus Williams
S	<u>31 Jordan Whitehead</u>	39 Isaiah Johnson	
S	21 Justin Evans	26 Andrew Adams	

SPECIALISTS

P	9 Bryan Anger		
PK	7 Chandler Catanzaro		
KO	7 Chandler Catanzaro		
H	9 Bryan Anger	4 Ryan Griffin	
LS	89 Garrison Sanborn	53 Adarius Taylor	45 Alan Cross
PR	10 Adam Humphries	11 DeSean Jackson	<u>38 Shaun Wilson</u>
KR	32 Jacquizz Rodgers	<u>38 Shaun Wilson</u>	<u>27 Ronald Jones II</u>

Rookies Underlined

() Denotes Injury

2018 TAMPA BAY BUCCANEERS PRONUNCIATION GUIDE

PLAYERS

Antony Auclair	Anthony Aww-claire
Caleb Benenoch	ben-en-KNOCK
Chandler Catanzaro	cat-un-ZAR-oh
Jack Cichy	SITCH-ee
Chris Conte	con-tee
Lavonte David	luh-VON-tay
William Gholston	GOAL-ston
Mike Liedtke	lid-key
Ali Marpet	Alley Mar-PET
Rakeem Nuñez-Roches	NOON-yez RO-ches
Carl Nassib	NASS-ib

Jacquizz Rodgers

Adarius Taylor

Vita Vea

COACHES

Mike Bajakian
Danny Breyer
Nate Kaczor
Dirk Koetter
Todd Monken
Andrew Weidinger

JAH-quiz
Uh-Dare-E-Us
VEET-uh VAY-uh

buh-JAKE-ian
BRY-er
Kat-sir
Cutter
Munk-in
why-ding-er

2018 TAMPA BAY BUCCANEERS NUMERICAL ROSTER

(as of 10/2/18)

No.	Name	Pos.	Ht.	Wt.	Age	NFL Exp.	College	Hometown	How Acq.
3	Jameis Winston	QB	6-4	231	24	4	Florida State	Bessemer, AL	D1-'15
4	Ryan Griffin	QB	6-5	210	28	5	Tulane	Westlake Village, CA	W (NO)-'15
7	Chandler Catanzaro	K	6-3	200	27	5	Clemson	Greenville, SC	UFA (NYJ)-'18
9	Bryan Anger	P	6-3	205	30	7	California	Camarillo, CA	UFA (JAC)-'16
10	Adam Humphries	WR	5-11	195	25	4	Clemson	Spartanburg, SC	FA-'15
11	DeSean Jackson	WR	5-10	175	31	11	California	Long Beach, CA	UFA (WAS)-'17
12	Chris Godwin	WR	6-1	209	22	2	Penn State	Middletown, DE	D3a-'17
13	Mike Evans	WR	6-5	231	25	5	Texas A&M	Galveston, TX	D1-'14
14	Ryan Fitzpatrick	QB	6-2	223	35	14	Harvard	Gilbert, AZ	UFA (NYJ)-'17
17	Justin Watson	WR	6-3	215	22	R	Pennsylvania	Bridgeville, PA	D5-'18
21	Justin Evans	S	6-0	199	23	2	Texas A&M	Wiggins, MS	D2-'17
22	Marcus Williams	CB	5-11	196	27	5	North Dakota State	Minnetonka, MN	FA-'18
24	Brent Grimes	CB	5-10	185	35	12	Shippensburg	Philadelphia, PA	FA-'16
25	Peyton Barber	RB	5-11	225	24	3	Auburn	Alpharetta, GA	FA-'16
26	Andrew Adams	S	5-11	204	25	3	Connecticut	College Park, GA	FA-'18
27	Ronald Jones II	RB	5-11	208	21	R	USC	McKinney, TX	D2a-'18
29	Ryan Smith	CB	5-11	189	25	3	North Carolina Central	Upper Marlboro, MD	D4-'16
31	Jordan Whitehead	S	5-10	198	21	R	Pittsburgh	Aliquippa, PA	D4-'18
32	Jacquizz Rodgers	RB	5-6	205	28	8	Oregon State	Richmond, TX	FA-'16
33	Carlton Davis III	CB	6-1	206	21	R	Auburn	Miami, FL	D2c-'18
35	Javien Elliott	CB	5-11	176	25	3	Florida State	Panama City, FL	FA-'16
36	M.J. Stewart	CB	5-11	200	23	R	North Carolina	Arlington, VA	D2b-'18
38	Shaun Wilson	RB	5-9	185	22	R	Duke	Charlotte, NC	FA-'18
39	Isaiah Johnson	S	6-0	209	25	1	South Carolina	Cary, NC	FA-'16
45	Alan Cross	TE	6-1	235	25	3	Memphis	Millington, TN	FA-'16
48	Jack Cichy	LB	6-2	238	22	R	Wisconsin	Somerset, WI	D6-'18
50	Vita Vea	DT	6-4	347	23	R	Washington	Milpitas, CA	D1-'18
52	Cameron Lynch	LB	6-0	229	25	4	Syracuse	Lawrenceville, GA	FA-'18
53	Adarius Taylor	LB	6-1	230	28	4	Florida Atlantic	Lakeland, FL	FA-'15
54	Lavonte David	LB	6-1	233	28	7	Nebraska	Miami, FL	D2-'12
56	Rakeem Nunez-Roches	DT	6-2	307	25	4	Southern Miss	Phenix City, AL	FA-'18
57	Noah Spence	DE	6-2	251	24	3	Eastern Kentucky	Harrisburg, PA	D2a-'16
58	Kwon Alexander	LB	6-1	227	24	4	LSU	Oxford, AL	D4-'15
61	Leonard Wester	T	6-6	305	25	3	Missouri Western	Mt. Union, IA	FA-'16
62	Evan Smith	OL	6-2	308	32	9	Idaho State	Salinas, CA	UFA (GB)-'14
65	Alex Cappa	OL	6-6	305	23	R	Humboldt State	Dublin, CA	D3-'18
66	Ryan Jensen	C	6-4	319	27	5	Colorado State-Pueblo	Fort Morgan, CO	UFA (BAL)-'18
67	Mike Liedtke	OL	6-3	305	26	1	Illinois State	Woodstock, IL	FA-'16
69	Demar Dotson	T	6-9	315	32	10	Southern Miss	Alexandria, LA	FA-'09
74	Ali Marpet	G	6-4	307	25	4	Hobart	Hastings-on-Hudson, NY	D2b-'15
76	Donovan Smith	T	6-6	338	25	4	Penn State	Owings Mills, MD	D2a-'15
77	Caleb Benenoch	OL	6-5	305	24	3	UCLA	Katy, TX	D5-'16
80	O.J. Howard	TE	6-6	251	23	2	Alabama	Prattville, AL	D1-'17
82	Antony Auclair	TE	6-6	256	25	2	Laval	Montreal, Quebec	FA-'17
84	Cameron Brate	TE	6-5	245	27	4	Harvard	Naperville, IL	FA-'15
89	Garrison Sanborn	LS	6-1	240	33	10	Florida State	Tampa, FL	FA-'17
90	Jason Pierre-Paul	DE	6-5	275	29	9	USF	Deerfield Beach, FL	T (NYG)-'18
91	Beau Allen	DT	6-3	327	26	5	Wisconsin	Minnetonka, MN	UFA (PHI)-'18
92	William Gholston	DE	6-6	281	27	6	Michigan State	Detroit, MI	D4b-'13
93	Gerald McCoy	DT	6-4	300	30	9	Oklahoma	Oklahoma City, OK	D1-'10
94	Carl Nassib	DE	6-7	275	25	3	Penn State	Malvern, PA	W (CLE)-'18
95	Will Clarke	DL	6-6	275	27	5	West Virginia	Pittsburgh, PA	FA-'17
97	Vinny Curry	DE	6-3	279	30	7	Marshall	Neptune, NJ	UFA (PHI)-'18

PRACTICE SQUAD

No.	Name	Pos.	Ht.	Wt.	Age	NFL Exp.	College	HS Hometown	How Acq.
34	Godwin Igwebuike	S	6-0	212	24	R	Northwestern	Pickerington, OH	FA-'18
43	Marko Myers	CB	5-10	185	24	R	Southeastern	Orlando, FL	FA-'18
44	Dare Ogunbowale	RB	5-11	205	24	1	Wisconsin	Milwaukee, WI	FA-'18
46	Eric Nzeocha	LB	6-3	218	25	1	Wyoming	Neusitz, Germany	INTFA-'17
64	Cole Boozer	OL	6-5	275	24	R	Temple	Hunt Valley, MD	FA-'18
71	Demone Harris	DE	6-4	272	22	R	Buffalo	Buffalo, NY	FA-'18
73	Jarron Jones	T	6-6	320	24	1	Notre Dame	Rochester, NY	FA-'18
78	Jeremiah Ledbetter	DT	6-3	295	24	2	Arkansas	Gainesville, GA	FA-'18
79	Patrick O'Connor	DE	6-4	270	24	1	Eastern Michigan	Chicago, IL	FA-'17
85	Bobo Wilson	WR	5-9	186	23	1	Florida State	Miami, FL	FA-'17
88	Tanner Hudson	TE	6-5	239	23	R	Southern Arkansas	Camden, TN	FA-'18

RESERVE/NFI

No.	Name	Pos.	Ht.	Wt.	Age	NFL Exp.	College	HS Hometown	How Acq.
51	Kendell Beckwith	LB	6-2	243	23	2	LSU	Clinton, LA	D3b-'17

INJURED RESERVE

No.	Name	Pos.	Ht.	Wt.	Age	NFL Exp.	College	HS Hometown	How Acq.
23	Chris Conte	S	6-2	203	29	8	California	Los Angeles, CA	UFA (CHI)-'15
28	Vernon Hargreaves III	CB	5-10	204	23	3	Florida	Tampa, FL	D1-'16
83	Sergio Bailey II	WR	6-0	186	24	R	Eastern Michigan	San Diego, CA	FA-'18
98	Mitch Unrein	DT	6-4	301	31	8	Wyoming	Eaton, CO	UFA (CHI)-'18

Head Coach: Dirk Koetter

Assistant Coaches: Nate Kaczor (special teams coordinator); Todd Monken (offensive coordinator); Mike Smith (defensive coordinator); Mike Bajakian (quarterbacks); Butch Barry (assistant offensive line); Danny Breyer (defensive assistant); Brentson Buckner (defensive line); Mark Duffner (linebackers); Skyler Fulton (wide receivers); Zack Grossi (offensive quality control); Jon Hoke (secondary); Dave Kennedy (head strength and conditioning); Brett Maxie (defensive backs); Stephen Nicholas (defensive quality control); Carlos Polk (assistant special teams); Tim Spencer (running backs); Paul Spicer (assistant defensive line); Ben Steele (tight ends); Joe Vaughn (assistant strength and conditioning); Chad Wade (assistant strength and conditioning); George Warhop (run game coordinator/offensive line); Andrew Weidinger (game management)

2018 TAMPA BAY BUCCANEERS ALPHABETICAL ROSTER

(as of 10/2/18)

No.	Name	Pos.	Ht.	Wt.	Birthdate	NFL Exp.	College	Hometown	18 GP/GS
26	Adams, Andrew	S	5-11	204	10/28/1992	3	Connecticut	College Park, GA	1/1
58	Alexander, Kwon	LB	6-1	227	8/3/1994	4	LSU	Oxford, AL	4/4
91	Allen, Beau	DT	6-3	327	11/14/1991	5	Wisconsin	Minnetonka, MN	2/2
9	Anger, Bryan	P	6-3	205	10/6/1988	7	California	Camarillo, CA	4/0
82	Auclair, Antony	TE	6-6	256	5/28/1993	2	Laval	Quebec, Canada	4/1
25	Barber, Peyton	RB	5-11	225	2/27/1994	3	Auburn	Alpharetta, GA	4/4
77	Benenoch, Caleb	OL	6-5	305	8/8/1994	3	UCLA	Katy, TX	4/4
84	Brate, Cameron	TE	6-5	245	7/3/1991	4	Harvard	Naperville, IL	4/0
65	Cappa, Alex	OL	6-6	305	1/27/1995	R	Humboldt State	Dublin, CA	0/0
7	Catanzaro, Chandler	K	6-3	200	2/26/1991	5	Clemson	Greenville, SC	4/0
48	Cichy, Jack	LB	6-2	238	5/5/1996	R	Wisconsin	Somerset, WI	4/0
95	Clarke, Will	DL	6-6	275	5/4/1991	5	West Virginia	Pittsburgh, PA	3/0
45	Cross, Alan	TE	6-1	235	7/2/1993	3	Memphis	Millington, TN	4/1
97	Curry, Vinny	DE	6-3	279	6/30/1988	7	Marshall	Neptune, NJ	4/4
54	David, Lavonte	LB	6-1	233	1/23/1990	7	Nebraska	Miami, FL	4/4
33	Davis III, Carlton	CB	6-1	206	12/31/1996	R	Auburn	Miami, FL	4/4
69	Dotson, Demar	T	6-9	315	10/11/1985	10	Southern Miss	Alexandria, LA	4/4
35	Elliott, Javien	CB	5-11	176	7/18/1993	3	Florida State	Panama City, FL	4/0
21	Evans, Justin	S	6-0	199	8/26/1995	2	Texas A&M	Wiggins, MS	4/4
13	Evans, Mike	WR	6-5	231	8/21/1993	5	Texas A&M	Galveston, TX	4/4
14	Fitzpatrick, Ryan	QB	6-2	223	11/24/1982	14	Harvard	Gilbert, AZ	4/4
92	Gholston, William	DE	6-6	281	7/31/1991	6	Michigan State	Detroit, MI	4/2
12	Godwin, Chris	WR	6-1	209	2/27/1996	2	Penn State	Middletown, DE	4/0
4	Griffin, Ryan	QB	6-5	210	11/17/1989	5	Tulane	Westlake Village, CA	0/0
24	Grimes, Brent	CB	5-10	185	7/19/1983	12	Shippensburg	Philadelphia, PA	2/2
80	Howard, O.J.	TE	6-6	251	11/19/1994	2	Alabama	Prattville, AL	4/4
10	Humphries, Adam	WR	5-11	195	6/24/1993	4	Clemson	Spartanburg, SC	4/2
11	Jackson, DeSean	WR	5-10	175	12/1/1986	11	California	Long Beach, CA	4/4
66	Jensen, Ryan	G	6-4	319	5/27/1991	5	Colorado State-Pueblo	Fort Morgan, CO	4/4
39	Johnson, Isaiah	S	6-0	209	10/14/1992	1	South Carolina	Cary, NC	4/1
27	Jones II, Ronald	RB	5-11	208	8/3/1997	R	USC	McKinney, TX	1/0
67	Liedtke, Mike	OL	6-3	305	1/15/1992	1	Illinois State	Woodstock, IL	0/0
52	Lynch, Cameron	LB	6-0	229	8/4/1993	4	Syracuse	Lawrenceville, GA	4/0
74	Marpert, Ali	G	6-4	307	4/17/1993	4	Hobart	Hastings-on-Hudson, NY	4/4
93	McCoy, Gerald	DT	6-4	300	2/25/1988	9	Oklahoma	Oklahoma City, OK	4/4
94	Nassib, Carl	DE	6-7	275	4/12/1993	3	Penn State	Malvern, PA	4/0
56	Nuñez-Roches, Rakeem	DT	6-2	307	7/3/1993	4	Southern Miss	Phenix City, AL	0/0
90	Pierre-Paul, Jason	DE	6-5	275	1/1/1989	9	USF	Deerfield Beach, FL	4/4
32	Rodgers, Jacquizz	RB	5-6	205	2/6/1990	8	Oregon State	Richmond, TX	4/0
89	Sanborn, Garrison	LS	6-1	240	7/31/1985	10	Florida State	Tampa, FL	4/0
76	Smith, Donovan	T	6-6	338	6/23/1993	4	Penn State	Owings Mills, MD	4/4
62	Smith, Evan	OL	6-2	308	7/19/1986	9	Idaho State	Salinas, CA	4/0
29	Smith, Ryan	CB	5-11	189	9/7/1993	3	North Carolina Central	Upper Marlboro, MD	4/2
57	Spence, Noah	DE	6-2	251	1/8/1994	3	Eastern Kentucky	Harrisburg, PA	1/0
36	Stewart, M.J.	CB	5-11	200	9/16/1995	R	North Carolina	Arlington, VA	4/3
53	Taylor, Adarius	LB	6-1	230	9/21/1990	4	Florida Atlantic	Lakeland, FL	4/0
50	Vea, Vita	DT	6-4	347	2/5/1995	R	Washington	Milpitas, CA	1/0
17	Watson, Justin	WR	6-3	215	4/4/1996	R	Pennsylvania	Bridgeville, PA	1/0
61	Wester, Leonard	T	6-6	305	1/3/1993	3	Missouri Western	Mt. Union, IA	4/0
31	Whitehead, Jordan	S	5-10	198	3/18/1997	R	Pittsburgh	Aliquippa, PA	3/0
22	Williams, Marcus	CB	5-11	196	3/24/1991	5	North Dakota State	Minnetonka, MN	2/0
38	Wilson, Shaun	RB	5-9	185	12/2/1995	R	Duke	Charlotte, NC	3/0
3	Winston, Jameis	QB	6-4	231	1/6/1994	4	Florida State	Bessemer, AL	1/0

PRACTICE SQUAD

No.	Name	Pos.	Ht.	Wt.	Birthdate	NFL Exp.	College	HS Hometown	18 GP/GS
64	Boozar, Cole	OL	6-5	275	3/20/1994	R	Temple	Hunt Valley, MD	0/0
71	Harris, Demone	DE	6-4	272	12/30/1995	R	Buffalo	Buffalo, NY	0/0
88	Hudson, Tanner	TE	6-5	239	11/12/1994	R	Southern Arkansas	Camden, TN	0/0
34	Igwebuike, Godwin	S	6-0	212	9/10/1994	R	Northwestern	Pickerington, OH	0/0
73	Jones, Jarron	T	6-6	320	3/11/1994	1	Notre Dame	Rochester, NY	0/0
78	Ledbetter, Jeremiah	DT	6-3	295	6/2/1994	2	Arkansas	Gainesville, GA	0/0
43	Myers, Marko	CB	5-10	185	9/5/1994	R	Southeastern	Orlando, FL	0/0
46	Nzeocha, Eric	LB	6-3	218	4/1/1993	1	Wyoming	Neusitz, Germany	0/0
79	O'Connor, Patrick	DE	6-4	270	11/1/1993	1	Eastern Michigan	Chicago, IL	0/0
44	Ogunbowale, Dare	RB	5-11	205	5/4/1994	1	Wisconsin	Milwaukee, WI	0/0
85	Wilson, Bobo	WR	5-9	186	1/25/1995	1	Florida State	Miami, FL	0/0

RESERVE/NFI

No.	Name	Pos.	Ht.	Wt.	Birthdate	NFL Exp.	College	HS Hometown	17 GP/GS
51	Beckwith, Kendell	LB	6-2	243	12/2/1994	2	LSU	Clinton, LA	16/9

INJURED RESERVE

No.	Name	Pos.	Ht.	Wt.	Birthdate	NFL Exp.	College	HS Hometown	18 GP/GS
83	Bailey II, Sergio	WR	6-0	186	8/21/1994	R	Eastern Michigan	San Diego, CA	0/0
23	Conte, Chris	S	6-2	203	2/23/1989	8	California	Los Angeles, CA	3/3
28	Hargreaves III, Vernon	CB	5-10	204	6/3/1995	3	Florida	Tampa, FL	1/1
98	Unrein, Mitch	DT	6-4	301	3/25/1987	8	Wyoming	Eaton, CO	0/0

Head Coach: Dirk Koetter

Assistant Coaches: Nate Kaczor (special teams coordinator); Todd Monken (offensive coordinator); Mike Smith (defensive coordinator); Mike Bajakian (quarterbacks); Butch Barry (assistant offensive line); Danny Breyer (defensive assistant); Brentson Buckner (defensive line); Mark Duffner (linebackers); Skyler Fulton (wide receivers); Zack Grossi (offensive quality control); Jon Hoke (secondary); Dave Kennedy (head strength and conditioning); Brett Maxie (defensive backs); Stephen Nicholas (defensive quality control); Carlos Polk (assistant special teams); Tim Spencer (running backs); Paul Spicer (assistant defensive line); Ben Steele (tight ends); Joe Vaughn (assistant strength and conditioning); Chad Wade (assistant strength and conditioning); George Warhop (run game coordinator/offensive line); Andrew Weidinger (game management)

2018 TAMPA BAY BUCCANEERS ROSTER BY POSITION

							(as of 10/2/18)
No.	Name	Pos.	College	Ht.	Wt.	Age	NFL Exp.
<u>Defensive Linemen (10)</u>							
91	Beau Allen	DT	Wisconsin	6-3	327	26	5
95	Will Clarke	DL	West Virginia	6-6	275	27	5
97	Vinny Curry	DE	Marshall	6-3	279	30	7
92	William Gholston	DE	Michigan State	6-6	281	27	6
93	Gerald McCoy	DT	Oklahoma	6-4	300	30	9
94	Carl Nassib	DE	Penn State	6-7	275	25	3
56	Rakeem Nufiez-Roches	DT	Southern Miss	6-2	307	25	4
90	Jason Pierre-Paul	DE	USF	6-5	275	29	9
57	Noah Spence	DE	Eastern Kentucky	6-2	251	24	3
50	Vita Vea	DT	Washington	6-4	347	23	R
<u>Linebacker (5)</u>							
58	Kwon Alexander	LB	LSU	6-1	227	24	4
48	Jack Cichy	LB	Wisconsin	6-2	238	22	R
54	Lavonte David	LB	Nebraska	6-1	233	28	7
52	Cameron Lynch	LB	Syracuse	6-0	229	25	4
53	Adarius Taylor	LB	Florida Atlantic	6-1	230	28	4
<u>Cornerback (6)</u>							
33	Carlton Davis III	CB	Auburn	6-1	206	21	R
35	Javien Elliott	CB	Florida State	5-11	176	25	3
24	Brent Grimes	CB	Shippensburg	5-10	185	35	12
29	Ryan Smith	CB	North Carolina Central	5-11	189	25	3
36	M.J. Stewart	CB	North Carolina	5-11	200	23	R
22	Marcus Williams	CB	North Dakota State	5-11	196	27	5
<u>Safety (4)</u>							
26	Andrew Adams	S	Connecticut	5-11	202	25	3
21	Justin Evans	S	Texas A&M	6-0	199	23	2
39	Isaiah Johnson	S	South Carolina	6-0	209	25	1
31	Jordan Whitehead	S	Pittsburgh	5-10	198	21	R
<u>Long Snapper (0)</u>							
89	Garrison Sanborn	LS	Florida State	6-1	240	33	10
<u>Punter (1)</u>							
9	Bryan Anger	P	California	6-3	205	30	7
<u>Kicker (1)</u>							
7	Chandler Catanzaro	K	Clemson	6-3	200	27	5
<u>Offensive Line (9)</u>							
77	Caleb Benenoch	OL	UCLA	6-5	305	24	3
65	Alex Cappa	OL	Humboldt State	6-6	305	23	R
69	Demar Dotson	T	Southern Miss	6-9	315	32	10
66	Ryan Jensen	C	Colorado State-Pueblo	6-4	319	27	5
67	Mike Liedtke	OL	Illinois State	6-3	305	26	1
74	Ali Marpet	G	Hobart	6-4	307	25	4
76	Donovan Smith	T	Penn State	6-6	338	25	4
62	Evan Smith	OL	Idaho State	6-2	308	32	9
61	Leonard Wester	T	Missouri Western	6-6	305	25	3
<u>Tight End (4)</u>							
82	Antony Auclair	TE	Lavar	6-6	256	25	2
84	Cameron Brate	TE	Harvard	6-5	235	27	4
45	Alan Cross	TE	Memphis	6-1	235	25	3
80	O.J. Howard	TE	Alabama	6-6	251	23	2
<u>Running Back (4)</u>							
25	Peyton Barber	RB	Auburn	5-11	225	24	3
27	Ronald Jones II	RB	USC	5-11	208	21	R
32	Jacquizz Rodgers	RB	Oregon State	5-6	205	28	8
38	Shaun Wilson	RB	Duke	5-9	185	22	R
<u>Wide Receiver (5)</u>							
13	Mike Evans	WR	Texas A&M	6-5	231	25	5
12	Chris Godwin	WR	Penn State	6-1	209	22	2
10	Adam Humphries	WR	Clemson	5-11	195	25	4
11	DeSean Jackson	WR	California	5-10	175	31	11
17	Justin Watson	WR	Pennsylvania	6-3	215	22	R
<u>Quarterback (3)</u>							
14	Ryan Fitzpatrick	QB	Harvard	6-2	223	35	14
4	Ryan Griffin	QB	Tulane	6-5	210	28	5
3	Jameis Winston	QB	Florida State	6-4	231	24	4

2018 TAMPA BAY BUCCANEERS BY EXPERIENCE

									(as of 10/2/18)
No.	Name	Pos.	Ht.	Wt.	Age	NFL Exp.	College	Hometown	How Acq.
14th Year (1)									
14	Fitzpatrick, Ryan	QB	6-2	223	35	14	Harvard	Gilbert, AZ	UFA (NYJ)-'17
12th Year (1)									
24	Grimes, Brent	CB	5-10	185	35	12	Shippensburg	Philadelphia, PA	FA-'16
11th Year (1)									
11	Jackson, DeSean	WR	5-10	175	31	11	California	Long Beach, CA	UFA (WAS)-'17
10th Year (2)									
69	Dotson, Demar	T	6-9	315	32	10	Southern Miss	Alexandria, LA	FA-'09
89	Sanborn, Garrison	LS	6-1	240	33	10	Florida State	Tampa, FL	FA-'17
9th Year (3)									
93	McCoy, Gerald	DT	6-4	300	30	9	Oklahoma	Oklahoma City, OK	D1-'10
90	Pierre-Paul, Jason	DE	6-5	275	29	9	USF	Deerfield Beach, FL	T (NYG)-'18
62	Smith, Evan	OL	6-2	308	32	9	Idaho State	Salinas, CA	UFA (GB)-'14
8th Year (1)									
32	Rodgers, Jacquizz	RB	5-6	205	28	8	Oregon State	Richmond, TX	FA-'16
7th Year (3)									
9	Anger, Bryan	P	6-3	205	30	7	California	Camarillo, CA	UFA (JAC)-'16
97	Curry, Vinny	DE	6-3	279	30	7	Marshall	Neptune, NJ	UFA (PHI)-'18
54	David, Lavonte	LB	6-1	233	28	7	Nebraska	Miami, FL	D2-'12
6th Year (1)									
92	Gholston, William	DE	6-6	281	27	6	Michigan State	Detroit, MI	D4b-'13
5th Year (7)									
91	Allen, Beau	DT	6-3	327	26	5	Wisconsin	Minnetonka, MN	UFA (PHI)-'18
7	Catanzaro, Chandler	K	6-3	200	27	5	Clemson	Greenville, SC	UFA (NYJ)-'18
95	Clarke, Will	DL	6-6	275	27	5	West Virginia	Pittsburgh, PA	FA-'17
13	Evans, Mike	WR	6-5	231	25	5	Texas A&M	Galveston, TX	D1-'14
4	Griffin, Ryan	QB	6-5	210	28	5	Tulane	Westlake Village, CA	W (NO)-'15
66	Jensen, Ryan	C	6-4	319	27	5	Colorado State-Pueblo	Fort Morgan, CO	UFA (BAL)-'18
22	Williams, Marcus	CB	5-11	196	27	5	North Dakota State	Minnetonka, MN	FA-'18
4th Year (9)									
58	Alexander, Kwon	LB	6-1	227	24	4	LSU	Oxford, AL	D4-'15
84	Brate, Cameron	TE	6-5	235	27	4	Harvard	Naperville, IL	FA-'15
10	Humphries, Adam	WR	5-11	195	25	4	Clemson	Spartanburg, SC	FA-'15
52	Lynch, Cameron	LB	6-0	229	25	4	Syracuse	Lawrenceville, GA	FA-'16
74	Marpet, Ali	G	6-4	307	25	4	Hobart	Hastings-on-Hudson, NY	D2b-'15
56	Nuñez-Roches, Rakeem	DT	6-2	307	25	4	Southern Miss	Phenix City, AL	FA-'18
76	Smith, Donovan	T	6-6	338	25	4	Penn State	Owings Mills, MD	D2a-'15
53	Taylor, Adarius	LB	6-1	230	28	4	Florida Atlantic	Lakeland, FL	FA-'15
3	Winston, Jameis	QB	6-4	231	24	4	Florida State	Bessemer, AL	D1-'15
3rd Year (9)									
26	Adams, Andrew	S	5-11	202	25	3	Connecticut	College Park, GA	FA-'18
25	Barber, Peyton	RB	5-11	225	24	3	Auburn	Alpharetta, GA	FA-'16
77	Benenoch, Caleb	OL	6-5	305	24	3	UCLA	Katy, TX	D5-'16
45	Cross, Alan	TE	6-1	235	25	3	Memphis	Millington, TN	FA-'16
35	Elliott, Javien	CB	5-11	176	25	3	Florida State	Panama City, FL	FA-'16
94	Nassib, Carl	DE	6-7	275	25	3	Penn State	Malvern, PA	W (CLE)-'18
29	Smith, Ryan	S	5-11	189	25	3	North Carolina Central	Upper Marlboro, MD	D4-'16
57	Spence, Noah	DE	6-2	251	24	3	Eastern Kentucky	Harrisburg, PA	D2a-'16
61	Wester, Leonard	T	6-6	305	25	3	Missouri Western	Mt. Union, IA	FA-'16
2nd Year (4)									
82	Auclair, Antony	TE	6-6	256	25	2	Laval	Quebec, Canada	FA-'17
21	Evans, Justin	S	6-0	190	23	2	Texas A&M	Wiggins, MS	D2-'17
12	Godwin, Chris	WR	6-1	209	22	2	Penn State	Middletown, DE	D3a-'17
80	Howard, O.J.	TE	6-6	251	23	2	Alabama	Prattville, AL	D1-'17
Rookies/1st Year (11)									
65	Cappa, Alex	OL	6-6	305	23	R	Humboldt State	Dublin, CA	D3-'18
48	Cichy, Jack	LB	6-2	238	22	R	Wisconsin	Somerset, WI	D6-'18
33	Davis III, Carlton	CB	6-1	206	21	R	Auburn	Miami, FL	D2c-'18
39	Johnson, Isaiah	S	6-0	209	25	1	South Carolina	Cary, NC	FA-'16
27	Jones II, Ronald	RB	5-11	208	21	R	USC	McKinney, TX	D2a-'18
67	Liedtke, Mike	OL	6-3	305	26	1	Illinois State	Woodstock, IL	FA-'16
36	Stewart, M.J.	CB	5-11	200	23	R	North Carolina	Arlington, VA	D2b-'18
50	Vea, Vita	DT	6-4	347	23	R	Washington	Milpitas, CA	D1-'18
17	Watson, Justin	WR	6-3	215	22	R	Pennsylvania	Bridgeville, PA	D5-'18
31	Whitehead, Jordan	S	5-10	198	21	R	Pittsburgh	Aliquippa, PA	D4-'18
38	Wilson, Shaun	RB	5-9	185	22	R	Duke	Charlotte, NC	FA-'18

2018 TAMPA BAY BUCCANEERS - HOW THEY WERE BUILT

	<u>DRAFT</u>	<u>TRADES</u>	<u>WAIVERS</u>	<u>FREE AGENTS</u>
2009				Demar Dotson (R)
2010	Gerald McCoy (1)			
2012	Lavonte David (2)			
2013	William Gholston (4b)			
2014	Mike Evans (1)			Evan Smith (GB)
2015	Jameis Winston (1) Donovan Smith (2a) Ali Marpet (2b) Kwon Alexander (4)		Ryan Griffin (NO)	Cameron Brate Chris Conte (CHI)^ Adarius Taylor Adam Humphries (R)
2016	Vernon Hargreaves III (1)^ Noah Spence (2a) Ryan Smith (4) Caleb Benenoch (5)			Bryan Anger (JAC) Peyton Barber (R) Alan Cross (R) Javien Elliott (R) Brent Grimes Isaiah Johnson (R) Mike Liedtke Jacquizz Rodgers Leonard Wester (R)
2017	O.J. Howard (1) Justin Evans (2) Chris Godwin (3a) Kendell Beckwith (3b)~			Antony Auclair (R) Will Clarke Ryan Fitzpatrick (NYJ) Adam Gettis DeSean Jackson (WAS) Garrison Sanborn
2018	Vita Vea (1) Ronald Jones II (2a) M.J. Stewart (2b) Carlton Davis III (2c) Alex Cappa (3) Jordan Whitehead (4) Justin Watson (5) Jack Cichy (6)	Jason Pierre-Paul (NYG)	Carl Nassib (CLE)	Andrew Adams Beau Allen (PHI) Sergio Bailey II (R)^ Chandler Catanzaro (NYJ) Vinny Curry (PHI) Ryan Jensen (BAL) Cameron Lynch Rakeem Nunez-Roches Mitch Unrein (CHI)^ Shaun Wilson (R)

2018 GAME-BY-GAME STARTERS

[illegible][illegible]

2018 PLAYTIME PERCENTAGES - OFFENSE

OFFENSE	@NO	PHI	PIT	@CHI	@ATL	CLE	@CIN	@CAR	WAS	@NYG	SF	CAR	NO	@BAL	@DAL	ATL	PLAYS	PCT
TOTAL PLAYS	66	58	74	63													261	
QUARTERBACKS																		
Fitzpatrick	66	58	74	28													226	87%
Winston	R/S	R/S	R/S	35													35	56%
RUNNING BACKS																		
Barber	48	36	44	31													159	61%
Rodgers	15	18	26	11													70	27%
Jones	IA	IA	IA	20													20	32%
Wilson	2	3	3	IA													8	4%
TIGHT ENDS																		
Howard	43	46	49	15													153	59%
Brate	24	14	31	37													106	41%
Auclair	10	17	17	19													63	24%
Cross	15	11	3	3													32	16%
WIDE RECEIVERS																		
Evans	50	47	59	57													213	82%
Humphries	44	29	53	49													175	67%
Godwin	46	29	37	31													143	55%
Jackson	20	34	43	39													136	52%
Martino	13	6	5	N/A													24	12%
Winston	IA	IA	IA	3													3	5%
OFFENSIVE LINE																		
Dotson	66	58	74	63													261	100%
Jensen	66	58	74	63													261	100%
Marpet	66	58	74	63													261	100%
D. Smith	66	58	74	63													261	100%
Benenoch	41	41	53	41													176	67%
E. Smith	25	17	21	22													85	33%
Wester	0	0	0	0													0	0%

KEY

- DNP= Did Not Play
- IA= Inactive
- IR= Injured Reserve
- IR/DR= Injured Reserve/Designated to Return
- N/A= Not With Team
- PS= Practice Squad
- PUP= Reserve/Physically Unable to Perform
- R/S= Reserve/Suspended List
- W/_ =With Other Team

2018 PLAYTIME PERCENTAGES - DEFENSE

DEFENSE	@NO	PHI	PIT	@CHI	@ATL	CLE	@CIN	@CAR	WAS	@NYG	SF	CAR	NO	@BAL	@DAL	ATL	PLAYS	PCT
TOTAL PLAYS	64	79	66	61													270	
DEFENSIVE LINE																		
Pierre-Paul	48	67	62	58													235	87%
McCoy	59	65	56	48													228	84%
Curry	48	50	55	44													197	73%
Gholston	25	43	51	32													151	56%
Nassib	27	34	17	15													93	34%
Worthy	15	23	21	13													72	27%
Allen	31	20	1A	1A													51	36%
Williams	1A	1A	1A	33													33	54%
Clarke	1A	13	2	3													18	9%
Spence	4	1A	DNP	1A													4	6%
LINEBACKERS																		
Alexander	64	79	66	59													268	99%
David	64	79	66	59													268	99%
Taylor	20	12	23	27													82	30%
Lynch	0	0	0	3													3	1%
Cichy	0	0	0	2													2	1%
DEFENSIVE BACKS																		
Evans	63	79	66	61													269	100%
Davis	56	77	63	48													244	90%
Stewart	18	67	43	34													162	60%
R. Smith	44	71	0	19													134	50%
Conte	64	43	11	1R													118	56%
Grimes	1A	1A	66	40													106	83%
Whitehead	1	36	55	1A													92	44%
I. Johnson	0	1	3	60													64	24%
Hargreaves III	53	1R	1R	1R													53	83%
Williams	N/A	8	1A	12													20	14%
Elliott	0	1	0	5													6	2%

KEY

- DNP= Did Not Play
- 1A= Inactive
- 1R/1D= Injured Reserve/Designated to Return
- N/A= Not With Team
- PS= Practice Squad
- PUP= Reserve/Physically Unable to Perform
- R/S= Reserve/Suspended List
- R/OE=Reserve/Commissioner's Exempt List
- W/_ =With Other Team

2018 TAMPA BAY BUCCANEERS STATISTICS

2018 RECORD --			WON: 2	LOST: 2	
Aug 9	W	26-24	at Miami		51,042
Aug 18	W	30-14	at Tennessee		60,034
Aug 24	L	30-33	DETROIT		44,868
Aug 30	L	10-25	JACKSONVILLE		44,254
Sept 9	W	48-40	at New Orleans		73,038
Sept 16	W	27-21	PHILADELPHIA		56,552
Sept 24	L	27-30	PITTSBURGH		62,571
Sept 30	L	10-48	at Chicago		61,893
			-- bye week --		
Oct 14			at Atlanta		
Oct 21			CLEVELAND		
Oct 28			at Cincinnati		
Nov 4			at Carolina		
Nov 11			WASHINGTON		
Nov 18			at N.Y. Giants		
Nov 25			SAN FRANCISCO		
Dec 2			CAROLINA		
Dec 9			NEW ORLEANS		
Dec 16			at Baltimore		
Dec 23			at Dallas		
Dec 30			ATLANTA		

	BUCCANEERS	OPPONENTS
TOTAL FIRST DOWNS	88	100
Rushing	11	26
Passing	68	64
Penalty	9	10
3rd Down: Made/Att.	18/44 40.9%	16/43 37.2%
4th Down: Made/Att.	3/3 100.0%	4/6 66.7%
POSSESSION AVG.	29:31	30:29
TOTAL NET YARDS	1731	1783
Avg. Per Game	432.8	445.8
Total Plays	249	255
Avg. Per Play	7.0	7.0
NET YARDS RUSHING	278	351
Avg. Per Game	69.5	87.8
Total Rushes	91	90
NET YARDS PASSING	1453	1432
Avg. Per Game	363.3	358.0
Sacked/Yards Lost	9/48	8/48
Gross Yards	1501	1480
Att./Completions	149/103	157/121
Completion Pct.	69.1	77.1
Had Intercepted	7	1
PUNTS/AVERAGE	15/42.8	15/50.7
NET PUNTING AVERAGE	39.9	44.7
PENALTIES/YARDS	31/293	31/325
FUMBLES/FUMBLES LOST	4/2	5/4
TOUCHDOWNS	14	18
Rushing	1	4
Passing	12	13
Returns	1	1

SCORE BY QUARTERS	1	2	3	4	OT	TOTAL
BUCCANEERS	28	36	20	28	0	112
OPPONENTS	30	69	14	26	0	139

SCORING	TD	R	P	Rt	PAT	2P	FG	S	PTS
Catanzaro	0	0	0	0	13-14	0	5-6	0	28
Evans, M.	3	0	3	0	0-0	0	0-0	0	18
Godwin	3	0	3	0	0-0	0	0-0	0	18
Jackson	3	0	3	0	0-0	0	0-0	0	18
Brate	2	0	2	0	0-0	0	0-0	0	12
Evans, J.	1	0	0	1	0-0	0	0-0	0	6
Fitzpatrick	1	1	0	0	0-0	0	0-0	0	6
Howard	1	0	1	0	0-0	0	0-0	0	6
BUCCANEERS	14	1	12	1	13-4	0-0	5-6	0	112
OPPONENTS	18	4	13	1	15-16	2-2	4-6	0	139

SACKS: Pierre-Paul 4.0, Curry 1.5, McCoy 1.5, Alexander 1.0. Buccaneers 8.0. Opponents 9.0

PASSING	Att	Comp	Yds	Cmp%	Yds/Att	TD	TD%	INT	INT%	Lg	Sack/Lost	Rating
Fitzpatrick	129	87	1356	67.4	10.51	11	8.5	5	3.9	75t	7/37	114.4
	20	16	145	80.0	7.25	1	5.0	2	10.0	17	2/11	74.0
BUCCANEERS	149	103	1501	69.1	10.07	12	8.1	7	4.7	75t	9/48	108.9
OPPONENTS	157	121	1480	77.1	9.43	13	8.3	1	0.6	75t	8/48	130.5

RUSHING	No	Yds	Avg	Lg	TD
Barber	50	148	3.0	23	0
Fitzpatrick	18	62	3.4	17	1
Jones	10	29	2.9	7	0
Wilson, S.	2	15	7.5	9	0
Rodgers	9	13	1.4	7	0
Winston	1	7	7.0	7	0
Humphries	1	4	4.0	4	0
BUCCANEERS	91	278	3.1	23	1
OPPONENTS	90	351	3.9	27	4

RECEIVING	No	Yds	Avg	Lg	TD
Evans, M.	29	426	14.7	51	3
Jackson	17	424	24.9	75t	3
Godwin	15	193	12.9	20	3
Humphries	13	101	7.8	20	0
Howard	11	222	20.2	75t	1
Brate	6	63	10.5	21	2
Rodgers	6	43	7.2	13	0
Barber	2	13	6.5	7	0
Wilson	2	9	4.5	5	0
Auclair	1	8	8.0	8	0
Jones	1	-1	-1.0	-1	0
BUCCANEERS	103	1501	14.6	75t	12
OPPONENTS	121	1480	12.2	75t	13

INTERCEPTIONS	No	Yds	Avg	Lg	TD
Evans, J.	1	0	0.0	0	0
BUCCANEERS	1	0	0.0	0	0
OPPONENTS	7	94	13.4	35	1

PUNTING	No	Yds	Avg	Net	TB	In20	Lg	Bk
Anger	15	642	42.8	39.9	0	4	64	0
BUCS	15	642	42.8	39.9	0	4	64	0
OPPONENTS	15	760	50.7	44.7	2	5	65	0

PUNT RETURNS	Ret	FC	Yds	Avg	Lg	TD
Humphries	5	2	35	7.0	16	0
Jackson	4	0	15	3.8	11	0
BUCCANEERS	9	2	50	5.6	16	0
OPPONENTS	8	3	43	5.4	16	0

KICKOFF RETURNS	Ret	Yds	Avg	Lg	TD
Wilson	6	97	16.2	29	0
Humphries	2	17	8.5	13	0
Rodgers	1	21	21.0	21	0
BUCCANEERS	9	135	15.0	29	0
OPPONENTS	5	118	23.6	28	0

FIELD GOALS	1-19	20-29	30-39	40-49	50+	Lg
Catanzaro	0-0	2-2	3-3	0-1	0-0	0
BUCCANEERS	0-0	2-2	3-3	0-1	0-0	0
OPPONENTS	0-0	0-0	2-2	1-3	1-1	0

Catanzaro: (33G, 36G, 44WR) () (21G, 28G) (30G)

Buccaneers: (33G, 36G, 44WR) () (21G, 28G) (30G)

OPPONENTS: (36G) (42RU) (38G, 47RU) (50G, 46G)

FUM/LOST: Godwin 2/1, Evans 1/1, Fitzpatrick 1/0.

2018 BUCCANEERS REGULAR SEASON DEFENSIVE STATISTICS

Player	Tackles				Sacks			Interceptions				Fumbles			
	Solo	Assist	Total	TFL	Sack	Yds	QBP	INT	Yds	TD	PD	FF	FR	Yds	TD
Lavonte David	26	7	33	4	-	-	1	-	-	-	1	-	1	0	0
Kwon Alexander	18	8	26	4	1.0	0.0	1	-	-	-	1	2	-	-	-
Justin Evans	17	4	21	-	-	-	-	1	0	0	2	-	1	34	1
M.J. Stewart	18	1	19	1	-	-	1	-	-	-	2	-	-	-	-
Jason Pierre-Paul	16	1	17	5	4.0	22.0	9	-	-	-	-	1	-	-	-
Carlton Davis	15	1	16	-	-	-	-	-	-	-	1	-	1	0	0
Chris Conte	10	4	14	-	-	-	-	-	-	-	-	-	-	-	-
Ryan Smith	9	2	11	-	-	-	-	-	-	-	3	-	1	-3	0
Brent Grimes	10	0	10	-	-	-	-	-	-	-	-	-	-	-	-
Jordan Whitehead	8	2	10	1	-	-	-	-	-	-	-	-	-	-	-
Gerald McCoy	4	6	10	3	1.5	14.0	7	-	-	-	-	-	-	-	-
Vinny Curry	5	3	8	2	1.5	12.0	3	-	-	-	-	-	-	-	-
Vernon Hargreaves	6	1	7	-	-	-	-	-	-	-	1	1	-	-	-
Isaiah Johnson	5	0	5	-	-	-	-	-	-	-	-	-	-	-	-
Will Gholston	3	1	4	-	-	-	4	-	-	-	-	-	-	-	-
Adarius Taylor	3	0	3	-	-	-	-	-	-	-	1	-	-	-	-
Marcus Williams	3	0	3	-	-	-	-	-	-	-	-	-	-	-	-
Carl Nassib	2	1	3	2	-	-	1	-	-	-	-	-	-	-	-
Jerel Worthy	2	1	3	-	-	-	-	-	-	-	-	-	-	-	-
Beau Allen	1	0	1	-	-	-	1	-	-	-	-	-	-	-	-
Noah Spence	0	0	0	-	-	-	1	-	-	-	-	-	-	-	-
Totals	181	43	224	22	8.0	48.0	29	1	0	0	12	4	4	31	1

2018 REGULAR SEASON SPECIAL TEAMS STATISTICS

Player	Tackles			Fumbles		
	Solo	Assist	Total	FF	FR	TD
Ryan Smith	3	0	3	-	-	-
Jack Cichy	2	1	3	-	-	-
Bryan Anger	1	0	1	-	-	-
Chris Godwin	1	0	1	-	-	-
Freddie Martino	1	0	1	-	-	-
M.J. Stewart	1	0	1	-	-	-
Adarius Taylor	1	0	1	-	-	-
Justin Watson	1	0	1	-	-	-
Jacquizz Rodgers	0	1	1	-	-	-
Totals	11	2	13	0	0	0

Return Touchdowns

34-yard fumble return by Justin Evans, at New Orleans, 9/9/18

Safeties

Blocked Kicks			
	FG	PAT	Punt
<hr/>			
Totals	0	0	0

Own Fumbles				
	Total Lost	OR	OOB	
<hr/>				
Mike Evans	1	1	0	0
Ryan Fitzpatrick	1	0	1	0
Chris Godwin	2	1	1	0
Totals	4	2	2	0

Miscellaneous Tackles/Fumbles			
	Tackles	FF	FR
<hr/>			
Peyton Barber	2	0	0
Mike Evans	2	0	0
Chris Godwin	1	0	1
Jacquizz Rodgers	1	0	1
Donovan Smith	1	0	0
Evan Smith	1	0	0
Totals	8	0	2

2018 BUCCANEERS PARTICIPATION CHART

Legend																							
Position Abbreviation Indicates Start (e.g. RCB indicates started at right cornerback)																P = Played		DNP = Did Not Play		IA = Inactive		IR = Injured Reserve	
N = Not on Roster				PS = Practice Squad				PUP = Phys. Unable to Perform				NFI = Res./Non-Football-Injury				RES = Reserve							
	P O S	G P	G S	D N P	I A	1 @no	2 PHI	3 PIT	4 @chi	5 @atl	6 CLE	7 @cin	8 @car	9 WAS	10 @nyg	11 SF	12 CAR	13 NO	14 @bal	15 @dal	16 ATL		
Adams, Andrew	S	1	0	0	0	N	N	N	P														
Alexander, Kwon	LB	4	4	0	0	MLB	MLB	MLB	MLB														
Allen, Beau	DT	2	2	0	2	DT	DT	IA	IA														
Anger, Bryan	P	4	0	0	0	P	P	P	P														
Auclair, Antony	TE	4	1	0	0	P	P	TE	P														
Bailey II, Sergio	WR	0	0	0	0	IR	IR	IR	IR														
Barber, Peyton	RB	4	4	0	0	RB	RB	RB	RB														
Beckwith, Kendell	LB	0	0	0	0	NFI	NFI	NFI	NFI														
Benenoch, Caleb	OL	4	4	0	0	RG	RG	RG	RG														
Bond, Devante	LB	0	0	0	0	IR	N	N	N														
Boozer, Cole	OL	0	0	0	0	PS	PS	PS	PS														
Brate, Cameron	TE	4	0	0	0	P	P	P	P														
Bulrough, Riley	LB	0	0	0	0	IR	N	N	N														
Cappa, Alex	OL	0	0	0	4	IA	IA	IA	IA														
Catanzaro, Chandler	K	4	0	0	0	P	P	P	P														
Cichy, Jack	LB	4	0	0	0	P	P	P	P														
Clarke, Will	DE	3	0	0	0	N	P	P	P														
Coleman, Amari	CB	0	0	0	0	IR	IR	IR	IR														
Conte, Chris	S	3	3	0	0	S	S	S	IR														
Cross, Alan	TE	4	1	0	0	P	TE	P	P														
Curry, Vinny	DE	4	4	0	0	DE	DE	DE	DE														
David, Lavonte	LB	4	4	0	0	WLB	WLB	WLB	WLB														
Davis III, Carlton	CB	4	4	0	0	CB	CB	CB	CB														
Dotson, Demar	T	4	4	0	0	RT	RT	RT	RT														
Elliott, Javien	CB	4	0	0	0	P	P	P	P														
Evans, Justin	S	4	4	0	0	S	S	S	S														
Evans, Mike	WR	4	4	0	0	WR	WR	WR	WR														
Fitzpatrick, Ryan	QB	4	4	0	0	QB	QB	QB	QB														
Fleming, Maurice	CB	0	0	0	0	IR	IR	IR	IR														
Gardner, Cole	T	0	0	0	0	IR	IR	IR	IR														
Gettis, Adam	OL	0	0	0	1	IA	N	N	N														
Gholston, William	DE	4	2	0	0	P	P	DT	DT														
Godwin, Chris	WR	4	0	0	0	P	P	P	P														
Griffin, Ryan	QB	0	0	3	1	DNP	DNP	DNP	IA														
Grimes, Brent	CB	2	2	0	2	IA	IA	CB	CB														
Hargreaves III, Vernon	CB	1	1	0	0	CB	IR	IR	IR														
Harris, Demone	DE	0	0	0	0	PS	PS	PS	PS														
Harris, De'Vante	CB	0	0	0	0	IR	N	N	N														
Howard, O.J.	TE	4	4	0	0	TE	TE	TE	TE														
Hudson, Tanner	TE	0	0	0	0	PS	PS	PS	PS														
Humphries, Adam	WR	4	2	0	0	WR	P	P	WR														
Igwebuike, Godwin	S	0	0	0	0	PS	PS	PS	PS														
Jackson, DeSean	WR	4	4	0	0	WR	WR	WR	WR														
Jensen, Ryan	G	4	4	0	0	C	C	C	C														
Johnson, Isaiah	S	4	1	0	0	P	P	P	S														
Jones II, Ronald	RB	1	0	0	3	IA	IA	IA	P														
Jones, Jarron	T	0	0	0	0	N	PS	PS	PS														
Ledbetter, Jeremiah	DT	0	0	0	0	PS	PS	PS	PS														
Liedtke, Mike	OL	0	0	0	4	IA	IA	IA	IA														
Lynch, Cameron	LB	4	0	0	0	P	P	P	P														
Marpet, Ali	G	4	4	0	0	LG	LG	LG	LG														
Martino, Freddie	WR	3	0	0	0	P	P	P	N														
McCoy, Gerald	DT	4	4	0	0	DT	DT	DT	DT														
Myers, Marko	CB	0	0	0	0	N	N	N	PS														
Nassib, Carl	DE	4	0	0	0	P	P	P	P														
Nzeocha, Eric	LB	0	0	0	0	PS	PS	PS	PS														
O'Connor, Patrick	DE	0	0	0	0	PS	PS	PS	PS														
Ogunbowale, Dare	RB	0	0	0	0	PS	PS	PS	PS														
Pierre-Paul, Jason	DE	4	4	0	0	DE	DE	DE	DE														
Richards, Jeff	CB	0	0	0	0	N	PS	PS	N														
Rodgers, Jacquizz	RB	4	0	0	0	P	P	P	P														
Sanborn, Garrison	LS	4	0	0	0	P	P	P	P														
Smith, Donovan	T	4	4	0	0	LT	LT	LT	LT														
Smith, Evan	OL	4	0	0	0	P	P	P	P														
Smith, Ryan	CB	4	2	0	0	CB	CB	P	P														
Spence, Noah	DE	1	0	1	2	P	IA	DNP	IA														
Stewart, M.J.	CB	4	3	0	0	P	CB	CB	CB														
Taylor, Adarius	LB	4	0	0	0	P	P	P	P														
Tu'ikolovatu, Stevie	DT	0	0	0	0	IR	IR	IR	IR														
Unrein, Mitch	DT	0	0	0	0	IR	IR	IR	IR														
Vea, Vita	DT	1	0	0	3	IA	IA	IA	P														
Victor, Azeem	LB	0	0	0	0	PS	N	N	N														
Watson, Justin	WR	1	0	0	3	IA	IA	IA	P														
Wester, Leonard	T	4	0	0	0	P	P	P	P														
Whitehead, Jordan	S	3	0	0	1	P	P	P	IA														
Williams, Marcus	CB	2	0	0	1	N	P	IA	P														
Wilson, Bobo	WR	0	0	0	0	PS	PS	PS	PS														
Wilson, Shaun	RB	3	0	0	1	P	P	P	IA														
Winston, Jameis	QB	1	0	0	0	RES	RES	RES	P														
Worthy, Jerel	DT	4	0	0	0	P	P	P	P														

TAMPA BAY BUCCANEERS' 2018 PERSONNEL LOG

(By Date)

January 3 – Signed DB **Maurice Fleming**, TE **Austin Johnson**, WR **Jake Lampman**, WR **Devin Lucien**, LB **Eric Nzeocha**, T **Givens Price**, T **Brad Seaton** and OL **Avery Young** to futures contracts.

January 28 – Named **Skyler Fulton** as wide receivers coach.

February 1 – Signed LS **Drew Ferris**.

February 7 – Signed LB **Jeff Knox**.

February 12 – Relieved Defensive Line Coach **Jay Hayes** of duties.

February 20 – Released DT **Chris Baker** and RB **Doug Martin**.

February 21 – Named **Brentson Buckner** as defensive line coach and **Stephen Nicholas** as defensive quality control coach.

February 22 – Released K **Nick Folk**.

February 23 – Signed RB **Dalton Crossan**.

March 7 – Exercise team options for S **Chris Conte**, T **Demar Dotson** and DB **Josh Robinson**.

March 9 – Signed QB **Ryan Fitzpatrick**.

March 12 – Signed RB **Peyton Barber** and LB **Adarius Glanton** to new contracts.

March 13 – Signed TE **Cameron Brate** and WR **Mike Evans** to contract extensions.

March 15 – Signed DE **Will Clarke** and S **Keith Tandy**.

March 16 – Signed DT **Beau Allen**, K **Chandler Catanzaro**, CB **Brent Grimes** and DT **Mitch Unrein**.

March 17 – Released DE **Robert Ayers**.

March 19 – Signed DE **Vinny Curry**, C **Ryan Jensen** and LB **Cameron Lynch**.

March 22 – Traded a third-round pick and a fourth-round pick in the 2018 NFL Draft to the New York Giants in exchange for DE **Jason Pierre-Paul** and a fourth-round pick.

March 23 – Signed OL **Evan Smith**.

March 26 – Signed OL **Adam Gettis**.

April 30 – Signed QB **Austin Allen**, WR **Sergio Bailey**, T **Cole Boozer**, TE **Donnie Ernsberger**, DE **Demone Harris**, TE **Tanner Hudson**, S **Godwin Igwebuike**, S **Josh Liddell**, K **Trevor Moore**, DE **Evan Perrizo**, WR **Ervin Phillips**, TE **Jason Reese**, LB **Antonio Simmons** and RB **Shaun Wilson**. Waived OL **Avery Young**.

May 1 – Signed RB **Charles Sims III**.

May 10 – Signed LB **Jack Cichy**, CB **M.J. Stewart**, WR **Justin Watson** and S **Jordan Whitehead**.

May 12 – Signed OL **Alex Cappa**.

May 13 – Signed G **Ruben Holcomb** and CB **Mark Myers**. Waived S **Josh Liddell**, WR **Devin Lucien** and LB **Antonio Simmons**.

May 17 – Signed LB **Shaheed Salmon** and WR **Thomas Sperbeck**. Waived LB **Jeff Knox**.

May 23 – Signed WR **Bernard Reedy**. Waived (injury waiver) WR **Thomas Sperbeck**.

May 24 – Signed CB **Carlton Davis III** and DT **Vita Vea**.

June 8 – Named **Byron Kiefer** as Senior National Scout, **Brian McLaughlin** as NFS/Combine Scout, **Antwon Murray** as Area Scout and **Sean Conley**, **Will Edmunds** and **Zach Smith** as Scouting Assistants.

June 14 – Signed RB **Ronald Jones**. Waived (injured) DB **Maurice Fleming**.

June 29 – Released G **J.R. Sweezy**.

July 23 – Placed LB **Kendell Beckwith** on Active/Non-Football Injury list. Signed DE **Kiante Anderson** and S **Josh Liddell**.

July 25 – Signed T **Jerry Ugokwe**. Waived (non-football injury) DE **Channing Ward**.

August 2 – Signed RB **Dare Ogunbowale**. Waived (injured) RB **Dalton Crossan**.

August 7 – Signed T **Jarron Jones**. Waived K **Trevor Moore**.

August 8 – Signed DT **Nathan Bazata**. Waived (injured) CB **David Rivers**.

August 10 – Signed CB **Amari Coleman**, CB **Aaron Davis** and TE **Colin Jeter**. Waived DE **Kiante Anderson** and TE **Jason Reese**. Waived (injured) TE **Donnie Ernsberger**.

August 12 – Claimed CB **De'Vante Harris** off of waivers from New Orleans. Waived CB **Aaron Davis**.

August 16 – Signed DT **Drew Iddings**. Waived (injured) DT **Stevie Tu'ikolovatu**.

August 19 – Claimed DT **Adam Reth** off of waivers from Philadelphia. Waived (injured) DT **Drew Iddings**.

August 20 – Signed DT **Jerel Worthy**. Waived (injured) LB **Shaheed Salmon**.

August 21 – Signed TE **Matt Weiser**. Waived (injured) TE **Colin Jeter**.

August 23 – Placed RB **Charles Sims III** on Injured Reserve.

August 25 – Placed WR **Sergio Bailey** on Injured Reserve. Waived (injured) WR **Jake Lampman**.

August 26 – Signed WR **Donteea Dye**, RB **Devine Redding** and LS **Garrison Sanborn**.

August 30 – Waived (injury settlement) RB **Charles Sims** from Injured Reserve.

September 1 – Waived QB **Austin Allen**, DT **Nathan Bazata**, OL **Cole Boozer**, WR **Donteea Dye**, CB **Javien Elliott**, LS **Drew Ferris**, DE **Demone Harris**, LB **Nigel Harris**, G **Ruben Holcomb**, TE **Tanner Hudson**, S **Godwin Igwebuike**, TE **Austin Johnson**, T **Jarron Jones**, DL **Davonte Lambert**, S **Josh Liddell**, CB **Marko Myers**, LB **Eric Nzeocha**, DE **Patrick O'Connor**, RB **Dare Ogunbowale**, DE **Evan Perrizo**, WR **Ervin Phillips**, T **Givens Price**, RB **Devine Redding**, WR **Bernard Reedy**, DT **Adam Reth**, T **Brad Seaton**, T **Jerry Ugokwe**, TE **Matt Weiser**, WR **Bobo Wilson**. Released CB **Josh Robinson**, LS **Garrison Sanborn** and S **Keith Tandy**. Waived (injured) CB **Amari Coleman** and T **Cole Gardner**. Placed LB **Devante Bond** and LB **Riley Bullough** on Injured Reserve. Placed QB **Jameis Winston** on Reserve/Suspended list. Placed **Kendell Beckwith** on Reserve/Non-Football Injury list.

September 3 – Claimed DE **Carl Nassib** off of waivers from Cleveland. Signed LS **Garrison Sanborn**. Placed DT **Mitch Unrein** on Injured Reserve. Released DE **Will Clarke**. Signed OL **Cole Boozer**, CB **Javien Elliott**, DE **Demone Harris**, TE **Tanner Hudson**, S **Godwin Igwebuike**, DL **Jeremiah Ledbetter**, LB **Eric Nzeocha**, DE **Patrick O'Connor**, RB **Dare Ogunbowale**, LB **Azeem Victor** and WR **Bobo Wilson** to the practice squad.

September 8 – Promoted CB **Javien Elliott** from the practice squad to the active roster. Placed CB **De'Vante Harris** on Injured Reserve.

September 11 – Signed CB **Marcus Williams**. Released OL **Adam Gettis**. Signed CB **Jeff Richards** to the practice squad. Released LB **Azeem Victor** from the practice squad. Waived (injury settlement) LB **Devante Bond**, LB **Riley Bullough** and CB **De'Vante Harris** from Injured Reserve.

September 12 – Placed CB **Vernon Hargreaves III** on Injured Reserve. Signed DE **Will Clarke**. Signed T **Jarron Jones** to the practice squad.

September 25 – Placed S **Chris Conte** on Injured Reserve. Released CB **Jeff Richards**.

September 26 – Signed S **Andrew Adams**. Signed CB **Marko Myers** to the practice squad.

September 28 – Released WR **Freddie Martino**.

October 1 – Released DT **Jerel Worthy**.

October 2 – Signed DT **Rakeem Nuñez-Roches**.

TAMPA BAY BUCCANEERS' 2018 PERSONNEL LOG

(By Player and Coach)

Adams, Andrew **S**
September 26 Signed contract

Allen, Austin **QB**
April 30 Signed contract
September 1 Waived

Allen, Beau **DT**
March 16 Signed contract

Anderson, Kiante **DE**
July 23 Signed contract
August 10 Waived

Ayers, Robert **DT**
March 17 Released

Bailey, Sergio **WR**
April 30 Signed contract
August 25 Placed on Injured Reserve

Baker, Chris **DT**
February 20 Released

Barber, Peyton **RB**
March 12 Signed new contract

Bazata, Nathan **DT**
August 8 Signed contract
September 1 Waived

Beckwith, Kendell **LB**
July 23 Placed on Active/NFI list
September 1 Placed on Reserve/NFI list

Bond, Devante **LB**
September 1 Placed on Injured Reserve
September 11 Waived (injury settlement) from Injured Reserve

Boozer, Cole **T**
April 30 Signed contract
September 1 Waived
September 3 Signed to practice squad

Brate, Cameron **TE**
March 13 Signed contract extension

Buckner, Brentson **Defensive Line Coach**
February 21 Named defensive line coach

Bullough, Riley **LB**
September 1 Placed on Injured Reserve
September 11 Waived (injury settlement) from Injured Reserve

Cappa, Alex **OL**
May 12 Signed contract

Catanzaro, Chandler **K**
March 16 Signed contract

Cichy, Jack **LB**
May 10 Signed contract

Clarke, Will **DE**
March 15 Signed contract
September 3 Released
September 12 Signed contract

Coleman, Amari **CB**
August 10 Signed contract
September 1 Waived (injured)

Conley, Sean **Scouting Assistant**
June 8 Named scouting assistant

Conte, Chris **S**
March 7 Team option exercised
September 25 Placed on Injured Reserve

Crossan, Dalton **RB**
 February 23 Signed contract
 August 2 Waived (injured)
Curry, Vinny..... **DE**
 March 19 Signed contract
Davis, Aaron **CB**
 August 10 Signed contract
 August 12 Waived
Davis III, Carlton..... **CB**
 May 24 Signed contract
Dotson, Demar **T**
 March 7 Team option exercised
Dye, Donteea **WR**
 August 26 Signed contract
 September 1 Waived
Edmunds, Will **Scouting Assistant**
 June 8 Named scouting assistant
Elliott, Javien..... **CB**
 September 1 Waived
 September 3 Signed to practice squad
 September 8 Promoted from practice squad to active roster
Ernsberger, Donnie..... **TE**
 April 30 Signed contract
 August 10 Waived (injured)
Evans, Mike **WR**
 March 13 Signed contract extension
Ferris, Drew **LS**
 February 1 Signed contract
 September 1 Waived
Fitzpatrick, Ryan **QB**
 March 9 Signed contract
Fleming, Maurice..... **DB**
 January 3 Signed contract
 June 14 Waived (injured)
Folk, Nick..... **K**
 February 22 Released
Fulton, Skyler **Wide Receivers Coach**
 January 29 Named wide receivers coach
Gardner, Cole **T**
 September 1 Waived (injured)
Gettis, Adam..... **OL**
 March 26 Signed contract
 September 11 Released
Glanton, Adarius **LB**
 March 12 Signed new contract
Grimes, Brent **CB**
 March 16 Signed contract
Hargreaves, Vernon **CB**
 September 12 Placed on Injured Reserve
Harris, Demone **DE**
 April 30 Signed contract
 September 1 Waived
 September 3 Signed to practice squad
Harris, De'Vante **CB**
 August 12 Awarded off of waivers from New Orleans
 September 8 Placed on Injured Reserve
 September 11 Waived (injury settlement) from Injured Reserve
Hayes, Jay **Defensive Line Coach**
 February 12 Relieved of duties
Holcomb, Ruben **G**
 May 13 Signed contract
 September 1 Waived

Hudson, Tanner..... **TE**
 April 30 Signed contract
 September 1 Waived
 September 3 Signed to practice squad
Iddings, Drew **DT**
 August 16 Signed contract
 August 19 Waived (injured)
Igwebuike, Godwin **S**
 April 30 Signed contract
 September 1 Waived
 September 3 Signed to practice squad
Jensen, Ryan..... **C**
 March 19 Signed contract
Jeter, Colin **TE**
 August 10 Signed contract
 August 21 Waived (injured)
Johnson, Austin..... **TE**
 January 3 Signed contract
 September 1 Waived
Jones, Jarron **T**
 August 7 Signed contract
 September 1 Waived
 September 12 Signed to practice squad
Jones, Ronald **RB**
 June 14 Signed contract
Kiefer, Byron **Senior National Scout**
 June 8 Named senior national scout
Knox, Jeff..... **LB**
 February 7 Signed contract
 May 17 Waived
Lambert, Davonte..... **DL**
 September 1 Waived
Lampman, Jake **WR**
 January 3 Signed contract
 August 25 Waived (injured)
Ledbetter, Jeremiah..... **DT**
 September 3 Signed to practice squad
Liddell, Josh **S**
 April 30 Signed contract
 May 13 Waived
 July 23 Signed contract
 September 1 Waived
Lucien, Devin..... **WR**
 January 3 Signed contract
 May 13 Waived
Lynch, Cam..... **LB**
 March 19 Signed contract
Martin, Doug **RB**
 February 20 Released
Martino, Freddie **WR**
 September Released
McLaughlin, Brian..... **NFS/Combine Scout**
 June 8 Named NFS/Combine scout
Moore, Trevor **K**
 April 30 Signed contract
 August 7 Waived
Murray, Antwon..... **Area Scout**
 June 8 Named area scout
Myers, Marko **CB**
 May 13 Signed contract
 September 1 Waived
 September 26 Signed to practice squad

Nassib, Carl **DE**
August 12 Awarded off of waivers from Cleveland

Nicholas, Stephen **Defensive Quality Control Coach**
February 21 Named defensive quality control coach

Núñez-Roches, Rakeem **DT**
October 2 Signed contract

Nzeocha, Eric **LB**
January 3 Signed contract
September 1 Waived
September 3 Signed to practice squad

O'Connor, Patrick **DE**
September 1 Waived
September 3 Signed to practice squad

Ogunbowale, Dare **RB**
August 2 Signed contract
September 1 Waived
September 3 Signed to practice squad

Perrizo, Evan **DE**
April 30 Signed contract
September 1 Waived

Philips, Ervin **WR**
April 30 Signed contract
September 1 Waived

Pierre-Paul, Jason **DE**
March 22 Acquired via trade - New York Giants

Price, Givens **T**
January 3 Signed contract
September 1 Waived

Redding, Devine **RB**
August 26 Signed contract
September 1 Waived

Reedy, Bernard **WR**
May 23 Signed contract
September 1 Waived

Reese, Jason **TE**
April 30 Signed contract
August 10 Waived

Reth, Adam **DT**
August 19 Awarded off of waivers from Philadelphia
September 1 Waived

Richards, Jeff **CB**
September 11 Signed to practice squad
September 26 Released from practice squad

Rivers, David **CB**
August 8 Waived (injured)

Robinson, Josh **DB**
March 7 Team option exercised
September 1 Released

Salmon, Shaheed **LB**
May 17 Signed contract
August 20 Waived (injured)

Sanborn, Garrison **LS**
August 26 Signed contract
September 1 Released
September 3 Signed contract

Seaton, Brad **T**
January 3 Signed contract
September 1 Waived

Simmons, Antonio **LB**
April 30 Signed contract
May 13 Waived

Sims III, Charles **RB**
 May 1 Signed contract
 August 23 Placed on Injured Reserve
Smith, Evan **OL**
 March 23 Signed contract
Smith, Zach..... **Scouting Assistant**
 June 8 Named scouting assistant
Sperbeck, Thomas **WR**
 May 17 Signed contract
 May 23 Waived (injury waiver)
Stewart, M.J. **CB**
 May 10 Signed contract
Sweezy, J.R. **G**
 June 29 Released
Tandy, Keith **S**
 March 15 Signed contract
 September 1 Released
Tu'ikolovatu, Stevie **DT**
 August 16 Waived (injured)
Ugokwe, Jerry **T**
 July 25 Signed contract
 September 1 Waived
Unrein, Mitch **DT**
 March 16 Signed contract
 September 3 Placed on Injured Reserve
Vea, Vita **DT**
 May 24 Signed contract
Victor, Azeem **LB**
 September 3 Signed to practice squad
 September 11 Released from practice squad
Ward, Channing **DE**
 July 25 Waived (non-football injury)
Watson, Justin **WR**
 May 10 Signed contract
Weiser, Matt..... **TE**
 August 21 Signed contract
 September 1 Waived
Whitehead, Jordan..... **S**
 May 10 Signed contract
Williams, Marcus..... **CB**
 September 11 Signed to practice squad
Wilson, Bobo..... **WR**
 September 1 Waived
 September 3 Signed to practice squad
Wilson, Shaun **RB**
 April 30 Signed contract
Winston, Jameis..... **QB**
 September 1 Placed on Reserve/Suspended list
Worthy, Jerel **DT**
 August 20 Signed contract
 October 1 Released
Young, Avery..... **OL**
 January 3 Signed contract
 April 30 Waived