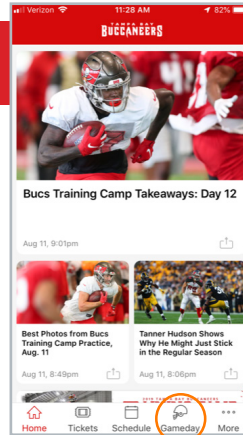




## STEP-BY-STEP GUIDE: ACCESSING YOUR MEMBER DISCOUNT & VALUE CARD

1



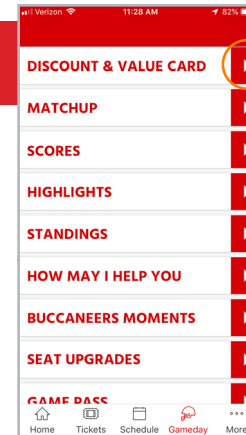
### DOWNLOAD THE APP

Open the official  
Buccaneers App on  
your mobile device.

iPhone users, select  
**GAMEDAY** on the bottom  
navigation bar.

Android users, select the  
menu icon in the top left  
and then select **GAMEDAY**  
from the menu.

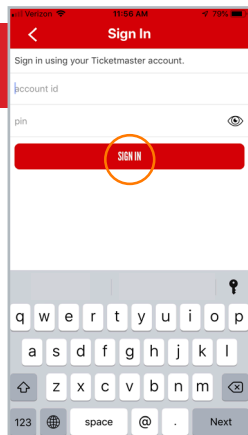
2



### ACCESS YOUR CARD

Select **DISCOUNT &  
VALUE CARD** in the  
**GAMEDAY** menu.

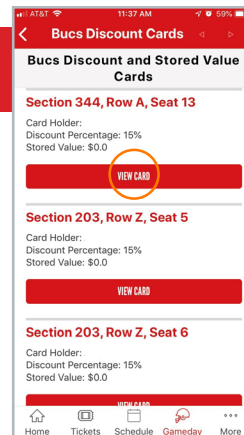
3



### LOG IN

Log in using the email  
address and password  
associated with your  
Buccaneers Account  
Manager. Once you have  
logged in, your account  
will be stored and you  
will not need to log in  
again. If you need to  
switch accounts, select  
**MORE, SETTINGS,** and  
**LOG OUT.**

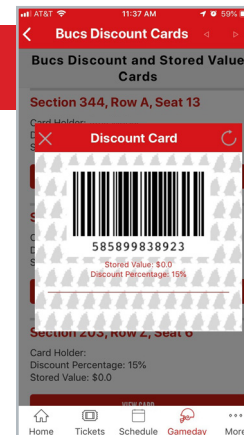
4



### VIEW CARD

You will see card for  
each of your Season  
Tickets.

5



### REDEEM DISCOUNT & STORED VALUE

To redeem your discount  
or stored value at  
permanent concessions  
and merchandise  
locations in Raymond  
James Stadium, select  
**VIEW CARD** and  
present the barcode to  
be scanned.

# YOU'RE ALL SET!