

TRISTAN WIRFS



GAME RELEASE

NOVEMBER 12 AT 1PM


TITANS VS. BUCCANEERS

WK 10

TAMPA BAY BUCCANEERS

2023 WEEKLY GAME RELEASE

LINKS: [Buccaneers Media Website](#)
[Weekly Information Materials](#)
[Credential Request Form](#)



GAMEDAY INFORMATION



Sunday, November 12, 2023
 Kickoff: 1:00 p.m. ET
 Location: Raymond James Stadium (Tampa, FL)



CBS Crew: Andrew Catalon (PxP), Tiki Barber & Matt Ryan (Analysts), A.J. Ross (Reporter)



Buccaneers Radio: 98ROCK, Flagship Station
 Broadcast Crew: Gene Deckerhoff (PxP), Dave Moore (Color), T.J. Rives (Reporter)
Spanish Radio: 96.1 Caliente, Carlos Bohorquez (PxP), Martín Gramática (Analyst)

STEERING THE SHIP

CEMENTING HIS LEGACY - LAVONTE IS PLAYING LIGHTS OUT IN YEAR 12



Lavonte David needs just seven tackles to surpass Rondé Barber (1,428) for the second-most in franchise history.

David has led the team in tackles in four consecutive games and five times this season. His four consecutive games with 10+ tackles match the longest streak by any Buccaneers player since becoming an official statistic in 2001. David shares the lead among all active NFL players in forced fumbles (28) and is tied for fourth in TFL (152).

David is the only player in the NFL with 75+ tackles, 9+ tackles for loss, 2+ sacks and a forced fumble this season.

BUCCANEERS ALL-TIME TACKLE LEADERS

| Player (Seasons) | Tackles |
|--|--------------|
| 1. Derrick Brooks (1995-2008) | 2,198 |
| 2. Rondé Barber (1997-2012) | 1,428 |
| 3. Lavonte David (2012-Present) | 1,422 |
| 4. Hardy Nickerson (1993-99) | 1,028 |
| 5. Shelton Quarles (1997-2006) | 985 |

ACTIVE FORCED FUMBLE LEADERS

| Player (Team) | FF |
|-------------------------------|-----------|
| 1t. Lavonte David (TB) | 28 |
| 1t. Khalil Mack (LAC) | 28 |
| 3. Von Miller (BUF) | 27 |
| 4. T.J. Watt (PIT) | 25 |
| 5. Aaron Donald (LAR) | 24 |

| HOME | AWAY | W 20-17 | W 27-17 | L 11-25 | W 26-9 | L 6-20 | L 13-16 | L 18-24 | L 37-39 |
|---------------|----------|----------|----------|---------|------------|---------|---------|---------|---------|
| 2023 SCHEDULE | SEPT. 10 | SEPT. 17 | SEPT. 25 | OCT. 1 | WEEK 5 BYE | OCT. 15 | OCT. 22 | OCT. 29 | NOV. 5 |

| | | | | | | | | |
|---------|---------|---------|--------|---------|---------|---------|---------|-----|
| NOV. 12 | NOV. 19 | NOV. 26 | DEC. 3 | DEC. 10 | DEC. 17 | DEC. 24 | DEC. 31 | TBD |
|---------|---------|---------|--------|---------|---------|---------|---------|-----|



OFFENSIVE NOTES

A CONSISTENTLY-DOMINANT DUO

• Mike Evans (1,124) and Chris Godwin (1,023) each surpassed the 1,000-yard receiving mark last season, marking the fourth time in franchise history that multiple Buccaneers surpassed the 1,000-yard mark in the same season (2014, 2019, 2021, 2022). Evans and Godwin have accounted for the past three such occasions.



• Evans and Godwin were 1-of-5 sets of teammates last season to go over 1,000 yards each.

1,000-YARD RECEIVING DUOS - 2022 SEASON

| Players (Team) | Comb. RYds |
|--|--------------|
| 1. Tyreek Hill & Jaylen Waddle (MIA) | 3,066 |
| 2. A.J. Brown & DeVonta Smith (PHI) | 2,692 |
| 3. Mike Evans & Chris Godwin (TB) | 2,147 |
| 4. D.K. Metcalf & Tyler Lockett (SEA) | 2,081 |
| 5. Ja'Marr Chase & Tee Higgins (CIN) | 2,075 |

• Evans reached the 1,000-yard mark for the ninth consecutive season - the longest-such streak to begin a career and tied for the second-longest streak overall in league history.

LONGEST STREAKS OF 1,000-YARD SEASONS

| Player (Seasons) | Streak |
|--------------------------------------|----------|
| 1. Jerry Rice (1986-1996)* | 11 |
| 2t. Mike Evans (2014-Present) | 9 |
| 2t. Tim Brown (1993-2001)* | 9 |
| 4t. Cris Carter (1993-2000)* | 8 |
| 4t. Marvin Harrison (1999-2006)* | 8 |
| 4t. Torry Holt (2000-2007) | 8 |

• Evans's nine total 1,000-yard seasons are tied for the third-most in NFL history.

MOST CAREER 1,000-YARD SEASONS

| Player | Seasons |
|-----------------------|----------|
| 1. Jerry Rice* | 14 |
| 2. Randy Moss* | 10 |
| 3t. Mike Evans | 9 |
| 3t. Larry Fitzgerald | 9 |
| 3t. Terrell Owens* | 9 |
| 3t. Jimmy Smith | 9 |

*Member of the Pro Football Hall of Fame

This season, Evans and Godwin are 1-of-5 sets of wide receiver teammates to have each recorded 35+ receptions and 450+ receiving yards in 2023, and they're the only duo on the list that's team has already had its Bye Week.

WR DUOS WITH 35+ REC., 450+ YARDS EACH - 2023 SEASON

| Players (Team) | Team GP | RYds |
|--|----------|--------------|
| 1. Tyreek Hill & Jaylen Waddle (MIA) | 9 | 1,598 |
| 2. A.J. Brown & DeVonta Smith (PHI) | 9 | 1,538 |
| 3. Jordan Addison & Justin Jefferson (MIN) | 9 | 1,105 |
| 4. Josh Downs & Michael Pittman (IND) | 9 | 1,076 |
| 5. Mike Evans & Chris Godwin (TB) | 8 | 1,062 |

RELYING ON RACHAAD

• Through Week 9, Rachaad White ranks second in the NFL in receiving yards by a running back (279), trailing only Christian McCaffrey (292).

• White also ranks second among running backs in receptions with 33, trailing only Alvin Kamara (43).



RECEIVING YARDS LEADERS AMONG RBs


| Player (Team) | Rec. Yds |
|------------------------------|------------|
| 1. Christian McCaffrey (SF) | 292 |
| 2. Rachaad White (TB) | 279 |
| 3. Alvin Kamara (NO) | 272 |
| 4. Travis Etienne (JAC) | 266 |
| 5. Josh Jacobs (LV) | 242 |

RECEPTION LEADERS AMONG RBs

| Players (Team) | Rec. |
|------------------------------|-----------|
| 1. Alvin Kamara (NO) | 43 |
| 2. Rachaad White (TB) | 33 |
| 3. Christian McCaffrey (SF) | 32 |
| 4. D'Andre Swift (PHI) | 30 |
| 5. Three Players Tied | 29 |

SECOND HALF SUCCESS

• Baker Mayfield ranks fifth in the NFL in second half passer rating (99.5), and tied for ninth in second-half passing touchdowns (six).



• Mayfield has thrown just one interception in the second half this season, giving him a 6/1 touchdown-to-interception ratio in the third and fourth quarters, which ranks third in the NFL among qualified passers. His 3.0 touchdowns-to-interceptions ratio overall ranks tied for fifth in the NFL.

2023 2ND HALF PASSER RATING

| Player (Team) | Rtg. |
|-------------------------------|-------------|
| 1. C.J. Stroud (HOU) | 113.9 |
| 2. Deshaun Watson (CLE) | 108.9 |
| 3. Kirk Cousins (MIN) | 104.6 |
| 5. Josh Allen (BUF) | 104.4 |
| 5. Baker Mayfield (TB) | 99.5 |

2023 2ND HALF TD-TO-INT RATIO

| Player (Team) | TD/INT |
|-------------------------------|------------|
| 1. C.J. Stroud (HOU) | 8/0 |
| 2. Kirk Cousins (MIN) | 10/0 |
| 3. Baker Mayfield (TB) | 6.0 |
| 4t. Kenny Pickett (PIT) | 3.0 |
| 4t. Deshaun Watson (CLE) | 3.0 |



OFFENSIVE NOTES

PROFICIENCY IN PASS PROTECTION

• Since the arrival of All-Pro tackle Tristan Wirfs in 2020, Tampa Bay ranks first in sacks allowed per pass attempt (3.2%) and leads the NFL in most games without allowing a sack (17). So far in 2023, the Buccaneers have allowed just 13 sacks through Week 9.

SACKS ALLOWED - 2023 SEASON

| Team | Sacks Allowed |
|---------------------------------|---------------|
| 1. Kansas City Chiefs | 12 |
| 2t. Tampa Bay Buccaneers | 13 |
| 2t. Buffalo Bills | 13 |
| 4. San Francisco 49ers | 14 |
| 5t. Los Angeles Chargers | 15 |
| 5t. Miami Dolphins | 15 |



GAMES WITHOUT ALLOWING A SACK - (2020-23)

| Team | Games |
|--------------------------------|-----------|
| 1. Tampa Bay Buccaneers | 17 |
| 2. Kansas City Chiefs | 13 |
| 3t. Buffalo Bills | 12 |
| 3t. Las Vegas Raiders | 12 |
| 5. Detroit Lions | 11 |

NEW POSITION, SAME PRODUCTION

• After making the switch from right tackle to left tackle this offseason, Tristan Wirfs has yet to allow a sack through Week 9 and has allowed just one QB hit in 297 pass-blocking snaps, according to Pro Football Focus.



PFF PASS BLOCKING GRADES AMONG TACKLES (Minimum 200 Pass-Blocking Snaps)

| Player (Team) | PBLK |
|------------------------------|-------------|
| 1. Tristan Wirfs (TB) | 86.3 |
| 2. Rashawn Slater (LAC) | 84.7 |
| 3. Kolton Miller (LV) | 84.5 |
| 4. Christian Darrisaw (MIN) | 82.9 |
| 5. Laremy Tunsil (HOU) | 82.6 |

PFF BLOCKING GRADES AMONG TACKLES (Minimum 450 Offensive Snaps)

| Player (Team) | BLK |
|------------------------------|-------------|
| 1. Christian Darrisaw (MIN) | 86.0 |
| 2. Jordan Mailata (PHI) | 83.1 |
| 3. Kolton Miller (LV) | 83.0 |
| 4. Penei Sewell (DET) | 82.4 |
| 5. Tristan Wirfs (TB) | 81.0 |

Tristan Wirfs Through Week 9 (Per PFF Data):

Pass-Blocking Snaps Played: 334
Sacks Allowed: 0
Quarterback Hits Allowed: 3
Quarterback Hurries Allowed: 7
Quarterback Pressures Allowed: 10

THE PRESSURE IS OFF



- The Buccaneers offensive line is tied for fourth in the league lead in fewest quarterback hits allowed this season (37), the second-fewest sacks (13) and ranks third in fewest sacks allowed per pass attempt (4.5%).
- When Baker Mayfield has faced pressure, he ranks first among all QBs this season in passer rating and fifth in completion percentage.

FEWEST QB HITS ALLOWED

| Team | QB Hits |
|--|-----------|
| 1. Miami Dolphins | 24 |
| 2. Green Bay Packers | 30 |
| 3t. Tampa Bay Buccaneers/ Buffalo Bills | 32 |

PASSER RATING WHEN PRESSURED

| Player (Team) | Pass Rtg. |
|-------------------------------|-------------|
| 1. Baker Mayfield (TB) | 98.4 |
| 2. C.J. Stroud (HOU) | 94.1 |
| 3. Lamar Jackson (BAL) | 92.4 |
| 4. Jalen Hurts (PHI) | 87.6 |
| 5. Gardner Minshew (IND) | 84.8 |

COMPLETION PERCENTAGE WHEN PRESSURED

| Player (Team) | Comp. % |
|-------------------------------|--------------|
| 1. Sam Howell (WAS) | 58.6% |
| 2. Dak Prescott (DAL) | 58.1% |
| 3. Gardner Minshew (IND) | 55.4% |
| 4. Baker Mayfield (TB) | 55.3% |
| 5. Kirk Cousins (MIN) | 54.5% |



DEFENSIVE NOTES

RAISING THE LEVEL IN THE REDZONE



· Through Week 9, Tampa Bay has allowed its opponents to reach the end zone on just 34.6% of redzone drives, the second-best defensive mark in the NFL this season. Tampa Bay's nine redzone touchdowns allowed are the second-fewest in the NFL this season.

· The Buccaneers have three takeaways inside the redzone, which are tied for the third-most in the NFL this season.

A DO-IT-ALL SAFETY



· Antoine Winfield Jr. is tied for first in the league with three fumble recoveries this season, matching his single-season career high. He is the only player in the league with three-or-more forced fumbles and three-or-more fumble recoveries.

· Winfield Jr. and Steelers edge rusher T.J. Watt are

the only players this season with multiple forced fumbles, multiple fumble recoveries and multiple sacks.

2023 FUMBLE RECOVERY LEADERS

| Player (Team) | FF |
|--------------------------------------|----------|
| 1t. Antoine Winfield Jr. (TB) | 3 |
| 1t. Terrel Bernard (BUF) | 3 |
| 1t. Angelo Blackson (JAC) | 3 |
| 1t. Willie Gay (KC) | 3 |
| 1t. T.J. Watt (PIT) | 3 |

2023 FORCED FUMBLE LEADERS

| Player (Team) | FF |
|--------------------------------------|----------|
| 1t. Bradley Chubb (MIA) | 4 |
| 1t. Myles Garrett (CLE) | 4 |
| 1t. Trent McDuffie (KC) | 4 |
| 4t. Antoine Winfield Jr. (TB) | 3 |
| 4t. Five Others Tied | 3 |

MOST FORCED FUMBLES + FUMBLE RECOVERIES - SINCE 2020

| Player (Team) | FF + FR |
|--------------------------------------|-----------|
| 1. Haason Reddick (PHI) | 18 |
| 2t. Shaquille Leonard (IND) | 16 |
| 2t. T.J. Watt (PIT) | 16 |
| 4t. Antoine Winfield Jr. (TB) | 15 |
| 4t. Myles Garrett (CLE) | 15 |

4

LOWEST REDZONE TD PERCENTAGE ALLOWED

| Team | RZTD% |
|--------------------------------|--------------|
| 1. Baltimore Ravens | 33.3% |
| 2. Tampa Bay Buccaneers | 34.6% |
| 3. Tennessee Titans | 36.7% |
| 4. New York Jets | 41.7% |
| 5. New England Patriots | 43.8% |

REDZONE TAKEAWAYS

| Team | TA |
|---------------------------------|----------|
| 1t. Pittsburgh Steelers | 4 |
| 1t. Washington Commanders | 4 |
| 3t. Tampa Bay Buccaneers | 3 |
| 3t. Four Other Teams Tied | 3 |

FEWEST RED ZONE TOUCHDOWNS ALLOWED

| Team | RZ TD |
|---------------------------------------|----------|
| 1. Baltimore Ravens | 7 |
| 2. Tampa Bay Buccaneers | 9 |
| 3t. New York Jets/Pittsburgh Steelers | 10 |

ROCK SOLID ROOKIE



· Through Week 9, defensive lineman Calijah Kancey ranks tied for third among rookies in tackles for loss (four), tied for fifth in sacks (2.0) and tied for fifth in quarterback hits (five).

· Kancey's 14 pressures this season also rank tied for sixth among rookies.

ROOKIE SACK LEADERS

| Player (Team) | Sacks |
|--------------------------------|------------|
| 1. Byron Young (LAR) | 5.0 |
| 2t. Jalen Carter (PHI) | 4.0 |
| 2t. Tuli Tuipulotu (LAC) | 4.0 |
| 4. Dante Stills (ARI) | 2.5 |
| 5t. Calijah Kancey (TB) | 2.0 |
| 5t. Four Others Tied | 2.0 |

ROOKIE TACKLE FOR LOSS LEADERS

| Player (Team) | TFL |
|--------------------------------|----------|
| 1. Tuli Tuipulotu (LAC) | 7 |
| 2. Jalen Carter (PHI) | 5 |
| 3t. Calijah Kancey (TB) | 4 |
| 3t. Brian Branch (DET) | 4 |
| 3t. Dante Stills (ARI) | 4 |

ROOKIE QUARTERBACK HIT LEADERS

| Player (Team) | QBH |
|--------------------------------|----------|
| 1. Byron Young (LAR) | 14 |
| 2. Will Anderson Jr. (HOU) | 9 |
| 3t. Jalen Carter (MIN) | 7 |
| 3t. Tuli Tuipulotu (LAC) | 7 |
| 5t. Calijah Kancey (TB) | 5 |
| 5t. Felix Anudike-Uzomah (KC) | 5 |
| 5t. Ivan Pace Jr. (MIN) | 5 |

WEEK 10 VS. TENNESSEE



SPECIAL TEAMS NOTES



2023 YARDS PER PUNT LEADERS

| Player (Team) | Yds/Punt |
|-----------------------------|-------------|
| 1. Jake Camarda (TB) | 52.3 |
| 2. Ryan Stonehouse (TEN) | 52.3 |
| 3. A.J. Cole (LV) | 52.0 |

2023 MOST PUNTS OF 60+ YARDS

| Player (Team) | 60+ Punts |
|-----------------------------|-----------|
| 1. Jake Camarda (TB) | 10 |
| 2. Ryan Stonehouse (TEN) | 9 |
| 3t. Corey Bojorquez (CLE) | 8 |
| 3t. A.J. Cole (LV) | 8 |
| 3t. Michael Dickson (SEA) | 8 |

ALL-TIME YARDS PER PUNT LEADERS

(Minimum 100 Career Punts)

| Player | Yds/Punt |
|------------------------|-------------|
| 1. Ryan Stonehouse | 52.9 |
| 2. Jake Camarda | 49.9 |
| 3. Jack Fox | 48.5 |
| 4. A.J. Cole | 48.0 |
| 5. Ryan Wright | 48.0 |

2023 LONGEST PUNTS

| Player (Team, Opp. - Date) | Yards |
|---|-----------|
| 1t. Jake Camarda (TB, at PHI - 9/25/23) | 74 |
| 1t. Cameron Johnston (HOU, at CAR - 10/29/23) | 74 |
| 1t. Ryan Stonehouse (TEN, at CLE - 9/24/23) | 74 |
| 4t. Corey Bojorquez (CLE, vs. ARI - 11/5/23) | 73 |
| 4t. Michael Dickson (SEA, vs. LAR - 9/10/23) | 73 |
| 6t. Jake Camarda (TB, vs. CHI - 9/17/23) | 72 |
| 6t. Ethan Evans (LAR, vs. SF - 9/17/23) | 72 |
| 6t. Ryan Stonehouse (TEN, vs. ATL - 10/29/23) | 72 |

FIELD GOAL PERCENTAGE FROM 50+ YARDS - SINCE 2018

(Minimum 15 Field Goal Attempts of 50+ Yards)

| Player (Team) | FG% |
|---------------------------------|--------------|
| 1. Younghoe Koo (ATL) | 82.1% |
| 2. Chris Boswell (PIT) | 81.5% |
| 3. Chase McLaughlin (TB) | 80.8% |
| 4. Graham Gano (NYG) | 78.8% |
| 5. Evan McPherson (CIN) | 78.3% |



IN THE COMMUNITY

NATIONAL COACHING ACADEMY

- On Oct. 31, the Tampa Bay Buccaneers established a coaching academy that delivers an intensive, comprehensive curriculum and opportunity to participate in the team's 2024 rookie minicamp for coaching candidates seeking their first entry into the NFL.

- The Tampa Bay Buccaneers National Coaching Academy is open to all persons with three or more years of coaching or work experience in a football program at the high school, college or semi-professional league level, irrespective of background or status. Twenty-five finalists will be selected from a nationwide search and participants will be awarded full scholarships to cover costs in Tampa for the weeklong Academy.

- The inaugural class will receive valuable on-field experience, interactive sessions, business insights, media training, film review, and instruction on key football software with NFL players, coaches and staff. Participants will be given hands-on instruction as well as valuable networking opportunities with Buccaneers coaches and staff members throughout the organization. The Academy complements the NFL's long-established Bill Walsh Diversity Coaching Fellowship, created in 1987, to open pathways for minority coaches into the league.





VS. TENNESSEE

AGAINST THE COMPETITION



11 RECEPTIONS
198 REC. YARDS
2 REC. TD
18.0 YDS/REC.

MIKE EVANS

1 CAREER GAME VS. TENNESSEE



1.0 SACK
2 TFL
1 FF
2 QBH

SHAQUIL BARRETT

OCT. 27, 2019 VS. TENNESSEE

TAMPA BAY VS. TENNESSEE

LAST MEETING: OCT. 27, 2019 - TEN 27, TB 23

LAST MEETING IN TAMPA: SEPT. 13, 2015 - TEN 42, TB 14

ALL-TIME IN TAMPA: 2-2

ALL-TIME SERIES: TENNESSEE LEADS 10-2

2023 REGULAR SEASON COMPARISON


| BUCCANEERS | | | TITANS | |
|------------|--------|-----------------|--------|--------|
| STAT | RANK | | STAT | RANK |
| 302.5 | 21st | TOTAL OFFENSE | 302.0 | 23rd |
| 78.3 | 30th | RUSH OFFENSE | 114.5 | 12th |
| 224.3 | 15th | PASS OFFENSE | 187.5 | 26th |
| 372.3 | 29th | TOTAL DEFENSE | 337.8 | 20th |
| 92.9 | 9th | RUSH DEFENSE | 114.8 | 19th |
| 279.4 | 31st | PASS DEFENSE | 223.0 | 16th |
| 19.8 | 22nd | POINTS SCORED | 18.5 | 24th |
| 20.9 | 16th | POINTS ALLOWED | 20.0 | 11th |
| 21.0 | t-17th | SACKS | 21.0 | t-17th |
| 13.0 | t-2nd | SACKS ALLOWED | 29.0 | t-27th |
| +8 | t-3rd | TURNOVER MARGIN | -3 | 22nd |

TEAM LEADERS

| | | |
|--|------------------------|---|
| Rachaad White (378) | RUSHING YARDS | Derrick Henry (601) 5th in the NFL |
| Rachaad White (3) | RUSHING TDS | Derrick Henry (4) |
| Baker Mayfield (92.7) | PASSER RATING | Will Levis (96.4) |
| Baker Mayfield (1,865) | PASSING YARDS | Ryan Tannehill (1,128) |
| Baker Mayfield (12) | PASSING TDS | Will Levis (4) |
| Chris Godwin (40) | RECEPTIONS | DeAndre Hopkins (35) |
| Mike Evans (594) | RECEIVING YARDS | DeAndre Hopkins (564) |
| Mike Evans (5) t-7th in the NFL | RECEIVING TDS | DeAndre Hopkins/ N. Westbrook-Ikhine (3) |
| Lavonte David (78) | TACKLES | Azeez Al-Shaair (83) 6th in the NFL |
| Vita Vea (3.5) | SACKS | Denico Autry (5.0) |
| D. Delaney/C. Izien (2) t-10th in the NFL | INTERCEPTIONS | Amani Hooker/ S. Murphy-Bunting (1) |



WHAT TO WATCH FOR



LAVONTE DAVID

- Needs **7 tackles** to surpass Rondé Barber (1,428) for the second-most tackles in franchise history, trailing only Derrick Brooks (2,198).
- Needs **5 solo tackles** to become the lone active player with 1,000 career solo tackles.
- Needs **10 tackles** to become the first Buccaneers player since at least 1999 to record 10+ tackles in five consecutive games.
- Needs **10 tackles and 1 TFL** to become the first player across the league to record those statistics in five consecutive games since Ray Lewis in 1999.



MIKE EVANS

- Needs **1 receiving touchdown** to tie Andre Reed (87) for the 16th-most touchdown receptions in NFL history.
- Needs **1 total touchdown** to tie Antonio Brown, Irving Fryar, Don Maynard, Andre Reed and Thurman Thomas (88) for the 43rd-most total touchdowns in NFL history.
- Needs **2 receiving touchdowns** to tie Don Maynard (88) for the 15th-most touchdown receptions in NFL history.
- Needs **2 total touchdowns** to tie Corey Dillon, LeSean McCoy and Steve Smith Sr. (89) for the 37th-most total touchdowns in NFL history.
- Needs **3 receiving touchdowns** to tie Davante Adams (90 - active) for the 14th-most touchdown receptions in NFL history.
- Needs **41 receiving yards** to surpass Chad Johnson (11,059) for the 38th-most receiving yards in NFL history.

CHRIS GODWIN

- Needs **1 receiving touchdown** to tie Jimmie Giles (34) and surpass Cameron Brate (33) for the second-most touchdown receptions in team history.
- Needs **1 touchdown** to surpass Jimmie Giles (34) for the fourth-most touchdowns from scrimmage in franchise history.
- Needs **14 receptions** to join Mike Evans as the only players in franchise history with 500+ receptions for Tampa Bay.





ROSTER BREAKDOWN

PRO BOWL BUCCANEERS

| | |
|---------------------------------------|------------------------|
| Mike Evans (4) | 2016, 2018, 2019, 2021 |
| Shaquil Barrett (2) | 2019, 2021 |
| Tristan Wirfs (2) | 2021, 2022 |
| Lavonte David (1) | 2015 |
| Chris Godwin (1) | 2019 |
| Ryan Jensen (1) | 2021 |
| Vita Vea (1) | 2021 |
| Devin White (1) | 2021 |
| Antoine Winfield Jr. (1) | 2021 |



QUICK FACTS

| | |
|--|---|
| Oldest | LB, Lavonte David , 33, Born 1/23/90 |
| Youngest..... | RB Sean Tucker , 21, Born 10/25/01 |
| Tallest..... | OLB Anthony Nelson , 6'7 |
| Shortest | WR Deven Thompkins , 5'8 |
| Heaviest | DL Vita Vea , 347 lbs |
| Lightest..... | WR Deven Thompkins , 155 lbs |
| Most Seasons as a Buccaneer..... | |
| | LB Lavonte David , 12th season |
| Most NFL Seasons..... | LB Lavonte David , 12th season |
| Most Games Played | LB Lavonte David , 174 |
| Most Games Started..... | LB Lavonte David , 174 |
| Total Rookies..... | 13 |
| Players with 5+ Years of Experience..... | 18 |
| Players with 10+ Years of Experience | 4 |

BY COLLEGE

| | |
|---------------------|---|
| W Washington | 4 |
| AU Auburn | 3 |
| I Iowa | 3 |
| 5 Schools Tied | 2 |

BY CONFERENCE

| | |
|----------------------|----|
| BIG BigTen | 13 |
| SEC SEC | 9 |
| ACC ACC | 5 |
| PAC-12 PAC-12 | 5 |

FIRST ROUND PEDIGREE

| Round (Pick) | Player | Team | Year |
|--------------|--------------------|----------------------|------|
| 1 (7) | Mike Evans | Tampa Bay Buccaneers | 2014 |
| 1 (1) | Baker Mayfield | Tampa Bay Buccaneers | 2018 |
| 1 (12) | Vita Vea | Tampa Bay Buccaneers | 2018 |
| 1 (5) | Devin White | Tampa Bay Buccaneers | 2019 |
| 1 (13) | Tristan Wirfs | Tampa Bay Buccaneers | 2020 |
| 1 (32) | Joe Tryon-Shoyinka | Tampa Bay Buccaneers | 2021 |
| 1 (19) | Calijah Kancey | Tampa Bay Buccabeers | 2022 |

BY STATE

| | |
|---------|---|
| Florida | 7 |
| Texas | 7 |
| Georgia | 4 |



TODD BOWLES

CAREER HIGHLIGHTS

- X Named 2014 Assistant Coach of the Year by the Pro Football Writers Association and the Associated Press.
- X The architect of Tampa Bay's Super Bowl LV-winning defense during the 2020 NFL season.
- X Bowles' defenses have finished inside the top five in fewest yards per play five times (2013, 2015, 2019, 2020, 2021).
- X Placing a heavy emphasis on stopping the run, Bowles' defenses have led the NFL in fewest rushing yards allowed per game three times (2014, 2019, 2020).
- X 24 different players have earned Pro Bowl selections with Bowles as their position coach, defensive coordinator or head coach.
- X Enjoyed an eight-year career as an NFL defensive back, playing for Washington (1986-1990, 1992-93) and the San Francisco 49ers.
- X Started 12 games and contributed four interceptions for a Washington team that won Super Bowl XXII.

**ACCOUNTABILITY
BREEDS
RESPONSIBILITY**



COACHING CAPSULE

24th NFL Season (6th as Head Coach)
Buccaneers Head Coach: 2nd Year

Regular Season Record: 37-55 (.402)
Miami Dolphins: 2-1 (.667)*
New York Jets: 24-40 (.375)

Tampa Bay Buccaneers: 11-14 (.440)
















Postseason Record: 0-1

*Interim Head Coach

TAMPA BAY BUCCANEERS

- X Spent three seasons as Tampa Bay's defensive coordinator (2019-21) prior to being promoted to head coach on March 30, 2022.
- X Joined Jon Gruden as the only coaches in franchise history to win a division title in their first year as head coach.
- X Executed a historic defensive performance in Super Bowl LV, in which the Buccaneers held the Kansas City Chiefs to just nine points and without a touchdown.
- X Bowles has coached six different Buccaneers to Pro Bowl selections: Shaquil Barrett (2019, 2021), Jason Pierre-Paul (2020), Vita Vea (2021), Devin White (2021), Antoine Winfield Jr. (2021) and Tristan Wirfs (2022).
- X Led the NFL's top run defense in back-to-back seasons from 2019-20.
- X In his three seasons as defensive coordinator, Tampa Bay ranked first in fewest rushing yards allowed per game (82.5), first in fewest rushing yards per attempt (3.72), first in quarterback hits (352), first in fumble recoveries (37), first in passes defended (241), second in strip sacks (26), third in tackles for loss (262), third in takeaways (82), third in sacks (142), fourth in forced fumbles (52), tied for fourth in defensive touchdowns (nine), fifth in fewest yards per play allowed (5.13) and fifth in passing yards per attempt allowed (6.78).


TODD BOWLES AT A GLANCE

| | | | | | |
|--|---------------------|--|---|---------|---------------------------------|
|  | 2022-2019-21 | Head Coach Defensive Coordinator |  | 1998-99 | Defensive Coordinator/DBs |
|  | 2015-18 | Head Coach |  | 1997 | Defensive Coordinator/Secondary |
|  | 2013-14 | Defensive Coordinator |  | 1995-96 | College Scouting Assistant |
|  | 2012 | Secondary/Interim Defensive Coordinator |  | 1992-93 | Player |
|  | 2011 2008-11 | Interim Head Coach Asst. Head Coach/Secondary |  | 1991 | Player |
|  | 2005-07 | Defensive Backs |  | 1986-90 | Player |
|  | 2004 2001-03 | Secondary Nickel Package |  | 1982-85 | Player |
|  | 2000 | Defensive Backs | | | |




COACHING STAFF


COORDINATORS




S
Harold Goodwin
Assistant HC/Run
Game Coordinator




S
Keith Armstrong
Special Teams
Coordinator



S
Dave Canales
Offensive
Coordinator




S
Larry Foote
Pass Game Coord./
Inside Linebackers



S
Kacy Rodgers
Run Game Coord./
Defensive Line

ASSISTANT COACHES



S
Tim Atkins
Assistant
Secondary




B
Mike Chiurco
Defensive
Assistant



S
George Edwards
Outside
Linebackers




B
Sarah Evans
Senior Manager of
Coaching Operations



B
Joey Fitzgerald
Defensive Quality
Control



B
Joe Gilbert
Offensive Line



S
Brad Idzik
Wide Receivers



S
Rashad Johnson
Assistant
Secondary



B
Jeff Kastl
Offensive Quality
Control




S
Thaddeus Lewis
Quarterbacks



S
Tom Moore
Senior Offensive
Assistant



S
Skip Peete
Running Backs



B
David Raih
Senior Offensive
Analyst




B
Nick Rapone
Safeties




S
Kevin Ross
Cornerbacks



B
Jordan Somerville
Assistant
Quarterbacks



S
Keith Tandy
Assistant
Special Teams



S
John Van Dam
Tight Ends

GAMEDAY LOCATION KEY

S - SIDELINE

B - COACHES BOOTH



MIKE VRABEL



Mike Vrabel is in his sixth season with the Titans after being named the 19th head coach in franchise history on Jan. 20, 2018. In February 2022, he received a contract extension from Titans controlling owner Amy Adams Strunk.

During his first five seasons in Tennessee, Vrabel led the Titans to a 50-37 overall record, four winning seasons, three postseason appearances, two division titles and appearance in an AFC Championship game.

MIKE VRABEL AT A GLANCE

- Vrabel finished the 2022 campaign ranked third in Titans/Oilers history in total career wins among head coaches. His 50 wins trailed only franchise Ring of Honor members Fisher (147) and Phillips (59).
- Vrabel received one of the NFL's highest honors when he was named the Associated Press NFL Coach of the Year after directing the Titans to a 12-5 regular-season record in 2021. The Titans won the AFC South, and they claimed the top seed in the AFC playoff field for the first time since 2008.
- Situationally, Vrabel's teams have fared well among the NFL leaders in several categories. From 2018 to 2022, the Titans had a .640 winning percentage in three-point games (16-9), which ranked second in the league behind only the Green Bay Packers (.658). In the same period, their .855 winning percentage (47-8) in regular season games in which they had a fourth-quarter lead tied for sixth in the NFL. Vrabel's team was 5-2 in overtime games from 2018 through 2022, tying the Kansas City Chiefs (5-0) for the second-most overtime wins behind the Las Vegas Raiders (7-3).
- From 2018 to 2022, the Titans had the NFL's second-best rushing offense, averaging 139.9 yards per game on the ground. Only the Baltimore Ravens were better (170.8). The offense ranked first in the NFL in the red zone, scoring touchdowns on 66.8 percent of drives inside the opponent's 20-yard line (173 of 259), and the Titans also had the NFL's ninth-best team passer rating at 95.8. On the other side of the ball, the Titans ranked fourth in rushing defense from 2018 to 2022, allowing 100.2 rushing yards per contest. Also in that five-year stretch, the Titans were seventh in scoring defense (21.8 opponent points per game).
- Vrabel ascended quickly to his position as a head coach following a 14-year playing career as a linebacker with the Pittsburgh Steelers (1997-2000), New England Patriots (2001-08) and Kansas City Chiefs (2009-10). He spent three years as an assistant coach at Ohio State (2011-13) and four years on the Houston Texans staff (2014-17), including 2017 as the defensive coordinator, before he was hired to his current post by Titans controlling owner Amy Adams Strunk.
- Vrabel has spent his football life around accomplished leaders. After entering the NFL as a player in 1997, he played or coached under Bill Belichick, Bill Cowher, Romeo Crennel, Urban Meyer and Bill O'Brien. He gleaned attributes from each that helped form his philosophies as a head coach.
- A native of Akron, Ohio, Vrabel attended Walsh Jesuit High School. He and his wife, Jennifer, have two sons: Tyler and Carter.

MIKE VRABEL COACHING CAPSULE

Coaching Years in NFL: 10th year (6th as Head Coach)
Titans Head Coach: 6th year
Regular Season Record: 51-39 (.567)
Postseason Record: 2-3 (.400)

TENNESSEE TITANS ASSISTANT COACHES

| | |
|--|-------------------|
| Assistant Head Coach/Special Teams Coordinator | Craig Aukerman |
| Defensive Coordinator | Shane Bowen |
| Offensive Coordinator | Tim Kelly |
| Assistant Head Coach - Defense/Defensive Line | Terrell Williams |
| Safeties | Scott Booker |
| Offensive Assistant | Kylan Butler |
| Outside Linebackers | Ryan Crow |
| Tight Ends | Tony Dews |
| Defensive Quality Control | Justin Hamilton |
| Defensive Pass Game Coordinator/Cornerbacks | Chris Harris |
| Offensive Line | Jason Houghtaling |
| Offensive Line Assistant | Matt Jones |
| Inside Linebackers | Bobby King |
| Inside Linebackers Assistant | Zak Kuhr |
| Special Teams Assistant | Anthony Levine |
| Defensive Quality Control | Lori Locust |
| Pass Game Coordinator/Quarterbacks | Charles London |
| Defensive Assistant | Clinton McMillan |
| Wide Receivers | Rob Moore |
| Passing Game Analyst | Pat O'Hara |
| Run Game Coordinator/Running Backs | Justin Outten |
| Special Teams Assistant | Tom Quinn |
| Offensive Assistant | Luke Stocker |
| Assistant Offensive Line | Mike Sullivan |

COACHING RECORDS

1-0

RECORD VS. TAMPA BAY

1-0

RECORD VS. TODD BOWLES

1-1

TODD BOWLES VS. TENNESSEE



GM JASON LIGHT



10

PWFA ALL-ROOKIE SELECTIONS DRAFTED BY LIGHT FOR TAMPA BAY

8

CURRENT PRO BOWL BUCCANEERS THAT WERE EITHER DRAFTED OR ACQUIRED BY LIGHT

DEVELOPING THROUGH THE DRAFT

NOTABLE DRAFT SELECTIONS

- Mike Evans2014 (Round 1, No. 7 Overall)
- Ali Marpet 2015 (Round 2 , No. 61 Overall)
- Vita Vea.....2018 (Round 1, No. 12 Overall)
- Carlton Davis III 2018 (Round 2, No. 63 Overall)
- Devin White 2019 (Round 1, No. 5 Overall)
- Tristan Wirfs.....2020 (Round 1, No. 13 Overall)
- Antoine Winfield Jr.2020 (Round 2, No. 45 Overall)

Mastering the Mid-Rounds

- Jamel Dean 2019 (Round 3, No. 94 Overall)
- Chris Godwin2017 (Round 3, No. 84 Overall)
- Robert Hainsey 2021 (Round 3, No. 95 Overall)
- Cade Otton2022 (Round 4, No. 106 Overall)
- Anthony Nelson 2019 (Round 4, No. 107 Overall)
- Rachaad White 2021 (Round 3, No. 91 Overall)



MAKING THE MOST OF THE MARKET

NOTABLE FREE AGENT/TRADE ACQUISITIONS

- Jason Pierre-Paul2018 (Trade)
- Ryan Jensen.....2018 (Free Agent)
- Shaquil Barrett.....2019 (Free Agent)
- Ndamukong Suh2019 (Free Agent)
- Tom Brady 2020 (Free Agent)
- Rob Gronkowski2020 (Trade)
- Leonard Fournette 2020 (Free Agent)
- Baker Mayfield..... 2023 (Free Agent)





GM JASON LICHT

THE NFL'S LONGEST-TENURED TRADITIONAL GMS

| General Manager (Team) | Seasons |
|----------------------------|-----------|
| 1. Mickey Loomis (NO) | 22 |
| 2. John Schneider (SEA) | 14 |
| 3. Howie Roseman (PHI) | 14 |
| 4. Les Snead (LAR) | 12 |
| 5. Tom Telesco (LAC) | 11 |
| 6. Jason Licht (TB) | 10 |

MOST TOTAL WINS SINCE 2020

| Team | Wins |
|--------------------------------|-----------|
| 1. Kansas City Chiefs | 53 |
| 2. Buffalo Bills | 46 |
| 3. Tampa Bay Buccaneers | 40 |
| 4. San Francisco 49ers | 38 |
| 5. Green Bay Packers | 37 |

MOST REGULAR SEASON WINS SINCE 2020

| Team | Wins |
|--|-----------|
| 1. Kansas City Chiefs | 47 |
| 2. Buffalo Bills | 42 |
| 3. Green Bay Packers | 37 |
| 4. Baltimore Ravens | 36 |
| 5t. Tampa Bay Buccaneers and Three Others | 35 |

2023 - HIGHEST PERCENTAGE OF HOMEGROWN TALENT

| Team | Homegrown % |
|--------------------------------|--------------|
| 1. Dallas Cowboys | 80.0% |
| 2. Los Angeles Rams | 79.6% |
| 3. Tampa Bay Buccaneers | 72.7% |
| 4. Baltimore Ravens | 71.7% |
| 5. Green Bay Packers | 71.4% |

2023 - MOST SNAPS PLAYED BY ROOKIES

| Team | Rookie Snaps |
|--------------------------------|--------------|
| 1. Los Angeles Rams | 2,804 |
| 2. Chicago Bears | 2,746 |
| 3. Seattle Seahawks | 2,713 |
| 4. Arizona Cardinals | 2,562 |
| 5. Houston Texans | 2,505 |
| 6. Tampa Bay Buccaneers | 2,425 |

DATING BACK TO WEEK 4 OF THE 2021 SEASON, TAMPA BAY HAS HELD AT LEAST A SHARE OF THE NFC SOUTH LEAD IN 38 OF THE LAST 42 WEEKS, WINNING A PAIR OF NFC SOUTH DIVISION TITLES IN THAT SPAN

8-OF-11 DEFENSIVE STARTERS AND 12 TOTAL STARTERS FROM TAMPA BAY'S SUPER BOWL LV TEAM ARE STILL ON THE ROSTER

23 OF TAMPA BAY'S 28 TOTAL STARTERS SO FAR IN 2023 HAVE BEEN HOMEGROWN PLAYERS

WEEK 10 VS. TENNESSEE



Since 2014, when Jason Licht took over as general manager, the Buccaneers lead the NFL in most snaps played and games started by a team's own 1st-5th round draft picks during that span.

MOST TOTAL SNAPS PLAYED BY A TEAM'S OWN 1ST-5TH ROUND PICKS SINCE 2014

| Team | Snaps |
|--------------------------------|----------------|
| 1. Tampa Bay Buccaneers | 105,070 |
| 2. Dallas Cowboys | 99,645 |
| 3. Atlanta Falcons | 99,350 |

MOST TOTAL GAMES STARTED BY A TEAM'S OWN 1ST-5TH ROUND PICKS SINCE 2014

| Team | Games Started |
|--------------------------------|---------------|
| 1. Tampa Bay Buccaneers | 1,453 |
| 2. Dallas Cowboys | 1,430 |
| 3. Atlanta Falcons | 1,392 |

BUILDING A CORE



Key Draft Picks (Year, Round)

| | |
|------------------------------------|---------------------------------------|
| Mike Evans (2014, 1) | Mike Edwards (2019, 3) |
| Donovan Smith (2015, 2) | Anthony Nelson (2019, 4) |
| Ali Marpet (2015, 2) | Scotty Miller (2019, 6) |
| Chris Godwin (2017, 3) | Tristan Wirfs (2020, 1) |
| Vita Vea (2018, 1) | Antoine Winfield Jr. (2020, 2) |
| Ronald Jones II (2018, 2) | Joe Tryon-Shoyinka (2021, 1) |
| Carlton Davis III (2018, 2) | Robert Hainsey (2021, 3) |
| Alex Cappa (2018, 3) | Logan Hall (2022, 2) |
| Jordan Whitehead (2018, 4) | Luke Goedeke (2022, 2) |
| Devin White (2019, 1) | Rachaad White (2022, 3) |
| Sean Murphy-Bunting (2019, 2) | Cade Otton (2022, 4) |
| Jamel Dean (2019, 3) | Jake Camarda (2022, 4) |

Key Acquisitions (Year)

| | |
|-------------------------------|------------------------------|
| Ryan Jensen (2018) | Tom Brady (2020) |
| Jason Pierre-Paul (2018) | Antonio Brown (2020) |
| Shaquil Barrett (2019) | Rob Gronkowski (2020) |
| Ndamukong Suh (2019) | Ryan Succop (2020) |

RED - ON 2023 ROSTER

BOLD - PRO BOWL PLAYER



2023 DRAFT CLASS

Pitt ROUND 1 - DL CALIJAH KANCEY

Draft Selection Round 1, No. 19 Overall

College Career at Pittsburgh (2019-22):

| | |
|--|------|
| Games Played | 37 |
| Tackles for Loss | 34.5 |
| Sacks | 16.0 |
| Unanimous All-America | 2022 |
| ACC Defensive Player of the Year | 2022 |



NDSU ROUND 2 - OL CODY MAUCH

Draft Selection Round 2, No. 48 Overall

College Career at North Dakota State (2017-22):

| | |
|---|------------|
| Games Played | 62 |
| Games Started | 39 |
| First-Team All-America | 2022 |
| Phil Steele FCS Offensive Lineman of the Year | 2022 |
| All-MVFC First Team | 2021, 2022 |



Cardinal ROUND 3 - OLB YAYA DIABY

Draft Selection Round 3, No. 82 Overall

College Career at Louisville (2020-22):

| | |
|--------------------------|------------------------------------|
| Games Played | 34 |
| Total Tackles | 94 |
| Sacks | 10.5 |
| Third-Team All-ACC | 2022 |
| Previous School | Georgia Military College (2018-19) |



Pitt ROUND 5- LB SIRVOCEA DENNIS

Draft Selection Round 5, No. 153 Overall

College Career at Pittsburgh (2019-22):

| | |
|--------------------------|------|
| Games Played | 42 |
| Total Tackles | 233 |
| Tackles for Loss | 36 |
| Sacks | 15 |
| First-Team All-ACC | 2022 |





2023 DRAFT CLASS

P ROUND 5 - TE PAYNE DURHAM

Draft Selection Round 5, No. 171 Overall

College Career at Purdue (2018-22):

| | |
|------------------------------|-------|
| Games Played | 45 |
| Receptions | 126 |
| Receiving Yards | 1,275 |
| Receiving Touchdowns..... | 21 |
| All-Big Ten Second Team..... | 2022 |



K ROUND 6 - DB JOSH HAYES

Draft Selection Round 6, No. 181 Overall

College Career at Kansas State (2022), North Dakota State (2017-22) & Virginia (2021):

| | |
|----------------------------|------|
| Games Played | 68 |
| Passes Defensed | 21 |
| Interceptions..... | 2 |
| All-MVFC Second Team | 2019 |



N ROUND 6 - WR TREY PALMER

Draft Selection Round 6, No. 191 Overall

College Career at Nebraska (2022):

| | |
|--|-------|
| Receptions (Single Season Program WR Record) | 71 |
| Rec. Yards (Single Season Program Record) | 1,043 |
| Receiving Touchdowns..... | 9 |
| Second Team All-Big Ten (Media)..... | 2022 |
| Previous School | LSU |



E ROUND 6 - OLB JOSE RAMIREZ

Draft Selection Round 6, No. 196 Overall



College Career at Eastern Michigan (2019-22):

| | |
|--|------|
| Games Played | 36 |
| Sacks (2nd in Program History) | 20.5 |
| Tackles for Loss (5th in Program History)..... | 34 |
| First-Team All-MAC..... | 2022 |
| MAC Defensive MVP | 2022 |





**TAMPA BAY
BUCCANEERS
OFFENSIVE PLAYER
PAGES**





MIKE EVANS

1 OF 1

THE ONLY RECEIVER IN NFL HISTORY WITH **1,000+** RECEIVING YARDS IN EACH OF HIS FIRST **NINE** SEASONS, SURPASSING HALL OF FAMER RANDY MOSS (6 SEASONS)

MIKE EVANS | RANDY MOSS



CAREER REC. TD LEADERS - ACTIVE

| Player (Current Team) | TD |
|----------------------------|-----------|
| 1. Davante Adams (LV) | 90 |
| 2t. Mike Evans (TB) | 86 |
| 2t. Jimmy Graham (NO) | 86 |
| 4. DeAndre Hopkins (TEN) | 74 |
| 5. Travis Kelce (KC) | 73 |

CAREER REC. YARDS LEADERS - ACTIVE

| Player (Current Team) | Yards |
|---------------------------|---------------|
| 1. Julio Jones (PHI) | 13,640 |
| 2. DeAndre Hopkins (TEN) | 11,862 |
| 3. Mike Evans (TB) | 11,019 |
| 4. Travis Kelce (KC) | 10,941 |
| 5. Davante Adams (LV) | 10,210 |

CAREER YARDS/RECEPTION

(Active Players - min. 300 receptions)

| Player (Current Team) | Y/R |
|---------------------------|-------------|
| 1. A.J. Brown (PHI) | 16.2 |
| 2. Mike Williams (LAC) | 15.6 |
| 3. Mike Evans (TB) | 15.3 |
| 4. Julio Jones (PHI) | 15.1 |
| 5. Justin Jefferson (MIN) | 15.0 |

RECEIVING TD - FIRST 10 SEASONS

| Player (Seasons) | Rec. TD |
|---------------------------------------|-----------|
| 1. Jerry Rice (SF, 1985-94) | 131 |
| 2. Randy Moss (MIN/OAK/NE, 1998-2007) | 124 |
| 3. Marvin Harrison (IND, 1996-2005) | 110 |
| 4. Terrell Owens (SF/PHI, 1996-2005) | 101 |
| 5. Davante Adams (GB/LV, 2014-23) | 90 |
| 6. Larry Fitzgerald (ARI, 2004-13) | 87 |
| 7. Mike Evans (TB, 2014-23) | 86 |
| 8t. Antonio Gates (SD, 2003-12) | 83 |
| 8t. Calvin Johnson (DET, 2007-15)* | 83 |
| 10. Mark Clayton (MIA, 1983-92) | 81 |

*Played less than 10 career seasons

RECEIVING YDS - FIRST NINE SEASONS

| Player (Seasons) | Yards |
|--|---------------|
| 1. Jerry Rice (SF, 1985-94) | 13,275 |
| 2. Julio Jones (ATL, 2011-20) | 12,896 |
| 3. Torry Holt (STL, 1999-2007) | 12,660 |
| 4. Marvin Harrison (IND, 1996-2005) | 12,331 |
| 5. Randy Moss (MIN/OAK/NE, 1998-2007) | 12,193 |
| 6. Calvin Johnson (DET, 2007-15)* | 11,619 |
| 7. Larry Fitzgerald (ARI, 2004-13) | 11,367 |
| 8. DeAndre Hopkins (HOU/ARI, 2013-22) | 11,298 |
| 9. Brandon Marshall (DEN/MIA/CHI/NYJ, 2006-15) | 11,273 |
| 10. Antonio Brown (PIT/NE, 2010-19) | 11,263 |
| 11. Andre Johnson (HOU, 2003-12) | 11,254 |
| 12. Mike Evans (TB, 2014-23) | 11,019 |

*Played less than 10 career seasons

150-YARD RECEIVING GAMES - ACTIVE

| Player (Team) | Games |
|---------------------------|-----------|
| 1. Julio Jones (PHI) | 16 |
| 2. Tyreek Hill (MIA) | 15 |
| 3. Mike Evans (TB) | 12 |

100-YARD RECEIVING GAMES - ACTIVE

| Player (Team) | Games |
|---------------------------|-----------|
| 1. Julio Jones (PHI) | 59 |
| 2. DeAndre Hopkins (TEN) | 41 |
| 3. Davante Adams (LV) | 40 |
| 4. Travis Kelce (KC) | 37 |
| 5. Stefon Diggs (BUF) | 36 |
| 6. Keenan Allen (LAC) | 35 |
| 7. Mike Evans (TB) | 34 |

MULTI-RECEIVING TD GAMES - ACTIVE

| Player (Team) | Games |
|---|-----------|
| 1. Davante Adams (LV) | 22 |
| 2. Mike Evans (TB) | 18 |
| 3. Jimmy Graham (NO) | 17 |
| 4. Tyreek Hill (MIA) | 14 |
| 5t. DeAndre Hopkins (TEN)/Julio Jones (PHI) | 13 |

CLICK FOR
INFORMATION
ON THE
EVANS FAMILY
FOUNDATION





MIKE EVANS



BE
LIKE
MIKE

MOST CONSECUTIVE 1,000-YARD SEASONS TO BEGIN CAREER

BUCCANEERS FRANCHISE RECEPTIONS LEADER

BUCCANEERS FRANCHISE RECEIVING YARDS LEADER

BUCCANEERS FRANCHISE RECEIVING TOUCHDOWNS LEADER

2019, 2020, 2021 TAMPA BAY BUCCANEERS WALTER PAYTON MAN OF THE YEAR



YOUNGEST TO 7,000 RECEIVING YARDS

| Player | Age at 7,000 Career Yards |
|----------------------|---------------------------|
| 1. Mike Evans | 26 Years, 81 Days |
| 2. Larry Fitzgerald | 26 Years, 111 Days |
| 3. DeAndre Hopkins | 26 Years, 186 Days |
| 4. Randy Moss | 26 Years, 220 Days |

MOST RECEIVING YARDS - TEAM HISTORY

| Player (Seasons) | Yards |
|-------------------------------------|---------------|
| 1. Mike Evans (2014-Present) | 11,019 |
| 2. Chris Godwin (2017-Present) | 6,134 |
| 3. Mark Carrier (1987-92) | 5,018 |
| 4. Kevin House (1980-86) | 4,928 |
| 5. Vincent Jackson (2012-16) | 4,326 |

MOST RECEIVING TD - TEAM HISTORY

| Player (Seasons) | TD |
|--|-----------|
| 1. Mike Evans (2014-Present) | 86 |
| 2. Jimmie Giles (1978-86) | 34 |
| 3t. Cameron Brate (2014-22) | 33 |
| 3t. Chris Godwin (2017-Present) | 33 |
| 5. Kevin House (1980-86) | 31 |

MOST RECEPTIONS - TEAM HISTORY

| Player (Seasons) | Receptions |
|-------------------------------------|------------|
| 1. Mike Evans (2014-Present) | 720 |
| 2. Chris Godwin (2017-Present) | 486 |
| 3. James Wilder (1981-89) | 430 |
| 4. Mark Carrier (1987-92) | 321 |
| 5. Warrick Dunn (1997-2008) | 306 |

MOST SINGLE-SEASON TOUCHDOWNS

| Player (Season) | Receiving TD |
|------------------------------|--------------|
| 1. Mike Evans (2021) | 14 |
| 2. Mike Evans (2020) | 13 |
| 3t. Mike Evans (2014) | 12 |
| 3t. Mike Evans (2016) | 12 |
| 5. Mike Williams (2010) | 11 |

MOST SINGLE-SEASON RECEIVING YARDS

| Player (Season) | Rec. Yards |
|-----------------------------|--------------|
| 1. Mike Evans (2018) | 1,524 |
| 2. Mark Carrier (1989) | 1,422 |
| 3. Vincent Jackson (2012) | 1,384 |
| 4. Chris Godwin (2019) | 1,333 |
| 5. Mike Evans (2016) | 1,321 |

MOST SINGLE-SEASON RECEPTIONS

| Player (Season) | Receptions |
|------------------------------|------------|
| 1. Keyshawn Johnson (2001) | 106 |
| 2. Chris Godwin (2022) | 104 |
| 3. Chris Godwin (2021) | 98 |
| 4. Mike Evans (2016) | 96 |
| 5t. Chris Godwin (2019) | 86 |
| 5t. Mike Evans (2018) | 86 |
| 5t. Mark Carrier (1989) | 86 |



MIKE EVANS

BEST OF THE BUNCH

2014 NFL RECEIVING CLASS

CAREER RECEIVING YARDS

(2014 Wide Receiver Class)

| Player (Current Team) | Receiving Yds |
|----------------------------|---------------|
| 1. Mike Evans (TB) | 11,019 |
| 2. Davante Adams (LV) | 10,210 |
| 3. Brandin Cooks (DAL) | 8,781 |
| 4. Jarvis Landry | 7,870 |
| 5. Odell Beckham Jr. (BAL) | 7,585 |



CAREER RECEIVING TOUCHDOWNS

(2014 Wide Receiver Class)

| Player (Current Team) | Receiving TD |
|----------------------------|--------------|
| 1. Davante Adams (LV) | 90 |
| 2. Mike Evans (TB) | 86 |
| 3. Odell Beckham Jr. (BAL) | 57 |
| 4. Brandin Cooks (DAL) | 51 |
| 5. Allen Robinson (PIT) | 43 |

PLAYERS WITH 10,000+ RECEIVING YARDS AND 80+ TOUCHDOWNS THROUGH FIRST NINE SEASONS

100-YARD RECEIVING GAMES

(2014 Wide Receiver Class)

| Player (Current Team) | Games |
|---------------------------------------|-----------|
| 1. Davante Adams (LV) | 40 |
| 2. Mike Evans (TB) | 34 |
| 3. Odell Beckham Jr. (BAL) | 26 |
| 4. Brandin Cooks (DAL) | 23 |
| 5. Jarvis Landry/Allen Robinson (PIT) | 16 |

| Player | Yards | Touchdowns |
|-------------------|---------------|------------|
| Mike Evans | 10,425 | 81 |
| Marvin Harrison | 11,185 | 98 |
| Calvin Johnson | 11,619 | 83 |
| Randy Moss | 10,700 | 101 |
| Jerry Rice | 11,776 | 118 |

SINGLE-GAME HEROICS

MOST SINGLE-GAME RECEIVING YARDS

(Team History)

| Player (Opponent, Date) | Rec. Yards |
|---|------------|
| 1. Vincent Jackson (vs. NO, 10/21/12) | 216 |
| 2. Mark Carrier (at NO, 12/6/87) | 212 |
| 3. Mike Evans (at WAS, 11/16/14) | 209 |
| 4. Mike Evans (vs. CAR, 1/1/23) | 207 |
| 5. Antonio Bryant (at CAR, 12/8/08) | 200 |

MOST SINGLE-GAME REC. TOUCHDOWNS

(Team History)

| Player (Opponent, Date) | Receiving TD |
|---|--------------|
| 1. Jimmie Giles (at MIA, 10/20/85) | 4 |
| 2t. Mike Evans (vs. CAR, 1/1/23) | 3 |
| 2t. Mike Evans (vs. CHI, 10/24/21) | 3 |
| 2t. Mike Evans (vs. NYG, 9/22/19) | 3 |
| 2t. Morris Owens (vs. MIA, 10/24/76) | 3 |
| 2t. Breshad Perriman (at DET, 12/15/19) | 3 |





CHRIS GODWIN



10TH IN THE
NFL WITH

75.7

RECEIVING
YARDS/GAME
SINCE 2019

CATCH PERCENTAGE - (2019-23)

(Wide Receivers - Min. 300 Receptions)

| Player (Team) | Catch % |
|-----------------------------|--------------|
| 1. Chris Godwin (TB) | 73.3% |
| 2. Cooper Kupp (LAR) | 72.5% |
| 3. Tyler Lockett (SEA) | 72.1% |
| 4. Keenan Allen (LAC) | 70.1% |
| 5. Adam Thielen (CAR) | 69.8% |

YAC PER GAME LEADERS (2019-23)

(Wide Receivers Since 2019 - Min. 36 Games Played)

| Player (Team) | YAC/Game |
|-----------------------------|-------------|
| 1. Deebo Samuel (SF) | 40.4 |
| 2. Cooper Kupp (LAR) | 39.4 |
| 3. Ja'Marr Chase (CIN) | 38.1 |
| 4. Chris Godwin (TB) | 34.0 |
| 5. Davante Adams (LV) | 32.9 |

YARDS AFTER CATCH/REC. - (2019-23)

(Wide Receivers Since 2019 - Min. 250 Receptions)

| Player (Team) | YAC/R |
|-----------------------------|-------------|
| 1. A.J. Brown (PHI) | 5.87 |
| 2. Cooper Kupp (LAR) | 5.69 |
| 3. Chris Godwin (TB) | 5.45 |
| 4. Hunter Renfrow (LV) | 5.06 |
| 5. Robert Woods (HOU) | 4.94 |

CAREER RECEIVING YARDS

(2017 Wide Receiver Class)

| Player (Current Team) | Receiving Yds |
|-----------------------------|---------------|
| 1. Cooper Kupp (LAR) | 6,693 |
| 2. Chris Godwin (TB) | 6,134 |
| 3. JuJu Smith-Schuster (NE) | 4,928 |
| 4. Mike Williams (LAC) | 4,806 |
| 5. Corey Davis (NYJ) | 3,879 |

CONSECUTIVE GAMES OF 5+ RECEPTIONS

(Buccaneers Franchise History)

| Player (Dates) | Streak |
|--|-----------|
| 1. Chris Godwin (10/2/22-9/17/23) | 16 |
| 2. Keyshawn Johnson (12/18/00-12/16/01) | 15 |
| 3. Keenan McCardell (10/26/03-12/20/03) | 9 |
| 4t. Mike Evans (12/18/17-9/30/18) | 7 |
| 4t. Joey Galloway (9/25/05-11/13/05) | 7 |

RECEIVING YARDS/GAME - SINCE 2019

(Min. 36 Games Played)

| Player (Team) | RY/G |
|------------------------------|-------------|
| 1. Justin Jefferson (MIN) | 98.1 |
| 2. Davante Adams (LV) | 88.4 |
| 3. Tyreek Hill (MIA) | 88.0 |
| 4. Ja'Marr Chase (CIN) | 86.4 |
| 5. Cooper Kupp (LAR) | 84.8 |
| 6. Stefon Diggs (BUF) | 84.3 |
| 7. A.J. Brown (PHI) | 79.7 |
| 8. Travis Kelce (KC) | 79.2 |
| 9. DeAndre Hopkins (TEN) | 76.3 |
| 10. Chris Godwin (TB) | 75.7 |



**CHRIS GODWIN WAS THE 11TH RECEIVER
TAKEN IN THE 2017 NFL DRAFT.
HERE'S HOW HE STACKS UP TO HIS CLASS...**

CAREER RECEIVING TOUCHDOWNS

(2017 Wide Receiver Class)

| Player (Current Team) | Receiving TD |
|-----------------------------|--------------|
| 1. Cooper Kupp (LAR) | 47 |
| 2. Chris Godwin (TB) | 33 |
| 3. Mike Williams (LAC) | 31 |
| 4. JuJu Smith-Schuster (NE) | 30 |
| 5. Kenny Golladay | 22 |

CLICK FOR
INFORMATION
ON THE TEAM
GODWIN
FOUNDATION





CHRIS GODWIN



MOST 100-YARD GAMES - TEAM HISTORY

| Player (Seasons) | Games |
|---------------------------------------|-------|
| 1. Mike Evans (2014-Present) | 34 |
| 2. Chris Godwin (2017-Present) | 19 |
| 3. Mark Carrier (1987-92) | 15 |
| 4. Kevin House (1980-86) | 14 |
| 5. Vincent Jackson (2012-16) | 13 |

MOST RECEIVING TD - TEAM HISTORY

| Player (Seasons) | TD |
|--|----|
| 1. Mike Evans (2014-Present) | 86 |
| 2. Jimmie Giles (1978-86) | 34 |
| 3t. Cameron Brate (2014-2022) | 33 |
| 3t. Chris Godwin (2017-Present) | 33 |
| 5. Kevin House (1980-86) | 31 |

MOST RECEIVING YARDS - TEAM HISTORY

| Player (Seasons) | Yards |
|---------------------------------------|--------|
| 1. Mike Evans (2014-Present) | 11,019 |
| 2. Chris Godwin (2017-Present) | 6,134 |
| 3. Mark Carrier (1987-92) | 5,018 |
| 4. Kevin House (1980-86) | 4,928 |
| 5. Vincent Jackson (2012-16) | 4,326 |

MOST RECEPTIONS - TEAM HISTORY

| Player (Seasons) | Receptions |
|---------------------------------------|------------|
| 1. Mike Evans (2014-Present) | 720 |
| 2. Chris Godwin (2017-Present) | 486 |
| 3. James Wilder (1981-89) | 430 |
| 4. Mark Carrier (1987-92) | 321 |
| 5. Warrick Dunn (1997-2001, 2008) | 306 |

RECEPTIONS/GAME - 2022 SEASON

| Player (Team) | R/G |
|-----------------------------|-----|
| 1. Cooper Kupp (LAR) | 8.3 |
| 2. Justin Jefferson (MIN) | 7.5 |
| 3. Ja'Marr Chase (CIN) | 7.3 |
| 4. DeAndre Hopkins (ARI) | 7.1 |
| 5. Tyreek Hill (MIA) | 7.0 |
| 6. Chris Godwin (TB) | 6.9 |
| 7. Stefon Diggs (BUF) | 6.8 |

RECEPTIONS/GAME - 2021 SEASON

| Player (Team) | R/G |
|-----------------------------|-----|
| 1. Cooper Kupp (LAR) | 8.5 |
| 2. Davante Adams (GB) | 7.7 |
| 3. Chris Godwin (TB) | 7.0 |
| 4. Diontae Johnson (PIT) | 6.7 |
| 5. Keenan Allen (LAC) | 6.6 |

RECEIVING YARDS/GAME - 2021 SEASON

| Player (Team) | Yds/G |
|-----------------------------|-------|
| 1. Cooper Kupp (LAR) | 114.5 |
| 2. Davante Adams (GB) | 97.1 |
| 3. Justin Jefferson (MIN) | 95.1 |
| 4. Deebo Samuel (SF) | 87.8 |
| 5. Ja'Marr Chase (CIN) | 85.6 |
| 6. Mark Andrews (BAL) | 80.1 |
| 7. Chris Godwin (TB) | 78.8 |
| 8. Tee Higgins (CIN) | 77.9 |
| 9. Tyler Lockett (SEA) | 73.4 |
| 10. Tyreek Hill (KC) | 72.9 |



BREAKOUT SEASON - 2019

MOST SINGLE-SEASON RECEIVING YARDS

| Player (Season) | (Team History) | Rec. Yards |
|-------------------------------|----------------|------------|
| 1. Mike Evans (2018) | | 1,524 |
| 2. Mark Carrier (1989) | | 1,422 |
| 3. Vincent Jackson (2012) | | 1,384 |
| 4. Chris Godwin (2019) | | 1,333 |
| 5. Mike Evans (2016) | | 1,321 |

MOST SINGLE-SEASON RECEPTIONS

| Player (Season) | (Team History) | Receptions |
|--|----------------|------------|
| 1. Keyshawn Johnson (2001) | | 106 |
| 2t. Chris Godwin (2022) | | 104 |
| 2t. Chris Godwin (2021) | | 98 |
| 4. Mike Evans (2016) | | 96 |
| 5t. Chris Godwin (2019) | | 86 |
| 5t. Mike Evans (2018)/ Mark Carrier (1989) | | 86 |

RECEIVING YARDS - 2019 LEADERS

| Player (Team) | Rec. Yards |
|-----------------------------|------------|
| 1. Michael Thomas (NO) | 1,725 |
| 2. Julio Jones (ATL) | 1,394 |
| 3. Chris Godwin (TB) | 1,333 |
| 4. Travis Kelce (KC) | 1,229 |
| 5. DeVante Parker (MIA) | 1,202 |



BAKER MAYFIELD



3RD DOWN COMPLETION PERCENTAGE

(2023 Season - Among Qualified Passers)

| Player (Team) | Comp % |
|-------------------------------|--------------|
| 1. Dak Prescott (DAL) | 75.4% |
| 2. Jalen Hurts (PHI) | 71.6% |
| 3. Baker Mayfield (TB) | 69.2% |
| 4. Daniel Jones (NYG) | 69.2% |
| 5. Bryce Young (CAR) | 67.2% |

3RD DOWN PASSER RATING

(2023 Season - Among Qualified Passers)

| Player (Team) | Rtg. |
|-------------------------------|--------------|
| 1. Dak Prescott (DAL) | 118.7 |
| 2. Baker Mayfield (TB) | 112.3 |
| 3. Kirk Cousins (MIN) | 111.5 |
| 4. Russell Wilson (DEN) | 110.7 |
| 5. C.J. Stroud (HOU) | 109.9 |



2023 2ND HALF TD-TO-INT RATIO

| Player (Team) | TD/INT |
|-------------------------------|------------|
| 1. C.J. Stroud (HOU) | 8/0 |
| 2. Kirk Cousins (MIN) | 10.0 |
| 3. Baker Mayfield (TB) | 6.0 |
| 4t. Kenny Pickett (PIT) | 3.0 |
| 4t. Deshaun Watson (CLE) | 3.0 |

NO. 1 SINCE 2018

FOR COMPLETION PERCENTAGE IN TIGHT WINDOWNS (37.8%), PER TRUMEDIA

COMPLETION % IN TIGHT WINDOWNS

(Since 2018, Min. 2,000 Pass Attempts, <1 Yard of Separation)

| Player (Team) | Comp % |
|-------------------------------|--------------|
| 1. Baker Mayfield (TB) | 37.8% |
| 2. Ryan Tannehill (TEN) | 37.5% |
| 3. Justin Herbert (LAC) | 37.0% |
| 4. Dak Prescott (DAL) | 36.3% |
| 5. Kirk Cousins (MIN) | 35.7% |

COMPLETIONS IN TIGHT WINDOWNS

(Since 2018, <1 Yard of Separation)

| Player (Team) | Comp. |
|-------------------------------|------------|
| 1. Dak Prescott (DAL) | 162 |
| 2. Kirk Cousins (MIN) | 159 |
| 3. Tom Brady | 155 |
| 4. Baker Mayfield (TB) | 149 |
| 5. Matt Ryan | 148 |

2023 PASSER RATING WHEN PRESSURED

(Min. 100 Pass Attempts)

| Player (Team) | Rtg. |
|-------------------------------|-------------|
| 1. Baker Mayfield (TB) | 98.4 |
| 2. C.J. Stroud (HOU) | 94.1 |
| 3. Lamar Jackson (BAL) | 92.4 |
| 4. Jalen Hurts (PHI) | 87.6 |
| 5. Gardner Minshew (IND) | 84.8 |

2023 COMPLETION % WHEN PRESSURED

(Min. 100 Pass Attempts)


| Player (Team) | Comp. % |
|-------------------------------|--------------|
| 1. Sam Howell (WAS) | 58.6% |
| 2. Dak Prescott (DAL) | 58.1% |
| 3. Gardner Minshew (IND) | 55.4% |
| 4. Baker Mayfield (TB) | 55.3% |
| 5. Kirk Cousins (MIN) | 54.5% |

2023 2ND HALF PASSER RATING


| Player (Team) | Rtg. |
|-------------------------------|-------------|
| 1. C.J. Stroud (HOU) | 113.9 |
| 2. Deshaun Watson (CLE) | 108.9 |
| 3. Kirk Cousins (MIN) | 104.6 |
| 4. Josh Allen (BUF) | 104.4 |
| 5. Baker Mayfield (TB) | 99.5 |

1 OF 5

PLAYERS WITH 3,500+ PASSING YARDS 20+ PASSING TOUCHDOWNS IN EACH OF THEIR FIRST THREE SEASONS (J. HERBERT, A. LUCK, P. MANNING, K. MURRAY)



**TAMPA BAY
BUCCANEERS
DEFENSIVE PLAYER
PAGES**





SHAQUIL BARRETT



**NO. 6 SINCE 2019
IN SACKS PER GAME**

SACKS PER GAME - SINCE 2019

(Minimum 50 Games Played)

| Player (Team) | Sacks/G |
|--------------------------------|-------------|
| 1. T.J. Watt (PIT) | 1.05 |
| 2. Myles Garrett (CLE) | 0.98 |
| 3. Nick Bosa (SF) | 0.78 |
| 4. Trey Hendrickson (CIN) | 0.72 |
| 5. Aaron Donald (LAR) | 0.71 |
| 6. Shaquil Barrett (TB) | 0.70 |
| 7. Matt Judon (NE) | 0.70 |
| 8. Chris Jones (KC) | 0.69 |
| 9. Chandler Jones | 0.69 |
| 10. Za'Darius Smith (CLE) | 0.67 |

SACK LEADERS - SINCE 2019

| Player (Team) | Sacks |
|---------------------------------|-------------|
| 1. T.J. Watt (PIT) | 67.0 |
| 2. Myles Garrett (CLE) | 63.5 |
| 3. Aaron Donald (LAR) | 49.0 |
| 4t. Trey Hendrickson (CIN) | 48.0 |
| 4t. Haason Reddick (PHI) | 48.0 |
| 6. Matt Judon (NE) | 47.5 |
| 7. Maxx Crosby (LV) | 47.0 |
| 8. Chris Jones (KC) | 46.5 |
| 9t. Nick Bosa (SF) | 46.0 |
| 9t. Cameron Jordan (NO) | 46.0 |
| 11. Shaquil Barrett (TB) | 43.5 |
| 12. Brian Burns (CAR) | 43.0 |

STRIP SACKS - SINCE 2019

| Player (Team) | SS |
|--------------------------------|-----------|
| 1. Shaquil Barrett (TB) | 14 |
| 2t. Myles Garrett (CLE) | 13 |
| 2t. Haason Reddick (PHI) | 13 |
| 4t. Chandler Jones | 12 |
| 4t. T.J. Watt (PIT) | 12 |



PRESSURES PER GAME - SINCE 2019

(Minimum 50 Games Played)

| Player (Team) | Press./G |
|--------------------------------|-------------|
| 1. Myles Garrett (CLE) | 4.32 |
| 2. Nick Bosa (SF) | 4.12 |
| 3. Aaron Donald (LAR) | 3.99 |
| 4. Trey Hendrickson (CIN) | 3.81 |
| 5. T.J. Watt (PIT) | 3.73 |
| 6. Shaquil Barrett (TB) | 3.69 |
| 7. Za'Darius Smith (CLE) | 3.67 |
| 8. Josh Allen (JAC) | 3.55 |
| 9. Maxx Crosby (LV) | 3.39 |
| 10. Joey Bosa (LAC) | 3.29 |

MOST SINGLE-SEASON SACKS

(Team History)

| Player (Season) | Sacks |
|----------------------------------|-------------|
| 1. Shaquil Barrett (2019) | 19.5 |
| 2. Warren Sapp (2000) | 16.5 |
| 3. Simeon Rice (2002) | 15.5 |
| 4. Simeon Rice (2003) | 15.0 |
| 5. Simeon Rice (2005) | 14.0 |

SINGLE-SEASON SACKS - UNDRAFTED

(NFL History)

| Player (Team, Season) | Sacks |
|--------------------------------------|-------------|
| 1. Shaquil Barrett (TB, 2019) | 19.5 |
| 2t. Greg Brown (PHI, 1984) | 16.0 |
| 2t. James Harrison (PIT, 2008) | 16.0 |
| 4. John Randle (MIN, 1997) | 15.5 |
| 5t. Adewale Ogunleye (MIA, 2003) | 15.0 |
| 5t. Cameron Wake (MIA, 2012) | 15.0 |

40+ SACKS AND 10+ FF SINCE 2019

| Player (Team) | Sacks | FF |
|-----------------------------|-------------|-----------|
| Shaquil Barrett (TB) | 43.5 | 14 |
| Aaron Donald (LAR) | 49.0 | 11 |
| Myles Garrett (CLE) | 63.5 | 13 |
| Trey Hendrickson (CIN) | 48.0 | 10 |
| Haason Reddick (PHI) | 48.0 | 14 |
| T.J. Watt (PIT) | 67.0 | 18 |

TAMPA BAY ALL-TIME SACK LEADERS

| Player (Seasons) | Sacks |
|--|-------------|
| 1. LeeRoy Selmon (1976-84) | 78.5 |
| 2. Warren Sapp (1995-2003) | 77.0 |
| 3. Simeon Rice (2001-06) | 69.5 |
| 4. Gerald McCoy (2010-18) | 54.5 |
| 5. Shaquil Barrett (2019-Present) | 43.5 |



LAVONTE DAVID

MAY I HAVE YOUR ATTENTION, PLEASE?



1 OF 5

PLAYERS IN NFL HISTORY WITH **1,300+ TACKLES, 25.0+ SACKS, AND 10+ INT** THROUGH **11 CAREER SEASONS**, JOINING LONDON FLETCHER, RAY LEWIS, BOBBY WAGNER AND JUNIOR SEAU (PER PFR)

LAVONTE DAVID | CAPTAIN

DAVID HAS BEEN NAMED A TEAM CAPTAIN FOR TAMPA BAY IN 10 CONSECUTIVE SEASONS AND IS THE LONGEST-TENURED PLAYER ON THE BUCCANEERS ROSTER.

NFL ACTIVE TACKLE LEADERS

| Player (Current Team) | Tackles |
|------------------------------|--------------|
| 1. Bobby Wagner (SEA) | 1,602 |
| 2. Lavonte David (TB) | 1,422 |
| 3. Demario Davis (NO) | 1,185 |
| 4. Harrison Smith (MIN) | 998 |
| 5. C.J. Mosley (NYJ) | 980 |

NFL ACTIVE SOLO TACKLE LEADERS

| Player (Current Team) | Solo Tackles |
|------------------------------|--------------|
| 1. Lavonte David (TB) | 995 |
| 2. Bobby Wagner (SEA) | 942 |
| 3. Demario Davis (NO) | 772 |
| 4. Harrison Smith (MIN) | 738 |
| 5. Kareem Jackson (DEN) | 727 |

NFL ACTIVE TACKLE FOR LOSS LEADERS

| Player (Current Team) | TFL |
|-------------------------------|------------|
| 1. Aaron Donald (LAR) | 171 |
| 2. Calais Campbell (ATL) | 168 |
| 3. Von Miller (BUF) | 164 |
| 4t. Lavonte David (TB) | 152 |
| 4t. Cameron Jordan (NO) | 152 |

NFL ACTIVE INT LEADERS - LBs

| Player (Current Team) | INT |
|---|-----------|
| 1t. Jordan Hicks (MIN) | 13 |
| 1t. Deion Jones (CAR) | 13 |
| 1t. Bobby Wagner (SEA) | 13 |
| 4t. Lavonte David (TB) | 12 |
| 4t. Shaquille Leonard (IND)/C.J. Mosley (NYJ) | 12 |

ACTIVE PASSES DEFENSED LEADERS - LBs

| Player (Current Team) | PD |
|------------------------------|-----------|
| 1. Bobby Wagner (SEA) | 66 |
| 2. Lavonte David (TB) | 61 |
| 3. Eric Kendricks (LAC) | 53 |
| 4. C.J. Mosley (NYJ) | 51 |
| 5. Demario Davis (NO) | 50 |



ACTIVE FUMBLE RECOVERY LEADERS

| Player (Current Team) | FR |
|------------------------------|-----------|
| 1. Lavonte David (TB) | 18 |
| 2t. Justin Houston (CAR) | 14 |
| 2t. Fletcher Cox (PHI) | 14 |
| 4. Calais Campbell (ATL) | 13 |
| 5. Khalil Mack (LAC) | 12 |

ACTIVE FORCED FUMBLE LEADERS

| Player (Current Team) | FF |
|-------------------------------|-----------|
| 1t. Lavonte David (TB) | 28 |
| 1t. Khalil Mack (LAC) | 28 |
| 3. Von Miller (BUF) | 27 |
| 4. T.J. Watt (PIT) | 25 |
| 5. Aaron Donald (LAR) | 24 |



LAVONTE DAVID



HALL OF FAME CALIBER

NOTABLE LINEBACKERS - FIRST 11 SEASONS

| Player (Seasons) | Tackles | Sacks | INT | FF | FR |
|--------------------------------|--------------|-------------|-----------|-----------|-----------|
| Zach Thomas^ (1996-2006) | 1,588 | 18.5 | 17 | 16 | 7 |
| Ray Lewis^* (1996-2006) | 1,395 | 28.0 | 23 | 8 | 12 |
| Bobby Wagner (2012-22) | 1,517 | 29.5 | 13 | 6 | 9 |
| Derrick Brooks^^ (1995-2004) | 1,410 | 13.5 | 21 | 20 | 4 |
| Lavonte David (2012-22) | 1,344 | 29.0 | 12 | 27 | 18 |
| Junior Seau^ (1990-2000) | 1,301 | 44.5 | 13 | 9 | 16 |
| Brian Urlacher^^ (2000-09) | 1,191 | 41.5 | 18 | 9 | 12 |
| Lance Briggs (2003-12) | 1,147 | 15.0 | 15 | 15 | 7 |
| Luke Kuechly*- (2012-19) | 1,092 | 12.5 | 18 | 7 | 8 |
| Patrick Willis- (2007-14) | 950 | 20.5 | 8 | 16 | 5 |

**NUMBERS
NEVER
LIE**

^ Selected to Pro Football Hall of Fame
* Won NFL Defensive Player of the Year in that span.
- Retired after eight seasons.

AN ALL-TIME BUCCANEER

BUCCANEERS ALL-TIME TACKLE LEADERS

| Player (Seasons) | Tackles |
|--|--------------|
| 1. Derrick Brooks (1995-2008) | 2,198 |
| 2. Ronde Barber (1997-2012) | 1,428 |
| 3. Lavonte David (2012-Present) | 1,422 |
| 4. Hardy Nickerson (1993-99) | 1,028 |
| 5. Shelton Quarles (1997-2006) | 985 |

1 OF 4 PLAYERS IN BUCCANEERS HISTORY WITH **1,000+** CAREER TACKLES.

TAMPA BAY ALL-TIME FUMBLE RECOVERIES

| Player (Seasons) | FR |
|--|-----------|
| 1. Lavonte David (2012-Present) | 18 |
| 2. Ronde Barber (1997-2012) | 12 |
| 3t. John Cannon (1982-90) | 11 |
| 3t. Cecil Johnson (1977-85) | 11 |
| 5. Lee Roy Selmon (1976-84) | 10 |

INTERCEPTIONS BY A LB - TEAM HISTORY

| Player (Seasons) | INT |
|--|-----------|
| 1. Derrick Brooks (1995-2008) | 25 |
| 2. Lavonte David (2012-Present) | 12 |
| 3. Dave Lewis (1977-81) | 10 |
| 4t. Cecil Johnson (1977-85) | 9 |
| 4t. Richard Wood (1976-84) | 9 |

174 CAREER GAMES ... THE 5TH-MOST GAMES PLAYED IN FRANCHISE HISTORY.

174 CAREER STARTS ... THE 4TH-MOST STARTS IN FRANCHISE HISTORY.



DEVIN WHITE

NO. 1 IN THE NFL SINCE 2019 INSIDE LINEBACKER SACKS & QB HITS

INSIDE LB QB HITS - SINCE 2019

| Player (Team) | QB Hits |
|----------------------------|-----------|
| 1. Devin White (TB) | 58 |
| 2. Demario Davis (NO) | 45 |
| 3. Patrick Queen (BAL) | 32 |
| 4. Bobby Wagner (SEA) | 30 |
| 5. Foye Oluokun (JAC) | 28 |

INSIDE LB SACKS - SINCE 2019

| Player (Team) | Sacks |
|----------------------------|-------------|
| 1. Devin White (TB) | 21.5 |
| 2. Demario Davis (NO) | 20.5 |
| 3t. Roquan Smith (BAL) | 15.0 |
| 3t. Bobby Wagner (SEA) | 15.0 |
| 5. Patrick Queen (BAL) | 13.5 |

TOTAL TACKLES - SINCE 2019

| Player (Team) | Tackles |
|----------------------------|------------|
| 1. Bobby Wagner (LAR) | 692 |
| 2. Roquan Smith (BAL) | 658 |
| 3. Foye Oluokun (JAC) | 641 |
| 4. Jordan Hicks (MIN) | 593 |
| 5. Fred Warner (SF) | 581 |
| 6. Eric Kendricks (LAC) | 541 |
| 7. Devin White (TB) | 539 |
| 8. Lavonte David (TB) | 538 |
| 9. De'Vondre Campbell (GB) | 511 |
| 10. Demario Davis (NO) | 509 |

FUMBLE RECOVERIES - SINCE 2019

| Player (Team) | FR |
|-----------------------------|----------|
| 1. T.J. Watt (PIT) | 10 |
| 2t. Devin White (TB) | 9 |
| 2t. Vonn Bell (CAR) | 9 |
| 4. Chandler Jones | 8 |
| 5. Three Players Tied | 7 |



GET LIVE 45

THE ONLY PLAYER WITH
**100+ TACKLES AND
9.0+ SACKS IN A SEASON
SINCE 2012. (2020).**

**1 OF 2 PLAYERS WITH
500+ TACKLES,
20.0+ SACKS AND
10+ TAKEAWAYS IN THEIR
FIRST FIVE NFL SEASONS
DATING BACK TO 2000
(BRIAN URLACHER).**

WHITE'S **18 TACKLES VS.
WAS ON 11/14/21 WERE
THE SECOND-MOST BY A
PLAYER WITH MULTIPLE
SACKS IN A GAME DATING
BACK TO 1994.**





ANTOINE WINFIELD JR.



11.0 SACKS

**THE MOST BY
A SAFETY IN
FRANCHISE
HISTORY**

DB SACK LEADERS - SINCE 2020

| Player (Team) | Sacks |
|---|-------------|
| 1. Antoine Winfield Jr. (TB) | 11.0 |
| 2. Jamal Adams (SEA) | 9.5 |
| 3. Donovan Wilson (DAL) | 8.5 |
| 4. Brandon Jones (MIA) | 8.0 |
| 5. Harrison Smith (MIN)/L'Jarius Sneed (KC) | 6.5 |

DB SACK LEADERS - 2022 SEASON

| Player (Team) | Sacks |
|--------------------------------------|------------|
| 1. Donovan Wilson (DAL) | 5.0 |
| 2t. Antoine Winfield Jr. (TB) | 4.0 |
| 2t. Jaquan Brisker (CHI) | 4.0 |
| 2t. Derwin James (LAC) | 4.0 |
| 5. L'Jarius Sneed (KC) | 3.5 |

DB FF LEADERS - SINCE 2020

| Player (Team) | FF |
|--------------------------------------|----------|
| 1. Marlon Humphrey (BAL) | 10 |
| 2t. Antoine Winfield Jr. (TB) | 8 |
| 2t. Josh Norman (BUF) | 8 |
| 2t. Vonn Bell (CAR) | 8 |
| 5. Terrance Mitchell (SF) | 7 |

DB TFL LEADERS - 2022 SEASON

| Player (Team) | TFL |
|--------------------------------------|----------|
| 1. Desmond King (HOU) | 10 |
| 2. Rodney McLeod (CLE) | 8 |
| 3t. Antoine Winfield Jr. (TB) | 7 |
| 3t. Adrian Amos (NYJ) | 7 |
| 3t. Jayron Kearse (DAL) | 7 |
| 3t. Donovan Wilson (DAL) | 7 |

DB QB HIT LEADERS - SINCE 2020

| Player (Team) | QBH |
|-------------------------------------|-----------|
| 1. Jamal Adams (SEA) | 18 |
| 2. Antoine Winfield Jr. (TB) | 16 |
| 3t. Harrison Smith (MIN) | 14 |
| 3t. Donovan Wilson (DAL) | 14 |



TACKLE LEADERS - 2020 DB CLASS

| Player (Team) | Tackles |
|-------------------------------------|------------|
| 1. Kamren Curl (WAS) | 340 |
| 2. Jeremy Chinn (CAR) | 314 |
| 3. Antoine Winfield Jr. (TB) | 308 |
| 4. Kyle Dugger (NE) | 273 |
| 5. L'Jarius Sneed (KC) | 267 |

LOWEST OPP. RECEPTION % - SAFETIES

(Min. 250 Coverage Snaps, per PFF)

| Player (Team) | Opp. Rec. % |
|-------------------------------------|--------------|
| 1. Tashaun Gipson Sr. (SF) | 27.3% |
| 2. Rudy Ford (GB) | 44.4% |
| 3. Antoine Winfield Jr. (TB) | 47.1% |
| 4. Percy Butler (WAS) | 50.0% |
| 5. Justin Reid (KC) | 53.1% |

FORCED INCOMPLETIONS - SAFETIES

| Player (Team) | FI |
|--------------------------------------|----------|
| 1. Reed Blankenship (PHI) | 8 |
| 2. Camryn Bynum (MIN) | 7 |
| 3t. Antoine Winfield Jr. (TB) | 5 |
| 3t. Kamren Curl (WAS) | 5 |

1 OF 3 DEFENSIVE BACKS WITH 5.0+ SACKS, 10+ TAKEAWAYS AND 300+ TACKLES SINCE THE START OF THE 2020 SEASON.

THE LONE DEFENSIVE BACK WITH 10+ SACKS, 5+ FORCED FUMBLES AND 5+ FUMBLE RECOVERIES THROUGH THEIR FIRST FOUR SEASONS (SINCE AT LEAST 2000)

2023 TAMPA BAY BUCCANEERS UNOFFICIAL DEPTH CHART

OFFENSE

| | | |
|--------------------------------|------------------------|--|
| WR 13 Mike Evans | <u>10 Trey Palmer</u> | <u>18 Rakim Jarrett</u> |
| WR 14 Chris Godwin | 83 Deven Thompson | |
| LT 78 Tristan Wirfs | 77 Justin Skule | |
| LG 71 Matt Feiler | 64 Aaron Stinnie | |
| C 70 Robert Hainsey | | |
| RG <u>69 Cody Mauch</u> | 60 Nick Leverett | |
| RT 67 Luke Goedeke | 73 Brandon Walton | |
| TE 88 Cade Otton | 89 David Wells | |
| TE 41 Ko Kieft | <u>87 Payne Durham</u> | |
| QB 6 Baker Mayfield | 2 Kyle Trask | 11 John Wolford |
| RB 1 Rachaad White | 22 Chase Edmonds | 21 Ke'Shawn Vaughn <u>44 Sean Tucker</u> |

DEFENSE

| | | |
|------------------------------------|-------------------------------|-------------------------|
| DL <u>94 Calijah Kancey</u> | 91 Mike Greene | |
| NT 50 Vita Vea | 96 Greg Gaines | |
| DL 90 Logan Hall | 92 William Gholston | |
| OLB 9 Joe Tryon-Shoyinka | <u>0 Yaya Diaby</u> | <u>58 Markees Watts</u> |
| ILB 45 Devin White | 52 K.J. Britt | |
| ILB 54 Lavonte David | <u>8 SirVocea Dennis</u> | |
| OLB 7 Shaquil Barrett | 98 Anthony Nelson | 49 Cam Gill |
| CB 35 Jamel Dean | 27 Zyon McCollum | |
| CB 24 Carlton Davis III | 30 Dee Delaney | <u>32 Josh Hayes</u> |
| S 31 Antoine Winfield Jr. | <u>26 Kaevon Merriweather</u> | |
| S 23 Ryan Neal | <u>29 Christian Izien</u> | |

SPECIALISTS

| | | |
|------------------------------|-----------------------|--|
| P 5 Jake Camarda | | |
| PK 4 Chase McLaughlin | | |
| KO 5 Jake Camarda | | |
| H 5 Jake Camarda | | |
| LS 97 Zach Triner | | |
| PR 83 Deven Thompson | <u>10 Trey Palmer</u> | |
| KR 83 Deven Thompson | 1 Rachaad White | |

Rookies Underlined

2023 TAMPA BAY BUCCANEERS PRONUNCIATION GUIDE

PLAYERS

| | | | |
|--------------------------|----------------|----------------------------|----------------------|
| Jake Camarda | kuh-MARD-uh | Cody Mauch | m(OW)k |
| Lavonte David | luh-VAWN-tay | Chase McLaughlin | mick-LOFF-lin |
| SirVocea Dennis | sir-VAH-see-ay | Kaevon Merriweather | kay-vawn |
| Yaya Diaby | dee-AW-bee | Derrek Pitts (PS) | duh-REEK |
| Silas Dzansi (PS) | JAN-zee | Justin Skule | SCHOOL |
| Matt Feiler | FILE-er | Tanner Taula (PS) | t(OW)la |
| William Gholston | GOAL-ston | Zach Triner | TRINN-er |
| Luke Goedeke | GED-uh-kee | Joe Tryon-Shoyinka | try-on shoh-YEEN-kuh |
| Christian Izien | iz-EE-en | Ke'Shawn Vaughn | KEY-shawn |
| Rakim Jarrett | rah-KIMM | Vita Vea | VEET-uh VAY-uh |
| Calijah Kancey | KAN-see | John Wolford (PS) | WOHL-ferd |
| Ko Kieft | KEEFT | | |

2023 TAMPA BAY BUCCANEERS NUMERICAL ROSTER

(as of 11/6/23)

| No. | Name | Pos. | Ht. | Wt. | Age | NFL Exp. | College | Hometown | How Acq. |
|-----|----------------------|------|------|-----|-----|----------|--------------------|---------------------|---------------|
| 0 | Yaya Diaby | OLB | 6-4 | 270 | 24 | R | Louisville | Atlanta, GA | D3-'23 |
| 1 | Rachaad White | RB | 6-0 | 214 | 24 | 2 | Arizona State | Kansas City, MO | D3-'22 |
| 2 | Kyle Trask | QB | 6-5 | 236 | 25 | 3 | Florida | Manvel, TX | D2-'21 |
| 4 | Chase McLaughlin | K | 6-0 | 190 | 27 | 5 | Illinois | Cypress, TX | UFA (IND)-'23 |
| 5 | Jake Camarda | P | 6-1 | 193 | 24 | 2 | Georgia | Norcross, GA | D4b-'22 |
| 6 | Baker Mayfield | QB | 6-1 | 215 | 28 | 6 | Oklahoma | Austin, TX | UFA (LAR)-'23 |
| 7 | Shaquil Barrett | OLB | 6-2 | 250 | 30 | 10 | Colorado State | Baltimore, MD | UFA (DEN)-'19 |
| 8 | SirVocea Dennis | LB | 6-1 | 230 | 23 | R | Pittsburgh | Syracuse, NY | D5a-'23 |
| 9 | Joe Tryon-Shoyinka | OLB | 6-5 | 259 | 24 | 3 | Washington | Renton, WA | D1-'21 |
| 10 | Trey Palmer | WR | 6-1 | 190 | 22 | R | Nebraska | Kentwood, LA | D6b-'23 |
| 11 | John Wolford | QB | 6-1 | 218 | 28 | 4 | Wake Forest | Jacksonville, FL | UFA (LAR)-'23 |
| 13 | Mike Evans | WR | 6-5 | 231 | 30 | 10 | Texas A&M | Galveston, TX | D1-'14 |
| 14 | Chris Godwin | WR | 6-1 | 209 | 27 | 7 | Penn State | Middletown, DE | D3a-'17 |
| 18 | Rakim Jarrett | WR | 6-0 | 192 | 22 | R | Maryland | Palmer Park, MD | FA-'23 |
| 21 | Ke'Shawn Vaughn | RB | 5-10 | 214 | 26 | 4 | Vanderbilt | Nashville, TN | D3-'20 |
| 22 | Chase Edmonds | RB | 5-9 | 201 | 27 | 6 | Fordham | Harrisburg, PA | UFA (DEN)-'23 |
| 23 | Ryan Neal | S | 6-3 | 200 | 27 | 4 | Southern Illinois | Merrillville, IN | UFA (SEA)-'23 |
| 24 | Carlton Davis III | CB | 6-1 | 206 | 26 | 6 | Auburn | Miami, FL | D2c-'18 |
| 26 | Kaevon Merriweather | S | 6-0 | 212 | 23 | R | Iowa | Belleville, MI | FA-'23 |
| 27 | Zyon McCollum | CB | 6-2 | 199 | 24 | 2 | Sam Houston State | Galveston, TX | D5-'22 |
| 29 | Christian Izien | S | 5-10 | 200 | 23 | R | Rutgers | Far Rockaway, NY | FA-'23 |
| 30 | Dee Delaney | DB | 5-11 | 200 | 28 | 3 | Miami (FL) | Beaufort, SC | FA-'21 |
| 31 | Antoine Winfield Jr. | S | 5-9 | 203 | 25 | 4 | Minnesota | The Woodlands, TX | D2-'20 |
| 32 | Josh Hayes | DB | 6-0 | 190 | 24 | R | Kansas State | Lakeland, FL | D6a-'23 |
| 35 | Jamel Dean | CB | 6-1 | 206 | 27 | 5 | Auburn | Cocoa, FL | D3a-'19 |
| 41 | Ko Kieft | TE | 6-5 | 265 | 25 | 2 | Minnesota | Sioux Center, IA | D6-'22 |
| 44 | Sean Tucker | RB | 5-10 | 205 | 22 | R | Syracuse | Owings Mills, MD | FA-'23 |
| 45 | Devin White | LB | 6-0 | 237 | 25 | 5 | LSU | Springhill, LA | D1-'19 |
| 49 | Cam Gill | OLB | 6-3 | 240 | 25 | 4 | Wagner | Douglasville, GA | FA-'20 |
| 50 | Vita Vea | NT | 6-4 | 347 | 28 | 6 | Washington | Milpitas, CA | D1-'18 |
| 52 | K.J. Britt | LB | 6-0 | 235 | 24 | 3 | Auburn | Oxford, AL | D5-'21 |
| 54 | Lavonte David | LB | 6-1 | 233 | 33 | 12 | Nebraska | Miami, FL | D2-'12 |
| 58 | Markees Watts | OLB | 6-1 | 240 | 23 | R | Charlotte | Lancaster, SC | FA-'23 |
| 60 | Nick Leverett | OL | 6-4 | 310 | 26 | 3 | Rice | Salisbury, NC | FA-'20 |
| 64 | Aaron Stinnie | G | 6-3 | 312 | 29 | 6 | James Madison | Charlottesville, VA | W(TEN)-'19 |
| 67 | Luke Goedeke | T | 6-5 | 312 | 24 | 2 | Central Michigan | Whitelaw, WI | D2b-'22 |
| 69 | Cody Mauch | G | 6-6 | 303 | 24 | R | North Dakota State | Hankinson, ND | D2-'23 |
| 70 | Robert Hainsey | C | 6-4 | 306 | 25 | 3 | Notre Dame | Pittsburgh, PA | D3-'21 |
| 71 | Matt Feiler | G | 6-6 | 330 | 31 | 7 | Bloomsburg | Strasburg, PA | FA-'23 |
| 73 | Brandon Walton | OL | 6-5 | 300 | 25 | 2 | Florida Atlantic | Largo, FL | W(PIT)-'21 |
| 77 | Justin Skule | T | 6-6 | 315 | 26 | 4 | Vanderbilt | Clifton, VA | FA-'22 |
| 78 | Tristan Wirfs | T | 6-5 | 320 | 24 | 4 | Iowa | Mount Vernon, IA | D1-'20 |
| 83 | Deven Thompson | WR | 5-8 | 155 | 23 | 2 | Utah State | Fort Myers, FL | FA-'22 |
| 87 | Payne Durham | TE | 6-5 | 255 | 23 | R | Purdue | Suwanee, GA | D5b-'23 |
| 88 | Cade Otton | TE | 6-5 | 247 | 24 | 2 | Washington | Tumwater, WA | D4a-'22 |
| 89 | David Wells | TE | 6-6 | 260 | 28 | 3 | San Diego State | Clovis, CA | FA-'22 |
| 90 | Logan Hall | DL | 6-6 | 283 | 23 | 2 | Houston | Belton, TX | D2a-'22 |
| 91 | Mike Greene | DL | 6-3 | 293 | 24 | 1 | James Madison | Richmond, VA | FA-'22 |
| 92 | William Gholston | DL | 6-6 | 281 | 32 | 11 | Michigan State | Detroit, MI | D4b-'13 |
| 94 | Calijah Kancey | DL | 6-0 | 280 | 22 | R | Pittsburgh | Miami, FL | D1-'23 |
| 96 | Greg Gaines | DL | 6-1 | 312 | 27 | 5 | Washington | La Habra, CA | UFA (LAR)-'23 |
| 97 | Zach Triner | LS | 6-3 | 245 | 32 | 5 | Assumption | Marshfield, MA | FA-'19 |
| 98 | Anthony Nelson | OLB | 6-7 | 271 | 26 | 5 | Iowa | Urbandale, IA | D4-'19 |

PRACTICE SQUAD

| No. | Name | Pos. | Ht. | Wt. | Age | NFL Exp. | College | Hometown | How Acq. |
|-----|----------------------|------|------|-----|-----|----------|------------------------|---------------------|----------|
| 15 | Richard LeCounte III | S | 5-11 | 196 | 24 | 2 | Georgia | Riceboro, GA | FA-'23 |
| 16 | Keenan Isaac | CB | 6-3 | 190 | 23 | R | Alabama State | Midfield, AL | FA-'23 |
| 19 | David Moore | WR | 6-0 | 219 | 28 | 5 | East Central | Gainesville, TX | FA-'23 |
| 25 | Patrick Laird | RB | 6-1 | 205 | 28 | 4 | California | San Luis Obispo, CA | FA-'22 |
| 28 | Cephus Johnson III | WR | 6-5 | 220 | 23 | R | Southeastern Louisiana | Mobile, AL | FA-'23 |
| 33 | Jose Ramirez | OLB | 6-2 | 252 | 24 | R | Eastern Michigan | Lake Alfred, FL | D6c-'23 |
| 38 | Derrek Pitts Jr. | CB | 6-1 | 193 | 25 | R | North Carolina State | Dunbar, WV | FA-'23 |
| 51 | J.J. Russell | LB | 6-1 | 225 | 25 | 2 | Memphis | Grenada, MS | FA-'22 |
| 56 | Deadrin Senat | DT | 6-1 | 305 | 29 | 5 | USF | Immokalee, FL | FA-'22 |
| 61 | Silas Dzansi | T | 6-5 | 335 | 25 | R | Virginia Tech | Woodbridge, VA | FA-'23 |
| 72 | Luke Haggard | OL | 6-7 | 305 | 23 | R | Indiana | Petaluma, CA | FA-'23 |
| 74 | Logan Stenberg | OL | 6-6 | 315 | 26 | 4 | Kentucky | Madison, AL | FA-'23 |
| 79 | Patrick O'Connor | DL | 6-4 | 270 | 30 | 5 | Eastern Michigan | Chicago, IL | FA-'17 |
| 81 | Ryan Miller | WR | 6-2 | 221 | 23 | R | Furman | Jackson, TN | FA-'23 |
| 84 | Tanner Taula | TE | 6-6 | 255 | 24 | R | Illinois State | Blue Springs, MO | FA-'23 |
| 95 | C.J. Brewer | DL | 6-2 | 290 | 25 | 1 | Coastal Carolina | Bowdon, GA | FA-'23 |

INJURED RESERVE

| No. | Name | Pos. | Ht. | Wt. | Age | NFL Exp. | College | Hometown | How Acq. |
|-----|------------------|------|-----|-----|-----|----------|-----------------------|-----------------|---------------|
| 3 | Russell Gage Jr. | WR | 6-0 | 184 | 27 | 6 | LSU | Baton Rouge, LA | UFA (ATL)-'22 |
| 66 | Ryan Jensen | C | 6-4 | 319 | 32 | 10 | Colorado State-Pueblo | Fort Morgan, CO | UFA (BAL)-'18 |

Head Coach: Todd Bowles

Assistant Coaches: Harold Goodwin (assistant head coach/run game coordinator); Keith Armstrong (special teams coordinator); Dave Canales (offensive coordinator); Larry Foote (inside linebackers/pass game coordinator); Kacy Rodgers (defensive line/run game coordinator); Tim Atkins (assistant secondary); Cory Bichey (assistant strength & conditioning); Mike Chiurco (defensive assistant); George Edwards (outside linebackers); Sarah Evans (senior manager of coaching operations); Joey Fitzgerald (defensive quality control); Joe Gilbert (offensive line); Brad Idzik (wide receivers); Maral Javadifar (director of rehabilitation/performance coach); Rashad Johnson (assistant secondary); Jeff Kastl (offensive quality control); Thaddeus Lewis (quarterbacks); Tom Moore (Senior Offensive Assistant); Skip Peete (running backs); Anthony Piroli (head strength & conditioning); Nick Rapone (safeties); David Raih (offensive analyst); Kevin Ross (cornerbacks); Jordan Somerville (assistant quarterbacks); Keith Tandy (defensive/special teams assistant); John Van Dam (tight ends); Chad Wade (assistant strength & conditioning); DeAndre Ward (assistant strength & conditioning)

2023 TAMPA BAY BUCCANEERS ALPHABETICAL ROSTER

(as of 11/6/23)

| No. | Name | Pos. | Ht. | Wt. | Birthdate | NFL Exp. | College | Hometown | 2023 GP/GS |
|-----|-----------------------|------|------|-----|-----------|----------|--------------------|---------------------|------------|
| 7 | Barrett, Shaquil | OLB | 6-2 | 250 | 11/17/92 | 10 | Colorado State | Baltimore, MD | 8/8 |
| 52 | Britt, K.J. | LB | 6-0 | 235 | 6/4/99 | 3 | Auburn | Oxford, AL | 8/0 |
| 5 | Camarda, Jake | P | 6-1 | 193 | 4/20/99 | 2 | Georgia | Norcross, GA | 8/0 |
| 54 | David, Lavonte | LB | 6-1 | 233 | 1/23/90 | 12 | Nebraska | Miami, FL | 8/8 |
| 24 | Davis III, Carlton | CB | 6-1 | 206 | 12/31/96 | 6 | Auburn | Miami, FL | 6/6 |
| 35 | Dean, Jamel | CB | 6-1 | 206 | 10/15/96 | 5 | Auburn | Cocoa, FL | 7/7 |
| 30 | Delaney, Dee | DB | 5-11 | 200 | 2/20/95 | 3 | Miami | Beaufort, SC | 8/0 |
| 8 | Dennis, SirVocea | LB | 6-1 | 230 | 3/9/00 | R | Pittsburgh | Syracuse, NY | 5/0 |
| 0 | Diaby, Yaya | OLB | 6-4 | 270 | 5/30/99 | R | Louisville | Atlanta, GA | 8/0 |
| 87 | Durham, Payne | TE | 6-5 | 255 | 6/15/00 | R | Purdue | Suwanee, GA | 4/0 |
| 22 | Edmonds, Chase | RB | 5-9 | 201 | 4/13/96 | 6 | Fordham | Harrisburg, PA | 4/0 |
| 13 | Evans, Mike | WR | 6-5 | 231 | 8/21/93 | 10 | Texas A&M | Galveston, TX | 8/8 |
| 71 | Feiler, Matt | G | 6-6 | 330 | 7/7/92 | 7 | Bloomsburg | Strasburg, PA | 6/6 |
| 96 | Gaines, Greg | DL | 6-1 | 312 | 5/6/96 | 5 | Washington | La Habra, CA | 8/1 |
| 92 | Gholston, William | DL | 6-6 | 281 | 7/31/91 | 11 | Michigan State | Detroit, MI | 8/1 |
| 49 | Gill, Cam | OLB | 6-3 | 240 | 12/14/97 | 4 | Wagner | Douglasville, GA | 8/0 |
| 14 | Godwin, Chris | WR | 6-1 | 209 | 2/27/96 | 7 | Penn State | Middletown, DE | 8/8 |
| 67 | Goedeke, Luke | T | 6-5 | 312 | 11/21/98 | 2 | Central Michigan | Whitlaw, WI | 8/8 |
| 91 | Greene, Mike | DL | 6-3 | 293 | 5/3/99 | 1 | James Madison | Richmond, VA | 8/2 |
| 70 | Hainsey, Robert | C | 6-4 | 306 | 8/12/98 | 3 | Notre Dame | Pittsburgh, PA | 8/8 |
| 90 | Hall, Logan | DL | 6-6 | 283 | 4/22/00 | 2 | Houston | Belton, Texas | 7/6 |
| 32 | Hayes, Josh | DB | 6-0 | 190 | 4/24/99 | R | Kansas State | Lakeland, FL | 8/0 |
| 29 | Izien, Christian | S | 5-10 | 200 | 6/8/00 | R | Rutgers | Far Rockaway, NY | 8/2 |
| 18 | Jarrett, Rakim | WR | 6-0 | 192 | 1/24/01 | R | Maryland | Palmer Park, MD | 8/0 |
| 94 | Kancey, Calijah | DL | 6-0 | 280 | 3/1/01 | R | Pittsburgh | Miami, FL | 5/5 |
| 41 | Kieft, Ko | TE | 6-5 | 265 | 1/20/98 | 2 | Minnesota | Sioux Center, IA | 8/5 |
| 60 | Leverett, Nick | OL | 6-4 | 310 | 1/11/97 | 3 | Rice | Salisbury, NC | 2/0 |
| 69 | Mauch, Cody | G | 6-6 | 303 | 1/15/99 | R | North Dakota State | Hankinson, ND | 8/8 |
| 6 | Mayfield, Baker | QB | 6-1 | 215 | 2/24/95 | 6 | Oklahoma | Austin, TX | 8/8 |
| 27 | McCollum, Zyon | CB | 6-2 | 199 | 5/3/99 | 2 | Sam Houston State | Galveston, TX | 8/3 |
| 4 | McLaughlin, Chase | K | 6-0 | 190 | 4/9/96 | 5 | Illinois | Cypress, TX | 8/0 |
| 26 | Merrweather, Kaevon | S | 6-0 | 212 | 12/20/99 | R | Iowa | Belleville, MI | 7/0 |
| 23 | Neal, Ryan | S | 6-3 | 200 | 12/24/95 | 4 | Southern Illinois | Merrillville, IN | 8/8 |
| 98 | Nelson, Anthony | OLB | 6-7 | 271 | 3/4/97 | 5 | Iowa | Urbandale, IA | 7/0 |
| 88 | Otton, Cade | TE | 6-5 | 247 | 4/15/99 | 2 | Washington | Tumwater, WA | 8/8 |
| 10 | Palmer, Trey | WR | 6-1 | 190 | 4/2/01 | R | Nebraska | Kentwood, LA | 8/2 |
| 77 | Skule, Justin | T | 6-6 | 315 | 11/23/96 | 4 | Vanderbilt | Clifton, VA | 8/0 |
| 64 | Stinnie, Aaron | G | 6-3 | 312 | 2/18/94 | 6 | James Madison | Charlottesville, VA | 4/2 |
| 83 | Thompkins, Deven | WR | 5-8 | 155 | 12/23/99 | 2 | Utah State | Fort Myers, FL | 8/1 |
| 2 | Trask, Kyle | QB | 6-5 | 236 | 3/6/98 | 3 | Florida | Manvel, TX | - |
| 97 | Triner, Zach | LS | 6-3 | 245 | 1/30/91 | 5 | Assumption | Marshfield, MA | 8/0 |
| 9 | Tryon-Shoyinka, Joe | OLB | 6-5 | 259 | 4/30/99 | 3 | Washington | Renton, WA | 8/8 |
| 44 | Tucker, Sean | RB | 5-10 | 205 | 10/25/01 | R | Syracuse | Owings Mills, MD | 6/0 |
| 21 | Vaughn, Ke'Shawn | RB | 5-10 | 214 | 5/4/97 | 4 | Vanderbilt | Nashville, TN | 6/0 |
| 50 | Vea, Vita | NT | 6-4 | 347 | 2/5/95 | 6 | Washington | Milpitas, CA | 7/7 |
| 73 | Wallon, Brandon | OL | 6-5 | 300 | 3/18/98 | 2 | Florida Atlantic | Largo, FL | 2/0 |
| 58 | Watts, Markees | OLB | 6-1 | 240 | 12/7/99 | R | Charlotte | Lancaster, SC | - |
| 89 | Wells, David | TE | 6-6 | 260 | 5/2/95 | 3 | San Diego State | Clovis, CA | 4/0 |
| 45 | White, Devin | LB | 6-0 | 237 | 2/17/98 | 5 | LSU | Springhill, LA | 8/8 |
| 1 | White, Rachaad | RB | 6-0 | 214 | 1/12/99 | 2 | Arizona State | Kansas City, MO | 8/8 |
| 31 | Winfield Jr., Antoine | S | 5-9 | 203 | 8/16/98 | 4 | Minnesota | The Woodlands, TX | 8/8 |
| 78 | Wirfs, Tristan | T | 6-5 | 320 | 1/24/99 | 4 | Iowa | Mount Vernon, IA | 8/8 |
| 11 | Wolford, John | QB | 6-1 | 218 | 10/16/95 | 4 | Wake Forest | Jacksonville, FL | - |

PRACTICE SQUAD

| No. | Name | Pos. | Ht. | Wt. | Birthdate | NFL Exp. | College | Hometown | 2023 GP/GS |
|-----|-----------------------|------|------|-----|-----------|----------|------------------------|---------------------|------------|
| 95 | Brewer, C.J. | DL | 6-2 | 290 | 11/22/97 | 1 | Coastal Carolina | Bowdon, GA | - |
| 61 | Dzansi, Silas | T | 6-5 | 335 | 6/13/98 | R | Virginia Tech | Woodbridge, VA | - |
| 72 | Haggard, Luke | OL | 6-7 | 305 | 1/3/00 | R | Indiana | Petaluma, CA | - |
| 16 | Isaac, Keenan | CB | 6-3 | 190 | 2/17/00 | R | Alabama State | Midfield, AL | 1/0 |
| 28 | Johnson III, Cephus | WR | 6-5 | 220 | 9/21/99 | R | Southeastern Louisiana | Mobile, AL | - |
| 25 | Laird, Patrick | RB | 6-1 | 205 | 8/17/95 | 4 | California | San Luis Obispo, CA | - |
| 15 | LeCounte III, Richard | S | 5-11 | 196 | 9/11/98 | 2 | Georgia | Riceboro, GA | - |
| 81 | Miller, Ryan | WR | 6-2 | 221 | 2/20/00 | R | Furman | Jackson, TN | - |
| 19 | Moore, David | WR | 6-0 | 219 | 1/15/95 | 5 | East Central | Gainesville, TX | - |
| 79 | O'Connor, Patrick | DL | 6-4 | 270 | 11/1/93 | 4 | Eastern Michigan | Chicago, IL | 4/0 |
| 38 | Pitts Jr., Derrek | CB | 6-1 | 193 | 8/8/98 | R | North Carolina State | Dunbar, WV | 2/0 |
| 33 | Ramirez, Jose | OLB | 6-2 | 252 | 5/9/99 | R | Eastern Michigan | Lake Alfred, FL | - |
| 51 | Russell, J.J. | LB | 6-1 | 225 | 10/12/98 | 2 | Memphis | Grenada, MS | 3/0 |
| 56 | Senat, Deadrin | DT | 6-1 | 305 | 7/22/94 | 5 | USF | Immokalee, FL | 1/0 |
| 74 | Stenberg, Logan | OL | 6-6 | 315 | 3/18/97 | 4 | Kentucky | Madison, AL | - |
| 84 | Taula, Tanner | TE | 6-6 | 255 | 12/6/98 | R | Illinois State | Blue Springs, MO | - |

INJURED RESERVE

| No. | Name | Pos. | Ht. | Wt. | Birthdate | NFL Exp. | College | Hometown | 2023 GP/GS |
|-----|-------------------|------|-----|-----|-----------|----------|-----------------------|-----------------|------------|
| 3 | Gage Jr., Russell | WR | 6-0 | 184 | 1/22/96 | 6 | LSU | Baton Rouge, LA | - |
| 66 | Jensen, Ryan | C | 6-4 | 319 | 5/27/91 | 10 | Colorado State-Pueblo | Fort Morgan, CO | - |

Head Coach: Todd Bowles

Assistant Coaches: Harold Goodwin (assistant head coach/run game coordinator); Keith Armstrong (special teams coordinator); Dave Canales (offensive coordinator); Larry Foote (inside linebackers/pass game coordinator); Kacy Rodgers (defensive line/run game coordinator); Tim Atkins (assistant secondary); Cory Bichey (assistant strength & conditioning); Mike Churco (defensive assistant); George Edwards (outside linebackers); Sarah Evans (senior manager of coaching operations); Joey Fitzgerald (defensive quality control); Joe Gilbert (offensive line); Brad Idzik (wide receivers); Maral Javadifar (director of rehabilitation/performance coach); Rashad Johnson (assistant secondary); Jeff Kastl (offensive quality control); Thaddeus Lewis (quarterbacks); Tom Moore (Senior Offensive Assistant); Skip Peete (running backs); Anthony Piroli (head strength & conditioning); Nick Rapone (safeties); David Raih (offensive analyst); Kevin Ross (cornerbacks); Jordan Somerville (assistant quarterbacks); Keith Tandy (defensive/special teams assistant); John Van Dam (tight ends); Chad Wade (assistant strength & conditioning); DeAndre Ward (assistant strength & conditioning).

2023 TAMPA BAY BUCCANEERS ROSTER BY POSITION

| (as of 11/6/23) | | | | | | | |
|--------------------------------------|----------------------|------|--------------------|------|-----|-----|----------|
| No. | Name | Pos. | College | Ht. | Wt. | Age | NFL Exp. |
| <u>Defensive Linemen (6)</u> | | | | | | | |
| 96 | Greg Gaines | DL | Washington | 6-1 | 312 | 27 | 5 |
| 92 | William Gholston | DL | Michigan State | 6-6 | 281 | 32 | 11 |
| 91 | Mike Greene | DL | James Madison | 6-3 | 293 | 24 | 1 |
| 90 | Logan Hall | DL | Houston | 6-6 | 283 | 23 | 2 |
| 94 | Calijah Kancey | DL | Pittsburgh | 6-0 | 280 | 22 | R |
| 50 | Vita Vea | NT | Washington | 6-4 | 347 | 28 | 6 |
| <u>Outside Linebacker (6)</u> | | | | | | | |
| 7 | Shaquil Barrett | OLB | Colorado State | 6-2 | 250 | 30 | 10 |
| 0 | Yaya Diaby | OLB | Louisville | 6-4 | 270 | 24 | R |
| 49 | Cam Gill | OLB | Wagner | 6-3 | 240 | 25 | 4 |
| 98 | Anthony Nelson | OLB | Iowa | 6-7 | 271 | 26 | 5 |
| 9 | Joe Tryon-Shoyinka | OLB | Washington | 6-5 | 259 | 24 | 3 |
| 58 | Markees Watts | OLB | Charlotte | 6-1 | 240 | 23 | R |
| <u>Inside Linebacker (4)</u> | | | | | | | |
| 52 | K.J. Britt | LB | Auburn | 6-0 | 235 | 24 | 3 |
| 54 | Lavonte David | LB | Nebraska | 6-1 | 233 | 33 | 12 |
| 8 | SirVocea Dennis | LB | Pittsburgh | 6-1 | 230 | 23 | R |
| 45 | Devin White | LB | LSU | 6-0 | 237 | 25 | 5 |
| <u>Cornerback (5)</u> | | | | | | | |
| 24 | Carlton Davis III | CB | Auburn | 6-1 | 206 | 26 | 6 |
| 35 | Jamel Dean | CB | Auburn | 6-1 | 206 | 27 | 5 |
| 30 | Dee Delaney | CB | Miami (FL) | 5-11 | 200 | 28 | 3 |
| 32 | Josh Hayes | CB | Kansas State | 6-0 | 190 | 24 | R |
| 27 | Zyon McCollum | CB | Sam Houston State | 6-2 | 199 | 24 | 2 |
| <u>Safety (4)</u> | | | | | | | |
| 29 | Christian Izien | S | Rutgers | 5-10 | 200 | 23 | R |
| 26 | Kaevon Merriweather | S | Iowa | 6-0 | 212 | 23 | R |
| 23 | Ryan Neal | S | Southern Illinois | 6-3 | 200 | 27 | 4 |
| 31 | Antoine Winfield Jr. | S | Minnesota | 5-9 | 203 | 25 | 4 |
| <u>Long Snapper (1)</u> | | | | | | | |
| 97 | Zach Triner | LS | Assumption | 6-3 | 245 | 32 | 5 |
| <u>Punter (1)</u> | | | | | | | |
| 5 | Jake Camarda | P | Georgia | 6-1 | 193 | 24 | 2 |
| <u>Kicker (1)</u> | | | | | | | |
| 4 | Chase McLaughlin | K | Illinois | 6-0 | 190 | 27 | 5 |
| <u>Offensive Line (9)</u> | | | | | | | |
| 71 | Matt Feiler | G | Bloomsburg | 6-6 | 330 | 31 | 7 |
| 67 | Luke Goedeke | T | Central Michigan | 6-5 | 312 | 24 | 2 |
| 70 | Robert Hainsey | C | Notre Dame | 6-4 | 306 | 25 | 3 |
| 60 | Nick Leverett | OL | Rice | 6-4 | 310 | 26 | 3 |
| 69 | Cody Mauch | G | North Dakota State | 6-6 | 303 | 23 | R |
| 77 | Justin Skule | T | Vanderbilt | 6-6 | 315 | 26 | 4 |
| 64 | Aaron Stinnie | G | James Madison | 6-6 | 315 | 26 | 6 |
| 73 | Brandon Walton | OL | Florida Atlantic | 6-5 | 300 | 25 | 2 |
| 78 | Tristan Wirfs | T | Iowa | 6-5 | 320 | 24 | 4 |
| <u>Tight End (4)</u> | | | | | | | |
| 87 | Payne Durham | TE | Purdue | 6-5 | 255 | 23 | R |
| 41 | Ko Kieft | TE | Minnesota | 6-5 | 265 | 25 | 2 |
| 88 | Cade Otton | TE | Washington | 6-5 | 247 | 24 | 2 |
| 89 | David Wells | TE | San Diego State | 6-6 | 260 | 28 | 3 |
| <u>Running Back (4)</u> | | | | | | | |
| 22 | Chase Edmonds | RB | Fordham | 5-9 | 201 | 27 | 6 |
| 44 | Sean Tucker | RB | Syracuse | 5-10 | 205 | 22 | R |
| 21 | Ke'Shawn Vaughn | RB | Vanderbilt | 5-10 | 214 | 26 | 4 |
| 1 | Rachaad White | RB | Arizona State | 6-0 | 214 | 24 | 2 |
| <u>Wide Receiver (5)</u> | | | | | | | |
| 13 | Mike Evans | WR | Texas A&M | 6-5 | 231 | 30 | 10 |
| 14 | Chris Godwin | WR | Penn State | 6-1 | 209 | 27 | 7 |
| 18 | Rakim Jarrett | WR | Maryland | 6-0 | 192 | 22 | R |
| 10 | Trey Palmer | WR | Nebraska | 6-1 | 190 | 22 | R |
| 83 | Deven Thompson | WR | Utah State | 5-8 | 155 | 23 | 2 |
| <u>Quarterback (3)</u> | | | | | | | |
| 6 | Baker Mayfield | QB | Oklahoma | 6-1 | 215 | 28 | 6 |
| 2 | Kyle Trask | QB | Florida | 6-5 | 236 | 25 | 2 |
| 11 | John Wolford | QB | Wake Forest | 6-1 | 218 | 28 | 4 |

2023 TAMPA BAY BUCCANEERS BY EXPERIENCE

(as of 11/6/23)

| No. | Name | Pos. | Birthdate | Age | NFL Exp. | College |
|------------------------------|----------------------|------|-----------|-----|----------|--------------------|
| 12th Year (1) | | | | | | |
| 54 | Lavonte David | LB | 1/23/90 | 33 | 12 | Nebraska |
| 11th Year (1) | | | | | | |
| 92 | William Gholston | DL | 7/31/91 | 32 | 11 | Michigan State |
| 10th Year (2) | | | | | | |
| 7 | Shaquil Barrett | OLB | 11/17/92 | 30 | 10 | Colorado State |
| 13 | Mike Evans | WR | 8/21/93 | 30 | 9 | Texas A&M |
| 7th Year (2) | | | | | | |
| 71 | Matt Feiler | G | 7/7/92 | 31 | 7 | Bloomsburg |
| 14 | Chris Godwin | WR | 2/27/96 | 27 | 7 | Penn State |
| 6th Year (5) | | | | | | |
| 24 | Carlton Davis III | CB | 12/31/96 | 26 | 6 | Auburn |
| 22 | Chase Edmonds | RB | 4/13/96 | 27 | 6 | Fordham |
| 6 | Baker Mayfield | QB | 2/14/95 | 28 | 6 | Oklahoma |
| 64 | Aaron Stinnie | G | 2/18/94 | 29 | 6 | James Madison |
| 50 | Vita Vea | NT | 2/5/95 | 28 | 6 | Washington |
| 5th Year (6) | | | | | | |
| 35 | Jamel Dean | CB | 10/15/96 | 27 | 5 | Auburn |
| 96 | Greg Gaines | DL | 5/6/96 | 27 | 5 | Washington |
| 4 | Chase McLaughlin | K | 4/9/96 | 27 | 5 | Illinois |
| 98 | Anthony Nelson | OLB | 3/4/97 | 26 | 5 | Iowa |
| 97 | Zach Triner | LS | 1/30/91 | 32 | 5 | Assumption |
| 45 | Devin White | LB | 2/17/98 | 25 | 5 | LSU |
| 4th Year (7) | | | | | | |
| 49 | Cam Gill | OLB | 12/14/97 | 25 | 4 | Wagner |
| 23 | Ryan Neal | S | 12/24/95 | 27 | 4 | Southern Illinois |
| 77 | Justin Skule | T | 11/23/96 | 26 | 4 | Vanderbilt |
| 21 | Ke'Shawn Vaughn | RB | 5/4/97 | 26 | 4 | Vanderbilt |
| 31 | Antoine Winfield Jr. | S | 8/16/98 | 25 | 4 | Minnesota |
| 78 | Tristan Wirfs | T | 1/24/99 | 24 | 4 | Iowa |
| 11 | John Wolford | QB | 10/16/95 | 28 | 4 | Wake Forest |
| 3rd Year (7) | | | | | | |
| 52 | K.J. Britt | LB | 6/4/99 | 24 | 3 | Auburn |
| 30 | Dee Delaney | DB | 2/20/95 | 28 | 3 | Miami (FL) |
| 70 | Robert Hainsey | C | 8/12/98 | 25 | 3 | Notre Dame |
| 60 | Nick Leverett | OL | 1/11/97 | 26 | 3 | Rice |
| 2 | Kyle Trask | QB | 3/6/98 | 25 | 3 | Florida |
| 9 | Joe Tryon-Shoyinka | OLB | 4/30/99 | 24 | 3 | Washington |
| 89 | David Wells | TE | 5/2/95 | 28 | 3 | San Diego State |
| 2nd Year (9) | | | | | | |
| 5 | Jake Camarda | P | 4/20/99 | 24 | 2 | Georgia |
| 67 | Luke Goedeke | T | 11/21/98 | 24 | 2 | Central Michigan |
| 90 | Logan Hall | DL | 4/22/00 | 23 | 2 | Houston |
| 41 | Ko Kieft | TE | 1/20/98 | 25 | 2 | Minnesota |
| 27 | Zyon McCollum | CB | 5/3/99 | 24 | 2 | Sam Houston State |
| 88 | Cade Otton | TE | 4/15/99 | 24 | 2 | Washington |
| 83 | Deven Thompson | WR | 12/23/99 | 23 | 2 | Utah State |
| 73 | Brandon Walton | OL | 3/18/98 | 25 | 2 | Florida Atlantic |
| 1 | Rachaad White | RB | 1/12/99 | 24 | 2 | Arizona State |
| Rookies/1st Year (13) | | | | | | |
| 8 | SirVocea Dennis | LB | 3/9/00 | 23 | R | Pittsburgh |
| 0 | Yaya Diaby | OLB | 5/30/99 | 24 | R | Louisville |
| 87 | Payne Durham | TE | 6/15/00 | 23 | R | Purdue |
| 91 | Mike Greene | DL | 5/3/99 | 24 | 1 | James Madison |
| 32 | Josh Hayes | DB | 4/24/99 | 24 | R | Kansas State |
| 29 | Christian Izien | S | 6/8/00 | 23 | R | Rutgers |
| 18 | Rakim Jarrett | WR | 1/24/01 | 22 | R | Maryland |
| 94 | Calijah Kancey | DL | 3/1/01 | 22 | R | Pittsburgh |
| 69 | Cody Mauch | G | 11/15/99 | 23 | R | North Dakota State |
| 26 | Kaevon Merriweather | S | 12/20/99 | 23 | R | Iowa |
| 10 | Trey Palmer | WR | 4/2/01 | 22 | R | Nebraska |
| 44 | Sean Tucker | RB | 10/25/01 | 22 | R | Syracuse |
| 58 | Markees Watts | OLB | 12/7/99 | 23 | R | Charlotte |

2023 TAMPA BAY BUCCANEERS - HOW THEY WERE BUILT

| | <u>DRAFT</u> | <u>TRADES</u> | <u>WAIVERS</u> | <u>FREE AGENTS</u> |
|------|--|---------------|----------------------|--|
| 2012 | Lavonte David (2) | | | |
| 2013 | William Gholston (4b) | | | |
| 2014 | Mike Evans (1) | | | |
| 2015 | | | | |
| 2016 | | | | |
| 2017 | Chris Godwin (3a) | | | |
| 2018 | Vita Vea (1) Carlton Davis III (2c) | | | Ryan Jensen (BAL) |
| 2019 | Devin White (1) Jamel Dean (3a) Anthony Nelson (4) | | Aaron Stinnie (TEN) | Shaquil Barrett (DEN) Zach Triner |
| 2020 | Tristan Wirfs (1) Antoine Winfield Jr. (2) Ke'Shawn Vaughn (3) | | | Cam Gill Nick Leverett |
| 2021 | Joe Tryon-Shoyinka (1) Kyle Trask (2) Robert Hainsey (3) K.J. Britt (5) | | Brandon Walton (PIT) | Dee Delaney |
| 2022 | Logan Hall (2a) Luke Goedeke (2b) Rachaad White (3) Cade Otton (4a) Jake Camarda (4b) Zyon McCollum (5) Ko Kieft (6) | | | Russell Gage Jr. (ATL) Mike Greene Justin Skule Deven Thompson David Wells |
| 2023 | Calijah Kancey (1) Cody Mauch (2) Yaya Diaby (3) SirVocea Dennis (5a) Payne Durham (5b) Josh Hayes (6a) Trey Palmer (6b) | | | Chase Edmonds (DEN) Matt Feiler Greg Gaines (LAR) Christian Izien Rakim Jarrett Baker Mayfield (LAR) Chase McLaughlin (IND) Kaeon Merriweather Ryan Neal (SEA) Sean Tucker Markees Watts John Wolford (LAR) |

2023 PLAYTIME PERCENTAGES - OFFENSE

| OFFENSE | @MIN | CHI | PHI | @NO | DET | ATL | @BUF | @HOU | TEN | @SF | @IND | CAR | @ATL | @GB | JAC | NO | @CAR | PLAYS | PCT |
|-------------|------|-----|-----|-----|-----|-----|------|------|-----|-----|------|-----|------|-----|-----|----|------|-------|-----|
| TOTAL PLAYS | 68 | 71 | 47 | 71 | 56 | 73 | 68 | 66 | | | | | | | | | | 520 | |

QUARTERBACKS

| | | | | | | | | | | | | | | | | | | | |
|----------|----|----|----|----|----|----|----|----|--|--|--|--|--|--|--|--|--|-----|------|
| Mayfield | 68 | 71 | 47 | 71 | 56 | 73 | 68 | 66 | | | | | | | | | | 520 | 100% |
|----------|----|----|----|----|----|----|----|----|--|--|--|--|--|--|--|--|--|-----|------|

RUNNING BACKS

| | | | | | | | | | | | | | | | | | | | |
|------------|----|----|----|----|----|----|----|----|--|--|--|--|--|--|--|--|--|-----|-----|
| R. White | 54 | 51 | 43 | 50 | 44 | 55 | 56 | 53 | | | | | | | | | | 406 | 78% |
| K. Vaughn | IA | IA | 0 | 21 | 12 | 18 | 4 | 5 | | | | | | | | | | 60 | 16% |
| C. Edmonds | 8 | 3 | IR | IR | IR | IR | 8 | 8 | | | | | | | | | | 27 | 10% |
| S. Tucker | 10 | 17 | 4 | 0 | 0 | 0 | IA | IA | | | | | | | | | | 31 | 8% |

TIGHT ENDS

| | | | | | | | | | | | | | | | | | | | |
|--------|----|----|----|----|----|----|----|----|--|--|--|--|--|--|--|--|--|-----|-----|
| Ottom | 66 | 69 | 43 | 71 | 54 | 70 | 66 | 66 | | | | | | | | | | 505 | 97% |
| Kieft | 32 | 18 | 10 | 15 | 14 | 12 | 6 | 10 | | | | | | | | | | 117 | 23% |
| Durham | IA | IA | IA | IA | 6 | 15 | 8 | 10 | | | | | | | | | | 39 | 15% |
| Wells | 8 | 18 | 5 | 8 | IA | IA | IA | IA | | | | | | | | | | 39 | 15% |

WIDE RECEIVERS

| | | | | | | | | | | | | | | | | | | | |
|-----------|----|----|----|----|----|----|----|----|--|--|--|--|--|--|--|--|--|-----|-----|
| Godwin | 58 | 53 | 41 | 53 | 47 | 51 | 58 | 58 | | | | | | | | | | 419 | 81% |
| Evans | 57 | 43 | 38 | 26 | 45 | 57 | 58 | 55 | | | | | | | | | | 379 | 73% |
| Palmer | 23 | 35 | 34 | 53 | 37 | 47 | 55 | 48 | | | | | | | | | | 332 | 64% |
| Thompkins | 18 | 32 | 10 | 45 | 14 | 19 | 11 | 9 | | | | | | | | | | 158 | 30% |
| Jarrett | 6 | 16 | 6 | 13 | 7 | 21 | 10 | 8 | | | | | | | | | | 87 | 17% |

OFFENSIVE LINE

| | | | | | | | | | | | | | | | | | | | |
|----------|-----|-----|----|-----|-----|----|----|----|--|--|--|--|--|--|--|--|--|-----|------|
| Wirfs | 68 | 71 | 47 | 71 | 56 | 73 | 68 | 66 | | | | | | | | | | 520 | 100% |
| Heinsey | 68 | 71 | 47 | 71 | 56 | 73 | 68 | 66 | | | | | | | | | | 520 | 100% |
| Mauch | 68 | 71 | 47 | 71 | 56 | 73 | 68 | 66 | | | | | | | | | | 520 | 100% |
| Goedekte | 68 | 71 | 47 | 71 | 56 | 73 | 68 | 66 | | | | | | | | | | 520 | 100% |
| Feiler | 68 | 71 | 47 | 71 | 56 | 73 | IA | IA | | | | | | | | | | 386 | 100% |
| Stirnle | DNP | DNP | 1 | DNP | DNP | 0 | 68 | 66 | | | | | | | | | | 135 | 53% |

KEY

- DNP= Did Not Play
- IA= Inactive
- IR= Injured Reserve
- IR/DR= Injured Reserve/Designated to Return
- N/A= Not With Team
- PS= Practice Squad
- PUP= Reserve/Physically Unable to Perform
- R/S= Reserve/Suspended List
- WI_ =With Other Team

2023 PLAYTIME PERCENTAGES - DEFENSE

| DEFENSE | @MIN | CHI | PHI | @NO | DET | ATL | @BUF | @HOU | TEN | @SF | @IND | CAR | @ATL | @GB | JAC | NO | @CAR | PLAYS | PCT |
|------------------------|------|-----|-----|-----|-----|-----|------|------|-----|-----|------|-----|------|-----|-----|----|------|-------|------|
| TOTAL PLAYS | 64 | 53 | 80 | 65 | 70 | 65 | 69 | 72 | | | | | | | | | | 538 | |
| DEFENSIVE LINE | | | | | | | | | | | | | | | | | | | |
| Vea | 38 | 34 | 43 | 44 | 44 | 36 | IA | 50 | | | | | | | | | | 289 | 62% |
| Kanczy | 11 | IA | IA | IA | 40 | 40 | 41 | 59 | | | | | | | | | | 191 | 56% |
| Hall | 40 | 34 | 49 | 41 | 33 | 43 | 18 | IA | | | | | | | | | | 258 | 55% |
| Games | 26 | 19 | 42 | 25 | 24 | 31 | 48 | 23 | | | | | | | | | | 238 | 44% |
| Greene | 30 | 25 | 33 | 24 | 16 | 6 | 10 | 9 | | | | | | | | | | 153 | 28% |
| Gholston | 11 | 7 | 36 | 14 | 15 | 15 | 18 | 29 | | | | | | | | | | 145 | 27% |
| O'Connor | PS | 0 | 5 | 0 | IA | IA | IA | 2 | | | | | | | | | | 7 | 3% |
| LINEBACKERS | | | | | | | | | | | | | | | | | | | |
| David | 61 | 53 | 80 | 65 | 70 | 65 | 69 | 71 | | | | | | | | | | 534 | 99% |
| D. White | 63 | 53 | 76 | 65 | 70 | 65 | 69 | 72 | | | | | | | | | | 533 | 99% |
| Barrett | 39 | 28 | 46 | 43 | 45 | 43 | 45 | 56 | | | | | | | | | | 345 | 64% |
| Tryon-Shoyinka | 39 | 28 | 50 | 43 | 51 | 45 | 39 | 48 | | | | | | | | | | 343 | 64% |
| Nelson | 25 | 24 | 33 | 21 | IA | 19 | 25 | 24 | | | | | | | | | | 171 | 37% |
| Diaby | 26 | 23 | 25 | 21 | 30 | 20 | 24 | 17 | | | | | | | | | | 186 | 35% |
| Gill | 0 | 3 | 0 | 2 | 16 | 1 | 5 | 0 | | | | | | | | | | 27 | 5% |
| Britt | 2 | 0 | 4 | 0 | 0 | 0 | 0 | 1 | | | | | | | | | | 7 | 1% |
| Dennis | 3 | IA | IA | IA | 0 | 1 | 0 | 1 | | | | | | | | | | 5 | 1% |
| DEFENSIVE BACKS | | | | | | | | | | | | | | | | | | | |
| Davis III | 64 | IA | IA | 65 | 70 | 65 | 69 | 72 | | | | | | | | | | 405 | 100% |
| Winfield Jr. | 63 | 53 | 80 | 65 | 70 | 64 | 69 | 72 | | | | | | | | | | 536 | 100% |
| Dean | 64 | 52 | 38 | IA | 70 | 64 | 69 | 10 | | | | | | | | | | 366 | 77% |
| Neal | 64 | 53 | 79 | 2 | 67 | 60 | 69 | 20 | | | | | | | | | | 414 | 77% |
| Izien | 36 | 40 | 39 | 47 | 37 | 23 | 63 | 46 | | | | | | | | | | 331 | 62% |
| McCollum | 0 | 53 | 80 | 65 | 2 | 9 | 0 | 62 | | | | | | | | | | 271 | 50% |
| Delaney | 0 | 1 | 24 | 63 | 0 | 0 | 0 | 48 | | | | | | | | | | 136 | 25% |
| Pitts | IA | 0 | 18 | IA | IA | IA | N/A | PS | | | | | | | | | | 18 | 14% |

N/A= Not With Team
 PS= Practice Squad
 PUP= Reserve/Physically Unable to Perform
 R/S= Reserve/Suspended List
 R/CE=Reserve/Commissioner's Exempt List
 W/_ =With Other Team

TAMPA BAY BUCCANEERS' 2023 PERSONNEL LOG

(By Date)

January 17 – Signed T **Dylan Cook**, DB **Don Gardner**, WR **Kaylon Geiger Sr.**, DL **Mike Greene**, T **Grant Hermanns**, RB **Patrick Laird**, DB **Duron Lowe**, DL **Willington Previlon**, OLB **Hamilcar Rashed Jr.**, T **Justin Skule**, OLB **Charles Snowden**, S **Nolan Turner** and TE **David Wells** to future contracts.

January 18 – Signed OL **Michael Niese** and LB **J.J. Russell** to future contracts.

January 19 – Parted ways with Offensive Coordinator **Byron Leftwich**, Specialists Coach **Chris Boniol**, Wide Receivers Coach **Kevin Garver**, Assistant Defensive Line Coach **Lori Locust** and Running Backs Coach **Todd McNair**. Announced the retirement of Quarterbacks Coach **Clyde Christensen**, Senior Offensive Assistant **Rick Christophel** and Outside Linebackers Coach **Bob Sanders**.

January 23 – Signed TE **Dominique Dafney** to a future contract.

January 25 – Signed K **Jake Verity** to a future contract.

February 16 – Named **Dave Canales** as offensive coordinator.

February 27 – Named **George Edwards** as outside linebackers coach, **Brad Idzik** as wide receivers coach, **Skip Peete** as running backs coach. Promoted **Thaddeus Lewis** to quarterbacks coach.

March 7 – Released T **Donovan Smith**.

March 15 – Re-signed CB **Jamel Dean**. Traded G **Shaq Mason** and a 2023 seventh-round draft pick to Houston for a 2023 sixth-round draft pick. Re-signed G **Aaron Stinnie**.

March 16 – Re-signed OLB **Anthony Nelson**.

March 17 – Signed QB **Baker Mayfield**. Released TE **Cameron Brate** and RB **Leonard Fournette**.

March 20 – Re-signed OLB **Cam Gill** and DL **Patrick O'Connor**. Signed RB **Chase Edmonds**.

March 23 – Re-signed LB **Lavonte David**. Signed DL **Greg Gaines**. Released K **Ryan Succop**.

March 28 – Re-signed DL **Deadrin Senat**.

March 30 – Signed K **Chase McLaughlin**.

April 5 – Named **David Raih** as offensive analyst and **Jordan Somerville** as assistant quarterbacks coach.

April 6 – Signed S **Ryan Neal**.

April 17 – Signed OL **Matt Feiler**.

April 26 – Exercised the fifth-year contract option on T **Tristan Wirfs**.

May 9 – Signed QB **John Wolford**.

May 12 – Signed LB **Jeremy Banks**, WR **Taye Barber**, LB **Brandon Bouyer-Randle**, RB **Ronnie Brown Jr.**, LS **Evan Deckers**, OL **Silas Dzansi**, OL **Luke Haggard**, CB **Keenan Isaac**, S **Christian Izien**, WR **Rakim Jarrett**, OLB **Nelson Mbanasor**, S **Kaevon Merriweather**, WR **Ryan Miller**, OL **Chris Murray**, OL **Raiqwon O’Neal**, CB **Derrek Pitts Jr.**, TE **Tanner Taula** and WR **Kade Warner**.

May 13 – Signed RB **Sean Tucker**.

May 15 – Signed WR **David Moore**, OLB **Markees Watts** and S **Kedrick Whitehead Jr.** Waived T **Dylan Cook** and OLB **Nelson Mbanasor**.

May 16 – Signed DL **C.J. Brewer**.

June 8 – Signed LB **SirVocea Dennis**, TE **Payne Durham**, DB **Josh Hayes**, WR **Trey Palmer** and OLB **Jose Ramirez**. Waived K **Jake Verity**.

June 14 – Signed DL **Calijah Kancey** and OLB **Yaya Diaby**.

June 15 – Signed K **Rodrigo Blankenship**.

June 29 – Promoted **Mike Greenberg** and **John Spytek** to assistant general managers. Promoted **Jackie Davidson** to Vice President of Football Research. Promoted **Shane Scannell** to Director of Pro Scouting.

July 24 – Signed G **Cody Mauch**. Waived LB **Jeremy Banks**.

July 25 – Re-Signed DL **William Gholston**.

August 8 – Signed S **Avery Young**. Waived T **Grant Hermanns**.

August 13 – Signed WR **Cephus Johnson**. Waived DB **Duron Lowe**.

August 20 – Claimed CB **Rodarius Williams** off waivers from the N.Y. Giants. Placed WR **Russell Gage** on Injured Reserve.

August 21 – Waived K **Rodrigo Blankenship**.

August 22 – Signed S **Richard LeCounte III**.

August 29 – Placed C **Ryan Jensen** on Injured Reserve. Waived WR **Taye Barber**, LB **Brandon Bouyer-Randle**, DL **C.J. Brewer**, RB **Ronnie Brown**, LS **Evan Deckers**, OL **Silas Dzansi**, WR **Kaylon Geiger Sr.**, OL **Luke Haggard**, CB **Keenan Isaac**, WR **Cephus Johnson III**, S **Richard Lecounte III**, WR **Ryan Miller**, OL **John Molchon**, OL **Michael Niese**, OL **Raiqwon O’Neal**, DL **Willington Previlon**, OLB **Jose Ramirez**, OLB **Hamilcar Rashed Jr.**, LB **J.J. Russell**, OLB **Charles Snowden**, TE **Tanner Taula**, S **Nolan Turner**, WR **Kade Warner**, CB **Rodarius Williams** and S **Avery Young**. Waived (Injured) TE **Dominique Dafney**, **Don Gardner** and **Kedrick Whitehead Jr.** Released CB **Anthony Chesley**, LB **Ulysees Gilbert III**, RB **Patrick Laird**, WR **David Moore**, DL **Patrick O’Connor**, DL **Deadrin Senat** and QB **John Wolford**. Waived (Failure to Disclose Physical Condition) OL **Chris Murray**.

August 30 – Signed LB **Brandon Bouyer-Randle**, DL **C.J. Brewer**, OL **Silas Dzansi**, OL **Luke Haggard**, CB **Keenan Isaac**, WR **Cephus Johnson III**, S **Richard Lecounte III**, WR **Ryan Miller**, WR **David Moore**, OL **Raiqwon O’Neal**, OLB **Jose Ramirez**, LB **J.J. Russell**, TE **Tanner Taula** and QB **John Wolford** to the practice squad.

August 31 – Signed RB **Patrick Laird** and DL **Patrick O’Connor** to the practice squad.

September 13 – Signed OL **John Molchon** to the practice squad after OL **Raiqwon O’Neal** was signed from Tampa Bay’s practice squad by the Seattle Seahawks.

September 18 – Released OL **John Molchon** from the practice squad.

September 20 – Placed RB **Chase Edmonds** on Injured Reserve. Promoted DL **Pat O’Connor** from the practice squad to the active roster. Signed DT **Deadrin Senat** and OL **Logan Stenberg** to the practice squad.

October 25 – Waived CB **Derrek Pitts Jr.** Activated RB **Chase Edmonds** from Injured Reserve.

October 30 – Released LB **Brandon Bouyer-Randle** from the practice squad. Signed CB **Derrek Pitts Jr.** to the practice squad.

October 31 – Signed QB **John Wolford** to the active roster from the practice squad. Released DL **Patrick O’Connor**.

November 1 – Signed DL **Patrick O’Connor** to the practice squad.

TAMPA BAY BUCCANEERS' 2023 PERSONNEL LOG

(By Player and Coach)

Banks, Jeremy..... **LB**
May 12 Signed contract
July 24 Waived

Barber, Taye **WR**
May 12 Signed contract
Aug. 29 Waived

Blankenship, Rodrigo **K**
June 15 Signed contract
Aug. 21 Waived

Boniol, Chris..... **Coach**
Jan. 19 Relieved of duties

Bouyer-Randle, Brandon..... **LB**
May 12 Signed contract
Aug. 29 Waived
Aug. 30 Signed to practice squad
Oct. 30 Released from practice squad

Brate, Cameron..... **TE**
March 17 Released

Brewer, C.J...... **DL**
May 16 Signed contract
Aug. 29 Waived

Brown Jr., Ronnie..... **RB**
May 12 Signed contract
Aug. 29 Waived

Canales, Dave **Coach**
Feb. 16 Named Offensive Coordinator

Chesley, Anthony **CB**
Aug. 29 Released

Christensen, Clyde..... **Coach**
Jan. 19 Retired

Christophel, Rick..... **Coach**
Jan. 19 Retired

Cook, Dylan..... **T**
Jan. 17 Signed to future contract
May 15 Waived

Dafney, Dominique..... **TE**
Jan. 23 Signed to future contract
Aug. 29 Waived (Injured)

David, Lavonte..... **LB**
March 23 Re-signed

Davidson, Jackie **Personnel**
June 29 Promoted to Vice President of Football Research

Dean, Jamel **CB**
March 15 Re-signed

Deckers, Evan..... **LS**
May 12 Signed contract
Aug. 29 Waived

Dennis, SirVocea..... **LB**
June 8 Signed contract

Diaby, Yaya **OLB**
June 14 Signed contract

Durham, Payne **TE**
June 8 Signed contract

Dzansi, Silas **OL**
May 12 Signed contract
Aug. 29 Waived
Aug. 30 Signed to practice squad

Edmonds, Chase **RB**
 March 20 Signed contract
 Sept. 20 Placed on Injured Reserve
 Oct. 25 Activated from Injured Reserve
Edwards, George **Coach**
 Feb. 27 Named Outside Linebackers Coach
Feiler, Matt **OL**
 April 17 Signed contract
Fournette, Leonard **RB**
 March 17 Released
Gage, Russell **WR**
 Aug. 20 Placed on Injured Reserve
Gaines, Greg **DL**
 March 23 Signed contract
Gardner, Don **CB**
 Jan. 17 Signed to future contract
 Aug. 29 Waived (Injured)
Garver, Kevin **Coach**
 Jan. 19 Relieved of duties
Geiger Sr., Kaylon **WR**
 Jan. 17 Signed to future contract
 Aug. 29 Waived
Gholston, William **DL**
 July 25 Re-signed
Gilbert III, Ulysees **LB**
 Aug. 29 Released
Gill, Cam **OLB**
 March 20 Re-signed
Greenberg, Mike **Personnel**
 June 29 Promoted to Assistant General Manager
Greene, Mike **DL**
 Jan. 17 Signed to future contract
Haggard, Luke **OL**
 May 12 Signed contract
 Aug. 29 Waived
 Aug. 30 Signed to practice squad
Hayes, Josh **DB**
 June 8 Signed contract
Hermanns, Grant **T**
 Jan. 17 Signed to future contract
 Aug. 7 Waived
Idzik, Brad **Coach**
 Feb. 27 Named Wide Receivers Coach
Isaac, Keenan **CB**
 May 12 Signed contract
 Aug. 29 Waived
 Aug. 30 Signed to practice squad
Izien, Christian **S**
 May 12 Signed contract
Jarrett, Rakim **WR**
 May 12 Signed contract
Jensen, Ryan **C**
 Aug. 29 Placed on Injured Reserve
Johnson III, Cephus **WR**
 Aug. 13 Signed contract
 Aug. 29 Waived
 Aug. 30 Signed to practice squad
Kancey, Calijah **DL**
 June 14 Signed contract

Laird, Patrick..... **RB**
 Jan. 17 Signed to future contract
 Aug. 29 Released
 Aug. 31 Signed to practice squad
LeCounte III, Richard **S**
 Aug. 22 Signed
 Aug. 29 Waived
 Aug. 30 Signed to practice squad
Leftwich, Byron **Coach**
 Jan. 19 Relieved of duties
Lewis, Thaddeus **Coach**
 Feb. 27 Promoted to Quarterbacks Coach
Locust, Lori..... **Coach**
 Jan. 19 Relieved of duties
Lowe, Duron..... **CB**
 Jan. 17 Signed to future contract
 Aug. 13 Waived
Mason, Shaq **G**
 March 15 Traded to Houston
Mauch, Cody **G**
 July 24 Signed contract
Mayfield, Baker **QB**
 March 17 Signed contract
Mbanasor, Nelson **OLB**
 May 12 Signed contract
 May 15 Waived
McLaughlin, Chase..... **K**
 March 30 Signed contract
McNair, Todd..... **Coach**
 Jan. 19 Relieved of duties
Merriweather, Kaevon **S**
 May 12 Signed contract
Miller, Ryan **WR**
 May 12 Signed contract
 Aug. 29 Waived
 Aug. 30 Signed to practice squad
Molchon, John..... **OL**
 Sept. 13 Signed to the practice squad
 Sept. 18 Released from the practice squad
Moore, David..... **WR**
 May 15 Signed contract
 Aug. 29 Released
 Aug. 30 Signed to practice squad
Murray, Chris **OL**
 May 12 Signed contract
 Aug. 29 Waived (Failure to Disclose Physical Condition)
Neal, Ryan..... **S**
 April 6 Signed contract
Nelson, Anthony..... **OLB**
 March 16 Re-signed
Niese, Michael **OL**
 Jan. 18 Signed to future contract
 Aug. 29 Waived
O'Connor, Pat **DL**
 March 20 Re-signed
 Aug. 29 Released
 Aug. 31 Signed to practice squad
 Sept. 20 Promoted to active roster
 Oct. 31 Released
 Nov. 1 Signed to practice squad

O'Neal, Raiqwon..... **OL**
 May 12 Signed contract
 Aug. 29 Waived
 Aug. 30 Signed to practice squad
 Sept. 13 Signed to the active roster by the Seattle Seahawks

Palmer, Trey..... **WR**
 June 8 Signed contract

Peete, Skip **Coach**
 Feb. 27 Named Running Backs Coach

Pitts Jr., Derrek..... **CB**
 May 12 Signed contract
 Oct. 25 Waived
 Oct. 30 Signed to practice squad

Previlon, Willington..... **DL**
 Jan. 17 Signed to future contract
 Aug. 29 Waived

Raih, David..... **Coach**
 April 5 Named Senior Offensive Analyst

Ramirez, Jose **OLB**
 June 8 Signed contract
 Aug. 29 Waived
 Aug. 30 Signed to practice squad

Rashed Jr., Hamilcar..... **OLB**
 Jan. 17 Signed to future contract
 Aug. 29 Waived

Russell, J.J. **LB**
 Jan. 18 Signed to future contract
 Aug. 29 Waived
 Aug. 30 Signed to practice squad

Sanders, Bob **Coach**
 Jan. 19 Retired

Scannell, Shane..... **Personnel**
 June 29 Promoted to Director of Pro Scouting

Senat, Deadrin **DT**
 March 28 Re-signed
 Aug. 29 Released
 Sept. 20 Signed to practice squad

Skule, Justin **T**
 Jan. 17 Signed to future contract

Smith, Donovan **T**
 March 7 Released

Snowden, Charles **OLB**
 Jan. 17 Signed to future contract
 Aug. 29 Waived

Somerville, Jordan **Coach**
 April 5 Named Assistant Quarterbacks Coach

Spytek, John **Personnel**
 June 29 Promoted to Assistant General Manager

Stenberg, Logan..... **OL**
 Sept. 20 Signed to practice squad

Stinnie, Aaron **G**
 March 15 Re-signed

Succop, Ryan..... **K**
 March 23 Released

Taula, Tanner..... **TE**
 May 12 Signed contract
 Aug. 29 Waived
 Aug. 30 Signed to practice squad

Tucker, Sean..... **RB**
 May 13 Signed contract

Turner, Nolan **S**
 Jan. 17 Signed to future contract
 Aug. 29 Waived
Verity, Jake **K**
 Jan. 25 Signed to future contract
 June 8 Waived
Warner, Kade **WR**
 May 12 Signed contract
 Aug. 29 Waived
Watts, Markees **OLB**
 May 15 Signed contract
Wells, David **TE**
 Jan. 17 Signed to future contract
Whitehead Jr., Kedrick **S**
 May 15 Signed contract
Williams, Rodarius **CB**
 Aug. 20 Claimed off waivers from NYG
Wirfs, Tristan **T**
 April 26 Exercised fifth-year contract option
Wolford, John **QB**
 May 9 Signed contract
 Aug. 29 Released
 Aug. 30 Signed to practice squad
 Oct. 31 Signed to active roster
Young, Avery **S**
 Aug. 8 Signed contract

2023 TAMPA BAY BUCCANEERS REGULAR SEASON STATISTICS

| 2023 RECORD - | | | | WON: 3 | LOST: 5 |
|----------------|---|-------|--|------------------|---------|
| Aug 11 | L | 17-27 | | PITTSBURGH | 63,829 |
| Aug 19 | W | 13-6 | | at N.Y. Jets | 71,023 |
| Aug 26 | W | 26-20 | | BALTIMORE | 64,225 |
| <hr/> | | | | | |
| Sept 10 | W | 20-17 | | at Minnesota | 66,741 |
| Sept 17 | W | 27-17 | | CHICAGO | 62,976 |
| Sept 25 | L | 11-25 | | PHILADELPHIA | 65,426 |
| Oct 1 | W | 26-9 | | at New Orleans | 70,003 |
| -- bye week -- | | | | | |
| Oct 15 | L | 6-20 | | DETROIT | 65,854 |
| Oct 22 | L | 13-16 | | ATLANTA | 62,620 |
| Oct 26 | L | 18-24 | | at Buffalo | 70,416 |
| Nov 5 | L | 37-39 | | at Houston | 70,785 |
| Nov 12 | | | | TENNESSEE | |
| Nov 19 | | | | at San Francisco | |
| Nov 26 | | | | at Indianapolis | |
| Dec 3 | | | | CAROLINA | |
| Dec 10 | | | | at Atlanta | |
| Dec 17 | | | | at Green Bay | |
| Dec 24 | | | | JACKSONVILLE | |
| Dec 31 | | | | NEW ORLEANS | |
| Jan 6-7 | | | | at Carolina | |

| | BUCCANEERS | OPPONENTS |
|----------------------|------------|-----------|
| TOTAL FIRST DOWNS | 140 | 165 |
| Rushing | 33 | 45 |
| Passing | 87 | 109 |
| Penalty | 20 | 11 |
| 3rd Down: Made/Att. | 42/109 | 52/110 |
| 3rd Down Pct. | 38.5% | 48.2% |
| 4th Down: Made/Att. | 6/8 | 4/7 |
| 4th Down Pct. | 75.0% | 57.1% |
| POSSESSION AVG. | 28:58 | 31:02 |
| TOTAL NET YARDS | 2420 | 2978 |
| Avg. Per Game | 302.5 | 372.3 |
| Total Plays | 491 | 516 |
| Avg. Per Play | 4.9 | 5.8 |
| NET YARDS RUSHING | 626 | 743 |
| Avg. Per Game | 78.3 | 92.9 |
| Total Rushes | 201 | 195 |
| NET YARDS PASSING | 1794 | 2235 |
| Avg. Per Game | 224.3 | 279.4 |
| Sacked/Yards Lost | 13/71 | 21/134 |
| Gross Yards | 1865 | 2369 |
| Att./Completions | 277/179 | 300/206 |
| Completion Pct. | 64.6% | 68.7% |
| Had Intercepted | 4 | 7 |
| PUNTS/AVERAGE | 37/52.3 | 29/46.8 |
| NET PUNTING AVERAGE | 43.6 | 43.1 |
| PENALTIES/YARDS | 59/447 | 53/441 |
| FUMBLES/FUMBLES LOST | 10/3 | 12/8 |
| TOUCHDOWNS | 16 | 17 |
| Rushing | 3 | 4 |
| Passing | 12 | 13 |
| Returns | 1 | 0 |

| SCORE BY QUARTERS | 1 | 2 | 3 | 4 | OT | TOTAL |
|-------------------|----|----|----|----|----|-------|
| BUCCANEERS | 23 | 57 | 23 | 55 | 0 | 158 |
| OPPONENTS | 33 | 50 | 41 | 43 | 0 | 167 |

| SCORING | TD | R | P | Rt | PAT | 2P | FG | S | PTS |
|------------|----|---|----|----|-------|-----|-------|---|-----|
| McLaughlin | 0 | 0 | 0 | 0 | 13/13 | 0 | 15/17 | 0 | 58 |
| Evans | 5 | 0 | 5 | 0 | 0/0 | 0 | 0/0 | 0 | 30 |
| Otton | 3 | 0 | 3 | 0 | 0/0 | 1 | 0/0 | 0 | 20 |
| White, R. | 3 | 3 | 0 | 0 | 0/0 | 0 | 0/0 | 0 | 18 |
| Palmer | 2 | 0 | 2 | 0 | 0/0 | 0 | 0/0 | 0 | 12 |
| Godwin | 1 | 0 | 1 | 0 | 0/0 | 1 | 0/0 | 0 | 8 |
| Barrett | 1 | 0 | 0 | 1 | 0/0 | 0 | 0/0 | 0 | 6 |
| Thompkins | 1 | 0 | 1 | 0 | 0/0 | 0 | 0/0 | 0 | 6 |
| BUCCANEERS | 16 | 3 | 12 | 1 | 13/13 | 2-3 | 15/17 | 0 | 158 |
| OPPONENTS | 17 | 4 | 13 | 0 | 13/13 | 1-4 | 16/17 | 0 | 167 |

SACKS: Vea 3.5, Barrett 3.0, Tryon-Shoyinka 3.0, David 2.0, Kancey 2.0, Nelson 2.0, Winfield 2.0, Diaby 1.0, Gill 1.0, White 1.0, Hall 0.5. **Buccaneers 21.0, Opponents 13.0.**

FUM/LOST: Mayfield 3/0, Thompkins 3/1, Otton 1/1, Palmer 1/0, Wells 1/0, R. White 1/1.

| RUSHING | No | Yds | Avg | Lg | TD |
|------------|-----|-----|------|----|----|
| White, R. | 112 | 378 | 3.4 | 16 | 3 |
| Mayfield | 35 | 122 | 3.5 | 31 | 0 |
| Vaughn | 24 | 42 | 1.8 | 9 | 0 |
| Thompkins | 3 | 27 | 9.0 | 11 | 0 |
| Tucker | 15 | 23 | 1.5 | 7 | 0 |
| Edmonds | 10 | 20 | 2.0 | 14 | 0 |
| Godwin | 1 | 14 | 14.0 | 14 | 0 |
| Jarrett | 1 | 0 | 0.0 | 0 | 0 |
| BUCCANEERS | 201 | 626 | 3.1 | 31 | 3 |
| OPPONENTS | 195 | 743 | 3.8 | 29 | 4 |

| RECEIVING | No | Yds | Avg | Lg | TD |
|------------|-----|------|------|-----|----|
| Godwin | 40 | 468 | 11.7 | 42 | 1 |
| Evans | 37 | 594 | 16.1 | 70 | 5 |
| White, R. | 33 | 279 | 8.5 | 33 | 0 |
| Otton | 28 | 244 | 8.7 | 24 | 3 |
| Palmer | 15 | 167 | 11.1 | 26 | 2 |
| Thompkins | 13 | 73 | 5.6 | 26 | 1 |
| Jarrett | 3 | 19 | 6.3 | 9 | 0 |
| Edmonds | 3 | 15 | 5.0 | 9 | 0 |
| Tucker | 2 | 9 | 4.5 | 6 | 0 |
| Vaughn | 2 | 2 | 1.0 | 3 | 0 |
| Wells | 2 | -10 | -5.0 | 1 | 0 |
| Durham | 1 | 8 | 8.0 | 8 | 0 |
| Hainsey | 0 | -3 | 0.0 | -3 | 0 |
| BUCCANEERS | 179 | 1865 | 10.4 | 70 | 12 |
| OPPONENTS | 206 | 2369 | 11.5 | 75t | 13 |

| INTERCEPTIONS | No | Yds | Avg | Lg | TD |
|---------------|----|-----|------|----|----|
| Izien | 2 | 18 | 9.0 | 14 | 0 |
| Delaney | 2 | 4 | 2.0 | 4 | 0 |
| White, D. | 1 | 26 | 26.0 | 26 | 0 |
| Barrett | 1 | 4 | 4.0 | 4 | 1 |
| Gholston | 1 | 0 | 0.0 | 0 | 0 |
| BUCCANEERS | 7 | 52 | 7.4 | 26 | 1 |
| OPPONENTS | 4 | 4 | 1.0 | 4 | 0 |

| PUNTING | No | Yds | Avg | Net | TB | In20 | Lg | Bk |
|------------|----|------|------|------|----|------|----|----|
| Camarda | 37 | 1934 | 52.3 | 43.6 | 4 | 17 | 74 | 0 |
| BUCCANEERS | 37 | 1934 | 52.3 | 43.6 | 4 | 17 | 74 | 0 |
| OPPONENTS | 29 | 1357 | 46.8 | 43.1 | 2 | 10 | 62 | 0 |

| PUNT RETURNS | Ret | FC | Yds | Avg | Lg | TD |
|--------------|-----|----|-----|------|----|----|
| Thompkins | 12 | 7 | 68 | 5.7 | 16 | 0 |
| BUCCANEERS | 12 | 7 | 68 | 5.7 | 16 | 0 |
| OPPONENTS | 18 | 4 | 242 | 13.4 | 52 | 0 |

| KICKOFF RETURNS | Ret | Yds | Avg | Lg | TD |
|-----------------|-----|-----|------|----|----|
| Thompkins | 11 | 226 | 20.5 | 32 | 0 |
| BUCCANEERS | 11 | 226 | 20.5 | 32 | 0 |
| OPPONENTS | 12 | 225 | 18.8 | 30 | 0 |

| FIELD GOALS | 1-19 | 20-29 | 30-39 | 40-49 | 50+ | Lg |
|-------------|------|-------|-------|-------|-----|----|
| McLaughlin | 0/0 | 4/4 | 6/6 | 1/2 | 4/5 | 57 |
| BUCCANEERS | 0/0 | 4/4 | 6/6 | 1/2 | 4/5 | 57 |
| OPPONENTS | 0/0 | 4/4 | 7/7 | 2/2 | 3/4 | 52 |

McLaughlin: (36G, 57G) (26G, 40B, 25G) (33G) (51G, 28G) (33G, 36G) (24G, 36G) (50B, 57G) (35G, 49G, 55G)

OPPONENTS: (25G) (52G) (36G, 38G, 26G) (37G, 32G, 44G) (30G, 52WR, 36G) (24G, 41G, 51G) (37G) (50G, 29G)

| PASSING | Att | Comp | Yds | Cmp% | Yds/Att | TD | TD% | INT | INT% | Lg | Sack/Lost | Rating |
|------------|-----|------|------|------|---------|----|-----|-----|------|-----|-----------|--------|
| Mayfield | 276 | 179 | 1865 | 64.9 | 6.76 | 12 | 4.3 | 4 | 1.4 | 70 | 13/71 | 92.7 |
| Godwin | 1 | 0 | 0 | 0.0 | 0.00 | 0 | 0.0 | 0 | 0.0 | 0 | 0/0 | 39.6 |
| BUCCANEERS | 277 | 179 | 1865 | 64.6 | 6.73 | 12 | 4.3 | 4 | 1.4 | 70 | 13/71 | 92.4 |
| OPPONENTS | 300 | 206 | 2369 | 68.7 | 7.90 | 13 | 4.3 | 7 | 2.3 | 75t | 21/134 | 96.9 |

2023 BUCCANEERS REGULAR SEASON DEFENSIVE STATISTICS

| Player | Tackles | | | TFL | Sacks | | | Interceptions | | | | Fumbles | | | |
|----------------------|------------|------------|------------|-----------|-------------|------------|-----------|---------------|-----------|----------|-----------|----------|----------|----------|----------|
| | Solo | Ast. | Total | | Sack | Yds | QBH | INT | Yds | TD | PD | FF | FR | Yds | TD |
| Lavonte David | 48 | 30 | 78 | 9 | 2.0 | 14.0 | 2 | - | - | - | 2 | 1 | - | - | - |
| Ryan Neal | 37 | 20 | 57 | 2 | - | - | - | - | - | - | - | - | - | - | - |
| Devin White | 31 | 25 | 56 | 2 | 1.0 | 7.0 | 3 | 1 | 26 | 0 | 2 | - | - | - | - |
| Antoine Winfield Jr. | 27 | 22 | 49 | 2 | 2.0 | 14.0 | 3 | - | - | - | 6 | 3 | 3 | 0 | 0 |
| Jamel Dean | 33 | 7 | 40 | - | - | - | - | - | - | - | 2 | - | 1 | 7 | 0 |
| Christian Izien | 22 | 9 | 31 | 2 | - | - | - | 2 | 18 | 0 | 2 | - | - | - | - |
| Shaquil Barrett | 20 | 8 | 28 | 1 | 3.0 | 12.0 | 6 | 1 | 4 | 1 | 2 | 2 | - | - | - |
| Carlton Davis | 20 | 6 | 26 | - | - | - | - | - | - | - | 4 | - | - | - | - |
| Vita Vea | 17 | 8 | 25 | 5 | 3.5 | 21.5 | 6 | - | - | - | - | 2 | - | - | - |
| Joe Tryon-Shoyinka | 17 | 6 | 23 | 5 | 3.0 | 21.0 | 5 | - | - | - | 1 | - | 1 | 0 | 0 |
| Zyon McCollum | 16 | 5 | 21 | - | - | - | - | - | - | - | 2 | - | - | - | - |
| Greg Gaines | 3 | 11 | 14 | - | - | - | 4 | - | - | - | 2 | - | - | - | - |
| Anthony Nelson | 8 | 5 | 13 | 3 | 2.0 | 16.0 | 4 | - | - | - | - | - | - | - | - |
| Will Gholston | 7 | 4 | 11 | - | - | - | - | 1 | 0 | 0 | 2 | - | - | - | - |
| Yaya Diaby | 5 | 4 | 9 | 2 | 1.0 | 2.0 | 1 | - | - | - | - | - | 1 | 0 | 0 |
| Calijah Kancey | 5 | 3 | 8 | 4 | 2.0 | 18.0 | 5 | - | - | - | - | - | - | - | - |
| Dee Delaney | 5 | 2 | 7 | - | - | - | - | 2 | 4 | 0 | 2 | - | - | - | - |
| Logan Hall | 4 | 3 | 7 | 1 | 0.5 | 1.5 | 1 | - | - | - | 1 | - | 1 | 0 | 0 |
| Cam Gill | 2 | 2 | 4 | - | 1.0 | 7.0 | 1 | - | - | - | - | 1 | - | - | - |
| Mike Greene | 2 | 2 | 4 | - | - | - | - | - | - | - | - | - | - | - | - |
| Derrek Pitts | 1 | 0 | 1 | - | - | - | - | - | - | - | - | - | - | - | - |
| Deadrin Senat | 1 | 0 | 1 | - | - | - | - | - | - | - | - | - | - | - | - |
| Totals | 331 | 182 | 513 | 38 | 21.0 | ### | 41 | 7 | 52 | 1 | 30 | 9 | 7 | 7 | 0 |

2023 REGULAR SEASON SPECIAL TEAMS STATISTICS

| Player | Tackles | | | Fumbles | | |
|---------------------|-----------|----------|-----------|----------|----------|----------|
| | Solo | Ast. | Total | FF | FR | TD |
| K.J. Britt | 6 | 1 | 7 | - | - | - |
| Josh Hayes | 6 | 1 | 7 | - | - | - |
| Kaevon Merriweather | 3 | 0 | 3 | - | - | - |
| Cam Gill | 1 | 2 | 3 | - | - | - |
| Ko Kieft | 1 | 2 | 3 | - | - | - |
| SirVocea Dennis | 2 | 0 | 2 | - | - | - |
| Zyon McCollum | 2 | 0 | 2 | - | - | - |
| Christian Izien | 1 | 1 | 2 | - | - | - |
| Rakim Jarrett | 1 | 0 | 1 | - | - | - |
| Ryan Neal | 1 | 0 | 1 | - | - | - |
| Derrek Pitts | 1 | 0 | 1 | - | - | - |
| Zach Triner | 1 | 0 | 1 | - | - | - |
| Sean Tucker | 1 | 0 | 1 | - | - | - |
| J.J. Russell | 0 | 1 | 1 | - | - | - |
| Totals | 27 | 8 | 35 | 0 | 0 | 0 |

| Blocked Kicks | | | |
|---------------|----|-----|------|
| | FG | PAT | Punt |
| Totals | 0 | 0 | 0 |

| Own Fumbles | | | | |
|-----------------|-------|------|----|-----|
| | Total | Lost | OR | OOB |
| Baker Mayfield | 3 | 0 | 3 | 0 |
| Cade Otton | 1 | 1 | 0 | 0 |
| Trey Palmer | 1 | 0 | 1 | 0 |
| Deven Thompkins | 3 | 1 | 1 | 1 |
| David Wells | 1 | 0 | 1 | 0 |
| Rachaad White | 1 | 1 | 0 | 0 |
| Totals | 10 | 3 | 6 | 1 |

| Miscellaneous Tackles/FRs | | | | |
|---------------------------|------|-----|----|----|
| | SOLO | AST | FF | FR |
| Mike Evans | 0 | 0 | 0 | 1 |
| Matt Feiler | 1 | 0 | 0 | 0 |
| Chris Godwin | 1 | 0 | 0 | 0 |
| Robert Hainsey | 0 | 0 | 0 | 1 |
| Baker Mayfield | 0 | 0 | 0 | 3 |
| Deven Thompkins | 1 | 0 | 0 | 0 |
| Rachaad White | 1 | 0 | 0 | 0 |
| Tristan Wirfs | 1 | 0 | 0 | 0 |
| Totals | 5 | 0 | 0 | 5 |

Return Touchdowns

4-yard interception return by Shaquil Barrett, vs. Chicago, 9/17/23

Safeties

THE LAST TIME

(Regular Season Only, * Denotes Only Time Accomplished)

--- INDIVIDUAL ---

100 YARDS RUSHING

By Buccaneers --- 105 by Rachaad White, vs. Seattle, 11/13/22

By Opponents --- 130 by D'Andre Swift, vs. Philadelphia, 9/25/23

TWO 100-YARD RUSHERS IN SAME GAME

By Buccaneers --- 128 by Mike Alstott and 115 by Warrick Dunn, vs. Minnesota, 11/1/98 *

By Opponents --- 152 by DeAngelo Williams and 110 by Jonathan Stewart, vs. Carolina, 10/18/09

150 YARDS RUSHING

By Buccaneers --- 192 by Ronald Jones, at Carolina, 11/15/20

By Opponents --- 159 by Ezekiel Elliott, at Dallas, 12/18/16

200 YARDS RUSHING

By Buccaneers --- 235 by Doug Martin, at Philadelphia, 11/22/15

By Opponents --- 215 by Barry Sanders, vs. Detroit, 10/12/97

300 YARDS PASSING

By Buccaneers --- 317 by Baker Mayfield, vs. Chicago, 9/17/23

By Opponents --- 470 by C.J. Stroud, at Houston, 11/5/23

400 YARDS PASSING

By Buccaneers --- 423 by Tom Brady, vs. Carolina, 1/1/23

By Opponents --- 470 by C.J. Stroud, at Houston, 11/5/23

100 YARDS RECEIVING

By Buccaneers --- 114 by Chris Godwin, at New Orleans, 10/1/23

By Opponents --- 153 by Noah Brown, 130 by Dalton Schultz and 114 by Tank Dell, at Houston, 11/5/23

TWO 100-YARD RECEIVERS IN SAME GAME

By Buccaneers --- 207 by Mike Evans and 120 by Chris Godwin, vs. Carolina, 1/1/23

By Opponents --- 153 by Noah Brown, 130 by Dalton Schultz and 114 by Tank Dell, at Houston, 11/5/23

150 YARDS RECEIVING

By Buccaneers --- 171 by Mike Evans, vs. Chicago, 9/17/23

By Opponents --- 153 by Noah Brown, at Houston, 11/5/23

200 YARDS RECEIVING

By Buccaneers --- 207 by Mike Evans, vs. Carolina, 1/1/23

By Opponents --- 163 by Calvin Ridley, at Atlanta, 12/20/20

THE LAST TIME (cont.)

10 OR MORE RECEPTIONS

By Buccaneers --- 10 by Mike Evans, vs. Carolina, 1/1/23
By Opponents --- 10 by Dalton Schultz, at Houston, 11/5/23

FIVE TOUCHDOWN PASSES

By Buccaneers --- Tom Brady, vs. Miami, 10/10/21
By Opponents --- C.J. Stroud, at Houston, 11/5/23

FOUR TOUCHDOWN PASSES

By Buccaneers --- Tom Brady, at Atlanta, 12/5/21
By Opponents --- C.J. Stroud (5), at Houston, 11/5/23

THREE TOUCHDOWN PASSES

By Buccaneers --- Baker Mayfield, at New Orleans, 10/1/23
By Opponents --- C.J. Stroud (3), at Houston, 11/5/23

FOUR TOUCHDOWN RECEPTIONS

By Buccaneers --- Jimmie Giles, at Miami, 10/20/85 *
By Opponents --- Jerry Rice, vs. San Francisco, 11/14/93

THREE TOUCHDOWN RECEPTIONS

By Buccaneers --- Mike Evans, vs. Carolina, 1/1/23
By Opponents --- Tyreek Hill, vs. Kansas City, 11/29/20

TWO TOUCHDOWN RECEPTIONS

By Buccaneers --- Cade Otton, at Houston, 11/5/23
By Opponents --- Tank Dell, at Houston, 11/5/23

THREE RUSHING TOUCHDOWNS

By Buccaneers --- Leonard Fournette, at Indianapolis, 11/28/21
By Opponents --- Cam Newton, vs. Carolina, 12/4/11

TWO RUSHING TOUCHDOWNS

By Buccaneers --- Rachaad White, at Houston, 11/5/23
By Opponents --- Antonio Gibson, at Washington, 11/14/21

ONE RUSHING TOUCHDOWN AND ONE RECEIVING TOUCHDOWN

By Buccaneers --- Leonard Fournette, vs. Atlanta, 10/9/22
By Opponents --- Christian McCaffrey, at San Francisco, 12/11/22

FOUR FIELD GOALS

By Buccaneers --- Ryan Succop, at Arizona, 12/25/22
By Opponents --- Younghoe Koo (5), vs. Atlanta, 12/29/19

THE LAST TIME (cont.)

THREE FIELD GOALS

By Buccaneers --- Chase McLaughlin, at Houston, 11/5/23
By Opponents --- Younghoe Koo, vs. Atlanta, 10/22/23

TWO INTERCEPTIONS

By Buccaneers --- Jamel Dean, at New Orleans, 9/18/22
By Opponents --- Marco Wilson, at Arizona, 12/25/22

TWO SACKS

By Buccaneers --- Vita Vea, at New Orleans, 10/1/23
By Opponents --- Justin Houston, vs. Baltimore, 10/27/23

THREE SACKS

By Buccaneers --- Devin White, at Atlanta, 12/20/20
By Opponents --- Mario Addison, at Carolina, 11/4/18

RUN OF 25 OR MORE YARDS

By Buccaneers --- 31 by Baker Mayfield, vs. Atlanta, 10/22/23
By Opponents --- 29 and 26 by D'Andre Swift, vs. Philadelphia, 9/25/23

RUN OF 50 OR MORE YARDS

By Buccaneers --- 55t by Ke'Shawn Vaughn, at Carolina, 12/26/21
By Opponents --- 60 by D'Onta Foreman, at Carolina, 10/23/22

RECEPTION OF 50 OR MORE YARDS

By Buccaneers --- 53 by Mike Evans, at Houston, 11/5/23
By Opponents --- 75t by Noah Brown, at Houston, 11/5/23

RECEPTION OF 75 OR MORE YARDS

By Buccaneers --- 75t by DeSean Jackson, at L.A. Rams, 9/26/21
By Opponents --- 75t by Noah Brown, at Houston, 11/5/23

FIELD GOAL OF 50 OR MORE YARDS

By Buccaneers --- 55 by Chase McLaughlin, at Houston, 11/5/23
By Opponents --- 50 by Ka'imi Fairbairn, at Houston, 11/5/23

PUNT OF 70 OR MORE YARDS

By Buccaneers --- 73 by Jake Camarda, vs. Philadelphia, 9/25/23
By Opponents --- 79 by Britton Colquitt, vs. Cleveland, 10/21/18

KICKOFF RETURNED FOR A TOUCHDOWN

By Buccaneers --- 89 yards by Micheal Spurlock, at Atlanta, 11/7/10
By Opponents --- 106 yards by Alvin Kamara, vs. New Orleans, 12/31/17

THE LAST TIME (cont.)

PUNT RETURNED FOR A TOUCHDOWN

By Buccaneers --- 77 yards by Micheal Spurlock, at New Orleans, 12/27/09

By Opponents --- 74 yards by Jamal Agnew, at Detroit, 12/26/20

INTERCEPTION RETURNED FOR A TOUCHDOWN

By Buccaneers --- 4 yards by Shaquil Barrett, vs. Chicago, 9/17/23

By Opponents --- 3 yards by Marlon Davidson, at Atlanta, 12/5/21

FUMBLE RETURNED FOR A TOUCHDOWN

By Buccaneers --- 91 yards by Devin White, vs. Atlanta, 12/29/19

By Opponents --- 69 yards by Jaylon Smith, at Dallas, 12/23/18

BLOCKED PUNT

By Buccaneers --- Patrick O'Connor, at Detroit (Sam Martin), 9/27/20

By Opponents --- Taysom Hill, vs. New Orleans (Bryan Anger), 12/9/18

BLOCKED PUNT RETURNED FOR A TOUCHDOWN

By Buccaneers --- 29 yards by Adam Hayward, vs. San Diego, 11/11/12

By Opponents --- 7 yards by Justin Hardee, at New Orleans, 11/5/17

BLOCKED FIELD GOAL

By Buccaneers --- Patrick O'Connor, vs. Baltimore, 10/27/23

By Opponents --- Shaq Lawson, at Buffalo, 10/26/23

BLOCKED FIELD GOAL RETURNED FOR A TOUCHDOWN

By Buccaneers --- 53 yards by Donnie Abraham, at Minnesota (Gary Anderson kick blocked by Warren Sapp), 10/9/00

By Opponents --- NONE

BLOCKED PAT

By Buccaneers --- Will Gholston, at Carolina, 12/24/17

By Opponents --- Bravion Roy, at Carolina, 11/15/20

MISSED PAT

By Buccaneers --- Ryan Succop, vs. Carolina, 1/1/23

By Opponents --- Brian Johnson, at New Orleans, 10/31/21

TWO-POINT CONVERSION

By Buccaneers --- Baker-Mayfield-Cade Otton pass, at Buffalo, 10/26/23

By Opponents --- C.J. Stroud run, at Houston, 11/5/23

SAFETY

By Buccaneers --- Shaquil Barrett (tackled Jeff Driskel in end zone), at Denver, 9/27/20

By Opponents --- Nicholas Morrow (tackle Rachaad White in end zone), vs. Philadelphia, 9/25/23

THE LAST TIME (cont.)

-- TEAM --

SCORED 40 OR MORE POINTS

By Buccaneers --- Tampa Bay 41, Carolina 17, 1/9/22

By Opponents --- Kansas City 41, Tampa Bay 31, 10/2/22

WON BY 20 OR MORE POINTS

By Buccaneers --- Tampa Bay 41, Carolina 17, 1/9/22

By Opponents --- San Francisco 35, Tampa Bay 7, 12/11/22

WON GAME AFTER TRAILING BY 10 OR MORE POINTS

By Buccaneers --- Tampa Bay 30, Carolina 24 (after down 14-0), 1/1/23

By Opponents --- Houston 39, Tampa Bay 37 (after down 20-10), 11/5/23

WON GAME IN OVERTIME

By Buccaneers --- Tampa Bay 19, Arizona 16 (Succop 40 FG), 12/25/22

By Opponents --- Cleveland 23, Tampa Bay 17 (N.Chubb 3 run), 11/27/22

WON GAME IN LAST MINUTE OF REGULATION

By Buccaneers --- Tampa Bay 16, L.A. Rams 13 (Cade Otton 1 rec.,
0:09 left), 11/6/22

By Opponents --- Houston 39, Tampa Bay 37 (Tank Dell 15 rec.
0:06 left), 11/5/23

WON GAME ON NATIONAL TV

By Buccaneers --- Tampa Bay 19, Arizona 16 (NBC Sunday Night), 12/25/22

By Opponents --- Philadelphia 25, Tampa Bay 11 (ESPN Monday Night), 9/25/23

WON BY SHUTOUT

By Buccaneers --- Tampa Bay 21, San Francisco 0, 11/31/10

By Opponents --- New Orleans 9, Tampa Bay 0, 12/19/21

500 OR MORE TOTAL NET YARDS OF OFFENSE

By Buccaneers --- 558, vs. Miami, 10/10/21

By Opponents --- 543, vs. Kansas City, 11/29/20

400 OR MORE TOTAL NET YARDS OF OFFENSE

By Buccaneers --- 437, vs. Chicago, 9/17/23

By Opponents --- 496, at Houston, 11/5/23

200 OR MORE RUSHING YARDS

By Buccaneers --- 210, at Carolina, 11/15/20

By Opponents --- 201, vs. Philadelphia, 9/25/23

150 OR MORE RUSHING YARDS

By Buccaneers --- 161, vs. Seattle, 11/13/22

By Opponents --- 156, vs. Atlanta, 10/22/23

THE LAST TIME (cont.)

400 OR MORE NET YARDS PASSING

By Buccaneers --- 411, vs. Carolina, 1/1/23
By Opponents --- 443, at Houston, 11/5/23

300 OR MORE NET YARDS PASSING

By Buccaneers --- 317, vs. Chicago, 9/17/23
By Opponents --- 443, at Houston, 11/5/23

OPPONENTS HELD TO LESS THAN 200 YARDS OF NET OFFENSE

By Buccaneers --- 197, at New Orleans, 10/1/23
By Opponents --- 187, at Carolina, 11/15/20

OPPONENTS HELD TO LESS THAN 100 NET PASSING YARDS

By Buccaneers --- 77, at Green Bay, 12/3/17
By Opponents --- 97, vs. New Orleans, 12/28/14

OPPONENTS HELD TO LESS THAN 50 RUSHING YARDS

By Buccaneers --- 40, vs. Detroit, 10/15/23
By Opponents --- 46, vs. Detroit, 10/15/23

SUCCESSFUL ONSIDE KICK

By Buccaneers --- vs. Atlanta (recovered at TB 47 by Russell Shepard), 11/17/13
By Opponents --- at Washington (recovered at WR 49 by Trent Robinson), 10/25/15

FORCED FOUR TURNOVERS

By Buccaneers --- at New Orleans - 5 (2 fumbles, 3 interceptions), 9/18/22
By Opponents --- at Dallas (2 fumbles, 2 interceptions), 9/9/21

FORCED FIVE TURNOVERS

By Buccaneers --- at New Orleans (2 fumbles, 3 interceptions), 9/18/22
By Opponents --- vs. Cincinnati (2 fumbles, 2 interceptions), 12/18/22

FORCED SIX TURNOVERS

By Buccaneers --- vs. Washington (4 fumbles, 2 interceptions), 11/25/07
By Opponents --- vs. Carolina (7- 2 fumbles, 5 interceptions), 10/13/19

RECOVERED THREE OPPONENT FUMBLES

By Buccaneers --- vs. Atlanta, 10/22/23
By Opponents --- at Carolina, 12/24/17

INTERCEPTED THREE PASSES

By Buccaneers --- at New Orleans, 9/18/22
By Opponents --- vs. New Orleans, 11/8/20