

#26 ANDREW ADAMS

SAFETY

HT: 5-11 WT: 204

DOB: 10/28/92

NFL: 6TH YEAR

ACQ: FA, 2018

COLLEGE: CONNECTICUT



ACQUIRED BY BUCS:

- X Signed to Tampa Bay's practice squad on September 2, 2021. Promoted to the active roster on September 13, 2021.

ORIGINALLY ENTERED NFL:

- X Originally entered the league as a college free agent with the New York Giants on May 6, 2016.

CAREER HIGHLIGHTS:

- X Super Bowl LV Champion.
- X Spent time with the New York Giants from 2016-17 and with the Detroit Lions (2019 offseason) and Philadelphia Eagles (2021 offseason).
- X Has played in 81 career regular season games, with 32 starts, totaling 160 tackles (six for loss), six interceptions, 19 passes defended, two forced fumbles, and one fumble recovery, while adding 15 special teams tackles.
- X Has played in four career postseason games, with one start, recording five tackles, one pass defended and one special teams tackle.
- X Tied a Buccaneers record with three interceptions in a win vs. Carolina (12/2/18). Became the third Tampa Bay player (four times) to record three interceptions in one game. Joins Kevin Byard as the only players to record at least three interceptions in a single game from 2012-2020.

- X Notched first career forced fumble at San Francisco (11/12/17).
- X Tallied a career-high in tackles (nine) vs. Philadelphia (11/6/16), while also recording his first career interception.
- X Recovered first career fumble against Baltimore (10/16/16).
- X Made first career start at Minnesota (10/3/16).
- X Made NFL debut against Washington (9/25/16).

2021 HIGHLIGHTS:

- X Spent the offseason with the Philadelphia Eagles before being signed to Tampa Bay's practice squad following the conclusion of the preseason.
- X Elevated from the practice squad against Dallas (9/9). Registered three tackles, including a third-down tackle for loss on the Buccaneers three-yard line to help force a Cowboys field goal attempt.
- X Saw time on special teams in Week 2 against Atlanta (9/19).
- X Notched a special teams tackle on kickoff coverage at L.A. Rams (9/23).
- X Played on special teams in Weeks 4-6.
- X Registered three tackles in a 38-3 win against Chicago (10/24).
- X Tallied two special teams tackles against New Orleans (10/31), one on kickoff coverage and one on punt coverage.
- X Inactive at Washington (11/14).

MOST INTERCEPTIONS IN A SINGLE GAME (TEAM HISTORY)

Name	Date-Opponent	INT
S Andrew Adams	12/2/18 vs. Carolina	3
CB Ronde Barber	12/23/02 vs. New Orleans	3
CB Ronde Barber	12/4/05 at New Orleans	3
CB Aqib Talib	10/4/09 at Washington	3

COLLEGE/PERSONAL:

X Played in 44 games with 33 starts at Connecticut, totaling 263 tackles, 15 passes defensed and nine interceptions.

X A native of Fayetteville, Georgia, he played at Woodward Academy in College Park, Georgia.

X In 2020, supported United Way of Southwest Louisiana as part of the NFL's My Cause, My Cleats initiative.

ADAMS' CAREER STATISTICS

Year	Team	Tackles						INT				Fumbles			ST Tackles				
		GP	GS	T	S	A	Sk	Yds	No	Yds	Lg	TD	PD	FF	FR	Yds	T	S	A
2016	N.Y. Giants	14	13	45	31	14	0.0	0.0	1	19	19	0	5	1	0	0	1	0	1
2017	N.Y. Giants	16	4	28	28	0	0.0	0.0	0	0	0	2	0	0	0	6	6	0	
2018	Tampa Bay	13	4	36	27	9	0.0	0.0	4	34	16	0	9	0	0	2	2	0	
2019	Tampa Bay	14	11	45	41	4	0.0	0.0	1	21	21	0	3	1	0	1	0	1	
2020	Tampa Bay	16	0	0	0	0	0.0	0.0	0	0	0	0	0	0	0	2	1	1	
2021	Tampa Bay	8	0	6	5	1	0.0	0.0	0	0	0	0	0	0	0	3	2	1	
NFL Totals		81	32	160	132	28	0.0	0.0	6	74	21	0	19	2	0	15	11	4	
Playoffs																			
Year	Team	Tackles						INT				Fumbles			ST Tackles				
		GP	GS	T	S	A	Sk	Yds	No	Yds	Lg	TD	PD	FF	FR	Yds	T	S	A
2016	N.Y. Giants	1	0	0	0	0	0.0	0.0	0	0	0	0	0	0	0	0	0	0	
2020	Tampa Bay	4	0	5	3	2	0.0	0.0	0	0	0	1	0	0	0	1	1	0	
Postseason		5	0	5	3	2	0.0	0.0	0	0	0	0	1	0	0	1	1	0	

ADAMS' GAME-BY-GAME STATISTICS

2021

DATE	OPP	TACKLES							INTERCEPTIONS					FUMBLES			ST TACKLES		
		T	S	A	TFL	SK	YDS	QH	NO	YDS	LG	TD	PD	FF	FR	YDS	T	S	A
Sept. 9	DAL	3	3	0	1	0.0	0.0	1	0	0	0	0	0	0	0	0	0	0	0
Sept. 19	ATL	0	0	0	0	0.0	0.0	0	0	0	0	0	0	0	0	0	0	0	0
Sept. 26	@LAR	0	0	0	0	0.0	0.0	0	0	0	0	0	0	0	0	0	1	0	1
Oct. 3	@NE	0	0	0	0	0.0	0.0	0	0	0	0	0	0	0	0	0	0	0	0
Oct. 10	MIA	0	0	0	0	0.0	0.0	0	0	0	0	0	0	0	0	0	0	0	0
Oct. 14	@PHI	0	0	0	0	0.0	0.0	0	0	0	0	0	0	0	0	0	0	0	0
Oct. 24	CHI	3	2	1	0	0.0	0.0	0	0	0	0	0	0	0	0	0	0	0	0
Oct. 31	@NO	0	0	0	0	0.0	0.0	0	0	0	0	0	0	0	0	0	2	2	0
Nov. 14	@WAS	Inactive																	
Nov. 22	NYG																		
Nov. 28	@IND																		
Dec. 5	@ATL																		
Dec.12	BUF																		
Dec. 19	NO																		
Dec. 26	@CAR																		
Jan. 2	@NYJ																		
Jan. 9	CAR																		
TOTALS		6	5	1	1	0.0	0.0	1	0	0	0	0	0	0	0	0	3	2	1

2020

DATE	OPP	TACKLES						INTERCEPTIONS				FUMBLES			ST TACKLES				
		T	S	A	TFL	SK	YDS	QH	NO	YDS	LG	TD	PD	FF	FR	YDS	T	S	A
Sept. 13	@NO	0	0	0	0	0.0	0.0	0	0	0	0	0	0	0	0	0	0	0	0
Sept. 20	CAR	0	0	0	0	0.0	0.0	0	0	0	0	0	0	0	0	0	0	0	0
Sept. 27	@DEN	0	0	0	0	0.0	0.0	0	0	0	0	0	0	0	0	0	0	0	0
Oct. 4	LAC	0	0	0	0	0.0	0.0	0	0	0	0	0	0	0	0	0	0	0	0
Oct. 8	@CHI	0	0	0	0	0.0	0.0	0	0	0	0	0	0	0	0	0	0	0	0
Oct. 18	GB	0	0	0	0	0.0	0.0	0	0	0	0	0	0	0	0	0	0	0	0
Oct. 25	@LV	0	0	0	0	0.0	0.0	0	0	0	0	0	0	0	0	0	0	0	0
Nov. 2	@NYG	0	0	0	0	0.0	0.0	0	0	0	0	0	0	0	0	0	1	0	1
Nov. 8	NO	0	0	0	0	0.0	0.0	0	0	0	0	0	0	0	0	0	0	0	0
Nov. 15	@CAR	0	0	0	0	0.0	0.0	0	0	0	0	0	0	0	0	0	0	0	0
Nov. 23	LAR	0	0	0	0	0.0	0.0	0	0	0	0	0	0	0	0	0	0	0	0
Nov. 29	KC	0	0	0	0	0.0	0.0	0	0	0	0	0	0	0	0	0	0	0	0
Dec. 13	MIN	0	0	0	0	0.0	0.0	0	0	0	0	0	0	0	0	0	0	0	0
Dec. 20	@ATL	0	0	0	0	0.0	0.0	0	0	0	0	0	0	0	0	0	0	0	0
Dec. 27	@DET	0	0	0	0	0.0	0.0	0	0	0	0	0	0	0	0	0	1	1	0
Jan. 3	ATL	0	0	0	0	0.0	0.0	0	0	0	0	0	0	0	0	0	0	0	0
TOTALS		0	0	0	0	0.0	0.0	0	0	0	0	0	0	0	0	0	2	1	1
PLAYOFFS																			
Jan. 9	@WAS	0	0	0	0	0.0	0.0	0	0	0	0	0	0	0	0	0	0	0	0
Jan. 17	@NO	0	0	0	0	0.0	0.0	0	0	0	0	0	0	0	0	0	1	1	0
Jan. 24	@GB	5	3	2	0	0.0	0.0	0	0	0	0	0	1	0	0	0	0	0	0
Feb. 7	KC	0	0	0	0	0.0	0.0	0	0	0	0	0	0	0	0	0	0	0	0
TOTALS		5	3	2	0	0.0	0.0	0	0	0	0	0	1	0	0	0	1	1	0

2019

DATE	OPP	TACKLES						INTERCEPTIONS				FUMBLES			ST TACKLES				
		T	S	A	TFL	SK	YDS	QH	NO	YDS	LG	TD	PD	FF	FR	YDS	T	S	A
Sept. 8	SF	Not With Team																	
Sept. 12	@CAR	Inactive																	
Sept. 22	NYG	0	0	0	0	0.0	0.0	0	0	0	0	0	0	0	0	0	1	0	1
Sept. 29	@LAR	0	0	0	0	0.0	0.0	0	0	0	0	0	0	0	0	0	0	0	0
Oct. 6	@NO	0	0	0	0	0.0	0.0	0	0	0	0	0	0	0	0	0	0	0	0
Oct. 13	CAR	5	5	0	1	0.0	0.0	0	0	0	0	0	0	0	0	0	0	0	0
Oct. 27	@TEN	5	4	1	0	0.0	0.0	0	0	0	0	0	1	1	0	0	0	0	0
Nov. 3	@SEA	5	5	0	0	0.0	0.0	0	0	0	0	0	0	0	0	0	0	0	0
Nov. 10	ARI	3	3	0	0	0.0	0.0	0	0	0	0	0	0	0	0	0	0	0	0
Nov. 17	NO	7	7	0	0	0.0	0.0	0	0	0	0	0	0	0	0	0	0	0	0
Nov. 24	@ATL	5	5	0	0	0.0	0.0	0	0	0	0	0	1	0	0	0	0	0	0
Dec. 1	@JAC	1	1	0	0	0.0	0.0	0	0	0	0	0	0	0	0	0	0	0	0
Dec. 8	IND	4	4	0	1	0.0	0.0	0	0	0	0	0	0	0	0	0	0	0	0
Dec. 15	@DET	1	1	0	0	0.0	0.0	0	1	21	21	0	1	0	0	0	0	0	0
Dec. 21	HOU	2	2	0	0	0.0	0.0	0	0	0	0	0	0	0	0	0	0	0	0
Dec. 29	ATL	7	4	3	1	0.0	0.0	0	0	0	0	0	0	0	0	0	0	0	0
TOTALS		45	41	4	2	0.0	0.0	0	1	21	21	0	3	1	0	0	1	0	1

2018

DATE	OPP	TACKLES						INTERCEPTIONS				FUMBLES			ST TACKLES				
		T	S	A	TFL	SK	YDS	QH	NO	YDS	LG	TD	PD	FF	FR	YDS	T	S	A
Sept. 9	@NO	Not With Team																	
Sept. 16	PHI	Not With Team																	
Sept. 24	PIT	Not With Team																	
Sept. 30	@CHI	0	0	0	0	0.0	0.0	0	0	0	0	0	0	0	0	0	1	1	0
Oct. 14	@ATL	0	0	0	0	0.0	0.0	0	0	0	0	0	0	0	0	0	0	0	0
Oct. 21	CLE	0	0	0	0	0.0	0.0	0	0	0	0	0	0	0	0	0	0	0	0
Oct. 28	@CIN	3	2	1	0	0.0	0.0	0	0	0	0	0	1	0	0	0	0	0	0
Nov. 4	@CAR	1	1	0	0	0.0	0.0	0	0	0	0	0	0	0	0	0	0	0	0
Nov. 11	WAS	4	4	0	0	0.0	0.0	0	0	0	0	0	1	0	0	0	1	1	0
Nov. 18	@NYG	3	1	2	0	0.0	0.0	0	0	0	0	0	0	0	0	0	0	0	0
Nov. 25	SF	1	0	1	0	0.0	0.0	0	0	0	0	0	1	0	0	0	0	0	0
Dec. 2	CAR	1	1	0	0	0.0	0.0	0	3	21	16	0	3	0	0	0	0	0	0
Dec. 9	NO	5	4	1	0	0.0	0.0	0	0	0	0	0	0	0	0	0	0	0	0
Dec. 16	@BAL	7	6	1	0	0.0	0.0	0	0	0	0	0	1	0	0	0	0	0	0
Dec. 23	@DAL	7	5	2	0	0.0	0.0	1	0	0	0	0	0	0	0	0	0	0	0
Dec. 30	ATL	4	3	1	0	0.0	0.0	0	1	13	13	0	2	0	0	0	0	0	0
TOTALS		36	27	9	0	0.0	0.0	1	4	34	16	0	9	0	0	0	2	2	0

2017 (W/N.Y. GIANTS)

DATE	OPP	TACKLES						INTERCEPTIONS					FUMBLES			ST TACKLES			
		T	S	A	TFL	SK	YDS	QH	NO	YDS	LG	TD	PD	FF	FR	YDS	T	S	A
Sept. 10	@DAL	0	0	0	0	0	0	0	0	0	0	0	0	0	0	0	0	0	0
Sept. 18	DET	0	0	0	0	0	0	0	0	0	0	0	0	0	0	0	0	0	0
Sept. 24	@PHI	0	0	0	0	0	0	0	0	0	0	0	0	0	0	0	1	1	0
Oct. 1	@TB	0	0	0	0	0	0	0	0	0	0	0	0	0	0	0	0	0	0
Oct. 8	LAC	0	0	0	0	0	0	0	0	0	0	0	0	0	0	0	0	0	0
Oct. 15	@DEN	0	0	0	0	0	0	0	0	0	0	0	0	0	0	0	0	0	0
Oct. 22	SEA	0	0	0	0	0	0	0	0	0	0	0	0	0	0	0	1	1	0
Nov. 5	LAR	2	2	0	0	0	0	0	0	0	0	0	0	0	0	0	1	1	0
Nov. 12	@SF	2	2	0	0	0	0	0	0	0	0	0	1	1	0	0	0	0	0
Nov. 19	KC	5	5	0	0	0	0	0	0	0	0	0	0	0	0	0	0	0	0
Nov. 23	@WAS	2	2	0	0	0	0	0	0	0	0	0	0	0	0	0	0	0	0
Dec. 3	@OAK	0	0	0	0	0	0	0	0	0	0	0	0	0	0	0	0	0	0
Dec. 10	DAL	0	0	0	0	0	0	0	0	0	0	0	0	0	0	0	0	0	0
Dec. 17	PHI	6	6	0	0	0	0	0	0	0	0	0	0	0	0	0	0	0	0
Dec. 24	@ARI	5	5	0	0	0	0	0	0	0	0	0	0	0	0	0	0	0	0
Dec. 31	WAS	6	6	0	1	0	0	1	0	0	0	0	1	0	0	0	1	1	0
TOTALS		28	28	0	1	0.0	0.0	1	0	0	0	0	2	1	0	0	4	4	0

2016 (W/N.Y. GIANTS)

DATE	OPP	TACKLES						INTERCEPTIONS					FUMBLES			ST TACKLES			
		T	S	A	TFL	SK	YDS	QH	NO	YDS	LG	TD	PD	FF	FR	YDS	T	S	A
Sept. 11	@DAL																		
Sept. 18	NO																		
Sept. 25	WAS	0	0	0	0	0	0	0	0	0	0	0	0	0	0	0	1	0	1
Oct. 3	@MIN	6	2	4	0	0	0	0	0	0	0	0	1	0	0	0	0	0	0
Oct. 9	@GB	5	3	2	0	0	0	0	0	0	0	0	1	0	0	0	0	0	0
Oct. 16	BAL	4	2	2	0	0	0	1	0	0	0	0	0	0	0	0	0	0	0
Oct. 23	@LAR	4	4	0	0	0	0	0	0	0	0	0	0	0	0	0	0	0	0
Nov. 6	PHI	9	9	0	0	0	0	0	1	19	19	0	2	0	0	0	0	0	0
Nov. 14	CIN	1	0	1	0	0	0	0	0	0	0	0	0	0	0	0	0	0	0
Nov. 20	CHI	3	0	3	0	0	0	0	0	0	0	0	0	0	0	0	0	0	0
Nov. 27	@CLE	1	1	0	0	0	0	0	0	0	0	0	1	0	0	0	0	0	0
Dec. 4	@PIT	4	3	1	0	0	0	0	0	0	0	0	0	0	0	0	0	0	0
Dec. 11	DAL	3	3	0	0	0	0	0	0	0	0	0	0	0	0	0	0	0	0
Dec. 18	DET	3	3	0	0	0	0	0	0	0	0	0	0	0	0	0	0	0	0
Dec. 22	@PHI	1	1	0	1	0	0	0	0	0	0	0	0	0	0	0	0	0	0
Jan. 1	@WAS	1	0	1	0	0	0	0	0	0	0	0	0	0	0	0	0	0	0
TOTALS		45	31	14	1	0.0	0.0	1	1	19	19	0	5	0	0	0	1	0	1
PLAYOFFS																			
Jan. 3	@CAR	0	0	0	0	0	0	0	0	0	0	0	0	0	0	0	0	0	0
TOTALS		0	0	0	0	0	0	0	0	0	0	0	0	0	0	0	0	0	0

#58

SHAQUIL BARRETT

OUTSIDE LINEBACKER

HT: 6-2 WT: 250

DOB: 11/17/92

NFL: 8TH YEAR

ACQ: UFA (DEN), 2019

COLLEGE: COLORADO STATE



ACQUIRED BY BUCS:

- X Signed by Tampa Bay on March 18, 2019, as an unrestricted free agent from the Denver Broncos.

ORIGINALLY ENTERED NFL:

- X Originally entered the NFL as a college free agent with the Denver Broncos on May 16, 2014.

AWARDS & ACCOLADES:

- X 2x Super Bowl Champion (50, LV)
- X 2019 AP Second-Team All-Pro
- X 2019 Pro Bowl Selection
- X 2x NFC Defensive Player of the Week (Week 2, 2019; Week 3, 2020).
- X NFC Defensive Player of the Month (September, 2019).

CAREER HIGHLIGHTS:

- X Spent his first five seasons with the Denver Broncos (2014-18)
- X Has played in 101 regular season games, with 55 starts, totaling 280 tackles (60 for loss), 98 quarterback hits, 47.0 sacks, 17 forced fumbles, two interceptions, 14 passes defensed and four fumble recoveries. Also has 16 career special teams tackles, two blocked extra points and a blocked punt.
- X Has played in seven postseason games, with three starts, recording 11 tackles (four for loss), eight quarterback hits, 4.0 sacks and one special teams tackle.
- X During Tampa Bay's Super Bowl LV Championship run, Barrett tallied 4.0 sacks, tied for the most sacks in a single postseason in Buccaneers history.

- X In the 2020 NFC Championship Game at Green Bay (1/24/21), registered 3.0 sacks, tying Warren Sapp for the most in a single postseason contest in franchise history
- X Barrett's 14 strip sacks since entering the league in 2015 are the sixth-most in the NFL and his 16 total forced fumbles are eighth-most. Since joining Tampa Bay in 2019, Barrett leads the league in strip sacks (10) and his 10 forced fumbles are tied for the third-most in the NFL.
- X Barrett has 33.0 sacks since joining the Buccaneers in 2019, the third-most in the NFL during that time and tied for the seventh-most in franchise history.
- X Barrett has six multi-sack games since 2019, fourth-most in the NFL during that time.
- X Since the start of the 2019 season, when Barrett joined Tampa Bay, he is fifth in the NFL in quarterback hits (63).
- X Earned first career Pro Bowl selection for the 2019 season when he led the NFL in sacks (19.5) and quarterback hits (37), while ranking second in tackles for loss (19) and third in forced fumbles (6).



- X His 19.5 sacks in 2019 set a Tampa Bay single-season franchise record as he became the first Buccaneer to lead the NFL in sacks.
- X Barrett's 19.5 sacks are the most in a single season by an undrafted player in NFL history.
- X Recorded three games with 3+ sacks in 2019, tied for the second-most such games in a single season in league history, trailing only Lawrence Taylor's four in 1986.
- X His nine sacks in Weeks 1-4 of 2019 tied an NFL record for the most through four games of a season. He added three forced fumbles and one interception on his way to being named NFC Defensive Player of the Month for September.
- X Posted a career-best 4.0 sacks against N.Y. Giants (9/22/19), while adding two forced fumbles.
- X Tallied a then-career-high three sacks in Thursday Night Football win at Carolina (9/12/19), a performance which earned him NFC Defensive of Player of the Week. Became second Buccaneers player (since at least 1991) to record three sacks in a single quarter, joining Simeon Rice (12/1/02).
- X Tampa Bay's 2020 defense led the league in rushing yards allowed per game (80.6) and yards allowed per rush (3.60), while ranking sixth in yards allowed per play (5.12), sixth in yards allowed per game (327.1), ranking tied for second in tackles for loss (91), tied for fourth in sacks (48.0) and tied for fifth in takeaways (25).
- X A key contributor on the Buccaneers defense in 2019, which led the league in rushing yards allowed and opposing rushing average.



- X Played in three postseason games in 2015, helping the Denver Broncos win Super Bowl 50.
- X Registered first career interception at L.A. Rams (9/29).
- X Blocked an extra point against Oakland (9/16/18) and vs. San Diego (10/30/16).
- X Blocked a punt vs. Cincinnati (11/19/17).
- X Made first career start at the Cleveland Browns (10/18/15), recording a career-high nine tackles (three for loss) and a career-high 1.5 sacks, to go along with a forced fumble, a fumble recovery and a pass defended.
- X Made NFL debut against the Baltimore Ravens (9/13/15).

2021 HIGHLIGHTS:

- X Part of a Buccaneers defense that is allowing the eighth-fewest yards per game (334.0) and seventh-fewest yards per play (5.28) while ranking second in the NFL in rush defense (79.8 yards per game).
- X In the season opener against Dallas (9/9), tallied a 12-yard sack on Cowboys QB Dak Prescott with under two minutes remaining in the first half. Finished the game with four tackles and two quarterback hits.
- X In Week 2 against Atlanta (9/19), intercepted a Matt Ryan pass deflected

2019-21 NFL SACK LEADERS

Name (Team)	Sacks
1. T.J. Watt (PIT)	42.0
2. Myles Garrett (FLE)	35.0
3. Shaquil Barrett (TB)	33.0
4. Aaron Donald (LAR)	32.0
5. Trey Hendrickson (CIN)	26.5

2019-21 NFL STRIP SACK LEADERS

Name (Team)	Strip-Sacks
1. Shaquil Barrett (TB)	10
2. Chandler Jones (ARI)	9
2. T.J. Watt (PIT)	9
4. Yannick Ngakoue (LV)	8
5. Jason Pierre-Paul (TB)	7
5. Bud Dupree (TEN)	7
5. Haason Reddick (CAR)	7

by Vita Vea, helping set up a Buccaneers touchdown. Also notched two tackles.

- X Barrett is one of only four players this season to have a sack and an interception through two games (also: Chicago LB Roquan Smith, Carolina LB Shaq Thompson & Minnesota LB Nick Vigil).
- X Notched five tackles (one for loss) and one quarterback hit vs. L.A. Rams (9/26).
- X At New England (10/3), had a six-yard sack of Patriots QB Mac Jones. Finished the game with three tackles (one for loss), one sack, two quarterback hits and a pass defensed.
- X Tallied 1.5 sacks against Miami (10/10), including a strip-sack of Dolphins QB Jacoby Brissett, with Buccaneers DL Ndamukong Suh recovering the fumble.
- X With his totals against the Dolphins, Barrett surpassed Jason Pierre Paul (30.5) for the sixth-most sacks in franchise history.
- X Registered five tackles (two for loss) and a sack at Philadelphia, his third consecutive game with a sack. Part of a defense that limited the Eagles to 213 total yards.
- X Against Chicago (10/24), tallied four tackles, a strip-sack and a fumble recovery.
- X Recorded four tackles and a quarterback hit at New Orleans (10/31).
- X At Washington (11/14), registered a quarterback hit.

COLLEGE/PERSONAL:

- X Played three seasons for Colorado State (2011-13) after transferring from the University of Nebraska-Omaha.
- X Started 35-of-38 games for CSU, totaling 246 tackles (32.5 for loss), 18.0 sacks, seven forced fumbles, six passes defensed, four fumble recoveries, three



interceptions (returned 101 yards) and three blocked kicks.

- X Named Mountain West Conference Defensive Player of the Year as a senior in 2013, after posting 12.0 sacks (seventh-most in the NCAA) and 20.5 tackles for loss (tied for the sixth-most in the NCAA).
- X Attended Boys Town High School (Boys Town, Nebraska), earning all-state honors as a defensive lineman and being named Athlete of the Year at Boys Town.
- X Born on November 17, 1992, in Baltimore.

COMMUNITY:

- X In 2020, Barrett - along with his wife Jordanna - launched the Fifty50 Foundation, aiming to serve children in the foster care system. Barrett represented his foundation in 2020 as part of the NFL's My Cause, My Cleats initiative.
- X For 2019 My Cause My Cleats, Barrett chose to support foster care by donating proceeds to the Realities of Children foundation.
- X Barrett participated in the Linebackers Light Up the Holidays event as part of the 2019 holiday season, helping surprise a group of children with a shopping spree at Target.
- X As part of Nurses Appreciation Week, Barrett partnered with Eat Right to donate 100 lunches to nurses at Tampa General Hospital.

MOST SACKS - SINGLE SEASON (TEAM HISTORY)

Name	Season	Sacks
1 Shaquil Barrett	2019	19.5
2. Warren Sapp	2000	16.5
3. Simeon Rice	2002	15.5
4. Simeon Rice	2003	15.0
5. Simeon Rice	2005	14.0

MOST SACKS (BUCCANEERS HISTORY)

Name (Years)	Sacks
1. Lee Roy Selmon (1976-84)	78.5
2. Warren Sapp (1995-03)	77.0
3. Simeon Rice (2001-06)	69.5
4. Gerald McCoy (2010-18)	54.5
5. David Logan (1979-86)	39.0
6. Chidi Ahanotu (1993-2000, 2004)	34.5
7. Shaq Barrett (2019-)	33.0
7. Brad Culpepper (1994-99)	33.0
7. Jason Pierre-Paul (2018-)	33.0
10. Ronde Barber (1997-2012)	28.0

BARRETT'S CAREER STATISTICS

Year	Team	Tackles						INT				Fumbles			ST Tackles				
		GP	GS	T	S	A	Sk	Yds	No	Yds	Lg	TD	PD	FF	FR	Yds	T	S	A
2015	Denver	16	6	41	28	13	5.5	39.0	0	0	0	0	4	4	2	0	8	6	2
2016	Denver	16	0	31	20	11	1.5	14.5	0	0	0	0	2	1	0	0	5	3	2
2017	Denver	16	9	36	30	6	4.0	19.0	0	0	0	0	2	1	0	2	2	0	
2018	Denver	13	0	26	20	6	3.0	38.0	0	0	0	0	1	0	0	0	1	1	0
2019	Tampa Bay	16	16	58	45	13	19.5	138.5	1	4	4	0	2	6	0	0	0	0	0
2020	Tampa Bay	15	15	57	43	14	8.0	57.0	0	0	0	0	3	2	0	0	0	0	0
2021	Tampa Bay	9	9	31	23	8	5.5	32.0	1	3	3	0	2	2	1	1	0	0	0
NFL Totals		101	55	280	209	71	47.0	338.0	2	7	4	0	14	17	4	1	16	12	4

Year	Team	Tackles						INT				Fumbles			ST Tackles				
		GP	GS	T	S	A	Sk	Yds	No	Yds	Lg	TD	PD	FF	FR	Yds	T	S	A
2015	Denver	3	0	2	0	2	0.0	0.0	0	0	0	0	0	0	0	0	1	1	0
2020	Tampa Bay	4	4	9	6	3	4.0	24.0	0	0	0	0	0	0	0	0	0	0	0
Postseason		7	4	11	6	5	4.0	24.0	0	0	0	0	0	0	0	0	1	1	0

SINGLE-GAME HIGHS

Tackles: 9, at Cleveland, 10/18/15 (w/Denver)
Sacks: 4.0, vs. N.Y. Giants, 9/22/18
Interceptions: 1, twice, last vs. Atlanta, 9/19/21
Passes Defensed: 2, at L.A. Rams, 9/29/19
Forced Fumbles: 2, vs. N.Y. Giants, 9/22/18
Fumble Recoveries: 1, four times, last vs. Chicago, 10/24/21
Safeties: 1, at Denver, 9/27/20

BARRETT'S GAME-BY-GAME STATISTICS

2021

DATE	OPP	TACKLES						INTERCEPTIONS					FUMBLES			ST TACKLES			
		T	S	A	TFL	SK	YDS	QH	NO	YDS	LG	TD	PD	FF	FR	YDS	T	S	A
Sept. 9	DAL	4	3	1	1	1.0	12.0	2	0	0	0	0	0	0	0	0	0	0	0
Sept. 19	ATL	2	1	1	0	0.0	0.0	0	1	3	3	0	1	0	0	0	0	0	0
Sept. 26	@LAR	5	3	2	1	0.0	0.0	1	0	0	0	0	0	0	0	0	0	0	0
Oct. 3	@NE	3	3	0	1	1.0	6.0	2	0	0	0	0	1	0	0	0	0	0	0
Oct. 10	MIA	4	3	1	0	1.5	9.0	1	0	0	0	0	0	1	0	0	0	0	0
Oct. 14	@PHI	5	4	1	2	1.0	0.0	1	0	0	0	0	0	0	0	0	0	0	0
Oct. 24	CHI	4	3	1	0	1.0	5.0	1	0	0	0	0	0	1	1	1	0	0	0
Oct. 31	@NO	4	2	2	0	0.0	0.0	1	0	0	0	0	0	0	0	0	0	0	0
Nov. 14	@WAS	0	0	0	0	0.0	0.0	1	0	0	0	0	0	0	0	0	0	0	0
Nov. 22	NYG																		
Nov. 28	@IND																		
Dec. 5	@ATL																		
Dec. 12	BUF																		
Dec. 19	NO																		
Dec. 26	@CAR																		
Jan. 2	@NYJ																		
Jan. 9	CAR																		
TOTALS		31	23	9	5	5.5	32.0	10	1	3	3	0	2	2	1	1	0	0	0

2020

DATE	OPP	TACKLES						INTERCEPTIONS					FUMBLES			ST TACKLES				
		T	S	A	TFL	SK	YDS	QH	NO	YDS	LG	TD	PD	FF	FR	YDS	T	S	A	
Sept. 13	@NO	3	3	0	0	0.0	0.0	0	0	0	0	0	1	0	0	0	0	0	0	0
Sept. 20	CAR	5	3	2	0	0.0	0.0	0	0	0	0	0	0	0	0	0	0	0	0	0
Sept. 27	@DEN	6	5	1	3	2.0	17.0	2	0	0	0	0	0	0	0	0	0	0	0	0
Oct. 4	LAC	7	5	2	1	1.0	3.0	1	0	0	0	0	0	0	0	0	0	0	0	0
Oct. 8	@CHI	3	2	1	0	0.0	0.0	1	0	0	0	0	0	0	0	0	0	0	0	0
Oct. 18	GB	0	0	0	0	0.0	0.0	0	0	0	0	0	0	0	0	0	0	0	0	0
Oct. 25	@LV	6	4	2	1	0.0	0.0	0	0	0	0	0	1	0	0	0	0	0	0	0
Nov. 2	@NYG	3	2	1	0	0.0	0.0	2	0	0	0	0	1	0	0	0	0	0	0	0
Nov. 8	NO	4	2	2	0	1.0	0.0	1	0	0	0	0	0	1	0	0	0	0	0	0
Nov. 15	@CAR	3	3	0	2	1.0	16.0	2	0	0	0	0	0	0	0	0	0	0	0	0
Nov. 23	LAR	4	4	0	0	0.0	0.0	0	0	0	0	0	0	0	0	0	0	0	0	0
Nov. 29	KC	3	3	0	0	1.0	5.0	2	0	0	0	0	0	1	0	0	0	0	0	0
Dec. 13	MIN	4	4	0	2	2.0	16.0	3	0	0	0	0	0	0	0	0	0	0	0	0
Dec. 20	@ATL	3	2	1	1	0.0	0.0	1	0	0	0	0	0	0	0	0	0	0	0	0
Dec. 27	@DET	3	1	2	1	0.0	0.0	1	0	0	0	0	0	0	0	0	0	0	0	0
Jan. 3	ATL																			
TOTALS		57	43	14	11	8.0	57.0	16	0	0	0	0	3	2	0	0	0	0	0	0
PLAYOFFS																				
Jan. 9	@WAS	2	1	1	1	0.0	0.0	0	0	0	0	0	0	0	0	0	0	0	0	0
Jan. 17	@NO	1	0	1	0	0.0	0.0	0	0	0	0	0	0	0	0	0	0	0	0	0
Jan. 24	@GB	5	4	1	2	3.0	18.0	4	0	0	0	0	0	0	0	0	0	0	0	0
Feb. 7	KC	1	1	0	1	1.0	6.0	4	0	0	0	0	0	0	0	0	0	0	0	0
TOTALS		9	6	3	4	4.0	24.0	8	0	0	0	0	0	0	0	0	0	0	0	0

2019

DATE	OPP	TACKLES						INTERCEPTIONS					FUMBLES			ST TACKLES				
		T	S	A	TFL	SK	YDS	QH	NO	YDS	LG	TD	PD	FF	FR	YDS	T	S	A	
Sept. 8	SF	5	3	2	1	1.0	8.0	1	0	0	0	0	0	0	0	0	0	0	0	0
Sept. 12	@CAR	3	3	0	3	3.0	20.0	4	0	0	0	0	0	0	0	0	0	0	0	0
Sept. 22	NYG	8	6	2	3	4.0	23.0	4	0	0	0	0	0	2	0	0	0	0	0	0
Sept. 29	@LAR	4	3	1	0	1.0	17.0	1	1	4	4	0	2	1	0	0	0	0	0	0
Oct. 6	@NO	2	1	1	0	0.0	0.0	0	0	0	0	0	0	0	0	0	0	0	0	0
Oct. 13	CAR	1	1	0	0	0.0	0.0	0	0	0	0	0	0	0	0	0	0	0	0	0
Oct. 27	@TEN	4	4	0	2	1.0	7.0	2	0	0	0	0	0	1	0	0	0	0	0	0
Nov. 3	@SEA	1	0	1	0	0.5	3.5	2	0	0	0	0	0	0	0	0	0	0	0	0
Nov. 10	ARI	3	3	0	2	1.0	5.0	2	0	0	0	0	0	0	0	0	0	0	0	0
Nov. 17	NO	0	0	0	0	0.0	0.0	1	0	0	0	0	0	0	0	0	0	0	0	0
Nov. 24	@ATL	4	2	2	1	1.0	8.0	5	0	0	0	0	0	1	0	0	0	0	0	0
Dec. 1	@JAC	3	2	1	1	2.0	17.0	4	0	0	0	0	0	1	0	0	0	0	0	0
Dec. 8	IND	7	6	1	2	1.0	8.0	3	0	0	0	0	0	0	0	0	0	0	0	0
Dec. 15	@DET	5	4	1	1	1.0	7.0	2	0	0	0	0	0	0	0	0	0	0	0	0
Dec. 21	HOU	2	1	1	0	0.0	0.0	1	0	0	0	0	0	0	0	0	0	0	0	0
Dec. 29	ATL	6	6	0	3	3.0	15.0	5	0	0	0	0	0	0	0	0	0	0	0	0
TOTALS		58	45	13	19	19.5	135.5	37	1	4	4	0	2	6	0	0	0	0	0	0

2018 (W/DENVER)

DATE	OPP	TACKLES						INTERCEPTIONS				FUMBLES			ST TACKLES				
		T	S	A	TFL	SK	YDS	QH	NO	YDS	LG	TD	PD	FF	FR	YDS	T	S	A
Sept. 9	SEA	2	2	0	1	1	22	1	0	0	0	0	0	0	0	0	0	0	0
Sept. 16	OAK	3	2	1	0	0	0	0	0	0	0	0	0	0	0	0	0	0	
Sept. 23	@BAL	4	3	1	1	0	0	0	0	0	0	0	0	0	0	0	0	0	
Oct. 1	KC	3	2	1	0	0	0	0	0	0	0	0	1	0	0	0	0	0	
Oct. 7	@NYJ	1	1	0	0	0	0	1	0	0	0	0	0	0	0	0	0	0	
Oct. 14	LAR	1	1	0	0	0	0	0	0	0	0	0	0	0	0	0	0	0	
Oct. 18	@ARI	1	1	0	1	1	10	1	0	0	0	0	0	0	0	0	0	0	
Oct. 28	@KC	2	2	0	1	0	0	2	0	0	0	0	0	0	0	0	2	2	
Nov. 4	HOU	1	1	0	0	0	0	0	0	0	0	0	0	0	0	0	0	0	
Nov. 18	@LAC	3	1	2	0	0	0	0	0	0	0	0	0	0	0	0	0	0	
Nov. 25	PIT	1	1	0	1	1	6	1	0	0	0	0	0	0	0	0	0	0	
Dec. 2	@CIN								Inactive										
Dec. 9	@SF								Inactive										
Dec. 15	CLE								Inactive										
Dec. 24	@OAK	3	2	1	0	0	0	0	0	0	0	0	0	0	0	0	0	0	
Dec. 30	LAC	1	1	0	1	0	0	1	0	0	0	0	0	0	0	0	0	0	
TOTALS		26	20	6	6	3.0	38.0	7	0	0	0	0	1	0	0	0	2	2	0

2017 (W/DENVER)

DATE	OPP	TACKLES						INTERCEPTIONS				FUMBLES			ST TACKLES				
		T	S	A	TFL	SK	YDS	QH	NO	YDS	LG	TD	PD	FF	FR	YDS	T	S	A
Sept. 11	LAC	1	1	0	1	1	7	1	0	0	0	0	0	0	0	0	0	0	0
Sept. 17	DAL	7	4	3	0	0	0	1	0	0	0	0	0	0	0	0	0	0	0
Sept. 24	@BUF	2	2	0	0	0	0	1	0	0	0	0	0	0	0	0	0	0	
Oct. 1	OAK	2	2	0	1	0	0	0	0	0	0	0	0	0	0	0	0	0	
Oct. 15	NYG	4	3	1	1	1	2	1	0	0	0	0	0	0	0	0	0	0	
Oct. 22	@LAC	1	1	0	0	0	0	0	0	0	0	0	0	0	0	0	0	0	
Oct. 30	@KC	2	2	0	1	1	5	1	0	0	0	0	0	1	0	0	0	0	
Nov. 5	@PHI	2	2	0	0	0	0	0	0	0	0	0	0	0	0	0	0	0	
Nov. 12	NE	3	2	1	0	0	0	1	0	0	0	0	0	0	0	0	0	0	
Nov. 19	CIN	1	1	0	1	0	0	0	0	0	0	0	0	0	0	0	0	0	
Nov. 26	@OAK	2	2	0	0	1	5	1	0	0	0	0	0	1	1	0	0	0	
Dec. 3	@MIA	1	1	0	0	0	0	0	0	0	0	0	0	0	0	0	1	1	
Dec. 10	NYJ	0	0	0	0	0	0	0	0	0	0	0	0	0	0	0	0	0	
Dec. 14	@IND	0	0	0	0	0	0	0	0	0	0	0	0	0	0	0	0	0	
Dec. 24	@WAS	5	4	1	1	0	0	2	0	0	0	0	0	0	0	0	0	0	
Dec. 31	KC	3	3	0	1	0	0	3	0	0	0	0	0	0	0	0	0	0	
TOTALS		36	30	6	7	4.0	19.0	12	0	0	0	0	0	2	1	0	1	1	0

2016 (W/DENVER)

DATE	OPP	TACKLES						INTERCEPTIONS				FUMBLES			ST TACKLES				
		T	S	A	TFL	SK	YDS	QH	NO	YDS	LG	TD	PD	FF	FR	YDS	T	S	A
Sept. 8	CAR	1	1	0	0	0	0	1	0	0	0	0	1	0	0	0	0	0	0
Sept. 18	IND	1	1	0	0	0	0	0	0	0	0	0	0	0	0	0	0	0	0
Sept. 25	@CIN	1	1	0	0	0	0	0	0	0	0	0	0	0	0	0	1	0	1
Oct. 2	@TB	6	3	3	1	0.5	4.5	1	0	0	0	0	1	0	0	0	0	0	
Oct. 9	ATL	3	2	1	0	0	0	0	0	0	0	0	0	0	0	0	0	0	
Oct. 13	@SD	1	1	0	1	0	0	0	0	0	0	0	0	0	0	0	0	0	
Oct. 24	HOU	1	0	1	0	0	0	0	0	0	0	0	0	0	0	0	0	0	
Oct. 30	SD	1	0	1	0	0	0	0	0	0	0	0	0	0	0	0	0	0	
Nov. 6	@OAK	4	3	1	0	0	0	0	0	0	0	0	0	0	0	0	2	1	1
Nov. 13	@NO	1	1	0	1	1	10	1	0	0	0	0	0	0	0	0	0	0	
Nov. 27	KC	0	0	0	0	0	0	0	0	0	0	0	0	0	0	0	0	0	
Dec. 4	@JAC	3	3	0	1	0	0	0	0	0	0	0	0	0	0	0	0	0	
Dec. 11	@TEN	1	0	1	0	0	0	0	0	0	0	0	0	0	0	0	0	0	
Dec. 18	NE	3	1	2	0	0	0	0	0	0	0	0	0	0	0	0	0	0	
Dec. 25	@KC	2	1	1	0	0	0	0	0	0	0	0	0	1	0	0	2	2	
Jan. 1	OAK	2	2	0	0	0	0	1	0	0	0	0	0	0	0	0	0	0	
TOTALS		31	20	11	4	1.5	14.5	4	0	0	0	0	2	1	0	0	5	3	2

2015 (W/DENVER)

DATE	OPP	TACKLES							INTERCEPTIONS					FUMBLES			ST TACKLES		
		T	S	A	TFL	SK	YDS	QH	NO	YDS	LG	TD	PD	FF	FR	YDS	T	S	A
Sept. 13	BAL	1	0	1	0	0	0	0	0	0	0	0	0	0	0	0	1	1	0
Sept. 17	@KC	1	1	0	1	0	0	0	0	0	0	0	0	0	0	0	0	0	0
Sept. 27	@DET	1	1	0	0	1	7	1	0	0	0	0	1	1	0	0	0	0	0
Oct. 4	MIN	1	1	0	0	0	0	1	0	0	0	0	0	0	0	0	1	0	1
Oct. 11	@OAK	4	2	2	1	1	7	1	0	0	0	0	1	1	0	0	3	3	0
Oct. 18	@CLE	9	6	3	3	1.5	10	2	0	0	0	1	1	1	0	0	0	0	0
Nov. 1	GB	2	1	1	0	0	0	1	0	0	0	0	0	0	0	0	1	0	1
Nov. 8	@IND	5	2	3	0	0	0	1	0	0	0	0	0	0	0	0	0	0	0
Nov. 15	KC	1	0	1	0	0	0	1	0	0	0	1	0	0	0	0	0	0	0
Nov. 22	@CHI	3	3	0	0	0	0	0	0	0	0	1	0	0	0	0	0	0	0
Nov. 29	NE	3	2	1	0	0	0	1	0	0	0	0	0	0	0	0	0	0	0
Dec. 6	@SD	3	3	0	2	1	3	2	0	0	0	1	0	0	0	0	0	0	0
Dec. 13	OAK	3	3	0	1	1	12	1	0	0	0	0	0	0	0	0	1	1	0
Dec. 20	@PIT	1	0	1	0	0	0	0	0	0	0	0	0	0	0	0	0	0	0
Dec. 28	CIN	1	1	0	0	0	0	0	0	0	0	0	0	0	0	0	1	1	0
Jan. 3	SD	2	2	0	0	0	0	0	0	0	0	0	1	1	0	0	0	0	0
TOTALS		41	28	13	8	5.5	39.0	12	0	0	0	4	4	4	0	0	8	6	2
PLAYOFFS																			
Jan. 17	PIT	1	0	1	0	0.0	0.0	0	0	0	0	0	0	0	0	0	0	0	0
Jan. 24	NE	1	0	1	0	0.0	0.0	0	0	0	0	0	0	0	0	0	0	0	0
Feb. 7	CAR	0	0	0	0	0.0	0.0	0	0	0	0	0	0	0	0	0	1	1	0
TOTALS		2	0	2	0	0.0	0.0	0	0	0	0	0	0	0	0	0	1	1	0

#25**GIOVANI BERNARD****RUNNING BACK****HT:** 5-9 **WT:** 205**DOB:** 11/22/91**NFL:** 9TH YEAR**ACQ:** FA, 2021**COLLEGE:** NORTH CAROLINA**ACQUIRED BY BUCS:**

- X Signed by Tampa Bay as a free agent on April 14, 2021.

ORIGINALLY ENTERED NFL:

- X Originally entered the NFL as a second-round pick (37th overall) of the Cincinnati Bengals in the 2013 NFL Draft.

AWARDS & ACCOLADES:

- X PFWA All-Rookie Team Selection.

CAREER HIGHLIGHTS:

- X Played with the Cincinnati Bengals (2013-20) before joining Tampa Bay.
- X Has played in 123 regular season games, with 30 starts, rushing 928 times for 3,752 yards with 22 touchdowns, while catching 363 passes for 2,980 yards and 14 touchdowns.
- X Has played in three postseason contests, rushing 21 times for 79 yards and catching 17 passes for 121 yards.

- X Since entering the league in 2013, ranks third in the NFL in receptions (363), fourth in receiving yards (2,980) and tied for eighth in receiving touchdowns (14) by a running back.
- X Totaled 169 yards (90 rushing, 79 receiving) from scrimmage at Atlanta (9/14/14), a career best.
- X Registered a career-high 137 rushing yards against Carolina (10/12/14).
- X Has three career games with multiple rushing touchdowns (10/31/13 at Miami; 9/21/14 vs. Tennessee; 9/30/18 at Atlanta).
- X Has six career games with multiple touchdowns from scrimmage.
- X Posted a career-best 128 receiving yards at Arizona (11/22/15).
- X Caught nine passes at Pittsburgh (9/18/16), a career high.
- X Made first career start at Baltimore (9/7/14), totaling 110 yards.
- X Scored first career touchdown against Pittsburgh (9/16/13), finishing the game with one rushing touchdown and one receiving touchdown.
- X Made NFL debut at Chicago (9/8/13).

2021 HIGHLIGHTS:

- X Has caught three touchdown passes, matching a single-season career high and the most by a Buccaneers running back since 2015 (Charles Sims, four).
- X Made Buccaneers debut against Dallas (9/9), catching two passes for 12 yards, with both receptions coming on the game-winning field goal drive led by QB Tom Brady.
- X Caught two passes for 16 yards and returned a kickoff 19 yards against Atlanta (9/19).
- X At L.A. Rams (9/26), matched a career-best with nine receptions for 51 yards and a touchdown. His nine catches are the most by a Buccaneers running back since the 2015 season (Charles Sims, 1/3/16 at Carolina).

NFL RECEIVING YARDS LEADERS (RUNNING BACKS - SINCE 2013)

Name (Team)	Yds
1. James White (NE)	3,278
2. Le'Veon Bell (BAL)	3,258
3. Alvin Kamara (NO)	3,134
4. Giovani Bernard (TB)	2,980
5. Christian McCaffrey (CAR)	2,955

- X Did not play at New England (10/3) with a knee injury.
- X Returned to action against Miami (10/10), rushing four times for 21 yards and catching two passes for 14 yards and one touchdown.
- X Caught two passes for four yards at Philadelphia (10/14).
- X Against Chicago (10/24), caught two passes for five yards.
- X Caught a seven-yard touchdown pass and gained 30 rushing yards at New Orleans (10/31), including a season-long 24-yard rush.
- X At Washington (11/14), had a four-yard rush and a four-yard reception.

COLLEGE/PERSONAL:

- X Played at North Carolina (2010-12), scoring 31 touchdowns and setting a then school-record for career yards-per-rush (5.9). Rushed for 2,481 yards and added 852 receiving yards.
- X Finished second in voting for ACC Player of the Year in 2012, totaling 19 touchdowns.
- X Earned All-ACC honors in 2011 and 2012.
- X Exercise and Sport Science major.
- X Attended St. Thomas Aquinas High School (Ft. Lauderdale, Florida).
- X Son of Haitian immigrants, Bernard has made offseason trips to Haiti for community work activities.
- X Married to Chloe.

BERNARD'S CAREER STATISTICS

Year	Team	Rushing							Receiving				
		GP	GS	Att.	Yds	Avg.	Lg	TD	No.	Yds	Avg	Lg	TD
2013	Cincinnati	16	0	170	695	4.1	35t	5	56	514	9.2	41	3
2014	Cincinnati	13	9	168	680	4.0	89t	5	43	349	8.1	46	2
2015	Cincinnati	16	1	154	730	4.7	28	2	49	472	9.6	45	0
2016	Cincinnati	10	2	91	337	3.7	17	2	39	336	8.6	32	1
2017	Cincinnati	16	2	105	458	4.4	25	2	43	389	9.0	61t	2
2018	Cincinnati	12	4	56	211	3.8	23	3	35	218	6.2	26	0
2019	Cincinnati	16	2	53	170	3.2	25	0	30	234	7.8	35	0
2020	Cincinnati	16	10	124	416	3.4	15	3	47	355	7.6	42	3
2021	Tampa Bay	7	0	6	51	8.5	24	0	20	109	5.5	32	3
NFL Totals		122	30	927	3,748	4.0	89t	22	362	2,976	8.2	61t	14

Year	Team	Rushing							Receiving				
		GP	GS	Att.	Yds	Avg.	Lg	TD	No.	Yds	Avg	Lg	TD
2013	Cincinnati	1	0	12	45	3.8	12	0	7	73	10.4	17	0
2014	Cincinnati	1	0	3	6	2.0	6	0	8	46	5.8	13	0
2015	Cincinnati	1	0	6	28	4.7	14	0	2	10	5.0	4	0
NFL Totals		3	0	21	79	3.8	14	0	17	121	7.1	17	0

SINGLE-GAME HIGHS

Rushing Yards: 137, vs. Carolina, 10/12/14 (w/Cincinnati)
Rushing TDs: 2, three times, last at Atlanta, 9/30/18 (w/Cincinnati)
Receptions: Nine, twice, last at L.A. Rams, 9/26/21
Receiving Yards: 128, at Arizona, 11/22/15 (w/Cincinnati)
Receiving TDs: 1, 14 times, last at New Orleans, 10/31/21
Scrimmage Yards: 169, vs. Atlanta, 9/14/14 (w/Cincinnati)
Scrimmage TDs: 2, three times, last at Atlanta, 9/30/18 (w/Cincinnati)
 Three career 100-yard rushing games
 Two career 100-yard receiving games
 14 career 100-yard scrimmage games

ADDITIONAL STATS

Fumbles-Lost: 7-4 (P: 2-2) - 1-1 in 2020; 2-1 in 2019; 1-1 in 2016; 2-0 in 2015 (P: 1-1); 1-1 in 2013 (P: 1-1)
Fumble Recoveries: 8 - 1 in 2021; 1 in 2019; 1 in 2018; 1 in 2016; 3 in 2015; 1 in 2013
Kick Returns: 8-106 - 1-16 in 2021; 2-38 in 2020; 1-14 in 2019; 2-25 in 2018; 1-7 in 2017; 1-6 in 2015
Misc. Tackles: 10 - 1 in 2020; 1 in 2019; 1 in 2018; 1 in 2017; 3 in 2016; 2 in 2014; 1 in 2013

BERNARD'S GAME-BY-GAME STATISTICS

2021

DATE	OPP	RUSHING							RECEIVING				
		ATT	YDS	AVG	LG	TD	NO	YDS	AVG	LG	TD		
Sept. 9	DAL	0	0	-	-	0	2	12	6.0	8	0		
Sept. 19	ATL	0	0	-	-	0	2	16	8.0	10	0		
Sept. 26	@LAR	0	0	-	-	0	9	51	5.7	32	1		
Oct. 3	@NE					Inactive							
Oct. 10	MIA	4	21	5.3	17	0	2	14	7.0	10t	1		
Oct. 14	@PHI	0	0	-	-	0	2	4	2.0	8	0		
Oct. 24	CHI	0	0	-	-	0	2	5	2.5	9	0		
Oct. 31	@NO	2	30	15.0	24	0	1	7	7.0	7t	1		
Nov. 14	@WAS	1	4	4.0	4	0	1	4	4.0	4	0		
Nov. 22	NYG												
Nov. 28	@IND												
Dec. 5	@ATL												
Dec.12	BUF												
Dec. 19	NO												
Dec. 26	@CAR												
Jan. 2	@NYJ												
Jan. 9	CAR												
TOTALS		7	55	7.9	24	0	21	113	5.4	32	3		

2020 (W/CINCINNATI)

DATE	OPP	ATT	RUSHING				RECEIVING				
			YDS	AVG	LG	TD	NO	YDS	AVG	LG	TD
Sept. 13	LAC	1	7	7.0	7	0	4	21	5.3	10	0
Sept. 17	@CLE	1	3	3.0	3	0	5	22	4.4	6	0
Sept. 27	@PHI	0	0	-	-	0	3	55	18.3	42	0
Oct. 4	JAC	2	19	9.5	11	0	0	0	-	-	0
Oct. 11	@BAL	0	0	-	-	0	1	4	4.0	4	0
Oct. 18	@IND	8	15	1.9	9	1	3	13	4.3	7	0
Oct. 25	CLE	13	37	2.8	8	0	5	59	11.8	2	1
Nov. 1	TEN	15	62	4.1	12t	1	3	16	5.3	10	1
Nov. 15	@PIT	8	30	3.8	11	0	4	17	4.3	13	0
Nov. 22	@WAS	9	18	2.0	7	0	4	37	9.3	15	0
Nov. 29	NYG	8	32	4.0	15	0	2	17	8.5	16	0
Dec. 6	@MIA	12	30	2.5	10	0	2	-1	-0.5	2	0
Dec. 13	DAL	3	8	2.7	4	0	3	15	5.0	9	0
Dec. 21	PIT	25	83	3.3	11	1	1	14	14.0	14t	1
Dec. 27	@HOU	16	65	4.1	11	0	7	66	9.4	28	0
Jan. 3	BAL	3	7	2.3	4	0	0	0	-	-	0
TOTALS		124	416	3.4	15	3	47	355	7.6	42	3

2019 (W/CINCINNATI)

DATE	OPP	ATT	RUSHING				RECEIVING				
			YDS	AVG	LG	TD	NO	YDS	AVG	LG	TD
Sept. 8	@SEA	7	21	3.0	11	0	2	42	21.0	35	0
Sept. 15	SF	6	6	1.0	5	0	1	7	7.0	7	0
Sept. 22	@BUF	3	5	1.7	4	0	2	7	3.5	5	0
Sept. 30	@PIT	1	3	3.0	3	0	4	16	4.0	11	0
Oct. 6	ARI	2	10	5.0	9	0	3	16	5.3	7	0
Oct. 13	@BAL	4	4	1.0	2	0	2	20	10.0	14	0
Oct. 20	JAC	4	0	0.0	2	0	2	4	2.0	4	0
Oct. 27	LAR	3	31	10.3	25	0	2	14	7.0	11	0
Nov. 10	BAL	4	8	2.0	8	0	1	0	0.0	0	0
Nov. 17	@OAK	3	30	10.0	18	0	1	16	16.0	16	0
Nov. 24	PIT	1	-1	-1.0	-1	0	3	31	10.3	14	0
Dec. 1	NYJ	1	4	4.0	4	0	1	8	8.0	8	0
Dec. 8	@CLE	4	15	3.8	13	0	2	31	15.5	26	0
Dec. 15	NE	5	27	5.4	17	0	2	10	5.0	9	0
Dec. 22	@MIA	2	3	1.5	3	0	2	12	6.0	9	0
Dec. 29	CLE	3	4	1.3	5	0	0	0	-	-	0
TOTALS		53	170	3.2	25	0	30	234	7.8	35	0

2018 (W/CINCINNATI)

DATE	OPP	ATT	RUSHING				RECEIVING				
			YDS	AVG	LG	TD	NO	YDS	AVG	LG	TD
Sept. 9	IND	1	-2	-2.0	-2	0	1	11	11.0	11	0
Sept. 13	BAL	6	27	4.5	11	0	4	15	3.8	8	0
Sept. 23	@CAR	12	61	5.1	23	1	5	25	5.0	8	0
Sept. 30	@ATL	15	69	4.6	14	2	4	27	6.8	17	0
Oct. 7	MIA					Inactive					
Oct. 14	PIT					Inactive					
Oct. 21	@KC					Inactive					
Oct. 28	TB					Inactive					
Nov. 11	NO	2	6	3.0	4	0	2	30	15.0	26	0
Nov. 18	@BAL	2	5	2.5	3	0	4	20	5.0	8	0
Nov. 25	CLE	1	10	10.0	10	0	1	12	12.0	12	0
Dec. 2	DEN	5	14	2.8	4	0	6	32	5.3	16	0
Dec. 9	@LAC	3	7	2.3	6	0	2	13	6.5	9	0
Dec. 16	OAK	6	7	1.2	6	0	2	25	12.5	22	0
Dec. 23	@CLE	0	0	-	-	0	2	0	0.0	4	0
Dec. 30	@PIT	3	7	2.3	4	0	2	8	4.0	9	0
TOTALS		56	211	3.8	23	3	35	218	6.2	26	0

2017 (W/CINCINNATI)

DATE	OPP	ATT	RUSHING					RECEIVING				
			YDS	AVG	LG	TD	NO	YDS	AVG	LG	TD	
Sept. 10	BAL	7	40	5.7	23	0	1	39	39.0	39	0	
Sept. 14	HOU	5	10	2.0	6	0	2	16	8.0	8	0	
Sept. 24	@GB	3	27	9.0	25	0	2	12	6.0	6t	1	
Oct. 1	@CLE	3	12	4.0	6	0	3	67	22.3	61t	1	
Oct. 8	BUF	2	2	1.0	1	0	2	30	15.0	18	0	
Oct. 22	@PIT	3	8	2.7	8	0	1	-1	-1.0	-1	0	
Oct. 29	IND	2	5	2.5	3	0	0	0	-	-	0	
Nov. 5	@JAC	1	-1	-1.0	-1	0	1	-5	-5.0	-5	0	
Nov. 12	@TEN	2	10	5.0	8	0	5	38	7.6	15	0	
Nov. 19	@DEN	3	-4	1.3	4	0	1	8	8.0	8	0	
Nov. 26	CLE	3	12	4.0	11	0	1	15	15.0	15	0	
Dec. 4	PIT	13	77	5.9	13	0	2	19	9.5	16	0	
Dec. 10	CHI	11	62	5.6	21	0	6	68	11.3	27	0	
Dec. 17	@MIN	14	30	2.1	4	1	3	13	4.3	12	0	
Dec. 24	DET	23	116	5.0	25	1	7	52	7.4	15	0	
Dec. 31	@BAL	10	52	5.2	21	0	6	18	3.0	11	0	
TOTALS		105	458	4.4	25	2	43	289	9.0	61t	2	

2016 (W/CINCINNATI)

DATE	OPP	ATT	RUSHING					RECEIVING				
			YDS	AVG	LG	TD	NO	YDS	AVG	LG	TD	
Sept. 11	@NYJ	5	25	5.0	11	0	2	5	2.5	4	0	
Sept. 18	@PIT	5	17	3.4	10	0	9	100	11.1	25t	1	
Sept. 25	DEN	5	8	1.6	4	0	5	36	7.2	10	0	
Sept. 29	MIA	10	18	1.8	7	0	3	24	8.0	13	0	
Oct. 9	@DAL	9	50	5.6	14	0	6	46	7.7	11	0	
Oct. 16	@NE	15	49	3.3	11	0	4	45	11.3	32	0	
Oct. 23	CLE	17	80	4.7	17	1	1	7	7.0	7	0	
Oct. 30	WAS	11	52	4.7	12	1	1	14	14.0	14	0	
Nov. 14	@NYG	7	17	2.4	7	0	3	19	6.3	10	0	
Nov. 20	BUF	7	21	3.0	9	0	5	40	8.0	12	0	
Nov. 27	@BAL											
Dec. 4	PHI											
Dec. 11	@CLE											
Dec. 18	PIT											
Dec. 24	@HOU											
Jan. 1	BAL											
TOTALS		91	337	3.7	17	2	39	336	8.6	32	1	

2015 (W/CINCINNATI)

DATE	OPP	ATT	RUSHING					RECEIVING				
			YDS	AVG	LG	TD	NO	YDS	AVG	LG	TD	
Sept. 13	@OAK	8	63	7.9	28	0	6	25	4.2	14	0	
Sept. 20	SD	20	123	6.2	26	0	3	16	5.3	9	0	
Sept. 27	@BAL	13	49	3.8	7	0	3	34	11.3	23	0	
Oct. 4	KC	13	62	4.8	16	1	0	0	-	-	0	
Oct. 11	SEA	15	80	5.3	13	0	5	21	4.2	10	0	
Oct. 18	@BUF	8	50	6.3	17t	1	1	23	23.0	23	0	
Nov. 1	@PIT	1	12	12.0	12	0	2	22	11.0	23	0	
Nov. 5	CLE	13	72	5.5	13	0	1	14	14.0	14	0	
Nov. 16	HOU	8	36	4.5	9	0	5	43	8.6	15	0	
Nov. 22	@ARI	6	18	3.0	10	0	8	128	16.0	41	0	
Nov. 29	STL	10	16	1.6	3	0	2	51	25.5	45	0	
Dec. 6	@CLE	5	26	5.2	9	0	1	9	9.0	9	0	
Dec. 13	PIT	6	40	6.7	18	0	3	27	9.0	11	0	
Dec. 20	@SF	14	33	2.4	6	0	4	18	4.5	14	0	
Dec. 28	@DEN	8	14	1.8	5	0	4	29	7.3	9	0	
Jan. 3	BAL	6	36	6.0	13	0	1	12	12.0	12	0	
TOTALS		154	730	4.7	28	2	49	472	9.6	45	0	
PLAYOFFS												
DATE	OPP	ATT	YDS	AVG	LG	TD	NO	YDS	AVG	LG	TD	
Jan. 9	PIT	6	28	4.7	14	0	2	2	1.0	4	0	
TOTALS		6	28	4.7	14	0	2	2	1.0	4	0	

2014 (W/CINCINNATI)

DATE	OPP	ATT	RUSHING					RECEIVING				
			YDS	AVG	LG	TD	NO	YDS	AVG	LG	TD	
Sept. 7	@BAL	14	48	3.4	16	0	6	62	10.3	32	0	
Sept. 14	ATL	27	90	3.3	12	1	5	79	15.8	46	0	
Sept. 21	TEN	14	47	3.4	12	2	1	7	7.0	7	0	
Oct. 5	@NE	13	62	4.8	13	0	2	10	5.0	7	0	
Oct. 12	CAR	18	137	7.6	89t	1	4	20	5.0	11	0	
Oct. 19	@IND	7	17	2.4	6	0	2	-1	-0.5	0	0	
Oct. 26	BAL	16	45	2.8	8	1	2	2	1.0	2	0	
Nov. 2	JAC											
Nov. 6	CLE											
Nov. 16	@NO											
Nov. 23	@HOU	17	45	2.6	19	0	2	22	11.0	13	0	
Nov. 30	@TB	10	49	4.9	15	0	1	4	4.0	4	0	
Dec. 7	PIT	6	17	2.8	4	0	3	19	6.3	7	0	
Dec. 14	@CLE	15	79	5.3	14	0	3	24	8.0	14	0	
Dec. 22	DEN	8	36	4.5	23	0	5	45	9.0	22t	1	
Dec. 28	@PIT	3	8	2.7	7	0	7	56	8.0	17t	1	
TOTALS		168	680	4.0	89t	5	43	349	8.1	46	2	
PLAYOFFS												
DATE	OPP	ATT	YDS	AVG	LG	TD	NO	YDS	AVG	LG	TD	
Jan. 4	@IND	3	6	2.0	6	0	8	46	5.8	13	0	
TOTALS		3	6	2.0	6	0	8	46	5.8	13	0	

2013 (W/CINCINNATI)

DATE	OPP	ATT	RUSHING					RECEIVING				
			YDS	AVG	LG	TD	NO	YDS	AVG	LG	TD	
Sept. 8	@CHI	4	22	5.5	7	0	1	8	8.0	8	0	
Sept. 1	PIT	8	38	4.8	8	1	1	27	27.0	27t	1	
Sept. 22	GB	10	50	5.0	17	1	4	49	12.3	31	0	
Sept. 29	@CLE	10	37	3.7	6	0	6	38	6.3	10	0	
Oct. 6	NE	13	62	4.8	28	0	2	7	3.5	6	0	
Oct. 13	@BUF	15	28	1.9	7	0	6	72	12.0	23	1	
Oct. 20	@DET	7	27	3.9	7	0	5	32	6.4	8	0	
Oct. 27	NYJ	5	18	3.6	5	0	1	9	9.0	9	0	
Oct. 31	@MIA	9	79	8.8	35t	2	4	25	6.3	10	0	
Nov. 10	@BAL	14	58	4.1	18	0	8	37	4.6	18t	1	
Nov. 17	CLE	10	45	4.5	13	0	4	41	10.3	25	0	
Dec. 1	@SD	14	57	4.1	19	0	1	9	9.0	9	0	
Dec. 8	IND	12	99	8.3	20	0	4	49	12.3	22	0	
Dec. 15	@PIT	13	33	2.5	7	1	2	13	6.5	8	0	
Dec. 22	MIN	13	20	1.5	4	0	2	47	23.5	41	0	
Dec. 29	BAL	13	22	1.7	7	0	5	51	10.2	27	0	
TOTALS		170	695	4.1	35t	5	56	514	9.2	41	3	
PLAYOFFS												
DATE	OPP	ATT	YDS	AVG	LG	TD	NO	YDS	AVG	LG	TD	
Jan. 5	SD	12	45	3.8	12	0	7	73	10.4	17	0	
TOTALS		12	45	3.8	12	0	7	73	10.4	17	0	

#12

TOM BRADY

QUARTERBACK

HT: 6-4 **WT:** 225

DOB: 8/3/77

NFL: 22ND YEAR

ACQ: UFA (NE), 2020

COLLEGE: MICHIGAN



ACQUIRED BY BUCS:

X Signed by Tampa Bay on March 20, 2020, as an unrestricted free agent from the New England Patriots.

ORIGINALLY ENTERED NFL:

X Originally entered the NFL as a sixth-round pick (199th overall) of the New England Patriots in the 2000 NFL Draft.

AWARDS & ACCOLADES:

X 7x Super Bowl Champion (XXXVI, XXXVIII, XXXIX, XLIX, LI, LIII, LV)

X 5x Super Bowl MVP (XXXVI, XXXVIII, XLIX, LI, LV)

X 14x Pro Bowl Selection (2001, 2004-05, 2007, 2009-18)

X 3x Associated Press Most Valuable Player (2007, 2010, 2017)

X 3x Associated Press First-Team All-Pro Selection (2007, 2010, 2017)

X Associated Press Offensive Player of the Year (2010)

X Associated Press Comeback Player of the Year (2009)

X Associated Press Male Athlete of the Year (2007)

X PFWA Most Valuable Player (2017)

X 2x Pro Football Weekly/PFWA Most Valuable Player (2007, 2010)

X 2x Pro Football Weekly/PFWA All-NFL Team Selection (2010, 2017)

X 2x PFWA All-AFC Team Selection (2014, 2016)

X 2x Sports Illustrated Most Valuable Player/NFL Player of the Year (2004, 2017)

X Sporting News NFL Player of the Year (2007)

X 2x Sporting News Sportsman of the Year (2004, 2007)

X 3x Sporting News Offensive Player of the Year (2010, 2016, 2017)

X 3x Sporting News All-Pro Selection (2010, 2016, 2017)

X Peter King's SI.com Most Valuable Player (2010)

X Peter King's SI.com Offensive Player of the Year (2010)

X Peter King's SI.com All-Pro Offensive Team (2010)

X NFL 2010s All-Decade Team

X Peter King's SI.com Offensive Player of the Week (Week 13 2006)



- X Pro Football Weekly Offensive Player of the Week (Week 5 2005)
- X Vic Carucci's All-Vic Team - NFL.com (2005)
- X 2007 NFL MVP - USA Today, Dallas Morning News, Fort Worth Star-Telegram, San Francisco Chronicle
- X 2003 NFL MVP - Dallas Morning News, SI.com
- X USA Today's All-Joe Team (2003)
- X NFL Alumni Quarterback of the Year (2007)
- X AFC Offensive Player of the Year (2007)
- X 11x Offensive Player of the Month (10x AFC: September & October 2007; October 2009; December/January, 2010; November & December 2011; October 2014; September 2015; October 2016; November 2017; 1x NFC: October 2020)
- X 32x Offensive Player of the Week (30x AFC: Weeks 5 & 11, 2001; Weeks 1 & 9, 2002; Weeks 9 & 17, 2003; Week 5, 2005; Weeks 3, 6, 7, 14 & 17, 2007; Weeks 1, 6 & 16, 2009; Weeks 12 & 13, 2010; Weeks 1, 2 & 16, 2011; Weeks 4, 8 & 14, 2012; Week 12, 2013; Week 8, 2015; Weeks 5 & 11, 2016; Weeks 2, 3 & 10, 2017; 2x NFC: Week 4, 2020; Week 5, 2021)
- X 14x FedEx Air NFL Player of the Week (Weeks 9 & 17, 2003; Week 8, 2006; Weeks 6, 7, 11 & 17, 2007; Week 14, 2010; Week 1, 2011; Week 4, 2012; Week 4, 2020; Week 17, 2020; Weeks 1 & 2, 2021)
- X Miller Lite NFL Player of the Week (Week 12, 2001).

CAREER HIGHLIGHTS:

- X Played with the New England Patriots (2000-19).
- X 19-time team captain.



- X Three-time NFL MVP (2007, 2010, 2017), tied with Jim Brown, Brett Favre and Johnny Unitas for second-most all-time to Peyton Manning's five. At age 40 in 2007, became the oldest player in NFL history to win the award.
- X Brady's 270 career wins combined in the regular season and playoffs are the most all-time by an NFL player. He surpassed Peyton Manning (200) in New England's win vs. L.A. Rams (12/4/16) to become the NFL's all-time winningest quarterback.
- X His 236 regular-season wins are also most in NFL history. He passed Brett Favre and Peyton Manning with his 187th career regular season win in the victory at N.Y. Jets (10/15/17).
- X Brady's 131 career regular season win at home and 105 victories on the road are also NFL records.
- X In the final game of the 2020 season, surpassed Brett Favre (298) for the most starts by any player in NFL history.
- X Has played in 310 career games, the seventh-most in NFL history and the most ever by a non-specialist. He surpassed Jerry Rice (303) in Week 3 of the 2021 season.
- X Brady is the first quarterback in NFL history to lead his team to seven Super

HIGHEST WINNING PERCENTAGE BY A QB (1970-2021 - REGULAR SEASON, MIN. 75 STARTS)

Name (Years)	Pct.
1. Tom Brady (2000-21)	.766
2. Roger Staubach (1969-79)	.743
3. Joe Montana (1979-94)	.713
4. Peyton Manning (1998-2015)	.702
5. Bob Griese (1967-80)	.695

MOST WINS BY AN NFL PLAYER (NFL HISTORY - INCLUDING POSTSEASON)

Name	Wins
1. Tom Brady	270
2. Adam Vinatieri	242
3. George Blanda	218
4. Jerry Rice	211
5. Gary Anderson	210
6. Peyton Manning	200

Bowl wins, surpassing Terry Bradshaw (four) and Joe Montana (four).

- X Brady has 10 Super Bowl appearances, more than any franchise in the Super Bowl era (Dallas, Denver & Pittsburgh, eight each).
- X After guiding Tampa Bay to an appearance in Super Bowl LV Joined Peyton Manning, Craig Morton and Kurt Warner as the only starting quarterbacks in NFL history to lead two separate franchises to Super Bowl appearances.
- X With the win in Super Bowl LV, joined Peyton Manning as the only starting quarterbacks in NFL history to win a Super Bowl with multiple teams.
- X Surpassed Charles Haley (five) with his sixth Super Bowl win in 2018 and holds 15 other Super Bowl records.
- X Brady owns five Pete Rozelle Awards as Super Bowl MVP (XXXVI, XXXVIII, XLIX, LI, LV) and is the first player in Super Bowl history to earn five MVP awards, two more than Pro Football Hall of Famer Joe Montana (three).
- X Brady is the all-time leader in Super Bowl passing yards (3,039), completions (277), touchdown passes (21) and starts (10) by a quarterback. His 14 conference game title starts and 10 conference championship are the most of any starting quarterback in the Super Bowl era.
- X Brady is 34-11 (.756) in the playoffs, the most playoff wins in NFL history by a starting quarterback. His 45 postseason appearances are also most in NFL history among all NFL players.
- X Holds all-time postseason records for passing yards (12,449), completions (1,106), touchdowns (83), multi-touchdown passing games (27) and 300-yard passing games (17).

PLAYERS WITH MULTIPLE SUPER BOWL MVP AWARDS

Name	MVP
1. Tom Brady	5
2. Joe Montana	3
3. Terry Bradshaw	2
3. Eli Manning	2
3. Bart Starr	2

- X After leading Tampa Bay to a Super Wild Card victory against Washington (1/9/21), Brady joined Brett Favre and Joe Montana as the only quarterbacks to win a postseason game with one club after winning at least 10 postseason games with another franchise.
- X The 2019 AFC East title marked Brady's 17th career division title, the most in NFL history. Peyton Manning is second with 12. Brady's 11 consecutive division titles (2009-19) are also an NFL record.
- X His 16 career appearances in a Divisional Playoff game surpassed Jerry Rice's previous record of 13, while his 10 three-touchdown games in the postseason moved him past Joe Montana for the most such games since the 1970 NFL/AFL merger.
- X Brady's touchdown-to-interception ratio (3.09) ranks fourth in NFL history among all players with 2,000 or more passing attempts.
- X Brady has been elected to the Pro Bowl 14 times in his career, tying Tony Gonzalez (14), Peyton Manning (14), Bruce Matthews (14) and Merlin Olsen (14) as the only NFL players with at least 14 Pro Bowl berths.
- X Won an NFL record 31 consecutive home games from 2006-11.
- X In the Super Bowl era, three quarterbacks have had at least 10 seasons in which they made at least one start and never had a losing season - Tom Brady (20), Jeff Hostetler (10) and Roger Staubach (10).
- X Posted an NFL single-season touchdown-to-interception ratio record of 14.00 in 2016, throwing 28 touchdowns to only two interceptions.
- X Brady has led the league in touchdown passes four times in his career (2002,

QUARTERBACKS WITH THREE OR MORE SUPER BOWL VICTORIES

Name	Wins
1. Tom Brady	7
2. Terry Bradshaw	4
2. Joe Montana	4
4. Troy Aikman	3

2007, 2010, 2015), tied with Drew Brees, Len Dawson, Brett Favre, Peyton Manning, Johnny Unitas and Steve Young for the most seasons leading the league in that category.

- X Has amassed 102 300-yard passing games in the regular season, the second-most all-time, trailing only Drew Brees (123).
- X Has thrown for 82,074 regular-season passing yards and 608 regular-season career touchdown passes, each the most in NFL history.
- X Brady has 94,523 total passing yards and 691 total touchdown passes in his career (regular season and postseason combined), each the most in NFL history.
- X Brady has five seasons with at least 35 passing touchdowns, tied for the most such seasons in NFL history (also Aaron Rodgers).
- X Brady has two seasons with at least 40 touchdown passes, joining Aaron Rodgers (three), Drew Brees, Peyton Manning and Dan Marino as the only players in NFL history to have multiple seasons with at least 40 passing touchdowns.
- X Has amassed eight 50-point games in his career, most in NFL history.
- X Became the fourth player in NFL history to reach 70,000 career regular-season passing yards in 2018.
- X Brady won 76 of his first 100 regular season starts, tying Roger Staubach's mark for most victories by a quarterback in his first 100 starts during the Super Bowl Era (since 1966).
- X Brady is the only quarterback in NFL history to start and win three Super Bowls before his 28th birthday.



- X Brady led a game-winning drive to break a tie or take the lead in the fourth quarter of each of the Patriots six Super Bowl victories, becoming the only quarterback in NFL history to lead six game-winning drives in the Super Bowl.
- X Brady won his first 10 playoff games, setting an NFL record for the most consecutive playoff wins.
- X Brady (24 years, 184 days old) was voted MVP of Super Bowl XXXVI and was the fourth-youngest player to earn the honor (Marcus Allen, 23 years and 302 days at Super Bowl XVIII, Lynn Swann, 23 years, 316 days at Super Bowl X and Patrick Mahomes, 24 years and 138 days at Super Bowl LIV).
- X At 43 years, 188 days old, Brady became the oldest player to ever appear in a Super Bowl with Tampa Bay's Super Bowl LV berth. Brady was named the game's MVP.
- X Brady threw for 53 yards on the Patriots game-winning drive in Super Bowl XXXVI, completing five of his eight passes. Two of his pass attempts he spiked to kill the game clock. With just 1:21 remaining, he moved the Patriots into field goal range without the benefit of timeouts.
- X Brady completed 13-of-15 passes for 124 yards and two touchdowns in the fourth quarter of Super Bowl XLIX

MOST PASSING TOUCHDOWNS (NFL HISTORY - REGULAR SEASON)

Name (Years)	TD
1. Tom Brady (2000-Present)	608
2. Drew Brees (2001-2020)	571
3. Peyton Manning (1998-2015)	539
4. Brett Favre (1991-2010)	508
5. Aaron Rodgers (2004-Present)	429

MOST PASSING YARDS (NFL HISTORY - REGULAR SEASON)

Name (Years)	Yards
1. Tom Brady (2000-Present)	82,074
2. Drew Brees (2001-2020)	80,358
3. Peyton Manning (1998-2015)	71,940
4. Brett Favre (1991-2010)	71,838
5. Philip Rivers (2004-2020)	63,440

vs. Seattle to rally the Patriots from a 10-point deficit.

- X Brady led New England back from a Super Bowl record 25-point second-half deficit in Super Bowl LI vs. Atlanta, passing for 282 yards on 27-of-36 attempts and two touchdowns in the second half and overtime.
- X With the win in Super Bowl LIII over the L.A. Rams, Brady earned his 237th career victory (regular season and playoffs), passing Adam Vinatieri for most overall wins in NFL history.

SEASONAL HIGHLIGHTS:

- X Extended his NFL record with a 19th-winning season in 2020.
- X In 2020, set a new NFL record for the most passing touchdowns (40) by a player in their first season with a team.
- X Brady's 40 passing touchdowns in 2020 established a new Buccaneers record.
- X Led the NFL in passing yards in 2017 for the third time in his career.
- X In 2016, Brady set a new NFL record for touchdown-to-interception ratio (14.00), throwing only two interceptions on 432 pass attempts in the regular season.
- X Brady set a career high in 2015 with 402 completions and his 36 touchdown passes led the NFL, marking the fourth time he led the league in touchdown passes in his career and making him the second QB in NFL history with four separate seasons of 35 or more touchdown passes.

MOST PASSING TOUCHDOWNS - SINGLE SEASON (NFL HISTORY)

Name (Year-Team)	TD
1. Peyton Manning (2013-DEN)	55
2. Tom Brady (2011-NE)	50
2. Patrick Mahomes (2018-KC)	50
4. Peyton Manning (2004-IND)	49
5. Dan Marino (1984-MIA)	48
5. Aaron Rodgers (2020-GB)	48
7. Drew Brees (2011-NO)	46
8. Aaron Rodgers (2011-GB)	45
9. Dan Marino (1986-MIA)	44
10. Drew Brees (2012-NO)	43

MOST PASSING YARDS - SINGLE SEASON (NFL HISTORY)

Name (Year-Team)	Yards
1. Peyton Manning (2013-DEN)	5,477
2. Drew Brees (2011-NO)	5,476
3. Tom Brady (2011-NE)	5,235
4. Drew Brees (2016-NO)	5,208
5. Drew Brees (2012-NO)	5,177
6. Drew Brees (2013-NO)	5,162
7. Ben Roethlisberger (2018-PIT)	5,189
8. Jameis Winston (2019-TB)	5,109
9. Patrick Mahomes (2018-KC)	5,097
10. Dan Marino (1984-MIA)	5,084
11. Drew Brees (2008-NO)	5,069
12. Matthew Stafford (2011-DET)	5,038

- X Brady threw his 484th overall touchdown with the Patriots in 2015, the most touchdowns with one team in NFL history.
- X With 30 touchdown passes in 2020, Brady became one of four quarterbacks in NFL history with eight separate seasons of 30 or more touchdown passes.
- X Finished 2011 with 5,235 passing yards and joined Drew Brees (5,208 in 2016, 5,162 in 2013, 5,177 in 2012, 5,476 in 2011 and 5,069 in 2008), Patrick Mahomes (5,097 in 2018), Peyton Manning (5,477 in 2013), Dan Marino (5,084 in 1984), Matthew Stafford (5,038 in 2011) and Jameis Winston (5,109 in 2019), as the only players in NFL history to reach 5,000 passing yards in a single season.
- X In 2010, became the first player in NFL history to be unanimously selected as the Associated Press Most Valuable Player.
- X Threw at least one touchdown pass in 52 straight regular-season games from 2010-2013. Brady's 52 straight games are second all time, behind Drew Brees (54).
- X In 2007, Brady was named the NFL's Most Valuable Player, setting then-NFL records for most touchdown passes in a season (50) and the highest touchdown-interception differential (+42). His mark of most games with three or more touchdown passes (12) is tied for the league record (also Aaron Rodgers, 2020) while he still holds the mark for most touchdown passes in a month (20 in October 2007). Brady's 117.2 passer rating in 2007 - then the second-highest

mark ever - is still the sixth-highest of all-time, while his 4,806 passing yards were the third highest single-season total in league history up to that point.

- X In 2007, Brady contributed to the Patriots establishment of several then-NFL single-season team records, including most points scored in a season (589), largest point differential in a season (+315) and most touchdowns in a season (75). The Patriots became the first team in NFL history to complete a 16-0 regular season and tied the league's single-season mark with 18 overall victories.
- X Brady and receiver Randy Moss set an NFL single-season record in 2007 for most touchdown passes between a passer and a receiver (23), with Moss' 23 touchdown catches also setting a league record.

2021 HIGHLIGHTS:

- X Brady leads the NFL in passing touchdowns (27) and ranks third in passing yards (2,870). Brady's 27 passing touchdowns are tied for the eighth-most through nine games in NFL history.
- X Since joining Tampa Bay, Brady leads the NFL in passing touchdowns (67) and ranks second in passing yards (7,503).
- X In the season opener against Dallas (9/9), made his 300th career regular season start, becoming the first player in NFL history to start 300 games. Threw for 379 yards and four touchdowns, with two interceptions, for a passer rating of 97.0.
- X Brady's 379 yards were the third-most in the NFL in Week 1 while his four touchdown passes tied for second in the league.



MOST PASSING TOUCHDOWNS (SINGLE SEASON, TEAM HISTORY)

Name (Year)	TD
1. Tom Brady (2020)	40
2. Jameis Winston (2019)	33
3. Jameis Winston (2016)	28
4. Tom Brady (2021)	27
4. Josh Freeman (2012)	27
6. Brad Johnson (2003)	26
7. Josh Freeman (2010)	25
8. Brad Johnson (2002)	22
8. Jameis Winston (2015)	22
10. Trent Dilfer (1997)	21
10. Trent Dilfer (1997)	21

- X With Brady's total's against Dallas, he surpassed Brian Griese for the 10th-most passing yards in franchise history.
- X Completed 24-of-36 passes (66.7 pct.) for 276 yards (7.7 avg.) with five touchdowns and zero interceptions, for a 129.2 passer rating against Atlanta.
- X Brady's nine passing touchdowns are tied for the second-most through two games in NFL history. Brady is the fifth quarterback in NFL history with at least four touchdown passes in each of his team's first two games of a season (also: Drew Bledsoe, 1997; Ryan Fitzpatrick, 2018; Patrick Mahomes, 2018; Russell Wilson, 2020).
- X Brady's five touchdown passes matched the most ever in a game by a Buccaneers quarterback. Brady - who also threw for five touchdowns against the L.A. Chargers last season - is the only player in franchise history with multiple games of at least five passing touchdowns.
- X Brady's nine touchdown passes in Weeks 1-2 are the most touchdown passes in any two-game stretch in Buccaneers history.
- X From Week 16 of 2020 through Week 2 of 2021, Brady threw for at least four touchdowns in four consecutive regular season games. He joined Peyton Manning (five-game streak, 10/31/04-11/25/04) and Dan Marino (four-game streak, 11/26/84-12/17/84) as the only three players in NFL history with at least four consecutive games of four-or-more passing touchdowns.

- X From Week 10, 2020 through Week 2, 2021 - including postseason - Brady threw at least two touchdown passes in 13 consecutive games - tied for the second-longest streak in NFL history.
- X With Brady's totals against Atlanta, he surpassed Jeff Garcia for the ninth-most passing yards in franchise history.
- X Brady completed 41-of-55 passes (74.5 pct.) for 432 yards (7.9 avg.) with one touchdown and zero interceptions at L.A. Rams (9/26).
- X In Week 3 at L.A. Rams (9/26), Brady played in his 304th career game, surpassing Pro Football Hall of Famer Jerry Rice (303) for the eighth-most games played in NFL history - the most ever by a non-specialist.
- X Brady's 432 passing yards against the Rams are the fifth-most in a single game in Buccaneers history and the fifth-most in any game in Brady's career.
- X At New England (10/3), Brady threw for 269 yards, surpassing Drew Brees for the most regular season passing yards in NFL history.
- X With the victory over New England, Brady became just the fourth quarterback in NFL history to have a win against all 32 teams (also: Drew Brees, Brett Favre and Peyton Manning).
- X Brady completed 30-of-41 passes (73.2 pct.) for 411 yards and five touchdowns, for a 144.4 passer rating against Miami (10/10).
- X This marked Brady's ninth career regular season game with at least five touchdown passes, tying Peyton



Manning for the second-most such games in NFL history, trailing only Drew Brees (11 such games).

- X Brady now has 12 career regular season games with at least 400 passing yards, tied with Ben Roethlisberger for the fourth-most such games in NFL history.
- X The game against Miami marked the first time in Brady's career with at least 400 passing yards and five-or-more touchdowns in the same game.
- X Brady's second touchdown pass was a 62-yard connection with Antonio Brown, Brady's 45th career touchdown pass of at least 50 yards, tying Drew Brees for the third-most in NFL history.
- X With Brady's totals against Miami, he surpassed Craig Erickson for the eighth-most passing yards in franchise history.
- X At Philadelphia (10/14), completed 34-of-42 passes (81.0 pct.) for 297 yards and two touchdowns, with one interception, for a 102.1 passer rating.
- X Brady's interception against the Eagles snapped a streak of 227 passes without an interception - the longest streak in team history.
- X Brady's 81.0 completion percentage at Philadelphia is the eighth-highest in a single game in team history.
- X Against Chicago (10/24), Brady completed 20-of-36 passes for 211 yards and four touchdowns, with no interceptions, for a 109.8 passer rating.
- X Brady became just the third player in NFL history with 200-or-more completions (203) and 20-or-more touchdown passes (21) in his team's first seven games of the season, joining Andrew Luck (2018) and Peyton Manning (2013). Brady and Manning are the only two to accomplish this feat while also having 2,000-or-more passing yards.

MOST PASSING YARDS (SINGLE SEASON, TEAM HISTORY)

Name (Year)	Yards
1. Jameis Winston (2019)	5,109
2. Tom Brady (2020)	4,806
3. Jameis Winston (2016)	4,090
4. Josh Freeman (2012)	4,065
5. Jameis Winston (2015)	4,042
6. Brad Johnson (2003)	3,811
7. Josh Freeman (2011)	3,592
8. Doug Williams (1981)	3,563
9. Steve DeBerg (1984)	3,554
10. Jameis Winston (2017)	3,504

- X Brady completed 28-of-40 passes (70.0 pct) for 375 yards and four touchdowns, with two interceptions, for a 112.0 passer rating at New Orleans (10/31).
- X Brady now has 38 career regular season games with at least four touchdowns, surpassing Drew Brees (37) for the most such games in NFL history. Brady now has 98 career regular season games with at least three passing touchdowns, which also surpassed Brees (97) for the most such games in NFL history.
- X Brady joins Patrick Mahomes (2018), Peyton Manning (2013) and Russell Wilson (2020) as the only players in NFL history with 25-or-more touchdown passes and 2,500+ passing yards through his team's first eight games of a season.
- X Brady now has 65 passing touchdowns with Tampa Bay, surpassing Steve DeBerg (61) and Brad Johnson (64) for the sixth-most passing touchdowns in franchise history.
- X Brady now has 11 games with at least 300 passing yards since joining Tampa Bay, surpassing Doug Williams for the third-most such games in franchise history. Brady's 11 300-yard games over the past two seasons are tied for the second-most such contests in the NFL.
- X Brady completed 23-of-34 passes (67.6 pct) for 220 yards and two touchdowns, with two interceptions, for a 80.5 passer rating at Washington (11/14).
- X Brady's 27 touchdown passes are tied for the eighth-most through nine games in NFL history while his 2,650 passing yards are 19th-most through nine games in NFL history. Both are the most through nine games in team history.
- X Brady's 27 passing touchdowns are tied for the fourth-most in a single season in Buccaneers history.

2020 HIGHLIGHTS:

- X Tied for second in the NFL in passing touchdowns (40), third in passing yards (4,633) and ninth in passer rating (102.2). Accounted for 43 total touchdowns (40 passing, three rushing), the third-most in the NFL. His 40 touchdown passes tied for the 13th-most in a single season in NFL history.

- X His 40 passing touchdowns are the most in a single season in team history and his 102.2 passer rating is the highest in a single season in franchise history, while his 4,633 passing yards are the second-most in a season in team history.
- X Set a new NFL record for most passing touchdowns by a player in their first season with a team. His passing yardage total is the second-most by a player in their first season with a team.
- X Named co-captain for the 19th consecutive season.
- X Made Buccaneers debut at New Orleans (9/13), throwing for 239 yards and two touchdowns, along with a rushing touchdown. His three total touchdowns are the most ever by a Buccaneers quarterback in their franchise debut.
- X Threw for 217 yards with one touchdown in a win against Carolina (9/20).
- X At Denver (9/27), threw for 297 yards with three touchdowns and no interceptions, for a passer rating of 115.8. It marked his 59th career game with at least three passing touchdowns and no interceptions, the most such games in NFL history. It also marked his 133rd career game with a passer rating over 100, the second-most such games in NFL history.



- X Threw for 369 yards and five touchdowns in a comeback win against L.A. Chargers (10/4), tying the Buccaneers franchise record for passing touchdowns in a single game.
- X The win was the 222nd of Brady's career, surpassing Adam Vinatieri (221) for the most wins by any player in league history.
- X The Buccaneers trailed the Chargers 24-7 in the second quarter, rallying for a 38-31 victory, matching the second-largest comeback in franchise history. It marked the 34th time Brady has led a comeback from a deficit of 10-or-more, the most in NFL history.
- X Brady now has seven games with at least 300 passing yards and five touchdowns, tied with Peyton Manning for the second-most such games in NFL history.
- X The game against the Chargers marked Brady's 93rd game with at least 300 passing yards, tying Peyton Manning for the second-most in NFL history.
- X At Chicago on Thursday Night Football (10/8), threw for 253 yards and one touchdown.
- X Threw for 166 yards with two touchdowns and no interceptions for a 104.9 passer rating in a 38-10 Buccaneers victory over the Green Bay Packers (10/18).
- X At the Las Vegas Raiders (10/25), Brady completed 33-of-45 passes (73.3 pct.) for 369 yards (8.2 avg.) and four touchdowns, for a passer rating of 127.0. Also added a rushing touchdown.
- X The Raiders game marked Brady's 94th career regular season game with at least 300 passing yards, surpassing Peyton Manning for the second-most in NFL history.
- X One of Brady's touchdown passes against the Raiders went to TE Rob



Gronkowski, the pair's 80th career touchdown connection in the regular season, surpassing Dan Marino & Mark Clayton for the fourth-most touchdown connections in NFL history. Including the postseason, Brady & Gronkowski now have 92 touchdown connections, tying Steve Young & Jerry Rice for the second-most in NFL history.



- X On Monday Night Football at New York Giants (11/2), completed 28-of-40 passes (70.0 pct.) for 279 yards with two touchdowns and no interceptions, for a passer rating of 106.1.
- X Threw for 209 yards against New Orleans (11/8).
- X At Carolina (11/15), completed 29-of-39 passes (71.8 pct.) for 341 yards (8.7 avg.) with three touchdowns and no interceptions, for a 124.0 passer rating. Also added a touchdown rush. The game marked the 61st of his career with at least three touchdown passes and no interceptions - extending his own NFL record.
- X Threw for 216 yards and two touchdowns with one interception on Monday Night Football against L.A. Rams (11/23).
- X Against Kansas City (11/29), threw for 345 yards and three touchdowns, with two interceptions.
- X Threw for 196 yards and two touchdowns with no interceptions for a 120.9 passer rating in a Buccaneers win against Minnesota (12/13).
- X At Atlanta (12/20), threw for a season-high 390 yards with two touchdowns, for a passer rating of 110.4. Brady now has 140 career games with a passer rating of at least 100.0, tying Drew Brees for the most such games in NFL history.
- X Brady threw for 320 yards in the second half against the Falcons, the most by

an QB in the NFL in the second half of a game this season and the most by a Buccaneers QB in any half dating back to at least 1991.

- X Brady completed 22-of-27 passes (81.4 pct.) for 348 yards (12.8 avg.) with four touchdowns and no interceptions, for a perfect 158.3 passer rating at Detroit.
- X Brady joins Craig Erickson as the only player in team history to have a game with a perfect passer rating (min. 20 attempts). Brady now has three career regular season games with a perfect passer rating, tying Peyton Manning, Ben Roethlisberger and Kurt Warner for the most such games in NFL history.
- X All of Brady's 348 passing yards at Detroit came in the first half, the most passing yards in any half by a Buccaneers quarterback dating back to at least 1991.
- X Brady, who threw for 320 yards and two touchdowns in the second half at Atlanta in Week 15, became the first player in over the last 40 years with at 600+ passing yards over a four-quarter span (per Elias Sports).
- X Brady's 81.48 completion percentage is tied for the sixth-best in a single game in franchise history, while his 12.89 yards per attempt are the fifth-highest in a single game in team history (each min. 20 attempts).
- X Brady extended his NFL record of games with multiple touchdown passes and no interceptions to 113.
- X Completed 26-of-41 passes for 399 yards (9.7 avg.) with four touchdowns and one interception, with a 117.8 passer rating in Week 17 against Atlanta (1/3/21).
- X Against Atlanta, Brady made his 299th career start, tying Brett Favre for the most in NFL history.



- X Over his final eight quarters of the season, Brady threw for 1,067 yards - the most passing yards over an eight quarter span by any quarterback in the last 30 years.
- X The Falcons game marked the seventh consecutive contest with multiple passing touchdowns, establishing a new franchise record.
- X Brady also posted back-to-back games with at least four touchdown passes, tying the franchise record.
- X Led Tampa Bay to a victory over Washington in the Super Wild Card Round (1/9), throwing for 388 yards (9.5 avg.) and two touchdowns, for a 104.3 passer rating.
- X He established new single-game postseason records for passing yards, yards per attempt and passer rating, while tying for the most passing touchdowns in a postseason game in team history.
- X With his touchdown passes at Washington, Brady became the oldest player to throw a touchdown pass in NFL postseason history, with Brady (43 years, 159 days) surpassing George Blanda (43 years, 108 days).
- X In the Divisional Round at New Orleans (1/17/21), Brady threw for 191 yards and two touchdowns, with no interceptions, for a 92.9 passer rating. Brady also added a rushing touchdown.
- X With his rushing touchdown, Brady became the oldest player in NFL history (43 years, 167 days), to score a postseason touchdown surpassing Pro Football Hall of Famer Jerry Rice (40 years, 105 days) In Super Bowl XXXVII.
- X In the NFC Championship Game, threw for 280 yards and three touchdowns, leading the Buccaneers to the team's second-ever NFC Championship and an appearance in Super Bowl LV.



- X Named Super Bowl LV MVP after completing 21-of-29 passes (72.4 pct.) with three touchdowns and no interceptions, for a 125.8 passer rating.
- X Brady's 125.8 passer rating is the highest in a postseason game in Buccaneers franchise history and the fifth-highest in a postseason contest in Brady's career.
- X Brady's three touchdown passes (done in both the NFC Championship Game and Super Bowl LV) are the most in a single game in Buccaneers postseason history.
- X Brady finished the 2020 postseason with 1,061 passing yards, the eighth most in a single postseason in NFL history.
- X Brady had 10 postseason passing touchdowns are tied for the fourth-most in a single postseason in NFL history.
- X Brady's 50 total touchdown passes are the eighth-most in a single season in NFL history while his 5,694 total passing yards are the 10th-most in a season in NFL history (regular season and postseason combined)



yards and a 62.3 completion percentage and fifth with 35 touchdown passes.

COLLEGE/PERSONAL:

- X Completed 31-of-56 attempts for 375 yards against Ohio State to establish school single game-records, breaking the old marks of 52 attempts for 372 yards by Scott Dreisbach vs. Virginia in 1995 and 29 completions by Todd Collins vs. Oklahoma State in 1992.
- X Threw at least one touchdown pass in all 16 Big Ten conference games as a starter.
- X As a senior in 1999 was named All-Big Ten Conference second-team selection and team MVP after completing 214-of-341 passes (62.8 percent) for 2,586 yards, 20 touchdowns and only six interceptions.
- X Led Michigan to the Big Ten title as a junior in 1998.
- X Served as Brian Griese's backup during the Wolverines national championship season, in which they went 12-0 in 1997.
- X Thomas Brady was born the son of Tom and Galynn Brady on Aug. 3, 1977 in San Mateo, Calif.
- X Blue Chip Illustrated and Prep Football Report All-American selection at Junipero Serra High in San Mateo, Calif.
- X Added all-state and All-Far West honors as the team's Most Valuable Player.

- X Brady earned three letters at Michigan (1997-99) and recorded a 20-5 record as a two-year starter for the Wolverines.
- X Started all 25 games of his junior and senior seasons, including victories in the 1999 Citrus Bowl and the 2000 Orange Bowl.
- X Led the Wolverines to 15 wins in a 16-game span from 1998-99.
- X Finished his career ranking third in Michigan history with 710 attempts and 442 completions, fourth with 5,351

MOST PASSING YARDS (TEAM HISTORY)

Name (Year)	Yards
1. Jameis Winston (2015-19)	19,737
2. Vinny Testaverde (1987-92)	14,820
3. Josh Freeman (2009-13)	13,534
4. Trent Dilfer (1994-99)	12,969
5. Doug Williams (1978-1982)	12,648
6. Brad Johnson (2001-04)	10,940
7. Steve DeBerg (1984-87, 1992-93)	9,439
8. Tom Brady (2020-)	7,503
9. Craig Erickson (1992-94)	6,094
10. Jeff Garcia (2007-08)	5,152

MOST PASSING TOUCHDOWNS (TEAM HISTORY)

Name (Year)	TD
1. Jameis Winston (2015-19)	121
2. Josh Freeman (2009-13)	80
3. Vinny Testaverde (1987-92)	77
4. Doug Williams (1978-1982)	73
5. Trent Dilfer (1994-99)	70
6. Tom Brady (2020-)	67
7. Brad Johnson (2001-04)	64
7. Steve DeBerg (1984-87, 1992-93)	61
9. Craig Erickson (1992-94)	34
10. Brian Griese (2004-05, 2008)	32

- X Earned two letters in both football and baseball.
- X Was the starting varsity quarterback for two seasons (1993-94) and completed 236-of-447 passes (52.8 percent) for 3,702 yards and 31 touchdowns during his high school career.
- X Drafted in the 18th round of the 1995 Major League Baseball draft as a catcher by the Montreal Expos.
- X Inducted into the Junipero Serra High School Hall of Fame in 2003, joining fellow Serra High graduates Barry Bonds, Lynn Swann, Gregg Jeffries, Jim Fregosi, and his older sister Maureen, among many others.



BRADY'S CAREER PASSING STATISTICS

Year	Team	Passing							Yds					
		GP	GS	Att	Cmp	Pct	Yds	Y/A	TD	Int	Lg	Sk	Lst	RTG
2000	New England	1	0	3	1	33.3	6	2.0	0	0	6	0	0	42.4
2001	New England	15	14	413	264	63.9	2,843	6.9	18	12	91	41	216	86.5
2002	New England	16	16	601	373	62.1	3,764	6.3	28	14	49	31	190	85.7
2003	New England	16	16	527	317	60.2	3,620	6.9	23	12	82	32	219	85.9
2004	New England	16	16	474	288	60.8	3,692	7.8	28	14	50	26	162	92.6
2005	New England	16	16	530	334	63.0	4,110	7.8	26	14	71	26	188	92.3
2006	New England	16	16	516	319	61.8	3,529	6.8	24	12	62	26	175	87.9
2007	New England	16	16	578	398	68.9	4,806	8.3	50	8	69	21	128	117.2
2008	New England	1	1	11	7	63.6	76	6.9	0	0	26	0	0	83.9
2009	New England	16	16	565	371	65.7	4,398	7.8	28	13	81	16	86	96.2
2010	New England	16	16	492	324	65.9	3,900	7.9	36	4	79	25	175	111.0
2011	New England	16	16	611	401	65.6	5,235	8.6	39	12	99	32	173	105.6
2012	New England	16	16	637	401	63.0	4,827	7.6	34	8	83	27	182	98.7
2013	New England	16	16	628	380	60.5	4,343	6.9	25	11	81	40	256	87.3
2014	New England	16	16	582	373	64.1	4,109	7.1	33	9	69	21	134	97.4
2015	New England	16	16	624	402	64.4	4,770	7.6	36	7	76	38	225	102.2
2016	New England	16	16	432	291	67.4	3,554	8.2	28	2	79	15	87	112.2
2017	New England	16	16	581	385	66.3	4,577	7.9	32	8	64	35	201	102.8
2018	New England	16	16	570	375	65.8	4,355	7.6	29	11	63	21	147	97.7
2019	New England	16	16	613	373	60.8	4,057	6.6	24	8	59	27	185	88.0
2020	Tampa Bay	16	16	610	401	65.7	4,663	7.6	40	12	50	21	143	102.2
2021	Tampa Bay	9	9	377	254	67.4	2,870	7.6	27	7	62t	12	86	106.1
NFL Totals		310	308	10,975	7,032	64.1	82,074	7.5	608	198	99	533	3,358	97.6

Playoffs

Year	Team	Passing							Yds					
		GP	GS	Att	Cmp	Pct	Yds	Y/A	TD	Int	Lg	Sk	Lst	RTG
2001	New England	3	3	97	60	61.9	572	5.9	1	1	29	5	36	77.3
2003	New England	3	3	126	75	59.5	792	6.3	5	2	52	0	0	84.5
2004	New England	3	3	81	55	67.9	587	7.2	5	0	60	7	57	109.4
2005	New England	2	2	63	35	55.6	542	8.6	4	2	73	4	12	92.2
2006	New England	3	3	119	70	58.5	724	6.1	5	4	49	4	22	76.5
2007	New England	3	3	109	77	70.6	737	6.8	6	3	53	8	52	96.0
2009	New England	1	1	42	23	54.8	154	3.7	2	3	24	3	22	49.1
2010	New England	1	1	45	29	64.4	299	6.6	2	1	37	5	40	89.0
2011	New England	3	3	111	75	67.6	878	7.9	8	4	61	3	15	100.4
2012	New England	2	2	94	54	57.4	664	7.1	4	2	47	1	9	84.7
2013	New England	2	2	63	37	58.7	475	7.5	1	0	53	4	34	87.7
2014	New England	3	3	135	93	68.9	921	6.8	10	4	46	4	24	100.3
2015	New England	2	2	98	55	56.1	612	6.2	3	2	42	4	18	76.6
2016	New England	3	3	142	93	65.5	1,137	8.0	7	3	48	9	42	97.7
2017	New England	3	3	139	89	64.0	1,132	8.1	8	0	50	4	17	108.6
2018	New England	3	3	125	85	68.0	953	7.6	2	3	35	1	9	85.8
2019	New England	1	1	37	20	54.1	209	5.6	0	1	29	0	0	59.4
2020	Tampa Bay	4	4	138	81	58.7	1,061	7.7	10	3	52	6	37	98.1
NFL Totals		45	45	1,764	1,106	62.7	12,449	7.1	83	38	73	72	446	90.4

REGULAR SEASON SINGLE-GAME HIGHS

Pass Attempts: 65, vs. San Francisco, 12/16/12 (w/New England)
Pass Completions: 39, twice, last vs. Buffalo, 9/14/09 (w/New England)
Completion Percentage: 88.5, vs. Jacksonville, 12/27/09 (w/New England)
Passing Yards: 517, at Miami, 9/12/11 (w/New England)
Touchdowns: 6, twice, last vs. Tennessee, 10/18/09 (w/New England)
Quarterback Rating: 158.3, three times, last at Detroit, 12/26/20 (min. 14 att.)
Long Pass: 99-yard touchdown, at Miami, 9/12/11 (w/New England)

POSTSEASON SINGLE-GAME HIGHS

Pass Attempts: 62, vs. Atlanta, Super Bowl LI, 2/5/17 (w/New England)
Pass Completions: 43, vs. Atlanta, Super Bowl LI, 2/5/17 (w/New England)
Completion Percentage: 92.9, vs. Jacksonville, 1/12/08 (w/New England)
Passing Yards: 505, vs. Philadelphia, Super Bowl LII 2/4/18 (w/New England)
Touchdowns: 6, vs. Denver, 1/14/12 (w/New England)
Quarterback Rating: 141.4, vs. Jacksonville, 1/12/08 (w/New England)
Long Pass: 73-yard pass, at Denver, 1/14/05 (w/New England)

BRADY'S CAREER RUSHING & ADDITIONAL STATISTICS

Rushing						Playoffs Rushing							
Year	Team	Att	Yds	Avg	Lg	TD	Year	Team	Att	Yds	Avg	Lg	TD
2000	New England	0	0	0	0	0							
2001	New England	36	43	1.2	12	0							
2002	New England	42	110	2.6	15	1	2001	New England	8	22	2.8	6	1
2003	New England	42	63	1.5	11	1	2003	New England	12	18	1.5	12	0
2004	New England	43	28	0.7	10	0	2004	New England	7	3	0.4	3	1
2005	New England	27	89	3.3	15	1	2005	New England	3	8	2.7	7	0
2006	New England	49	102	2.1	22	0	2006	New England	8	18	2.3	12	0
2007	New England	37	98	2.7	19	2	2007	New England	4	-1	-0.3	2	0
2008	New England	0	0	0	0	0	2009	New England	0	0	0	0	0
2009	New England	29	44	1.5	9	1	2010	New England	2	2	1.0	3	0
2010	New England	31	30	1.0	9	1	2011	New England	9	10	1.1	4	1
2011	New England	43	109	2.5	13	3	2012	New England	3	4	1.3	3	0
2012	New England	23	32	1.4	7	4	2013	New England	3	6	2.0	5	1
2013	New England	32	18	0.6	11	0	2014	New England	11	10	0.9	9	1
2014	New England	36	57	1.6	17	0	2015	New England	9	19	2.1	11	1
2015	New England	34	53	1.6	13	3	2016	New England	9	13	1.4	15	0
2016	New England	28	64	2.3	15	0	2017	New England	7	8	1.1	6	0
2017	New England	25	28	1.1	7	0	2018	New England	5	-4	-0.8	0	0
2018	New England	23	35	1.5	10	2	2019	New England	0	0	0.0	0	0
2019	New England	26	34	1.3	17	3	2020	Tampa Bay	13	-3	-0.2	2	1
2020	Tampa Bay	30	6	0.2	4	3							
2020	Tampa Bay	15	41	2.7	13	1							
Totals		651	1,084	1.7	22	26	Totals		113	133	1.2	15	7

ADDITIONAL STATS

Fumbles-Lost: 128-51 - 3-2 in 2021; 4-1 in 2020; 4-1 in 2019; 4-2 in 2018; 7-3 in 2017; 5-0 in 2016; 6-2 in 2015; 6-3 in 2014; 9-3 in 2013; 2-0 in 2012; 6-2 in 2011; 3-1 in 2010; 4-2 in 2009; 6-4 in 2007; 12-4 in 2006; 4-3 in 2005; 7-5 in 2004; 13-5 in 2003; 11-5 in 2002; 12-3 in 2001;

Misc. Tackles: 13 - 1 in 2019; 1 in 2018; 2 in 2015; 1 in 2014; 2 in 2012; 2 in 2004; 1 in 2002; 3 in 2001

Receiving: 2018: one for six yards - (11/11/18 at Tennessee); 2015: 1 for 36 yards (12/6/15 vs. Philadelphia); 2001: one for 23 yards (12/22/01 vs. Miami)

Punting: 2013: one for 32 yards, fair caught at 22-yard line (12/29/13 vs. Buffalo); 2011: 1 for 48 yards, downed at 10-yard line (1/14/12 vs. Denver); 2003: one for 48 yards, downed at one-yard line (12/7/03 vs. Miami) (12/22/01 vs. Miami)

BRADY'S GAME-BY-GAME STATISTICS

2021

DATE	OPP	ATT	CMP	PCT	PASSING			INT	LG	SK-YDS	RTG
					YDS	YDS/ATT	TD				
Sept. 9	DAL	50	32	64.0	379	7.6	4	2	47t	0-0	97.3
Sept. 19	ATL	36	24	66.7	276	7.7	5	0	26	3-17	129.2
Sept. 26	@LAR	55	41	74.5	432	7.9	1	0	32	3-21	103.0
Oct. 3	@NE	43	22	51.2	269	6.3	0	0	28	1-8	70.8
Oct. 10	MIA	41	30	73.2	411	10.0	5	0	62t	2-15	144.4
Oct. 14	@PHI	42	34	81.0	297	7.1	2	1	27	0-0	102.1
Oct. 24	CHI	36	20	55.6	211	5.9	4	0	46	0-0	109.8
Oct. 31	@NO	40	28	70.0	375	9.4	5	2	50t	3-25	112.0
Nov. 14	@WAS	29	19	67.6	220	6.5	2	2	40t	0-0	80.5
Nov. 22	NYG										
Nov. 28	@IND										
Dec. 5	@ATL										
Dec.12	BUF										
Dec. 19	NO										
Dec. 26	@CAR										
Jan. 2	@NYJ										
Jan. 9	CAR										
TOTALS		377	254	67.4	2,870	7.6	27	7	62t	12-86	106.1

2020

DATE	OPP	ATT	CMP	PCT	PASSING			INT	LG	SK-YDS	RTG
					YDS	YDS/ATT	TD				
Sept. 13	@NO	36	23	63.9	239	6.6	2	2	39	3-15	78.4
Sept. 20	CAR	35	23	65.7	217	6.2	1	1	50	0-0	80.3
Sept. 27	@DEN	38	25	65.8	297	7.8	3	0	47	2-12	115.8
Oct. 4	LAC	46	30	65.2	369	8.0	5	1	48	0-0	117.0
Oct. 8	@CHI	41	25	61.0	253	6.2	1	0	35	3-20	86.7
Oct. 18	GB	27	17	63.0	166	6.1	2	0	31	0-0	104.9
Oct. 25	@LV	45	33	73.3	369	8.2	4	0	35	0-0	127.0
Nov. 2	@NYG	40	28	70.0	279	7.0	2	0	25	2-16	106.1
Nov. 8	NO	38	22	57.9	209	5.5	0	3	22	3-23	40.4
Nov. 15	@CAR	39	28	71.8	341	8.7	3	0	44	1-7	124.0
Nov. 23	LAR	48	26	54.2	216	4.5	2	2	37	1-7	62.5
Nov. 29	KC	41	27	65.9	345	8.4	3	2	48	1-3	96.1
Dec. 13	MIN	23	15	65.2	196	8.5	2	0	48t	0-0	120.9
Dec. 20	@ATL	45	31	68.9	390	8.7	2	0	46t	3-25	110.4
Dec. 27	@DET	27	22	81.5	348	12.9	4	0	47	1-7	158.3
Jan. 3	ATL	41	26	63.4	399	9.7	4	1	47	1-8	117.8
TOTALS		610	401	65.7	4,633	7.6	40	12	50	21-143	102.2
Playoffs											
DATE	OPP	ATT	CMP	PCT	YDS	YDS/ATT	TD	INT	LG	SK-YDS	RTG
Jan 9	@WAS	40	22	55.0	381	9.5	2	0	36t	3-16	104.3
Jan. 17	@NO	33	18	54.5	199	6.0	2	0	29	1-10	92.9
Jan. 24	@GB	36	20	55.6	280	7.8	3	3	52	1-5	73.8
Feb. 7	KC	29	21	72.4	201	6.9	3	0	31	1-6	125.8
TOTALS		109	60	55.0	860	7.9	7	3	52	5-31	90.8

2019 (W/NEW ENGLAND)

DATE	OPP	ATT	CMP	PCT	PASSING			INT	LG	SK-YDS	RTG
					YDS	YDS/ATT	TD				
Sept. 8	PIT	36	24	66.7	341	9.5	3	0	58	1-7	124.9
Sept. 15	@MIA	28	20	71.4	264	9.4	2	0	32	2-9	124.7
Sept. 22	NYJ	42	28	66.7	306	7.3	2	0	41	0-0	103.9
Sept. 29	@BUF	39	18	46.2	150	3.8	0	1	31	0-0	45.9
Oct. 6	@WAS	42	28	66.7	348	8.3	3	1	31	4-36	106.1
Oct. 10	NYG	41	31	75.6	334	8.1	0	1	36	3-21	88.9
Oct. 21	@NYJ	45	31	68.9	249	5.5	1	1	28	0-0	80.7
Oct. 27	CLE	36	20	55.6	259	7.2	2	0	59	3-20	96.9
Nov. 30	@BAL	46	30	65.2	285	6.2	1	1	30	2-17	80.4
Nov. 17	@PHI	47	26	55.3	216	4.6	0	0	30	1-7	67.3
Nov. 24	DAL	37	17	45.9	190	5.1	1	0	32	2-9	70.8
Dec. 1	@HOU	47	24	51.1	326	6.9	3	1	44	3-23	85.9
Dec. 8	KC	36	19	52.8	169	4.7	1	1	37	3-20	63.3
Dec. 15	@CIN	29	15	51.7	128	4.4	2	0	23	2-12	86.6
Dec. 21	BUF	33	26	78.8	271	8.2	1	0	31	0-0	111
Dec. 29	MIA	29	16	55.2	221	7.6	2	1	50	1-4	88.4
TOTALS		613	373	60.8	4,057	6.6	24	8	59	27-185	88.0
Playoffs											
DATE	OPP	ATT	CMP	PCT	YDS	YDS/ATT	TD	INT	LG	SK-YDS	RTG
Sept. 4	TEN	37	20	54.1	209	5.6	0	1	29	0-0	59.4
TOTALS		37	20	54.1	209	5.6	0	1	29	0-0	59.4

2018 (W/NEW ENGLAND)

DATE	OPP	ATT	CMP	PCT	PASSING			INT	LG	SK-YDS	RTG
					YDS	YDS/ATT	TD				
Sept. 9	HOU	39	26	66.7	277	7.1	3	1	30	2-10	102.2
Sept. 16	@JAC	35	24	68.6	234	6.7	2	0	29	2-14	106.1
Sept. 23	@DET	26	14	53.8	133	5.1	1	1	19	2-13	65.1
Sept. 30	MIA	35	23	65.7	274	7.8	3	2	55	0-0	94.2
Oct. 4	IND	44	34	77.3	341	7.8	3	2	34	0-0	102.6
Oct. 14	KC	35	24	68.6	340	9.7	1	0	42	2-13	109.2
Oct. 21	@CHI	36	25	69.4	277	7.7	3	1	55	1-4	108.2
Oct. 29	@BUF	45	29	64.4	324	7.2	0	0	29	2-13	85.8
Nov. 4	GB	35	22	62.9	294	8.4	1	0	55	2-21	99.0
Nov. 11	@TEN	41	21	51.2	254	6.2	0	0	44	3-23	70.6
Nov. 25	@NYJ	31	20	64.5	283	9.1	2	0	36	0-0	115.4
Dec. 2	MIN	32	24	75.0	311	9.7	1	1	42	0-0	102.5
Dec. 9	@MIA	43	27	62.8	358	8.3	3	0	37	2-14	112.4
Dec. 16	@PIT	36	25	69.4	279	7.8	1	1	63	1-7	89.9
Dec. 23	BUF	24	13	54.2	126	5.3	1	2	32	1-9	48.3
Dec. 30	NYJ	33	24	72.7	250	7.6	4	0	20	1-6	133.8
TOTALS		570	375	65.8	4,355	7.6	29	11	63	21-147	97.7

Playoffs

DATE	OPP	ATT	CMP	PCT	YDS	YDS/ATT	TD	INT	LG	SK-YDS	RTG
Jan. 13	LAC	44	34	77.3%	343	7.8	1	0	35	0-0	106.5
Jan. 20	@KC	46	30	65.2%	348	7.6	1	2	30	0-0	77.1
Feb. 3	LAR	35	21	60.0%	262	7.5	0	1	29	1-9	71.4
TOTALS		37	20	54.1	209	5.6	0	1	29	0-0	59.4

2017 (W/NEW ENGLAND)

DATE	OPP	ATT	CMP	PCT	PASSING			INT	LG	SK-YDS	RTG
					YDS	YDS/ATT	TD				
Sept. 7	KC	36	16	44.4	267	7.4	0	0	54	3-20	70.0
Sept. 17	@NO	39	30	76.9	447	11.5	3	0	53	2-11	139.6
Sept. 24	HOU	35	25	71.4	378	10.8	5	0	47	5-41	146.2
Oct. 1	CAR	45	32	71.1	307	6.8	2	0	43	3-14	104.6
Oct. 5	@TB	40	30	75.0	303	7.6	1	1	34	3-14	94.1
Oct. 15	@NYJ	38	20	52.6	257	6.8	2	1	42	0-0	80.7
Oct. 22	ATL	29	21	72.4	249	8.6	2	0	30	2-8	121.2
Oct. 29	LAC	47	32	68.1	333	7.1	1	0	27	3-16	95.4
Nov. 12	@DEN	34	25	73.5	266	7.8	3	0	27	1-6	125.4
Nov. 19	@OAK	37	30	81.1	340	9.2	3	0	64	1-8	132.0
Nov. 26	MIA	28	18	64.3	227	8.1	4	1	39	1-6	114.1
Dec. 3	@BUF	30	21	70.0	258	8.6	0	1	30	3-14	82.4
Dec. 11	@MIA	43	24	55.8	233	5.4	1	2	38	2-10	59.5
Dec. 17	@PIT	35	22	62.9	298	8.5	1	1	43	2-15	87.6
Dec. 24	BUF	28	21	75.0	224	8.0	2	1	24	2-6	106.8
Dec. 31	NYJ	37	18	48.6	190	5.1	2	0	37	2-12	82.0
TOTALS		581	385	66.3	4,577	7.9	32	8	64	35-201	102.8

Playoffs

DATE	OPP	ATT	CMP	PCT	YDS	YDS/ATT	TD	INT	LG	SK-YDS	RTG
Jan. 13	TEN	53	35	66.0	337	6.4	3	0	31	0-0	102.5
Jan. 21	JAC	38	26	68.4	290	7.6	2	0	31	3-12	108.4
Feb. 4	PHI	48	28	58.3	505	10.5	3	0	31	1-5	115.4
TOTALS		139	89	64.0	1,132	8.1	8	0	50	4-17	108.6

2016 (W/NEW ENGLAND)**PASSING**

DATE	OPP	ATT	CMP	PCT	YDS	YDS/ATT	TD	INT	LG	SK-YDS	RTG
Sept. 11	@ARI				Suspended						
Sept. 18	MIA				Suspended						
Sept. 22	HOU				Suspended						
Oct. 2	BUF				Suspended						
Oct. 9	@CLE	40	28	70.0	406	10.2	3	0	63	1-3	127.7
Oct. 16	CIN	35	29	82.9	376	10.7	3	0	39	3-18	140.0
Oct. 23	@PIT	26	19	73.1	222	8.5	2	0	37	0-0	124.2
Oct. 30	@BUF	33	22	66.7	315	9.5	4	0	53	4-22	137.0
Nov. 13	SEA	32	23	71.9	316	9.9	0	1	36	2-12	90.1
Nov. 20	@SF	40	24	60.0	280	7.0	4	0	56	1-7	114.6
Nov. 27	@NYJ	50	30	60.0	286	5.7	2	0	25	0-0	89.3
Dec. 4	LAR	46	33	71.7	269	5.8	1	0	32	0-0	93.5
Dec. 12	BAL	38	25	65.8	406	10.7	3	1	79	1-5	116.8
Dec. 18	@DEN	32	16	50.0	188	5.9	0	0	34	2-11	68.2
Dec. 24	NYJ	27	17	63.0	214	7.9	3	0	35	1-9	124.6
Jan. 1	@MIA	33	25	75.8	276	8.4	3	0	77	0-0	130.4

TOTALS

581 385 66.3 4,577 7.9 32 8 64 35-201 102.8

Playoffs

DATE	OPP	ATT	CMP	PCT	YDS	YDS/ATT	TD	INT	LG	SK-YDS	RTG
Jan. 14	HOU	38	18	47.4	287	7.6	2	2	48	2-8	68.6
Jan. 22	PIT	42	32	76.2	384	9.1	3	0	41	2-10	127.5
Feb. 5	ATL	62	43	69.4	466	7.5	2	1	28	5-24	95.2

TOTALS

142 93 65.5 1,137 8.0 7 3 48 9-42 97.7

2015 (W/NEW ENGLAND)**PASSING**

DATE	OPP	ATT	CMP	PCT	YDS	YDS/ATT	TD	INT	LG	SK-YDS	RTG
Sept. 10	PIT	32	25	78.1	288	9.0	4	0	52	2-7	143.8
Sept. 20	@BUF	59	38	64.4	466	7.9	3	0	40	2-15	105.6
Sept. 27	JAC	42	33	78.6	358	8.5	2	0	43	2-12	118.1
Oct. 11	@DAL	27	20	74.1	275	10.2	2	0	59	5-28	130.9
Oct. 18	@IND	37	23	62.2	312	8.4	3	1	39	2-11	104.8
Oct. 25	NYJ	54	34	63.0	355	6.6	2	0	27	3-18	94.3
Oct. 29	MIA	38	26	68.4	356	9.4	4	0	47	2-14	133.2
Nov. 8	WAS	39	26	66.7	299	7.7	2	1	48	0-0	96.0
Nov. 15	@NYG	42	26	61.9	334	8.0	2	1	76	3-5	92.8
Nov. 23	BUF	39	20	51.3	277	7.1	1	1	41	1-6	72.3
Nov. 29	@DEN	42	23	54.8	280	6.7	3	0	63	3-18	99.3
Dec. 6	PHI	56	29	51.8	312	5.6	3	2	30	4-24	71.4
Dec. 13	@HOU	30	22	73.3	226	7.5	2	0	45	3-29	116.8
Dec. 20	TEN	35	23	65.7	267	7.6	2	0	31	2-14	107.7
Dec. 27	@NYJ	31	22	71.0	231	7.5	1	1	30	2-10	89.6
Jan. 3	@MIA	21	12	57.1	134	6.4	0	0	68	2-14	76.3

TOTALS

624 402 64.4 4,770 7.6 36 7 76 38-225 102.2

Playoffs

DATE	OPP	ATT	CMP	PCT	YDS	YDS/ATT	TD	INT	LG	SK-YDS	RTG
Jan. 16	KC	42	28	66.7	302	7.2	2	0	42	0-0	103.5
Jan. 24	@DEN	56	27	48.2	310	5.5	1	2	40	4-18	56.4

TOTALS

98 55 56.1 612 6.2 3 2 42 4-18 76.6

2014 (W/NEW ENGLAND)

DATE	OPP	ATT	CMP	PCT	PASSING			INT	LG	SK-YDS	RTG
					YDS	YDS/ATT	TD				
Sept. 7	@MIA	56	29	51.8	249	4.4	1	0	44	4-23	69.7
Sept. 14	@MIN	21	14	66.7	149	7.1	1	0	44	1-7	103.1
Sept. 21	OAK	37	24	64.9	234	6.3	1	0	22	2-13	91.5
Sept. 29	@KC	23	14	60.9	159	6.9	1	2	44	2-8	59.9
Oct. 5	CIN	35	23	65.7	292	8.3	2	0	30	1-7	110.7
Oct. 12	@BUF	37	27	73.0	361	9.8	4	0	56	2-15	139.6
Oct. 16	NYJ	37	20	54.1	261	7.1	3	0	49	1-1	103.5
Oct. 26	CHI	35	30	85.7	354	10.1	5	0	46	0-0	148.4
Nov. 2	DEN	53	33	62.3	333	6.3	4	1	26	1-1	97.4
Nov. 16	@IND	30	19	63.3	257	8.6	2	2	39	0-0	85.0
Nov. 23	DET	53	38	71.7	349	6.6	2	1	24	0-0	94.0
Nov. 30	@GB	35	22	62.9	245	7.0	2	0	29	1-9	102.7
Dec. 7	@SD	44	28	63.6	317	7.2	2	1	69	1-7	90.8
Dec. 14	MIA	35	21	60.0	287	8.2	2	1	35	0-0	93.4
Dec. 21	@NYJ	35	23	65.7	182	5.2	1	1	14	4-36	76.1
Dec. 28	BUF	16	8	50.0	80	5.0	0	0	27	1-7	64.6
TOTALS		582	373	64.1	4,109	7.1	33	9	69	21-134	97.4
Playoffs											
DATE	OPP	ATT	CMP	PCT	YDS	YDS/ATT	TD	INT	LG	SK-YDS	RTG
Jan. 10	BAL	50	33	66.0	367	7.3	3	1	46	2-10	99.3
Jan. 18	IND	35	23	65.7	226	6.5	3	1	30	1-6	100.4
Feb. 1	SEA	50	37	74.0	328	6.6	4	2	23	1-8	101.1
TOTALS		135	93	68.9	921	6.8	10	4	46	4-24	100.3

2013 (W/NEW ENGLAND)

DATE	OPP	ATT	CMP	PCT	PASSING			INT	LG	SK-YDS	RTG
					YDS	YDS/ATT	TD				
Sept. 8	@BUF	52	29	55.8	288	5.5	2	1	35	3-15	76.4
Sept. 12	NYJ	39	19	48.7	185	4.7	1	0	39	1-7	71.0
Sept. 22	TB	36	25	69.4	225	6.3	2	1	20	3-23	92.9
Sept. 29	@ATL	31	20	64.5	316	10.2	2	0	49	0-0	119.8
Oct. 6	@CIN	38	18	47.5	197	5.2	0	1	53	4-31	52.2
Oct. 13	NO	43	25	58.1	269	6.3	1	1	23	5-34	74.7
Oct. 20	@NYJ	46	22	47.8	228	5.0	0	1	30	4-23	53.5
Oct. 27	MIA	22	13	59.1	116	5.3	1	1	26	3-16	69.5
Nov. 3	PIT	33	23	69.7	432	13.1	4	0	81	3-19	151.8
Nov. 18	@CAR	40	29	72.5	296	7.4	1	1	37	2-13	91.3
Nov. 24	DEN	50	34	68.0	344	6.9	3	0	43	3-20	107.4
Dec. 1	@HOU	41	29	70.7	371	9.0	2	1	50	1-6	104.8
Dec. 8	CLE	52	32	61.5	418	8.0	2	1	50	4-21	91.7
Dec. 15	@MIA	55	34	61.8	364	6.6	2	1	30	1-7	85.7
Dec. 22	@BAL	26	14	53.8	172	6.6	1	0	34	2-14	87.3
Dec. 29	BUF	24	14	58.3	122	5.1	1	1	22	1-7	68.4
TOTALS		628	380	60.5	4,343	6.9	25	11	81	40-256	87.3
Playoffs											
DATE	OPP	ATT	CMP	PCT	YDS	YDS/ATT	TD	INT	LG	SK-YDS	RTG
Jan. 11	IND	25	13	52.0	198	7.9	0	0	53	2-13	78.4
Jan. 19	@DEN	38	24	63.2	277	7.3	1	0	27	2-21	93.9
TOTALS		63	37	58.7	475	7.5	1	0	53	4-34	87.7

2012 (W/NEW ENGLAND)

					PASSING						
DATE	OPP	ATT	CMP	PCT	YDS	YDS/ATT	TD	INT	LG	SK-YDS	RTG
Sept. 9	@TEN	31	23	74.2	236	7.6	2	0	28	1-8	117.1
Sept. 16	ARI	46	28	60.9	316	6.9	1	1	36	4-19	79.6
Sept. 23	@BAL	41	28	68.3	335	8.2	1	0	59	2-16	101.2
Sept. 30	@BUF	36	22	61.1	340	9.4	3	0	41	1-7	120.1
Oct. 7	DEN	31	23	74.2	223	7.2	1	0	25	4-30	104.6
Oct. 14	@SEA	58	36	62.1	395	6.8	2	2	46	1-7	79.3
Oct. 21	NYJ	42	26	61.9	259	6.2	2	0	21	1-9	95.2
Oct. 28	@STL	35	23	65.7	304	8.7	4	0	32	0-0	131.1
Nov. 11	BUF	38	23	60.5	237	6.2	2	0	24	1-7	96.1
Nov. 18	IND	35	24	68.6	331	9.5	3	0	36	0-0	127.2
Nov. 22	@NYJ	27	18	66.7	323	12.0	3	0	83	0-0	144.5
Dec. 2	@MIA	40	24	60.0	238	6.0	1	1	31	4-25	74.8
Dec. 10	HOU	35	21	60.0	296	8.5	4	0	63	1-7	125.4
Dec. 16	SF	65	36	55.4	443	6.8	1	2	53	3-18	68.9
Dec. 23	@JAC	41	24	58.5	267	6.5	2	2	32	3-21	73.9
Dec. 30	MIA	36	22	61.1	284	7.9	2	0	25	1-8	104.4
TOTALS		637	401	63.0	4,827	7.6	34	8	83	27-182	98.7
Playoffs											
DATE	OPP	ATT	CMP	PCT	YDS	YDS/ATT	TD	INT	LG	SK-YDS	RTG
Jan. 13	HOU	40	25	62.5	344	8.6	3	0	47	1-9	115.0
Jan. 20	BAL	54	29	53.7	320	5.9	1	2	36	0-0	63.2
TOTALS		94	54	57.4	664	7.1	4	2	47	1-9	84.7

2011 (W/NEW ENGLAND)

					PASSING						
DATE	OPP	ATT	CMP	PCT	YDS	YDS/ATT	TD	INT	LG	SK-YDS	RTG
Sept. 12	@MIA	48	32	66.7	517	10.8	4	1	99	1-1	121.6
Sept. 18	SD	40	31	77.5	423	10.6	3	0	33	2-13	135.7
Sept. 25	@BUF	45	30	66.7	387	8.6	4	4	33	0-0	86.1
Oct. 2	@OAK	30	16	53.3	226	7.5	2	0	32	1-0	100.1
Oct. 9	NYJ	33	24	72.7	321	9.7	1	1	73	4-27	100.7
Oct. 16	DAL	41	27	65.9	289	7.0	2	2	45	3-19	82.3
Oct. 30	@PIT	35	24	68.6	198	5.7	2	0	23	3-28	101.8
Nov. 6	NYG	49	28	57.1	342	7.0	2	2	28	2-10	75.4
Nov. 13	@NYJ	39	26	66.7	329	8.4	3	0	53	0-0	118.4
Nov. 21	KC	27	15	55.6	234	8.7	2	0	52	3-11	109.2
Nov. 27	@PHI	34	24	70.6	361	10.6	3	0	63	1-8	134.6
Dec. 4	IND	38	29	76.3	289	7.6	2	0	23	1-0	114.9
Dec. 11	@WAS	37	22	59.5	357	9.6	3	1	50	1-5	107.6
Dec. 18	@DEN	34	23	67.6	320	9.4	2	0	46	2-10	117.3
Dec. 24	MIA	46	27	58.7	304	6.6	1	0	42	4-23	85.8
Jan. 1	BUF	35	23	65.7	338	9.7	3	1	53	4-18	113.8
TOTALS		611	401	65.6	5,235	8.6	39	12	99	32-173	105.6
Playoffs											
DATE	OPP	ATT	CMP	PCT	YDS	YDS/ATT	TD	INT	LG	SK-YDS	RTG
Jan. 14	DEN	34	26	76.5	363	10.7	6	1	61	0-0	137.6
Jan. 22	BAL	36	22	61.1	239	6.6	0	2	23	1-5	57.5
Feb. 5	NYG	41	27	65.9	276	6.7	2	1	21	2-10	91.1
TOTALS		111	75	67.6	878	7.9	8	4	61	3-15	100.4

2010 (W/NEW ENGLAND)

DATE	OPP	ATT	CMP	PCT	PASSING					LG	SK-YDS	RTG
					YDS	YDS/ATT	TD	INT	LG			
Sept. 12	CIN	35	25	71.4	258	7.4	3	0	45	0-0	120.9	
Sept. 19	@NYJ	36	20	55.6	248	6.9	2	2	46	1-9	72.5	
Sept. 26	BUF	27	21	77.8	252	9.3	3	0	35	1-7	142.6	
Oct. 4	@MIA	24	19	79.2	153	6.4	1	0	17	3-7	107.1	
Oct. 17	BAL	44	27	61.4	292	6.6	1	2	30	3-25	69.5	
Oct. 24	@SD	32	19	59.4	159	5.0	1	0	24	4-31	82.7	
Oct. 31	MIN	27	16	59.3	240	8.9	1	0	65	0-0	100.8	
Nov. 7	@CLE	36	19	52.8	224	6.2	2	0	26	1-9	90.5	
Nov. 14	@PIT	43	30	69.8	350	8.1	3	0	45	0-0	117.4	
Nov. 21	IND	25	19	76.0	186	7.4	2	0	25	1-8	123.1	
Nov. 25	@DET	27	21	77.8	341	12.6	4	0	79	1-3	158.3	
Dec. 6	NYJ	29	21	72.4	326	11.2	4	0	50	3-22	148.9	
Dec. 12	@CHI	40	27	67.5	369	9.2	2	0	59	3-18	113.4	
Dec. 19	GB	24	15	62.5	163	6.8	2	0	35	3-27	110.2	
Dec. 26	@BUF	27	15	55.6	140	5.2	3	0	23	1-9	107.0	
Jan. 2	MIA	16	10	62.5	199	12.4	2	0	40	0-0	145.6	
TOTALS		492	324	65.9	3,900	7.9	36	4	79	25-175	111.0	
Playoffs												
DATE	OPP	ATT	CMP	PCT	YDS	YDS/ATT	TD	INT	LG	SK-YDS	RTG	
Jan. 16	NYJ	45	29	64.4	299	6.6	2	1	37	5-40	89.0	
TOTALS		45	29	64.4	299	6.6	2	1	37	5-40	89.0	

2009 (W/NEW ENGLAND)

DATE	OPP	ATT	CMP	PCT	PASSING					LG	SK-YDS	RTG
					YDS	YDS/ATT	TD	INT	LG			
Sept. 14	BUF	53	39	73.6	378	7.1	2	1	31	1-10	97.8	
Sept. 20	@NYJ	47	23	48.9	216	4.6	0	1	29	0-0	53.1	
Sept. 27	ATL	42	25	59.5	277	6.6	1	0	36	0-0	87.1	
Oct. 4	BAL	32	21	65.6	258	8.1	1	0	34	3-24	100.8	
Oct. 11	@DEN	33	19	57.6	215	6.5	2	0	36	1-6	97.4	
Oct. 18	TEN	34	29	85.3	380	11.2	6	0	48	2-6	152.8	
Oct. 25	@TB	32	23	71.9	308	9.6	3	2	54	1-1	107.3	
Nov. 8	MIA	37	25	67.6	332	9.0	1	1	71	2-9	93.5	
Nov. 15	@IND	42	29	69.0	375	8.9	3	1	63	2-11	110.7	
Nov. 22	NYJ	41	28	68.3	310	7.6	1	0	43	2-11	98.6	
Nov. 30	@NO	36	21	58.3	237	6.6	0	2	47	1-4	55.0	
Dec. 6	@MIA	29	19	65.5	352	12.1	2	2	81	0-0	101.5	
Dec. 13	CAR	32	19	59.4	192	6.0	1	1	23	0-0	74.0	
Dec. 20	@BUF	23	11	47.8	115	5.0	1	1	16	0-0	59.1	
Dec. 27	JAC	26	23	88.5	267	10.3	4	0	29	0-0	149	
Jan. 3	@HOU	26	17	65.4	186	7.2	0	1	41	1-4	70.4	
TOTALS		565	371	65.7	4,398	7.8	28	13	81	16-86	96.2	
Playoffs												
DATE	OPP	ATT	CMP	PCT	YDS	YDS/ATT	TD	INT	LG	SK-YDS	RTG	
Jan. 10	BAL	42	23	54.8	154	3.7	2	3	24	3-22	49.1	
TOTALS		42	23	54.8	154	3.7	2	3	24	3-22	49.1	

2008 (W/NEW ENGLAND)

DATE	OPP	ATT	CMP	PCT	PASSING					LG	SK-YDS	RTG
					YDS	YDS/ATT	TD	INT	LG			
Sept. 7	KC	11	7	63.6	76	6.9	0	0	26	0-0	83.9	
Sept. 14	@NYJ				Injured Reserve							
Sept. 21	MIA				Injured Reserve							
Oct. 5	@SF				Injured Reserve							
Oct. 12	@SD				Injured Reserve							
Oct. 20	DEN				Injured Reserve							
Oct. 26	STL				Injured Reserve							
Nov. 2	@IND				Injured Reserve							
Nov. 9	BUF				Injured Reserve							
Nov. 13	NYJ				Injured Reserve							
Nov. 23	@MIA				Injured Reserve							
Nov. 30	PIT				Injured Reserve							
Dec. 7	@SEA				Injured Reserve							
Dec. 14	@OAK				Injured Reserve							
Dec. 21	ARI				Injured Reserve							
Dec. 28	@BUF				Injured Reserve							
TOTALS		11	7	63.6	76	6.9	0	0	26	0-0	83.9	

2007 (W/NEW ENGLAND)

DATE	OPP	ATT	CMP	PCT	PASSING			INT	LG	SK-YDS	RTG
					YDS	YDS/ATT	TD				
Sept. 9	@NYJ	28	22	78.6	297	10.6	3	0	51	0-0	146.6
Sept. 16	SD	31	25	80.6	279	9.0	3	1	34	2-16	123
Sept. 23	BUF	29	23	79.3	311	10.7	4	0	45	1-3	150.9
Oct. 1	@CIN	32	25	78.1	231	7.2	3	1	23	0-0	115.0
Oct. 7	CLE	38	22	57.9	265	7.0	3	0	35	0-0	105.7
Oct. 14	@DAL	46	31	67.4	388	8.4	5	0	69	3-15	129.6
Oct. 21	@MIA	25	21	84.0	354	14.2	6	0	50	1-10	158.3
Oct. 28	WAS	38	29	76.3	306	8.1	3	0	35	1-0	125.5
Nov. 4	@IND	32	21	65.6	255	8.0	3	2	55	2-18	95.2
Nov. 18	@BUF	39	31	79.5	373	9.6	5	0	43	0-0	146.1
Nov. 25	PHI	54	34	63.0	380	7.0	1	0	42	3-18	90.0
Dec. 3	@BAL	38	18	47.4	257	6.8	2	1	43	3-21	76.3
Dec. 9	PIT	46	32	69.6	399	8.7	4	0	63	0-0	125.2
Dec. 16	NYJ	27	14	51.9	140	5.2	0	1	46	1-6	51.5
Dec. 23	MIA	33	18	54.5	215	6.5	3	2	48	3-11	79.7
Dec. 29	@NYG	42	32	76.2	356	8.5	2	0	65	1-10	116.8
TOTALS		578	398	68.9	4,806	8.3	50	8	69	21-128	117.2

Playoffs

DATE	OPP	ATT	CMP	PCT	YDS	YDS/ATT	TD	INT	LG	SK-YDS	RTG
Jan. 12	JAC	28	26	92.9	262	9.4	3	0	53	1-4	141.1
Jan. 20	SD	33	22	66.7	209	6.3	2	3	18	2-11	66.4
Feb. 3	NYG	48	29	60.4	266	5.5	1	0	19	5-37	82.5
TOTALS		109	77	70.6	737	6.8	6	3	53	8-52	96.0

2006 (W/NEW ENGLAND)

DATE	OPP	ATT	CMP	PCT	PASSING			INT	LG	SK-YDS	RTG
					YDS	YDS/ATT	TD				
Sept. 10	BUF	23	11	47.8	163	7.1	2	1	34	3-27	82.3
Sept. 17	@NYJ	29	15	51.7	220	7.6	1	1	29	1-9	73.9
Sept. 24	DEN	55	31	56.4	320	5.8	1	0	31	0-0	79.4
Oct. 1	@CIN	26	15	57.7	188	7.2	2	1	35	0-0	89.9
Oct. 8	MIA	29	16	55.2	140	4.8	2	0	15	1-6	91.2
Oct. 22	@BUF	27	18	66.7	195	7.2	2	0	35	4-24	112.4
Oct. 30	@MIN	43	29	67.4	372	8.7	4	1	45	3-27	115.6
Nov. 5	IND	35	20	57.1	201	5.7	0	4	39	0-0	34.0
Nov. 12	NYJ	36	24	66.7	253	7.0	1	1	33	4-21	84.6
Nov. 19	@GB	31	20	64.5	244	7.9	4	0	54	1-4	128.2
Nov. 26	CHI	33	22	66.7	267	8.1	1	2	40	0-0	76.2
Dec. 3	DET	38	27	71.1	305	8.0	0	1	28	2-21	83.8
Dec.10	@MIA	25	12	48.0	78	3.1	0	0	21	4-20	55.1
Dec. 17	HOU	23	16	69.6	109	4.7	2	0	43	1-4	108.8
Dec. 24	@JAC	39	28	71.8	249	6.4	1	0	36	1-7	97.1
Dec. 31	@TEN	24	15	62.5	225	9.4	1	0	62	1-5	107.1
TOTALS		516	319	61.8	3,529	6.8	24	12	62	26-175	87.9

Playoffs

DATE	OPP	ATT	CMP	PCT	YDS	YDS/ATT	TD	INT	LG	SK-YDS	RTG
Jan. 7	NYJ	34	22	64.7	212	6.2	2	0	31	1-12	101.6
Jan. 14	@SD	51	27	52.9	280	5.5	2	3	49	2-4	57.6
Jan. 21	@IND	34	21	61.8	232	6.8	1	1	27	1-6	79.5
TOTALS		119	70	58.8	724	6.1	5	4	49	4-22	76.5

2005 (W/NEW ENGLAND)

					PASSING						
DATE	OPP	ATT	CMP	PCT	YDS	YDS/ATT	TD	INT	LG	SK-YDS	RTG
Sept. 8	OAK	38	24	63.2	306	8.1	2	0	35	0-0	105.8
Sept. 18	@CAR	44	23	52.3	270	6.1	1	1	71	2-21	69.3
Sept. 25	@PIT	41	31	75.6	372	9.1	0	1	30	3-26	92.7
Oct. 2	SD	32	19	59.4	224	7.0	1	1	30	1-8	78.1
Oct. 9	@ATL	27	22	81.5	350	13	3	1	55	1-8	140.4
Oct. 16	@DEN	46	24	52.2	299	6.5	1	0	49	0-0	79.9
Oct. 30	BUF	21	14	66.7	199	9.5	1	0	37	3-19	113.0
Nov. 7	IND	33	22	66.7	265	8.0	3	0	35	1-18	121.4
Nov. 13	@MIA	36	21	58.3	275	7.6	2	2	59	2-1	77.9
Nov. 20	NO	29	15	51.7	222	7.7	3	0	60	3-28	111.6
Nov. 27	@KC	40	22	55.0	248	6.2	1	4	25	3-16	42.5
Dec. 4	NYJ	37	27	73.0	271	7.3	0	0	25	2-20	93.4
Dec. 11	@BUF	38	29	76.3	329	8.7	2	2	40	1-1	97.4
Dec. 17	TB	31	20	64.5	258	8.3	3	0	37	1-5	122.8
Dec. 26	@NYJ	29	18	62.1	185	6.4	2	1	23	3-17	89.0
Jan. 1	MIA	8	3	37.5	37	4.6	1	1	18	0-0	52.6
TOTALS		530	334	63.0	4,110	7.8	26	14	71	26-188	93.3
Playoffs											
DATE	OPP	ATT	CMP	PCT	YDS	YDS/ATT	TD	INT	LG	SK-YDS	RTG
Jan. 7	JAC	27	15	55.6	201	7.4	3	0	63	4-12	116.4
Jan. 14	@DEN	36	20	55.6	341	9.5	1	2	73	0-0	74.0
TOTALS		63	35	55.6	542	8.6	4	2	73	4-12	92.2

2004 (W/NEW ENGLAND)

					PASSING						
DATE	OPP	ATT	CMP	PCT	YDS	YDS/ATT	TD	INT	LG	SK-YDS	RTG
Sept. 9	IND	38	26	68.4	335	8.8	3	1	29	2-15	111.2
Sept. 19	@ARI	26	15	57.7	219	8.4	2	2	27	2-12	78.8
Oct. 3	@BUF	30	17	56.7	298	9.9	2	0	44	0-0	112.9
Oct. 10	MIA	19	7	36.8	76	4.0	2	1	28	1-7	62.6
Oct. 17	SEA	30	19	63.3	231	7.7	1	1	48	1-7	84.2
Oct. 24	NYJ	29	20	69.0	230	7.9	1	0	42	3-20	104.1
Oct. 31	@PIT	43	25	58.1	271	6.3	2	2	23	4-28	72.9
Nov. 7	@STL	31	18	58.1	234	7.5	2	0	50	2-9	103.4
Nov. 14	BUF	35	19	54.3	233	6.7	2	1	47	2-13	82.2
Nov. 22	@KC	26	17	65.4	315	12.1	1	0	48	1-6	119.9
Nov. 28	BAL	30	15	50.0	172	5.7	0	0	37	1-2	67.6
Dec. 5	@CLE	20	11	55.0	157	7.8	1	1	44	2-14	76.5
Dec. 12	CIN	26	18	69.2	260	10.0	2	0	48	1-3	127.1
Dec. 20	@MIA	29	18	62.1	171	5.9	3	4	31	2-15	73.3
Dec. 26	@NYJ	32	21	63.6	264	8.3	2	0	35	1-6	112.0
Jan. 2	SF	30	22	73.3	226	7.5	2	1	25	1-5	102.9
TOTALS		474	288	60.8	3,692	7.8	28	14	50	26-162	92.6
Playoffs											
DATE	OPP	ATT	CMP	PCT	YDS	YDS/ATT	TD	INT	LG	SK-YDS	RTG
Jan. 16	IND	27	18	66.7	144	5.3	1	0	17	3-29	92.2
Jan. 23	@PIT	21	14	66.7	207	9.9	2	0	60	2-11	130.5
Feb. 6	PHI	33	23	69.7	236	7.2	2	0	27	2-17	110.2
TOTALS		81	55	67.9	587	7.2	5	0	60	7-57	109.4

2003 (W/NEW ENGLAND)

DATE	OPP	ATT	CMP	PCT	PASSING			INT	LG	SK-YDS	RTG
					YDS	YDS/ATT	TD				
Sept. 7	@BUF	28	14	50.0	123	4.4	0	4	42	2-20	22.5
Sept. 14	@PHI	44	30	68.2	255	5.8	3	0	27	2-7	105.8
Sept. 21	NYJ	25	15	60.0	181	7.2	0	0	31	5-34	82.2
Sept. 28	@WAS	38	25	65.8	289	7.6	2	3	29	1-8	73.2
Oct. 5	TEN	31	17	54.8	219	7.1	1	0	58	3-26	88.0
Oct. 12	NYG	21	8	38.1	112	5.3	0	0	39	2-21	56.1
Oct. 19	@MIA	34	24	70.6	283	8.3	2	0	82	1-10	115.2
Oct. 26	CLE	33	20	60.6	259	7.8	0	0	45	1-6	85.3
Nov. 3	@DEN	35	20	57.1	350	10.0	3	1	66	0-0	108.0
Nov. 16	DAL	34	15	44.1	212	6.2	0	0	57	2-9	64.8
Nov. 23	@HOU	47	29	61.7	368	7.8	2	2	33	4-24	82.6
Nov. 30	@IND	35	26	74.3	236	6.7	2	2	31	2-10	87.3
Dec. 7	MIA	31	16	51.6	163	5.3	0	0	25	3-13	67.0
Dec. 14	JAC	34	22	64.7	228	6.7	2	0	32	2-16	103.6
Dec. 20	@NYJ	25	15	60.0	138	5.5	2	0	35	0-0	101.8
Dec. 27	BUF	32	21	65.6	204	6.4	4	0	30	2-14	122.9

TOTALS**Playoffs**

DATE	OPP	ATT	CMP	PCT	YDS	YDS/ATT	TD	INT	LG	SK-YDS	RTG
Jan. 10	TEN	41	21	51.2	201	4.9	1	0	41	0-0	73.3
Jan. 18	IND	37	22	59.5	237	6.4	1	1	28	0-0	76.1
Feb. 1	CAR	48	32	66.7	354	7.4	3	1	52	0-0	100.5

TOTALS**2002 (W/NEW ENGLAND)**

DATE	OPP	ATT	CMP	PCT	PASSING			INT	LG	SK-YDS	RTG
					YDS	YDS/ATT	TD				
Sept. 9	PIT	43	29	67.4	294	6.8	3	0	40	2-14	110
Sept. 15	@NYJ	35	25	71.4	269	7.7	2	1	49	0-0	100.8
Sept. 22	KC	54	39	72.2	410	7.6	4	1	38	4-11	110.9
Sept. 29	@SD	53	36	67.9	353	6.7	2	2	26	0-0	83.3
Oct. 6	@MIA	31	17	54.8	240	7.7	2	2	34	3-32	74.7
Oct. 13	GB	44	24	54.5	183	4.2	1	3	18	2-17	44.0
Oct. 27	DEN	29	15	51.7	130	4.5	1	0	17	5-20	75.4
Nov. 3	@BUF	26	22	84.6	265	10.2	3	0	31	1-2	147.6
Nov. 10	@CHI	55	36	65.5	328	6.0	3	1	36	2-13	92.1
Nov. 17	@OAK	30	18	60.0	172	5.7	0	0	33	4-25	76.0
Nov. 24	MIN	34	21	61.8	239	7.0	3	0	27	2-20	112.3
Nov. 28	@DET	30	18	60.0	210	7.0	0	1	28	0-0	67.4
Dec. 8	BUF	27	15	55.6	183	6.8	2	0	41	0-0	101.3
Dec. 16	@TEN	29	14	48.3	134	4.6	0	1	35	3-17	47.2
Dec. 22	NYJ	37	19	51.4	133	3.6	1	1	15	2-14	57.6
Dec. 29	MIA	44	25	56.8	221	5.0	1	1	23	1-5	68.5

TOTALS

2001 (W/NEW ENGLAND)

DATE	OPP	ATT	CMP	PCT	PASSING			INT	LG	SK-YDS	RTG
					YDS	YDS/ATT	TD				
Sept. 9	@CIN					DNP					
Sept. 23	NYJ	10	5	50.0	46	4.6	0	0	21	0-0	62.9
Sept. 30	IND	23	13	56.5	168	7.3	0	0	38	1-9	79.6
Oct. 7	@MIA	24	12	50.0	86	3.6	0	0	15	4-17	58.7
Oct. 14	SD	54	33	61.1	364	6.7	2	0	26	3-19	93.4
Oct. 21	@IND	20	16	80.0	202	10.1	3	0	91	0-0	148.3
Oct. 28	@DEN	38	25	65.8	203	5.3	2	4	30	2-20	57.1
Nov. 4	@ATL	31	21	67.7	250	8.1	3	0	44	3-14	124.4
Nov. 11	BUF	21	15	71.4	107	5.1	1	1	26	7-36	78.9
Nov. 18	STL	27	19	70.4	185	6.9	1	2	27	2-6	70.8
Nov. 25	NO	26	19	73.1	258	9.9	4	0	41	4-17	143.9
Dec. 2	@NYJ	28	20	71.4	213	7.6	0	0	46	3-22	93.3
Dec. 9	CLE	28	19	67.9	218	7.8	0	2	23	3-9	61.3
Dec. 16	@BUF	35	19	54.3	237	6.8	0	1	40	5-31	63.6
Dec. 22	MIA	19	11	57.9	108	5.7	1	0	23	3-14	91.6
Jan. 6	@CAR	29	17	58.6	198	6.8	1	2	31	1-2	62.1
TOTALS		413	264	63.9	2,843	6.9	18	12	91	41-216	86.5

Playoffs

DATE	OPP	ATT	CMP	PCT	YDS	YDS/ATT	TD	INT	LG	SK-YDS	RTG
Jan. 19	OAK	52	32	61.5	312	6.0	0	1	29	2-15	70.4
Jan. 27	@PIT	18	12	66.7	115	6.4	0	0	28	2-14	84.3
Feb. 3	STL	27	16	59.3	145	5.4	1	0	23	1-7	86.2
TOTALS		97	60	61.9	572	5.9	1	1	29	5-36	77.3

2000 (W/NEW ENGLAND)

DATE	OPP	ATT	CMP	PCT	PASSING			INT	LG	SK-YDS	RTG
					YDS	YDS/ATT	TD				
Sept. 3	TB					DNP					
Sept. 11	@NYJ					DNP					
Sept. 17	MIN					DNP					
Sept. 24	@MIA					DNP					
Oct. 1	@DEN					DNP					
Oct. 8	IND					DNP					
Oct. 15	NYJ					DNP					
Oct. 22	@IND					DNP					
Nov. 5	BUF					DNP					
Nov. 12	@CLE					DNP					
Nov. 19	CIN					DNP					
Nov. 23	@DET	3	1	33.3	6	2.0	0	0	6	0-0	42.4
Dec. 4	KC					DNP					
Dec. 10	@CHI					DNP					
Dec. 17	@BUF					DNP					
Dec. 24	MIA					DNP					
TOTALS		3	1	33.3	6	2.0	0	0	6	0-0	42.4

#84 CAMERON BRATE

TIGHT END
HT: 6-5 **WT:** 245
DOB: 7/3/91
NFL: 7TH YEAR
ACQ: FA, 2019
COLLEGE: HARVARD



ACQUIRED BY BUCS:


- X Signed by Tampa Bay on September 23, 2015 from the New Orleans Saints' practice squad.

AWARDS & ACCOLADES:

- X Super Bowl LV Champion

CAREER HIGHLIGHTS:

- X Signed to Tampa Bay's active roster on September 23, 2015 following stints on the New Orleans Saints practice squad (Week 2 of 2015) and Buccaneers practice squad (Week 1 of 2015).
- X Has played in 107 regular season games, with 32 starts, catching 237 passes for 2,569 yards and 30 touchdowns.
- X Has played in four postseason contests, catching 14 passes for 175 yards and one touchdown. His 175 receiving yards are the fifth-most in Buccaneers postseason history and the most by a tight end in team postseason history.
- X Has the fourth-most touchdown receptions in Buccaneers history.
- X Ranks second in receptions, receiving yards and receiving touchdowns all-time among Buccaneers tight ends.
- X Since the start of the 2016 season, has 27 touchdown receptions, tied for the fifth-most in the NFL among tight ends in that timeframe.



- X Among undrafted Buccaneers players, ranks first in receptions, receiving yards and touchdown catches.
- X Since recording his first touchdown in 2015, is fifth in the NFL in total touchdowns among undrafted players (30).
- X Brate ranks fourth in NFL history in touchdown receptions by an undrafted tight end.
- X Against Washington in the Super Wild Card Round (1/9/21), Brate had 80 receiving yards, the sixth-most in a postseason game in franchise history and the second-most by a tight end.
- X Posted a career-high 10 receptions against New Orleans (11/17/19), tying the single-game franchise record for receptions by a tight end.
- X Caught a pass from QB Ryan Fitzpatrick at Arizona (10/15/17), the first time two Harvard players have done so in the NFL.
- X Registered first career multi-touchdown game vs. Los Angeles (9/25/16).
- X Recorded first career touchdown reception at Atlanta (11/1/2015), a 20-yard scoring catch.
- X Recorded first NFL action at Houston on 9/27/2015 and first NFL start vs. Jacksonville on 10/11/2015.

2021 HIGHLIGHTS:

- X Played in a reserve role vs. Dallas (9/9).
- X Caught one pass for eight yards against Atlanta (9/19).
- X At L.A. Rams (9/26), had four receptions for 35 yards, including a 17-yard catch to set up a Buccaneers touchdown.
- X Caught two passes for 29 yards at New England (10/3).
- X Against Miami (10/10), caught one pass for 12 yards.

- X Caught three passes for 26 yards at Philadelphia (10/14).
- X At New Orleans (10/31), caught two passes for 15 yards.
- X Caught a six-yard touchdown at Washington (11/14).

COLLEGE:

- X Ranked fourth in school history with 18 touchdown receptions.
- X Earned second straight unanimous All-Ivy League first team selection after finishing senior season (2013), starting eight games with 25 receptions for 403 yards, and five touchdowns.
- X Member of the NCAA Football Championship Subdivision Academic All-Star Team.
- X Unanimous first-team All-Ivy League selection after junior season (2012), compiling 41 receptions for 592 yards and six touchdowns in 10 starts.
- X Named to first team Capital One All-America.
- X Voted second-team All-Ivy League after sophomore season (2011), recording 25 catches for 386 yards and seven touchdowns in 10 starts.
- X Was a member of the junior varsity team as a freshman in 2010.

PERSONAL:

- X Attended Naperville Central High School (Naperville, Illinois).
- X Played football, basketball and baseball.
- X Named captain of football team as a senior.
- X Earned All-State special mention by the Chicago Tribune.
- X Born Cameron Brate on July 3, 1991.



COMMUNITY:

- X In 2020, supported Special Olympics as part of the NFL's My Cause, My Cleats initiative.
- X Brate bought meals from Fresh Kitchen, one of his favorite restaurants, and donated them to Metropolitan Ministries to help local businesses and feed those in need during COVID-19.
- X In December 2017, helped distribute food and toys donated by fans and collected by Raymond James to benefit Feeding Tampa Bay, Metropolitan Ministries and Toys for Tots.
- X In November 2017, visited MacDill Air Force Base to kick off the team's Salute to Service Week participating in a meet and greet, teleconference with service members and tours of their facilities.
- X Hosted a Play 60 celebration for students at Buccaneers Academy Bing Elementary School in May 2017.
- X In October 2016, joined teammates and the entire Buccaneers business operations staff for the team's "Hometown Huddle", helping to refurbish the Sulphur Springs K-8 School and Community Center and interact with students.
- X In September 2016, represented the Buccaneers at the opening of "Glazer Family Field" at the Jackson Heights NFL YET Center.
- X In August 2016, helped host athletes from Special Olympics Florida at training camp, encouraging the athletes and running Play 60 drills.
- X In May 2016, helped dedicate a Buccaneers Academy at Bevis Elementary School, which was awarded a Fitness Zone and also presented with a special assembly and P.E. equipment for winning the 2016 Play 60 Challenge.

2016-21 NFL MOST RECEIVING TD (TIGHT ENDS)

Name (Team)	TD
1. Travis Kelce (KC)	43
2. Zach Ertz (ARI)	30
3. Jimmy Graham (CHI)	29
4. Hunter Henry (NE)	28
5. Cameron Brate (TB)	26
5. Jared Cook (LAC)	27
5. Kyle Rudolph (NYG)	27

- X In December 2014, visited patients battling illness during the holidays at All Children's Hospital in St. Petersburg.
- X In November 2014, congratulated students at Pinellas Park Middle School for winning the Fuel Up to PLAY 60 "Defend Your Turf Challenge" and led students in fitness drills.
- X In September 2014, participated in a Buccaneers Academy ribbon-cutting ceremony and helped build an outdoor class at Sheehy Elementary in Tampa.
- X In September 2014, along with UnitedHealthcare employees and teammates, helped construct 35 Learning Garden boxes/kits to be delivered to schools around Tampa Bay.
- X In June 2014, visited MacDill Air Force Base to greet service members and

MOST RECEIVING TD (TEAM HISTORY)

Name (Years)	Rec. TD
1. WR Mike Evans (2014-Pres.)	66
2. TE Jimmie Giles (1978-86)	34
3. WR Kevin House (1980-86)	31
4. TE Cameron Brate (2014-)	30
5. WR Joey Galloway (2004-08)	28
5. Chris Godwin (2017-Pres.)	28

- learn about U.S. military operations headquartered in Tampa.
- X In May 2014, participated in the Buccaneers Academy Fitness Zone ribbon cutting at Graham Elementary and helped lead students through PLAY 60 football drills.

BRATE'S CAREER STATISTICS

Year	Team	Receiving							Rushing				
		GP	GS	No	Yds	Avg	Lg	TD	Att	Yds	Avg	Lg	TD
2014	Tampa Bay	5	1	1	17	17.0	17	0	0	0	-	-	0
2015	Tampa Bay	14	4	23	288	12.5	46	3	0	0	-	-	0
2016	Tampa Bay	15	10	57	660	11.6	38	8	0	0	-	-	0
2017	Tampa Bay	16	5	48	591	12.3	35	6	0	0	-	-	0
2018	Tampa Bay	16	2	30	289	9.6	21	6	0	0	-	-	0
2019	Tampa Bay	16	6	36	311	8.6	37	4	0	0	-	-	0
2020	Tampa Bay	16	1	28	282	10.1	25	2	0	0	-	-	0
2021	Tampa Bay	9	3	14	131	9.4	18	1	0	0	-	-	0
NFL Totals		107	32	237	2,569	10.8	46	30	0	0	-	-	0

Postseason YEAR	TEAM	Receiving							Rushing				
		GP	GS	NO	YDS	AVG	LG	TD	ATT	YDS	AVG	LG	TD
2020	Tampa Bay	4	1	14	175	12.5	24	1	0	0	-	-	0
NFL Totals		4	1	14	175	12.5	24	1	0	0	-	-	0

SINGLE-GAME HIGHS

Receptions: 10, vs. New Orleans, 11/17/19
Receiving Yards: 86, at San Diego, 12/4/16
Receiving TDs: 2, three time, last vs. New Orleans, 12/9/18

ADDITIONAL STATS

ST Tackles: 2 - 2 in 2016
Misc. Tackles: 5 - 1 in 2018; 2 in 2017; 1 in 2016; 1 in 2015
Fumbles-Lost: 3-1 - 1-1 in 2018; 1-0 in 2017; 1-0 in 2016

BRATE'S GAME-BY-GAME STATISTICS

2021

DATE	OPP	NO	RECEIVING				TD	ATT	RUSHING			
			YDS	AVG	LG	TD			YDS	AVG	LG	TD
Sept. 9	DAL	0	0	-	-	0	0	0	-	-	0	
Sept. 19	ATL	1	8	8.0	8	0	0	0	-	-	0	
Sept. 26	@LAR	4	35	8.8	17	0	0	0	-	-	0	
Oct. 3	@NE	2	29	14.5	18	0	0	0	-	-	0	
Oct. 10	MIA	1	12	12.0	12	0	0	0	-	-	0	
Oct. 14	@PHI	3	26	8.7	12	0	0	0	-	-	0	
Oct. 24	CHI	0	0	-	-	0	0	0	-	-	0	
Oct. 31	@NO	2	15	7.5	9	0	0	0	-	-	0	
Nov. 14	@WAS	1	6	6.0	6t	1	0	0	-	-	0	
Nov. 22	NYG											
Nov. 28	@IND											
Dec. 5	@ATL											
Dec.12	BUF											
Dec. 19	NO											
Dec. 26	@CAR											
Jan. 2	@NYJ											
Jan. 9	CAR											
TOTALS		14	131	9.4	18	1	0	0	-	-	0	

2020

DATE	OPP	NO	RECEIVING				TD	ATT	RUSHING			
			YDS	AVG	LG	TD			YDS	AVG	LG	TD
Sept. 13	@NO	0	0	-	-	0	0	0	-	-	0	
Sept. 20	CAR	0	0	-	-	0	0	0	-	-	0	
Sept. 27	@DEN	0	0	-	-	0	0	0	-	-	0	
Oct. 4	LAC	1	3	3.0	3t	1	0	0	-	-	0	
Oct. 8	@CHI	5	44	8.8	20	0	0	0	-	-	0	
Oct. 18	GB	1	3	3.0	3	0	0	0	-	-	0	
Oct. 25	@LV	1	8	8.0	8	0	0	0	-	-	0	
Nov. 2	@NYG	2	35	17.5	25	0	0	0	-	-	0	
Nov. 8	NO	0	0	-	-	0	0	0	-	-	0	
Nov. 15	@CAR	3	31	10.3	19	1	0	0	-	-	0	
Nov. 23	LAR	3	23	7.7	9	0	0	0	-	-	0	
Nov. 29	KC	4	34	8.5	14	0	0	0	-	-	0	
Dec. 13	MIN	1	9	9.0	9	0	0	0	-	-	0	
Dec. 20	@ATL	4	54	13.5	18	0	0	0	-	-	0	
Dec. 27	@DET	2	27	13.5	16	0	0	0	-	-	0	
Jan. 3	ATL	1	11	11.0	11	0	0	0	-	-	0	
TOTALS		28	282	10.1	25	2	0	0	-	-	0	
PLAYOFFS												
DATE	OPP	NO	YDS	AVG	LG	TD	ATT	YDS	AVG	LG	TD	
Jan. 9	@WAS	4	80	20.0	24	0	0	0	-	-	0	
Jan. 17	@NO	4	50	12.5	19	0	0	0	-	-	0	
Jan. 24	@GB	3	19	6.3	8t	1	0	0	-	-	0	
Feb. 7	KC	3	26	8.7	15	0	0	0	-	-	0	
TOTALS		14	175	12.5	24	1	0	0	-	-	0	

2019

DATE	OPP	NO	RECEIVING				TD	ATT	RUSHING			
			YDS	AVG	LG	TD			YDS	AVG	LG	TD
Sept. 8	SF	2	8	4.0	7	0	0	0	-	-	0	
Sept. 12	@CAR	2	10	5.0	5	0	0	0	-	-	0	
Sept. 22	NYG	2	7	3.5	6	0	0	0	-	-	0	
Sept. 29	@LAR	3	36	12.0	13t	1	0	0	-	-	0	
Oct. 6	@NO	1	11	11.0	11	0	0	0	-	-	0	
Oct. 13	CAR	2	47	23.5	37	1	0	0	-	-	0	
Oct. 27	@TEN	3	32	10.7	12	0	0	0	-	-	0	
Nov. 3	@SEA	0	0	-	-	0	0	0	-	-	0	
Nov. 10	ARI	0	0	-	-	0	0	0	-	-	0	
Nov. 17	NO	10	73	7.3	12	0	0	0	-	-	0	
Nov. 24	@ATL	0	0	-	-	0	0	0	-	-	0	
Dec. 1	@JAC	1	5	5.0	5	0	0	0	-	-	0	
Dec. 8	IND	4	30	7.5	13	1	0	0	-	-	0	
Dec. 15	@DET	3	33	11.0	16	0	0	0	-	-	0	
Dec. 21	HOU	2	17	8.5	12	0	0	0	-	-	0	
Dec. 29	ATL	1	2	2.0	2t	1	0	0	-	-	0	
TOTALS		36	311	8.6	37	4	0	0	-	-	0	

2018

DATE	OPP	NO	RECEIVING					RUSHING				
			YDS	AVG	LG	TD	ATT	YDS	AVG	LG	TD	
Sept. 9	@NO	0	0	-	-	0	0	0	-	-	0	
Sept. 16	PHI	0	0	-	-	0	0	0	-	-	0	
Sept. 24	PIT	3	34	11.3	21	1	0	0	-	-	0	
Sept. 30	@CHI	3	29	9.7	16t	1	0	0	-	-	0	
Oct. 14	@ATL	1	15	15.0	15t	1	0	0	-	-	0	
Oct. 21	CLE	3	23	7.7	11	0	0	0	-	-	0	
Oct. 28	@CIN	1	13	13.0	13	0	0	0	-	-	0	
Nov. 4	@CAR	3	15	5.0	9	0	0	0	-	-	0	
Nov. 11	WAS	1	14	14.0	14	0	0	0	-	-	0	
Nov. 18	@NYG	2	16	8.0	10	0	0	0	-	-	0	
Nov. 25	SF	3	26	8.7	11	1	0	0	-	-	0	
Dec. 2	CAR	3	36	12.0	18	0	0	0	-	-	0	
Dec. 9	NO	2	12	6.0	11t	2	0	0	-	-	0	
Dec. 16	@BAL	1	9	9.0	9	0	0	0	-	-	0	
Dec. 23	@DAL	2	8	4.0	4	0	0	0	-	-	0	
Dec. 30	ATL	2	39	19.5	21	0	0	0	-	-	0	
TOTALS		30	289	9.6	21	6	0	0	-	-	0	

2017

DATE	OPP	NO	RECEIVING					RUSHING				
			YDS	AVG	LG	TD	ATT	YDS	AVG	LG	TD	
Sept. 17	CHI	2	24	12.0	13	0	0	0	-	-	0	
Sept. 24	@MIN	4	33	8.3	18	1	0	0	-	-	0	
Oct. 1	NYG	4	80	20.0	35	1	0	0	-	-	0	
Oct. 5	NE	5	68	13.6	18t	1	0	0	-	-	0	
Oct. 15	@ARI	6	76	12.7	21	1	0	0	-	-	0	
Oct. 22	@BUF	6	60	10.0	14	0	0	0	-	-	0	
Oct. 29	CAR	4	64	16.0	23	0	0	0	-	-	0	
Nov. 5	@NO	1	9	9.0	9	0	0	0	-	-	0	
Nov. 12	NYJ	1	10	10.0	10	0	0	0	-	-	1	
Nov. 19	@MIA	1	12	12.0	12	0	0	0	-	-	0	
Nov. 26	@ATL	1	6	6.0	6	0	0	0	-	-	0	
Dec. 3	@GB	2	39	19.5	28t	2	0	0	-	-	0	
Dec. 10	DET	1	11	11.0	11	0	0	0	-	-	0	
Dec. 18	ATL	4	49	12.3	13	0	0	0	-	-	0	
Dec. 24	@CAR	3	13	4.3	8	0	0	0	-	-	0	
Dec. 31	NO	3	37	12.3	37	0	0	0	-	-	0	
TOTALS		48	591	12.3	37	6	0	0	-	-	0	

2016

DATE	OPP	NO	RECEIVING					RUSHING				
			YDS	AVG	LG	TD	ATT	YDS	AVG	LG	TD	
Sept. 11	@ATL	3	30	10.0	17	0	0	0	-	-	0	
Sept. 18	@ARI	3	16	5.3	15	0	0	0	-	-	0	
Sept. 25	LA	5	46	9.2	20	2	0	0	-	-	0	
Oct. 2	DEN	5	67	13.4	19	0	0	0	-	-	0	
Oct. 10	@CAR	1	38	38.0	38	0	0	0	-	-	0	
Oct. 23	@SF	3	29	9.7	17	0	0	0	-	-	0	
Oct. 30	OAK	3	22	7.3	17	1	0	0	-	-	0	
Nov. 3	ATL	5	43	8.6	17	1	0	0	-	-	0	
Nov. 13	CHI	7	84	12.0	16	1	0	0	-	-	0	
Nov. 20	@KC	2	18	9.0	10	0	0	0	-	-	0	
Nov. 27	SEA	4	49	12.3	27	0	0	0	-	-	0	
Dec. 4	@SD	6	86	14.3	38	1	0	0	-	-	0	
Dec. 11	NO	4	47	11.8	18	0	0	0	-	-	0	
Dec. 18	@DAL	5	73	14.6	22	1	0	0	-	-	0	
Dec. 24	@NO	1	12	12.0	12t	1	0	0	-	-	0	
Jan. 1	CAR											
TOTALS		57	660	11.6	38	8	0	0	-	-	0	

2015		RECEIVING						RUSHING			
DATE	OPP	NO	YDS	AVG	LG	TD	ATT	YDS	AVG	LG	TD
Sept. 13	TEN										
Sept. 20	@NO										
Sept. 27	@HOU	0	0	-	-	0	0	0	-	-	0
Oct. 4	CAR	1	7	7.0	7	0	0	0	-	-	0
Oct. 11	JAC	0	0	-	-	0	0	0	-	-	0
Oct. 25	@WAS	1	6	6.0	6	0	0	0	-	-	0
Nov. 1	@ATL	2	48	24.0	28	1	0	0	-	-	0
Nov. 8	NYG	1	17	17.0	17	0	0	0	-	-	0
Nov. 15	DAL	1	6	6.0	6	0	0	0	-	-	0
Nov. 22	@PHI	3	47	15.7	23	1	0	0	-	-	0
Nov. 29	@IND	5	53	10.6	20	1	0	0	-	-	0
Dec. 6	ATL	2	12	6.0	7	0	0	0	-	-	0
Dec. 13	NO	2	16	8.0	11	0	0	0	-	-	0
Dec. 17	@STL	3	20	6.7	8	0	0	0	-	-	0
Dec. 27	CHI	1	46	46.0	46	0	0	0	-	-	0
Jan. 3	@CAR	1	10	10.0	10	0	0	0	-	-	0
TOTALS		23	288	12.5	46	3	0	0	-	-	0

#52
K.J. BRITT
LINEBACKER
HT: 6-0 WT: 243
DOB: 6/4/99
NFL: ROOKIE
ACQ: D5, 2021
COLLEGE: AUBURN



ACQUIRED BY BUCS:

X Selected in the fifth round (176th overall) of the 2021 NFL Draft by the Buccaneers.

2021 HIGHLIGHTS:

- X Made NFL debut vs. Dallas (9/9), seeing 18 snaps on special teams.
- X Tallied two special teams tackles against Atlanta (9/19), one on punt coverage, one on kickoff coverage.
- X Saw time on special teams in Weeks 3-6.
- X Against Chicago (10/24), recorded two tackles - his first career tackles on defense.
- X Saw time on special teams Weeks 7-8, 10.

COLLEGE:

- X Played in 42 games at Auburn (2017-20), with 14 starts, recording 119 tackles (13 for loss), 2.5 sacks, two passes defended and one forced fumble.
- X Limited to two games in senior season (2020), registering 23 tackles (one for loss). Voted as a team captain and named to Lott IMPACT Trophy, Bednarik Award, Butkus Award and Bronko Nagurski Trophy preseason watch lists.
- X Preseason All-American selection (Athlon, CBS Sports, Phil Steele) and preseason All-SEC selection (SEC coaches, Athlon, Phil Steele, Street & Smith, College FB News, SI.com, AL.com, PFF, SEC media) entering 2020.

- X Started 12-of-13 games as a junior (2019), recording 69 tackles (10 for loss), 2.5 sacks, one pass defended and one forced fumble. Earned first-team All-SEC honors from the league's coaches and second-team All-SEC selection from the Associated Press.
- X Recorded 23 tackles (two for loss) and one pass defended in 13 games as a sophomore (2018).
- X Played in 14 games as a freshman (2017), registering four tackles.

- X Graduated with a business degree.

PERSONAL:

- X Attended Oxford High School (Oxford, Alabama).
- X Named 2016 regional MVP and first-team all-state.
- X First-team ASWA all-state honoree in 2015.
- X Son of Kenney and Tonia Britt.
- X Has one brother, Keenan.

BRITT'S CAREER STATISTICS

Year	Team	Tackles						INT				Fumbles			ST Tackles				
		GP	GS	T	S	A	Sk	Yds	No	Yds	Lg	TD	PD	FF	FR	Yds	T	S	A
2021	Tampa Bay	9	0	2	2	0	0.0	0.0	0	0	0	0	0	0	0	0	2	1	1
NFL Totals		9	0	2	2	0	0.0	0.0	0	0	0	0	0	0	0	2	1	1	

2021

DATE	OPP	TACKLES							INTERCEPTIONS					FUMBLES			ST TACKLES		
		T	S	A	TFL	SK	YDS	QH	NO	YDS	LG	TD	PD	FF	FR	YDS	T	S	A
Sept. 9	DAL	0	0	0	0	0.0	0.0	0	0	0	0	0	0	0	0	0	0	0	0
Sept. 19	ATL	0	0	0	0	0.0	0.0	0	0	0	0	0	0	0	0	0	2	1	1
Sept. 26	@LAR	0	0	0	0	0.0	0.0	0	0	0	0	0	0	0	0	0	0	0	0
Oct. 3	@NE	0	0	0	0	0.0	0.0	0	0	0	0	0	0	0	0	0	0	0	0
Oct. 10	MIA	0	0	0	0	0.0	0.0	0	0	0	0	0	0	0	0	0	0	0	0
Oct. 14	@PHI	0	0	0	0	0.0	0.0	0	0	0	0	0	0	0	0	0	0	0	0
Oct. 24	CHI	2	2	0	0	0.0	0.0	0	0	0	0	0	0	0	0	0	0	0	0
Oct. 31	@NO	0	0	0	0	0.0	0.0	0	0	0	0	0	0	0	0	0	0	0	0
Nov. 14	@WAS	0	0	0	0	0.0	0.0	0	0	0	0	0	0	0	0	0	0	0	0
Nov. 22	NYG																		
Nov. 28	@IND																		
Dec. 5	@ATL																		
Dec.12	BUF																		
Dec. 19	NO																		
Dec. 26	@CAR																		
Jan. 2	@NYJ																		
Jan. 9	CAR																		
TOTALS		2	2	0	0	0.0	0.0	0	0	0	0	0	0	0	0	0	2	1	1

#81 ANTONIO BROWN

WIDE RECEIVER

HT: 5-10 WT: 185

DOB: 7/10/88

NFL: 11TH YEAR

ACQ: FA, 2020

COLLEGE: CENTRAL MICHIGAN



ACQUIRED BY BUCS:

- X Signed by Tampa Bay as a free agent on October 27, 2020.

ORIGINALLY ENTERED NFL:

- X Originally entered the NFL as a sixth-round pick (195th overall) of the Pittsburgh Steelers in the 2010 NFL Draft.

AWARDS & ACCOLADES:

- X Super Bowl LV Champion
- X 7x Pro Bowl Selection (2011, 2013-18)
- X 4x Associated Press First-Team All-Pro Selection (2014-17)
- X 4x PFWA All-NFL Team Selection (2014-17)
- X 3x Sporting News All-Pro Selection (2015-17)
- X 2017 Sporting News Offensive Player of the Year
- X NFL 2010s All-Decade Team
- X 3x AFC Offensive Player of the Month (December 2014, November 2015, December 2015)
- X 2x AFC Offensive Player of the Week (Week 15, 2015; Week 11, 2017)
- X 3x AFC Special Teams Player of the Week (Week 13, 2011; Week 17, 2014; Week 13, 2015)

CAREER HIGHLIGHTS:

- X Played with the Pittsburgh Steelers (2010-18) and New England Patriots (2019) before joining Tampa Bay.
- X Has played in 144 career regular season games, with 109 starts, catching 915 passes for 12,164 yards (13.3 avg.) and

83 touchdowns. Also has 35 rushing attempts for 128 yards.

- X As a returner, has 187 punt returns for 1,761 yards (9.4 avg.) with four touchdowns and 47 kick returns for 1,173 yards (25.0 avg.) and one touchdown.
- X Has started seven-of-13 career postseason contests he has appeared in, catching 59 passes for 918 yards (15.6 avg.) and six touchdowns.
- X Recorded at least 100 receptions and 1,200 receiving yards in six consecutive seasons (2013-18), setting an NFL record.
- X One of only two players in NFL history to register at least six seasons with at least 100 receptions (also Brandon Marshall).
- X Eclipsed 1,200 receiving yards in six consecutive seasons (2013-18), tied for the second-longest streak in NFL history, trailing only Jerry Rice's record nine consecutive seasons.
- X Has seven career games with at least 10 catches, 100 receiving yards and multiple receiving touchdowns - the most such games in NFL history.
- X Has 22 career games with at least 10 receptions, tied with Andre Johnson for the most-such games in NFL history.



- X Has 45 career 100-yard receiving games, tied for the 15th-most in NFL history and the second-most among active players (Julio Jones, 59).
- X Has 19 career games with multiple receiving touchdowns, tied for the ninth-most in NFL history and tied for the most among active players (Rob Gronkowski, 19).
- X Brown's 83 receiving touchdowns are tied for 23rd in NFL history, while his 12,164 receiving yards are the 25th-most in league history and his 915 receptions are the 22nd-most in NFL history.
- X Leads all active players in receptions (915), while ranking second in receiving yards (12,164) and receiving touchdowns (83).
- X Holds the NFL record for most receptions in NFL history in any six-year span (686, 2013-18), five-year span (582, 2013-17), four-year span (481, 2013-16), three-year span (375, 2013-15) and two-year span (262, 2014-15).
- X Holds the record for most receiving yards in an six-year span in NFL history (9,145, 2013-18), surpassing WR Jerry Rice's record of 8,759 yards recorded from 1990-95.
- X Set an NFL record for fewest games to reach 800 career receptions, doing so in just 126 games. Also set an NFL record



for fewest games to 900 catches, accomplishing the feat in 143 games.

- X Reached 11,000 career yards in just his 129th career game, the second-fewest games to the milestone in NFL history behind Calvin Johnson (127). Became the third-fastest player to reach 12,000 yards and was one of only five to accomplish the feat in less than 150 games.
- X Set an NFL record for most receptions (622) and receiving yards (8,281) by a player in their first 100 career games.
- X Became the second player in NFL history, joining Johnson, to record 1,600 receiving yards in back-to-back seasons (2014-15).
- X Became the first player in NFL history to record at least 125 receptions in back-to-back seasons (2014-15).
- X Has two postseason touchdown receptions with Tampa Bay, tied for the most in franchise history.
- X Has caught a career-high three touchdown passes in two separate regular season contests (11/24/16 at Indianapolis; 11/16/17 against Tennessee).
- X Posted a career-best 284 receiving yards on a career-high 17 receptions against Oakland (11/8/15), the ninth-most receiving yards in a single game in NFL history.
- X Has two postseason contests with multiple touchdown receptions (1/8/17 vs. Miami; 1/14/18 vs. Jacksonville).
- X Started first postseason contest against Baltimore (1/3/15), catching nine passes for 117 yards.
- X Made postseason debut against Baltimore (1/15/11), catching three passes for 75 yards.
- X Recorded first career start against Cleveland (12/8/11), catching five passes

2010-21 MOST GAMES WITH 100+ RECEIVING YARDS

Name (Current Team)	Games
1. Julio Jones (TEN)	59
2. Antonio Brown (TB)	45
3. DeAndre Hopkins (ARI)	37
3. Calvin Johnson (Retired)	37
5. Brandon Marshall (Retired)	36

2010-21 MOST GAMES WITH MULTIPLE RECEIVING TD

Name (Current Team)	Games
1. Antonio Brown (TB)	19
1. Rob Gronkowski (TB)	19
3. Jimmy Graham (CHI)	17
5. Dez Bryant (Free Agent)	15
5. Mike Evans (TB)	15
5. Calvin Johnson (Retired)	15
5. Jordy Nelson (Retired)	15

for 151 yards (30.2 avg.) and one touchdown.

- X Tallied first career punt return touchdown against Cincinnati (12/4/11), a 71-yard return.
- X Made NFL debut at Tennessee (9/19/10), returning a kickoff 89 yards for a touchdown.

2021 HIGHLIGHTS:

- X Caught five passes for 121 yards (24.2 avg.) - including a 47-yard touchdown reception - in the season opener against Dallas (9/9).
- X Against Atlanta (9/19), caught a 17-yard pass on the Buccaneers' final drive of the first half, helping set up a Tampa Bay touchdown.
- X Caught seven passes for 63 yards at New England (10/3).
- X With his totals at New England, surpassed Pro Football Hall of Famer Michael Irvin for the 28th-most receiving yards in NFL history.
- X Against Miami (10/10), caught seven passes for 124 yards and two touchdowns.
- X Brown's first catch of the game was the 900th of his career, coming in his 143rd career game, surpassing Pro Football Hall of Famer Marvin Harrison as the fastest player to reach 900 receptions in NFL history.
- X Brown now has 12,071 receiving yards in 143 career games, becoming the third-fastest player to reach 12,000 yards and



one of only five players to reach 12,000 receiving yards in less than 150 career games (Julio Jones, 125; Jerry Rice, 142; Torrey Holt, 146 and Andre Johnson, 146).

- X Brown now has 19 career games with multiple touchdown receptions, tied with teammate Rob Gronkowski for the most such games among active players, the most such games since 2010 and tied for the ninth-most such games in NFL history.
- X Brown now has 45 career games with at least 100 receiving yards, the second-most among active players and the second-most since 2010 (Julio Jones, 59) and tied for the 15th-most in NFL history.
- X Brown now has 14 career games with at least 100 receiving yards and multiple touchdown catches, the most such games among active players and the sixth-most such games in NFL history. The five players ahead of him are Jerry Rice (27), Randy Moss (26), Marvin Harrison (22), Terrell Owens (17) and

2010-21 NFL RECEIVING TD LEADERS

Name (Current Team)	TD
1. Rob Gronkowski (TB)	90
2. Antonio Brown (TB)	83
3. Jimmy Graham (CHI)	82
4. Dez Bryant (Free Agent)	75
5. Mike Evans (TB)	70

2010-21 NFL RECEPTION LEADERS

Name (Current Team)	Receptions
1. Antonio Brown (TB)	915
2. Larry Fitzgerald (Free Agent)	909
3. Julio Jones (TEN)	869
4. DeAndre Hopkins (ARI)	782
5. Demaryius Thomas (Retired)	724

2010-21 NFL RECEIVING YARD LEADERS

Name (Current Team)	Yards
1. Julio Jones (TEN)	13,232
2. Antonio Brown (TB)	12,164
3. DeAndre Hopkins (ARI)	10,495
4. Larry Fitzgerald (Free Agent)	10,425
5. A.J. Green (ARI)	9,890

MOST 100-CATCH SEASONS (NFL HISTORY)

Name (Current Team)	Seasons
1. Antonio Brown	6
1. Brandon Marshall	6
3. Larry Fitzgerald	5
3. Andre Johnson	5
3. Wes Welker	5

Don Maynard (16) – all of whom are in the Pro Football Hall of Fame.

- X At Philadelphia (10/14), caught a team-leading nine passes for 93 yards and a touchdown.
- X Brown now has 83 career touchdown receptions, surpassing Anquan Boldin, Jimmy Graham and Reggie Wayne (82 each) and tying Calvin Johnson and Brandon Marshall (83 each) for the 23rd-most touchdown receptions in NFL history.
- X Brown now has 12,164 career receiving yards, surpassing Hines Ward (12,083) and Charlie Joiner (12,164) for the 25th-most receiving yards in NFL history.
- X Brown has caught a pass in each of the past 142 games played, the longest active streak in the NFL and the 17th-longest streak in NFL history.
- X Inactive against Chicago (10/24), at New Orleans (10/31) and at Washington (11/14).

COLLEGE:

- X Played three seasons at Central Michigan (2007-09), playing in 41 games, catching 305 passes for 3,199 yards and 33 touchdowns - ending his career in the top five in all three categories.
- X Also recorded 2,612 kickoff return yards with two touchdowns and 822 punt return yards with three touchdowns.
- X Named MAC Special Teams Player of the Year in consecutive seasons (2008-09)
- X Named first-team All-MAC as a receiver and punt returner in 2009, after being named first-team All-MAC as a kick returner and punt returner in 2008.



- X As a freshman in 2007, was named MAC Freshman of the Year, first-team All-MAC as a kick returner and second-team All-MAC as a receiver.

PERSONAL:

- X Attended North Carolina Tech (Raleigh, N.C.) in 2006.
- X Attended Norland High School (Miami, FL), earning two-time Class 6A All-State selection in football.
- X Has four sons, Antonio Jr. Autonomy, Ali and Apollo, and one daughter, Antanyiah.
- X Son of Adrienne Moss and Eddie Brown.

BROWN'S CAREER STATISTICS

YEAR	TEAM	RECEIVING							RUSHING				
		GP	GS	NO	YDS	AVG	LG	TD	ATT	YDS	AVG	LG	TD
2010	Pittsburgh	9	0	16	167	10.4	26	0	0	0	-	-	0
2011	Pittsburgh	16	3	69	1,108	16.1	79t	2	7	41	5.9	10	0
2012	Pittsburgh	13	10	66	787	11.9	60t	5	7	24	3.4	13	0
2013	Pittsburgh	16	14	110	1,499	13.6	56	8	7	4	0.6	10	0
2014	Pittsburgh	16	16	129	1,698	13.2	63t	13	4	13	3.3	9	0
2015	Pittsburgh	16	16	136	1,834	13.5	59	10	3	28	9.3	16	0
2016	Pittsburgh	15	15	106	1,284	12.1	51	12	3	9	3.0	13	0
2017	Pittsburgh	14	14	101	1,533	15.2	57	9	0	0	-	-	0
2018	Pittsburgh	15	15	104	1,297	12.5	78t	15	0	0	-	-	0
2019	New England	1	0	4	56	14.0	20t	1	1	5	5.0	5	0
2020	Tampa Bay	8	4	45	483	10.7	46t	4	2	-2	-1.0	1	0
2021	Tampa Bay	5	2	29	418	14.4	62t	4	1	6	6.0	6	0
NFL Totals		143	109	906	12,071	13.3	79t	82	35	128	3.7	16	0

YEAR	TEAM	KICKOFF RETURNS					PUNT RETURNS					
		NO	YDS	AVG	LG	TD	NO	FC	YDS	AVG	LG	TD
2010	Pittsburgh	17	397	23.4	89t	1	19	1	110	5.8	21	0
2011	Pittsburgh	27	737	27.3	52	0	30	26	325	10.8	60t	1
2012	Pittsburgh	0	0	-	-	0	27	8	183	6.8	29	0
2013	Pittsburgh	1	16	16.0	16	0	32	23	409	12.8	67t	1
2014	Pittsburgh	1	0	-	-	0	30	16	319	10.6	71t	1
2015	Pittsburgh	0	0	-	-	0	22	13	212	9.6	71t	1
2016	Pittsburgh	1	23	23.0	23	0	15	15	140	9.3	33	0
2017	Pittsburgh	0	0	-	-	0	11	10	61	5.5	16	0
2018	Pittsburgh	0	0	-	-	0	0	0	0	-	-	0
2020	Tampa Bay	0	0	-	-	0	1	2	2	2.0	2	0
Totals		47	1,173	25.0	89t	1	187	114	1,761	9.4	71t	4

YEAR	TEAM	RECEIVING							RUSHING				
		GP	GS	NO	YDS	AVG	LG	TD	ATT	YDS	AVG	LG	TD
2010	Pittsburgh	3	0	5	90	18.0	58	0	0	0	-	-	0
2011	Pittsburgh	1	0	5	70	14.0	25	0	1	18	18.0	18	0
2014	Pittsburgh	1	1	9	117	13.0	44	0	0	0	-	-	0
2015	Pittsburgh	1	1	7	119	17.0	60	0	0	0	-	-	0
2016	Pittsburgh	3	3	18	309	17.2	62t	2	0	0	-	-	0
2017	Pittsburgh	1	1	7	132	18.9	43t	2	0	0	-	-	0
2020	Tampa Bay	3	1	8	81	10.1	36t	2	1	22	22.0	22	0
NFL Totals		13	7	59	918	15.6	62t	6	2	40	20.0	22	0

YEAR	TEAM	KICKOFF RETURNS					PUNT RETURNS					
		NO	YDS	AVG	LG	TD	NO	FC	YDS	AVG	LG	TD
2010	Pittsburgh	11	241	21.9	38	0	6	0	21	3.5	12	0
2011	Pittsburgh	0	0	-	-	0	0	3	0	-	-	0
2014	Pittsburgh	1	16	16.0	16	0	0	0	0	-	-	0
2015	Pittsburgh	0	0	-	-	0	2	2	8	4.0	6	0
2016	Pittsburgh	1	0	-	-	0	4	2	28	7.0	10	0
2017	Pittsburgh	0	0	-	-	0	0	0	0	-	-	0
2020	Tampa Bay	0	0	-	-	0	0	0	0	-	-	0
Totals		13	257	19.8	38	0	12	7	57	4.8	12	0

SINGLE-GAME HIGHS

Receptions: 17, vs. Oakland, 11/8/15 (w/Pittsburgh)
Receiving Yards: 284, vs. Oakland, 11/8/15 (w/Pittsburgh)
Receiving TDs: 3, twice, last vs. Tennessee, 11/16/17 (w/Pittsburgh)
Postseason Receptions: 9, vs. Baltimore, 1/3/15 (w/Pittsburgh)
Postseason Receiving Yards: 132, vs. Jacksonville, 1/14/18 (w/Pittsburgh)
Postseason Receiving TDs: 2, twice, last vs. Jacksonville, 1/14/18 (w/Pittsburgh)

ADDITIONAL STATS

ST Tackles: 4 - 1 in 2015; 1 in 2014; 2 in 2010
Misc. Tackles: 18 - 1 in 2020; 3 in 2018; 2 in 2016; 4 in 2015; 1 in 2014; 2 in 2013; 2 in 2012; 2 in 2011; 1 in 2010
Fumbles-Lost: 15-6 - 4-0 in 2017; 3-2 in 2015; 2-2 in 2014; 1-0 in 2013; 4-2 in 2012; 1-0 in 2010

BROWN'S GAME-BY-GAME STATISTICS

2021

DATE	OPP	NO	RECEIVING					RUSHING				
			YDS	AVG	LG	TD	ATT	YDS	AVG	LG	TD	
Sept. 9	DAL	5	121	24.2	47t	1	1	6	6.0	6	0	
Sept. 19	ATL	1	17	17.0	17	0	0	0	-	-	0	
Sept. 26	@LAR					Reserve/COVID						
Oct. 3	@NE	7	63	9.0	27	0	0	0	-	-	0	
Oct. 10	MIA	7	124	17.7	62t	2	0	0	-	-	0	
Oct. 14	@PHI	9	93	10.3	27	1	0	0	-	-	0	
Oct. 24	CHI					Inactive						
Oct. 31	@NO					Inactive						
Nov. 14	@WAS					Inactive						
Nov. 22	NYG											
Nov. 28	@IND											
Dec. 5	@ATL											
Dec.12	BUF											
Dec. 19	NO											
Dec. 26	@CAR											
Jan. 2	@NYJ											
Jan. 9	CAR											
TOTALS		29	418	14.4	62t	4	1	6	6.0	6	0	

2020

DATE	OPP	NO	RECEIVING					RUSHING				
			YDS	AVG	LG	TD	ATT	YDS	AVG	LG	TD	
Sept. 13	@NO					Not With Team						
Sept. 20	CAR					Not With Team						
Sept. 27	@DEN					Not With Team						
Oct. 4	LAC					Not With Team						
Oct. 8	@CHI					Not With Team						
Oct. 18	GB					Not With Team						
Oct. 25	@LV					Not With Team						
Nov. 2	@NYG					Reserve/Suspended						
Nov. 8	NO	3	31	10.3	15	0	0	0	-	-	0	
Nov. 15	@CAR	7	69	9.9	25	0	1	-3	-3.0	-3	0	
Nov. 23	LAR	8	57	7.1	12	0	1	1	1.0	1	0	
Nov. 29	KC	2	11	5.5	9	0	0	0	-	-	0	
Dec. 13	MIN	5	49	9.8	16	0	0	0	-	-	0	
Dec. 20	@ATL	5	93	18.6	46t	1	0	0	-	-	0	
Dec. 27	@DET	4	35	8.8	15	1	0	0	-	-	0	
Jan. 3	ATL	11	138	12.5	30t	2	0	0	-	-	0	
TOTALS		45	483	10.7	46t	4	2	-2	-1.0	1	0	
PLAYOFFS												
DATE	OPP	NO	YDS	AVG	LG	TD	ATT	YDS	AVG	LG	TD	
Jan. 9	@WAS	2	49	24.5	36t	1	1	22	22.0	22	0	
Jan. 17	@NO	1	10	10.0	10	0	0	0	-	-	0	
Jan. 24	@GB					Inactive						
Feb. 7	KC	5	22	4.4	16	1	0	0	-	-	0	
TOTALS		8	81	10.1	36t	2	1	22	22.0	22	0	

2018 (w/PITTSBURGH)

DATE	OPP	NO	RECEIVING					RUSHING				
			YDS	AVG	LG	TD	ATT	YDS	AVG	LG	TD	
Sept. 9	@CLE	9	93	10.3	22	1	0	0	-	-	0	
Sept. 16	KC	9	67	7.4	19	0	0	0	-	-	0	
Sept. 24	@TB	6	50	8.3	27	1	0	0	-	-	0	
Sept. 30	BAL	5	62	12.4	26	1	0	0	-	-	0	
Oct. 7	ATL	6	101	16.8	47	2	0	0	-	-	0	
Oct. 14	@CIN	5	105	21.0	48	1	0	0	-	-	0	
Oct. 28	CLE	6	74	12.3	43	2	0	0	-	-	0	
Nov. 4	@BAL	5	42	8.4	11	1	0	0	-	-	0	
Nov. 8	CAR	6	96	16.0	53	1	0	0	-	-	0	
Nov. 18	@JAC	5	117	23.4	78	1	0	0	-	-	0	
Nov. 25	@DEN	9	67	7.4	14	0	0	0	-	-	0	
Dec. 2	LAC	10	154	15.4	46	1	0	0	-	-	0	
Dec.9	@OAK	5	35	7.0	13	0	0	0	-	-	0	
Dec. 16	NE	4	49	12.3	24	1	0	0	-	-	0	
Dec. 23	@NO	14	185	12.3	28	2	0	0	-	-	0	
Dec. 30	CIN					Inactive						
TOTALS		104	1,297	12.5	78	15	0	0	-	-	0	

2017 (W/PITTSBURGH)**RECEIVING****RUSHING**

DATE	OPP	NO	YDS	AVG	LG	TD	ATT	YDS	AVG	LG	TD
Sept. 10	@CLE	11	182	16.5	50	0	0	0	-	-	0
Sept. 17	MIN	5	62	12.4	26	0	0	0	-	-	0
Sept. 24	@CHI	10	110	11.0	23	1	0	0	-	-	0
Oct. 1	@BAL	4	34	8.5	14	0	0	0	-	-	0
Oct. 8	JAC	10	157	15.7	49	0	0	0	-	-	0
Oct. 15	@KC	8	155	19.2	51	1	0	0	-	-	0
Oct. 22	CIN	4	65	16.3	23	1	0	0	-	-	0
Oct. 29	@DET	5	70	14.0	40	0	0	0	-	-	0
Nov. 12	@IND	3	47	15.7	32	0	0	0	-	-	0
Nov. 16	TEN	10	144	14.4	41	3	0	0	-	-	0
Nov. 26	GB	10	169	16.9	39	2	0	0	-	-	0
Dec. 4	@CIN	8	101	12.6	24	1	0	0	-	-	0
Dec. 10	BAL	11	213	19.4	57	0	0	0	-	-	0
Dec. 17	NE	2	24	12.0	19	0	0	0	-	-	0
Dec. 25	@HOU					Inactive					
Dec. 31	CLE					Inactive					
TOTALS		101	1,533	15.2	57	9	0	0	-	-	0
PLAYOFFS											
DATE	OPP	NO	YDS	AVG	LG	TD	ATT	YDS	AVG	LG	TD
Jan. 14	JAC	7	132	18.9	43	2	0	0	-	-	0
TOTALS		7	132	18.9	43	2	0	0	-	-	0

2016 (W/PITTSBURGH)**RECEIVING****RUSHING**

DATE	OPP	NO	YDS	AVG	LG	TD	ATT	YDS	AVG	LG	TD
Sept. 12	@WAS	8	126	15.8	29	2	0	0	-	-	0
Sept. 18	CIN	4	39	9.8	17	0	0	0	-	-	0
Sept. 25	@PHI	12	140	11.7	20	0	0	0	-	-	0
Oct. 2	KC	4	64	16.0	38	2	0	0	-	-	0
Oct. 9	NYJ	9	78	8.7	16	1	0	0	-	-	0
Oct. 16	@MIA	4	39	9.8	16	0	1	6	6.0	6	0
Oct. 23	NE	7	106	15.1	51	0	1	13	13.0	13	0
Nov. 6	@BAL	7	85	12.1	27	1	0	0	-	-	0
Nov. 13	DAL	14	154	11.0	44	1	1	-10	-10.0	-10	0
Nov. 20	@CLE	8	76	9.5	21	0	0	0	-	-	0
Nov. 24	@IND	5	91	18.2	33	3	0	0	-	-	0
Dec. 4	NYG	6	54	9.0	22	1	0	0	-	-	0
Dec. 11	@BUF	5	78	15.6	40	0	0	0	-	-	0
Dec. 18	@CIN	3	58	19.3	32	0	0	0	-	-	0
Dec. 25	BAL	10	96	9.6	26	1	0	0	-	-	0
Jan. 1	CLE					Inactive					
TOTALS		106	1,284	12.1	51	12	3	9	3.0	13	0
PLAYOFFS											
DATE	OPP	NO	YDS	AVG	LG	TD	ATT	YDS	AVG	LG	TD
Jan. 8	MIA	5	124	24.8	62	2	0	0	-	-	0
Jan. 15	@KC	6	106	18.0	52	0	0	0	-	-	0
Jan. 22	@NE	7	77	11.0	18	0	0	0	-	-	0
TOTALS		18	309	17.2	62	2	0	0	-	-	0

2015 (W/PITTSBURGH)

DATE	OPP	NO	RECEIVING				RUSHING					
			YDS	AVG	LG	TD	ATT	YDS	AVG	LG	TD	
Sept. 10	@NE	9	133	14.8	37	1	0	0	-	-	0	
Sept. 20	SF	9	195	21.7	59	1	0	0	-	-	0	
Sept. 27	@STL	11	108	9.8	19	0	0	0	-	-	0	
Oct. 1	BAL	5	42	8.4	17	0	0	0	-	-	0	
Oct. 12	@SD	3	45	15.0	39	0	0	0	-	-	0	
Oct. 18	ARI	3	24	8.0	23	0	0	0	-	-	0	
Oct. 25	@KC	6	124	20.7	41	0	1	6	6.0	6	0	
Nov. 1	CIN	6	47	7.9	17	1	0	0	-	-	0	
Nov. 8	OAK	17	284	16.7	59	0	2	22	11.0	16	0	
Nov. 15	CLE	10	139	13.9	56	2	0	0	-	-	0	
Nov. 29	@SEA	6	51	8.5	15	0	0	0	-	-	0	
Dec. 6	IND	8	118	14.8	48	2	0	0	-	-	0	
Dec. 13	@CIN	7	87	12.4	26	0	0	0	-	-	0	
Dec. 20	DEN	16	189	11.8	23	2	0	0	-	-	0	
Dec. 27	@BAL	7	61	8.7	27	0	0	0	-	-	0	
Jan. 3	@CLE	13	187	14.4	27	1	0	0	-	-	0	
TOTALS		136	1,834	13.5	59	10	3	28	9.3	16	0	

PLAYOFFS

DATE	OPP	NO	YDS	AVG	LG	TD	ATT	YDS	AVG	LG	TD
Jan. 9	@CIN	7	119	17.0	60	0	0	0	-	-	0
Jan. 17	@DEN					Inactive					
TOTALS		7	119	17.0	60	0	0	0	-	-	0

2014 (W/PITTSBURGH)

DATE	OPP	NO	RECEIVING				RUSHING					
			YDS	AVG	LG	TD	ATT	YDS	AVG	LG	TD	
Sept. 7	CLE	5	116	23.2	41	1	0	0	-	-	0	
Sept. 11	@BAL	7	90	12.9	27	0	2	10	5.0	9	0	
Sept. 21	@CAR	10	90	9.0	30	2	0	0	-	0	0	
Sept. 28	TB	7	131	18.7	27	2	0	0	-	-	0	
Oct. 5	@JAC	5	84	16.8	30	0	0	0	-	-	0	
Oct. 12	@CLE	7	118	16.9	23	0	1	-2	-2.0	-2	0	
Oct. 20	HOU	9	90	10.0	30	0	0	0	-	-	0	
Oct. 26	IND	10	133	13.3	47	2	1	5	5.0	5	0	
Nov. 2	BAL	11	144	13.1	54	1	0	0	-	-	0	
Nov. 9	@NYJ	8	74	9.3	15	0	0	0	-	-	0	
Nov. 17	@TEN	9	91	10.1	17	1	0	0	-	-	0	
Nov. 30	NO	8	97	12.1	21	2	0	0	-	-	0	
Dec. 7	@CIN	9	117	13.0	32	0	0	0	-	-	0	
Dec. 14	@ATL	10	123	12.3	28	0	0	0	-	-	0	
Dec. 21	KC	7	72	10.3	19	1	0	0	-	-	0	
Dec. 28	CIN	7	128	18.3	63	1	0	0	-	-	0	
TOTALS		129	1,698	13.2	63	13	4	13	3.3	9	0	

PLAYOFFS

DATE	OPP	NO	YDS	AVG	LG	TD	ATT	YDS	AVG	LG	TD
Jan. 3	BAL	9	117	13.0	44	0	0	0	-	-	0
TOTALS		9	117	13.0	44	0	0	0	-	-	0

2013 (W/PITTSBURGH)

DATE	OPP	NO	RECEIVING				RUSHING					
			YDS	AVG	LG	TD	ATT	YDS	AVG	LG	TD	
Sept. 8	TEN	5	71	14.2	22	0	1	4	4.0	4	0	
Sept. 16	@CIN	6	57	9.5	18	0	0	0	-	-	0	
Sept. 22	CHI	9	196	21.8	45	2	0	0	-	-	0	
Sept. 29	@MIN	12	88	7.3	15	0	1	10	10.0	10	0	
Oct. 13	@NYJ	9	86	9.6	16	0	0	0	-	-	0	
Oct. 20	BAL	6	50	8.3	13	0	1	3	3.0	3	0	
Oct. 27	@OAK	9	82	9.1	21	0	1	2	2.0	2	0	
Nov. 3	@NE	5	71	14.2	27	1	0	0	-	-	0	
Nov. 10	BUF	6	104	17.3	40	0	0	0	-	-	0	
Nov. 17	DET	7	147	21.0	47	2	1	-8	-8.0	-8	0	
Nov. 24	@CLE	6	92	15.3	41	1	1	-8	-8.0	-8	0	
Nov. 28	@BAL	5	59	11.8	19	0	0	0	-	-	0	
Dec. 8	MIA	5	138	27.6	56	1	0	0	-	-	0	
Dec. 15	CIN	5	66	13.2	20	1	1	1	1.0	1	0	
Dec. 22	@GB	6	105	17.5	36	0	0	0	-	-	0	
Dec. 29	CLE	9	87	9.7	24	0	0	0	-	-	0	
TOTALS		110	1,499	13.6	56	8	7	4	0.6	10	0	

2012 (W/PITTSBURGH)

DATE	OPP	NO	RECEIVING					RUSHING				
			YDS	AVG	LG	TD	ATT	YDS	AVG	LG	TD	
Sept. 9	@DEN	4	74	18.5	27	0	1	4	4.0	4	0	
Sept. 16	NYJ	7	79	11.3	25	0	1	9	9.0	9	0	
Sept. 23	@OAK	7	87	12.4	20	1	0	0	-	-	0	
Oct. 7	PHI	7	86	12.3	20	0	0	0	-	-	0	
Oct. 11	@TEN	4	20	5.0	7	0	0	0	-	-	0	
Oct. 21	@CIN	7	96	13.7	23	0	2	13	6.5	13	0	
Oct. 28	WAS	4	38	9.5	18	0	0	0	-	-	0	
Nov. 4	@NYG	2	19	9.5	12	0	0	0	-	-	0	
Nov. 12	KC					Inactive						
Nov. 18	BAL					Inactive						
Nov. 25	@CLE					Inactive						
Dec. 2	@BAL	5	58	11.6	34	0	1	4	4.0	4	0	
Dec. 9	SD	4	35	8.8	14	1	0	0	-	-	0	
Dec. 16	@DAL	8	76	9.5	18	1	0	0	-	-	0	
Dec. 23	CIN	5	97	19.4	60	1	0	0	-	-	0	
Dec. 30	CLE	2	22	11.0	13	1	2	-6	-3.0	7	0	
TOTALS		66	787	11.9	60	5	7	24	3.4	13	0	

2011 (W/PITTSBURGH)

DATE	OPP	NO	RECEIVING					RUSHING				
			YDS	AVG	LG	TD	ATT	YDS	AVG	LG	TD	
Sept. 11	@BAL	2	14	7.0	15	0	0	0	-	-	0	
Sept. 18	SEA	4	67	16.8	19	0	1	1	1.0	1	0	
Sept. 25	@IND	4	75	18.8	21	0	0	0	-	-	0	
Oct. 2	@HOU	5	67	13.4	23	0	1	8	8.0	8	0	
Oct. 9	TEN	2	23	11.5	17	0	1	10	-	-	0	
Oct. 16	JAC	1	16	16.0	16	0	0	0	-	-	0	
Oct. 23	@ARI	7	102	14.6	20	0	0	0	-	-	0	
Oct. 30	NE	9	67	7.4	19	1	0	0	-	-	0	
Nov. 6	BAL	5	109	21.8	32	0	0	0	-	-	0	
Nov. 13	@CIN	5	86	17.2	21	0	0	0	-	-	0	
Nov. 27	@KC	4	81	20.3	34	0	2	5	2.5	3	0	
Dec. 4	CIN	2	67	33.5	45	0	1	9	9.0	9	0	
Dec. 8	CLE	5	151	30.2	79	1	0	0	-	-	0	
Dec. 19	@SF	5	59	11.8	24	0	0	0	-	-	0	
Dec. 24	STL	3	34	11.3	19	0	1	8	8.0	8	0	
Jan. 1	@CLE	6	90	15.0	40	0	0	0	-	-	0	
TOTALS		69	1,108	16.1	79	2	7	41	5.9	10	0	
PLAYOFFS												
DATE	OPP	NO	YDS	AVG	LG	TD	ATT	YDS	AVG	LG	TD	
Jan. 8	@DEN	5	70	14.0	25	0	1	18	18.0	18	0	
TOTALS		5	70	14.0	25	0	1	18	18.0	18	0	

2010 (W/PITTSBURGH)

DATE	OPP	NO	RECEIVING					RUSHING				
			YDS	AVG	LG	TD	ATT	YDS	AVG	LG	TD	
Sept. 12	ATL					Inactive						
Sept. 19	@TEN	0	0	0.0	0	0	0	0	-	-	0	
Sept. 26	@TB	0	0	0.0	0	0	0	0	-	-	0	
Oct. 3	BAL	1	6	6.0	6	0	0	0	-	-	0	
Oct. 17	CLE					Inactive						
Oct. 24	@MIA					Inactive						
Oct. 31	@NO					Inactive						
Nov. 8	@CIN					Inactive						
Nov. 14	NE					Inactive						
Nov. 21	OAK	1	21	21.0	21	0	0	0	-	-	0	
Nov. 28	@BUF					Inactive						
Dec. 5	BAL	3	26	8.7	11	0	0	0	-	-	0	
Dec. 12	CIN	3	27	9.0	12	0	0	0	-	-	0	
Dec. 19	NYJ	2	15	7.5	16	0	0	0	-	-	0	
Dec. 23	CAR	2	20	10.0	13	0	0	0	-	-	0	
Jan. 2	@CLE	4	52	13.0	26	0	0	0	-	-	0	
TOTALS		16	167	10.4	26	0	0	0	-	-	0	
PLAYOFFS												
DATE	OPP	NO	YDS	AVG	LG	TD	ATT	YDS	AVG	LG	TD	
Jan. 15	BAL	3	75	25.0	58	0	0	0	0.0	0	0	
Jan. 23	NYJ	1	14	14.0	14	0	0	0	0.0	0	0	
Feb. 6	GB	1	1	1.0	1	0	0	0	0.0	0	0	
TOTALS		5	90	18.0	58	0	0	0	0.0	0	0	

#65 ALEX CAPPA

GUARD

HT: 6-6 WT: 305

DOB: 1/27/95

NFL: 4TH YEAR

ACQ: D3, 2018

COLLEGE: HUMBOLDT STATE



ACQUIRED BY BUCS:

- X Selected in the third round (94th overall) of the 2018 NFL Draft by the Buccaneers.

AWARDS & ACCOLADES:

- X Super Bowl LV Champion.

CAREER HIGHLIGHTS:

- X Has played in 44 career regular season games, with 38 starts. Has started in one postseason contest.
- X Started all 16 games in 2020 and was part of an offensive line that allowed a sack on 3.51 percent of all pass attempts, the second-lowest mark in the NFL and the second-lowest mark in a season in team history. Helped block for an offense that ranks second in passing yards per game (289.1), third in points per game (30.8), seventh in yards per game (384.1), seventh in yards per play (6.04).
- X In 2019, his first season as a starter, started at right guard in all 13 games he played in, helping guide an offense that averaged 28.6 points per game, the third-highest mark in the league, posting 397.9 yards per game, the third-highest mark in the NFL, with 302.8 passing yards per game, the best mark in the NFL.
- X Started at Detroit (12/26/20), helping the Buccaneers total a team-record 588 yards of total offense.
- X Recorded first career start against San Francisco (9/8/19).
- X Made NFL debut against San Francisco (11/25/18).

2021 HIGHLIGHTS:

- X Part of an offensive line that has allowed a sack on only 3.0 percent of pass plays - the best mark in the league. Tampa

Bay's offense ranks third in the NFL in yards per game (406.4), third in yards per play (6.22) and third in points per game (31.0).

- X Started at right guard in season opener against Dallas (9/9) and was part of an offensive line that did not allow a sack on 50 passing attempts.
- X Against Atlanta (9/19), started at right guard.
- X Part of an offense that gained 446 yards - including 411 net passing yards - at L.A. Rams (9/26).
- X Helped block for a Buccaneers rushing attack that totaled 119 yards in a win at New England (10/3).
- X Started at right guard against Miami (10/10), helping the offense total 558 yards, the fourth-most in a single game in team history, while converting 8-of-11 third downs (72.7 pct.), the second-highest conversion rate in a game in team history. The offense gained 33 first downs, the second-most in a game in team history and the most in a non-overtime contest. Tampa Bay had a franchise record 26 passing first downs.
- X At Philadelphia (10/14), was part of an offensive line that didn't allow a sack over 42 pass attempts, while helping the offense gain 399 yards (102 rushing).
- X Helped block for an offense that rushed for a season-high 182 yards against Chicago (10/24), while not allowing a sack.
- X Started at right guard at New Orleans (10/31), helping the team gain 421 yards of offense.
- X Part of an offensive line that did not allow a sack at Washington (11/14).

COLLEGE/PERSONAL:

- X Played in 43 games at Humboldt State (2013-17), earning Great Northwest Athletic Conference Offensive Lineman of the Year all four years he played.
- X As a senior in 2017, was a unanimous first-team All-GNAC selection and was a national finalist for the Gene Upshaw Award, given annually to the best lineman - offensive or defensive - in Division II football.
- X Played in 11 games as a junior (2016), earning first-team All-GNAC honors, being named Division II Conference Commissioners Association first-team All-Region, American Football Coaches Association and Hero Sports first-team All-American, as well as being selected as a representative on the Associated Press Little All-America Second Team.
- X Named a D2CCA second-team All-American as a sophomore (2015), while earning Don Hansen Honorable Mention All-American honors and being selected to the D2CCA All-Region Team and the Don Hansen All-Super Region First Team. Was a unanimous first-team All-GNAC selection.
- X As a redshirt freshman (2014), played in 10 games and earned unanimous first-team All-GNAC honors.
- X Redshirted in 2013.
- X Attended Dublin High School (Dublin, California).
- X Received first-team All-Diablo Foothill Athletic League honors as a defensive lineman in 2011, before moving to offensive line in 2012 and earning first-team all-league honors.
- X Son of James and Loretta Cappa.

COMMUNITY:

- X In 2020, supported the National CMV Foundation - co-founded by Buccaneers Director of Player Personnel John Spytek, along with his wife Kristen - as part of the NFL's My Cause, My Cleats initiative.



- X In November 2020, helped donate to the 14th Annual Turkey Time with the O-Line Supported by Publix, which provided more than 1,100 full Thanksgiving meals to those less fortunate.
- X Cappa participated in the 7th Annual Cut for a Cure with the National Pediatric Cancer Foundation and helped raise \$100,000.
- X In November 2019, Cappa participated in the 13th annual Turkey Time with the O-Line and sat in on bail and probation hearings at the Hillsborough County Courthouse on Tuesday to gain perspective on the criminal justice system.
- X To close out the 2019 holiday season, Cappa helped surprise 30 kids with a shopping spree at Target.
- X Cappa bought meals from Tour de Pizza in St. Pete and donated them to Metropolitan Ministries to help local businesses and feed those in need during COVID-19. General Manager Jason Licht, Head Coach Bruce Arians, and other teammates tagged along to join the mission.

CAPPA'S CAREER STATISTICS

Games/Starts: TB: 2018: 6/0; 2019: 13/13; 2020: 16/16 (P: 1/1); 2021: 9/9
Career Totals: 44/38 (P:1/1)

#43 ROSS COCKRELL

DEFENSIVE BACK

HT: 6-0 WT: 191

DOB: 8/6/91

NFL: 8TH YEAR

ACQ: FA, 2020

COLLEGE: DUKE



ACQUIRED BY BUCS:

- X Signed to Tampa Bay practice squad on September 23, 2020. Promoted to active roster on October 13, 2020.

ORIGINALLY ENTERED NFL:

- X Originally entered the NFL as a fourth-round pick (109th overall) of the Buffalo Bills in the 2014 NFL Draft.

AWARDS & ACCOLADES:

- X Super Bowl LV Champion.

CAREER HIGHLIGHTS:

- X Has played for the Buffalo Bills (2014), Pittsburgh Steelers (2015-16), New York Giants (2017), Carolina Panthers (2019) and Buccaneers (2020)
- X Has played in 89 career regular season games, with 49 starts, totaling 253 tackles (nine for loss), 51 passes defended, seven interceptions (returned 133 yards), two fumble recoveries and a forced fumble. Also has five special teams tackles.
- X Has played in nine career postseason contests, with three starts, tallying 19 tackles (one for loss), one pass defended and one fumble recovery.
- X Posted career-best two interceptions at Arizona (12/24/17).
- X Recorded a career-high 10 tackles at Indianapolis (12/22/19).
- X Tallied career-high four passes defended against Washington (12/31/17).
- X Registered first career forced fumble at Seattle (11/29/15).
- X Tallied first career fumble recovery against Baltimore (10/1/15). Also recovered fumble against Kansas City (10/2/16).
- X Notched first career interception against Baltimore (10/1/15).

- X Made first career start at San Diego (10/12/15).
- X Made NFL debut against Kansas City (11/9/14).

2021 HIGHLIGHTS:

- X Part of a Buccaneers defense that is allowing the seventh-fewest yards per game (335.8), while ranking second in the NFL in rush defense (78.0 yards per game).
- X Registered five tackles in season opener against Dallas (9/9). Also added a special teams tackle.
- X Notched three tackles against Atlanta (9/19).
- X At L.A. Rams (9/26), tallied three tackles, and two passes defended, one coming on third down, forcing a Rams punt. Also added a special teams tackle on kickoff coverage.
- X Deflected a pass that was intercepted by Buccaneers safety Antoine Winfield Jr. at New England (10/3). Finished the game with three tackles, a quarterback hit and a pass defended.
- X Notched two tackles and a pass defended on third down against Miami (10/10).
- X At Philadelphia (10/14), registered three tackles and a pass defended. Part of a defense that limited the Eagles to 213 total yards, including just 113 passing yards.
- X Started against Chicago (10/24), recording five tackles and helping limit the Bears to 168 net passing yards.
- X In Weeks 6-7, Tampa Bay held opponents under 175 net passing yards, the first time doing so since 2018.
- X Notched one tackle at New Orleans (10/31).
- X Tallied one pass defended and one special teams tackle at Washington (11/14).

COLLEGE/PERSONAL:

- X Started all 49 games he played in at Duke (2009-13), totaling 233 tackles (seven for loss), 42 passes defensed, 12 interceptions and 2.0 sacks.
- X Earned first-team All-ACC honors in 2012 and 2013, while being named Honorable Mention All-America by Sports Illustrated in 2012.
- X A three-time Academic All-ACC selection (2011-13) and an Academic All-ACC honoree in 2010.
- X In 2012, recorded a 75-yard blocked field goal return for a touchdown - a school record.
- X Graduated in May of 2013 with a degree in political science, while also earning a certificate in markets and management studies. Did graduate work in political science.
- X In 2020, supported the King Peltier Foundation as part of the NFL's My Cause, My Cleats initiative.
- X Attended Charlotte Latin School (Charlotte, N.C.).
- X Father, Keith, played football at Columbia, while one sister graduated as a volleyball athlete at Davidson College and the other runs track at Southern California and competed in the 2020 Tokyo Olympics.

COCKRELL'S CAREER STATISTICS

Year	Team	Tackles					Sk	Yds	INT				Fumbles			ST Tackles					
		GP	GS	T	S	A			No	Yds	Lg	TD	PD	FF	FR	Yds	T	S	A		
2014	Buffalo	7	0	1	1	0	0.0	0.0	0	0	0	0	0	0	0	0	0	0	0	0	
2015	Pittsburgh	15	7	43	33	10	0.0	0.0	2	62	37	0	11	1	1	0	1	0	1	0	
2016	Pittsburgh	16	16	62	47	15	0.0	0.0	0	0	0	0	14	0	1	0	0	0	0	0	
2017	New York	16	9	49	37	12	0.0	0.0	3	1	1	0	11	0	0	0	1	1	0	0	
2019	Carolina	14	11	62	48	14	0.0	0.0	2	70	37	0	8	0	0	0	0	0	0	0	
2020	Tampa Bay	12	2	11	9	2	0.0	0.0	0	0	0	0	1	0	0	0	0	0	0	0	
2021	Tampa Bay	9	4	25	17	8	0.0	0.0	0	0	0	0	5	0	0	0	3	0	3	0	
NFL Totals		89	49	253	192	61	0.0	0.0	7	133	37	0	51	1	2	0	5	1	4	0	
Playoffs																					
Year	Team	Tackles					Sk	Yds	INT				Fumbles			ST Tackles					
		GP	GS	T	S	A			No	Yds	Lg	TD	PD	FF	FR	Yds	T	S	A		
2015	Pittsburgh	2	0	1	1	0	0	0	0	0	0	0	0	0	1	-3	0	0	0	0	0
2016	Pittsburgh	3	3	17	15	2	0	0	0	0	0	0	0	0	0	0	0	0	0	0	0
2020	Tampa Bay	4	0	1	1	0	0	0	0	0	0	0	1	0	0	0	0	0	0	0	0
Postseason		9	3	19	17	2	0	0	0	0	0	0	1	0	1	-3	0	0	0	0	0

SINGLE-GAME HIGHS

Tackles: 10, at Indianapolis, 12/22/19 (w/Carolina)
Interceptions: 2, at Arizona, 12/24/17 (w/N.Y. Giants)
Passes Defensed: 4, vs. Washington, 12/31/17 (w/N.Y. Giants)
Forced Fumbles: 1, at Seattle, 11/29/15 (w/Pittsburgh)
Fumble Recoveries: 1, twice, last vs. Kansas City, 10/2/16 (w/Pittsburgh)

COCKRELL'S GAME-BY-GAME STATISTICS

2021

DATE	OPP	TACKLES							INTERCEPTIONS					FUMBLES			ST TACKLES		
		T	S	A	TFL	SK	YDS	QH	NO	YDS	LG	TD	PD	FF	FR	YDS	T	S	A
Sept. 9	DAL	5	4	1	0	0.0	0.0	0	0	0	0	0	0	0	0	0	1	0	1
Sept. 19	ATL	3	3	0	0	0.0	0.0	0	0	0	0	0	0	0	0	0	0	0	
Sept. 26	@LAR	3	2	1	0	0.0	0.0	0	0	0	0	0	2	0	0	0	1	0	1
Oct. 3	@NE	3	2	1	0	0.0	0.0	1	0	0	0	0	1	0	0	0	0	0	
Oct. 10	MIA	2	1	1	0	0.0	0.0	0	0	0	0	0	1	0	0	0	0	0	
Oct. 14	@PHI	3	1	2	0	0.0	0.0	0	0	0	0	0	1	0	0	0	0	0	
Oct. 24	CHI	5	3	2	0	0.0	0.0	0	0	0	0	0	0	0	0	0	0	0	
Oct. 31	@NO	1	1	0	0	0.0	0.0	0	0	0	0	0	0	0	0	0	0	0	
Nov. 14	@WAS	0	0	0	0	0.0	0.0	0	0	0	0	0	1	0	0	0	1	0	1
Nov. 22	NYG																		
Nov. 28	@IND																		
Dec. 5	@ATL																		
Dec.12	BUF																		
Dec. 19	NO																		
Dec. 26	@CAR																		
Jan. 2	@NYJ																		
Jan. 9	CAR																		
TOTALS		25	17	8	0	0.0	0.0	1	0	0	0	0	6	0	0	0	3	0	3

2020

DATE	OPP	TACKLES							INTERCEPTIONS					FUMBLES			ST TACKLES				
		T	S	A	TFL	SK	YDS	QH	NO	YDS	LG	TD	PD	FF	FR	YDS	T	S	A		
Sept. 13	@NO								Not With Team												
Sept. 20	CAR								Not With Team												
Sept. 27	@DEN								Buccaneers Practice Squad												
Oct. 4	LAC								Buccaneers Practice Squad												
Oct. 8	@CHI	0	0	0	0	0.0	0.0	0	0	0	0	0	0	0	0	0	0	0	0		
Oct. 18	GB	0	0	0	0	0.0	0.0	0	0	0	0	0	0	0	0	0	0	0	0		
Oct. 25	@LV	0	0	0	0	0.0	0.0	0	0	0	0	0	0	0	0	0	0	0	0		
Nov. 2	@NYG	0	0	0	0	0.0	0.0	0	0	0	0	0	0	0	0	0	0	0	0		
Nov. 8	NO	0	0	0	0	0.0	0.0	0	0	0	0	0	0	0	0	0	0	0	0		
Nov. 15	@CAR	0	0	0	0	0.0	0.0	0	0	0	0	0	0	0	0	0	0	0	0		
Nov. 23	LAR	1	1	0	1	0.0	0.0	0	0	0	0	0	0	0	0	0	0	0	0		
Nov. 29	KC	4	3	1	0	0.0	0.0	0	0	0	0	0	0	0	0	0	0	0	0		
Dec. 13	MIN	0	0	0	0	0.0	0.0	0	0	0	0	0	0	0	0	0	0	0	0		
Dec. 20	@ATL	2	2	0	0	0.0	0.0	0	0	0	0	0	0	0	0	0	0	0	0		
Dec. 27	@DET	2	2	0	0	0.0	0.0	0	0	0	0	0	0	0	0	0	0	0	0		
Jan. 3	ATL	2	1	1	0	0.0	0.0	1	0	0	0	0	0	1	0	0	0	0	0		
TOTALS		11	9	2	1	0.0	0.0	1	0	0	0	0	1	0	0	0	0	0	0		
PLAYOFFS																					
Jan. 9	@WAS	0	0	0	0	0.0	0.0	0	0	0	0	0	0	0	0	0	0	0	0		
Jan. 17	@NO	1	1	0	0	0.0	0.0	0	0	0	0	0	1	0	0	0	0	0	0		
Jan. 24	@GB	0	0	0	0	0.0	0.0	0	0	0	0	0	0	0	0	0	0	0	0		
Feb. 7	KC	0	0	0	0	0.0	0.0	0	0	0	0	0	0	0	0	0	0	0	0		
TOTALS		1	1	0	0	0.0	0.0	0	0	0	0	0	1	0	0	0	0	0	0		

#1

JAELON DARDEN

WIDE RECEIVER

HT: 5-8 WT: 174

DOB: 1/14/99

NFL: ROOKIE

ACQ: D4, 2021

COLLEGE: NORTH TEXAS



ACQUIRED BY BUCS:

- X Selected in the fourth round (129th overall) of the 2021 NFL Draft by the Buccaneers.

2021 HIGHLIGHTS:

- X Inactive Weeks 1-2, 4-6.
- X Made NFL debut at L.A. Rams, serving as the Buccaneers' primary returner, with two kickoff returns for 48 yards and one punt return for four yards. Also added a reception.
- X Served as the team's primary returner in Week 7 against Chicago, returning the opening Bears punt 43 yards to help set up a Buccaneers touchdown. His 43-yard punt return is the longest in the NFL this season and the longest by a Buccaneers player since 2017 (Bernard Reedy, 43 yards vs N.Y. Jets, 11/12/17).
- X Caught three passes for 11 yards at New Orleans (10/31).
- X Had a 29-yard reception at Washington (11/14), while also serving as the team's primary returner, with two kickoffs returned for 51 yards and two punts returned for 14 yards.

COLLEGE:

- X Started 26-of-48 games at North Texas (2017-20), catching 230 passes for 2,782 yards and 38 touchdowns - setting program records in each category. Also had an 81-yard punt return touchdown.
- X As a senior in 2020, started all nine games, catching 74 passes for 1,190 yards and 19 touchdowns. His 19 touchdowns ranked second in the NCAA and established a new school

record, while his 1,190 receiving yards ranked third in the FBS and second in a single season in program history. His 74 receptions ranked fourth in the nation.

- X Earned first-team All-American honors from ESPN, the Football Writers Association of America and Pro Football Focus, while earning second-team distinction from the Associated Press, Sporting News, the American Football Coaches Association and The Athletic following his senior year.
- X Also named Conference USA Most Valuable Player, first-team All-C-USA, Pro Football Focus C-USA Player of the Year and Dave Campbell's Texas Football Texas College Offensive Player of the Year as a senior.
- X Led the team in receptions (76), receiving yards (736) and receiving touchdowns (12) as a junior in 2019, starting all 12 games. Earned first-team all-conference selection.
- X In 2018, played in 13 games, with five starts, catching 48 passes for 575 yards and four touchdowns.
- X As a freshman (2017), had 32 receptions for 281 yards and three touchdowns in 14 games.
- X Named C-USA Special Teams Player of the Week after returning a punt 81 yards for a touchdown against Rice (11/25/17).

PERSONAL:

- X Attended Eisenhower High School (Houston, Texas).
- X Named honorable mention All-District 16-6A as a senior and first-team All-District 18-6A as a junior.

DARDEN'S CAREER STATISTICS

YEAR	TEAM	RECEIVING						RUSHING					
		GP	GS	NO.	YDS	AVG	LG	TD	ATT	YDS	AVG	LG	TD
2021	Tampa Bay	4	0	5	40	8.0	29	0	1	11	11.0	11	0
NFL Totals		4	0	5	40	8.0	29	0	1	11	11.0	11	0

YEAR	TEAM	KICKOFF RETURNS					PUNT RETURNS					
		NO	YDS	AVG	LG	TD	NO	FC	YDS	AVG	LG	TD
2021	Tampa Bay	6	133	22.2	34	0	7	1	75	10.7	43	0
Totals		6	133	22.2	34	0	7	1	75	10.7	43	0

DARDEN'S GAME-BY-GAME STATISTICS

2021

DATE	OPP	RECEIVING						RUSHING				
		NO	YDS	AVG	LG	TD	ATT	YDS	AVG	LG	TD	
Sept. 9	DAL											
Sept. 19	ATL					Inactive						
Sept. 26	@LAR	1	0	0.0	0	0	0	0	-	-	0	
Oct. 3	@NE					Inactive						
Oct. 10	MIA					Inactive						
Oct. 14	@PHI					Inactive						
Oct. 24	CHI	0	0	-	-	0	1	11	11.0	11	0	
Oct. 31	@NO	3	11	3.7	8	0	0	0	-	-	0	
Nov. 14	@WAS	1	29	29.0	29	0	0	0	-	-	0	
Nov. 22	NYG											
Nov. 28	@IND											
Dec. 5	@ATL											
Dec.12	BUF											
Dec. 19	NO											
Dec. 26	@CAR											
Jan. 2	@NYJ											
Jan. 9	CAR											
TOTALS		5	40	8.0	29	0	1	11	11.0	11	0	

2021

DATE	OPP	KICKOFF RETURNS					PUNT RETURNS					
		NO	YDS	AVG	LG	TD	NO	FC	YDS	AVG	LG	TD
Sept. 9	DAL					Inactive						
Sept. 19	ATL					Inactive						
Sept. 26	@LAR	2	48	24.0	24	0	1	1	4	4.0	4	0
Oct. 3	@NE					Inactive						
Oct. 10	MIA					Inactive						
Oct. 14	@PHI					Inactive						
Oct. 24	CHI	1	17	17.0	17	0	1	0	43	43.0	43	0
Oct. 31	@NO	1	17	17.0	17	0	3	0	14	4.7	11	0
Nov. 14	@WAS	2	51	25.5	34	0	2	0	14	7.0	10	0
Nov. 22	NYG											
Nov. 28	@IND											
Dec. 5	@ATL											
Dec.12	BUF											
Dec. 19	NO											
Dec. 26	@CAR											
Jan. 2	@NYJ											
Jan. 9	CAR											
TOTALS		6	133	22.2	34	0	7	1	75	10.7	43	0

#54

LAVONTE DAVID

INSIDE LINEBACKER


HT: 6-1 WT: 233

DOB: 1/23/90

NFL: 10TH YEAR

ACQ: D2, 2012

COLLEGE: NEBRASKA



ACQUIRED BY BUCS:

- X Selected by Tampa Bay in the second round (58th overall) of the 2012 NFL Draft.

AWARDS & ACCOLADES:

- X Super Bowl LV Champion.
- X 2015 Pro Bowl Selection.
- X 2013 AP All-Pro First-Team Selection.
- X 2x AP All-Pro Second-Team Selection (2016, 2020)
- X NFC Defensive Player Of The Month (September 2020).
- X 2x NFC Defensive Player of the Week (Week 12, 2013; Week 10, 2015).
- X 2020 ESPN All-Pro Selection
- X USA Today All-Joe Team (2012, 2013).
- X 2012 PFW/PFWA All-Rookie Team.
- X NFC Defensive Rookie Of The Month (November 2012).

CAREER HIGHLIGHTS:

- X Has started all 144 regular season games that he has played, totaling 1,179 tackles (129 for loss), 57 quarterback hits, 53 passes defensed, 25.0 sacks, 12 interceptions (two returned for touchdown), 25 forced fumbles, 16 fumble recoveries (one returned for touchdown) and one safety.
- X Started four playoff games, recording 26 tackles (one for loss), four passes defensed, one quarterback hit and one sack.
- X Joined Ray Lewis as only players in NFL history to record 1,000 tackles, 20.0 sacks and 10 interceptions through their first eight seasons.

- X Selected to NFL.com's 2010s All-Decade Team.
- X Has served as Buccaneers Captain from 2014-21.
- X Has led the Buccaneers in tackles in seven times (2012-15, 2017-19) and tackles for loss five times (2012-16).
- X Ranks first the NFL in solo tackles (837), second in total tackles (1,179), and third in tackles for loss (129) among all NFL players since entering the league in 2012.
- X David is credited with 28 takeaways (12 interceptions, 16 fumble recoveries), tied for the seventh-most in the NFL since 2012 and the most by any front-seven player.
- X One of only two players in the NFL with at least 1,000 tackles, 20.0 sacks and 10 interceptions since the start of the 2012 season (also Bobby Wagner).
- X Since 2012, ranks tied for second among NFL linebackers in interceptions with 12 and tied for fifth among linebackers with two interceptions returned for touchdowns, while ranking fourth among linebackers in passes defensed (53). Also during that span, ranks fourth among all players with 25 forced



fumbles and first with 16 opponent fumble recoveries.

- X Has scored 20 points (3 TDs, 1 safety) since entering the league in 2012, tied for the ninth-most among all front-seven players. Since start of 2015 season (when David scored his first touchdown), ranks tied for 11th among all defensive players and tied for fifth among all front seven players in return touchdowns with three.
- X Ranks tied for second in the league in the league forced fumbles since 2014 with 23, alongside Khalil Mack (23), trailing only Chandler Jones (25).
- X Since joining Tampa Bay in 2012, has helped lead a defense that ranks second in the NFL in rushing yards allowed (100.9) and has allowed the lowest yards per rush in the league during that time (3.90), and the fourth-most takeaways in the NFL (245).
- X His 16 career fumble recoveries are a Buccaneers franchise record.
- X His 144 starts are fifth-most in Buccaneers franchise history while his 144 games played rank ninth in team history.
- X Tampa Bay's 2020 defense led the league in rushing yards allowed per game (80.6) and yards allowed per rush (3.60), while ranking sixth in yards allowed per play (5.12), sixth in yards allowed per game (327.1), ranking tied for second in tackles



- for loss (91), tied for fourth in sacks (48.0) and tied for fifth in takeaways (25).
- X His five fumble recoveries in 2017 are a Buccaneers single-season franchise record.
- X A key contributor on the Buccaneers defense in 2019, which led the league in rushing yards allowed and opposing rushing average.
- X Recorded first fumble recovery return touchdown when he stripped Larry Fitzgerald, scooped the football and continued 21 yards for the score, at Arizona (10/15/17)
- X In 2016, tied for NFL lead, and most among linebackers, with 17 tackles for loss.
- X Garnered Associated Press Second-Team All-Pro honors following the 2016 season.
- X Named to first Pro Bowl following the 2015 season when he ranked third in the league in tackles (147) and added three sacks, three interceptions, two forced

2012-21 NFL TACKLE FOR LOSS LEADERS

Name (Team)	TFL
1. J.J. Watt (HOU)	164
2. Aaron Donald (LAR)	138
3. Lavonte David (TB)	129
4. Cameron Jordan (NO)	127
5. Calais Campbell (BAL)	124

2012-21 NFL TACKLE LEADERS

Name (Current Team)	Tackles
1. Bobby Wagner (SEA)	1,312
2. Lavonte David (TB)	1,179
3. Luke Kuechly (Retired)	1,092
4. Demario Davis (NO)	971
5. K.J. Wright (LV)	896

2012-21 NFL SOLO TACKLE LEADERS

Name (Current Team)	Solo Tackles
1. Lavonte David (TB)	837
2. Bobby Wagner (SEA)	780
3. Luke Kuechly (Retired)	690
4. Demario Davis (NO)	652
5. Malcolm Jenkins (NO)	597

2012-21 NFL FORCED FUMBLE LEADERS

Name (Current Team)	FF
1. Chandler Jones (ARI)	29
2. Robert Quinn (CHI)	28
3. J.J. Watt (HOU)	26
4. Lavonte David (TB)	25
5. Khalil Mack (CHI)	23
5. Von Miller (LAR)	23

fumbles, two fumble recoveries and 13 passes defended (most among NFL linebackers).

- X Named Associated Press All-Pro First-Team following 2013 season when he ranked fifth in the NFL in both tackles (143) tackles and interceptions (5). Added a safety, two forced fumbles, one fumble recovery, and 10 passes defended,
- X Tied for league lead with 14.5 run stuffs in 2013, according to STATS, Inc., and ranked third in the NFL in tackles for loss (20), behind Robert Quinn and J.J. Watt.
- X Ranked by Pro Football Focus as the No. 1 run stuffing outside linebacker and finished with the third-most quarterback pressures (sacks, QB hits, hurries) at the position.
- X Only NFL player with 125+ tackles and 6+ sacks in 2013.
- X In 2013 became only the second player since 1982 to record at least 7.0 sacks and five interceptions in the same season (S Dave Duerson).
- X In 2012, led the Buccaneers in tackles as a rookie, posting 139 tackles, tied for the seventh-most in the NFL. Also posted 112 solo tackles, the second-most in the league.
- X Named to USA Today's All-Joe Team in both 2012 & 2013.
- X Selected to PFW/PFWA All-Rookie Team in 2012.
- X Only linebacker in Buccaneers history with two multiple-interception games.
- X Scored first career touchdown on a 20-yard interception return (Mark Sanchez) in win at Philadelphia (11/22/15).
- X Registered his first career interception (Peyton Manning) at Denver (12/2/12).
- X Notched his first career sack vs. Philadelphia (12/9/12).
- X Started in his NFL debut against Carolina (9/9/12).

2021 HIGHLIGHTS:

- X Named captain for the eighth consecutive season.
- X Part of a Buccaneers defense that is allowing the eighth-fewest yards per game (334.0) and seventh-fewest yards



per play (5.28) while ranking second in the NFL in rush defense (79.8 yards per game).

- X Led the Buccaneers in tackles (11) in the season opener against Dallas (9/9), adding a quarterback hit and a pass defended. Helped lead a defense that held the Cowboys to 60 rushing yards.
- X The start against Dallas was the 138th of David's career, surpassing Ring of Honor member Mike Alstott for the fifth-most starts in franchise history.
- X Tallied eight tackles against Atlanta (9/19) and was part of a defense that held the Falcons to 55 rushing yards on 20 attempts (2.8 avg.).
- X Recorded six tackles at L.A. Rams (9/26).
- X At New England (10/3), recorded seven tackles (one for loss) and a pass defended. Was part of a defense that held the Patriots to -1 yards rushing - the fewest allowed in a game in Buccaneers history and the fewest allowed by any NFL team since 2007.
- X Tallied two tackles and a sack against Miami (10/10) before exiting with injury.
- X Inactive at Philadelphia (10/14) and vs. Chicago (10/24).
- X Returned to action at New Orleans (10/31), recording eight tackles.
- X At Washington (11/14), David registered 14 tackles and a forced fumble. David's

14 tackles are his most since 2017. The fumble forced by David was recovered by teammate Antoine Winfield Jr., helping set up a Buccaneers touchdown.

COLLEGE:

- X Started all 27 games he played in at Nebraska (2010-11), recording 285 tackles, 28 tackles for loss, 11.5 sacks, two interceptions, 12 passes defended, three forced fumbles and two fumbles recovered.
- X In 2011, earned first-team All-American honors from the American Football Coaches Association, CBS and ESPN.
- X Also earned first-team All-Big Ten accolades (coaches, media, ESPN.com, Yahoo.com, Phil Steele).
- X Was a finalist for the Butkus Award (Top Linebacker), semifinalist for the Chuck Bednarik Award (Top Defensive Player) and semifinalist for the Lott Trophy (Top Defensive IMPACT Player) in 2011.
- X Named the 2011 Butkus-Fitzgerald Big Ten Linebacker of the Year and Nebraska team MVP.
- X 2011 Guy Chamberlin Award Winner for his play and contributions to the betterment of the University of Nebraska football team.
- X As a senior, led Nebraska with 133 tackles and ranked third in the Big Ten in tackles per game.
- X Also led Nebraska in tackles for loss (13.0), sacks (5.5), interceptions (2), forced fumbles (2) and fumble recoveries (2) in 2011.
- X In 2010, set a school record with 152 tackles.
- X His 285 career tackles rank fourth in school history, and most by a two-year player.



MOST GAMES STARTED - BUCCANEERS HISTORY

Name	Starts
1. Ronde Barber, 1997-2012	232
2. Derrick Brooks, 1995-2008	221
3. Paul Gruber, 1988-99	183
4. Tony Mayberry, 1990-99	145
5. Lavonte David, 2012-Pres.	144

- X Recorded a career-high 19 tackles in one game against South Dakota State, the seventh-most in school history.
- X Was named first-team All-American (Rivals.com and CBS), unanimous first-team Big 12 and Big 12 Newcomer of the Year, as selected by the coaches, in 2010.
- X Prior to his time at Nebraska, led Fort Scott Community College (Fort Scott, Kansas) to the Junior College National Championship Game, while ranking among the conference's leaders in tackles and tackles for loss.
- X Was named Defensive MVP of the JUCO National Championship Game.
- X Two-time first-team All-Jayhawk Conference selection and a Region VI All-American in 2009.
- X During his first season at Fort Scott, led the Jayhawk Conference with 93 tackles.
- X Majored in criminology and criminal justice.

COMMUNITY:

- X In 2020, supported Big Brothers, Big Sisters as part of the NFL's My Cause, My Cleats initiative.
- X David participated in the 7th Annual Cut for a Cure with the National Pediatric Cancer Foundation and helped raise \$100,000.
- X As a national ambassador for Big Brother Big Sister, Lavonte hosted his 4th annual bowling event benefiting the organization in 2019.
- X David coordinated with teammates to help donate weekly meals from local businesses to Metropolitan Ministries, helping feed those in need during COVID-19.
- X In October 2016, joined teammates and the entire Buccaneers business

operations staff for the team's "Hometown Huddle", helping to refurbish the Sulphur Springs K-8 School and Community Center and interact with students.

- X In June 2016, was named a national ambassador and BIG Champion for Big Brothers Big Sisters of America, with the mission of creating more matches between children and caring, adult mentors across the United States.
- X In May 2016, helped dedicate a Buccaneers Academy at Bevis Elementary School, which was awarded a Fitness Zone and also presented with a special assembly and P.E. equipment for winning the 2016 Play 60 Challenge.
- X In November 2015 and 2016, hosted a bowling event to benefit Big Brothers Big Sisters of Tampa Bay.
- X In July 2015, hosted his inaugural free backpack and school supply donation to youth in his hometown of Miami, FL.
- X In June 2015, had his head shaved by children battling cancer as part of the Buccaneers Cut for a Cure to raise funds and awareness for the Pediatric Cancer Foundation.
- X Paired up with United Way volunteers and students to install a "Learning Garden" at Edison Elementary in October 2013 and at Davis Elementary in September 2015.
- X Led students through football drills and promoted the importance of health and fitness for the opening of Buccaneers Academy Fitness Zones at Foster Elementary in September 2012 and Sulphur Springs Elementary in December 2012.



- X As a member of the Buccaneers Rookie Club in 2012, visited youth at All Children's Hospital in St. Petersburg and sang holiday carols to residents at Westminster Palms retirement home, visited MacDill Air Force Base to thank civilian workers and active duty military for their service, helped host a lunch for service members at Coast Guard Air Station Clearwater and visited veterans recovering from injury and illness at Bay Pines VA Hospital, hosted an educational scavenger hunt for children from the Boys & Girls Clubs of Tampa Bay at Busch Gardens Tampa, and greeted patients at St. Joseph's Children's Hospital in May 2012.
- X Volunteered time while at Nebraska with team hospital visits and the Husker Heroes program.

PERSONAL:

- X Attended Northwestern High School (Miami, Florida).
- X Won back-to-back Florida state titles in 2006 and 2007, while finishing with undefeated records both years.
- X Son of the late Lynette David.
- X Born Lavonte David on January 23, 1990, in Miami, Florida.

DAVID'S CAREER STATISTICS

Year	Team	GP	GS	Tackles				INT				Fumbles			ST Tackles				
				T	S	A	Sk	Yds	No	Yds	Lg	TD	PD	FF	FR	Yds	T	S	A
2012	Tampa Bay	16	16	139	112	27	2.0	14.0	1	27	27	0	5	0	0	0	0	0	0
2013	Tampa Bay	16	16	144	106	38	7.0	52.5	5	87	32	0	9	2	1	0	0	1	1
2014	Tampa Bay	14	14	146	101	45	1.0	4.0	0	0	0	0	4	4	1	0	0	0	0
2015	Tampa Bay	16	16	147	85	62	3.0	17.0	3	19	20	1	13	2	2	0	0	0	0
2016	Tampa Bay	16	16	87	67	20	5.0	39.0	1	15	15t	1	4	4	2	53	0	0	0
2017	Tampa Bay	13	13	101	76	25	0.0	0.0	0	0	0	0	1	5	5	21	0	0	0
2018	Tampa Bay	14	14	120	94	26	3.5	14.5	0	0	0	0	2	1	2	0	0	0	0
2019	Tampa Bay	16	16	121	81	41	1.0	14.0	1	26	26	0	7	3	1	0	1	1	0
2020	Tampa Bay	16	16	117	82	35	1.5	15.0	1	-5	-5	0	6	3	2	0	0	0	0
2021	Tampa Bay	7	7	56	33	23	1.0	0.0	0	0	0	0	2	1	0	0	0	0	0
NFL Totals		144	144	1,179	837	342	25.0	170.0	12	169	32	2	53	25	16	74	2	2	0
Playoffs																			
Year	Team	GP	GS	Tackles				INT				Fumbles			ST Tackles				
				T	S	A	Sk	Yds	No	Yds	Lg	TD	PD	FF	FR	Yds	T	S	A
2020	Tampa Bay	4	4	26	22	4	1.0	11.0	0	0	0	0	4	0	0	0	0	0	0
Postseason		4	4	26	22	4	1.0	11.0	0	0	0	0	4	0	0	0	0	0	0

SINGLE-GAME HIGHS

Tackles: 16, at Oakland, 11/4/12
Sacks: 2.0, twice, last vs. Carolina, 1/1/17
Interceptions: 2, twice, last at Philadelphia, 11/22/15
INT-TD: 1, twice, last at San Diego, 12/4/16
Passes Defensed: 2, eight times, last at Denver, 9/27/20
Safeties: 1, vs. Miami, 11/11/13
Forced Fumbles: 2, at Arizona, 10/15/17
Fumble Recoveries: 2, at Carolina, 1/3/16
FR-TD: 1, at Arizona, 10/15/17

DAVID'S GAME-BY-GAME STATISTICS

2021

DATE	OPP	TACKLES							INTERCEPTIONS					FUMBLES			ST TACKLES		
		T	S	A	TFL	SK	YDS	QH	NO	YDS	LG	TD	PD	FF	FR	YDS	T	S	A
Sept. 9	DAL	11	5	6	0	0.0	0.0	1	0	0	0	0	1	0	0	0	0	0	0
Sept. 19	ATL	8	5	3	0	0.0	0.0	0	0	0	0	0	0	0	0	0	0	0	0
Sept. 26	@LAR	6	6	0	0	0.0	0.0	0	0	0	0	0	0	0	0	0	0	0	0
Oct. 3	@NE	7	5	2	1	0.0	0.0	0	0	0	0	0	1	0	0	0	0	0	0
Oct. 10	MIA	2	1	1	0	1.0	0.0	1	0	0	0	0	0	0	0	0	0	0	0
Oct. 14	@PHI								Inactive										
Oct. 24	CHI								Inactive										
Oct. 31	@NO	8	6	2	0	0.0	0.0	0	0	0	0	0	0	0	0	0	0	0	0
Nov. 14	@WAS	14	5	9	0	0.0	0.0	0	0	0	0	0	0	1	0	0	0	0	0
Nov. 22	NYG																		
Nov. 28	@IND																		
Dec. 5	@ATL																		
Dec. 12	BUF																		
Dec. 19	NO																		
Dec. 26	@CAR																		
Jan. 2	@NYJ																		
Jan. 9	CAR																		
TOTALS		56	33	23	1	0.0	0.0	2	0	0	0	0	2	1	0	0	0	0	0

2020

DATE	OPP	TACKLES							INTERCEPTIONS				FUMBLES			ST TACKLES				
		T	S	A	TFL	SK	YDS	QH	NO	YDS	LG	TD	PD	FF	FR	YDS	T	S	A	
Sept. 13	@NO	11	7	4	2	0.0	0.0	1	0	0	0	0	0	0	0	0	0	0	0	
Sept. 20	CAR	9	7	2	0	0.0	0.0	0	0	0	0	0	0	1	1	0	0	0	0	
Sept. 27	@DEN	4	2	2	0	0.0	0.0	0	1	-5	-5	0	2	0	0	0	0	0	0	
Oct. 4	LAC	10	9	1	1	0.0	0.0	0	0	0	0	0	1	0	0	0	0	0	0	
Oct. 8	@CHI	5	3	2	0	0.0	0.0	0	0	0	0	0	0	0	0	0	0	0	0	
Oct. 18	GB	8	6	2	2	1.5	15.0	2	0	0	0	0	0	0	0	0	0	0	0	
Oct. 25	@LV	8	7	1	0	0.0	0.0	0	0	0	0	0	0	0	0	0	0	0	0	
Nov. 2	@NYG	5	3	2	0	0.0	0.0	0	0	0	0	0	1	0	0	0	0	0	0	
Nov. 8	NO	7	4	3	1	0.0	0.0	0	0	0	0	0	0	0	1	0	0	0	0	
Nov. 15	@CAR	6	5	1	1	0.0	0.0	0	0	0	0	0	0	0	0	0	0	0	0	
Nov. 23	LAR	9	8	1	3	0.0	0.0	0	0	0	0	0	1	0	0	0	0	0	0	
Nov. 29	KC	8	6	2	0	0.0	0.0	0	0	0	0	0	0	0	0	0	0	0	0	
Dec. 13	MIN	9	5	4	0	0.0	0.0	0	0	0	0	0	1	0	0	0	0	0	0	
Dec. 20	@ATL	5	3	2	1	0.0	0.0	0	0	0	0	0	0	0	0	0	0	0	0	
Dec. 27	@DET	5	2	3	0	0.0	0.0	0	0	0	0	0	0	1	0	0	0	0	0	
Jan. 3	ATL	8	5	3	1	0.0	0.0	0	0	0	0	0	0	1	0	0	0	0	0	
TOTALS		117	82	35	12	1.5	15.0	1	1	-5	-5	0	6	3	2	0	0	0	0	
PLAYOFFS																				
Jan. 9	@WAS	9	8	1	1	1.0	11.0	0	0	0	0	0	1	0	0	0	0	0	0	0
Jan. 17	@NO	7	6	1	0	0.0	0.0	0	0	0	0	0	0	0	0	0	0	0	0	0
Jan. 24	@GB	4	2	2	0	0.0	0.0	0	0	0	0	0	1	0	0	0	0	0	0	0
Feb. 7	KC	6	6	0	0	0.0	0.0	0	0	0	0	0	2	0	0	0	0	0	0	0
TOTALS		26	22	4	1	1.0	11.0	0	0	0	0	0	4	0	0	0	0	0	0	

2019

DATE	OPP	TACKLES							INTERCEPTIONS				FUMBLES			ST TACKLES				
		T	S	A	TFL	SK	YDS	QH	NO	YDS	LG	TD	PD	FF	FR	YDS	T	S	A	
Sept. 8	SF	7	6	1	1	0.0	0.0	0	0	0	0	0	0	0	0	0	0	0	0	0
Sept. 12	@CAR	7	2	5	0	0.0	0.0	0	0	0	0	0	0	0	0	0	0	0	0	0
Sept. 22	NYG	9	4	5	0	0.0	0.0	1	0	0	0	0	1	0	0	0	0	0	0	0
Sept. 29	@LAR	7	4	3	0	0.0	0.0	2	1	26	26	0	1	0	0	0	0	0	0	0
Oct. 6	@NO	5	5	0	0	0.0	0.0	1	0	0	0	0	1	0	0	0	0	0	0	0
Oct. 13	CAR	6	5	1	1	0.0	0.0	0	0	0	0	0	0	0	0	0	0	0	0	0
Oct. 27	@TEN	12	6	6	1	0.0	0.0	0	0	0	0	0	1	0	0	0	0	0	0	0
Nov. 3	@SEA	8	5	3	2	1.0	14.0	1	0	0	0	0	0	0	0	0	1	1	0	0
Nov. 10	ARI	8	6	2	1	0.0	0.0	0	0	0	0	0	0	1	1	0	0	0	0	0
Nov. 17	NO	6	5	1	0	0.0	0.0	0	0	0	0	0	0	0	0	0	0	0	0	0
Nov. 24	@ATL	8	6	2	1	0.0	0.0	0	0	0	0	0	1	0	0	0	0	0	0	0
Dec. 1	@JAC	7	4	3	1	0.0	0.0	0	0	0	0	0	1	0	0	0	0	0	0	0
Dec. 8	IND	6	3	3	0	0.0	0.0	1	0	0	0	0	1	0	0	0	0	0	0	0
Dec. 15	@DET	9	7	2	2	0.0	0.0	0	0	0	0	0	1	1	0	0	0	0	0	0
Dec. 21	HOU	10	8	2	0	0.0	0.0	1	0	0	0	0	1	1	0	0	0	0	0	0
Dec. 29	ATL	7	5	2	0	0.0	0.0	0	0	0	0	0	0	0	0	0	0	0	0	0
TOTALS		121	81	40	10	1.0	14.0	7	1	26	26	0	7	3	1	0	1	1	0	

2018

DATE	OPP	TACKLES							INTERCEPTIONS				FUMBLES			ST TACKLES				
		T	S	A	TFL	SK	YDS	QH	NO	YDS	LG	TD	PD	FF	FR	YDS	T	S	A	
Sept. 9	@NO	9	6	3	0	0.0	0.0	0	0	0	0	0	0	0	0	0	0	0	0	0
Sept. 16	PHI	9	6	3	0	0.0	0.0	0	0	0	0	0	1	0	1	0	0	0	0	0
Sept. 24	PIT	9	8	1	3	0.0	0.0	0	0	0	0	0	0	0	0	0	0	0	0	0
Sept. 30	@CHI	7	7	0	1	0.0	0.0	1	0	0	0	0	0	0	0	0	0	0	0	0
Oct. 14	@ATL	6	6	0	1	0.0	0.0	1	0	0	0	0	0	0	0	0	0	0	0	0
Oct. 21	CLE	8	7	1	2	0.0	0.0	0	0	0	0	0	0	1	0	0	0	0	0	0
Oct. 28	@CIN	8	3	5	2	0.0	0.0	0	0	0	0	0	0	0	0	0	0	0	0	0
Nov. 4	@CAR	8	6	2	0	0.5	4.5	1	0	0	0	0	0	0	0	0	0	0	0	0
Nov. 11	WAS	7	7	0	0	0.0	0.0	0	0	0	0	0	0	0	0	0	0	0	0	0
Nov. 18	@NYG								Inactive											
Nov. 25	SF								Inactive											
Dec. 2	CAR	12	9	3	1	1.0	7.0	1	0	0	0	0	1	0	0	0	0	0	0	0
Dec. 9	NO	10	9	1	0	0.0	0.0	0	0	0	0	0	0	0	0	0	0	0	0	0
Dec. 16	@BAL	12	10	2	1	2.0	3.0	3	0	0	0	0	0	0	1	0	0	0	0	0
Dec. 23	@DAL	5	3	2	0	0.0	0.0	0	0	0	0	0	0	0	0	0	0	0	0	0
Dec. 30	ATL	10	7	3	0	0.0	0.0	0	0	0	0	0	0	0	0	0	0	0	0	0
TOTALS		120	94	26	13	3.5	14.5	7	0	0	0	0	2	1	2	0	0	0	0	

2017

DATE	OPP	TACKLES							INTERCEPTIONS				FUMBLES			ST TACKLES			
		T	S	A	TFL	SK	YDS	QH	NO	YDS	LG	TD	PD	FF	FR	YDS	T	S	A
Sept. 17	CHI	9	8	1	1	0.0	0.0	0	0	0	0	0	0	0	1	0	0	0	0
Sept. 24	@MIN	7	4	3	1	0.0	0.0	1	0	0	0	0	0	0	0	0	0	0	
Oct. 1	NYG	Inactive																	
Oct. 5	NE	Inactive																	
Oct. 15	@ARI	3	3	0	1	0.0	0.0	0	0	0	0	0	0	2	1	21	0	0	0
Oct. 22	@BUF	14	12	2	0	0.0	0.0	0	0	0	0	0	0	1	1	0	0	0	0
Oct. 29	CAR	3	3	0	0	0.0	0.0	0	0	0	0	0	0	0	0	0	0	0	0
Nov. 5	@NO	7	6	1	1	0.0	0.0	0	0	0	0	0	1	1	0	0	0	0	0
Nov. 12	NYJ	8	7	1	2	0.0	0.0	0	0	0	0	0	0	1	0	0	0	0	0
Nov. 19	@MIA	7	4	3	0	0.0	0.0	1	0	0	0	0	0	0	0	0	0	0	0
Nov. 26	@ATL	6	4	2	1	0.0	0.0	1	0	0	0	0	0	0	0	0	0	0	0
Dec. 3	@GB	7	5	2	0	0.0	0.0	0	0	0	0	0	0	0	0	0	0	0	0
Dec. 10	DET	13	12	1	0	0.0	0.0	0	0	0	0	0	0	1	1	0	0	0	0
Dec. 18	ATL	Inactive																	
Dec. 24	@CAR	11	3	8	0	0.0	0.0	0	0	0	0	0	0	0	0	0	0	0	0
Dec. 31	NO	6	5	1	1	0.0	0.0	0	0	0	0	0	0	0	0	0	0	0	0
TOTALS		101	76	25	8	0.0	0.0	3	0	0	0	0	1	5	5	21	0	0	0

2016

DATE	OPP	TACKLES							INTERCEPTIONS				FUMBLES			ST TACKLES			
		T	S	A	TFL	SK	YDS	QH	NO	YDS	LG	TD	PD	FF	FR	YDS	T	S	A
Sept. 11	@ATL	8	6	2	3	0.0	0.0	0	0	0	0	0	0	0	0	0	0	0	0
Sept. 18	@ARI	0	0	0	0	0.0	0.0	2	0	0	0	0	0	0	0	0	0	0	0
Sept. 25	LA	8	7	1	2	1.0	7.0	1	0	0	0	0	1	1	0	0	0	0	0
Oct. 2	DEN	5	4	1	0	0.0	0.0	0	0	0	0	0	0	0	0	0	0	0	0
Oct. 10	@CAR	5	1	4	0	0.0	0.0	0	0	0	0	0	0	0	0	0	0	0	0
Oct. 23	@SF	8	7	1	1	0.0	0.0	0	0	0	0	0	1	1	0	0	0	0	0
Oct. 30	OAK	6	6	0	1	0.0	0.0	0	0	0	0	0	0	0	0	0	0	0	0
Nov. 3	ATL	4	4	0	3	0.0	0.0	0	0	0	0	0	0	0	0	0	0	0	0
Nov. 13	CHI	2	1	1	1	0.0	0.0	0	0	0	0	0	0	0	0	0	0	0	0
Nov. 20	@KC	4	3	1	0	0.0	0.0	0	0	0	0	0	0	1	0	0	0	0	0
Nov. 27	SEA	7	5	2	0	0.0	0.0	0	0	0	0	0	0	1	1	53	0	0	0
Dec. 4	@SD	3	2	1	0	0.0	0.0	0	1	15	15t	1	2	0	0	0	0	0	0
Dec. 11	NO	5	5	0	1	0.0	0.0	0	0	0	0	0	0	0	0	0	0	0	0
Dec. 18	@DAL	9	5	4	1	1.0	6.0	1	0	0	0	0	0	0	1	0	0	0	0
Dec. 24	@NO	7	6	1	1	1.0	4.0	1	0	0	0	0	0	0	0	0	0	0	0
Jan. 1	CAR	6	5	1	3	2.0	22.0	2	0	0	0	0	0	0	0	0	0	0	0
TOTALS		87	67	20	17	5.0	39.0	7	1	15	15t	1	4	4	2	53	0	0	0

2015

DATE	OPP	TACKLES							INTERCEPTIONS				FUMBLES			ST TACKLES			
		T	S	A	TFL	SK	YDS	QH	NO	YDS	LG	TD	PD	FF	FR	YDS	T	S	A
Sept. 13	TEN	5	3	2	0	0.0	0.0	0	0	0	0	0	0	1	0	0	0	0	0
Sept. 20	@NO	8	4	4	0	0.0	0.0	0	0	0	0	0	2	0	0	0	0	0	0
Sept. 27	@HOU	15	3	12	1	0.0	0.0	0	0	0	0	0	0	0	0	0	0	0	0
Oct. 4	CAR	6	3	3	0	0.0	0.0	0	0	0	0	0	1	0	0	0	0	0	0
Oct. 11	JAC	10	8	2	1	1.0	4.0	1	0	0	0	0	1	0	0	0	0	0	0
Oct. 25	@WAS	9	6	3	0	0.0	0.0	0	0	0	0	0	0	0	0	0	0	0	0
Nov. 1	@ATL	5	3	2	1	0.0	0.0	0	0	0	0	0	1	0	0	0	0	0	0
Nov. 8	NYG	11	6	5	0	0.0	0.0	0	0	0	0	0	0	0	0	0	0	0	0
Nov. 15	DAL	12	5	7	1	1.0	3.0	1	0	0	0	0	1	0	0	0	0	0	0
Nov. 22	@PHI	6	6	0	0	0.0	0.0	0	2	24	20	1	2	0	0	0	0	0	0
Nov. 29	@IND	7	4	3	0	0.0	0.0	1	0	0	0	0	1	0	0	0	0	0	0
Dec. 6	ATL	11	6	5	2	0.0	0.0	0	1	-5	-5	0	1	0	0	0	0	0	0
Dec. 13	NO	13	10	3	1	0.0	0.0	0	0	0	0	0	2	0	0	0	0	0	0
Dec. 17	@STL	8	6	2	1	0.0	0.0	1	0	0	0	0	0	0	0	0	0	0	0
Dec. 27	CHI	9	8	1	0	0.0	0.0	0	0	0	0	0	1	0	0	0	0	0	0
Jan. 3	@CAR	12	4	8	1	1.0	10.0	1	0	0	0	0	0	1	2	0	0	0	0
TOTALS		147	85	62	10	3.0	17.0	5	3	19	20	1	13	2	2	0	0	0	0

2014

DATE	OPP	TACKLES						INTERCEPTIONS				FUMBLES			ST TACKLES				
		T	S	A	TFL	SK	YDS	QH	NO	YDS	LG	TD	PD	FF	FR	YDS	T	S	A
Sept. 7	CAR	10	9	1	2	0.0	0.0	1	0	0	0	0	0	0	0	0	0	0	0
Sept. 14	STL	7	5	2	2	0.0	0.0	0	0	0	0	0	0	0	0	0	0	0	
Sept. 18	@ATL	9	7	2	1	0.0	0.0	0	0	0	0	0	1	1	1	0	0	0	
Sept. 28	@PIT	12	10	2	3	0.0	0.0	0	0	0	0	0	0	1	0	0	0	0	
Oct. 5	@NO	14	10	4	2	0.0	0.0	0	0	0	0	0	1	0	0	0	0	0	
Oct. 12	BAL	14	10	4	1	0.0	0.0	0	0	0	0	0	0	0	0	0	0	0	
Oct. 26	MIN	14	9	5	3	0.0	0.0	0	0	0	0	0	0	0	0	0	0	0	
Nov. 2	@CLE	9	3	6	0	0.0	0.0	0	0	0	0	0	0	0	0	0	0	0	
Nov. 9	ATL	14	10	4	0	0.0	0.0	0	0	0	0	0	0	0	0	0	0	0	
Nov. 16	@WAS	13	8	5	0	0.0	0.0	1	0	0	0	0	0	0	0	0	0	0	
Nov. 23	@CHI								Inactive										
Nov. 30	CIN								Inactive										
Dec. 7	@DET	5	4	1	0	0.0	0.0	0	0	0	0	0	1	0	0	0	0	0	
Dec. 14	@CAR	12	6	6	2	1.0	4.0	1	0	0	0	0	1	1	0	0	0	0	
Dec. 21	GB	8	7	1	1	0.0	0.0	0	0	0	0	0	0	0	0	0	0	0	
Dec. 28	NO	5	3	2	0	0.0	0.0	0	0	0	0	0	0	1	0	0	0	0	
TOTALS		146	101	45	17	1.0	4.0	3	0	0	0	0	4	4	1	0	0	0	

2013

DATE	OPP	TACKLES						INTERCEPTIONS				FUMBLES			ST TACKLES			
		T	S	A	TFL	SK	YDS	QH	NO	YDS	LG	TD	PD	FF	FR	YDS	T	S
Sept. 8	@NYJ	9	4	5	2	2.0	7.0	1	1	7	7	0	2	0	0	0	0	0
Sept. 15	NO	6	4	2	1	1.5	10.0	3	0	0	0	0	1	0	0	0	0	0
Sept. 22	@NE	9	8	1	2	0.5	4.5	1	0	0	0	0	0	0	0	0	0	0
Sept. 29	ARI	5	3	2	0	0.0	0.0	0	0	0	0	0	1	0	0	0	1	1
Oct. 13	PHI	9	9	0	1	1.0	9.0	2	0	0	0	0	0	0	0	0	0	0
Oct. 20	@ATL	10	10	0	3	0.0	0.0	0	0	0	0	0	1	0	0	0	0	0
Oct. 24	CAR	12	9	3	2	1.0	12.0	1	0	0	0	0	0	0	0	0	0	0
Nov. 3	@SEA	11	5	6	0	0.0	0.0	0	0	0	0	0	0	0	0	0	0	0
Nov. 11	MIA	7	4	3	2	0.0	0.0	1	0	0	0	0	0	0	0	0	0	0
Nov. 17	ATL	9	5	4	1	0.0	0.0	0	0	0	0	0	0	0	0	0	0	0
Nov. 24	@DET	12	9	3	0	0.0	0.0	0	1	7	7	0	1	1	0	0	0	0
Dec. 1	@CAR	8	4	4	1	0.0	0.0	0	1	16	16	0	1	0	0	0	0	0
Dec. 8	BUF	9	8	1	2	1.0	10.0	2	2	57	32	0	2	0	0	0	0	0
Dec. 15	SF	10	9	1	0	0.0	0.0	0	0	0	0	0	0	1	0	0	0	0
Dec. 22	@STL	11	10	1	2	0.0	0.0	1	0	0	0	0	0	0	1	0	0	0
Dec. 29	@NO	7	5	2	1	0.0	0.0	0	0	0	0	0	0	0	0	0	0	0
TOTALS		144	106	38	20	7.0	52.5	12	5	87	32	0	9	2	1	0	1	1

2012

DATE	OPP	TACKLES						INTERCEPTIONS				FUMBLES			ST TACKLES			
		T	S	A	TFL	SK	YDS	QH	NO	YDS	LG	TD	PD	FF	FR	YDS	T	S
Sept. 9	CAR	6	4	2	0	0.0	0.0	0	0	0	0	0	0	0	0	0	0	0
Sept. 16	@NYG	8	7	1	2	0.0	0.0	0	0	0	0	0	0	0	0	0	0	0
Sept. 23	@DAL	5	5	0	1	0.0	0.0	0	0	0	0	0	0	0	0	0	0	0
Sept. 30	WAS	14	12	2	3	0.0	0.0	0	0	0	0	0	0	0	0	0	0	0
Oct. 14	KC	8	5	3	1	0.0	0.0	0	0	0	0	0	0	0	0	0	0	0
Oct. 21	NO	8	6	1	2	0.0	0.0	0	0	0	0	0	1	0	0	0	0	0
Oct. 25	@MIN	2	1	1	0	0.0	0.0	0	0	0	0	0	0	0	0	0	0	0
Nov. 4	@OAK	16	14	2	2	0.0	0.0	0	0	0	0	0	0	0	0	0	0	0
Nov. 11	SD	14	13	1	1	0.0	0.0	0	0	0	0	0	0	0	0	0	0	0
Nov. 18	@CAR	9	6	3	1	0.0	0.0	0	0	0	0	0	0	0	0	0	0	0
Nov. 25	ATL	8	7	1	1	0.0	0.0	0	0	0	0	0	0	0	0	0	0	0
Dec. 2	@DEN	10	7	3	3	0.0	0.0	0	1	27	27	0	2	0	0	0	0	0
Dec. 9	PHI	9	7	2	0	1.0	0.0	2	0	0	0	0	0	0	0	0	0	0
Dec. 16	@NO	7	4	3	1	0.0	0.0	0	0	0	0	0	0	0	0	0	0	0
Dec. 23	STL	9	9	0	1	0.0	0.0	0	0	0	0	0	1	0	0	0	0	0
Dec. 30	@ATL	6	5	1	1	1.0	14.0	2	0	0	0	0	1	0	0	0	0	0
TOTALS		139	112	27	20	2.0	14.0	4	1	27	27	0	5	0	0	0	0	0

#35

JAMEL DEAN

CORNERBACK

HT: 6-1 **WT:** 206

DOB: 10/15/97

NFL: 3RD YEAR

ACQ: D3A, 2019

COLLEGE: AUBURN



ACQUIRED BY BUCS:

- X Selected in the third round (94th overall) of the 2019 NFL Draft by the Buccaneers.

AWARDS & ACCOLADES:

- X Super Bowl LV Champion.

CAREER HIGHLIGHTS:

- X Has played in 35 games with 19 starts, totaling 113 tackles (four for loss), 31 passes defended, five interceptions (returned 63 yards, one touchdown) and four special teams tackles.
- X Started four postseason games, recording 16 tackles and three passes defended.
- X Over the past three seasons, has recorded 31 passes defended, 14th-most in the NFL during that span. Has five games with at least four passes defended in that span, the most such games in the NFL.
- X In 2019, tied for fourth in the NFL in passes defended (17). Posted three separate games with at least four passes defended, the most such games in a single season since 2000.
- X Tampa Bay's 2020 defense led the league in rushing yards allowed per game (80.6) and yards allowed per rush (3.60), while ranking sixth in yards allowed per play (5.12), sixth in yards allowed per game (327.1), ranking tied for second in tackles for loss (91), tied for fourth in sacks (48.0) and tied for fifth in takeaways (25).
- X Made first career start at Atlanta (11/24/19), recording a career-high five passes defended, tied for the most in a single game in the NFL in 2019 and tied for the most by a Buccaneers player in a single game since 2007 (also Carlton Davis, 2019 at Atlanta).

- X Scored first career touchdown on a 32-yard interception return from Green Bay Packers QB Aaron Rodgers (10/18/18).
- X Recorded first career interception against Arizona (11/10/19).
- X Made NFL debut vs. San Francisco (9/8/19).

2021 HIGHLIGHTS:

- X Part of a Buccaneers defense that is allowing the eighth-fewest yards per game (334.0) and seventh-fewest yards per play (5.28) while ranking second in the NFL in rush defense (79.8 yards per game).
- X In the season opener at Dallas (9/9), recorded a career-high nine tackles and a pass defended.
- X Against Atlanta (9/19), registered three tackles and one special teams tackle.
- X Started at L.A. Rams (9/26), before leaving with injury.
- X Inactive at New England (10/3) with a knee injury.
- X Returned to action against Miami (10/10), recording five tackles and two passes defended, including an interception.
- X At Philadelphia (10/14), tallied four passes defended, including an interception. Part of a defense that limited the Eagles to 213 total yards, including just 113 passing yards.



- X Recorded seven tackles, including one for loss, in a 38-3 win against Chicago (10/24). Helped limit the Bears to 168 net passing yards.
- X In Weeks 6-7, Tampa Bay held opponents under 175 net passing yards, the first time doing so since 2018.
- X At New Orleans (10/31), tallied four tackles.
- X Registered five tackles at Washington (11/14).



- X Received a bachelor's degree from the College of Liberal Arts in May, 2018.

COLLEGE:

- X Played in 26 career games at Auburn (2015-18), totaling 73 tackles (4.5 for loss), 17 passes defended, two interceptions, and a sack.
- X Entering the 2018 season, Dean was a preseason All-SEC second-team selection. On the year, he tied for the team lead in interceptions, with two, while posting the second-most passes defended, with nine.
- X As a redshirt sophomore (2017), tallied 43 tackles (2.5 for loss) and eight passes defended, the second-most on the team, trailing only current Buccaneers teammate Carlton Davis.
- X Suffered an injury prior to the 2016 season, missing the year.
- X Redshirted as a true freshman (2015).

PERSONAL/COMMUNITY:

- X Attended Cocoa High School (Cocoa, Florida), where he was a two-time Florida first-team Class 4A all-state pick and was named the 2014 Brevard County player of the year and the Florida Athletic Coaches Association's District 12 MVP.
- X Son of Yolanda Kimbrough and James Dean.
- X Has four brothers: Derrick Jr., James Jr., Jamaïne and Jayden.
- X In 2020, supported RISE as part of the NFL's My Cause, My Cleats initiative.
- X In June 2019, Dean participated in Tampa's Police Department Citizen's Academy and visited MacDill's Air Force Base as part of the rookie's program.

DEAN'S CAREER STATISTICS

Year	Team	Tackles						INT				Fumbles			ST Tackles					
		GP	GS	T	S	A	Sk	Yds	No	Yds	Lg	TD	PD	FF	FR	Yds	T	S	A	
2019	Tampa Bay	13	5	21	16	5	0.0	0.0	2	31	31	0	17	0	0	0	0	0	0	0
2020	Tampa Bay	14	7	59	48	11	0.0	0.0	1	32	32t	1	7	0	0	0	3	3	0	
2021	Tampa Bay	8	7	33	25	8	0.0	0.0	2	6	6	0	7	0	0	0	1	1	0	
NFL Totals		35	19	113	89	24	0.0	0.0	5	69	32t	1	31	0	0	0	4	4	0	
Playoffs																				
Year	Team	Tackles						INT				Fumbles			ST Tackles					
		GP	GS	T	S	A	Sk	Yds	No	Yds	Lg	TD	PD	FF	FR	Yds	T	S	A	
2020	Tampa Bay	4	4	16	15	1	0.0	0.0	0	0	0	0	3	0	0	0	0	0	0	
Postseason		4	4	16	15	1	0.0	0.0	0	0	0	0	3	0	0	0	0	0	0	

SINGLE-GAME HIGHS

Tackles: 9, vs. Dallas, 9/9/21
Interceptions: 1, three times, last vs. Green Bay, 10/18/20
Interception TD: 1, vs. Green Bay, 10/18/20
Passes Defended: 5, at Atlanta, 11/24/19

DEAN'S GAME-BY-GAME STATISTICS

2021

DATE	OPP	TACKLES							INTERCEPTIONS					FUMBLES			ST TACKLES		
		T	S	A	TFL	SK	YDS	QH	NO	YDS	LG	TD	PD	FF	FR	YDS	T	S	A
Sept. 9	DAL	9	4	5	0	0.0	0.0	0	0	0	0	0	1	0	0	0	0	0	0
Sept. 19	ATL	3	2	1	0	0.0	0.0	0	0	0	0	0	0	0	0	0	1	1	0
Sept. 26	@LAR	0	0	0	0	0.0	0.0	0	0	0	0	0	0	0	0	0	0	0	0
Oct. 3	@NE	Inactive																	
Oct. 10	MIA	5	5	0	0	0.0	0.0	0	1	6	6	0	2	0	0	0	0	0	0
Oct. 14	@PHI	0	0	0	0	0.0	0.0	0	1	0	0	0	4	0	0	0	0	0	0
Oct. 24	CHI	7	7	0	1	0.0	0.0	0	0	0	0	0	0	0	0	0	0	0	0
Oct. 31	@NO	4	3	1	0	0.0	0.0	0	0	0	0	0	0	0	0	0	0	0	0
Nov. 14	@WAS	5	4	1	0	0.0	0.0	0	0	0	0	0	0	0	0	0	0	0	0
Nov. 22	NYG																		
Nov. 28	@IND																		
Dec. 5	@ATL																		
Dec.12	BUF																		
Dec. 19	NO																		
Dec. 26	@CAR																		
Jan. 2	@NYJ																		
Jan. 9	CAR																		
TOTALS		33	25	8	1	0.0	0.0	0	2	6	6	0	7	0	0	0	1	1	0

2020

DATE	OPP	TACKLES							INTERCEPTIONS					FUMBLES			ST TACKLES		
		T	S	A	TFL	SK	YDS	QH	NO	YDS	LG	TD	PD	FF	FR	YDS	T	S	A
Sept. 13	@NO	4	4	0	0	0.0	0.0	0	0	0	0	0	0	0	0	0	3	3	0
Sept. 20	CAR	6	5	1	0	0.0	0.0	0	0	0	0	0	1	0	0	0	0	0	0
Sept. 27	@DEN	8	6	2	0	0.0	0.0	0	0	0	0	0	0	0	0	0	0	0	0
Oct. 4	LAC	2	2	0	0	0.0	0.0	0	0	0	0	0	0	0	0	0	0	0	0
Oct. 8	@CHI	3	2	1	0	0.0	0.0	0	0	0	0	0	4	0	0	0	0	0	0
Oct. 18	GB	2	1	1	0	0.0	0.0	0	1	32	32t	1	1	0	0	0	0	0	0
Oct. 25	@LV	4	4	0	0	0.0	0.0	0	0	0	0	0	0	0	0	0	0	0	0
Nov. 2	@NYG	7	6	1	0	0.0	0.0	0	0	0	0	0	0	0	0	0	0	0	0
Nov. 8	NO	2	1	1	0	0.0	0.0	0	0	0	0	0	0	0	0	0	0	0	0
Nov. 15	@CAR	3	2	1	0	0.0	0.0	0	0	0	0	0	1	0	0	0	0	0	0
Nov. 23	LAR	4	3	1	0	0.0	0.0	0	0	0	0	0	0	0	0	0	0	0	0
Nov. 29	KC	Inactive																	
Dec. 13	MIN	Inactive																	
Dec. 20	@ATL	6	4	2	2	0.0	0.0	0	0	0	0	0	0	0	0	0	0	0	0
Dec. 27	@DET	2	2	0	0	0.0	0.0	0	0	0	0	0	0	0	0	0	0	0	0
Jan. 3	ATL	6	6	0	0	0.0	0.0	0	0	0	0	0	0	0	0	0	0	0	0
TOTALS		53	42	11	2	0.0	0.0	0	1	32	32t	1	7	0	0	0	3	3	0
PLAYOFFS																			
Jan. 9	@WAS	7	7	0	0	0.0	0.0	0	0	0	0	0	0	0	0	0	0	0	0
Jan. 17	@NO	3	2	1	0	0.0	0.0	0	0	0	0	0	1	0	0	0	0	0	0
Jan. 24	@GB	2	2	0	0	0.0	0.0	0	0	0	0	0	1	0	0	0	0	0	0
Feb. 7	KC	4	4	0	0	0.0	0.0	0	0	0	0	0	1	0	0	0	0	0	0
TOTALS		16	15	1	0	0.0	0.0	0	0	0	0	0	3	0	0	0	0	0	0

2019

DATE	OPP	TACKLES							INTERCEPTIONS					FUMBLES			ST TACKLES		
		T	S	A	TFL	SK	YDS	QH	NO	YDS	LG	TD	PD	FF	FR	YDS	T	S	A
Sept. 8	SF	0	0	0	0	0.0	0.0	0	0	0	0	0	0	0	0	0	0	0	0
Sept. 12	@CAR	0	0	0	0	0.0	0.0	0	0	0	0	0	0	0	0	0	0	0	0
Sept. 22	NYG	Inactive																	
Sept. 29	@LAR	Inactive																	
Oct. 6	@NO	Inactive																	
Oct. 13	CAR	0	0	0	0	0.0	0.0	0	0	0	0	0	0	0	0	0	0	0	0
Oct. 27	@TEN	0	0	0	0	0.0	0.0	0	0	0	0	0	0	0	0	0	0	0	0
Nov. 3	@SEA	6	5	1	0	0.0	0.0	0	0	0	0	0	4	0	0	0	0	0	0
Nov. 10	ARI	2	2	0	1	0.0	0.0	0	1	0	0	0	4	0	0	0	0	0	0
Nov. 17	NO	0	0	0	0	0.0	0.0	0	0	0	0	0	0	0	0	0	0	0	0
Nov. 24	@ATL	2	2	0	0	0.0	0.0	0	0	0	0	0	5	0	0	0	0	0	0
Dec. 1	@JAC	2	0	2	0	0.0	0.0	0	0	0	0	0	0	0	0	0	0	0	0
Dec. 8	IND	1	1	0	0	0.0	0.0	0	0	0	0	0	1	0	0	0	0	0	0
Dec. 15	@DET	3	3	0	0	0.0	0.0	0	0	0	0	0	2	0	0	0	0	0	0
Dec. 21	HOU	1	1	0	0	0.0	0.0	0	1	31	31	0	1	0	0	0	0	0	0
Dec. 29	ATL	4	2	2	0	0.0	0.0	0	0	0	0	0	0	0	0	0	0	0	0
TOTALS		21	16	5	1	0.0	0.0	0	2	31	31	0	17	0	0	0	0	0	0

#30 DEE DELANEY

CORNERBACK
HT: 5-11 WT: 200
DOB: 2/20/95
NFL: 1ST YEAR
ACQ: FA, 2021
COLLEGE: MIAMI



TRANSACTIONS:

- X Originally entered the NFL as a college free agent and signed by the Jacksonville Jaguars on April 30, 2018. Added to practice squad on Sept. 2, 2018. Activated to the team's roster on Oct. 25, 2018.
- X Moved to team's practice squad on Nov. 15, 2018. Released by Jacksonville on Dec. 3, 2018.
- X Claimed by Miami Dolphins on Dec. 4, 2019. Added to practice squad on Dec. 11, 2019.
- X Signed by Miami on Feb. 1, 2019. Waived by Miami on May 1, 2019.
- X Signed by the New York Jets on July 30, 2019. Waived on Aug. 27, 2019.
- X Signed by Washington on Dec. 24, 2019. Waived on March 23, 2020.
- X Signed by Tampa Bay on May 25, 2021.

CAREER HIGHLIGHTS:

- X Played in 11 career games, recording 12 tackles, one interception and two special teams tackles.
- X Made first career start against Chicago (10/24/21), recording his first career interception.
- X Made NFL debut against Philadelphia (10/28/18).



2021 HIGHLIGHTS:

- X Made Buccaneers debut vs. Dallas (9/9), tying for the team lead with 28 special teams snaps.
- X Tallied two special teams tackles against Atlanta (9/19), one on punt coverage, one on kickoff coverage. Also added a tackle on defense.
- X Notched four tackles at L.A. Rams (9/26).
- X Saw time on special teams at New England (10/3) and vs. Miami (10/10).
- X Played 46 snaps on defense in relief of injured CB Richard Sherman at Philadelphia (10/14), recording two tackles. Contributed to a defense that limited the Eagles to 213 yards, including just 113 passing yards.
- X Against Chicago (10/24), made first career start, recording five tackles and his first career interception. Helped limit the Bears to 168 net passing yards.
- X In Weeks 6-7, Tampa Bay held opponents under 175 net passing yards, the first time doing so since 2018.
- X Inactive at New Orleans (10/31).
- X Started at Washington (11/14).

COLLEGE/PERSONAL:

- X As a redshirt senior at Miami (2017), he recorded 39 tackles (1.5 tackles for loss) and started six games.
- X Transferred from Miami to The Citadel after his junior year (2016).
- X First Citadel player to earn the Walter Camp FCS All-American honors twice.
- X Started in 36-of-37 games with Citadel (2013-16) and recorded 35 tackles, six interceptions and eight pass breakups.
- X Redshirted as a freshman while working with the Bulldogs' scout team (2013).
- X Attended Whale Branch Early College High School (Beaufort, South Carolina).

- X Lettered four times each in football, basketball and baseball.
- X Lettered twice in track and field.

- X Named Region 5A Wide Receiver and Offensive Player of the Year (2013).
- X Invited to play in the North/South All-Star game.

DELANEY'S CAREER STATISTICS

Year	Team	GP	GS	Tackles				Sk	Yds	INT				Fumbles			ST Tackles				
				T	S	A	Sk			No	Yds	Lg	TD	PD	FF	FR	Yds	T	S	A	
2018	Jacksonville	2	0	0	0	0	0.0	0.0	0	0	0	0	0	0	0	0	0	0	0	0	0
2019	Washington	1	0	0	0	0	0.0	0.0	0	0	0	0	0	0	0	0	0	0	0	0	0
2021	Tampa Bay	8	2	12	10	2	0.0	0.0	1	26	26	0	1	0	0	0	0	2	1	1	
NFL Totals		11	2	12	10	2	0.0	0.0	1	26	26	0	1	0	0	0	0	2	1	1	

DELANEY'S GAME-BY-GAME STATISTICS

2021

DATE	OPP	TACKLES								INTERCEPTIONS					FUMBLES			ST TACKLES		
		T	S	A	TFL	SK	YDS	QH	NO	YDS	LG	TD	PD	FF	FR	YDS	T	S	A	
Sept. 9	DAL	0	0	0	0	0.0	0.0	0	0	0	0	0	0	0	0	0	0	0	0	0
Sept. 19	ATL	1	0	1	0	0.0	0.0	0	0	0	0	0	0	0	0	0	2	1	1	
Sept. 26	@LAR	4	4	0	0	0.0	0.0	0	0	0	0	0	0	0	0	0	0	0	0	
Oct. 3	@NE	0	0	0	0	0.0	0.0	0	0	0	0	0	0	0	0	0	0	0	0	
Oct. 10	MIA	0	0	0	0	0.0	0.0	0	0	0	0	0	0	0	0	0	0	0	0	
Oct. 14	@PHI	2	2	0	0	0.0	0.0	0	0	0	0	0	0	0	0	0	0	0	0	
Oct. 24	CHI	5	4	1	0	0.0	0.0	0	1	26	26	0	1	0	0	0	0	0	0	
Oct. 31	@NO	Inactive																		
Nov. 14	@WAS	0	0	0	0	0.0	0.0	0	0	0	0	0	0	0	0	0	0	0	0	
Nov. 22	NYG																			
Nov. 28	@IND																			
Dec. 5	@ATL																			
Dec. 12	BUF																			
Dec. 19	NO																			
Dec. 26	@CAR																			
Jan. 2	@NYJ																			
Jan. 9	CAR																			
TOTALS		12	10	2	0	0.0	0.0	0	1	26	26	0	1	0	0	0	2	1	1	

#29

PIERRE DESIR

CORNERBACK

HT: 6-1 **WT:** 192

DOB: 9/8/90

NFL: 8TH YEAR

ACQ: FA, 2021

COLLEGE: LINDENWOOD

BUCS

ACQUIRED BY BUCS:

- X Signed to Tampa Bay's practice squad on September 13, 2021. Promoted to the active roster on October 2, 2021.

ORIGINALLY ENTERED NFL:

- X Originally entered the NFL as a fourth-round pick (127th overall) of the Cleveland Browns in the 2014 NFL Draft.

CAREER HIGHLIGHTS:

- X Played games with the Cleveland Browns (2014-15), San Diego Chargers (2016), Indianapolis Colts (2017-19), New York Jets (2020) and Baltimore Ravens (2020) before joining the Buccaneers. Also spent time with the Seattle Seahawks in the 2021 offseason.
- X Has played in 79 regular season games, with 45 starts, totaling 267 tackles (five for loss), 44 passes defended, nine interceptions (returned 59 yards, one touchdown) and one fumble recovery.
- X Has started both postseason contests he has played in, registering 11 tackles and one pass defended.
- X Has posted a single-game career high of 12 tackles twice, most recently against Arizona (10/11/20). Also has one postseason game with eight tackles (at Atlanta, 1/14/16).
- X Has two career games with multiple interceptions: vs. Carolina (12/22/19) and vs. Denver (10/1/20).
- X Notched a career-best five passes defended against Carolina (12/22/19).

- X Scored only career touchdown on a 35-yard interception return against Denver (10/1/20).
- X Tallied first career interception against Pittsburgh (11/12/17).
- X Posted first career forced fumble at N.Y. Jets (10/14/18).
- X Registered only career fumble recovery at Washington (9/16/18).
- X Made first career start against Cincinnati (10/30/11), recording five tackles and three passes defended, including his first career interception.
- X Made first career start at Carolina (12/21/14).
- X Made NFL debut at Buffalo (11/30/14).

2021 HIGHLIGHTS:

- X Made Buccaneers debut at New England (10/3), notching two tackles.
- X Saw time on special teams against Miami (10/10) and at Philadelphia (10/14).
- X Registered two tackles and an interception against Chicago (10/24). Helped limit the Bears to 168 net passing yards.
- X In Weeks 6-7, Tampa Bay held opponents under 175 net passing yards, the first time doing so since 2018.
- X Recorded seven tackles and a pass defended at New Orleans (10/31).
- X At Washington (11/14), registered one tackle.

DESIR'S CAREER STATISTICS

Year	Team	GP	GS	Tackles				Sk	Yds	INT				Fumbles			ST Tackles		
				T	S	A				No	Yds	Lg	TD	PD	FF	FR	Yds	T	S
2014	Cleveland	5	1	9	9	0	0.0	0.0	0	0	0	0	2	0	0	0	0	0	0
2015	Cleveland	14	6	36	29	7	0.0	0.0	0	0	0	0	5	0	0	0	1	1	0
2016	San Diego	5	0	3	3	0	0.0	0.0	0	0	0	0	1	0	0	0	0	0	0
2017	Indianapolis	9	6	32	21	11	0.0	0.0	1	0	0	0	7	0	0	0	0	0	0
2018	Indianapolis	16	12	79	60	19	0.0	0.0	1	1	1	0	8	2	1	0	0	0	0
2019	Indianapolis	12	11	50	38	12	0.0	0.0	3	0	0	0	11	0	0	0	0	0	0
2020	BAL/NYJ	12	8	46	37	9	0.0	0.0	3	58	35t	1	8	1	0	0	3	2	1
2021	Tampa Bay	6	1	12	12	0	0.0	0.0	1	0	0	0	2	0	0	0	0	0	0
NFL Totals		79	45	267	209	58	0.0	0.0	9	59	35t	1	44	3	1	0	4	3	1

PLAYOFFS

Year	Team	GP	GS	Tackles				Sk	Yds	INT				Fumbles			ST Tackles		
				T	S	A				No	Yds	Lg	TD	PD	FF	FR	Yds	T	S
2018	Indianapolis	2	2	11	8	3	0.0	0.0	0	0	0	0	1	0	0	0	0	0	0
Postseason		2	2	11	8	3	0.0	0.0	0	0	0	0	1	0	0	0	0	0	0

SINGLE-GAME HIGHS

Tackles: 12, twice, last vs. Arizona, 10/11/20 (w/N.Y. Jets)
Interceptions: 2, twice, last vs. Denver, 10/1/20 (w/N.Y. Jets)
INT-TD: 1, vs. Denver, 10/1/20 (w/N.Y. Jets)
Passes Defensed: 5, vs. Carolina 12/22/19 (w/Indianapolis)
Forced Fumbles: 1, three times, last at Kansas City, 11/1/20 (w/N.Y. Jets)
Fumble Recoveries: 1, at Washington, 9/16/18 (w/Indianapolis)

DESIR'S GAME-BY-GAME STATISTICS

2021

DATE	OPP	TACKLES								INTERCEPTIONS				FUMBLES			ST TACKLES		
		T	S	A	TFL	SK	YDS	QH	NO	YDS	LG	TD	PD	FF	FR	YDS	T	S	A
Sept. 9	DAL																		
Sept. 19	ATL																		
Sept. 26	@LAR																		
Oct. 3	@NE	2	2	0	0	0.0	0.0	0	0	0	0	0	0	0	0	0	0	0	0
Oct. 10	MIA	0	0	0	0	0.0	0.0	0	0	0	0	0	0	0	0	0	0	0	0
Oct. 14	@PHI	0	0	0	0	0.0	0.0	0	0	0	0	0	0	0	0	0	0	0	0
Oct. 24	CHI	2	2	0	0	0.0	0.0	0	1	0	0	0	1	0	0	0	0	0	0
Oct. 31	@NO	7	7	0	0	0.0	0.0	0	0	0	0	0	1	0	0	0	0	0	0
Nov. 14	@WAS	1	1	0	0	0.0	0.0	0	0	0	0	0	0	0	0	0	0	0	0
Nov. 22	NYG																		
Nov. 28	@IND																		
Dec. 5	@ATL																		
Dec.12	BUF																		
Dec. 19	NO																		
Dec. 26	@CAR																		
Jan. 2	@NYJ																		
Jan. 9	CAR																		
TOTALS		12	12	0	0	0.0	0.0	0	1	0	0	0	2	0	0	0	0	0	0

#34 MIKE EDWARDS

SAFETY

HT: 5-10 WT: 205

DOB: 5/18/96

NFL: 3RD YEAR

ACQ: D3B., 2019

COLLEGE: KENTUCKY



ACQUIRED BY BUCS:

- X Selected in the third round (99th overall) of the 2019 NFL Draft by the Buccaneers.

AWARDS & ACCOLADES:

- X NFC Defensive Player of the Week (Week 2, 2021).
- X Super Bowl LV Champion.

CAREER HIGHLIGHTS:

- X Has played in 40 games, with 10 starts, totaling 84 tackles (three for loss), 15 passes defended, four interceptions (returned 113 yards, two touchdowns), two fumble recoveries (returned 31 yards) and one sack. Also has two special teams tackles.
- X Played in four postseason games, with one start, recording 12 tackles, three passes defended and one interception.
- X Against Atlanta (9/19/21), recorded two interceptions returned for touchdowns, becoming just the third player in team history to return multiple interceptions for a touchdown in a single game, joining Rondé Barber (10/22/06 vs. Philadelphia) and Dwight Smith (Super Bowl XXXVII vs. Oakland).
- X Tampa Bay's 2020 defense led the league in rushing yards allowed per game (80.6) and yards allowed per rush (3.60), while ranking sixth in yards allowed per play (5.12), sixth in yards allowed per game

(327.1), ranking tied for second in tackles for loss (91), tied for fourth in sacks (48.0) and tied for fifth in takeaways (25).

- X Recorded first career interception at Denver (9/27/20).
- X Recovered first career fumble vs. Indianapolis (12/8/19).
- X Notched first career sack vs. New Orleans (11/17/91).
- X Registered first career start at Carolina (9/12/19).
- X Made NFL debut vs. San Francisco (9/8/19), recording a pass defended.

2021 HIGHLIGHTS:

- X His two interceptions returned for touchdowns are tied for the league lead (also Trevon Diggs).
- X Part of a Buccaneers defense that is allowing the eighth-fewest yards per game (334.0) and seventh-fewest yards per play (5.28) while ranking second in the NFL in rush defense (79.8 yards per game).
- X Recorded four tackles in season opener against Dallas (9/9).
- X Against Atlanta (9/19/21), recorded two interceptions returned for touchdowns, becoming just the third player in team history to return multiple interceptions for a touchdown in a single game, joining Rondé Barber (10/22/06 vs. Philadelphia) and Dwight Smith (Super Bowl XXXVII vs. Oakland).
- X Both of Edwards' interceptions returned for touchdowns came in the fourth quarter, marking only the 10th time in NFL history that a player has registered multiple interceptions returned for a touchdown in a single quarter.
- X Edwards is the first player since 1992 with two interceptions returned for touchdowns in the fourth quarter of a



single game (Robert Massey, 10/4/92 vs. Washington).

- X Edwards is the first player in the NFL to record multiple interceptions returned for a touchdown in the same game since 2012 (Tennessee LB Zach Brown vs. Jacksonville, 12/30/12). There are only 31 instances in NFL history of a player recording multiple pick-sixes in the same game, including postseason.
- X Notched three tackles at L.A. Rams (9/26).
- X At New England (10/3), registered two tackles.
- X Started against Miami, registering six tackles.
- X Started at Philadelphia (10/14), notching four tackles. Part of a defense that limited the Eagles to 213 total yards, including just 113 passing yards.
- X Against Chicago (10/24), helped limit the Bears to 168 net passing yards.
- X In Weeks 6-7, Tampa Bay held opponents under 175 net passing yards, the first time doing so since 2018.
- X Notched two tackles at New Orleans (10/31).
- X At Washington (11/14), registered five tackles and a pass defended.

COLLEGE:

- X Did not miss a game in his collegiate career, playing in 51 career games at Kentucky (2014-18), starting the final 44. He totaled 318 tackles (20.5 for loss), 23 passes defended, 10 interceptions, four forced fumbles and one fumble recovery.
- X Finished his career ranked second in school history in tackles by a defensive back, while his 10 career interceptions ranked fourth in school history.
- X Named second-team All-SEC by the Associated Press as a senior (2018),



while recording 82 tackles (nine for loss), six passes defended and two interceptions. Was a member of the Thorpe Award Watch List and the Bronko Nagurski Trophy Watch List.

- X As a junior (2017), recorded 97 tackles (four for loss), seven passes defended and one sack, earning All-SEC distinction from Phil Steele.
- X In 2016, as a sophomore, Edwards registered 100 tackles (5.5 for loss), eight passes defended, three interceptions and a half sack, garnering second-team All-SEC honors from AP and third-team honors from both Athlon and Phil Steele.
- X Notched 29 tackles (two for loss), two passes defended, one forced fumble and one interception as a redshirt freshman (2015).
- X Redshirted in 2014.

PERSONAL/COMMUNITY:

- X Attended Winton Woods High School (Cincinnati), where he was named first-team Division II All-Ohio.
- X Son of Terri and Mike Edwards Jr.
- X In 2020, supported the American Cancer Society and RISE as part of the NFL's My Cause, My Cleats initiative.
- X In June 2019, rookies participated in Tampa's Police Department Citizen's Academy and visited MacDill's Air Force Base.

MULTIPLE INTERCEPTIONS RETURNED FOR TOUCHDOWN (SINGLE GAME - TEAM HISTORY)

Name	Date-Opponent	INT-TD
S Mike Edwards	9/19/21 vs. Atlanta	2
CB Ronde Barber	10/22/06 vs. Philadelphia	2
CB Dwight Smith	Super Bowl XXXVII vs. Oakland	2

EDWARDS' CAREER STATISTICS

Year	Team	GP	GS	Tackles				Sk	Yds	INT				Fumbles			ST Tackles		
				T	S	A				No	Yds	Lg	TD	PD	FF	FR	Yds	T	S
2019	Tampa Bay	15	7	45	33	12	1.0	9.0	0	0	0	0	6	0	2	-1	0	0	0
2020	Tampa Bay	16	0	9	5	4	0.0	0.0	2	67	37	0	5	0	1	31	2	1	1
2021	Tampa Bay	9	3	30	23	7	0.0	0.0	2	46	31t	2	4	0	0	0	0	0	0
NFL Totals		40	10	84	61	23	1.0	9.0	4	67	37	0	12	0	3	30	2	1	1

Year	Team	GP	GS	Tackles				Sk	Yds	INT				Fumbles			ST Tackles		
				T	S	A				No	Yds	Lg	TD	PD	FF	FR	Yds	T	S
2020	Tampa Bay	4	1	12	8	4	0.0	0.0	1	1	1	0	3	0	0	0	0	0	0
Postseason		4	1	12	8	4	0.0	0.0	1	1	1	0	3	0	0	0	0	0	0

SINGLE-GAME HIGHS

Tackles: 6, four times, last vs. Miami, 10/10/21

Interceptions: 2, vs. Atlanta, 9/19/21

Interception TD: 2, vs. Atlanta, 9/19/21

Passes Defensed: 3, vs. Atlanta, 9/19/21

Fumble Recovery: 1, three times, last vs. New Orleans, 11/8/20

ADDITIONAL STATS

ST Fumbles-Lost: 1-1 - 1-1 in 2020

EDWARDS' GAME-BY-GAME STATISTICS

2021

DATE	OPP	TACKLES								INTERCEPTIONS					FUMBLES			ST TACKLES		
		T	S	A	TFL	SK	YDS	QH		NO	YDS	LG	TD	PD	FF	FR	YDS	T	S	A
Sept. 9	DAL	4	2	2	0	0.0	0.0	0	0	0	0	0	0	0	0	0	0	0	0	0
Sept. 19	ATL	4	4	0	0	0.0	0.0	0	2	46	31t	2	3	0	0	0	0	0	0	0
Sept. 26	@LAR	3	3	0	0	0.0	0.0	0	0	0	0	0	0	0	0	0	0	0	0	0
Oct. 3	@NE	2	1	1	0	0.0	0.0	0	0	0	0	0	0	0	0	0	0	0	0	0
Oct. 10	MIA	6	5	1	0	0.0	0.0	0	0	0	0	0	0	0	0	0	0	0	0	0
Oct. 14	@PHI	4	1	3	0	0.0	0.0	0	0	0	0	0	0	0	0	0	0	0	0	0
Oct. 24	CHI	0	0	0	0	0.0	0.0	0	0	0	0	0	0	0	0	0	0	0	0	0
Oct. 31	@NO	2	2	0	0	0.0	0.0	0	0	0	0	0	0	0	0	0	0	0	0	0
Nov. 14	@WAS	5	5	0	0	0.0	0.0	0	0	0	0	0	1	0	0	0	0	0	0	0
Nov. 22	NYG																			
Nov. 28	@IND																			
Dec. 5	@ATL																			
Dec.12	BUF																			
Dec. 19	NO																			
Dec. 26	@CAR																			
Jan. 2	@NYJ																			
Jan. 9	CAR																			
TOTALS		30	23	7	0	0.0	0.0	0	2	46	31t	2	4	0	0	0	0	0	0	0

2020

DATE	OPP	TACKLES							INTERCEPTIONS				FUMBLES			ST TACKLES			
		T	S	A	TFL	SK	YDS	QH	NO	YDS	LG	TD	PD	FF	FR	YDS	T	S	A
Sept. 13	@NO	0	0	0	0	0.0	0.0	0	0	0	0	0	0	0	0	0	0	0	0
Sept. 20	CAR	0	0	0	0	0.0	0.0	0	0	0	0	0	0	0	0	0	0	0	0
Sept. 27	@DEN	4	3	1	0	0.0	0.0	0	1	30	30	0	1	0	0	0	0	0	0
Oct. 4	LAC	0	0	0	0	0.0	0.0	0	0	0	0	0	0	0	0	0	0	0	0
Oct. 8	@CHI	0	0	0	0	0.0	0.0	0	0	0	0	0	0	0	0	0	0	0	0
Oct. 18	GB	0	0	0	0	0.0	0.0	0	1	37	37	0	1	0	0	0	0	0	0
Oct. 25	@LV	1	1	0	0	0.0	0.0	0	0	0	0	0	1	0	0	0	1	1	0
Nov. 2	@NYG	1	1	0	0	0.0	0.0	0	0	0	0	0	0	0	0	0	1	0	1
Nov. 8	NO	0	0	0	0	0.0	0.0	0	0	0	0	0	1	0	1	31	0	0	0
Nov. 15	@CAR	0	0	0	0	0.0	0.0	0	0	0	0	0	1	0	0	0	0	0	0
Nov. 23	LAR	1	0	1	0	0.0	0.0	0	0	0	0	0	0	0	0	0	0	0	0
Nov. 29	KC	0	0	0	0	0.0	0.0	0	0	0	0	0	0	0	0	0	0	0	0
Dec. 13	MIN	2	0	2	0	0.0	0.0	0	0	0	0	0	0	0	0	0	0	0	0
Dec. 20	@ATL	0	0	0	0	0.0	0.0	0	0	0	0	0	0	0	0	0	0	0	0
Dec. 27	@DET	0	0	0	0	0.0	0.0	0	0	0	0	0	0	0	0	0	0	0	0
Jan. 3	ATL	0	0	0	0	0.0	0.0	0	0	0	0	0	0	0	0	0	0	0	0
TOTALS		9	5	4	0	0.0	0.0	0	2	67	37	0	5	0	1	31	2	1	1
PLAYOFFS																			
Jan. 9	@WAS	4	3	1	0	0.0	0.0	0	0	0	0	0	1	0	0	0	0	0	0
Jan. 17	@NO	1	1	0	0	0.0	0.0	0	1	1	1	0	1	0	0	0	0	0	0
Jan. 24	@GB	3	2	1	0	0.0	0.0	0	0	0	0	0	0	0	0	0	0	0	0
Feb. 7	KC	4	2	2	0	0.0	0.0	0	0	0	0	0	1	0	0	0	0	0	0
TOTALS		12	8	4	0	0.0	0.0	0	1	1	1	0	3	0	0	0	0	0	0

2019

DATE	OPP	TACKLES							INTERCEPTIONS				FUMBLES			ST TACKLES			
		T	S	A	TFL	SK	YDS	QH	NO	YDS	LG	TD	PD	FF	FR	YDS	T	S	A
Sept. 8	SF	0	0	0	0	0.0	0.0	0	0	0	0	0	1	0	0	0	0	0	0
Sept. 12	@CAR	3	2	1	0	0.0	0.0	0	0	0	0	0	0	0	0	0	0	0	0
Sept. 22	NYG	6	4	2	1	0.0	0.0	0	0	0	0	0	1	0	0	0	0	0	0
Sept. 29	@LAR	6	5	1	0	0.0	0.0	0	0	0	0	0	0	0	0	0	0	0	0
Oct. 6	@NO	5	5	0	0	0.0	0.0	0	0	0	0	0	0	0	0	0	0	0	0
Oct. 13	CAR	Did Not Play																	
Oct. 27	@TEN	0	0	0	0	0.0	0.0	0	0	0	0	0	0	0	0	0	0	0	0
Nov. 3	@SEA	1	1	0	0	0.0	0.0	0	0	0	0	0	0	0	0	0	0	0	0
Nov. 10	ARI	0	0	0	0	0.0	0.0	0	0	0	0	0	0	0	0	0	0	0	0
Nov. 17	NO	6	5	1	1	1.0	9.0	1	0	0	0	0	0	0	0	0	0	0	0
Nov. 24	@ATL	3	2	1	0	0.0	0.0	0	0	0	0	0	2	0	0	0	0	0	0
Dec. 1	@JAC	3	2	1	1	0.0	0.0	0	0	0	0	0	0	0	0	0	0	0	0
Dec. 8	IND	3	1	2	0	0.0	0.0	0	0	0	0	0	0	0	1	-1	0	0	0
Dec. 15	@DET	1	0	1	0	0.0	0.0	0	0	0	0	0	1	0	0	0	0	0	0
Dec. 21	HOU	4	3	1	0	0.0	0.0	0	0	0	0	0	1	0	0	0	0	0	0
Dec. 29	ATL	4	3	1	0	0.0	0.0	0	0	0	0	0	0	0	1	0	0	0	0
TOTALS		45	33	12	3	1.0	9.0	1	0	0	0	0	6	0	2	-1	0	0	0

#13

MIKE EVANS

WIDE RECEIVER

HT: 6-5 WT: 231

DOB: 8/21/92

NFL: 8TH YEAR

ACQ: D1, 2014

COLLEGE: TEXAS A&M



ACQUIRED BY BUCS:

- X Selected in the first round (seventh overall) of the 2014 NFL Draft by the Buccaneers.

AWARDS & ACCOLADES:

- X Super Bowl LV Champion.
- X 3x Pro Bowl Selection (2016, 2018 & 2019).
- X 2016 AP All-Pro Second-Team Selection
- X NFC Offensive Player of the Week (Week 11, 2014).
- X 2014 PFWA All-Rookie Team Selection.

CAREER HIGHLIGHTS:

- X Has started 114-of-115 career games, catching 573 passes for 8,872 yards (15.5 avg.) and 70 touchdowns.
- X Has started four postseason games, recording 11 catches for 204 yards and two touchdowns.
- X Evans' two postseason touchdown receptions are tied for the most in team history, while his 204 postseason receiving yards are the third-most in franchise history.
- X Since entering the NFL in 2014, leads the league in receiving touchdowns, ranks third in receiving yards and ninth in receptions, while his 15.5 yards per reception are the second-most among receivers with at least 300 catches.
- X Has the most touchdown receptions (70), receiving yards (8,872) and receptions (573) in franchise history, while tying for the most total scrimmage touchdowns (71).

- X Evans owns six of the top 10 Buccaneers single-game receiving marks.
- X Evans is tied for 46th in NFL history with 70 receiving touchdowns.
- X Has recorded 30 regular season 100-yard receiving games in his career, the most in franchise history. His 30 100-yard receiving games since entering the league in 2014 are the fourth-most in the NFL. Evans also has one career 100-yard postseason contest.
- X Evans has six career games with at least 175 receiving yards, the second-most in the NFL since 2014.
- X Has 15 games with multiple touchdown receptions, the most such games in team history. His 15 games with multiple touchdown catches are the second-most in the NFL since 2014.
- X Evans has ranked in the top five in the NFL in receiving yards twice (2016, 2018) and the top five in receiving touchdowns three times (2014, 2016, 2020), while finishing in the top 10 in receiving touchdowns in 2019.
- X Topped 1,000 receiving yards in each of his first seven seasons, becoming the first player in NFL history to post 1,000 or more receiving yards in each



their first seven seasons surpassing the previous record, held by Randy Moss (six seasons).

- X Evans' streak of seven consecutive 1,000 yard seasons is tied for the sixth-longest in NFL history.
- X Through his first seven seasons, totaled 8,266 receiving yards, the 10th-most in any players' first seven seasons in NFL history.
- X Evans topped 8,000 receiving yards and 60 touchdowns in his first seven seasons, joining Larry Fitzgerald, Marvin Harrison, Calvin Johnson, Randy Moss, Jerry Rice and Sterling Sharpe as the only players in NFL history to reach those marks in their first seven seasons.
- X Had a career-best three touchdown receptions against N.Y. Giants (9/22), joining Jimmie Giles (four vs. Miami, 10/20/85) and Morris Owens (three vs. Miami, 10/24/76) as the only players in franchise history with at least three touchdown receptions in a game to that point. All three of Evans' touchdown receptions came in the first half, joining Giles as the only players in franchise history with at least three touchdown catches in a half. Evans repeated the feat against Chicago (10/24/21), catching three touchdowns passes in the first half. Since entering the league in 2014, he is the only player with multiple games of at least three touchdown catches in a half.
- X In 2019, Evans and teammate Chris Godwin became the first receivers in NFL history to each have three games with 150-plus receiving yards in a single season. He and Godwin were also only the second-ever pair of Buccaneers receivers to top 1,000 receiving yards in the same season, joining Evans and Vincent Jackson in 2014. They are the



first pair of Buccaneers receivers to eclipse 1,100 receiving yards in the same season.

- X Evans has two career games with at least 10 catches, 175 receiving yards and two touchdowns, tied for the second-most such games in NFL history.
- X Caught a touchdown in six consecutive games played (2019-20), establishing a new franchise record.
- X In 2017, Evans became the first player in team history to have four total 1,000-yard receiving seasons. All four of his came in his first four seasons, establishing a new franchise record for consecutive 1,000-yard seasons as well. He extended his records from 2018-2020.
- X Owns three of the top 10 receiving seasons in franchise history, establishing a franchise record in 2018 (1,524), while ranking fifth in 2016 (1,256) and 10th in 2015 (1,206).
- X Owns each of the top three receiving touchdown seasons in team history, establishing a new record in 2014 (12), which he matched in 2016 and surpassed in 2020 (13).
- X Reached 7,000 receiving yards at 26 years, 81 days old and 6,000 receiving yards at 25 years, 131 days old, becoming the youngest player to reach each mark in NFL history. Reached 8,000 receiving yards at 27 years, 121 days old, the third-youngest mark in league history.
- X Caught at least three passes in 37 consecutive games (9/27/15-10/29/17), the longest streak in team history.
- X Has four career two point conversions, the most in franchise history.
- X Evans ranked 16th in NFL history in receiving touchdown and 13th in



receiving yards for any player through their first 100 games.

- X Finished his rookie season ranking second amongst rookies and 19th in the NFL with 1,051 receiving yards, which then also marked the ninth-most receiving yards by a rookie since the 1970 NFL/AFL merger.
- X With 12 touchdown receptions as a rookie, tied for first among rookies and tied for fourth in the NFL in receiving touchdowns, while setting a new franchise rookie record.
- X Had a record-setting day at Washington (11/16/2014), finishing with seven receptions for 209 yards and two touchdowns, posting the third-best yardage total in franchise history and joining Antonio Bryant as the only other player in team history with at least 200 yards and two touchdowns in a single game, while becoming the first rookie in the NFL with at least 200 yards and two touchdowns since Anquan Boldin (217 yards in 2003).
- X Made NFL debut in start vs. Carolina on 9/7/14.



- X Caught three passes for 24 yards in season opener against Dallas (9/9).
- X Against Atlanta (9/19), caught five passes for 75 yards and two touchdowns.
- X Posted his first 100-yard game of the 2021 season at L.A. Rams (9/26), catching eight passes for 106 yards.
- X At New England (10/3), caught seven passes for a game-high 75 receiving yards.
- X In the first quarter against the Patriots, caught a 28-yard pass from Buccaneers QB Tom Brady, marking the play that Brady surpassed Drew Brees for the most regular season passing yards in NFL history.
- X Caught six passes for 113 yards and two touchdowns against Miami (10/10).
- X Since entering the league in 2014, Evans has nine games with at least 100 yards and multiple touchdown receptions, the second-most such games in the NFL during that span.

2021 HIGHLIGHTS:

- X Evans' nine touchdown catches are the second-most in the NFL this season. His nine touchdown catches are tied for the sixth-most in a single season in Buccaneers history.

2014-21 NFL RECEIVING TD LEADERS

Name (Current Team)	TD
1. Mike Evans (TB)	70
2. Antonio Brown (TB)	68
3. Davante Adams (GB)	65
3. DeAndre Hopkins (ARI)	65
5. Tyreek Hill (KC)	55

2014-21 NFL RECEIVING YARD LEADERS

Name (Current Team)	Yards
1. Julio Jones (TEN)	10,495
2. DeAndre Hopkins (ARI)	9,693
3. Mike Evans (TB)	8,872
4. Travis Kelce (KC)	8,628
5. Antonio Brown (TB)	8,603

MOST RECEIVING TD (TEAM HISTORY)

Name (Years)	Rec. TD
1. WR Mike Evans (2014-Pres.)	70
2. TE Jimmie Giles (1978-86)	34
3. WR Kevin House (1980-86)	31
4. TE Cameron Brate (2014-Pres.)	30
5. WR Joey Galloway (2004-08)	28
5. WR Chris Godwin (2017-Pres.)	28

MOST RECEIVING YARDS (TEAM HISTORY)

Name (Years)	Rec. Yards
1. WR Mike Evans (2014-Pres.)	8,872
2. WR Mark Carrier (1987-92)	5,018
3. WR Kevin House (1980-86)	4,928
4. WR Vincent Jackson (2012-16)	4,326
5. TE Jimmie Giles (1978-86)	4,300

X At Philadelphia (10/14), caught two passes for 27 yards.

X Caught six passes for 76 yards and three touchdowns against Chicago (10/24). Evans' three receiving touchdowns matched a career high (also 9/22/19 vs. N.Y. Giants) and marked only the fifth time in team history that a player has registered at least three receiving touchdowns in a single game.

X In both of Evans' three-touchdown games, all three receiving touchdowns have come in the first half. He is the only player in team history to have at least three receiving touchdowns in a single half.

X Since entering the NFL in 2014, Evans is the only player in the league to have multiple games with at least three touchdown catches in a single half.

X Had two catches for 48 yards and a touchdown at New Orleans (10/31).

X Caught two passes for 62 yards and one touchdown at Washington (11/14).

X Evans now has 71 career touchdowns (70 receiving, one fumble recovery), tying Mike Alstott for the most touchdowns in Buccaneers history.

X Evans' nine receiving touchdowns are tied for the sixth-most in a single season in team history.

X Evans played in his 115th career game on Sunday. He joined Pro Football Hall of Famers Marvin Harrison, Calvin Johnson, Randy Moss and Jerry Rice as the only players in NFL history with 70-or-more touchdowns and 8,500+ receiving yards through 115 career games.

COLLEGE:

X Started all 26 games in his collegiate career, finishing with 151 receptions for 2,499 yards and 17 touchdowns.



X Registered eight career 100-yard receiving games.

X Owns the two highest single-game receiving marks in school history 287 yards vs. Auburn (10/19/13) and 279 yards vs. Alabama (9/14/13).

X One of only three players in SEC history to average at least 90 receiving yards per game for their career (Jabar Gaffney, Florida; Josh Reed, LSU).

X Ranks fourth in receiving yards (2,499), fifth in receptions (151) and fifth in touchdown receptions (17) in Texas A&M history, despite playing only two seasons.

X As a redshirt sophomore (2013), played in all 13 games, setting a school record with 1,394 receiving yards on 69 catches. Also tied a school-record with 12 receiving touchdowns, which led the SEC and were the 10th-most in the nation.

X Earned first-team All-American honors from The NFL Draft Report and the Associated Press.

X A unanimous first-team All-SEC selection

X A finalist for the Biletnikoff Award (nation's top receiver), and a semifinalist for the Maxwell Award and the Walter Camp Player of the Year Award.

X Had an average of 20.2 yards per catch, the highest in that nation for any college player with at least 45 receptions.

X Grabbed 17 receptions of at least 30 yards, the most in the country.

X Notched five 100-yard performances on the year.

X Caught seven passes for a then-career-high 279 yards against Alabama, including a career-long 95-yard touchdown. His 279 receiving yards



were the most ever allowed against the Crimson Tide.

- X Had a career day against Auburn, catching 11 passes for 287 yards and four touchdowns. His four receiving touchdowns are tied for the second-most in a single game in school history.
- X As a redshirt freshman (2012), started all 13 games, catching 82 passes, the second-most in school history and the most ever by a freshman. Gained 1,105 yards, then the third-highest mark in school history, adding five receiving touchdowns.
- X Posted three 100-yard receiving games on the season.
- X Redshirted in 2011.
- X Majored in sports management.

PERSONAL:

- X Attended Ball High School (Galveston, Texas).
- X Lettered in football as a senior, his lone season.
- X Earned second-team District 24-4A honors after catching 25 passes for 648 yards and seven touchdowns.
- X Added two interceptions on defense.
- X Prep Star All-Region grid choice.
- X A standout basketball player, averaging 18.3 points, 8.4 rebounds and 5.2 assists as a senior.
- X An avid Harry Potter fan.
- X Married to the former Ashli Dotson,
- X Has two daughters, Mackenzie and Aria.



- X Born Michael Lynn Evans on August 21, 1993 in Galveston, Texas.

COMMUNITY:

- X In 2020, supported his M1K3 Evans Family Foundation as part of the NFL's My Cause, My Cleats initiative.
- X In 2020, surprised the winners of the inaugural Buccaneers Girls in Football Scholarship.
- X As a result of all his efforts in the community, Evans has been nominated as the Buccaneers Man of Year candidate in both 2019 and 2020.
- X In 2019, Evans donated two \$40,000 scholarships to Texas A&M used to establish scholarships for 10 students. He also donated \$25,000 to USF for local students in need of financial assistance. Many of Evans' contributions are not publicized, such as hosting a free camp at his high school, donating new uniforms, and participating in social justice.
- X Every year his foundation hosts 'Catch for Christmas' where Mike hosts 13 kids at the practice facility and presents them with gifts from their wish list.
- X The Mike Evans Family Foundation donated a total of \$100,000 to help support local families during the COVID-19 pandemic, donating \$50,000

MOST RECEIVING YARDS (SINGLE SEASON, TEAM HISTORY)

Name (Year)	Yards
1. Mike Evans (2018)	1,524
2. Mark Carrier (1989)	1,422
3. Vincent Jackson (2012)	1,384
4. Chris Godwin (2019)	1,333
5. Mike Evans (2016)	1,321
6. Joey Galloway (2005)	1,287
7. Keyshawn Johnson (2001)	1,266
8. Antonio Bryant (2008)	1,248
9. Vincent Jackson (2013)	1,224
10. Mike Evans (2015)	1,206

to his hometown of Galveston, Texas, and another \$50,000 to United Way Suncoast.

- X Sponsors "Evans' End Zone Club" Front Row Fans section to provide a special gameday experience to local charities who would otherwise not have a chance to attend Buccaneers home games.
- X In December 2015, provided holiday gifts to children of a local family whose parents were tragically killed in a car accident.
- X In December 2014, visited patients battling illness during the holidays at All Children's Hospital in St. Petersburg.
- X In November 2014, congratulated students at Pinellas Park Middle School for winning the Fuel Up to PLAY 60 "Defend Your Turf Challenge" and led students in fitness drills.
- X In September 2014, participated in a Buccaneers Academy ribbon-cutting ceremony and helped build an outdoor class at Sheehy Elementary in Tampa.

MOST RECEIVING TOUCHDOWNS (SINGLE SEASON, TEAM HISTORY)

Name (Year)	TD
1. Mike Evans (2020)	13
2. Mike Evans (2014)	12
2. Mike Evans (2016)	12
4. Mike Williams (2010)	11
5. Joey Galloway (2005)	10
6. Mark Carrier (1989)	9
6. Mike Evans (2021)	9
6. Chris Godwin (2019)	9
6. Bruce Hill (1988)	9
6. Kevin House (1981)	9
6. Mike Williams (2012)	9

- X In September 2014, along with UnitedHealthcare employees and teammates, helped construct 35 Learning Garden boxes/kits to be delivered to schools around Tampa Bay.
- X In June 2014, visited MacDill Air Force Base to greet service members and learn about U.S. military operations headquartered in Tampa.

EVANS' CAREER STATISTICS

Year	Team	Receiving							Rushing				
		GP	GS	No	Yds	Avg	Lg	TD	Att	Yds	Avg	Lg	TD
2014	Tampa Bay	15	15	68	1,051	15.5	56t	12	0	0	-	-	0
2015	Tampa Bay	15	14	74	1,206	16.3	68	3	0	0	-	-	0
2016	Tampa Bay	16	16	96	1,321	13.8	45t	12	0	0	-	-	0
2017	Tampa Bay	15	15	71	1,001	14.1	42t	5	0	0	-	-	0
2018	Tampa Bay	16	16	86	1,524	17.7	72t	8	0	0	-	-	0
2019	Tampa Bay	13	13	67	1,157	17.3	67t	8	0	0	-	-	0
2020	Tampa Bay	16	16	70	1,006	14.4	50	13	0	0	-	-	0
2021	Tampa Bay	9	9	41	606	14.8	46	9	0	0	-	-	0
NFL Totals		115	114	573	8,872	15.5	72t	70	0	0	-	-	0
YEAR	TEAM	Receiving							Rushing				
		GP	GS	NO	YDS	AVG	LG	TD	ATT	YDS	AVG	LG	TD
2020	Tampa Bay	4	4	11	204	18.5	35	2	0	0	-	-	0
NFL Totals		4	4	11	204	18.5	35	2	0	0	-	-	0

SINGLE-GAME HIGHS

Receptions: 12, at Seattle, 11/3/19
Receiving Yards: 209, at Washington, 11/16/14
Receiving TDs: 3, twice, last vs. Chicago, 10/24/21
Long Reception: 72t, at Cincinnati, 10/28/18
 31 100-Yard Receiving Games (one postseason)
 15 games with multiple receiving touchdowns

ADDITIONAL STATS

Misc. Tackles: 21 - 1 in 2021; 4 in 2019; 3 in 2018; 3 in 2017; 1 in 2016; 5 in 2015; 4 in 2014
Fumbles-Lost: 4-2 - 2-1 in 2018; 1-0 in 2017; 1-1 in 2015
Fumble Recoveries: 3 - 2 in 2018 (1 for TD); 1 in 2017

EVANS' GAME-BY-GAME STATISTICS

2021

DATE	OPP	NO	RECEIVING					RUSHING				
			YDS	AVG	LG	TD	ATT	YDS	AVG	LG	TD	
Sept. 9	DAL	3	24	8.0	10	0	0	0	-	-	0	
Sept. 19	ATL	5	75	15.0	26	2	0	0	-	-	0	
Sept. 26	@LAR	8	106	13.3	20	0	0	0	-	-	0	
Oct. 3	@NE	7	75	10.7	28	0	0	0	-	-	0	
Oct. 10	MIA	6	113	18.8	34t	2	0	0	-	-	0	
Oct. 14	@PHI	2	27	13.5	22	0	0	0	-	-	0	
Oct. 24	CHI	6	76	12.7	46	3	0	0	-	-	0	
Oct. 31	@NO	2	48	24.0	41t	1	0	0	-	-	0	
Nov. 14	@WAS	2	62	31.0	40t	1	0	0	-	-	0	
Nov. 22	NYG											
Nov. 28	@IND											
Dec. 5	@ATL											
Dec.12	BUF											
Dec. 19	NO											
Dec. 26	@CAR											
Jan. 2	@NYJ											
Jan. 9	CAR											
TOTALS		41	606	14.8	46	9	0	0	-	-	0	

2020

DATE	OPP	NO	RECEIVING					RUSHING				
			YDS	AVG	LG	TD	ATT	YDS	AVG	LG	TD	
Sept. 13	@NO	1	2	2.0	2t	1	0	0	-	-	0	
Sept. 20	CAR	7	104	14.9	50	1	0	0	-	-	0	
Sept. 27	@DEN	2	2	1.0	1t	2	0	0	-	-	0	
Oct. 4	LAC	7	122	17.4	48	1	0	0	-	-	0	
Oct. 8	@CHI	5	41	8.2	14	1	0	0	-	-	0	
Oct. 18	GB	1	10	10.0	10	0	0	0	-	-	0	
Oct. 25	@LV	2	37	18.5	22	0	0	0	-	-	0	
Nov. 2	@NYG	5	55	11.0	20	1	0	0	-	-	0	
Nov. 8	NO	4	64	16.0	22	0	0	0	-	-	0	
Nov. 15	@CAR	6	77	12.8	22	1	0	0	-	-	0	
Nov. 23	LAR	5	49	9.8	18	1	0	0	-	-	0	
Nov. 29	KC	3	50	16.7	31t	2	0	0	-	-	0	
Dec. 13	MIN	3	56	18.7	29	0	0	0	-	-	0	
Dec. 20	@ATL	6	110	18.3	32	0	0	0	-	-	0	
Dec. 27	@DET	10	181	18.1	33	2	0	0	-	-	0	
Jan. 3	ATL	3	46	15.3	20	0	0	0	-	-	0	
TOTALS		70	1,006	14.4	50	13	0	0	-	-	0	
PLAYOFFS												
DATE	OPP	NO	YDS	AVG	LG	TD	ATT	YDS	AVG	LG	TD	
Jan. 9	@WAS	6	119	19.8	35	0	0	0	-	-	0	
Jan. 17	@NO	1	3	3.0	3t	1	0	0	-	-	0	
Jan. 24	@GB	3	51	17.0	27	1	0	0	-	-	0	
Feb. 7	KC	1	31	31.0	31	0	0	0	-	-	0	
TOTALS		11	204	18.5	35	2	0	0	-	-	0	

2019

DATE	OPP	NO	RECEIVING					RUSHING				
			YDS	AVG	LG	TD	ATT	YDS	AVG	LG	TD	
Sept. 8	SF	2	28	14.0	16	0	0	0	-	-	0	
Sept. 12	@CAR	4	61	15.3	41	0	0	0	-	-	0	
Sept. 22	NYG	8	190	23.8	55	3	0	0	-	-	0	
Sept. 29	@LAR	4	89	22.3	67t	1	0	0	-	-	0	
Oct. 6	@NO	0	0	-	-	0	0	0	-	-	0	
Oct. 13	CAR	9	97	10.7	17	0	0	0	-	-	0	
Oct. 27	@TEN	11	198	18.0	46	2	0	0	-	-	0	
Nov. 3	@SEA	12	180	15.0	25	1	0	0	-	-	0	
Nov. 10	ARI	4	82	20.5	27	0	0	0	-	-	0	
Nov. 17	NO	4	69	17.3	27	0	0	0	-	-	0	
Nov. 24	@ATL	4	50	12.5	17	0	0	0	-	-	0	
Dec. 1	@JAC	4	53	13.3	25	0	0	0	-	-	0	
Dec. 8	IND	1	61	61.0	61t	1	0	0	-	-	0	
Dec. 15	@DET											
Dec. 21	HOU											
Dec. 29	ATL											
TOTALS		67	1,157	17.3	67t	8	0	0	-	-	0	

2018

DATE	OPP	NO	RECEIVING					RUSHING				
			YDS	AVG	LG	TD	ATT	YDS	AVG	LG	TD	
Sept. 9	@NO	7	147	21.0	50t	1	0	0	-	-	0	
Sept. 16	PHI	10	83	8.3	16	1	0	0	-	-	0	
Sept. 24	PIT	6	137	22.8	51	1	0	0	-	-	0	
Sept. 30	@CHI	6	59	9.8	17	0	0	0	-	-	0	
Oct. 14	@ATL	4	58	14.5	19	0	0	0	-	-	0	
Oct. 21	CLE	7	107	15.3	29	0	0	0	-	-	0	
Oct. 28	@CIN	6	179	29.8	72t	1	0	0	-	-	0	
Nov. 4	@CAR	1	16	16.0	16	0	0	0	-	-	0	
Nov. 11	WAS	3	51	17.0	23	0	0	0	-	-	0	
Nov. 18	@NYG	6	120	20.0	41t	1	0	0	-	-	0	
Nov. 25	SF	6	116	19.3	42	0	0	0	-	-	0	
Dec. 2	CAR	4	48	12.0	20	0	0	0	-	-	0	
Dec. 9	NO	4	86	21.5	36	0	0	0	-	-	0	
Dec. 16	@BAL	4	121	30.3	64	0	0	0	-	-	0	
Dec. 23	@DAL	6	90	15.0	38	1	0	0	-	-	0	
Dec. 30	ATL	6	106	17.7	33	2	0	0	-	-	0	
TOTALS		86	1,524	17.7	72t	8	0	0	-	-	0	

2017

DATE	OPP	NO	RECEIVING					RUSHING				
			YDS	AVG	LG	TD	ATT	YDS	AVG	LG	TD	
Sept. 17	CHI	7	93	13.3	18	1	0	0	-	-	0	
Sept. 24	@MIN	7	67	9.6	17	0	0	0	-	-	0	
Oct. 1	NYG	5	67	13.4	31	1	0	0	-	-	0	
Oct. 5	NE	5	49	9.8	15	0	0	0	-	-	0	
Oct. 15	@ARI	3	95	31.7	41	1	0	0	-	-	0	
Oct. 22	@BUF	7	88	12.6	23	1	0	0	-	-	0	
Oct. 29	CAR	5	60	12.0	18	0	0	0	-	-	0	
Nov. 5	@NO	1	13	13.0	13	0	0	0	-	-	0	
Nov. 12	NYJ											
Nov. 19	@MIA	5	92	18.4	29	0	0	0	-	-	0	
Nov. 26	@ATL	6	78	13.0	20	0	0	0	-	-	0	
Dec. 3	@GB	2	33	16.5	17	0	0	0	-	-	0	
Dec. 10	DET	2	25	12.5	13	0	0	0	-	-	0	
Dec. 18	ATL	5	79	15.8	42t	1	0	0	-	-	0	
Dec. 24	@CAR	6	107	17.8	30	0	0	0	-	-	0	
Dec. 31	NO	5	55	11.0	16	0	0	0	-	-	0	
TOTALS		71	1,001	14.1	42t	5	0	0	-	-	0	

2016

DATE	OPP	NO	RECEIVING					RUSHING				
			YDS	AVG	LG	TD	ATT	YDS	AVG	LG	TD	
Sept. 11	@ATL	5	99	19.8	45t	1	0	0	-	-	0	
Sept. 18	@ARI	6	70	11.7	19t	1	0	0	-	-	0	
Sept. 25	LA	10	132	13.2	19	1	0	0	-	-	0	
Oct. 2	DEN	5	59	11.8	25	0	0	0	-	-	0	
Oct. 10	@CAR	6	89	14.8	26t	1	0	0	-	-	0	
Oct. 23	@SF	8	96	12.0	31	2	0	0	-	-	0	
Oct. 30	OAK	4	50	12.5	18	0	0	0	-	-	0	
Nov. 3	ATL	11	150	13.6	28	2	0	0	-	-	0	
Nov. 13	CHI	4	66	16.5	39	0	0	0	-	-	0	
Nov. 20	@KC	6	105	17.5	31	0	0	0	-	-	0	
Nov. 27	SEA	8	104	13.0	26	2	0	0	-	-	0	
Dec. 4	@SD	3	38	12.7	22	0	0	0	-	-	0	
Dec. 11	NO	4	42	10.5	13	0	0	0	-	-	0	
Dec. 18	@DAL	4	59	14.8	18	0	0	0	-	-	0	
Dec. 24	@NO	7	97	13.9	34t	1	0	0	-	-	0	
Jan. 1	CAR	5	65	13.0	22	1	0	0	-	-	0	
TOTALS		96	1,321	13.8	45t	12	0	0	-	-	0	

2015

DATE	OPP	NO	RECEIVING				RUSHING					
			YDS	AVG	LG	TD	ATT	YDS	AVG	LG	TD	
Sept. 13	TEN					Inactive						
Sept. 20	@NO	0	0	-	-	0	0	0	-	-	0	
Sept. 27	@HOU	7	101	14.4	20	0	0	0	-	-	0	
Oct. 4	CAR	3	32	10.7	21	0	0	0	-	-	0	
Oct. 11	JAC	3	41	13.7	17	0	0	0	-	-	0	
Oct. 25	@WAS	8	164	20.5	40t	1	0	0	-	-	0	
Nov. 1	@ATL	3	48	16.0	21	0	0	0	-	-	0	
Nov. 8	NYG	8	150	18.8	68	0	0	0	-	-	0	
Nov. 15	DAL	8	126	15.8	26	0	0	0	-	-	0	
Nov. 22	@PHI	4	63	15.8	25	1	0	0	-	-	0	
Nov. 29	@IND	5	64	12.8	17	0	0	0	-	-	0	
Dec. 6	ATL	5	61	12.2	16	1	0	0	-	-	0	
Dec. 13	NO	3	39	13.0	14	0	0	0	-	-	0	
Dec. 17	@STL	9	157	17.4	30	0	0	0	-	-	0	
Dec. 27	CHI	4	61	15.3	16	0	0	0	-	-	0	
Jan. 3	@CAR	4	99	24.8	30	0	0	0	-	-	0	
TOTALS		74	1,206	16.3	68	3	0	0	-	-	0	

2014

DATE	OPP	NO	RECEIVING				RUSHING				
			YDS	AVG	LG	TD	ATT	YDS	AVG	LG	TD
Sept. 7	CAR	5	37	7.4	11	0	0	0	-	-	0
Sept. 14	STL	4	49	12.3	29	0	0	0	-	-	0
Sept. 21	@ATL	4	52	13.0	36	0	0	0	-	-	0
Sept. 28	@PIT	4	65	16.3	40	1	0	0	-	-	0
Oct. 5	@NO					Inactive					
Oct. 19	BAL	4	55	13.8	25	1	0	0	-	-	0
Oct. 27	MIN	4	78	19.5	40	0	0	0	-	-	0
Nov. 2	@CLE	7	124	17.7	31	2	0	0	-	-	0
Nov. 9	ATL	7	125	17.9	34	1	0	0	-	-	0
Nov. 16	@WAS	7	209	29.9	56t	2	0	0	-	-	0
Nov. 23	@CHI	3	47	15.7	19	1	0	0	-	-	0
Nov. 27	CIN	4	49	12.3	23	0	0	0	-	-	0
Dec. 7	@DET	4	45	11.3	26	2	0	0	-	-	0
Dec. 14	@CAR	2	13	6.5	8	1	0	0	-	-	0
Dec. 21	GB	4	49	12.3	22	0	0	0	-	-	0
Dec. 28	NO	5	54	10.8	18	1	0	0	-	-	0
TOTALS		68	1,051	15.5	56t	12	0	0	-	-	0

#7

LEONARD FOURNETTE

RUNNING BACK
HT: 6-0 **WT:** 228
DOB: 1/18/95
NFL: 5TH YEAR
ACQ: FA, 2020
COLLEGE: LSU



ACQUIRED BY BUCS:

- X Signed by Tampa Bay as a free agent on September 6, 2020.

ORIGINALLY ENTERED NFL:

- X Originally entered the NFL as a first-round pick (fourth overall) in the 2017 NFL Draft by the Jacksonville Jaguars.

AWARDS & ACCOLADES:

- X Super Bowl LV Champion.

CAREER HIGHLIGHTS:

- X Played with the Jacksonville Jaguars (2017-19) before joining Tampa Bay.
- X Has played in 58 games, with 47 starts, rushing 875 times for 3,484 yards (4.0 avg.) and 27 touchdowns, while tallying 208 receptions for 1,526 yards and two touchdowns.
- X Has started all seven postseason contests he has played, rushing 134 times for 542 yards and seven touchdowns, while catching 25 passes for 192 yards and one touchdown.
- X Has nine career regular season games with at least 100 rushing yards and 21 career regular season games with at least 100 scrimmage yards. Has four career postseason contests with at least 100 scrimmage yards and one 100-yard rushing game.
- X Fournette has averaged 104.9 scrimmage yards per game in the postseason - the 12th-best mark in NFL history and the third-best among active players (min. five games played).
- X Fournette's 448 yards from scrimmage in the 2020 postseason are the ninth-most in a single postseason in NFL history.
- X Set Buccaneers records for rushing yards (300) and scrimmage yards (448) in a single postseason, while also tying

the team record for most touchdowns in a single postseason (four - also Mike Alstott, 2002).

- X Totaled 135 scrimmage yards in Super Bowl LV, the second-most in a postseason contest in franchise history.
- X Fournette has seven career postseason rushing touchdowns - tied for the most among active players, alongside Tom Brady (seven).
- X Fournette has 542 career postseason rushing yards, the fourth-most among active players.
- X Fournette has eight career postseason touchdowns - tied for the sixth-most among active players.
- X Fournette's 8.58 yards per attempt against Carolina (9/20/20) are the ninth-highest single-game mark in Buccaneers history of any player with at least 10 carries.
- X Has posted two career 1,000-yard rushing seasons (2017 & 2019), ranking in the top 10 in the NFL in both seasons.
- X In 2017, Fournette's nine rushing touchdowns were tied for third-most in the NFL.
- X Posted a career-high three rushing touchdowns in AFC Divisional Round playoff contest at Pittsburgh (1/14). His regular season high is two rushing touchdowns, recorded six times (10/8/17 at Pittsburgh; 11/25/18 at Buffalo;



11/24/19 at Tennessee; 9/20/20 vs. Carolina; 12/20/20 at Atlanta; 10/14/21 at Philadelphia).

- X Registered a career-high 225 rushing yards against Denver (9/29/19).
- X Recorded a career-best 67 receiving yards at Tennessee (12/31/17).
- X Caught a career-high nine passes twice (11/24/19 at Tennessee; 12/1/19 vs. Tampa Bay).
- X Caught first career touchdown pass at N.Y. Jets (10/1/17).
- X Started in NFL debut, rushing 26 times for 100 yards and one touchdown, while catching three passes for 24 yards at Houston (9/10/17).

2021 HIGHLIGHTS:

- X Totaled 59 scrimmage yards (32 rushing, 27 receiving) in season opener against Dallas (9/9)
- X Recorded a team-high 76 yards from scrimmage against Atlanta (9/19), with 52 rushing yards on 11 carries (4.7 avg.) and 24 rushing yards.
- X At L.A. Rams (9/26), had three catches for 26 yards and four rushes for eight yards.
- X Totaled 139 yards from scrimmage against New England (10/3), with 92 rushing yards and 47 receiving yards. His 139 yards from scrimmage are his most in a regular season game since joining Tampa Bay.
- X Against Miami (10/10), posted second consecutive game with 100 yards from scrimmage, registering 67 rushing yards and 43 receiving yards.
- X Totaled 127 yards from scrimmage (81 rushing, 46 receiving) at Philadelphia, his third consecutive game with at least 100 yards from scrimmage. Also had two rushing touchdowns.
- X Fournette's three consecutive games with at least 100 yards from scrimmage tied for the seventh-longest streak in franchise history and the longest since 2012 (Doug Martin, six games).
- X Over the past two seasons, Fournette has three games with at least two rushing touchdowns, tied for the seventh-most such games in the league during that time.



- X Totaled 90 yards from scrimmage (81 rushing, 9 receiving) against Chicago. Also had a rushing touchdown.
- X Fournette's rushed for a touchdown in Weeks 5-7, the longest streak by a Buccaneers player since 2018 (Peyton Barber, 11/18/18 at N.Y. Giants-12/2/18 vs. Carolina).
- X Totaled 43 yards of offense at New Orleans (10/31).
- X At Washington (11/14), caught a team-leading eight passes for 45 yards and rushed 11 times for 47 yards, finishing the day with 92 yards from scrimmage.

COLLEGE:

- X Played in 32 games at LSU (2014-16), rushing for 3,830 yards and 40 touchdowns, while recording 4,981 all-purpose yards and 42 total touchdowns.
- X Set or tied 23 school records during his career (eight single-season, five single-game, seven bowl and three career).
- X Finished his career ranked second in school history in all-purpose yards per game (155.7), third in total touchdowns (42), fourth in rushing touchdowns (40) and all-purpose yards (4,981).
- X Holds LSU career records for yards per play (6.2), rushing yards per game (119.7), 200-yard rushing games (five)

and consecutive 100-yard rushing games (nine)

- X Fastest player in LSU history to reach 2,000 and 3,000 yards.

PERSONAL:

- X Attended St. Augustine (La.) High School.
- X Has a daughter, Lyric, and one son, Leonard IV.
- X His brother, Lanard, also played running back while at LSU.
- X Listed as the No. 1 overall prospect by ESPN.com and Scout.com.
- X Selected to the Parade All-America first team.
- X Awarded the 2013 and 2014 Louisiana Gatorade Player of the Year awards, the first player in the state to win the award twice.
- X In 2021, donated \$100,000 to Hurricane Ida relief.
- X In 2020, supported Boys & Girls Clubs of Tampa Bay as part of the NFL's My Cause, My Cleats initiative.
- X Contributed funds to ensure that more than 7,000 meals were distributed

**NFL SCRIMMAGE YARDS LEADERS
(SINGLE POSTSEASON)**

Name (Team, Year)	Yds
1. John Riggins (WAS, 1982)	625
2. Terrell Davis (DEN, 1997)	619
3. Marcus Allen (LAR, 1983)	584
4. Larry Fitzgerald (ARI, 2008)	546
5. Thurman Thomas (BUF, 1990)	544
6. Terrell Davis (DEN, 1998)	537
7. Eddie George (TEN, 1999)	521
8. Derrick Henry (TEN, 2019)	467
9. Leonard Fournette (TB, 2020)	448
10. Hakeem Nicks (NYG, 2011)	444

weekly to his hometown of New Orleans via the Second Harvest Food Bank in response to COVID-19 hardships

- X Led a peaceful protest alongside Jacksonville Mayor Lenny Curry in support for the Black Lives Matter movement in downtown Jacksonville in June 2020
- X Has a daughter, Lyric, and one son, Leonard IV.
- X His brother, Lanard, also played running back while at LSU.

FOURNETTE CAREER STATISTICS

Year	Team	Rushing							Receiving				
		GP	GS	Att.	Yds	Avg.	Lg	TD	No.	Yds	Avg	Lg	TD
2017	Jacksonville	13	13	268	1,040	3.9	90t	9	36	302	8.4	28	1
2018	Jacksonville	8	8	133	439	3.3	25	5	22	185	8.4	31	1
2019	Jacksonville	15	15	265	1,152	4.3	81	3	76	522	6.9	27	0
2020	Tampa Bay	13	3	97	367	3.8	46t	6	36	233	6.5	20	0
2021	Tampa Bay	9	8	112	486	4.3	21	4	38	284	7.5	23	0
NFL Totals		58	47	875	3,484	4.0	90t	27	208	1,526	7.3	31	2
Postseason Year	Team	Rushing							Receiving				
		GP	GS	Att.	Yds	Avg.	Lg	TD	No.	Yds	Avg	Lg	TD
2017	Jacksonville	3	3	70	242	3.5	18t	4	7	44	6.3	12	0
2020	Tampa Bay	4	4	64	300	4.7	27t	3	18	148	8.2	22	1
NFL Totals		7	7	134	542	4.0	27t	7	25	192	7.7	22	1

SINGLE-GAME HIGHS

Rushing Yards: 225, at Denver, 9/29/19 (w/Jacksonville)
Rushing TDs: 3, at Pittsburgh, AFC Divisional Round, 1/14/18 (w/Jacksonville); Regular season high: 2, five times, last at Atlanta, 12/20/20
Receptions: Nine, twice, last vs. Tampa Bay, 12/1/19 (w/Jacksonville)
Receiving Yards: 67, at Tennessee, 12/31/17 (w/Jacksonville)
Receiving TDs: 1, three times, last at New Orleans, NFC Divisional Round, 1/17/21
 10 career 100-yard rushing games (one postseason)

ADDITIONAL STATS

Fumbles-Lost: 4-1 - 1-0 in 2021; 1-1 in 2019; 2-0 in 2017
Fumble Recoveries: 1 - 1 in 2019
Misc. Tackles: 4 - 1 in 2021; 2 in 2019; 1 in 2017

FOURNETTE'S GAME-BY-GAME STATISTICS

2021

DATE	OPP	ATT	RUSHING					RECEIVING				
			YDS	AVG	LG	TD	NO	YDS	AVG	LG	TD	
Sept. 9	DAL	9	32	3.6	7	0	5	27	5.4	10	0	
Sept. 19	ATL	11	52	4.7	10	0	4	24	6.0	16	0	
Sept. 26	@LAR	4	8	2.0	3	0	3	26	8.7	15	0	
Oct. 3	@NE	20	92	4.6	21	0	3	47	15.7	23	0	
Oct. 10	MIA	12	67	5.6	17	1	4	43	10.8	16	0	
Oct. 14	@PHI	22	81	3.7	20	2	6	46	7.7	18	0	
Oct. 24	CHI	15	81	5.4	15	1	2	9	4.5	9	0	
Oct. 31	@NO	8	26	3.3	13	0	3	17	5.7	8	0	
Nov. 14	@WAS	11	47	4.3	8	0	8	45	5.6	15	0	
Nov. 22	NYG											
Nov. 28	@IND											
Dec. 5	@ATL											
Dec.12	BUF											
Dec. 19	NO											
Dec. 26	@CAR											
Jan. 2	@NYJ											
Jan. 9	CAR											
TOTALS		112	486	4.3	21	4	38	284	7.5	23	0	

2020

DATE	OPP	ATT	RUSHING					RECEIVING				
			YDS	AVG	LG	TD	NO	YDS	AVG	LG	TD	
Sept. 13	@NO	5	5	1.0	6	0	1	14	14.0	14	0	
Sept. 20	CAR	12	103	8.6	46t	2	4	13	3.3	12	0	
Sept. 27	@DEN	7	15	2.1	6	0	2	7	3.5	4	0	
Oct. 4	LAC					Inactive						
Oct. 8	@CHI	0	0	-	-	0	0	0	-	-	0	
Oct. 18	GB					Inactive						
Oct. 25	@LV	11	50	4.5	24	0	6	47	7.8	13	0	
Nov. 2	@NYG	15	52	3.5	13	0	3	19	6.3	8	0	
Nov. 8	NO	1	0	0.0	0	0	6	41	6.8	20	0	
Nov. 15	@CAR	8	19	2.4	14	0	2	11	5.5	8	0	
Nov. 23	LAR	7	17	2.4	6	1	1	9	9.0	9	0	
Nov. 29	KC	3	10	3.3	6	0	3	10	3.3	8	0	
Dec. 13	MIN					Inactive						
Dec. 20	@ATL	14	49	3.5	17	2	3	16	5.3	16	0	
Dec. 27	@DET	9	34	3.8	8	1	3	32	10.7	13	0	
Jan. 3	ATL	5	13	2.6	6	0	2	14	7.0	8	0	
TOTALS		97	367	3.8	46t	6	36	233	6.5	20	0	
PLAYOFFS												
DATE	OPP	ATT	YDS	AVG	LG	TD	NO	YDS	AVG	LG	TD	
Jan. 9	@WAS	19	93	4.9	17	1	4	39	9.8	22	0	
Jan. 17	@NO	17	63	3.7	8	0	5	44	8.8	14	1	
Jan. 24	@GB	12	55	4.6	20t	1	5	19	3.8	7	0	
Feb. 7	KC	16	89	5.6	27t	1	4	46	11.5	15	0	
TOTALS		64	300	4.7	27t	3	18	148	8.2	22	1	

2019 (w/JACKSONVILLE)

DATE	OPP	ATT	RUSHING					RECEIVING				
			YDS	AVG	LG	TD	NO	YDS	AVG	LG	TD	
Sept. 8	KC	13	66	5.1	14	0	4	28	7.0	12	0	
Sept. 15	@HOU	15	47	3.1	14	0	4	40	10.0	20	0	
Sept. 19	TEN	15	66	4.4	69	0	6	26	4.3	9	0	
Sept. 29	@DEN	29	225	7.8	81	0	2	20	10.0	19	0	
Oct. 6	@CAR	23	108	4.7	48	1	4	29	7.3	14	0	
Oct. 13	NO	20	72	3.6	16	0	6	46	7.7	10	0	
Oct. 20	@CIN	29	131	4.5	20	0	2	14	7.0	10	0	
Oct. 27	NYJ	19	76	4.0	66	0	7	60	8.6	26	0	
Nov. 3	HOU	11	40	3.6	11	0	5	32	6.4	14	0	
Nov. 17	@IND	8	23	2.9	10	0	7	34	4.9	8	0	
Nov. 24	@TEN	24	97	4.0	16	2	9	62	6.9	27	0	
Dec. 1	TB	14	38	2.7	10	0	9	53	5.9	14	0	
Dec. 8	LAC	15	50	3.3	11	0	3	13	4.3	12	0	
Dec. 15	@OAK	15	42	2.8	17	0	5	31	6.2	11	0	
Dec. 22	@ATL	15	71	4.7	23	0	3	34	11.3	16	0	
Dec. 29	IND					Inactive						
TOTALS		265	1,152	4.3	81	3	76	522	6.9	27	0	

2018 (W/JACKSONVILLE)**RUSHING****RECEIVING**

DATE	OPP	ATT	YDS	AVG	LG	TD	NO	YDS	AVG	LG	TD
Sept. 9	@NYG	9	41	4.6	12	0	3	14	4.7	11	0
Sept. 16	NE					Inactive					
Sept. 23	TEN					Inactive					
Sept. 30	NYJ	11	30	2.7	8	0	1	5	5.0	5	0
Oct. 7	@KC					Inactive					
Oct. 14	@DAL					Inactive					
Oct. 21	HOU					Inactive					
Oct. 28	PHI					Inactive					
Nov. 11	@IND	24	53	2.2	11	1	5	56	11.2	31	1
Nov. 18	PIT	28	95	3.4	20	1	2	46	23.0	26	0
Nov. 25	@BUF	18	95	5.3	16	2	3	13	4.3	8	0
Dec. 2	IND					Reserve/Suspended					
Dec. 6	@TEN	14	36	2.6	7	0	2	5	2.5	9	0
Dec. 16	WAS	11	46	4.2	25	0	3	18	6.0	13	0
Dec. 23	@MIA	18	43	2.4	9	1	3	28	9.3	11	0
Dec. 30	HOU					Inactive					
TOTALS		133	439	3.3	25	5	22	185	8.4	31	1

2017 (W/JACKSONVILLE)**RUSHING****RECEIVING**

DATE	OPP	ATT	YDS	AVG	LG	TD	NO	YDS	AVG	LG	TD
Sept. 10	@HOU	26	100	3.8	17	1	3	24	8.0	12	0
Sept. 17	TEN	14	40	2.9	7	1	2	21	10.5	11	0
Sept. 24	BAL	17	59	3.5	15	1	3	21	7.0	10	0
Oct. 15	@NYJ	24	86	3.6	11	0	4	59	14.8	28	1
Oct. 8	@PIT	28	181	6.5	90	2	1	3	3.0	3	0
Oct. 15	LAR	21	130	6.2	75	1	2	8	4.0	6	0
Oct. 22	@IND										
Nov. 5	CIN										
Nov. 12	LAC	17	33	1.9	8	0	2	13	6.5	8	0
Nov. 19	@CLE	28	111	4.0	29	0	2	7	3.5	9	0
Nov. 26	@ARI	12	25	2.1	8	0	3	17	5.7	17	0
Dec. 3	IND	20	57	2.9	24	1	3	22	7.3	11	0
Dec. 10	SEA	24	101	4.2	15	1	4	18	4.5	8	0
Dec. 17	HOU										
Dec. 24	@SF	18	48	2.7	7	1	3	22	7.3	8	0
Dec. 31	@TEN	19	69	3.6	9	0	4	67	16.8	23	0
TOTALS		268	1,040	3.9	90	9	36	302	8.4	28	1
PLAYOFFS											
DATE	OPP	ATT	YDS	AVG	LG	TD	NO	YDS	AVG	LG	TD
Jan. 7	BUF	21	57	2.7	16	0	3	21	7.0	12	0
Jan. 14	@PIT	25	109	4.4	18	3	2	10	5.0	10	0
Jan. 21	@NE	24	76	3.2	14	1	2	13	6.5	8	0
TOTALS		70	242	3.5	18	4	7	44	6.3	12	0

#11

BLAINE GABBERT

QUARTERBACK

HT: 6-5 WT: 235

DOB: 10/15/89

NFL: 11TH YEAR

ACQ: FA, 2019

COLLEGE: MISSOURI



ACQUIRED BY BUCS:

- X Signed by Tampa Bay as a free agent on March 27, 2019.

ORIGINALLY ENTERED NFL:

- X Originally entered the NFL as a first-round pick (10th overall) of the Jacksonville Jaguars in the 2011 NFL Draft.

AWARDS & ACCOLADES:

- X Super Bowl LV Champion

CAREER HIGHLIGHTS:

- X Played with Jacksonville (2011-13), the San Francisco 49ers (2014-16), Arizona Cardinals (2017) and Tennessee Titans (2018) before joining the Buccaneers.
- X Has played in 63 career regular season games, with 48 starts, completing 856-of-1,520 passes for 9,262 yards, with 50 touchdowns and 47 interceptions, for a passer rating of 72.5. Has also rushed 191 times for 643 yards and three touchdowns.
- X Recorded a career-best three passing touchdowns at Houston (11/19/17).
- X Threw for a career-high 354 yards against St. Louis Rams (1/3/16).
- X Notched first career rushing touchdown at Chicago Bears (12/6/15).
- X Completed a career-high 71.1 percent of passes against Detroit (11/4/12), going 27-of-38.
- X Made first career start at Carolina Panthers (9/25/11), throwing a touchdown.
- X Made NFL debut at New York Jets (9/18/11), playing in relief and completing five-of-six passes for 52 yards.

2021 HIGHLIGHTS:

- X Did not play Weeks 1, 3-4, 6, 10.
- X Knelt out the final series vs. Atlanta (9/19).
- X Saw time in relief against Miami (10/10), completing all three passes attempted for 41 yards before kneeling to end the game.
- X Against Chicago (10/24), saw time in relief of Tom Brady, completing two-of-three passes for 15 yards.

COLLEGE/PERSONAL/COMMUNITY:

- X Started 26-of-31 games in three seasons at Missouri (2008-10), completing 568-of-933 passes for 6,822 yards, with 40 touchdowns and 18 interceptions.
- X Finished his career ranked third in school history in passing yards (6,822) and second in passer efficiency (132.6).
- X Attended Parkway West High School (Ballwin, Missouri), earning MVP honors at EA Sports Elite 11 QB camp prior to his senior season.
- X Played in the U.S. Army All-America Bowl following his senior season.
- X Born Blaine Williamson Gabbert on October 15, 1989 in Ballwin, Missouri.
- X In 2020, supported the Army Ranger Lead The Way Fund as part of the NFL's My Cause, My Cleats initiative.
- X Gabbert participated in the 7th Annual Cut for a Cure with the National Pediatric Cancer Foundation and helped raise \$100,000.

GABBERT'S CAREER STATISTICS

Year	Team	Passing						Yds	Y/A	TD	Int	Lg	Sk	Yds	
		GP	GS	Att	Cmp	Pct	Lst							RTG	
2011	Jacksonville	15	14	413	210	50.8	2,214	5.4	12	11	74t	40	293	65.4	
2012	Jacksonville	10	10	278	162	58.3	1,662	6.0	9	6	80t	22	158	77.4	
2013	Jacksonville	3	3	86	42	48.8	481	5.6	1	7	67t	12	67	36.0	
2014	San Francisco	1	0	7	3	42.9	38	5.4	1	0	20t	0	0	100.0	
2015	San Francisco	8	8	282	178	63.1	2,031	7.2	10	7	71t	25	164	86.2	
2016	San Francisco	6	5	160	91	56.9	925	5.8	5	6	75t	11	48	68.4	
2017	Arizona	5	5	171	95	55.6	1,086	6.4	6	6	52t	23	149	71.9	
2018	Tennessee	8	3	101	61	60.4	626	6.2	4	4	35	5	37	74.9	
2019	Tampa Bay	Injured Reserve													
2020	Tampa Bay	4	0	16	9	56.3	143	8.9	2	0	35	1	7	125.8	
2021	Tampa Bay	3	0	6	5	83.3	56	9.3	0	0	23	0	0	105.6	
NFL Totals		63	48	1,520	856	56.3	9,262	6.1	50	47	80t	139	923	72.5	

Rushing						
Year	Team	Att	Yds	Avg	Lg	TD
2011	Jacksonville	48	98	2.0	12	0
2012	Jacksonville	18	56	3.1	10	0
2013	Jacksonville	9	32	3.6	7	0
2014	San Francisco	1	5	5.0	5	0
2015	San Francisco	32	185	5.8	44t	1
2016	San Francisco	40	173	4.3	24	2
2017	Arizona	22	82	3.7	12	0
2018	Tennessee	6	0	0.0	1	0
2019	Tampa Bay	Injured Reserve				
2020	Tampa Bay	9	16	1.8	16	0
2021	Tampa Bay	6	-4	-0.7	0	0
Totals		191	643	3.4	44t	3

ADDITIONAL STATS

Fumbles-Lost: 33-11 - 1-0 in 2020; 7-2 in 2017, 4-1 in 2015, 2-0 in 2013, 5-3 in 2012, 14-5 in 2011

Misc. Tackles: 4 - 2 in 2018, 1 in 2015; 1 in 2011

SINGLE-GAME HIGHS

Pass Attempts: 50, vs. Cincinnati, 12/20/15 (w/San Francisco)
Pass Completions: 30, vs. Cincinnati, 12/20/15 (w/San Francisco)
Completion Percentage: 71.1, vs. Detroit, 11/4/12 (w/Jacksonville)
Passing Yards: 354, vs. St. Louis, 1/3/16 (w/San Francisco)
Touchdowns: 3, at Houston, 11/19/17 (w/Arizona)
Quarterback Rating: 106.3, vs. Detroit, 11/4/12 (w/Jacksonville - min. 14 attempts)
Long Pass: 80-yard touchdown, at Indianapolis, 9/23/12 (w/Jacksonville)

GABBERT'S GAME-BY-GAME STATISTICS

2018 (w/TEN)		PASSING									
DATE	OPP	ATT	CMP	PCT	YDS	YDS/ATT	TD	INT	LG	SK	YDSRATING
Sept. 9	@MIA	22	11	50.0	117	5.3	0	1	18	0-0	47.0
Sept. 16	HOU	20	13	65.0	117	5.9	1	0	18t	1-8	97.3
Sept. 23	@JAC	3	1	33.3	8	2.7	0	0	8	2-17	42.4
Sept. 30	PHI	Inactive									
Oct. 7	@BUF	Did Not Play									
Oct. 14	BAL	Did Not Play									
Oct. 21	@LAC	Did Not Play									
Nov. 5	@DAL	Did Not Play									
Nov. 11	NE	Did Not Play									
Nov. 18	@IND	16	11	68.8	118	7.4	1	1	28	1-8	84.9
Nov. 26	@HOU	Did Not Play									
Dec. 2	NYJ	0	0	-	0	-	0	0	0	0-0	-
Dec. 6	JAC	Did Not Play									
Dec. 16	@NYG	0	0	-	0	-	0	0	0	0-0	-
Dec. 22	WAS	11	7	63.6	101	9.2	1	0	35	1-4	123.7
Dec. 30	IND	29	18	62.1	165	5.7	1	2	22	0-0	60.3
TOTALS		101	61	60.4	626	6.2	4	4	35		74.9

2017 (W/ARI)

DATE	OPP	ATT	CMP	PCT	PASSING			INT	LG	SK-YDSRATING
					YDS	YDS/ATT	TD			
Sept. 10	@DET									
Sept. 17	@IND									
Sept. 25	DAL									
Oct. 10	SF									
Oct. 8	@PHI									
Oct. 15	TB									
Oct. 22	@LAR									
Nov. 5	@SF									
Nov. 9	SEA									
Nov. 19	@HOU	34	22	64.7	257	7.6	3	2	28t	2-13 92.4
Nov. 26	JAC	38	22	57.9	241	6.3	2	1	52t	1-5 83.3
Dec. 3	LAR	32	18	56.3	221	6.9	1	2	27	7-34 62.1
Dec. 10	TEN	26	17	65.4	178	6.8	0	0	23	8-53 85.1
Dec. 17	@WAS	41	16	39.0	189	4.6	0	1	46	5-44 43.6
Dec. 24	NYG									
Dec. 31	@SEA									
TOTALS		171	95	55.6	1,086	6.4	6	6	52t	23-149 71.9

2016 (W/SF)

DATE	OPP	ATT	CMP	PCT	PASSING			INT	LG	SK-YDSRATING
					YDS	YDS/ATT	TD			
Sept. 12	LAR	35	22	62.9	170	4.9	1	0	35	0-0 84.2
Sept. 18	@CAR	36	17	47.2	243	6.8	2	2	75t	2-6 64.9
Sept. 25	@SEA	25	14	56.0	119	4.8	0	1	20	0-0 51.9
Oct. 2	DAL	23	16	69.6	196	8.5	1	1	33t	1-7 91.9
Oct. 6	ARI	31	18	58.1	162	5.2	1	2	24	7-27 56.1
Oct. 16	@BUF									
Oct. 23	TB									
Nov. 6	NO									
Nov. 13	@ARI									
Nov. 20	NE									
Nov. 27	@MIA									
Dec. 4	@CHI	10	4	40.0	35	3.5	0	0	18	1-8 50.0
Dec. 11	NYJ									
Dec. 18	@ATL									
Dec. 24	@LAR									
Jan. 1	SEA									
TOTALS		160	91	56.9	925	5.8	5	6	75t	11-48 68.4

2015 (W/SF)

DATE	OPP	ATT	CMP	PCT	PASSING			INT	LG	SK-YDSRATING
					YDS	YDS/ATT	TD			
Sept. 14	MIN									
Sept. 20	@PIT									
Sept. 27	@ARI									
Oct. 4	GB									
Oct. 11	@NYG									
Oct. 18	BAL									
Oct. 22	SEA									
Nov. 1	@STL									
Nov. 8	ATL	25	15	60.0	185	7.4	2	2	41	0-0 76.3
Nov. 22	@SEA	34	22	64.7	264	7.8	1	0	36	2-17 98.2
Nov. 29	ARI	36	25	69.4	318	8.8	1	1	48	2-17 94.4
Dec. 6	@CHI	32	18	56.3	196	6.1	1	0	71t	4-26 84.9
Dec. 13	@CLE	28	18	64.3	194	6.9	1	0	24	9-44 96.4
Dec. 20	CIN	50	30	60.0	295	5.9	1	3	29	4-32 58.3
Dec. 27	@DET	33	22	66.7	225	6.8	2	0	38	3-24 106.3
Jan. 3	STL	44	28	63.6	354	8.0	1	1	44	1-4 86.7
TOTALS		282	178	63.1	2,031	7.2	10	7	71t	25-164 86.2

2014 (W/SF)

DATE	OPP	ATT	CMP	PCT	PASSING			INT	LG	SK-YDSRATING
					YDS	YDS/ATT	TD			
Sept. 7	@DAL									
Sept. 14	CHI									
Sept. 21	@ARI									
Sept. 28	PHI									
Oct. 5	KC									
Oct. 13	@STL									
Oct. 19	@DEN	7	3	42.9	38	5.4	1	0	20t	0-0 100.0
Nov. 2	STL									
Nov. 9	@NO									
Nov. 16	@NYG									
Nov. 23	WAS									
Nov. 27	SEA									
Dec. 7	@OAK									
Dec. 14	@SEA									
Dec. 20	SD									
Dec. 28	ARI									
TOTALS		7	3	42.9	38	5.4	1	0	20t	21-83 100.0

2013 (W/JAC)

DATE	OPP	ATT	CMP	PCT	PASSING			INT	LG	SK-YDSRATING
					YDS	YDS/ATT	TD			
Sept. 8	KC	35	16	45.7	121	3.5	0	2	18	6-50 30.8
Sept. 15	@OAK									
Sept. 22	@SEA									
Sept. 29	IND	32	17	53.1	179	5.6	0	3	31	4-14 30.6
Oct. 6	@STL	19	9	47.4	181	9.5	1	2	67t	2-3 59.2
Oct. 13	@DEN									
Oct. 20	SD									
Oct. 27	SF									
Nov. 10	@TEN									
Nov. 17	ARI									
Nov. 24	@HOU									
Dec. 1	@CLE									
Dec. 5	HOU									
Dec. 15	BUF									
Dec. 22	TEN									
Dec. 29	@IND									
TOTALS		86	42	48.8	481	5.6	1	7	67t	2-3 36.0

2012 (W/JAC)

DATE	OPP	ATT	CMP	PCT	PASSING			INT	LG	SK-YDSRATING
					YDS	YDS/ATT	TD			
Sept. 9	@MIN	39	23	59.0	260	6.7	2	0	39t	2-18 96.1
Sept. 16	HOU	19	7	36.8	53	2.8	1	0	32	3-24 62.8
Sept. 23	@IND	21	10	47.6	155	7.4	1	0	80t	1-7 88.4
Sept. 30	CIN	34	23	67.6	186	5.5	1	1	23	6-43 78.8
Oct. 7	CHI	33	17	51.5	142	4.3	0	2	34	3-13 37.7
Oct. 21	@OAK	12	8	66.7	110	9.2	1	0	42t	0-0 123.6
Oct. 28	@GB	49	27	55.1	303	6.2	1	0	36	2-24 80.6
Nov. 4	DET	38	27	71.1	220	5.8	2	2	25	1-5 81.0
Nov. 8	IND	31	18	58.1	209	6.7	0	1	52	3-24 65.1
Nov. 18	@HOU	2	2	100.0	24	12.0	0	0	15	1-0 116.7
Nov. 25	TEN									
Dec. 2	@BUF									
Dec. 9	NYJ									
Dec. 16	@MIA									
Dec. 23	NE									
Dec. 30	@TEN									
TOTALS		278	162	58.3	1,662	6.0	9	6	80t	77.4

2011 (W/JAC)

DATE	OPP	ATT	CMP	PCT	PASSING			LG	SK-YDS	RATING
					YDS	YDS/ATT	TD			
Sept. 11	TEN				Did Not Play					
Sept. 18	@NYJ	6	5	83.3	52	8.7	0	0	14	1-10 102.8
Sept. 25	@CAR	21	12	57.1	139	6.6	1	1	36t	2-10 73.3
Oct. 2	NO	42	16	38.1	196	4.7	1	1	47	3-26 51.3
Oct. 9	CIN	28	15	53.6	221	7.9	1	0	74t	3-21 91.5
Oct. 16	@PIT	26	12	46.2	109	4.2	1	0	21	5-33 70.8
Oct. 24	BAL	20	9	45.0	93	4.7	0	0	24	4-20 59.0
Oct. 30	@HOU	30	10	33.3	97	3.2	1	2	21	1-7 26.7
Nov. 13	@IND	21	14	66.7	118	5.6	1	1	19	2-8 77.1
Nov. 20	@CLE	41	22	53.7	210	5.1	0	0	28	1-15 68.1
Nov. 27	HOU	29	13	44.8	136	4.7	0	1	31	6-35 44.6
Dec. 5	SD	33	19	57.6	195	5.9	2	1	48	2-18 82.3
Dec. 11	TB	33	19	57.6	217	6.6	2	2	62	1-8 72.4
Dec. 15	@ATL	22	12	54.5	141	6.4	1	1	22	5-50 70.5
Dec. 24	@TEN	42	21	50.0	198	4.7	0	1	22	1-11 53.5
Jan. 1	IND	19	11	57.9	92	4.8	1	0	23t	3-21 88.0
TOTALS		413	210	50.8	2,214	5.4	12	11	74t	40-293 65.4

#92

WILLIAM GHOLSTON

DEFENSIVE LINEMAN

HT: 6-6 WT: 281

DOB: 7/31/91

NFL: 9TH YEAR

ACQ: D4B, 2013

COLLEGE: MICHIGAN STATE

**ACQUIRED BY BUCS:**

- X Selected in the fourth round (126th overall) of the 2013 NFL Draft by the Buccaneers.

AWARDS & ACCOLADES:

- X Super Bowl LV Champion.

CAREER HIGHLIGHTS:

- X Has played in 128 career regular season games, including 72 starts, totaling 329 tackles (50 for loss), 66 quarterback hits, 17.0 sacks, 12 passes defended, two forced fumbles, two fumble recoveries, and four blocked kicks.
- X Has played in four postseason games, recording two tackles and four quarterback hits.
- X His 128 games played are the 14th-most in Buccaneers history.

- X Tampa Bay's 2020 defense led the league in rushing yards allowed per game (80.6) and yards allowed per rush (3.60), while ranking sixth in yards allowed per play (5.12), sixth in yards allowed per game (327.1), ranking tied for second in tackles for loss (91), tied for fourth in sacks (48.0) and tied for fifth in takeaways (25).
- X In 2020, Gholston led the Buccaneers tied for 15th in the league with a career-high 20 quarterback hits, tied for the seventh-most in the league by an interior defensive lineman.
- X A key contributor on the Buccaneers defense in 2019, which led the league in rushing yards allowed and opposing rushing average.
- X Collected a career-high 12 tackles in Thursday Night Football win at Carolina (9/12/19).

- X Registered first career forced fumble in win at Philadelphia (11/22/15).
- X Recorded first career partial sack on Monday Night Football against Miami (11/11/13).
- X Made first career start at St. Louis (12/22/13).
- X Made NFL debut at New England (9/22/13).
- X Registered first career blocked field goal vs. Baltimore (10/12/14).
- X Blocked extra point at New Orleans (9/20/15).
- X Posted first career multi-sack game with two in win vs. Atlanta (12/6).

2021 HIGHLIGHTS:

- X Part of a Buccaneers defense that is allowing the eighth-fewest yards per game (334.0) and seventh-fewest yards per play (5.28) while ranking second in the NFL in rush defense (79.8 yards per game).
- X Registered one tackle in season opener against Dallas (9/9). Part of a defense that limited the Cowboys to 60 rushing yards.
- X Tallied two tackles (one for loss) and a quarterback hit against Atlanta (9/19). Part of a defense that held the Falcons to 55 rushing yards on 20 attempts (2.8 avg.).
- X Registered his first sack of the season at L.A. Rams (9/26), dropping Rams QB Matthew Stafford for a 12-yard loss. Finished the game with three tackles.
- X At New England (10/3), tallied a sack of Patriots QB Mac Jones, one of three quarterback hits on the day. Finished the game with four tackles. Was part of a defense that held the Patriots to -1 yards rushing - the fewest allowed in a game in Buccaneers history and the fewest allowed by any NFL team since 2007.



- X Started against Miami (10/10), helping limit the Dolphins to 39 rushing yards.
- X At Philadelphia (10/14), tallied one tackle. Part of a Buccaneers defense that limited the Eagles to just 213 total yards.
- X Recorded two tackles at Washington (11/14).

COLLEGE:

- X Started 24-of-36 games he played at Michigan State (2010-12), totaling 142 tackles, 13 passes defended, 10.0 sacks, two forced fumbles, one fumble recovery and 30.0 tackles for loss.
- X Entered the NFL Draft after his junior season
- X Finished his Michigan State career ranked 10th in school history in tackles for loss (30.0).
- X Recorded 10 passes defended in 2012, the most by a defensive lineman in Spartans history and the most amongst FBS defensive linemen.
- X Two-time winner of the Danziger Award for defense (most outstanding Detroit-area player).
- X Led the Spartans in sacks (4.5) and tackles for loss (13.0) as a junior.
- X Earned second-team All-Big Ten honors from the media, while earning honorable mention from the league's coaches in 2012. Earned second-team All-Big Ten Honors from Phil Steele.
- X Named a quarterfinalist for the Lombardi Award (college lineman of the year) in 2012.
- X Chosen as Defensive Player of the Game in the 2012 Buffalo Wild Wings Bowl.
- X Tallied 16.0 tackles for loss as a sophomore, tied for the seventh-most in Michigan State single-season history.
- X Recorded 5.0 tackles for loss in the 2012 Outback Bowl, the third-most in



Michigan State history and the most ever in a bowl game, earning a spot on the ESPN.com and Yahoo! Sports All-Bowl teams.

- X Named All-Big Ten second team by coaches and media, while also being selected for the second-team All-Big Ten by Yahoo! Sports as a sophomore.
- X Selected to the CollegeFootballNews.com's second-team All-Sophomore team in 2011.
- X Led the team in tackles for loss (16.0), the seventh-most in Michigan State history.
- X Majored in human development and family studies.

PERSONAL:

- X Attended Southeastern High School (Detroit, Michigan).
- X Chosen as an All-American by EA Sports, MaxPreps, SuperPrep and PrepStar (Dream Team).
- X Ranked as a Top 60 recruit by Tom Lemming (No. 12), Rivals.com (No. 21), Lindy's (No. 21), Athlon Sports (No. 24), Scout.com (No. 29), ESPNU (No. 42) and Sporting News (No. 60).
- X Ranked as one of the top defensive ends in the country by Tom Lemming (No. 3), Rivals.com (No. 3, strongside), Scouts, Inc. (No. 3), Scout.com (No. 4), Lindy's (No. 5) and Athlon Sports (No. 5).
- X Rated as the top player in the state of Michigan by the Detroit News, Detroit Free Press, Rivals.com, Scout.com and Lansing State Journal.
- X Recorded 115 tackles as a senior, including 44.0 for loss, 27.0 sacks, 10 forced fumbles, two blocked punts and an interception returned for a touchdown.



- X Led the Public School League in tackles (101) and sacks (15.0) as a junior, while also tallying 37.0 tackles for loss.
- X Transferred from Mumford High School (Detroit, Michigan) following his sophomore season.
- X During his two seasons at Mumford, Gholston played both ways, recording 183 tackles, 28.0 sacks and two interceptions to go along with 55 catches for 970 yards and 14 touchdowns.
- X Cousin Vernon Gholston was a first-round selection of the New York Jets in the 2008 NFL Draft.
- X Born William Gholston on July 31, 1991, in Detroit, Michigan.

COMMUNITY:

- X In 2020, supported the Tampa Bay Buccaneers Foundation as part of the NFL's My Cause, My Cleats initiative.
- X Gholston, along with the defensive lineman hosted the 8th annual "D-Line Delivers Christmas". Local families were surprised with a tour of AdventHealth Training Center, dinner with D-Line, and a shopping spree at Target.
- X In December 2017, partnered with United Healthcare to build a playground along the historic Clarence Fort Freedom Trail in Tampa.
- X Served as an honorary starter with his mother, Dawn Ward, a breast cancer survivor at the Buccaneers annual Treasure Chest 5K, 10K, Fun Run & Corporate Challenge in October 2017.
- X In November 2015, helped deliver canned goods and toys to Metropolitan Ministries for the annual Raymond James "Sack Hunger Stack Toys" program.
- X Along with the defensive line, purchased toys and hosted a surprise shopping spree for underprivileged families in

the “D-Line Does Christmas” event in December 2013-17.

- X Helped hand out candy to trick-or-treaters from Buccaneers Academy schools attending Lowry Park Zoo’s ZooBoo KIDS Halloween event in October 2015.
- X Paired up with United Way volunteers and students to install a “Learning Garden” at Davis Elementary in September 2015.
- X Had his head shaved by children battling cancer for the Buccaneers Cut for a Cure in 2014, 2015 and 2016 to raise funds and awareness for the National Pediatric Cancer Foundation.
- X In October 2014, visited Metropolitan Ministries to play games with children for the Ministries’ annual Fall Festival.
- X In September 2014, participated in a Buccaneers Academy ribbon-cutting ceremony and helped build an outdoor class at Sheehy Elementary in Tampa.
- X In September 2014, interacted with military members stationed overseas through a Pro vs. GI Joe event at the Buccaneers-sponsored USO Welcome Center at Tampa International Airport.
- X In February 2014 presented students at Pizzo Elementary with \$2,000-worth of PE equipment for winning the Buccaneers PLAY 60 Challenge.
- X As part of the 2013 Buccaneers Rookie Club, took part in a variety of community service events, including: visiting patients at St. Joseph’s Children’s Hospital in Tampa; hosting an ice cream social for military veterans at James Haley VA



Hospital; participating in a team-building scavenger hunt with the Boys & Girls Clubs of Tampa at Busch Gardens; hosting a bowling outing with Big Brothers/Big Sisters of Tampa Bay; challenging youths from the Central City YMCA in games at a local arcade; visiting local servicemen and servicewomen at MacDill Air Force Base; hosting a “Salute to Service” Barbecue with USAA at U.S. Coast Guard Sector St. Petersburg; greeting veterans at Bay Pines VA Hospital; visiting young patients over the holidays at All Children’s Hospital; and singing Christmas carols to residents at Westminster Palms Retirement Home.

GHOLSTON'S CAREER STATISTICS

Year	Team	GP	GS	Tackles				Sk	Yds	INT				Fumbles			ST Tackles			
				T	S	A				No	Yds	Lg	TD	PD	FF	FR	Yds	T	S	A
2013	Tampa Bay	12	2	30	14	16	2.0	14.0	0	0	0	0	3	0	0	0	0	0	0	
2014	Tampa Bay	15	9	42	28	14	2.0	13.0	0	0	0	0	3	0	0	0	0	0	0	
2015	Tampa Bay	16	11	67	47	20	3.0	7.0	0	0	0	0	2	1	0	0	0	0	0	
2016	Tampa Bay	14	14	49	37	12	3.0	24.0	0	0	0	0	0	1	1	0	0	0	0	
2017	Tampa Bay	14	10	36	21	15	0.0	0.0	0	0	0	0	0	0	0	0	0	0	0	
2018	Tampa Bay	16	2	10	7	3	1.0	5.0	0	0	0	0	0	0	0	0	0	0	0	
2019	Tampa Bay	16	8	38	26	12	1.0	10.0	0	0	0	0	2	0	0	0	0	0	0	
2020	Tampa Bay	16	12	44	24	20	3.0	23.0	0	0	0	0	2	0	1	1	0	0	0	
2021	Tampa Bay	9	4	13	8	5	2.0	18.0	0	0	0	0	0	0	0	0	0	0	0	
NFL Totals		128	72	329	212	117	16.0	108.0	0	0	0	0	12	2	2	1	0	0	0	
Year	Team	GP	GS	Tackles				Sk	Yds	INT				Fumbles			Tackles			
				T	S	A				No	Yds	Lg	TD	PD	FF	FR	Yds	T	S	A
2020	Tampa Bay	4	0	2	1	1	0.0	0.0	0	0	0	0	0	0	0	0	0	0	0	0
Postseason		4	0	2	1	1	0.0	0.0	0	0	0	0	0	0	0	0	0	0	0	

SINGLE-GAME HIGHS

Tackles: 11, at St. Louis, 12/17/15
Sacks: 2.0, vs. Atlanta, 12/6/13
Passes Defensed: 2, vs. San Francisco, 12/15/13
Fumble Recovery: 1, twice, last vs. Kansas City, 11/29/20
Forced Fumble: 1, vs. Baltimore, 10/12/14
Blocked FG: 1, twice, last vs. Atlanta, 12/18/17
Blocked XP: 1, twice, last at Carolina, 12/24/17

GHOLSTON'S GAME-BY-GAME STATISTICS

2021

DATE	OPP	TACKLES							INTERCEPTIONS					FUMBLES			ST TACKLES		
		T	S	A	TFL	SK	YDS	QH	NO	YDS	LG	TD	PD	FF	FR	YDS	T	S	A
Sept. 9	DAL	1	0	1	0	0.0	0.0	0	0	0	0	0	0	0	0	0	0	0	0
Sept. 19	ATL	2	1	1	1	0.0	0.0	1	0	0	0	0	0	0	0	0	0	0	0
Sept. 26	@LAR	3	2	1	1	1.0	12.0	1	0	0	0	0	0	0	0	0	0	0	0
Oct. 3	@NE	4	4	0	1	1.0	6.0	3	0	0	0	0	0	0	0	0	0	0	0
Oct. 10	MIA	0	0	0	0	0.0	0.0	0	0	0	0	0	0	0	0	0	0	0	0
Oct. 14	@PHI	1	0	1	0	0.0	0.0	0	0	0	0	0	0	0	0	0	0	0	0
Oct. 24	CHI	0	0	0	0	0.0	0.0	0	0	0	0	0	0	0	0	0	0	0	0
Oct. 31	@NO	0	0	0	0	0.0	0.0	0	0	0	0	0	0	0	0	0	0	0	0
Nov. 14	@WAS	2	1	1	0	0.0	0.0	0	0	0	0	0	0	0	0	0	0	0	0
Nov. 22	NYG																		
Nov. 28	@IND																		
Dec. 5	@ATL																		
Dec. 12	BUF																		
Dec. 19	NO																		
Dec. 26	@CAR																		
Jan. 2	@NYJ																		
Jan. 9	CAR																		
TOTALS		13	8	5	3	2.0	18.0	5	0	0	0	0	0	0	0	0	0	0	0

2020

DATE	OPP	TACKLES						INTERCEPTIONS				FUMBLES			ST TACKLES				
		T	S	A	TFL	SK	YDS	QH	NO	YDS	LG	TD	PD	FF	FR	YDS	T	S	A
Sept. 13	@NO	7	3	4	2	0.0	0.0	0	0	0	0	0	0	0	0	0	0	0	0
Sept. 20	CAR	2	1	1	1	1.0	7.0	2	0	0	0	0	0	0	0	0	0	0	0
Sept. 27	@DEN	1	0	1	0	0.0	0.0	0	0	0	0	0	0	0	0	0	0	0	0
Oct. 4	LAC	3	2	1	0	0.0	0.0	2	0	0	0	0	0	0	0	0	0	0	0
Oct. 8	@CHI	2	2	0	1	1.0	9.0	3	0	0	0	0	0	0	0	0	0	0	0
Oct. 18	GB	0	0	0	0	0.0	0.0	3	0	0	0	0	0	0	0	0	0	0	0
Oct. 25	@LV	3	2	1	0	0.0	0.0	1	0	0	0	0	0	0	0	0	0	0	0
Nov. 2	@NYG	3	2	1	0	0.0	0.0	0	0	0	0	0	1	0	0	0	0	0	0
Nov. 8	NO	5	4	1	3	0.0	0.0	1	0	0	0	0	0	0	0	0	0	0	0
Nov. 15	@CAR	2	1	1	0	0.0	0.0	2	0	0	0	0	0	0	0	0	0	0	0
Nov. 23	LAR	2	1	1	0	0.0	0.0	2	0	0	0	0	0	0	0	0	0	0	0
Nov. 29	KC	2	1	1	0	0.0	0.0	1	0	0	0	0	0	0	1	1	0	0	0
Dec. 13	MIN	5	2	3	0	0.0	0.0	1	0	0	0	0	0	0	0	0	0	0	0
Dec. 20	@ATL	1	1	0	0	0.0	0.0	0	0	0	0	0	0	0	0	0	0	0	0
Dec. 27	@DET	2	1	1	1	1.0	7.0	1	0	0	0	0	1	0	0	0	0	0	0
Jan. 3	ATL	4	1	3	0	0.0	0.0	1	0	0	0	0	0	0	0	0	0	0	0
TOTALS		44	24	20	8	3.0	23.0	20	0	0	0	0	2	0	1	1	0	0	0
PLAYOFFS																			
Jan. 9	@WAS	0	0	0	0	0.0	0.0	1	0	0	0	0	0	0	0	0	0	0	0
Jan. 17	@NO	2	1	1	0	0.0	0.0	1	0	0	0	0	0	0	0	0	0	0	0
Jan. 24	@GB	0	0	0	0	0.0	0.0	1	0	0	0	0	0	0	0	0	0	0	0
Feb. 7	KC	0	0	0	0	0.0	0.0	1	0	0	0	0	0	0	0	0	0	0	0
TOTALS		2	1	1	0	0.0	0.0	4	0	0	0	0	0	0	0	0	0	0	0

2019

DATE	OPP	TACKLES						INTERCEPTIONS				FUMBLES			ST TACKLES				
		T	S	A	TFL	SK	YDS	QH	NO	YDS	LG	TD	PD	FF	FR	YDS	T	S	A
Sept. 8	SF	4	3	1	0	0.0	0.0	0	0	0	0	0	0	0	0	0	0	0	0
Sept. 12	@CAR	3	1	2	1	0.0	0.0	0	0	0	0	0	0	0	0	0	0	0	0
Sept. 22	NYG	2	1	1	0	0.0	0.0	2	0	0	0	0	1	0	0	0	0	0	0
Sept. 29	@LAR	1	1	0	1	1.0	10.0	2	0	0	0	0	1	0	0	0	0	0	0
Oct. 6	@NO	3	2	1	0	0.0	0.0	0	0	0	0	0	0	0	0	0	0	0	0
Oct. 13	CAR	2	2	0	0	0.0	0.0	0	0	0	0	0	0	0	0	0	0	0	0
Oct. 27	@TEN	2	0	2	0	0.0	0.0	0	0	0	0	0	0	0	0	0	0	0	0
Nov. 3	@SEA	4	2	2	0	0.0	0.0	0	0	0	0	0	0	0	0	0	0	0	0
Nov. 10	ARI	1	0	1	0	0.0	0.0	0	0	0	0	0	0	0	0	0	0	0	0
Nov. 17	NO	2	1	1	0	0.0	0.0	0	0	0	0	0	0	0	0	0	0	0	0
Nov. 24	@ATL	2	1	1	0	0.0	0.0	0	0	0	0	0	0	0	0	0	0	0	0
Dec. 1	@JAC	3	3	0	1	0.0	0.0	0	0	0	0	0	0	0	0	0	0	0	0
Dec. 8	IND	0	0	0	0	0.0	0.0	0	0	0	0	0	0	0	0	0	0	0	0
Dec. 15	@DET	3	3	0	2	0.0	0.0	1	0	0	0	0	0	0	0	0	0	0	0
Dec. 21	HOU	2	2	0	0	0.0	0.0	0	0	0	0	0	0	0	0	0	0	0	0
Dec. 29	ATL	4	4	0	0	0.0	0.0	2	0	0	0	0	1	0	0	0	0	0	0
TOTALS		38	26	12	5	1.0	10.0	7	0	0	0	0	2	0	0	0	0	0	0

2018

DATE	OPP	TACKLES						INTERCEPTIONS				FUMBLES			ST TACKLES				
		T	S	A	TFL	SK	YDS	QH	NO	YDS	LG	TD	PD	FF	FR	YDS	T	S	A
Sept. 9	@NO	0	0	0	0	0	0	0	0	0	0	0	0	0	0	0	0	0	0
Sept. 16	PHI	1	1	0	0	0.0	0.0	2	0	0	0	0	0	0	0	0	0	0	0
Sept. 24	PIT	2	1	1	0	0.0	0.0	2	0	0	0	0	0	0	0	0	0	0	0
Sept. 30	@CHI	1	1	0	0	0.0	0.0	0	0	0	0	0	0	0	0	0	0	0	0
Oct. 14	@ATL	0	0	0	0	0.0	0.0	0	0	0	0	0	0	0	0	0	0	0	0
Oct. 21	CLE	1	1	0	1	1.0	5.0	1	0	0	0	0	0	0	0	0	0	0	0
Oct. 28	@CIN	1	0	1	0	0.0	0.0	0	0	0	0	0	0	0	0	0	0	0	0
Nov. 4	@CAR	0	0	0	0	0.0	0.0	0	0	0	0	0	0	0	0	0	0	0	0
Nov. 11	WAS	2	1	1	0	0.0	0.0	0	0	0	0	0	0	0	0	0	0	0	0
Nov. 18	@NYG	1	1	0	0	0.0	0.0	0	0	0	0	0	0	0	0	0	0	0	0
Nov. 25	SF	0	0	0	0	0.0	0.0	1	0	0	0	0	0	0	0	0	0	0	0
Dec. 2	CAR	1	1	0	0	0.0	0.0	1	0	0	0	0	0	0	0	0	0	0	0
Dec. 9	NO	0	0	0	0	0.0	0.0	0	0	0	0	0	0	0	0	0	0	0	0
Dec. 16	@BAL	0	0	0	0	0.0	0.0	0	0	0	0	0	0	0	0	0	0	0	0
Dec. 23	@DAL	0	0	0	0	0.0	0.0	0	0	0	0	0	0	0	0	0	0	0	0
Dec. 30	ATL	0	0	0	0	0.0	0.0	0	0	0	0	0	0	0	0	0	0	0	0
TOTALS		10	7	3	1	1.0	5.0	7	0	0	0	0	0	0	0	0	0	0	0

2017

DATE	OPP	TACKLES							INTERCEPTIONS				FUMBLES			ST TACKLES			
		T	S	A	TFL	SK	YDS	QH	NO	YDS	LG	TD	PD	FF	FR	YDS	T	S	A
Sept. 17	CHI	5	2	3	1	0.0	0.0	0	0	0	0	0	0	0	0	0	0	0	0
Sept. 24	@MIN	8	3	5	1	0.0	0.0	0	0	0	0	0	0	0	0	0	0	0	
Oct. 1	NYG	0	0	0	0	0.0	0.0	0	0	0	0	0	0	0	0	0	0	0	
Oct. 5	NE	3	1	2	0	0.0	0.0	0	0	0	0	0	0	0	0	0	0	0	
Oct. 15	@ARI	1	1	0	0	0.0	0.0	0	0	0	0	0	0	0	0	0	0	0	
Oct. 22	@BUF	2	2	0	0	0.0	0.0	0	0	0	0	0	0	0	0	0	0	0	
Oct. 29	CAR	3	2	1	0	0.0	0.0	0	0	0	0	0	0	0	0	0	0	0	
Nov. 5	@NO	2	1	1	0	0.0	0.0	0	0	0	0	0	0	0	0	0	0	0	
Nov. 12	NYJ								Inactive										
Nov. 19	@MIA								Inactive										
Nov. 26	@ATL	3	3	0	1	0.0	0.0	0	0	0	0	0	0	0	0	0	0	0	
Dec. 3	@GB	0	0	0	0	0.0	0.0	1	0	0	0	0	0	0	0	0	0	0	
Dec. 10	DET	0	0	0	0	0.0	0.0	0	0	0	0	0	0	0	0	0	0	0	
Dec. 18	ATL	4	4	0	1	0.0	0.0	0	0	0	0	0	0	0	0	0	0	0	
Dec. 24	@CAR	1	0	1	0	0.0	0.0	0	0	0	0	0	0	0	0	0	0	0	
Dec. 31	NO	4	2	2	0	0.0	0.0	0	0	0	0	0	0	0	0	0	0	0	
TOTALS		36	21	15	4	0.0	0.0	1	0	0	0	0	0	0	0	0	0	0	

2016

DATE	OPP	TACKLES							INTERCEPTIONS				FUMBLES			ST TACKLES		
		T	S	A	TFL	SK	YDS	QH	NO	YDS	LG	TD	PD	FF	FR	YDS	T	S
Sept. 11	@ATL	0	0	0	0	0.0	0.0	0	0	0	0	0	0	0	0	0	0	0
Sept. 18	@ARI	3	2	1	0	0.0	0.0	0	0	0	0	0	0	0	0	0	0	0
Sept. 25	LA	6	6	0	0	0.0	0.0	0	0	0	0	0	0	0	0	0	0	0
Oct. 2	DEN	3	2	1	1	0.5	5.5	2	0	0	0	0	0	0	0	0	0	0
Oct. 10	@CAR	5	2	3	0	0.0	0.0	0	0	0	0	0	0	1	0	0	0	0
Oct. 23	@SF	7	5	2	1	1.0	8.0	1	0	0	0	0	0	0	0	0	0	0
Oct. 30	OAK	4	3	1	2	0.0	0.0	0	0	0	0	0	0	0	0	0	0	0
Nov. 3	ATL	4	3	1	2	1.0	10.0	3	0	0	0	0	0	0	0	0	0	0
Nov. 13	CHI	4	4	0	0	0.0	0.0	0	0	0	0	0	0	1	0	0	0	0
Nov. 20	@KC	2	2	0	1	0.0	0.0	1	0	0	0	0	0	0	0	0	0	0
Nov. 27	SEA	1	1	0	0	0.0	0.0	0	0	0	0	0	0	0	0	0	0	0
Dec. 4	@SD	6	5	1	1	0.0	0.0	0	0	0	0	0	0	0	0	0	0	0
Dec. 11	NO	1	0	1	0	0.0	0.0	0	0	0	0	0	0	0	0	0	0	0
Dec. 18	@DAL	4	2	2	1	1.0	6.0	1	0	0	0	0	0	0	0	0	0	0
Dec. 24	@NO								Inactive									
Jan. 1	CAR								Inactive									
TOTALS		49	37	12	9	3.0	24.0	7	0	0	0	0	0	1	1	0	0	0

2015

DATE	OPP	TACKLES							INTERCEPTIONS				FUMBLES			ST TACKLES		
		T	S	A	TFL	SK	YDS	QH	NO	YDS	LG	TD	PD	FF	FR	YDS	T	S
Sept. 13	TEN	1	1	0	0	0.0	0.0	0	0	0	0	0	0	0	0	0	0	0
Sept. 20	@NO	6	3	3	0	0.0	0.0	0	0	0	0	0	0	0	0	0	0	0
Sept. 27	@HOU	4	2	2	2	0.0	0.0	1	0	0	0	0	0	0	0	0	0	0
Oct. 4	CAR	4	3	1	1	0.0	0.0	0	0	0	0	0	1	0	0	0	0	0
Oct. 11	JAC	0	0	0	0	0.0	0.0	0	0	0	0	0	0	0	0	0	0	0
Oct. 25	@WAS	2	2	0	1	0.0	0.0	0	0	0	0	0	0	0	0	0	0	0
Nov. 1	@ATL	5	3	2	0	0.0	0.0	0	0	0	0	0	0	0	0	0	0	0
Nov. 8	NYG	7	3	4	0	0.0	0.0	0	0	0	0	0	0	0	0	0	0	0
Nov. 15	DAL	2	2	0	1	1.0	1.0	1	0	0	0	0	0	0	0	0	0	0
Nov. 22	@PHI	5	5	0	0	0.0	0.0	1	0	0	0	0	0	1	0	0	0	0
Nov. 29	@IND	4	3	1	0	0.0	0.0	2	0	0	0	0	1	0	0	0	0	0
Dec. 6	ATL	3	2	1	2	2.0	6.0	3	0	0	0	0	0	0	0	0	0	0
Dec. 13	NO	5	5	0	0	0.0	0.0	0	0	0	0	0	0	0	0	0	0	0
Dec. 17	@STL	11	7	4	1	0.0	0.0	0	0	0	0	0	0	0	0	0	0	0
Dec. 27	CHI	5	3	2	0	0.0	0.0	0	0	0	0	0	0	0	0	0	0	0
Jan. 3	@CAR	3	3	0	0	0.0	0.0	0	0	0	0	0	0	0	0	0	0	0
TOTALS		67	47	20	8	3.0	7.0	8	0	0	0	0	2	1	0	0	0	0

2014

DATE	OPP	TACKLES							INTERCEPTIONS				FUMBLES			ST TACKLES						
		T	S	A	TFL	SK	YDS	QH	NO	YDS	LG	TD	PD	FF	FR	YDS	T	S	A			
Sept. 7	CAR								Inactive													
Sept. 14	STL	7	5	2	1	1.0	5.0	1	0	0	0	0	0	0	0	0	0	0	0			
Sept. 18	@ATL	2	2	0	1	0.0	0.0	0	0	0	0	0	0	0	0	0	0	0	0			
Sept. 28	@PIT	4	2	2	0	0.0	0.0	0	0	0	0	0	0	0	0	0	0	0	0			
Oct. 5	@NO	5	3	2	1	0.0	0.0	1	0	0	0	0	1	0	0	0	0	0	0			
Oct. 12	BAL	4	2	2	0	0.0	0.0	0	0	0	0	0	0	0	0	0	0	0	0			
Oct. 26	MIN	3	3	0	0	0.0	0.0	2	0	0	0	0	1	0	0	0	0	0	0			
Nov. 2	@CLE	6	3	3	2	0.0	0.0	1	0	0	0	0	0	0	0	0	0	0	0			
Nov. 9	ATL	1	0	1	0	0.0	0.0	0	0	0	0	0	0	0	0	0	0	0	0			
Nov. 16	@WAS	2	2	0	1	0.0	0.0	0	0	0	0	0	0	0	0	0	0	0	0			
Nov. 23	@CHI	1	1	0	0	0.0	0.0	0	0	0	0	0	0	0	0	0	0	0	0			
Nov. 30	CIN	0	0	0	0	0.0	0.0	0	0	0	0	0	1	0	0	0	0	0	0			
Dec. 7	@DET	5	3	2	1	1.0	8.0	1	0	0	0	0	0	0	0	0	0	0	0			
Dec. 14	@CAR	0	0	0	0	0.0	0.0	0	0	0	0	0	0	0	0	0	0	0	0			
Dec. 21	GB	0	0	0	0	0.0	0.0	0	0	0	0	0	0	0	0	0	0	0	0			
Dec. 28	NO	2	2	0	2	0.0	0.0	0	0	0	0	0	0	0	0	0	0	0	0			
TOTALS		42	28	14	9	2.0	13.0	6	0	0	0	0	3	0	0	0	0	0	0			

2013

DATE	OPP	TACKLES							INTERCEPTIONS				FUMBLES			ST TACKLES						
		T	S	A	TFL	SK	YDS	QH	NO	YDS	LG	TD	PD	FF	FR	YDS	T	S	A			
Sept. 8	@NYJ								Inactive													
Sept. 15	NO								Inactive													
Sept. 22	@NE	1	0	1	0	0.0	0.0	0	0	0	0	0	0	0	0	0	0	0	0			
Sept. 29	ARI								Did Not Play													
Oct. 13	PHI								Inactive													
Oct. 20	@ATL	1	0	1	0	0.0	0.0	0	0	0	0	0	0	0	0	0	0	0	0			
Oct. 24	CAR	0	0	0	0	0.0	0.0	0	0	0	0	0	0	0	0	0	0	0	0			
Nov. 3	@SEA	2	1	1	0	0.0	0.0	0	0	0	0	0	0	0	0	0	0	0	0			
Nov. 11	MIA	1	0	1	0	0.5	4.0	1	0	0	0	0	0	0	0	0	0	0	0			
Nov. 17	ATL	2	1	1	0	0.0	0.0	0	0	0	0	0	0	0	0	0	0	0	0			
Nov. 24	@DET	1	1	0	0	0.0	0.0	1	0	0	0	0	0	0	0	0	0	0	0			
Dec. 1	@CAR	3	1	2	0	0.0	0.0	0	0	0	0	0	0	0	0	0	0	0	0			
Dec. 8	BUF	4	2	2	1	1.5	10.0	2	0	0	0	0	1	0	0	0	0	0	0			
Dec. 15	SF	8	5	3	1	0.0	0.0	0	0	0	0	2	0	0	0	0	0	0	0			
Dec. 22	@STL	6	3	3	1	0.0	0.0	0	0	0	0	0	0	0	0	0	0	0	0			
Dec. 29	@NO	1	0	1	0	0.0	0.0	0	0	0	0	0	0	0	0	0	0	0	0			
TOTALS		30	14	16	3	2.0	14.0	4	0	0	0	0	3	0	0	0	0	0	0			

#49 CAM GILL

OUTSIDE LINEBACKER
HT: 6-3 **WT:** 240
DOB: 12/3/97
NFL: 2ND YEAR
ACQ: FA, 2020
COLLEGE: WAGNER



ACQUIRED BY BUCS:

- X Signed by Tampa Bay as a college free agent on May 4, 2020.

AWARDS & ACCOLADES:

- X Super Bowl LV Champion.

CAREER HIGHLIGHTS:

- X Super Bowl LV Champion.
- X Has played in 17 regular season games, recording three tackles and five special teams tackles.
- X In Super Bowl LV against Kansas City (2/7), recorded a tackle, a half-sack and a forced fumble, as well as a special teams tackle. Gill is only the second undrafted rookie in NFL history to record at least a half-sack in a Super Bowl (also Green Bay S Frank Zombo, Super Bowl XLV).
- X Made NFL debut at Chicago (10/8/20).

2021 HIGHLIGHTS:

- X Made season debut against Miami (10/10), seeing time on special teams.
- X Played on special teams at Philadelphia (10/14).
- X Registered one special teams tackle against Chicago (10/24).
- X Saw time on special teams at New Orleans (10/31).
- X Notched a special teams tackle at Washington (11/14).

COLLEGE:

- X Played in 45 games at Wagner (2016-19), finishing his career as one of the most decorated players in program history, earning multiple FCS All-American honors and being selected as the Northeast Conference's Defensive Player of the Year in both his junior and senior seasons,

becoming the fifth player in league history to repeat as the top defensive player.

- X In his career, played in 45 games, with 35 starts, totaling 188 tackles (59 for loss), 36.0 sacks, eight forced fumbles, three fumble recoveries and one interception. His 36.0 career sacks established a new NEC record
 - X As a senior (2019), earned FCS All-American honors from STATS (first team), Hero Sports (second team), Associated Press (third team) and first-team All-Eastern College Athletic Conference selection after posting 60 tackles (20 for loss), 9.5 sacks, three forced fumbles and two fumble recoveries in 12 games. Also a finalist for the Buck Buchanan Award, given to the top FCS defensive player in the country.
 - X In 2018, as a junior, earned second-team FCS All-American honors from STATS and third-team distinction from the Associated press, while being named Defensive Player of the Year by both the ECAC and the NEC and finishing as a finalist for the Buck Buchanan Award. Started 10-of-11 games, registering 61 tackles (24 for loss), 13.5 sacks, three forced fumbles and one fumble recovery.
 - X Started all 11 games as a sophomore (2017), recording 53 tackles (13 for loss), 11.0 sacks and one forced fumble.
 - X As a true freshman (2016), played in 11 games, with two starts, notching 14 tackles (two for loss), 2.0 sacks, one forced fumble and one interception.
- ## PERSONAL/COMMUNITY:
- X Attended Chapel Hill High School (Douglasville, Georgia).
 - X In 2020, supported the Equal Justice Initiative as part of the NFL's My Cause, My Cleats initiative.

#14 CHRIS GODWIN

WIDE RECEIVER

HT: 6-1 WT: 209

DOB: 2/27/96

NFL: 5TH YEAR

ACQ: D3A, 2017

COLLEGE: PENN STATE



ACQUIRED BY BUCS:

- X Selected in the third round (84th overall) of the 2017 NFL Draft by the Buccaneers.

AWARDS & ACCOLADES:

- X Super Bowl LV Champion.
- X 2019 AP Second-Team All-Pro
- X 2019 Pro Bowl Selection
- X 2x NFC Offensive Player of the Week (Week 12, 2019; Week 17, 2017)

CAREER HIGHLIGHTS:

- X Has played in 67 regular season games, with 42 starts, totaling 301 receptions for 4,257 yards (14.1 avg.) with 28 receiving touchdowns. Also has two rushing attempts for 10 yards and one touchdown.
- X Has started four postseason contests, catching 16 passes for 232 yards and a touchdown. Also has one six-yard rush.
- X Godwin's 232 postseason receiving yards are the second-most in Buccaneers playoff history and the most in a single postseason in franchise history.
- X Ranks sixth in franchise history in receiving yards (4,257), tied for fifth in touchdown receptions (28), sixth in receptions (294) and tied for seventh in total touchdowns (28).
- X Since becoming a full-time starter in 2019, ranks sixth in the NFL in receiving yards per game (82.6 avg. - min. 20 GP) and has 20 touchdown receptions, tied for the 13th-most in the league.
- X Has 14 career 100-yard games in the regular season (three in 2021, one in 2020, six in 2019, three in 2018, one

in 2017), tied for the third-most such games in franchise history. Also has one 100-yard receiving game in the postseason.

- X Has five career games with multiple touchdown receptions (three in 2019, one in 2018), tied for the second-most such games in franchise history.
- X Since 2019, Godwin has posted four games with at least 100 receiving yards and multiple receiving touchdowns, tied for the most-such games in the NFL in that span (also Davante Adams, Mike Evans, Cooper Kupp and Tyler Lockett).
- X Ranked fourth in the NFL in receiving touchdowns (nine) and third in the league in receiving yards (1,333) in 2019, earning his first career Pro Bowl berth. his nine touchdown catches were then-tied for the fifth-most in a single season in team history while his 1,333 receiving yards ranked fourth and his 86 receptions were tied for third-most.
- X In 2019, Godwin and teammate Mike Evans became the first receivers in NFL history to each have three games with 150-plus receiving yards in a single season.



- X Posted a career-high 184 receiving yards at Atlanta (11/24/19), including a career-long 71-yard touchdown reception, helping him earn NFC Offensive Player of the Week honors.
- X Registered a career day at L.A. Rams (9/29/19), catching 12 passes for 172 yards and two touchdowns, establishing new career best marks for receptions and receiving yards in a single game, while registering his second career multi-touchdown game.
- X Had a career-best two touchdown catches against Atlanta (12/30/18), which he later matched at L.A. Rams (9/29/19), at New Orleans (10/6/19) and at Atlanta (11/24/19).
- X Caught a touchdown in four straight games (Week 17, 2017-Week 3, 2018), tying the then franchise record for most consecutive games with a touchdown catch.
- X Earned NFC Offensive Player of the Week against the New Orleans Saints (12/31/17), after catching seven passes for 111 yards and the game-winning touchdown with under a minute to play. It marked a career high in receptions, as well as his first career touchdown and first career 100-yard game.
- X Made first career start against N.Y. Jets (11/12/17).
- X Caught first career pass against Minnesota, an 18-yard reception (9/24/17).
- X Made NFL debut against Chicago (9/17/17).

2021 HIGHLIGHTS:

- X Leads the team in receptions (57 - tied for seventh-most in the NFL) and receiving yards (717 - 12th in the NFL).
- X In the season opener against Dallas (9/9), had a team-leading nine receptions for 105 yards (11.7 avg.) and one touchdown.



2019-21 NFL REC. YARDS PER GAME LEADERS (MIN. 20 GP)

Name (Current Team)	Yds/Gm.
1. Michael Thomas (NO)	94.0
2. Davante Adams (GB)	92.4
3. Justin Jefferson (MIN)	87.0
4. Stefon Diggs (BUF)	85.4
5. Julio Jones (TEN)	83.4
6. Travis Kelce (KC)	82.7
6. Chris Godwin (TB)	82.6
8. Tyreek Hill (KC)	80.8
9. Cooper Kupp (LAR)	79.9
10. DeAndre Hopkins (ARI)	78.4

- X Godwin's totals against Dallas gave him his 12th career regular season game with at least 100 receiving yards, eclipsing Joey Galloway and Keyshawn Johnson for the fifth-most such games in franchise history.
- X Against Atlanta (9/19), Godwin caught four passes for 62 yards and a touchdown.
- X Godwin now has 26 career regular season touchdown receptions, surpassing Mike Williams (25 from 2010-13) for seventh-most in team history.
- X Caught six passes for 74 yards (12.3 avg.) and had a two-yard rushing touchdown - the first of his career - at L.A. Rams (9/26).
- X Dating back to 2020, Godwin scored a touchdown in six consecutive regular season games, matching the longest streak in franchise history (also: Mike Evans, 2019-20; Earnest Graham, 2007).
- X At New England (10/3), caught three passes for 55 yards (18.3 avg.), including receptions on consecutive plays to help set up Tampa Bay's field goal on the final possession of the first half.
- X With his totals at New England, Godwin surpassed Keyshawn Johnson for the seventh-most receiving yards in franchise history.
- X Caught seven passes for 70 yards at Miami (10/10). With his totals, surpassed Vincent Jackson for the 10th-most reception in team history.
- X At Philadelphia (10/14), caught five passes for 43 yards.
- X With his totals against the Eagles, Godwin now surpassed Joey Galloway (3,912)

for the sixth-most receiving yards in franchise history.

- X Caught eight passes for 111 yards and one touchdown against Chicago (10/24).
- X At New Orleans (10/31), caught eight passes for 140 yards and one touchdown.
- X With his touchdown against the Saints, Godwin now has 28 career receiving touchdowns surpassing Mark Carrier (27) and tying Joey Galloway (28) for the fifth-most receiving touchdowns in franchise history. Godwin now has 29 career touchdowns from scrimmage (28 receiving, one rushing), surpassing Doug Martin and Warrick Dunn (28 each) while tying Cameron Brate and Joey Galloway for the sixth-most scrimmage touchdowns in team history.
- X Caught seven passes for 57 yards at Washington (11/14).
- X Godwin now has 301 career receptions, surpassing Keyshawn Johnson (298) for the sixth-most receptions in team history.

COLLEGE:

- X Played in 40 games, with 28 starts, catching 153 passes for 2,404 yards (15.7 avg.) and 18 touchdowns.
- X Ranks fourth in Penn State history in touchdown receptions (18) and receiving yards (2,404), while standing at seventh on the all-time reception list (153).
- X Recorded nine 100-yard receiving games (three in 2016, five in 2015 and against Boston College in the 2014 New Era Pinstripe Bowl) and five games with multiple touchdown catches (four in 2016, one in 2015).
- X Started all 14 games as a true junior (2016), catching 59 passes for 982 yards and 11 touchdowns. His 11 touchdown receptions were the second-most in a single season in Penn State history.



- X Earned All-Bowl team honors from NCAA.com, Sports Illustrated, Athlon Sports (second team) and Associated Press (honorable mention), while also being named to the ESPN.com Big Ten All-Bowl Team.
- X Named All-Big Ten by Pro Football Focus (second team) Phil Steele and Athlon Sports (third team) and the league's coaches (honorable mention).
- X In the Rose Bowl against USC, recorded a career-high and Penn State bowl record 187 receiving yards, the fourth-most in Rose Bowl history, while adding two touchdown catches, which tied the school's bowl game record.
- X During his sophomore season (2015), started 11-of-13 games caught 69 passes for 1,101 yards and five touchdowns. He became one of only three Penn State receivers to eclipse 1,000 receiving yards in a season (also Bobby Engram & Allen Robinson) and his 1,101 yards are the second-most in a single season in school history.
- X Named All-Big ten by the Big Ten media (second team) and coaches (third team), while earning second-team All-Big Ten honors from the Associated Press.
- X As a true freshman (2014), was named to the BTN.com Big Ten All-Freshman Team after playing in 13 games with three starts, catching 26 passes for 338 yards and two touchdowns.

2017 NFL DRAFT CLASS RECEIVING YARD LEADERS

Name (Current Team)	Yards
1. Cooper Kupp (LAR)	4,711
2. Chris Godwin (TB)	4,257
3. George Kittle (SF)	3,957
4. JuJu Smith-Schuster (PIT)	3,855
5. Kenny Golladay (NYG)	3,378

2017 NFL DRAFT CLASS RECEIVING TD LEADERS

Name (Current Team)	TD
1. Cooper Kupp (LAR)	34
2. Chris Godwin (TB)	28
2. JuJu Smith-Schuster (PIT)	26
4. Mike Williams (LAC)	23
5. Kenny Golladay (NYG)	21

- X Earned ESPN.com All-Bowl Team honors after catching seven passes for 140 yards and one touchdown against Boston College in the New Era Pinstripe Bowl.

PERSONAL:

- X Attended Middletown High School (Middletown, Delaware)
- X As a senior, set a Delaware prep record with 18 receiving touchdowns and was named Delaware Gatorade Player of the Year, as well as being named first-team all-state and first-team All-Blue Hen Conference.
- X Selected to play in the Under Armour All-American Game.
- X Son of Rod Sr. and Lisa Godwin.
- X Has a brother, Marcus, and two sisters, Sharhonda and Rian.
- X Born Rod Christopher Godwin on February 27, 1996 in Philadelphia, Pennsylvania.

COMMUNITY:

- X In 2020, supported his Team Godwin Foundation as part of the NFL's My Cause, My Cleats initiative.
- X In 2019, Godwin launched his foundation. The Team Godwin Foundation helps provide at-risk children and animals a second chance through advocacy and financial support.
- X Godwin sat in on bail and probation hearings at the Hillsborough County Courthouse on Tuesday to gain perspective on the criminal justice system.
- X As a response to COVID-19, Godwin invited Bucs fans to send him a tweet shouting out an unsung hero and rewarded first responders around the country.
- X In November 2019, launched the Team Godwin Foundation, an organization



designed to provide financial assistance to local shelter and rescue groups.

- X In December 2017, visited Lopez Elementary School in Seffner to present a \$10,000 Fuel Up to Play 60 Hometown Grant, an initiative developed by the NFL to provide grants to support physical activity and nutrition programs in school districts.
- X In December 2017, visited patients battling illness at All Children's Hospital in St. Petersburg to raise their spirits during the holidays.
- X In June 2017, toured MacDill Air Force Base to greet military servicemen and servicewomen and learn about the important role that the base plays in the Tampa community and beyond.
- X In June 2017, went go-karting with first-year members from Tampa Fire Rescue.

GODWIN'S CAREER STATISTICS

YEAR	TEAM	GP	GS	RECEIVING				RUSHING				LG	TD
				NO	YDS	AVG	LG	TD	ATT	YDS	AVG		
2017	Tampa Bay	16	2	34	525	15.4	70	1	0	0	-	-	0
2018	Tampa Bay	16	5	59	842	14.3	48	7	0	0	-	-	0
2019	Tampa Bay	14	14	86	1,333	15.5	71t	9	1	8	8.0	8	0
2020	Tampa Bay	12	12	65	840	12.9	47	7	0	0	-	-	0
2021	Tampa Bay	9	9	57	717	12.6	44	4	1	2	2.0	2t	1
NFL Totals		67	42	301	4,257	14.1	71t	28	2	10	5.0	8	1

YEAR	TEAM	GP	GS	Receiving				Rushing				LG	TD
				NO	YDS	AVG	LG	TD	ATT	YDS	AVG		
2020	Tampa Bay	4	4	16	232	14.5	52	1	0	0	-	-	0
NFL Totals		4	4	16	232	14.5	52	1	0	0	-	-	0

SINGLE-GAME HIGHS

Receptions: 12, at L.A. Rams, 9/29/19
Receiving Yards: 184, at Atlanta, 11/24/19
Receiving TDs: 2, four times, last at Atlanta, 11/24/19
Long Reception: 71t, at Atlanta, 11/24/19
 14 100-Yard Receiving Games (one postseason)

ADDITIONAL STATS

ST Tackles: 7 - 1 in 2018; 6 in 2017
ST Fumble Recoveries: 1 - 1 in 2017
Fumbles-Lost: 6-2 - 1-1 in 2021; 1-0 in 2020; 4-1 in 2018
Misc. Tackles: 14 - 1 in 2021; 2 in 2020; 6 in 2019; 4 in 2018; 1 in 2017

GODWIN'S GAME-BY-GAME STATISTICS

2021

DATE	OPP	NO	YDS	RECEIVING			TD	ATT	RUSHING			TD
				AVG	LG	LG			YDS	AVG	LG	
Sept. 9	DAL	9	105	11.7	24	1	0	0	-	-	0	
Sept. 19	ATL	4	62	15.5	26	1	0	0	-	-	0	
Sept. 26	@LAR	6	74	12.3	21	0	1	2	2.0	2t	1	
Oct. 3	@NE	3	55	18.3	28	0	0	0	-	-	0	
Oct. 10	MIA	7	70	10.0	18	0	0	0	-	-	0	
Oct. 14	@PHI	5	43	8.6	16	0	0	0	-	-	0	
Oct. 24	CHI	8	111	13.9	34	1	0	0	-	-	0	
Oct. 31	@NO	8	140	17.5	44	1	0	0	-	-	0	
Nov. 14	@WAS	7	57	8.1	15	0	0	0	-	-	0	
Nov. 22	NYG											
Nov. 28	@IND											
Dec. 5	@ATL											
Dec.12	BUF											
Dec. 19	NO											
Dec. 26	@CAR											
Jan. 2	@NYJ											
Jan. 9	CAR											
TOTALS		57	717	12.6	44	4	1	2	2.0	2t	1	

2020

DATE	OPP	NO	RECEIVING					RUSHING				
			YDS	AVG	LG	TD	ATT	YDS	AVG	LG	TD	
Sept. 13	@NO	6	79	13.2	29	0	0	0	-	-	0	
Sept. 20	CAR					Inactive						
Sept. 27	@DEN	5	64	12.8	30	1	0	0	-	-	0	
Oct. 4	LAC					Inactive						
Oct. 8	@CHI					Inactive						
Oct. 18	GB	5	48	9.6	25	0	0	0	-	-	0	
Oct. 25	@LV	9	88	9.8	23	1	0	0	-	-	0	
Nov. 2	@NYG					Inactive						
Nov. 8	NO	3	41	13.7	20	0	0	0	-	-	0	
Nov. 15	@CAR	6	92	15.3	31	0	0	0	-	-	0	
Nov. 23	LAR	7	53	7.6	13t	1	0	0	-	-	0	
Nov. 29	KC	8	97	12.1	44	0	0	0	-	-	0	
Dec. 13	MIN	2	25	12.5	16	0	0	0	-	-	0	
Dec. 20	@ATL	4	36	9.0	13	1	0	0	-	-	0	
Dec. 27	@DET	5	84	16.8	47	1	0	0	-	-	0	
Jan. 3	ATL	5	133	26.6	47	2	0	0	-	-	0	
TOTALS		65	840	12.9	47	7	0	0	-	-	0	
PLAYOFFS												
DATE	OPP	NO	YDS	AVG	LG	TD	ATT	YDS	AVG	LG	TD	
Jan. 9	@WAS	5	79	15.8	27t	1	0	0	-	-	0	
Jan. 17	@NO	4	34	8.5	13	0	0	0	-	-	0	
Jan. 24	@GB	5	110	22.0	52	0	0	0	-	-	0	
Feb. 7	KC	2	9	4.5	8	0	0	0	-	-	0	
TOTALS		16	232	14.5	52	1	0	0	-	-	0	

2019

DATE	OPP	NO	RECEIVING					RUSHING				
			YDS	AVG	LG	TD	ATT	YDS	AVG	LG	TD	
Sept. 8	SF	3	53	17.7	28	1	0	0	-	-	0	
Sept. 12	@CAR	8	121	15.1	24	1	0	0	-	-	0	
Sept. 22	NYG	3	40	13.3	20	0	0	0	-	-	0	
Sept. 29	@LAR	12	172	14.3	30	2	0	0	-	-	0	
Oct. 6	@NO	7	125	17.9	26t	2	0	0	-	-	0	
Oct. 13	CAR	10	151	15.1	26	0	0	0	-	-	0	
Oct. 27	@TEN	4	43	10.8	12	0	0	0	-	-	0	
Nov. 3	@SEA	7	61	8.7	18	0	1	8	8.0	8	0	
Nov. 10	ARI	6	74	12.3	49	0	0	0	-	-	0	
Nov. 17	NO	3	47	15.7	30t	1	0	0	-	-	0	
Nov. 24	@ATL	7	184	26.3	71t	2	0	0	-	-	0	
Dec. 1	@JAC	4	50	12.5	27	0	0	0	-	-	0	
Dec. 8	IND	7	91	13.0	28	0	0	0	-	-	0	
Dec. 15	@DET	5	121	24.2	51	0	0	0	-	-	0	
Dec. 21	HOU					Inactive						
Dec. 29	ATL					Inactive						
TOTALS		86	1,333	15.5	71t	9	1	8	8.0	8	0	

2018

DATE	OPP	NO	RECEIVING					RUSHING				
			YDS	AVG	LG	TD	ATT	YDS	AVG	LG	TD	
Sept. 9	@NO	3	41	13.7	16	1	0	0	-	-	0	
Sept. 16	PHI	5	56	11.2	17	1	0	0	-	-	0	
Sept. 24	PIT	5	74	14.8	20	1	0	0	-	-	0	
Sept. 30	@CHI	2	22	11.0	11	0	0	0	-	-	0	
Oct. 14	@ATL	6	56	9.3	14	1	0	0	-	-	0	
Oct. 21	CLE	5	59	11.8	23	0	0	0	-	-	0	
Oct. 28	@CIN	2	32	16.0	20	0	0	0	-	-	0	
Nov. 4	@CAR	2	40	20.0	25	0	0	0	-	-	0	
Nov. 11	WAS	7	103	14.7	20	0	0	0	-	-	0	
Nov. 18	@NYG	3	50	16.7	19	0	0	0	-	-	0	
Nov. 25	SF	4	42	10.5	15	0	0	0	-	-	0	
Dec. 2	CAR	5	101	20.2	48	1	0	0	-	-	0	
Dec. 9	NO	1	13	13.0	13	0	0	0	-	-	0	
Dec. 16	@BAL	0	0	-	-	0	0	0	-	-	0	
Dec. 23	@DAL	3	39	13.0	20	0	0	0	-	-	0	
Dec. 30	ATL	6	114	19.0	30t	2	0	0	-	-	0	
TOTALS		59	842	14.3	48	7	0	0	-	-	0	

2017		RECEIVING						RUSHING				
DATE	OPP	NO	YDS	AVG	LG	TD	ATT	YDS	AVG	LG	TD	
Sept. 17	CHI	0	0	-	-	0	0	0	-	-	0	
Sept. 24	@MIN	3	44	14.7	18	0	0	0	-	-	0	
Oct. 1	NYG	0	0	-	-	0	0	0	-	-	0	
Oct. 5	NE	1	8	8.0	8	0	0	0	-	-	0	
Oct. 15	@ARI	1	9	9.0	9	0	0	0	-	-	0	
Oct. 22	@BUF	1	5	5.0	5	0	0	0	-	-	0	
Oct. 29	CAR	1	8	8.0	8	0	0	0	-	-	0	
Nov. 5	@NO	1	9	9.0	9	0	0	0	-	-	0	
Nov. 12	NYJ	5	68	13.6	20	0	0	0	-	-	0	
Nov. 19	@MIA	2	38	19.0	24	0	0	0	-	-	0	
Nov. 26	@ATL	1	17	17.0	17	0	0	0	-	-	0	
Dec. 3	@GB	2	24	12.0	17	0	0	0	-	-	0	
Dec. 10	DET	5	68	13.6	19	0	0	0	-	-	0	
Dec. 18	ATL	1	18	18.0	18	0	0	0	-	-	0	
Dec. 24	@CAR	3	98	32.7	70	0	0	0	-	-	0	
Dec. 31	NO	7	111	15.9	39t	1	0	0	-	-	0	
TOTALS		34	525	15.4	70	1	0	0	-	-	0	

#87
ROB GRONKOWSKI
TIGHT END
HT: 6-6 WT: 265
DOB: 5/14/89
NFL: 11TH YEAR
ACQ: T (NE), 2020
COLLEGE: ARIZONA



ACQUIRED BY BUCS:

X Joined Tampa Bay on April 21, 2020 in a trade with the New England Patriots.

ORIGINALLY ENTERED NFL:

X Originally entered the NFL as a second-round pick (42nd overall) of the New England in the 2010 NFL Draft.


AWARDS & ACCOLADES:

- X 4x Super Bowl Champion (XLIX, LI, LIII, LV)
- X 5x Pro Bowl Selection (2011, 2012, 2014, 2015, 2017)
- X 4x Associated Press First-Team All-Pro Selection (2011, 2014, 2015, 2017)
- X 4x PFWA All-NFL Team Selection (2012, 2014, 2015, 2017)

- X 3x Sporting News All-Pro Selection (2011, 2014, 2015)
- X NFL 2010s All-Decade Team
- X 2x AFC Offensive Player of the Week (Week 14, 2011; Week 15, 2017)
- X 2x Pepsi Rookie Player of the Week (Weeks 14 & 17, 2010)
- X 2014 Comeback Player of the Year (Associated Press, PFWA & Sporting News)
- X MMQB All-Pro Selection (2014)
- X Pro Football Weekly All-NFL Selection (2011)
- X Sports Illustrated All-Pro Selection (2011)
- X USA Today All-Joe Team Selection (2010)

CAREER HIGHLIGHTS:

- X Played with the New England Patriots (2010-18) before joining Tampa Bay.
- X Has played in 135 career regular season games, with 120 starts, catching 582 passes for 8,668 yards (14.9 avg.) and 90 touchdowns. Also has one rushing touchdown.
- X Has started all 20 career postseason contests he has appeared in, catching 89 passes for 1,273 yards (14.3 avg.) and 14 touchdowns, helping the Patriots win three Super Bowls (XLIX, LI, LII) and five AFC Championships (2011, 2014, 2016, 2017, 2018), while also helping Tampa Bay secure the 2020 NFC Championship and a victory in Super Bowl LV.
- X Gronkowski has 29 receptions for 364 yards and five touchdowns in his Super Bowl career - ranking second in NFL history in each category, behind only Pro Football Hall of Famer Jerry Rice.
- X Gronkowski's 90 regular season receiving touchdowns are 13th-most in NFL history. Including the postseason, Gronkowski has 104 career receiving touchdowns - tied for the ninth-most in league history.
- X His 90 career receiving touchdowns are the third-most by a tight end in NFL history while his 8,668 career receiving yards are the sixth-most by a tight end in NFL history.
- X In 2011, established then new NFL single-season records for receiving touchdowns (18) and receiving yards (1,327) by a tight end and became the first tight end in NFL history to lead the conference in scoring, with 108 points.
- X Became the first tight end in NFL history with three consecutive seasons of 10 or more touchdown receptions (2010-12).
- X Has five seasons with 10 or more receiving touchdowns, the most by a tight end in NFL history.



NFL MOST TOUCHDOWN RECEPTIONS (TIGHT END - SINGLE SEASON)

Name (Team-Season)	TD
1. Rob Gronkowski (NE-2011)	17
2. Jimmy Graham (NO-2013)	16
3. Vernon Davis (SF-2013)	13
3. Vernon Davis (SF-2009)	13
3. Eric Ebron (IND-2018)	13
3. Tyler Eifert (CIN-2015)	13
3. Antonio Gates (SD-2004)	13

NFL MOST RECEIVING YARDS (TIGHT END - SINGLE SEASON)

Name (Team-Season)	Yards
1. Travis Kelce (KC-2020)	1,416
2. George Kittle (SF-2018)	1,377
3. Travis Kelce (KC-2018)	1,336
4. Rob Gronkowski (NE-2011)	1,327
5. Jimmy Graham (NO-2011)	1,310

- X Has led all NFL tight ends in receiving yards in four seasons, trailing only Tony Gonzalez (seven) and Shannon Sharpe (five) for the most seasons leading the league in receiving yards by a tight end.
- X The only tight end in NFL history to post three seasons with at least 1,000 receiving yards and 10 or more receiving touchdowns.
- X Has four career 1,000-yard receiving seasons, tied with Tony Gonzalez and Jason Witten for the second-most such seasons in NFL history (trailing Travis Kelce, five).
- X Set New England records for both overall touchdowns (80) and receiving touchdowns (79).
- X His 90 receiving touchdowns are the most in the NFL since 2010.
- X His 29 career 100-yard receiving games are the second-most by a tight end in NFL history. Including the postseason, he has 33 100-yard games - tied for the most by a tight end in NFL history.
- X His 19 career games with multiple receiving touchdowns are tied for the ninth-most in NFL history and rank second among tight ends. Including the postseason, he has 23 games with multiple receiving touchdowns - the sixth-most in NFL history and the most by a tight end.

- X Gronkowski and QB Tom Brady have connected on 88 touchdown passes, the third-most all-time and second-most between a quarterback and a tight end in NFL history, trailing only Philip Rivers and Antonio Gates (89), including the postseason, Gronkowski & Brady are tied for second in league history, with 100 touchdown connections.
- X Scored his 50th career touchdown in his 59th career game, joining Lance Alworth, Randy Moss, Jerry Rice and Andre Rison as the only players to score at least 50 touchdowns in their first five seasons.
- X Recorded 10 touchdown receptions as a rookie, the second-most by a tight end in NFL history, trailing only Mike Ditka (12).
- X Gronkowski's 14 career postseason touchdown receptions are the most by a tight end in NFL history the second-most in league history - trailing only Jerry Rice (22).
- X Gronkowski's 1,273 postseason receiving yards are the fifth-most in NFL history and the most by a tight end.
- X Gronkowski's 89 postseason receptions are the fourth-most in NFL history and the most by a tight end.
- X Gronkowski, has had two touchdown receptions in Super Bowls LII and LV, joining Jerry Rice as the only players in NFL history to have multiple Super Bowl performances with two-or-more touchdown receptions.
- X Gronkowski's 623 receiving yards in 2020 were the eighth-most by a tight end in a single season in Buccaneers history, while his seven receiving



touchdowns tied for the third-most by a tight end in a season in team history.

- X Has caught a career-high three touchdown passes in three separate regular season contests (11/14/10 at Pittsburgh; 10/26/14 against Chicago; 9/10/15 against Pittsburgh) and once in the postseason (1/14/12 against Denver).
- X Posted a career-best 168 receiving yards at Pittsburgh (12/17/17).
- X Registered a career-high 11 receptions against N.Y. Jets (10/25/15).
- X Caught first career postseason touchdown against Denver (1/14/11), finishing the game with 10 receptions for 145 yards and three touchdowns - all career postseason bests.
- X Started in postseason debut against N.Y. Jets (1/16/11), catching four passes for 65 yards.
- X Started in NFL debut, vs. Cincinnati (9/12/10), catching a one-yard touchdown pass.

2021 HIGHLIGHTS:

- X In the season opener against Dallas (9/9), caught eight passes for 90 yards and two touchdowns.
- X The two touchdown connections between Brady and Gronkowski brought their career total to 86, surpassing Steve Young and Jerry Rice (85) for the third-most regular season touchdown connections in NFL history.
- X Against Atlanta (9/19), had four receptions for 39 yards and two touchdowns.
- X Gronkowski tied the NFL record for consecutive games by a tight end (playoffs included) with multiple touchdown receptions (also Ben Coates, NE, 1994). Gronkowski is the first player at any position to accomplish that feat for Tampa Bay.

NFL MOST POSTSEASON RECEIVING TD

Name	TD
1. Jerry Rice*	22
2. Rob Gronkowski	14
3. John Stallworth*	12
4. Fred Biletnikoff*	10
4. Larry Fitzgerald	10
4. Antonio Freeman	10
4. Randy Moss*	10
4. Hines Ward	10

*Elected to Pro Football Hall of Fame

- X Gronkowski now has 90 career regular season touchdown receptions, eclipsing Don Maynard for the 13th-most in NFL history.
- X Including the postseason, Gronkowski now has 104 career touchdown receptions, surpassing Pro Football Hall of Famer Tim Brown (103) and tying Pro Football Hall of Famer Steve Largent for the ninth-most in NFL history.
- X Caught four passes for 55 yards at L.A. Rams (9/26).
- X Inactive Weeks 4-7 with a rib injury.
- X Returned to action at New Orleans (10/31).
- X Inactive at Washington (11/14).



- X Set new season records for Arizona tight ends in receptions, receiving yards and touchdowns as a sophomore.
- X Honors and Awards (2007): Freshman All-American selection by Sporting News and Rivals.com in 2007, TSN freshman All-Pac-10 Conference and honorable mention All-Pac-10 from the league's coaches.

COLLEGE:

- X In two seasons at Arizona, Gronkowski registered more receptions, receiving yards and touchdown catches than any other tight end in school history.
- X His 75 receptions and 1,197 yards surpassed previous career records held by Mark Keel.
- X Honors and Awards (2009): Named to the Watch Lists for the Maxwell Award (nation's most outstanding player), John Mackey Award (nation's most outstanding tight end), and the Rotary Lombardi Award.
- X Missed the entire 2009 season after undergoing back surgery.
- X Honors and Awards (2008): First-team All-Pac-10 Conference choice by the league's coaches and media, adding third-team All-American honors from the Associated Press, Named to the Watch List for the John Mackey Award, given annually to the nation's most outstanding tight end. Selected John Mackey Tight End of the Week twice (vs. Washington, at Oregon).

PERSONAL:

- X Born May 14, 1989, to Diane and Gordon Gronkowski.
- X Has four brothers, Gordie, Dan, Chris and Glenn.
- X His father Gordon owns a string of national fitness retail outlets and lettered as an offensive guard at Syracuse (1977-81).
- X Athleticism runs in the family, as brother Gordie was selected in the 49th round of the 2006 Major League Baseball draft by the Los Angeles Angels.
- X Dan played briefly for the Patriots in 2011 and several other teams after four-year career at Maryland (2005-08).
- X Chris, was a teammate of Dan's at Maryland before transferring to Arizona, where he was Rob's teammate, playing H-Back for the Wildcats (2008-09).

2010-21 NFL RECEIVING TD LEADERS

Name (Current Team)	TD
1. Rob Gronkowski (TB)	90
2. Antonio Brown (TB)	83
3. Jimmy Graham (CHI)	82
4. Dez Bryant (Free Agent)	75
5. Mike Evans (TB)	70

MOST TD CONNECTIONS (REGULAR SEASON-NFL HISTORY)

QB-Player	TD
1. P. Manning-WR M. Harrison	112
2. P. Rivers-TE A. Gates	89
3. T. Brady-TE R. Gronkowski	88
4. S. Young-WR J. Rice	85
5. D. Marino-WR M. Clayton	79

X Glenn joined the Buffalo Bills as a rookie free agent in 2016 and played in one game. He also spent time on the New England practice squad and went to training camp with the team in 2017.

X His great-grandfather, Ignatius Gronkowski, was a member of the 1924 U.S. Olympic cycling team in Paris.

X Attended Williamsville North High School (N.Y.) for three years before moving to Pittsburgh, and enrolling at Woodland Hills High School, where he played tight end and defensive end.

X Earned University of Arizona Student-Athlete of the Month honors for April, 2008 as a pre-business major.



X In 2020, supported his Gronk Nation Youth Foundation as part of the NFL's My Cause, My Cleats initiative.

X The Gronk Nation Youth Foundation helped replace the athletic shed that was lost in a recent fire at Blake High School in the summer of 2020.

GRONKOWSKI CAREER STATISTICS

YEAR	TEAM	GP	GS	RECEIVING				RUSHING					
				NO	YDS	AVG	LG	TD	ATT	YDS	AVG	LG	TD
2010	New England	16	11	42	546	13.0	28	10	0	0	-	-	0
2011	New England	16	16	90	1,327	14.7	52t	17	1	2	2	2t	1
2012	New England	11	11	55	790	14.4	41	11	0	0	-	-	0
2013	New England	7	6	39	592	15.2	50	4	0	0	-	-	0
2014	New England	15	10	82	1,124	13.7	46t	12	0	0	-	-	0
2015	New England	15	15	72	1,176	16.3	76t	11	0	0	-	-	0
2016	New England	8	6	25	540	21.6	53t	3	0	0	-	-	0
2017	New England	14	14	69	1,084	15.7	53t	8	0	0	-	-	0
2018	New England	13	11	47	682	14.5	42	3	0	0	-	-	0
2020	Tampa Bay	16	16	45	623	13.8	48	7	0	0	-	-	0
2021	Tampa Bay	4	4	16	184	11.5	26	4	0	0	-	-	0
NFL Totals		135	120	582	8,668	14.9	76t	90	1	2	2.0	2t	1

YEAR	TEAM	GP	GS	RECEIVING				RUSHING					
				NO	YDS	AVG	LG	TD	ATT	YDS	AVG	LG	TD
2010	New England	1	1	4	65	16.3	37	0	0	0	-	-	0
2011	New England	3	3	17	258	15.2	28	3	0	0	-	-	0
2012	New England	1	1	0	0	-	-	0	0	0	-	-	0
2014	New England	3	3	16	204	12.8	46	3	0	0	-	-	0
2015	New England	2	2	15	227	15.1	40	3	0	0	-	-	0
2017	New England	3	3	16	218	13.6	27	3	0	0	-	-	0
2018	New England	3	3	13	191	14.7	29	0	0	0	-	-	0
2020	Tampa Bay	4	4	8	110	13.8	29	2	0	0	-	-	0
NFL Totals		20	20	89	1,273	14.3	46	14	0	0	-	-	0

SINGLE-GAME HIGHS

Receptions: 11, vs. N.Y. Jets, 10/25/15 (w/New England)
Receiving Yards: 168, vs. Pittsburgh, 12/17/17 (w/New England)
Receiving TDs: 3, four times, last vs. Pittsburgh, 9/10/15 (w/New England)
Postseason Receptions: 10, vs. Denver, 1/14/12 (w/New England)
Postseason Receiving Yards: 145, vs. Denver, 1/14/12 (w/New England)
Postseason Receiving TDs: 3, Denver, 1/14/12 (w/New England)

ADDITIONAL STATS

Kick Returns: 3 for 16 yards - 1 for 11 yards (at Miami, 9/12/11); 1 for 0 yards vs. Denver, 10/7/12; 1 for 5 yards at Indianapolis, 10/18/15)
Pass Defensed: 1 vs. Houston (9/24/17)
Misc. Tackles: 7 - 1 in 2020; 1 in 2018; 1 in 2015; 1 in 2013; 1 in 2012; 2 in 2011
Fumbles-Lost: 5-3 - 1-0 in 2020; 1-1 in 2018; 1-0 in 2017; 1-1 in 2012; 1-1 in 2010

GRONKOWSKI'S GAME-BY-GAME STATISTICS

2021												
DATE	OPP	NO	RECEIVING				TD	ATT	RUSHING			
			YDS	AVG	LG	YDS			AVG	LG	TD	
Sept. 9	DAL	8	90	11.3	20	2	0	0	-	-	0	
Sept. 19	ATL	4	39	9.8	20t	2	0	0	-	-	0	
Sept. 26	@LAR	4	55	13.8	26	0	0	0	-	-	0	
Oct. 3	@NE					Inactive						
Oct. 10	MIA					Inactive						
Oct. 14	@PHI					Inactive						
Oct. 24	CHI					Inactive						
Oct. 31	@NO	0	0	-	-	0	0	0	0	0	0	
Nov. 14	@WAS					Inactive						
Nov. 22	NYG											
Nov. 28	@IND											
Dec. 5	@ATL											
Dec.12	BUF											
Dec. 19	NO											
Dec. 26	@CAR											
Jan. 2	@NYJ											
Jan. 9	CAR											
TOTALS		16	184	11.5	26	4	0	0	-	-	0	

2020												
DATE	OPP	NO	RECEIVING				TD	ATT	RUSHING			
			YDS	AVG	LG	YDS			AVG	LG	TD	
Sept. 13	@NO	2	11	5.5	9	0	0	0	-	-	0	
Sept. 20	CAR	0	0	-	-	0	0	0	-	-	0	
Sept. 27	@DEN	6	48	8.0	10	0	0	0	-	-	0	
Oct. 4	LAC	1	29	29.0	29	0	0	0	-	-	0	
Oct. 8	@CHI	3	52	17.3	23	0	0	0	-	-	0	
Oct. 18	GB	5	78	15.6	31	1	0	0	-	-	0	
Oct. 25	@LV	5	62	12.4	26	1	0	0	-	-	0	
Nov. 2	@NYG	4	41	10.3	18	1	0	0	-	-	0	
Nov. 8	NO	1	2	2.0	2	0	0	0	-	-	0	
Nov. 15	@CAR	2	51	25.5	44	1	0	0	-	-	0	
Nov. 23	LAR	2	25	12.5	16	0	0	0	-	-	0	
Nov. 29	KC	6	106	17.7	48	0	0	0	-	-	0	
Dec. 13	MIN	1	2	2.0	2t	1	0	0	-	-	0	
Dec. 20	@ATL	3	29	9.7	17	0	0	0	-	-	0	
Dec. 27	@DET	2	58	29.0	33t	2	0	0	-	-	0	
Jan. 3	ATL	2	29	14.5	18	0	0	0	-	-	0	
TOTALS		45	623	13.8	48	7	0	0	-	-	0	
PLAYOFFS												
DATE	OPP	NO	YDS	AVG	LG	TD	ATT	YDS	AVG	LG	TD	
Jan. 9	@WAS	0	0	-	-	0	0	0	-	-	0	
Jan. 17	@NO	1	14	14.0	14	0	0	0	-	-	0	
Jan. 24	@GB	1	29	29.0	29	0	0	0	-	-	0	
Feb. 7	KC	6	67	11.2	25	2	0	0	-	-	0	
TOTALS		8	110	13.8	29	2	0	0	-	-	0	

2018 (W/NEW ENGLAND)**RECEIVING****RUSHING**

DATE	OPP	NO	YDS	AVG	LG	TD	ATT	YDS	AVG	LG	TD
Sept. 9	HOU	7	123	17.6	30	1	0	0	0	0	0
Sept. 16	@JAC	2	15	7.5	9	0	0	0	0	0	0
Sept. 23	@DET	4	51	12.8	19	0	0	0	0	0	0
Sept. 30	MIA	4	44	11.0	14	0	0	0	0	0	0
Oct. 4	IND	6	75	12.5	19	0	0	0	0	0	0
Oct. 14	KC	3	97	32.3	42	0	0	0	0	0	0
Oct. 21	@CHI					Inactive					
Oct. 29	@BUF	3	43	14.3	22	0	0	0	0	0	0
Nov. 4	GB					Inactive					
Nov. 11	TEN					Inactive					
Nov. 25	@NYJ	3	56	18.7	34	1	0	0	0	0	0
Dec. 2	MIN	3	26	8.7	15	0	0	0	0	0	0
Dec. 9	@MIA	8	107	13.4	17	1	0	0	0	0	0
Dec. 16	@PIT	2	21	10.5	13	0	0	0	0	0	0
Dec. 23	BUF	0	0	-	-	0	0	0	0	0	0
Dec. 30	NYJ	2	24	12	14	0	0	0	0	0	0
TOTALS		47	682	14.5	42	3	0	0	-	-	0
PLAYOFFS											
DATE	OPP	NO	YDS	AVG	LG	TD	ATT	YDS	AVG	LG	TD
Jan. 13	LAC	1	25	25.0	25	0	0	0	0	0	0
Jan. 20	@KC	6	79	13.2	25	0	0	0	0	0	0
Feb. 3	LAR	6	87	14.5	29	0	0	0	0	0	0
TOTALS		13	191	14.7	29	0	0	0	0	0	0

2017 (W/NEW ENGLAND)**RECEIVING****RUSHING**

DATE	OPP	NO	YDS	AVG	LG	TD	ATT	YDS	AVG	LG	TD
Sept. 7	KC	2	33	16.5	17	0	0	0	0	0	0
Sept. 17	@NO	6	116	19.3	53	1	0	0	0	0	0
Sept. 24	HOU	8	89	11.1	22	1	0	0	0	0	0
Oct. 1	CAR	4	80	20.0	43	0	0	0	0	0	0
Oct. 5	@TB					Inactive					
Oct. 15	@NYJ	6	83	13.8	33	2	0	0	0	0	0
Oct. 22	ATL	3	51	17.0	27	0	0	0	0	0	0
Oct. 29	LAC	5	57	11.4	26	1	0	0	0	0	0
Nov. 12	@DEN					Inactive					
Nov. 19	@OAK	4	74	18.5	26	0	0	0	0	0	0
Nov. 26	MIA	3	37	12.3	14	0	0	0	0	0	0
Dec. 3	@BUF	5	82	16.4	21	2	0	0	0	0	0
Dec. 11	@MIA	9	147	16.3	30	0	0	0	0	0	0
Dec. 17	@PIT					Inactive					
Dec. 24	BUF	9	168	18.7	31	0	0	0	0	0	0
Dec. 31	NYJ	5	67	13.4	18	1	0	0	0	0	0
TOTALS		69	1,084	15.7	43	8	0	0	-	-	0
PLAYOFFS											
DATE	OPP	NO	YDS	AVG	LG	TD	ATT	YDS	AVG	LG	TD
Jan. 13	TEN	6	81	13.5	27	1	0	0	0	0	0
Jan. 21	JAC	1	21	21	21	0	0	0	0	0	0
Feb. 4	PHI	9	116	12.9	25	2	0	0	0	0	0
TOTALS		16	218	13.6	27	3	0	0	0	0	0

2016 (W/NEW ENGLAND)**RECEIVING****RUSHING**

DATE	OPP	NO	YDS	AVG	LG	TD	ATT	YDS	AVG	LG	TD
Sept. 11	@ARI					Inactive					
Sept. 18	MIA					Inactive					
Sept. 22	HOU					Inactive					
Oct. 2	BUF	1	11	11	11	0	0	0	0	0	0
Oct. 9	@CLE	5	109	21.8	37	0	0	0	0	0	0
Oct. 16	CIN	7	162	23.1	38	1	0	0	0	0	0
Oct. 23	@PIT	4	93	23.3	37	1	0	0	0	0	0
Oct. 30	@BUF	5	109	21.8	53	1	0	0	0	0	0
Nov. 13	SEA	3	56	18.7	26	0	0	0	0	0	0
Nov. 20	@SF					Inactive					
Nov. 27	@NYJ	0	0	0	0	0	0	0	0	0	0
Dec. 4	LAR					Injured Reserve					
Dec. 12	BAL					Injured Reserve					
Dec. 18	@DEN					Injured Reserve					
Dec. 24	NYJ					Injured Reserve					
Jan. 1	@MIA					Injured Reserve					
TOTALS		25	540	21.6	53	3	0	0	-	-	0
PLAYOFFS											
DATE	OPP	NO	YDS	AVG	LG	TD	ATT	YDS	AVG	LG	TD
Jan. 14	HOU					Injured Reserve					
Jan. 22	PIT					Injured Reserve					
Feb. 5	ATL					Injured Reserve					
TOTALS		0	0	0.0	0	0	0	0	0	0	0

2015 (W/NEW ENGLAND)**RECEIVING****RUSHING**

DATE	OPP	NO	YDS	AVG	LG	TD	ATT	YDS	AVG	LG	TD
Sept. 10	PIT	5	94	18.8	52	3	0	0	0	0	0
Sept. 20	@BUF	7	113	16.1	36	1	0	0	0	0	0
Sept. 27	JAC	4	101	25.3	43	0	0	0	0	0	0
Oct. 11	@DAL	4	67	16.8	33	0	0	0	0	0	0
Oct. 18	@IND	3	50	16.7	25	1	0	0	0	0	0
Oct. 25	NYJ	11	108	9.8	26	1	0	0	0	0	0
Oct. 29	MIA	6	113	18.8	47	1	0	0	0	0	0
Nov. 8	WAS	4	47	11.8	15	0	0	0	0	0	0
Nov. 15	@NYG	5	113	22.6	76	1	0	0	0	0	0
Nov. 23	BUF	2	37	18.5	27	0	0	0	0	0	0
Nov. 29	@DEN	6	88	14.7	23	1	0	0	0	0	0
Dec. 6	PHI					Inactive					
Dec. 13	@HOU	4	87	21.8	45	1	0	0	0	0	0
Dec. 20	TEN	5	54	10.8	15	1	0	0	0	0	0
Dec. 27	@NYJ	4	86	21.5	30	0	0	0	0	0	0
Jan. 3	@MIA	2	18	9.0	12	0	0	0	0	0	0
TOTALS		72	1,176	16.3	76	11	0	0	-	-	0
PLAYOFFS											
DATE	OPP	NO	YDS	AVG	LG	TD	ATT	YDS	AVG	LG	TD
Jan. 16	KC	7	83	11.9	32	2	0	0	0	0	0
Jan. 24	@DEN	8	144	18.0	40	1	0	0	0	0	0
TOTALS		15	227	15.1	40	3	0	0	0	0	0

2014 (W/NEW ENGLAND)**RECEIVING****RUSHING**

DATE	OPP	NO	YDS	AVG	LG	TD	ATT	YDS	AVG	LG	TD
Sept. 7	@MIA	4	40	10.0	18	1	0	0	0	0	0
Sept. 14	@MIN	4	32	8.0	11	0	0	0	0	0	0
Sept. 21	OAK	3	44	14.7	22	1	0	0	0	0	0
Sept. 29	@KC	2	31	15.5	18	1	0	0	0	0	0
Oct. 5	CIN	6	100	16.7	27	1	0	0	0	0	0
Oct. 12	@BUF	7	94	13.4	33	0	0	0	0	0	0
Oct. 16	NYJ	5	68	13.6	24	0	0	0	0	0	0
Oct. 26	CHI	9	149	16.6	46	3	0	0	0	0	0
Nov. 2	DEN	9	105	11.7	20	1	0	0	0	0	0
Nov. 16	@IND	4	71	17.8	26	1	0	0	0	0	0
Nov. 23	DET	5	78	15.6	24	0	0	0	0	0	0
Nov. 30	@GB	7	98	14.0	29	0	0	0	0	0	0
Dec. 7	@SD	8	87	10.9	35	1	0	0	0	0	0
Dec. 14	MIA	3	96	32	35	1	0	0	0	0	0
Dec. 21	@NYJ	6	31	5.2	10	1	0	0	0	0	0
Dec. 28	BUF					Inactive					
TOTALS		82	1,124	13.7	46	12	0	0	-	-	0
PLAYOFFS											
DATE	OPP	NO	YDS	AVG	LG	TD	ATT	YDS	AVG	LG	TD
Jan. 10	BAL	7	108	15.4	46	1	0	0	0	0	0
Jan. 18	IND	3	28	9.3	16	1	0	0	0	0	0
Feb. 1	SEA	6	68	11.3	22	1	0	0	0	0	0
TOTALS		16	204	12.8	46	3	0	0	0	0	0

2013 (W/NEW ENGLAND)**RECEIVING****RUSHING**

DATE	OPP	NO	YDS	AVG	LG	TD	ATT	YDS	AVG	LG	TD
Sept. 8	@BUF					Inactive					
Sept. 12	NYJ					Inactive					
Sept. 22	TB					Inactive					
Sept. 29	@ATL					Inactive					
Oct. 6	@CIN					Inactive					
Oct. 13	NO					Inactive					
Oct. 20	NYJ	8	114	14.3	30	0	0	0	0	0	0
Oct. 27	MIA	2	27	13.5	23	0	0	0	0	0	0
Nov. 3	PIT	9	143	15.9	34	1	0	0	0	0	0
Nov. 18	@CAR	5	59	11.8	23	1	0	0	0	0	0
Nov. 24	DEN	7	90	12.9	33	1	0	0	0	0	0
Dec. 1	@HOU	6	127	21.2	50	1	0	0	0	0	0
Dec. 8	CLE	2	32	16.0	21	0	0	0	0	0	0
Dec. 15	@MIA					Injured Reserve					
Dec. 22	@BAL					Injured Reserve					
Dec. 29	BUF					Injured Reserve					
TOTALS		39	592	15.2	50	4	0	0	-	-	0
PLAYOFFS											
DATE	OPP	NO	YDS	AVG	LG	TD	ATT	YDS	AVG	LG	TD
Jan. 11	IND					Injured Reserve					
Jan. 19	@DEN					Injured Reserve					
TOTALS		0	0	0.0	0	0	0	0	-	-	0

2012 (W/NEW ENGLAND)**RECEIVING****RUSHING**

DATE	OPP	NO	YDS	AVG	LG	TD	ATT	YDS	AVG	LG	TD
Sept. 9	@TEN	6	60	10.0	28	1	0	0	0	0	0
Sept. 16	ARI	6	75	12.5	22	1	0	0	0	0	0
Sept. 23	@BAL	2	21	10.5	12	0	0	0	0	0	0
Sept. 30	@BUF	5	104	20.8	41	1	0	0	0	0	0
Oct. 7	DEN	4	35	8.8	13	0	0	0	0	0	0
Oct. 14	@SEA	6	61	10.2	20	0	0	0	0	0	0
Oct. 21	NYJ	6	78	13.0	19	2	0	0	0	0	0
Oct. 28	@STL	8	146	18.3	32	2	0	0	0	0	0
Nov. 11	BUF	3	31	10.3	24	1	0	0	0	0	0
Nov. 18	IND	7	137	19.6	36	2	0	0	0	0	0
Nov. 22	@NYJ					Inactive					
Dec. 2	@MIA					Inactive					
Dec. 10	HOU					Inactive					
Dec. 16	SF					Inactive					
Dec. 23	@JAC					Inactive					
Dec. 30	MIA	2	42	21	23	1	0	0	0	0	0
TOTALS		55	790	14.4	41	11	0	0	-	-	0
PLAYOFFS											
DATE	OPP	NO	YDS	AVG	LG	TD	ATT	YDS	AVG	LG	TD
Jan. 13	HOU					Inactive					
Jan. 20	BAL					Inactive					
TOTALS		0	0	0.0	0	0	0	0	-	-	0

2011 (W/NEW ENGLAND)**RECEIVING****RUSHING**

DATE	OPP	NO	YDS	AVG	LG	TD	ATT	YDS	AVG	LG	TD
Sept. 12	@MIA	6	86	14.3	23	1	0	0	0	0	0
Sept. 18	SD	4	86	21.5	30	2	0	0	0	0	0
Sept. 25	@BUF	7	109	15.6	29	2	0	0	0	0	0
Oct. 2	@OAK	1	15	15.0	15	0	0	0	0	0	0
Oct. 9	NYJ	4	31	7.8	17	0	0	0	0	0	0
Oct. 16	DAL	7	74	10.6	20	0	0	0	0	0	0
Oct. 30	@PIT	7	94	13.4	23	0	0	0	0	0	0
Nov. 6	NYG	8	101	12.6	27	1	0	0	0	0	0
Nov. 13	@NYJ	8	113	14.1	23	2	0	0	0	0	0
Nov. 21	KC	4	96	24.0	52	2	0	0	0	0	0
Nov. 27	@PHI	4	59	14.8	24	1	0	0	0	0	0
Dec. 4	IND	5	64	12.8	21	2	1	2	2	2	1
Dec. 11	@WAS	6	160	26.7	50	2	0	0	0	0	0
Dec. 18	@DEN	4	53	13.3	38	0	0	0	0	0	0
Dec. 24	MIA	7	78	11.1	22	0	0	0	0	0	0
Jan. 1	BUF	8	108	13.5	22	2	0	0	0	0	0
TOTALS		90	1,327	14.7	52	17	1	2	-	-	1
PLAYOFFS											
DATE	OPP	NO	YDS	AVG	LG	TD	ATT	YDS	AVG	LG	TD
Jan. 14	DEN	10	145	14.5	28	3	0	0	0	0	0
Jan. 22	BAL	5	87	17.4	23	0	0	0	0	0	0
Feb. 5	NYG	2	26	13.0	20	0	0	0	0	0	0
TOTALS		17	258	15.2	28	3	0	0	-	-	0

2010 (W/NEW ENGLAND)			RECEIVING				RUSHING					
DATE	OPP	NO	YDS	AVG	LG	TD	ATT	YDS	AVG	LG	TD	
Sept. 12	CIN	1	1	1.0	1	1	0	0	0	0	0	
Sept. 19	@NYJ	1	14	14.0	14	0	0	0	0	0	0	
Sept. 26	BUF	3	43	14.3	21	1	0	0	0	0	0	
Oct. 4	@MIA	1	4	4.0	4	0	0	0	0	0	0	
Oct. 17	BAL	1	24	24.0	24	0	0	0	0	0	0	
Oct. 124	@SD	2	10	5.0	9	1	0	0	0	0	0	
Oct. 31	MIN	1	5	5.0	5	0	0	0	0	0	0	
Nov. 7	@CLE	4	47	11.8	22	0	0	0	0	0	0	
Nov. 14	@PIT	5	72	14.4	25	3	0	0	0	0	0	
Nov. 21	IND	1	25	25.0	25	0	0	0	0	0	0	
Nov. 25	@DET	5	65	13.0	26	0	0	0	0	0	0	
Dec. 6	NYJ	1	12	12.0	12	0	0	0	0	0	0	
Dec. 12	@CHI	5	43	8.6	15	1	0	0	0	0	0	
Dec. 19	GB	1	25	25.0	25	0	0	0	0	0	0	
Dec. 26	@BUF	4	54	13.5	23	2	0	0	0	0	0	
Jan. 2	MIA	6	102	17.0	28	1	0	0	0	0	0	
TOTALS		42	546	13.0	28	10	0	0	0	0	0	
PLAYOFFS												
DATE	OPP	NO	YDS	AVG	LG	TD	ATT	YDS	AVG	LG	TD	
Jan. 16	NYJ	4	65	16.3	37	0	0	0	0	0	0	
TOTALS		4	65	16.3	37	0	0	0	-	-	0	

#70
ROBERT HAINSEY
OFFENSIVE LINE
HT: 6-4 WT: 306
DOB: 8/12/98
NFL: ROOKIE
ACQ: D3, 2021
COLLEGE: NOTRE DAME



ACQUIRED BY BUCS:

- X Selected in the third round (95th overall) of the 2021 NFL Draft by the Buccaneers.

2021 HIGHLIGHTS:

- X Did not play in Weeks 1-4, 6-8, 10.
- X Made NFL debut against Miami (10/10), seeing 12 snaps in relief.

COLLEGE:

- X Started 34-of-46 games at Notre Dame (2017-20).
- X As a senior in 2020, was named Team Captain, Senior Class first-team All-American and second-team All-ACC, while finishing as a finalist for the Senior CLASS Award and was part of an offensive line that finished as a finalist for the Joe Moore Award, given annually to the Most Outstanding Offensive Line Unit.


- X Started all 12 games in 2020, en route to the Fighting Irish's berth in the College Football Playoff.
- X In 2019, started the first eight games of the season before suffering a season-ending injury. Named team captain, Notre Dame Offensive Lineman of the Year and was part of the offensive line named to the Joe Moore Award Midseason Honor Roll.
- X Started all 13 games as a sophomore in 2018.
- X As a freshman (2017), saw action in all 13 games, with one start, as part of the Notre Dame offensive line that won the Joe Moore Award. The Fighting Irish offense ranked seventh in the FBS in rushing yards per game (269.3 avg.), establishing school records for rushing yards (3,503) and yards per carry (6.3 avg.).
- X Majored in finance.

PERSONAL:

X Attended IMG Academy (Bradenton, Florida).

X Named 2016 American Family Insurance first-team All-USA Virginia.

X Selected to participate in 2016 Under Armour All-American Game in St. Petersburg, Florida.



#80
O.J. HOWARD
TIGHT END
HT: 6-6 WT: 251
DOB: 11/19/94
NFL: 5TH YEAR
ACQ: D1, 2017
COLLEGE: ALABAMA



ACQUIRED BY BUCS:

X Selected in the first round (19th overall) of the 2017 NFL Draft by the Buccaneers.

AWARDS & ACCOLADES:

X Super Bowl LV Champion.

CAREER HIGHLIGHTS:

X Has started 43-of-51 career games, catching 118 passes for 1,727 yards (14.6 avg.) and 15 touchdowns.

X Caught Tom Brady's first touchdown pass as a Buccaneer.

X Recorded a career-long 75-yard touchdown catch against Philadelphia (9/16/18), the fourth-longest catch by a tight end in team history.

X Caught six touchdowns as a rookie, tied for the second-most among rookies and the fourth-most ever by a Buccaneers rookie.

X Had career highs in receptions (six), receiving yards (98) and receiving touchdowns (two) at Buffalo (10/22/17).

X Recorded a 58-yard touchdown catch against N.Y. Giants (10/1/17), the longest touchdown reception by a rookie since 2012 (Doug Martin, 64 yards at Minnesota, 10/25/12) and then the then fourth-longest touchdown reception by a tight end in team history.

X Made first career start NFL debut against Chicago (9/17/17).

2021 HIGHLIGHTS:

X Played in a reserve role against Dallas (9/9).

X Against Atlanta (9/19), caught one pass for 21 yards on the Buccaneers' final drive of the first half, helping set up a Buccaneers touchdown.

X Had one catch for 11 yards at L.A. Rams (9/26).

X Helped block for a Buccaneers rushing attack that totaled 119 yards in a win at New England (10/3).

X Against Miami (10/10), caught two passes for 19 yards.

X Caught first touchdown pass of the season at Philadelphia (10/14), finishing the game with six catches for 49 yards - the six receptions matching a career high.

X Had one reception for nine yards against Chicago (10/24).

X At New Orleans (10/31), caught two passes for 16 yards.



COLLEGE:

- X Played in 57 games, with 37 starts, including 28 of the final 30 of his collegiate career.
- X Finished his career with 114 receptions for 1,726 yards and seven touchdowns.
- X In two College Football Playoff National Championship Games against Clemson, totaled nine receptions for 314 yards and three touchdowns.
- X A first-team All-American selection by Pro Football Focus and a third-team selection by the Associated Press, as a senior (2016), Howard started 13-of-15 games, recording 45 catches for 595 yards and three touchdowns.
- X Earned second-team All-SEC honors from both the league's coaches and the AP
- X Was one of three finalists for the John Mackey Award, given annually to the nation's best tight end.
- X Started all 15 games as a junior (2015), catching 38 passes for 602 yards (15.8 avg.).
- X Named MVP of the National Championship Game against Clemson (1/11/16) after catching five passes for 208 yards and two touchdowns. His 208 receiving yards were the most in a bowl game by any player in Alabama history and the most by any player in a National Championship Game.
- X Played in 14 games, with three starts, as a sophomore (2014), catching 17 passes for 260 yards.
- X As a true freshman (2013), played in 13 games, with six starts, totaling 269 yards and two touchdowns on just 14 catches, averaging a team-leading 19.2 yards per catch.

PERSONAL:

- X Attended Autauga Academy (Prattville, Alabama)
- X Participated in the 2013 Under Armour All-America Game.
- X Top tight end prospect in the country, rated as a five-star prospect and the No. 7 prospect nationally in the Rivals 100.
- X Born O'Terrius Jabari Howard on November 19, 1994.



COMMUNITY:

- X Howard teamed up with teammates to help donate weekly meals from local businesses to Metropolitan Ministries, helping feed those in need during COVID-19.
- X In December 2017, visited Lopez Elementary School in Seffner to present a \$10,000 Fuel Up to Play 60 Hometown Grant, an initiative developed by the NFL to provide grants to support physical activity and nutrition programs in school districts.
- X In December 2017, visited patients battling illness at All Children's Hospital in St. Petersburg to raise their spirits during the holidays.
- X In June 2017, toured MacDill Air Force Base to greet military servicemen and servicewomen and learn about the important role that the base plays in the Tampa community and beyond.
- X Served as a special guest at the annual "Sneaker Soiree" fundraiser for the Tampa Bay Sports Commission in June 2017.
- X In June 2017, went go-karting with first-year members from Tampa Fire Rescue.

HOWARD'S CAREER STATISTICS

YEAR	TEAM	GP	GS	RECEIVING			RUSHING						
				NO	YDS	AVG	LG	TD	ATT	YDS	AVG	LG	TD
2017	Tampa Bay	14	14	26	435	16.7	58t	6	0	0	-	-	0
2018	Tampa Bay	10	8	34	565	16.6	75t	5	0	0	-	-	0
2019	Tampa Bay	14	14	34	459	13.5	33	1	0	0	-	-	0
2020	Tampa Bay	4	1	11	96	13.3	33	2	0	0	-	-	0
2021	Tampa Bay	9	6	13	125	9.6	21	1	0	0	-	-	0
NFL Totals		51	43	118	1,727	14.6	75t	15	0	0	-	-	0

SINGLE-GAME HIGHS

Receptions: 6, three times, last at Philadelphia, 10/14/21
Receiving Yards: 98, at Buffalo, 10/22/17
Receiving TDs: 2, twice, last at Carolina, 11/4/18
Long Reception: 75t, vs. Philadelphia, 9/16/18

ADDITIONAL STATS

Fumbles-Lost: 4-3 - 1-1 in 2019; 2-1 in 2017
Fumble Recoveries: 1 - 1 in 2017
Misc. Tackles: 8 - 5 in 2019; 2 in 2018; 1 in 2017

HOWARD'S GAME-BY-GAME STATISTICS

2021

DATE	OPP	NO	YDS	RECEIVING			TD	ATT	YDS	RUSHING		
				AVG	LG	TD				AVG	LG	TD
Sept. 9	DAL	0	0	-	-	0	0	0	-	-	0	
Sept. 19	ATL	1	21	21.0	21	0	0	0	-	-	0	
Sept. 26	@LAR	1	11	11.0	11	0	0	0	-	-	0	
Oct. 3	@NE	0	0	-	-	0	0	0	-	-	0	
Oct. 10	MIA	2	19	9.5	10	0	0	0	-	-	0	
Oct. 14	@PHI	6	49	8.2	15	1	0	0	-	-	0	
Oct. 24	CHI	1	9	9.0	9	0	0	0	-	-	0	
Oct. 31	@NO	2	16	8.0	12	0	0	0	-	-	0	
Nov. 14	@WAS	0	0	-	-	0	0	0	-	-	0	
Nov. 22	NYG											
Nov. 28	@IND											
Dec. 5	@ATL											
Dec.12	BUF											
Dec. 19	NO											
Dec. 26	@CAR											
Jan. 2	@NYJ											
Jan. 9	CAR											
TOTALS		13	125	9.6	21	1	0	0	-	-	0	

2020

DATE	OPP	NO	RECEIVING				RUSHING				
			YDS	AVG	LG	TD	ATT	YDS	AVG	LG	TD
Sept. 13	@NO	4	36	9.0	15	1	0	0	-	-	0
Sept. 20	CAR	1	11	11.0	11	0	0	0	-	-	0
Sept. 27	@DEN	3	49	16.3	33	0	0	0	-	-	0
Oct. 4	LAC	3	50	16.7	28t	1	0	0	-	-	0
Oct. 8	@CHI										
Oct. 18	GB										
Oct. 25	@LV										
Nov. 2	@NYG										
Nov. 8	NO										
Nov. 15	@CAR										
Nov. 23	LAR										
Nov. 29	KC										
Dec. 13	MIN										
Dec. 20	@ATL										
Dec. 27	@DET										
Jan. 3	ATL										
TOTALS		11	146	13.3	33	2	0	0	-	-	0
PLAYOFFS											
DATE	OPP	NO	YDS	AVG	LG	TD	ATT	YDS	AVG	LG	TD
Jan. 9	@WAS										
Jan. 17	@NO										
Jan. 24	@GB										
Feb. 7	KC										
TOTALS		0	0	-	-	0	0	0	-	-	0

2019

DATE	OPP	NO	RECEIVING				RUSHING				
			YDS	AVG	LG	TD	ATT	YDS	AVG	LG	TD
Sept. 8	SF	4	32	8.0	15	0	0	0	-	-	0
Sept. 12	@CAR	0	0	-	-	0	0	0	-	-	0
Sept. 22	NYG	3	66	22.0	30	0	0	0	-	-	0
Sept. 29	@LAR	3	33	11.0	14	0	0	0	-	-	0
Oct. 6	@NO	1	10	10.0	10	0	0	0	-	-	0
Oct. 13	CAR	2	35	17.5	30	0	0	0	-	-	0
Oct. 27	@TEN										
Nov. 3	@SEA										
Nov. 10	ARI	4	47	11.8	26	1	0	0	-	-	0
Nov. 17	NO	0	0	-	-	0	0	0	-	-	0
Nov. 24	@ATL	1	10	10.0	10	0	0	0	-	-	0
Dec. 1	@JAC	5	61	12.2	25	0	0	0	-	-	0
Dec. 8	IND	4	73	18.3	33	0	0	0	-	-	0
Dec. 15	@DET	4	46	11.5	25	0	0	0	-	-	0
Dec. 21	HOU	3	46	15.3	18	0	0	0	-	-	0
Dec. 29	ATL	0	0	-	-	0	0	0	-	-	0
TOTALS		34	459	13.5	33	1	0	0	-	-	0

2018

DATE	OPP	NO	RECEIVING				RUSHING				
			YDS	AVG	LG	TD	ATT	YDS	AVG	LG	TD
Sept. 9	@NO	2	54	27.0	35	0	0	0	-	-	0
Sept. 16	PHI	3	96	32.0	75t	1	0	0	-	-	0
Sept. 24	PIT	6	72	12.0	21	0	0	0	-	-	0
Sept. 30	@CHI	0	0	-	-	0	0	0	-	-	0
Oct. 14	@ATL	4	62	15.5	21	1	0	0	-	-	0
Oct. 21	CLE	5	67	13.4	24	0	0	0	-	-	0
Oct. 28	@CIN	4	68	17.0	20	1	0	0	-	-	0
Nov. 4	@CAR	4	53	13.3	31	2	0	0	-	-	0
Nov. 11	WAS	1	15	15.0	15	0	0	0	-	-	0
Nov. 18	@NYG	5	78	15.6	24	0	0	0	-	-	0
Nov. 25	SF										
Dec. 2	CAR										
Dec. 9	NO										
Dec. 16	@BAL										
Dec. 23	@DAL										
Dec. 30	ATL										
TOTALS		34	565	16.6	75t	5	0	0	-	-	0

2017 DATE	OPP	NO	RECEIVING				RUSHING				
			YDS	AVG	LG	TD	ATT	YDS	AVG	LG	TD
Sept. 17	CHI	1	17	17.0	17	0	0	0	-	-	0
Sept. 24	@MIN	1	12	12.0	12	0	0	0	-	-	0
Oct. 1	NYG	2	66	33.0	58t	1	0	0	-	-	0
Oct. 5	NE	0	0	-	-	0	0	0	-	-	0
Oct. 15	@ARI	1	15	15.0	15	0	0	0	-	-	0
Oct. 22	@BUF	6	98	16.3	33t	2	0	0	-	-	0
Oct. 29	CAR	2	16	8.0	10	0	0	0	-	-	0
Nov. 5	@NO	1	6	6.0	6	0	0	0	-	-	0
Nov. 12	NYJ	0	0	-	-	0	0	0	-	-	0
Nov. 19	@MIA	3	52	17.3	24	1	0	0	-	-	0
Nov. 26	@ATL	3	52	17.3	29	0	0	0	-	-	0
Dec. 3	@GB	1	17	17.0	17	0	0	0	-	-	0
Dec. 10	DET	4	54	13.5	21	1	0	0	-	-	0
Dec. 18	ATL	1	30	30.0	30t	1	0	0	-	-	0
Dec. 24	@CAR										
Dec. 31	NO										
TOTALS		26	435	16.7	58t	6	0	0	-	-	0

#66
RYAN JENSEN
CENTER
HT: 6-4 WT: 319
DOB: 5/27/91
NFL: 8TH YEAR
ACQ: UFA (BAL), 2018
COLLEGE: COLORADO STATE-PUEBLO



ACQUIRED BY BUCS:

- X Signed by Tampa Bay on March 16, 2018 as an unrestricted free agent from the Baltimore Ravens.

ORIGINALLY ENTERED NFL:

- X Originally entered the NFL as a sixth-round pick (203rd overall) of the Baltimore Ravens in the 2013 NFL Draft.

AWARDS & ACCOLADES:

- X Super Bowl LV Champion.

CAREER HIGHLIGHTS:

- X Played with the Baltimore Ravens (2013-17) before joining Tampa Bay.
- X Has played in 92 career regular season games, with 82 starts. Also played in four postseason contests, with three starts.
- X Since becoming a starter in 2017, has played 4,775 offensive snaps, the

second-most in the NFL during that time.

- X Started all 16 games in 2020 and was part of an offensive line that allowed a sack on 3.51 percent of all pass attempts, the second-lowest mark in the NFL and the second-lowest mark in a season in team history. Helped block for an offense that ranks second in passing yards per game (289.1), third in points per game (30.8), seventh in yards per game (384.1), seventh in yards per play (6.04).
- X In 2019, started all 16 games as part of an offensive line that helped guide an offense that averaged 28.6 points per game, the third-highest mark in the league, posting 397.9 yards per game, the third-highest mark in the NFL, with 302.8 passing yards per game, the best mark in the NFL. The team's 458 points scored are a franchise record.

X In 2018, was part of an offensive line that helped block for an offense that led the NFL in passing yards per game (320.3), while ranking third in total yards per game (415.5) and fourth in yards per play (6.30). Tampa Bay's offense set team records in net yards (6,648), passing yards (5,125), points scored (396) and first downs (388). The team's 5,125 passing yards are the fourth-most in a season in NFL history.

X Started at Detroit (12/26/20), helping the Buccaneers total a team-record 588 yards of total offense.

X Played in first career postseason game in Wild Card round at Pittsburgh (1/3/15).

X Started first career game vs. St. Louis (11/22/15).

X Made NFL debut in Week 17 of the 2014 season, vs. Cleveland (12/28/14).

2021 HIGHLIGHTS:

X Part of an offensive line that has allowed a sack on only 3.0 percent of pass plays - the best mark in the league. Tampa Bay's offense ranks third in the NFL in yards per game (406.4), third in yards per play (6.22) and third in points per game (31.0).

X Started at center in season opener against Dallas (9/9) and was part of an offensive line that did not allow a sack on 50 passing attempts.

X Against Atlanta (9/19), started at center.

X Part of an offense that gained 446 yards - including 411 net passing yards - at L.A. Rams (9/26).

X Helped block for a Buccaneers rushing attack that totaled 119 yards in a win at New England (10/3).

X Started at center against Miami (10/10), helping the offense total 558 yards, the fourth-most in a single game in team history, while converting 8-of-11 third



downs (72.7 pct.), the second-highest conversion rate in a game in team history. The offense gained 33 first downs, the second-most in a game in team history and the most in a non-overtime contest. Tampa Bay had a franchise record 26 passing first downs.

X At Philadelphia (10/14), was part of an offensive line that didn't allow a sack over 42 pass attempts, while helping the offense gain 399 yards (102 rushing).

X Helped block for an offense that rushed for a season-high 182 yards against Chicago (10/24), while not allowing a sack.

X Started at center at New Orleans (10/31), helping the team gain 421 yards of offense.

X Part of an offensive line that did not allow a sack at Washington (11/14).

COLLEGE/PERSONAL:

X Started 44-of-46 career games played at Colorado State-Pueblo (2009-12).

X As a junior (2011), earned second-team Division II All-American and first-team All-Super Region 3 honors from Don Hansen's Football Gazette, while also being named first-team All-Rocky Mountain Athletic Conference (RMAC). He was also nominated for the Gene Upshaw Award (Best Division II lineman).

X Earned second-team All-RMAC honors and was named second-team All-Colorado by the National Football Foundation as a sophomore in 2010.

X Attended Fort Morgan High School (Fort Morgan, Colorado), earning first-team all-state honors as a senior.

X Married the former Stephanie Dufford in the spring of 2016.

X Older brother, Seth, played college football at Nebraska.



- X Named the Buccaneers 2019 & 2020 Salute to Service Award nominee, presented by USAA. The award annually recognizes NFL players, coaches and personnel who demonstrate an exemplary commitment to honoring and supporting the military community.
- X Born Ryan Jensen on May 27, 1991 in Rangely, Colorado.



COMMUNITY:

- X In 2020, supported the Tragedy Assistance Program For Survivors (TAPS) as part of the NFL's My Cause, My Cleats initiative.
- X As a result of Jensen's active participation with the military, he has been selected as the Buccaneers Salute to Service nominee in both 2019 & 2020.
- X In November 2020, helped donate to the 14th Annual Turkey Time with the O-Line Supported by Publix, which provided more than 1,100 full Thanksgiving meals to those less fortunate.
- X Jensen made a significant contribution to the National Pediatric Cancer Foundation in May during the

Buccaneers 7th Annual Cut for a Cure event.

- X In November 2019, Jensen participated in the 13th annual Turkey Time with the O-Line, handing out Thanksgiving meals to those in need.
- X To close out the 2019 season, Bailey helped surprised 30 kids with a shopping spree at Target. Their families also received \$100 gift cards to Publix and TECO paid for their energy bills.
- X Jensen collaborated with teammates to help donate weekly meals from local businesses to Metropolitan Ministries, helping feed those in need during COVID-19.

JENSEN'S CAREER STATISTICS

Games/Starts: BAL: 2014: 1/0 (P:1/0); 2015: 11/6; 2016: 7/3; 2017: 16/16; TB: 2018: 16/16; 2019: 16/16; 2020: 16/16 (P:4/4); 2021: 9/9
Career Totals: 92/82 (P: 5/4)

Miscellaneous Tackles: 6 - 1 in 2021; 2 in 2018; 3 in 2016
Fumbles-Lost: 3-0 - 1-0 in 2020; 1-0 in 2018; 1-0 in 2017
Fumble Recoveries: 5 - 4 in 2019; 1 in 2018

#16 TYLER JOHNSON

WIDE RECEIVER
HT: 6-1 **WT:** 206
DOB: 1/24/98
NFL: 2ND YEAR
ACQ: D5, 2020
COLLEGE: MINNESOTA



ACQUIRED BY BUCS:

- X Selected in the fifth round (161st overall) of the 2020 NFL Draft by the Buccaneers.

AWARDS & ACCOLADES:

- X Super Bowl LV Champion.

CAREER HIGHLIGHTS:

- X Has played in 23 games, with four starts, catching 29 passes for 377 yards and two touchdowns.
- X Has played in four postseason games, catching two passes for 31 yards.
- X Set career highs with five receptions for 65 yards at New Orleans (10/31/21).
- X Caught first career touchdown against Green Bay (10/18/20).
- X Made first career start at Chicago (10/8/20), catching first career pass. Finished the game with four receptions for 61 yards.
- X Made NFL debut at Denver (9/27/20).

2021 HIGHLIGHTS:

- X Played in a reserve role in Weeks 1, 4 & 6,
- X Against Atlanta (9/19), caught one pass for five yards.
- X Posted a career-high 63 receiving yards on three receptions (21.0 avg.) at L.A. Rams (9/26).



- X Against Miami (10/10), caught three passes for 42 yards.
- X Started against Chicago (10/24), catching two passes for 16 yards.
- X Set career highs with five receptions for 65 yards at New Orleans (10/31).
- X At Washington (11/14), had three catches for 17 yards.

COLLEGE:

- X Played in 49 career games at Minnesota (2016-19), catching 213 passes for 3,305 yards and 33 touchdowns.
- X Finished his career as the school's all-time leader in receiving yards and receiving touchdowns while ranking second in Gopher history in receptions. His 16 career 100-yard receiving games are the most in school history, as are his three career games with at least three receiving touchdowns.
- X Started all 13 games as a senior (2019), setting single-season program records for receptions (86), receiving yards (1,318) and receiving touchdowns (13), earning first-team All-Big Ten honors.
- X Notched seven 100-yard receiving games as a senior, the most in a season in team history. Also became the first player in school history to register consecutive 1,000-yard receiving seasons.
- X Named Outback Bowl MVP after setting career highs in receptions (12) and receiving yards (204), to go along with two touchdown catches.
- X As a junior (2018), started all 13 games, catching 78 passes for 1,169 yards and 12 touchdowns en route to earning first-team All-Big Ten honors.
- X Caught 35 passes for 677 yards and seven touchdowns in 10 games as a

sophomore (2017), garnering honorable mention All-Big Ten distinction.

X As a true freshman (2016), played in 13 games, with one start, tallying 14 receptions for 141 yards.

PERSONAL:

- X Attended Minneapolis North High School (Minneapolis, Minnesota).
- X Played quarterback and defensive back, helping lead the team to a state championship appearance as a senior.
- X Son of Tyrone and Lacreasha Johnson.
- X Has one brothers, Tayler, and three sisters, Tytiana, Taylah and Tylynn.

JOHNSON'S CAREER STATISTICS

YEAR	TEAM	GP	GS	RECEIVING					RUSHING				
				NO.	YDS	AVG	LG	TD	ATT	YDS	AVG	LG	TD
2020	Tampa Bay	14	3	12	169	14.1	35	2	0	0	-	-	0
2021	Tampa Bay	9	1	17	208	12.2	31	0	0	0	-	-	0
NFL Totals		23	4	29	377	13.0	35	2	0	0	-	-	0
Postseason YEAR	TEAM	GP	GS	Receiving					Rushing				
				NO	YDS	AVG	LG	TD	ATT	YDS	AVG	LG	TD
2020	Tampa Bay	4	0	2	31	15.5	16	0	0	0	-	-	0
NFL Totals		4	0	2	31	15.5	16	0	0	0	-	-	0

JOHNSON'S GAME-BY-GAME STATISTICS

2021

DATE	OPP	NO	RECEIVING					RUSHING				
			YDS	AVG	LG	TD	ATT	YDS	AVG	LG	TD	
Sept. 9	DAL	0	0	-	-	0	0	0	-	-	0	
Sept. 19	ATL	1	5	5.0	5	0	0	0	-	-	0	
Sept. 26	@LAR	3	63	17.0	31	0	0	0	-	-	0	
Oct. 3	@NE	0	0	-	-	0	0	0	-	-	0	
Oct. 10	MIA	3	42	14.0	19	0	0	0	-	-	0	
Oct. 14	@PHI	0	0	-	-	0	0	0	-	-	0	
Oct. 24	CHI	2	16	8.0	12	0	0	0	-	-	0	
Oct. 31	@NO	5	65	13.0	31	0	0	0	-	-	0	
Nov. 14	@WAS	3	17	5.7	8	0	0	0	-	-	0	
Nov. 22	NYG											
Nov. 28	@IND											
Dec. 5	@ATL											
Dec.12	BUF											
Dec. 19	NO											
Dec. 26	@CAR											
Jan. 2	@NYJ											
Jan. 9	CAR											
TOTALS		17	208	12.2	31	0	0	0	-	-	0	

2020		RECEIVING						RUSHING				
DATE	OPP	NO	YDS	AVG	LG	TD	ATT	YDS	AVG	LG	TD	
Sept. 13	@NO					Inactive						
Sept. 20	CAR					Inactive						
Sept. 27	@DEN	0	0	-	-	0	0	0	-	-	0	
Oct. 4	LAC	0	0	-	-	0	0	0	-	-	0	
Oct. 8	@CHI	4	61	15.3	35	0	0	0	-	-	0	
Oct. 18	GB	1	7	7.0	7t	1	0	0	-	-	0	
Oct. 25	@LV	2	4	2.0	3	1	0	0	-	-	0	
Nov. 2	@NYG	2	35	17.5	20	0	0	0	-	-	0	
Nov. 8	NO	1	11	11.0	11	0	0	0	-	-	0	
Nov. 15	@CAR	0	0	-	-	0	0	0	-	-	0	
Nov. 23	LAR	0	0	-	-	0	0	0	-	-	0	
Nov. 29	KC	0	0	-	-	0	0	0	-	-	0	
Dec. 13	MIN	0	0	-	-	0	0	0	-	-	0	
Dec. 20	@ATL	0	0	-	-	0	0	0	-	-	0	
Dec. 27	@DET	1	35	35.0	35	0	0	0	-	-	0	
Jan. 3	ATL	1	16	16.0	16	0	0	0	-	-	0	
TOTALS		12	169	14.1	35	2	0	0	-	-	0	
PLAYOFFS												
DATE	OPP	NO	YDS	AVG	LG	TD	ATT	YDS	AVG	LG	TD	
Jan. 9	@WAS	0	0	-	-	0	0	0	-	-	0	
Jan. 17	@NO	1	15	15.0	15	0	0	0	-	-	0	
Jan. 24	@GB	1	16	16.0	16	0	0	0	-	-	0	
Feb. 7	KC	0	0	-	-	0	0	0	-	-	0	
TOTALS		2	31	15.5	16	0	0	0	-	-	0	

#27
RONALD JONES II
RUNNING BACK
HT: 5-11 WT: 208
DOB: 8/3/97
NFL: 4TH YEAR
ACQ: D2A, 2018
COLLEGE: USC



ACQUIRED BY BUCS:

- X Selected in the second round (38th overall) of the 2018 NFL Draft by the Buccaneers.

AWARDS & ACCOLADES:

- X Super Bowl LV Champion.
- X FedEx Air NFL Player of the Week (Week 10, 2020).

CAREER HIGHLIGHTS:

- X Has played in 48 regular season games, with 23 starts, rushing 431 times for 1,940 yards (4.5 avg.) and 15 touchdowns, while catching 70 passes for 546 yards and one touchdown.
- X Has played in three postseason contests, rushing 35 times for 139 yards.
- X Tied for ninth in franchise history in rushing touchdowns (15).

- X Had a record-setting game at Carolina (11/15/20), rushing for 192 yards on 23 carries (8.3 avg.), including a 98-yard touchdown run. The 192 rushing yards rank as the fifth-most in a single game in franchise history and the 8.35 yards per rush are the fourth-best single-game mark of any player in team history.
- X Jones joined Derrick Henry (2018), Ahman Green (2003) and Tony Dorsett (1983) of the only players in NFL history to post a rush of 98-or-more yards.
- X Combined for over 1,000 yards from scrimmage in 2019 (724 rushing yards, 309 receiving yards) and 2020 (career-best 978 rushing yards, 165 receiving yards).
- X Jones' 5.09 rushing average in 2020 established a new Buccaneers single-season record among qualified rushers.

- X Caught first career receiving touchdown against Kansas City (11/29/20), a 37-yard score.
- X Recorded first career multi-touchdown game against Green Bay (10/18/20), registering two scores.
- X Registered first career 100-yard rushing game vs. Atlanta (12/29/19), tallying 106 yards on the ground.
- X Had career-highs in receptions (eight) and receiving yards (77) against Arizona (11/10/19).
- X Scored first career rushing touchdown against Cleveland (10/21/18)
- X Started first career game at Seattle (11/3/19).
- X Made NFL debut at Chicago (9/30/18).

2021 HIGHLIGHTS:

- X Rushed four times for 14 yards against Dallas (9/9).
- X Against Atlanta (9/19), rushed six times for 27 yards and caught one pass for nine yards.
- X Rushed five times for 11 yards at L.A. Rams (9/26).
- X Scored an eight-yard rushing touchdown at New England (10/3), the 15th of his career, tying Peyton Barber, Earnest Graham and Lars Tate for the ninth-most in franchise history.
- X Rushed for 21 yards and caught a 15-yard pass against Miami (10/10).
- X At Philadelphia (10/14), rushed five times for 20 yards and caught a nine-yard pass.
- X Rushed 10 times for 63 yards against Chicago (10/24).

COLLEGE:

- X In three seasons with USC (2015-17), played in 40 games, with 19 starts, rushing 591 times for 3,619 yards (6.1



avg.), while catching 32 passes for 301 yards and three touchdowns.

- X Finished his collegiate career ranked fifth in school history in rushing yards.
- X As a junior (2017), started all 13 games he played in, rushing 261 times for 1,550 yards (5.9 avg.) with 19 touchdowns, along with 14 catches for 187 yards and one touchdown. His 1,550 rushing yards were the eighth-most in a single season in school history. His 19 rushing touchdowns were the fifth-most in the NCAA and the second-most in the Pac-12, while his 20 total touchdowns were the sixth-most in the country and the second-most in the conference.
- X In his junior season, he was named first-team All-American by Pro Football Focus, second-team All-American by Sports on Earth, third-team All-American by the Associated Press and CollegeSportMadness.com, fourth-team All-American by Phil Steele and honorable mention All-American honors from CollegeFootballNews.com. He was a first-team All-Pac-12 selection by the league's coaches, the Associated press, Athlon, Phil Steele, College Football News.com and Pro Football Focus.
- X Led the team in rushing as a sophomore (2016), despite only starting the final six games of the season. Finished the year with 1,082 rushing yards on 177 carries (6.1 avg.), with 12 touchdowns, to go along with 11 catches for 76 yards and one touchdown.
- X Earned second-team All-Pac 12 honors from the league's coaches and Phil Steele
- X Played in 14 games as a freshman in 2015, leading the team with 987 rushing yards on 153 carries (6.5 avg.), with eight touchdowns, while contributing seven catches for 39 yards and one touchdown.



- X Joined LenDale White as the only true freshmen to lead USC in rushing and his 987 rushing yards broke Heisman Trophy winner Charles White's USC freshman season rushing record.
- X Named All-Pac-12 honorable mention by the league's coaches and third-team All-Pac-12 by Phil Steele.
- X Majored in communication.

PERSONAL/COMMUNITY:

- X Attended McKinney North High School (McKinney, Texas).
- X Named to the 2014 Prep Star All-American Dream Team and USA Today All-Texas as a senior.
- X Also sprinted for McKinney North's track team, winning district championships in 2015.



- X In 2020, supported Mothers Against Police Brutality as part of the NFL's My Cause, My Cleats initiative.
- X In 2019, Jones chose to support the American Heart Association for his My Cause My Cleats campaign as a tribute to his father and uncle.

JONES' CAREER STATISTICS

Year	Team	GP	GS	Rushing					Receiving				
				Att.	Yds	Avg	Lg	TD	No.	Yds	Avg	Lg	TD
2018	Tampa Bay	9	0	23	44	1.9	9	1	7	33	4.7	15	0
2019	Tampa Bay	16	9	172	724	4.2	49	6	31	309	10.0	41	0
2020	Tampa Bay	14	13	192	978	5.1	98t	7	28	165	5.9	37t	1
2021	Tampa Bay	9	1	44	194	4.4	19	1	4	39	9.8	15	0
NFL Totals		48	23	431	1,940	4.5	98t	15	70	546	7.8	41	1
Postseason				Rushing					Receiving				
Year	Team	GP	GS	Att.	Yds	Avg	Lg	TD	No.	Yds	Avg	Lg	TD
2020	Tampa Bay	3	0	35	139	4.0	13	0	0	0	-	-	0
NFL Totals		3	0	35	139	4.0	13	0	0	0	-	-	0

SINGLE-GAME HIGHS

Rushing Yards: 192, at Carolina, 11/15/20
Rushing TDs: 2, vs. Green Bay, 10/18/20
Rushing Long: 98-yard TD, at Carolina, 11/15/20
Receptions: Eight, vs. Arizona, 11/10/19
Receiving Yards: 77, vs. Arizona, 11/10/19
Receiving TDs: 1, vs. Kansas City, 11/29/20
 Five career 100-yard rushing games
 Nine career 100-yard scrimmage games

ADDITIONAL STATS

Fumbles-Lost: 7-6 - 2-2 in 2021; 2-2 in 2020; 3-2 in 2019
Fumble Recoveries: 1 - 1 in 2019
Misc. Tackles: 2 - 2 in 2019

JONES' GAME-BY-GAME STATISTICS

2021

DATE	OPP	ATT	RUSHING				NO	RECEIVING			
			YDS	AVG	LG	TD		YDS	AVG	LG	TD
Sept. 9	DAL	4	14	3.5	5	0	0	0	-	-	0
Sept. 19	ATL	6	27	4.5	10	0	1	9	9.0	9	0
Sept. 26	@LAR	5	11	2.2	5	0	0	0	-	-	0
Oct. 3	@NE	6	25	4.2	8t	1	0	0	-	-	0
Oct. 10	MIA	5	21	4.2	5	0	1	15	15.0	15	0
Oct. 14	@PHI	5	20	4.0	9	0	1	9	9.0	9	0
Oct. 24	CHI	10	63	6.3	19	0	0	0	-	-	0
Oct. 31	@NO	3	13	4.3	9	0	1	6	6.0	6	0
Nov. 14	@WAS	0	0	-	-	0	0	0	-	-	0
Nov. 22	NYG										
Nov. 28	@IND										
Dec. 5	@ATL										
Dec.12	BUF										
Dec. 19	NO										
Dec. 26	@CAR										
Jan. 2	@NYJ										
Jan. 9	CAR										
TOTALS		44	194	4.4	19	1	4	39	9.8	15	0

2020

DATE	OPP	ATT	RUSHING				NO	RECEIVING			
			YDS	AVG	LG	TD		YDS	AVG	LG	TD
Sept. 13	@NO	17	66	3.9	21	0	2	16	8.0	8	0
Sept. 20	CAR	7	23	3.3	7t	1	2	4	2.0	2	0
Sept. 27	@DEN	13	53	4.1	13	0	2	20	10.0	11	0
Oct. 4	LAC	20	111	5.6	23	0	6	17	2.8	7	0
Oct. 8	@CHI	17	106	6.2	37	0	3	19	6.3	9	0
Oct. 18	GB	23	113	4.9	25	2	2	8	4.0	6	0
Oct. 25	@LV	13	34	2.6	13	1	1	2	2.0	2	0
Nov. 2	@NYG	7	23	3.3	5	0	4	23	5.8	9	0
Nov. 8	NO	3	9	3.0	7	0	3	9	3.0	5	0
Nov. 15	@CAR	23	192	8.4	98t	1	1	6	6.0	6	0
Nov. 23	LAR	10	24	2.4	6	0	0	0	-	-	0
Nov. 29	KC	9	66	7.3	34	0	1	37	37.0	37t	1
Dec. 13	MIN	18	80	4.4	16	1	1	4	4.0	4	0
Dec. 20	@ATL										
Dec. 27	@DET										
Jan. 3	ATL	12	78	6.5	16	1	0	0	-	-	0
TOTALS		192	978	5.1	98t	7	28	165	6.0	37t	1
PLAYOFFS											
DATE	OPP	ATT	YDS	AVG	LG	TD	NO	YDS	AVG	LG	TD
Jan. 9	@WAS										
Jan. 17	@NO	13	62	4.8	12	0	0	0	-	-	0
Jan. 24	@GB	10	16	1.6	4	0	0	0	-	-	0
Feb. 7	KC	12	61	5.1	13	0	0	0	-	-	0
TOTALS		35	139	4.0	13	0	0	0	-	-	0

2019

DATE	OPP	ATT	RUSHING				NO	RECEIVING			
			YDS	AVG	LG	TD		YDS	AVG	LG	TD
Sept. 8	SF	13	75	5.8	16	0	1	18	18.0	18	0
Sept. 12	@CAR	4	9	2.3	12	0	0	0	-	-	0
Sept. 22	NYG	14	80	5.7	25	0	1	41	41.0	41	0
Sept. 29	@LAR	19	70	3.7	24	1	1	12	12.0	12	0
Oct. 6	@NO	9	32	3.9	14	0	2	21	10.5	11	0
Oct. 13	CAR	4	10	2.5	5t	1	0	0	-	-	0
Oct. 27	@TEN	11	35	3.2	7	0	1	17	17.0	17	0
Nov. 3	@SEA	18	67	3.7	15	1	2	15	7.5	12	0
Nov. 10	ARI	11	29	2.6	11	1	8	77	9.6	17	0
Nov. 17	NO	4	13	3.3	6	0	2	1	0.5	4	0
Nov. 24	@ATL	12	51	4.3	25	1	3	16	5.3	8	0
Dec. 1	@JAC	6	8	1.3	5	0	0	0	-	-	0
Dec. 8	IND	11	36	3.3	10	0	4	23	5.8	9	0
Dec. 15	@DET	11	23	2.1	6	0	1	26	26.0	26	0
Dec. 21	HOU	14	77	5.5	49	1	3	32	10.7	23	0
Dec. 29	ATL	11	106	9.6	33	0	2	10	5.0	11	0
TOTALS		172	768	4.2	49	6	31	309	10.0	41	0

2018		RUSHING						RECEIVING				
DATE	OPP	ATT	YDS	AVG	LG	TD	NO	YDS	AVG	LG	TD	
Sept. 9	@NO					Inactive						
Sept. 16	PHI					Inactive						
Sept. 24	PIT					Inactive						
Sept. 30	@CHI	10	29	2.9	7	0	1	-1	-1.0	-1	0	
Oct. 14	@ATL	1	3	3.0	3	0	3	16	5.3	10	0	
Oct. 21	CLE	6	13	2.2	9	1	1	15	15.0	15	0	
Oct. 28	@CIN	2	-3	-1.5	1	0	1	4	4.0	4	0	
Nov. 4	@CAR					Inactive						
Nov. 11	WAS					Inactive						
Nov. 18	@NYG					Inactive						
Nov. 25	SF					Inactive						
Dec. 2	CAR	4	2	0.5	3	0	0	0	-	-	0	
Dec. 9	NO	0	0	-	-	0	0	0	-	-	0	
Dec. 16	@BAL	0	0	-	-	0	1	-1	-1.0	-1	0	
Dec. 23	@DAL	0	0	-	-	0	0	0	-	-	0	
Dec. 30	ATL	0	0	-	-	0	0	0	-	-	0	
TOTALS		23	44	1.9	9	1	6	34	5.7	15	0	

#60
NICK LEVERETT
GUARD
HT: 6-4 WT: 310
DOB: 11/11/97
NFL: 1ST YEAR
ACQ: FA, 2020
COLLEGE: RICE



ACQUIRED BY BUCS:

- X Signed by Tampa Bay as a college free agent on May 4, 2020.

CAREER HIGHLIGHTS:

- X Super Bowl LV Champion.
- X Spent the 2020 regular season on the Buccaneers practice squad.

2021 HIGHLIGHTS:

- X Inactive Weeks 1-8, 10.

COLLEGE:

- X Started all 46 career collegiate games he appeared in, playing one season at Rice as a graduate transfer (2019), following three seasons at North Carolina Central (2016-18).
- X In his lone season at Rice (2019), earned honorable mention All-Conference USA honors from the league's coaches after starting all 12 games.
- X Selected to the College Gridiron All-Star Showcase as one of the top senior college offensive linemen in the country.

- X Earned second-team all-Mid-Eastern Athletic Conference distinction in his final season at North Carolina Central (2018), starting all 11 games, earning MEAC Offensive Lineman of the Week honors twice.
- X Started all 11 games as a redshirt sophomore (2017), earning second-team All-MEAC honors and MEAC Offensive Lineman of the Week distinction once.
- X In his first collegiate season (2016), started all 12 games and was named third-team All-MEAC, as well as MEAC Offensive Lineman of the Week.
- X Redshirted in 2015.

PERSONAL:

- X Attended Faith Concord High School (Concord, North Carolina).
- X Selected to play in the North Carolina Shrine Bowl.
- X Parents are Tracey Leverett and Nicole Bost.
- X Has three sisters.

#74 ALI MARPET

GUARD

HT: 6-4 WT: 307

DOB: 4/17/93

NFL: 7TH YEAR

ACQ: D2B, 2015

COLLEGE: HOBART



ACQUIRED BY BUCS:

- X Selected in the second round (61st overall) of the 2015 NFL Draft by the Buccaneers.

AWARDS & ACCOLADES:

- X Super Bowl LV Champion.
- X 2020 Pro Football Focus First-Team All-Pro Selection
- X 2020 PFWA All-NFC Team Selection.
- X 2015 PFWA All-Rookie Team Selection.

CAREER HIGHLIGHTS:

- X Has started all 92 career regular season games he has played in.
- X Started four playoff games.
- X Since being drafted by Tampa Bay in 2015, has been part of a Buccaneers offensive line that has helped block for an offense that ranks fourth in third-down conversion rate (43.7), while recording the second-most yards per game in the NFL (382.8), the most passing yards per game (281.7), third-highest yards per play (5.86) and fifth-most points per game (25.3) in that span.
- X Started 13 games in 2020 and was part of an offensive line that allowed a sack on 3.51 percent of all pass attempts, the second-lowest mark in the NFL and the second-lowest mark in a season in team history. Helped block for an offense that ranks second in passing yards per game

(289.1), third in points per game (30.8), seventh in yards per game (384.1), seventh in yards per play (6.04).

- X In 2019, started all 16 games at left guard as part of an offensive line that helped guide an offense that averaged 28.6 points per game, the third-highest mark in the league, posting 397.9 yards per game, the third-highest mark in the NFL, with 302.8 passing yards per game, the best mark in the NFL. The team's 458 points scored are a franchise record.
- X In 2018, was part of an offensive line that helped block for an offense that led the NFL in passing yards per game (320.3), while ranking third in total yards per game (415.5) and fourth in yards per play (6.30). Tampa Bay's offense set team records in net yards (6,648), passing yards (5,125), points scored (396) and first downs (388). The team's 5,125 passing yards are the fourth-most in a season in team history.
- X In 2015, helped block for an offense that finished the season ranked fifth in the league in total offense (375.9 ypg) and fifth in rushing (134.9 ypg), while tying for the league lead in rushing average (4.8).
- X Also in 2015, was part of a unit that helped the offense to a franchise-record 6,014 net yards on the year, while also recording 2,162 rushing yards for the second-most in a single season in team history.
- X Started at Detroit (12/26/20), helping the Buccaneers total a team-record 588 yards of total offense.
- X Made NFL and Buccaneers debut vs. Tennessee (9/13/2015), starting at right guard.



2021 HIGHLIGHTS:

- X Part of an offensive line that has allowed a sack on only 3.0 percent of pass plays - the best mark in the league. Tampa Bay's offense ranks third in the NFL in yards per game (406.4), third in yards per play (6.22) and third in points per game (31.0).
- X Started at left guard in season opener against Dallas (9/9) and was part of an offensive line that did not allow a sack on 50 passing attempts.
- X Against Atlanta (9/19), started at left guard.
- X Part of an offense that gained 446 yards - including 411 net passing yards - at L.A. Rams (9/26).
- X Helped block for a Buccaneers rushing attack that totaled 119 yards in a win at New England (10/3).
- X Started at left guard against Miami (10/10), helping the offense total 558 yards, the fourth-most in a single game in team history, while converting 8-of-11 third downs (72.7 pct.), the second-highest conversion rate in a game in team history. The offense gained 33 first downs, the second-most in a game in team history and the most in a non-overtime contest. Tampa Bay had a franchise record 26 passing first downs.
- X At Philadelphia (10/14), was part of an offensive line that didn't allow a sack over 42 pass attempts, while helping the offense gain 399 yards (102 rushing).
- X Helped block for an offense that rushed for a season-high 182 yards against Chicago (10/24), while not allowing a sack.
- X Started at left guard at New Orleans (10/31), helping the team gain 421 yards of offense.
- X Part of an offensive line that did not allow a sack at Washington (11/14).



COLLEGE:

- X Played in 43 games at Hobart (2011-14).
- X Played in the 2015 Senior Bowl.
- X A two-time captain.
- X Started 13 games as a senior (2014).
- X Highly decorated as a senior, being named American Football Coaches Association (AFCA) All-American, D3football.com first-team All-American, second-team AP Little All-America, Jewish Sports Review All-American, D3football.com first-team All-East, first-team Eastern Collegiate Athletic Conference (ECAC) North All-Star and unanimous first-team All-Liberty League selection.
- X Named Liberty League Co-Offensive Player of the Year, becoming the first offensive lineman in league history to earn the distinction.
- X Earned the Bill Middleton Memorial Football Award, given annually to the member of the football team whose offensive performance has been most valuable to the team.
- X Did not allow a sack all season.
- X Started the 11 games he played in as a junior (2013)
- X Selected as a Jewish Sports Review All-American, while being named D3football.com second-team All-East, ECAC North second-team All-Star, first-team All-Liberty League and Liberty League All-Academic.
- X Earned the Tryon Football Award, given annually to the outstanding lineman of the Hobart football team whose sportsmanship, team play and performance have contributed significantly to the team.
- X As a sophomore (2012), started 13 games.

- X Named second-team D3football.com All-East and first-team All-Liberty League.
- X Part of an offensive line that allowed the fewest sacks in the Liberty League.
- X Appeared in six games as a freshman (2011).

PERSONAL:

- X Majored in Sport & Exercise Science.
- X Attended Hastings High School (Hastings-on-Hudson, New York).
- X Played offensive tackle and defensive end.
- X Named second-team All-State and earned all-section honors.
- X Also played basketball at Hastings, earning all-league selection two times.
- X Son of Joy Rose and Bill Marpet.
- X Has three siblings: brothers Brody and Blaze, and sister Zena.
- X Loves animals.
- X Born Ali Marpet on April 17, 1993 in Hastings-on-Hudson, New York.

COMMUNITY:

- X In 2020, supported the National CMV Foundation - co-founded by Buccaneers Director of Player Personnel John Spytek, along with his wife Kristen - as part of the NFL's My Cause, My Cleats initiative.
- X In November 2020, helped donate to the 14th Annual Turkey Time with the O-Line Supported by Publix, which provided more than 1,100 full Thanksgiving meals to those less fortunate.
- X Marpet participated in the 7th Annual Cut for a Cure with the National Pediatric Cancer Foundation and helped raise \$100,000.



- X As one of four leaders on the Social Justice board. He helped create and participate in several social justice initiatives throughout the year, including spending time at the Juvenile Detention Center and Mock Trial.
- X In November 2019, Marpet participated in the 13th annual Turkey Time with the O-Line, handing out Thanksgiving meals to those in need.
- X To close out the 2019 season, Marpet helped surprised 30 kids with a shopping spree at Target. Their families also received \$100 gift cards to Publix and TECO paid for their energy bills.
- X Marpet bought meals from Noble Crust and donated them to Metropolitan Ministries to help local businesses and feed those in need during COVID-19.
- X Had his head shaved by children battling cancer for the Buccaneers 2015-17 Cut for a Cure to raise funds and awareness for the Pediatric Cancer Foundation.
- X Helps sponsor "Turkey Time with the O-Line," a Thanksgiving program carried out by the offensive line, which has provided more than 5,000 meals for local families in need.
- X In May 2016, supported the Johns Hopkins Medicine All Children's Hospital 5K fundraiser and presented awards to the participants.
- X In December 2015, visited patients battling injury and illness at All Children's Hospital in St. Petersburg.
- X In October 2015, participated in games, arts and crafts, and activities with children at Metropolitan Ministries annual Fall Festival.
- X In September 2015, served lunch to more than 250 hungry and homeless men and women at Trinity Café.



- X In July 2015, went bowling with rookie or first-year firefighters and paramedics.
- X In May 2015, visited wounded warriors recovering from injury and illness at James A. Haley Veterans' Hospital in Tampa.
- X In May 2015, toured MacDill Air Force Base to greet military servicemen and servicewomen and learn about the important role that the base plays in the Tampa community.

MARPET'S CAREER STATISTICS

Games/Starts: TB: 2015: 13/13; 2016: 16/16; 2017: 11/11; 2018: 16/16;
2019: 16/16; 2020: 13/13 (P:4/4); 2021: 9/9

Career Totals: 94/94 (P:4/4)

Miscellaneous Tackles: 11 - 1 in 2021; 1 in 2020; 2 in 2019; 1 in 2018; 1 in 2017; 3 in 2016; 2 in 2015

#96

STEVE MCLENDON

NOSE TACKLE
HT: 6-3 **WT:** 310
DOB: 1/3/86
NFL: 12TH YEAR
ACQ: T (NYJ), 2020
COLLEGE: TROY



ACQUIRED BY BUCS:

- X Joined Tampa Bay on October 20, 2020 in a trade with the New York Giants.

ORIGINALLY ENTERED NFL:

- X Originally entered the NFL as a college free agent with the Pittsburgh Steelers on April 27, 2009.

AWARDS & ACCOLADES:

- X Super Bowl LV Champion

CAREER HIGHLIGHTS:

- X Played with the Pittsburgh Steelers (2009-15) and New York Jets (2016-20) before joining the Buccaneers.
- X Has played in 159 career regular season games, with 90 starts, totaling 268 tackles (42 for loss), 12.5 sacks, three forced fumbles, two fumble recoveries and two passes defensed.
- X Has started two-of-seven postseason contests he has played in, recording 13 tackles (one for loss) and three quarterback hits.

- X In his career, has been a part defenses that have finished in the top 10 in rushing average against six different times.
- X During his time with the Jets, New York allowed the second-lowest rushing average in the league (3.95).
- X While a member of the Steelers defense, Pittsburgh led the league in rushing yards allowed per game (92.9) and ranked fourth in yards allowed per carry (3.88).
- X Selected by teammates for the Dennis Byrd Most Inspirational Player Award from 2017-19 (co-winner in 2017), becoming the first three-time recipient of the award in Jets history.
- X Posted a single-game career high of 2.0 sacks against Cincinnati (9/11/16).
- X Recorded a career-high six tackles twice: at Baltimore (9/11/14) and vs. Tennessee (9/8/13).
- X Tallied first career forced fumble vs. Philadelphia (10/7/12).
- X Registered first career fumble recovery at Tennessee (9/19/10).

2021 HIGHLIGHTS:

- X Recorded one tackle in the season opener against Dallas (9/9). Part of a defense that limited the Cowboys to 60 rushing yards.
- X Registered one tackle against Atlanta (9/19) and was part of a defense that held the Falcons to 55 rushing yards on 20 attempts (2.8 avg.).
- X Notched one tackle at L.A. Rams (9/26).
- X At New England (10/3), was part of a defense that held the Patriots to -1 yards rushing - the fewest allowed in a game in Buccaneers history and the fewest allowed by any NFL team since 2007.



- X Tallied a quarterback hit against Miami (10/10).
- X Part of a defense that limited Philadelphia (10/14) to 213 total yards.
- X Inactive against Chicago (10/24), at New Orleans (10/31) and at Washington (11/14).

MCLENDON'S CAREER STATISTICS

Year	Team	GP	GS	Tackles				Yds	INT				Fumbles			ST Tackles			
				T	S	A	Sk		No	Yds	Lg	TD	PD	FF	FR	Yds	T	S	A
2010	Pittsburgh	7	0	2	2	0	0.0	0.0	0	0	0	0	0	0	1	0	0	0	0
2011	Pittsburgh	14	1	13	9	4	1.0	5.5	0	0	0	0	0	0	0	0	0	0	0
2012	Pittsburgh	16	0	7	4	3	2.0	7.5	0	0	0	0	0	1	0	0	0	0	0
2013	Pittsburgh	14	10	33	20	13	0.0	0.0	0	0	0	0	0	1	0	0	0	0	0
2014	Pittsburgh	12	11	21	12	9	1.0	7.0	0	0	0	0	0	0	0	0	0	0	0
2015	Pittsburgh	16	9	14	11	3	1.0	9.0	0	0	0	0	1	0	0	0	0	0	0
2016	N.Y. Jets	11	9	28	20	8	3.5	16.5	0	0	0	0	1	0	0	0	0	0	0
2017	N.Y. Jets	16	14	46	30	16	1.5	7.5	0	0	0	0	0	0	0	0	0	0	0
2018	N.Y. Jets	16	14	34	21	13	0.0	0.0	0	0	0	0	1	0	0	0	0	0	0
2019	N.Y. Jets	16	16	36	21	15	2.5	23.0	0	0	0	0	0	1	0	0	0	0	0
2020	NYJ/TB	15	6	31	15	16	0.0	0.0	0	0	0	0	0	0	0	0	0	0	0
2021	Tampa Bay	6	0	3	2	1	0.0	0.0	0	0	0	0	0	0	0	0	0	0	0
NFL Totals		159	90	268	167	101	12.5	76.0	0	0	0	0	2	3	2	0	0	0	0

Playoffs				Tackles				Yds	INT				Fumbles			ST Tackles			
Year	Team	GP	GS	T	S	A	Sk		No	Yds	Lg	TD	PD	FF	FR	Yds	T	S	A
2011	Pittsburgh	1	0	3	2	1	0.0	0.0	0	0	0	0	0	0	0	0	0	0	0
2014	Pittsburgh	1	1	1	0	1	0.0	0.0	0	0	0	0	0	0	0	0	0	0	0
2015	Pittsburgh	2	1	4	4	0	0.0	0.0	0	0	0	0	0	0	0	0	0	0	0
2020	Tampa Bay	3	0	5	2	3	0.0	0.0	0	0	0	0	0	0	0	0	0	0	0
Postseason		7	2	13	8	5	0.0	0.0	0	0	0	0	0	0	0	0	0	0	0

SINGLE-GAME HIGHS

Tackles: 6, twice, last at Baltimore, 9/11/14 (w/Pittsburgh)
Sacks: 2.0, vs. Cincinnati, 9/11/16 (w/N.Y. Jets)
Forced Fumbles: 1, three times, last at Miami, 11/6/16 (w/N.Y. Jets)
Fumble Recoveries: 1, twice, last vs. Buffalo, 9/8/19 (w/N.Y. Jets)

MCLENDON'S GAME-BY-GAME STATISTICS

2021

DATE	OPP	TACKLES							INTERCEPTIONS					FUMBLES			ST TACKLES		
		T	S	A	TFL	SK	YDS	QH	NO	YDS	LG	TD	PD	FF	FR	YDS	T	S	A
Sept. 9	DAL	1	1	0	0	0.0	0.0	0	0	0	0	0	0	0	0	0	0	0	0
Sept. 19	ATL	1	0	1	0	0.0	0.0	0	0	0	0	0	0	0	0	0	0	0	0
Sept. 26	@LAR	1	1	0	0	0.0	0.0	0	0	0	0	0	0	0	0	0	0	0	0
Oct. 3	@NE	0	0	0	0	0.0	0.0	0	0	0	0	0	0	0	0	0	0	0	0
Oct. 10	MIA	0	0	0	0	0.0	0.0	1	0	0	0	0	0	0	0	0	0	0	0
Oct. 14	@PHI	0	0	0	0	0.0	0.0	0	0	0	0	0	0	0	0	0	0	0	0
Oct. 24	CHI								Inactive										
Oct. 31	@NO								Inactive										
Nov. 14	@WAS								Inactive										
Nov. 22	NYG																		
Nov. 28	@IND																		
Dec. 5	@ATL																		
Dec.12	BUF																		
Dec. 19	NO																		
Dec. 26	@CAR																		
Jan. 2	@NYJ																		
Jan. 9	CAR																		
TOTALS		3	2	1	0	0.0	0.0	1	0	0	0	0	0	0	0	0	0	0	0

2020

DATE	OPP	TACKLES							INTERCEPTIONS					FUMBLES			ST TACKLES		
		T	S	A	TFL	SK	YDS	QH	NO	YDS	LG	TD	PD	FF	FR	YDS	T	S	A
Sept. 13	@BUF*	1	1	0	0	0.0	0.0	0	0	0	0	0	0	0	0	0	0	0	0
Sept. 20	SF*	4	2	2	0	0.0	0.0	0	0	0	0	0	0	0	0	0	0	0	0
Sept. 27	@IND*	3	3	0	0	0.0	0.0	0	0	0	0	0	0	0	0	0	0	0	0
Oct. 1	DEN*	2	1	1	0	0.0	0.0	0	0	0	0	0	0	0	0	0	0	0	0
Oct. 8	ARI*	0	0	0	0	0.0	0.0	0	0	0	0	0	0	0	0	0	0	0	0
Oct. 18	@MIA*	4	1	3	0	0.0	0.0	0	0	0	0	0	0	0	0	0	0	0	0
Oct. 25	@LV	5	3	2	1	0.0	0.0	0	0	0	0	0	0	0	0	0	0	0	0
Nov. 2	@NYG	1	1	0	0	0.0	0.0	0	0	0	0	0	0	0	0	0	0	0	0
Nov. 8	NO	3	0	3	0	0.0	0.0	0	0	0	0	0	0	0	0	0	0	0	0
Nov. 15	@CAR	3	1	2	1	0.0	0.0	0	0	0	0	0	0	0	0	0	0	0	0
Nov. 23	LAR	1	1	0	0	0.0	0.0	0	0	0	0	0	0	0	0	0	0	0	0
Nov. 29	KC	2	1	1	0	0.0	0.0	0	0	0	0	0	0	0	0	0	0	0	0
Dec. 13	MIN	1	0	1	0	0.0	0.0	0	0	0	0	0	0	0	0	0	0	0	0
Dec. 20	@ATL	0	0	0	0	0.0	0.0	0	0	0	0	0	0	0	0	0	0	0	0
Dec. 27	@DET	1	0	1	0	0.0	0.0	0	0	0	0	0	0	0	0	0	0	0	0
Jan. 3	ATL								Reserve/COVID										
TOTALS		31	15	16	1	0.0	0.0	0	0	0	0	0	0	0	0	0	0	0	0
PLAYOFFS																			
Jan. 9	@WAS								Reserve/COVID										
Jan. 17	@NO	1	0	1	0	0.0	0.0	2	0	0	0	0	0	0	0	0	0	0	0
Jan. 24	@GB	3	1	2	0	0.0	0.0	0	0	0	0	0	0	0	0	0	0	0	0
Feb. 7	KC	1	1	0	0	0.0	0.0	1	0	0	0	0	0	0	0	0	0	0	0
TOTALS		5	2	3	0	0.0	0.0	3	0	0	0	0	0	0	0	0	0	0	0

*Games played with N.Y. Jets

2019 (W/N.Y. JETS)

DATE	OPP	TACKLES							INTERCEPTIONS					ST FUMBLES			TACKLES		
		T	S	A	TFL	SK	YDS	QH	NO	YDS	LG	TD	PD	FF	FR	YDS	T	S	A
Sept. 8	BUF	1	0	1	0	0	0	0	0	0	0	0	0	0	1	0	0	0	0
Sept. 16	CLE	5	1	4	0	0	0	0	0	0	0	0	0	0	0	0	0	0	0
Sept. 22	@NE	2	2	0	2	0	0	1	0	0	0	0	0	0	0	0	0	0	0
Oct. 6	@PHI	3	2	1	1	1	8	1	0	0	0	0	0	0	0	0	0	0	0
Oct. 13	DAL	1	1	0	0	0	0	0	0	0	0	0	0	0	0	0	0	0	0
Oct. 21	NE	2	1	1	1	0	0	0	0	0	0	0	0	0	0	0	0	0	0
Oct. 27	@JAC	0	0	0	0	0	0	1	0	0	0	0	0	0	0	0	0	0	0
Nov. 3	@MIA	2	2	0	1	0	0	1	0	0	0	0	0	0	0	0	0	0	0
Nov. 10	NYG	3	2	1	0	0.5	5	1	0	0	0	0	0	0	0	0	0	0	0
Nov. 17	@WAS	1	1	0	0	0	0	0	0	0	0	0	0	0	0	0	0	0	0
Nov. 24	OAK	1	1	0	1	0	0	0	0	0	0	0	0	0	0	0	0	0	0
Dec. 1	@CIN	3	1	2	1	1	10	1	0	0	0	0	0	0	0	0	0	0	0
Dec. 8	MIA	3	2	1	1	0	0	1	0	0	0	0	0	0	0	0	0	0	0
Dec. 12	@BAL	4	2	2	0	0	0	0	0	0	0	0	0	0	0	0	0	0	0
Dec. 22	PIT	3	1	2	0	0	0	0	0	0	0	0	0	0	0	0	0	0	0
Dec. 29	@BUF	2	2	0	2	0	0	0	0	0	0	0	0	0	0	0	0	0	0
TOTALS		36	21	15	10	2.5	23	7	0	0	0	0	0	0	1	0	0	0	0

2018 (W/N.Y. JETS)

DATE	OPP	TACKLES						INTERCEPTIONS				ST FUMBLES			TACKLES				
		T	S	A	TFL	SK	YDS	QH	NO	YDS	LG	TD	PD	FF	FR	YDS	T	S	A
Sept. 10	@DET	3	1	2	0	0	0	0	0	0	0	0	0	0	0	0	0	0	0
Sept. 16	MIA	3	2	1	1	0	0	0	0	0	0	0	0	0	0	0	0	0	0
Sept. 20	@CLE	2	0	2	0	0	0	0	0	0	0	0	1	0	0	0	0	0	0
Sept. 30	@JAC	2	2	0	0	0	0	0	0	0	0	0	0	0	0	0	0	0	0
Oct. 7	DEN	2	2	0	0	0	0	0	0	0	0	0	0	0	0	0	0	0	0
Oct. 14	IND	2	2	0	1	0	0	0	0	0	0	0	0	0	0	0	0	0	0
Oct. 21	MIN	3	1	2	0	0	0	0	0	0	0	0	0	0	0	0	0	0	0
Oct. 28	@CHI	1	0	1	0	0	0	0	0	0	0	0	0	0	0	0	0	0	0
Nov. 4	@MIA	2	2	0	0	0	0	0	0	0	0	0	0	0	0	0	0	0	0
Nov. 11	BUF	2	1	1	0	0	0	0	0	0	0	0	0	0	0	0	0	0	0
Nov. 25	NE	3	3	0	0	0	0	0	0	0	0	0	0	0	0	0	0	0	0
Dec. 2	@TEN	0	0	0	0	0	0	0	0	0	0	0	0	0	0	0	0	0	0
Dec. 9	@BUF	3	1	2	0	0	0	0	0	0	0	0	0	0	0	0	0	0	0
Dec. 15	HOU	4	3	1	1	0	0	0	0	0	0	0	0	0	0	0	0	0	0
Dec. 23	GB	1	0	1	0	0	0	0	0	0	0	0	0	0	0	0	0	0	0
Dec. 30	@NE	1	1	0	1	0	0	1	0	0	0	0	0	0	0	0	0	0	0
TOTALS		34	21	13	4	0	0	1	0	0	0	0	1	0	0	0	0	0	0

2017 (W/N.Y. JETS)

DATE	OPP	TACKLES						INTERCEPTIONS				FUMBLES			ST TACKLES				
		T	S	A	TFL	SK	YDS	QH	NO	YDS	LG	TD	PD	FF	FR	YDS	T	S	A
Sept. 10	@BUF	4	1	3	0	0	0	0	0	0	0	0	0	0	0	0	0	0	0
Sept. 17	@OAK	1	1	0	1	0	0	0	0	0	0	0	0	0	0	0	0	0	0
Sept. 24	MIA	1	1	0	1	0	0	0	0	0	0	0	0	0	0	0	0	0	0
Oct. 1	JAC	2	2	0	0	0	0	0	0	0	0	0	0	0	0	0	0	0	0
Oct. 8	@CLE	4	3	1	0	0	0	0	0	0	0	0	0	0	0	0	0	0	0
Oct. 15	NE	3	1	2	0	0	0	0	0	0	0	0	0	0	0	0	0	0	0
Oct. 22	@MIA	2	2	0	2	0	0	0	0	0	0	0	0	0	0	0	0	0	0
Oct. 29	ATL	5	4	1	1	0	0	0	0	0	0	0	0	0	0	0	0	0	0
Nov. 2	BUF	3	1	2	0	0.5	4.5	1	0	0	0	0	0	0	0	0	0	0	0
Nov. 12	@TB	5	3	2	0	0	0	0	0	0	0	0	0	0	0	0	0	0	0
Nov. 26	CAR	1	1	0	1	1	3	1	0	0	0	0	0	0	0	0	0	0	0
Dec. 3	KC	0	0	0	0	0	0	0	0	0	0	0	0	0	0	0	0	0	0
Dec. 11	@DEN	5	4	1	1	0	0	1	0	0	0	0	0	0	0	0	0	0	0
Dec. 17	@NO	3	3	0	0	0	0	0	0	0	0	0	0	0	0	0	0	0	0
Dec. 24	LAC	4	2	2	0	0	0	0	0	0	0	0	0	0	0	0	0	0	0
Dec. 31	@NE	3	1	2	0	0	0	0	0	0	0	0	0	0	0	0	0	0	0
TOTALS		46	30	16	7	1.5	7.5	3	0	0	0	0	0	0	0	0	0	0	0

2016 (W/N.Y. JETS)

DATE	OPP	TACKLES						INTERCEPTIONS				FUMBLES			ST TACKLES				
		T	S	A	TFL	SK	YDS	QH	NO	YDS	LG	TD	PD	FF	FR	YDS	T	S	A
Sept. 11	CIN	5	5	0	3	2	14	2	0	0	0	0	0	0	0	0	0	0	0
Sept. 15	@BUF	0	0	0	0	0	0	0	0	0	0	0	0	0	0	0	0	0	0
Sept. 25	@KC	3	3	0	0	0	0	0	0	0	0	0	0	0	0	0	0	0	0
Oct. 2	SEA	3	1	2	1	0	0	1	0	0	0	0	0	0	0	0	0	0	0
Oct. 9	@PIT	3	2	1	0	0	0	0	0	0	0	0	0	0	0	0	0	0	0
Oct. 17	@ARI	3	2	1	0	0	0	0	0	0	0	0	0	0	0	0	0	0	0
Oct. 23	BAL	2	1	1	0	0	0	0	0	0	0	0	0	0	0	0	0	0	0
Oct. 30	@CLE	0	0	0	0	0	0	1	0	0	0	0	0	0	0	0	0	0	0
Nov. 6	@MIA	4	3	1	1	0	0	0	0	0	0	0	0	1	0	0	0	0	0
Nov. 13	LAR	4	3	1	2	1.5	2.5	2	0	0	0	0	0	0	0	0	0	0	0
Nov. 27	NE	1	0	1	0	0	0	0	0	0	0	0	0	0	0	0	0	0	0
Dec. 5	IND								Injured Reserve										
Dec. 11	@SF								Injured Reserve										
Dec. 17	MIA								Injured Reserve										
Dec. 24	@NE								Injured Reserve										
Jan. 1	BUF								Injured Reserve										
TOTALS		28	20	8	7	3.5	16.5	6	0	0	0	0	0	1	0	0	0	0	0

2015 (W/PITTSBURGH)

DATE	OPP	TACKLES						INTERCEPTIONS				FUMBLES			ST TACKLES				
		T	S	A	TFL	SK	YDS	QH	NO	YDS	LG	TD	PD	FF	FR	YDS	T	S	A
Sept. 10	@NE	2	1	1	0	0	0	1	0	0	0	0	0	0	0	0	0	0	0
Sept. 20	SF	1	1	0	0	0	0	0	0	0	0	0	0	0	0	0	0	0	0
Sept. 27	@STL	2	2	0	0	0	0	0	0	0	0	0	0	0	0	0	0	0	0
Oct. 1	BAL	0	0	0	0	0	0	0	0	0	0	0	0	0	0	0	0	0	0
Oct. 12	@SD	0	0	0	0	0	0	0	0	0	0	0	0	0	0	0	0	0	0
Oct. 18	ARI	0	0	0	0	0	0	0	0	0	0	0	0	0	0	0	0	0	0
Oct. 25	@KC	1	1	0	0	0	0	0	0	0	0	0	0	0	0	0	0	0	0
Nov. 1	CIN	2	2	0	1	1	9	1	0	0	0	0	0	0	0	0	0	0	0
Nov. 8	OAK	0	0	0	0	0	0	0	0	0	0	0	0	0	0	0	0	0	0
Nov. 15	CLE	1	1	0	1	0	0	0	0	0	0	0	0	0	0	0	0	0	0
Nov. 29	@SEA	2	1	1	0	0	0	0	0	0	0	0	1	0	0	0	0	0	0
Dec. 6	IND	0	0	0	0	0	0	0	0	0	0	0	0	0	0	0	0	0	0
Dec. 13	@CIN	0	0	0	0	0	0	0	0	0	0	0	0	0	0	0	0	0	0
Dec. 20	DEN	1	1	0	1	0	0	0	0	0	0	0	0	0	0	0	0	0	0
Dec. 27	@BAL	1	0	1	0	0	0	0	0	0	0	0	0	0	0	0	0	0	0
Jan. 3	@CLE	1	1	0	1	0	0	0	0	0	0	0	0	0	0	0	0	0	0
TOTALS		14	11	3	4	1	9	2	0	0	0	0	1	0	0	0	0	0	0
PLAYOFFS																			
Jan. 9	@CIN	1	1	0	1	0.0	0.0	0	0	0	0	0	0	0	0	0	0	0	0
Jan. 17	@DEN	3	3	0	1	0.0	0.0	0	0	0	0	0	0	0	0	0	0	0	0
TOTALS		4	4	0	1	0.0	0.0	0	0	0	0	0	0	0	0	0	0	0	0

2014 (W/PITTSBURGH)

DATE	OPP	TACKLES						INTERCEPTIONS				FUMBLES			ST TACKLES				
		T	S	A	TFL	SK	YDS	QH	NO	YDS	LG	TD	PD	FF	FR	YDS	T	S	A
Sept. 7	CLE	3	3	0	1	0	0	0	0	0	0	0	0	0	0	0	0	0	0
Sept. 11	@BAL	6	2	4	1	0	0	0	0	0	0	0	0	0	0	0	0	0	0
Sept. 21	@CAR	2	2	0	2	1	7	1	0	0	0	0	0	0	0	0	0	0	0
Sept. 28	TB	3	2	1	0	0	0	0	0	0	0	0	0	0	0	0	0	0	0
Oct. 5	@JAC	0	0	0	0	0	0	0	0	0	0	0	0	0	0	0	0	0	0
Oct. 12	@CLE	0	0	0	0	0	0	0	0	0	0	0	0	0	0	0	0	0	0
Oct. 20	HOU								Inactive										
Oct. 26	IND								Inactive										
Nov. 2	BAL	2	1	1	0	0	0	0	0	0	0	0	0	0	0	0	0	0	0
Nov. 9	@NYJ	1	1	0	0	0	0	0	0	0	0	0	0	0	0	0	0	0	0
Nov. 17	@TEN								Inactive										
Nov. 30	NO								Inactive										
Dec. 7	@CIN	1	1	0	0	0	0	0	0	0	0	0	0	0	0	0	0	0	0
Dec. 14	@ATL	0	0	0	0	0	0	0	0	0	0	0	0	0	0	0	0	0	0
Dec. 21	KC	0	0	0	0	0	0	0	0	0	0	0	0	0	0	0	0	0	0
Dec. 28	CIN	3	0	3	0	0	0	0	0	0	0	0	0	0	0	0	0	0	0
TOTALS		21	12	9	4	1	7	1	0	0	0	0	0	0	0	0	0	0	0
PLAYOFFS																			
Jan. 3	BAL	1	0	1	0	0	0	0	0	0	0	0	0	0	0	0	0	0	0
TOTALS		1	0	1	0	0	0	0	0	0	0	0	0	0	0	0	0	0	0

2013 (W/PITTSBURGH)

DATE	OPP	TACKLES						INTERCEPTIONS				FUMBLES			ST TACKLES				
		T	S	A	TFL	SK	YDS	QH	NO	YDS	LG	TD	PD	FF	FR	YDS	T	S	A
Sept. 8	TEN	6	2	4	0	0	0	0	0	0	0	0	0	0	0	0	0	0	0
Sept. 16	@CIN	2	0	2	0	0	0	0	0	0	0	0	0	0	0	0	0	0	0
Sept. 22	CHI	5	3	2	0	0	0	0	0	0	0	0	0	0	0	0	0	0	0
Sept. 29	MIN	4	4	0	0	0	0	0	0	0	0	0	0	0	0	0	0	0	0
Oct. 13	@NYJ	0	0	0	0	0	0	0	0	0	0	0	0	0	0	0	0	0	0
Oct. 20	BAL	3	3	0	1	0	0	0	0	0	0	0	0	0	0	0	0	0	0
Oct. 27	@OAK	4	4	0	0	0	0	0	0	0	0	0	0	0	0	0	0	0	0
Nov. 3	@NE	1	0	1	0	0	0	0	0	0	0	0	0	0	0	0	0	0	0
Nov. 10	BUF	1	1	0	0	0	0	0	0	0	0	0	0	0	0	0	0	0	0
Nov. 17	DET	2	2	0	0	0	0	0	0	0	0	0	1	0	0	0	0	0	0
Nov. 24	@CLE	0	0	0	0	0	0	0	0	0	0	0	0	0	0	0	0	0	0
Nov. 28	@BAL																		
Dec. 8	MIA	1	0	1	0	0	0	0	0	0	0	0	0	0	0	0	0	0	0
Dec. 15	CIN																		
Dec. 22	@GB	1	0	1	0	0	0	0	0	0	0	0	0	0	0	0	0	0	0
Dec. 29	CLE	3	1	2	0	0	0	0	0	0	0	0	0	0	0	0	0	0	0
TOTALS		33	20	13	1	0	0	0	0	0	0	0	0	1	0	0	0	0	0

2012 (W/PITTSBURGH)

DATE	OPP	TACKLES						INTERCEPTIONS				FUMBLES			ST TACKLES				
		T	S	A	TFL	SK	YDS	QH	NO	YDS	LG	TD	PD	FF	FR	YDS	T	S	A
Sept. 9	@DEN	0	0	0	0	0	0	0	0	0	0	0	0	0	0	0	0	0	0
Sept. 16	NYJ	2	1	1	0	0	0	0	0	0	0	0	0	0	0	0	0	0	0
Sept. 23	@OAK	0	0	0	0	0	0	0	0	0	0	0	0	0	0	0	0	0	0
Oct. 7	PHI	1	1	0	0	1	2	0	0	0	0	0	0	1	0	0	0	0	0
Oct. 11	@TEN	0	0	0	0	0	0	0	0	0	0	0	0	0	0	0	0	0	0
Oct. 21	@CIN	0	0	0	0	0	0	0	0	0	0	0	0	0	0	0	0	0	0
Oct. 28	WAS	0	0	0	0	0	0	0	0	0	0	0	0	0	0	0	0	0	0
Nov. 4	@NYG	0	0	0	0	0	0	1	0	0	0	0	0	0	0	0	0	0	0
Nov. 12	KC	0	0	0	0	0	0	0	0	0	0	0	0	0	0	0	0	0	0
Nov. 18	BAL	0	0	0	0	0	0	0	0	0	0	0	0	0	0	0	0	0	0
Nov. 25	@CLE	1	1	0	1	0	0	0	0	0	0	0	0	0	0	0	0	0	0
Dec. 2	@BAL	1	1	0	1	0	0	0	0	0	0	0	0	0	0	0	0	0	0
Dec. 9	SD	0	0	0	0	0	0	0	0	0	0	0	0	0	0	0	0	0	0
Dec. 16	@DAL	0	0	0	0	0	0	0	0	0	0	0	0	0	0	0	0	0	0
Dec. 22	CIN	1	0	1	0	0.5	3.5	1	0	0	0	0	0	0	0	0	0	0	0
Dec. 30	CLE	1	0	1	0	0.5	2	1	0	0	0	0	0	0	0	0	0	0	0
TOTALS		7	4	3	2	2	7.5	3	0	0	0	0	0	1	0	0	0	0	0

2011 (W/PITTSBURGH)

DATE	OPP	TACKLES						INTERCEPTIONS				FUMBLES			ST TACKLES				
		T	S	A	TFL	SK	YDS	QH	NO	YDS	LG	TD	PD	FF	FR	YDS	T	S	A
Sept. 11	@BAL								Did Not Play										
Sept. 18	SEA	1	0	1	0	0.5	3	1	0	0	0	0	0	0	0	0	0	0	0
Sept. 25	@IND								Did Not Play										
Oct. 2	@HOU	0	0	0	0	0	0	0	0	0	0	0	0	0	0	0	0	0	0
Oct. 9	TEN	0	0	0	0	0	0	0	0	0	0	0	0	0	0	0	0	0	0
Oct. 16	JAC	1	0	1	0	0	0	0	0	0	0	0	0	0	0	0	0	0	0
Oct. 23	@ARI	5	4	1	1	0	0	0	0	0	0	0	0	0	0	0	0	0	0
Oct. 30	NE	0	0	0	0	0	0	0	0	0	0	0	0	0	0	0	0	0	0
Nov. 6	BAL	1	1	0	0	0	0	0	0	0	0	0	0	0	0	0	0	0	0
Nov. 13	@CIN	1	1	0	0	0	0	0	0	0	0	0	0	0	0	0	0	0	0
Nov. 27	@KC	2	2	0	0	0	0	0	0	0	0	0	0	0	0	0	0	0	0
Dec. 4	CIN	0	0	0	0	0	0	0	0	0	0	0	0	0	0	0	0	0	0
Dec. 8	CLE	2	1	1	0	0.5	2.5	1	0	0	0	0	0	0	0	0	0	0	0
Dec. 19	@SF	0	0	0	0	0	0	0	0	0	0	0	0	0	0	0	0	0	0
Dec. 24	STL	0	0	0	0	0	0	0	0	0	0	0	0	0	0	0	0	0	0
Jan. 1	@CLE	0	0	0	0	0	0	0	0	0	0	0	0	0	0	0	0	0	0
TOTALS		13	9	4	1	1	5.5	2	0	0	0	0	0	0	0	0	0	0	0
PLAYOFFS																			
Jan. 8	@DEN	3	2	1	0	0	0	0	0	0	0	0	0	0	0	0	0	0	0
TOTALS		3	2	1	0	0	0	0	0	0	0	0	0	0	0	0	0	0	0

#51 KEVIN MINTER

LINEBACKER
HT: 6-0 **WT:** 246
DOB: 12/3/90
NFL: 9TH YEAR
ACQ: FA, 2018
COLLEGE: LSU



ACQUIRED BY BUCS:

- X Signed by Tampa Bay as a free agent on October 23, 2018.

ORIGINALLY ENTERED NFL:

- X Originally entered the NFL as a second-round pick (45th overall) of the Arizona Cardinals in the 2013 NFL Draft.

AWARDS & ACCOLADES:

- X Super Bowl LV Champion.

CAREER HIGHLIGHTS:

- X Played for Arizona (2012-13) and the Cincinnati Bengals (2017) before joining Tampa Bay.
- X Has played in 115 career regular season games, with 49 starts, registering 311 tackles (25 for loss), 20 quarterback hits, 6.0 sacks, seven passes defended, one forced fumble, and one fumble recovery. Has added 20 special teams tackles.
- X Has also played in six postseason games, with three starts, recording 20 tackles (two for loss) and one pass defended.
- X Tallied first career fumble recovery against Carolina (10/13) in London.
- X Posted a career-high 11 tackles against New Orleans (12/18/16).
- X Notched a career-high 1.5 sacks at San Francisco (10/6/16).



- X Tallied first career sack at Buffalo (9/25/16).
- X Registered first career forced fumble at Seattle (11/15/15).
- X Made first career start at N.Y. Giants (9/14/14), recording five tackles.
- X Made NFL debut at St. Louis (9/8/13).

2021 HIGHLIGHTS:

- X Named special teams captain for second consecutive season.
- X Recorded one special teams tackle in season opener vs. Dallas (9/9).
- X Tallied a tackle on kickoff coverage against Atlanta (9/19).
- X At New England (10/3), notched two special teams tackles, one on kickoff coverage and one on punt coverage.
- X Registered three tackles and a quarterback hit against Miami (10/14).
- X Started in place of LB Lavonte David at Philadelphia (10/14), recording four tackles and helping limit the Eagles to 213 total yards, including 113 passing yards.
- X Against Chicago (10/24), started in place of Lavonte David, recording five tackles and a quarterback hit. Helped limit the Bears to 168 net passing yards.
- X In Weeks 6-7, Tampa Bay held opponents under 175 net passing yards, the first time doing so since 2018.
- X Tallied a special teams tackle at Washington (11/14).

COLLEGE/PERSONAL/COMMUNITY:

- X Played in 38 games at LSU (2009-12), starting the final 27, totaling 206 tackles (18.5 for loss), six passes defended, five sacks, two forced fumbles, one interception and one fumble recovery.

- X Declared for the NFL Draft following his redshirt junior season.
- X A Butkus Award finalist as a junior (2012), earning first-team All-America honors from Sports Illustrated and second-team accolades from The NFL Draft Report and the Associated Press. Also named first-team All-SEC after leading LSU with 130 tackles, then the fourth-most in a season in team history.
- X Attended Peachtree Ridge High School (Suwanee, Georgia).
- X In 2020, supported Big Brothers, Big Sisters of Tampa Bay as part of the NFL's My Cause, My Cleats initiative.
- X During the 2019 holiday season, Minter invited 60 kids from A Kid's Place to join him for pizza and a shopping spree. A Kid's Place is a unique program designed to support the foster care system by providing state of the art residential care for siblings.

MINTER'S CAREER STATISTICS

Year	Team	GP	GS	Tackles			Sk	Yds	INT				Fumbles			ST Tackles				
				T	S	A			No	Yds	Lg	TD	PD	FF	FR	Yds	T	S	A	
2013	Arizona	13	0	0	0	0	0.0	0.0	0	0	0	0	0	0	0	0	0	4	4	0
2014	Arizona	16	5	44	39	5	1.0	1.0	0	0	0	0	0	0	0	0	0	0	0	0
2015	Arizona	16	16	94	72	22	0.5	3.5	0	0	0	0	2	1	0	0	0	0	0	
2016	Arizona	16	16	81	59	22	3.5	28.0	0	0	0	0	2	0	0	0	0	0	0	
2017	Cincinnati	9	7	32	16	16	0.0	0.0	0	0	0	0	0	0	0	0	0	0	0	
2018	Tampa Bay	5	0	6	6	0	1.0	8.0	0	0	0	0	0	0	0	0	0	4	2	2
2019	Tampa Bay	16	2	29	17	12	0.0	0.0	0	0	0	0	2	0	1	0	0	5	4	1
2020	Tampa Bay	16	1	13	10	3	0.0	0.0	0	0	0	0	1	0	0	0	0	2	0	2
2021	Tampa Bay	8	2	12	7	5	0.0	0.0	0	0	0	0	0	0	0	0	0	5	4	1
NFL Totals		115	49	311	226	85	6.0	40.5	0	0	0	0	7	1	1	0	0	20	14	6

PLAYOFFS

Year	Team	GP	GS	Tackles			Sk	Yds	INT				Fumbles			ST Tackles				
				T	S	A			No	Yds	Lg	TD	PD	FF	FR	Yds	T	S	A	
2014	Arizona	1	0	2	2	0	0.0	0.0	0	0	0	0	0	0	0	0	0	0	0	0
2015	Arizona	2	2	12	6	6	0.0	0.0	0	0	0	0	0	0	0	0	0	0	0	0
2020	Tampa Bay	3	1	6	3	3	0.0	0.0	0	0	0	0	1	0	0	0	0	0	0	0
Postseason		6	3	20	11	9	0.0	0.0	0	0	0	0	1	0	0	0	0	0	0	0

SINGLE-GAME HIGHS

Tackles: 11, vs. New Orleans, 12/18/16 (w/Arizona)
Passes Defensed: 2, vs. New Orleans, 12/18/16 (w/Arizona)
Sacks: 1.5, at San Francisco, 10/6/16 (w/Arizona)
Forced Fumbles: 1, at Seattle, 11/15/15 (w/Arizona)

MINTER'S GAME-BY-GAME STATISTICS

2021

DATE	OPP	TACKLES							INTERCEPTIONS					FUMBLES			ST TACKLES		
		T	S	A	TFL	SK	YDS	QH	NO	YDS	LG	TD	PD	FF	FR	YDS	T	S	A
Sept. 9	DAL	0	0	0	0	0.0	0.0	0	0	0	0	0	0	0	0	0	1	0	1
Sept. 19	ATL	0	0	0	0	0.0	0.0	0	0	0	0	0	0	0	0	1	1	0	
Sept. 26	@LAR	Reserve/COVID																	
Oct. 3	@NE	0	0	0	0	0.0	0.0	0	0	0	0	0	0	0	0	2	2	0	
Oct. 10	MIA	3	2	1	0	0.0	0.0	1	0	0	0	0	0	0	0	0	0	0	
Oct. 14	@PHI	4	2	2	0	0.0	0.0	0	0	0	0	0	0	0	0	0	0	0	
Oct. 24	CHI	5	3	2	0	0.0	0.0	1	0	0	0	0	0	0	0	0	0	0	
Oct. 31	@NO	0	0	0	0	0.0	0.0	0	0	0	0	0	0	0	0	0	0	0	
Nov. 14	@WAS	0	0	0	0	0.0	0.0	0	0	0	0	0	0	0	0	1	1	0	
Nov. 22	NYG																		
Nov. 28	@IND																		
Dec. 5	@ATL																		
Dec. 12	BUF																		
Dec. 19	NO																		
Dec. 26	@CAR																		
Jan. 2	@NYJ																		
Jan. 9	CAR																		
TOTALS		12	7	5	0	0.0	0.0	2	0	0	0	0	0	0	0	5	4	1	

2020

DATE	OPP	TACKLES							INTERCEPTIONS					FUMBLES			ST TACKLES		
		T	S	A	TFL	SK	YDS	QH	NO	YDS	LG	TD	PD	FF	FR	YDS	T	S	A
Sept. 13	@NO	0	0	0	0	0.0	0.0	0	0	0	0	0	0	0	0	0	0	0	
Sept. 20	CAR	0	0	0	0	0.0	0.0	0	0	0	0	0	0	0	0	0	0	0	
Sept. 27	@DEN	0	0	0	0	0.0	0.0	0	0	0	0	0	0	0	0	0	0	0	
Oct. 4	LAC	2	2	0	0	0.0	0.0	0	0	0	0	0	0	0	0	0	0	0	
Oct. 8	@CHI	0	0	0	0	0.0	0.0	0	0	0	0	0	0	0	0	0	0	0	
Oct. 18	GB	0	0	0	0	0.0	0.0	0	0	0	0	0	0	0	0	0	0	0	
Oct. 25	@LV	0	0	0	0	0.0	0.0	0	0	0	0	0	0	0	0	0	0	0	
Nov. 2	@NYG	0	0	0	0	0.0	0.0	0	0	0	0	0	0	0	0	1	0	1	
Nov. 8	NO	0	0	0	0	0.0	0.0	0	0	0	0	0	0	0	0	1	0	1	
Nov. 15	@CAR	0	0	0	0	0.0	0.0	0	0	0	0	0	0	0	0	0	0	0	
Nov. 23	LAR	0	0	0	0	0.0	0.0	0	0	0	0	0	0	0	0	0	0	0	
Nov. 29	KC	0	0	0	0	0.0	0.0	0	0	0	0	0	0	0	0	0	0	0	
Dec. 13	MIN	0	0	0	0	0.0	0.0	0	0	0	0	0	0	0	0	0	0	0	
Dec. 20	@ATL	1	1	0	0	0.0	0.0	0	0	0	0	0	0	0	0	0	0	0	
Dec. 27	@DET	1	1	0	0	0.0	0.0	0	0	0	0	0	0	0	0	0	0	0	
Jan. 3	ATL	9	6	3	0	0.0	0.0	0	0	0	0	1	0	0	0	0	0	0	
TOTALS		13	10	3	0	0.0	0.0	0	0	0	0	1	0	0	0	2	0	2	
PLAYOFFS																			
Jan. 9	@WAS	6	3	3	0	0.0	0.0	0	0	0	0	0	1	0	0	0	0	0	
Jan. 17	@NO	Reserve/COVID																	
Jan. 24	@GB	0	0	0	0	0.0	0.0	0	0	0	0	0	0	0	0	0	0	0	
Feb. 7	KC	0	0	0	0	0.0	0.0	0	0	0	0	0	0	0	0	0	0	0	
TOTALS		6	3	3	0	0.0	0.0	0	0	0	0	1	0	0	0	0	0	0	

2019

DATE	OPP	TACKLES							INTERCEPTIONS					FUMBLES			ST TACKLES		
		T	S	A	TFL	SK	YDS	QH	NO	YDS	LG	TD	PD	FF	FR	YDS	T	S	A
Sept. 8	SF	0	0	0	0	0.0	0.0	0	0	0	0	0	0	0	0	0	0	0	
Sept. 12	@CAR	8	4	4	0	0.0	0.0	1	0	0	0	0	0	0	0	1	0	1	
Sept. 22	NYG	2	1	1	0	0.0	0.0	0	0	0	0	1	0	0	0	0	0	0	
Sept. 29	@LAR	9	5	4	2	0.0	0.0	0	0	0	0	0	1	0	0	0	0	0	
Oct. 6	@NO	10	7	3	0	0.0	0.0	0	0	0	0	0	0	0	0	0	0	0	
Oct. 13	CAR	0	0	0	0	0.0	0.0	0	0	0	0	0	0	1	0	1	1	0	
Oct. 27	@TEN	0	0	0	0	0.0	0.0	0	0	0	0	0	0	0	0	0	0	0	
Nov. 3	@SEA	0	0	0	0	0.0	0.0	0	0	0	0	0	0	0	0	1	1	0	
Nov. 10	ARI	0	0	0	0	0.0	0.0	0	0	0	0	0	0	0	0	0	0	0	
Nov. 17	NO	0	0	0	0	0.0	0.0	0	0	0	0	0	0	0	0	0	0	0	
Nov. 24	@ATL	0	0	0	0	0.0	0.0	0	0	0	0	0	0	0	0	0	0	0	
Dec. 1	@JAC	0	0	0	0	0.0	0.0	0	0	0	0	0	0	0	0	0	0	0	
Dec. 8	IND	0	0	0	0	0.0	0.0	0	0	0	0	0	0	0	0	0	0	0	
Dec. 15	@DET	0	0	0	0	0.0	0.0	0	0	0	0	0	0	0	0	0	0	0	
Dec. 21	HOU	0	0	0	0	0.0	0.0	0	0	0	0	0	0	0	0	0	0	0	
Dec. 29	ATL	0	0	0	0	0.0	0.0	0	0	0	0	0	0	0	0	2	2	0	
TOTALS		29	17	12	2	0.0	0.0	1	0	0	0	2	0	1	0	5	4	1	

2018 (W/ARIZONA)

DATE	OPP	TACKLES							INTERCEPTIONS				FUMBLES			ST TACKLES			
		T	S	A	TFL	SK	YDS	QH	NO	YDS	LG	TD	PD	FF	FR	YDS	T	S	A
Sept. 9	WAS	7	5	2	0	0	0	1	0	0	0	0	0	0	0	0	0	0	0
Sept. 16	@LAR	1	1	0	0	0	0	0	0	0	0	0	0	0	0	0	0	0	
Sept. 23	CHI	0	0	0	0	0	0	0	0	0	0	0	0	0	0	0	0	0	
Sept. 30	SEA	5	5	0	0	0	0	0	0	0	0	0	1	0	0	1	1	0	
Oct. 7	@SF	0	0	0	0	0	0	0	0	0	0	0	0	0	0	0	0	0	
Oct. 14	@MIN	0	0	0	0	0	0	0	0	0	0	0	0	0	0	0	0	0	
Oct. 18	DEN	0	0	0	0	0	0	0	0	0	0	0	0	0	0	0	0	0	
Oct. 28	SF	5	4	1	0	0	0	0	0	0	0	0	0	0	0	0	0	0	
Nov. 11	@KC	0	0	0	0	0	0	0	0	0	0	0	0	0	0	1	1	0	
Nov. 18	OAK	1	0	1	0	0	0	0	0	0	0	0	0	0	0	0	0	0	
Nov. 25	@LAC								Inactive										
Dec. 2	@GB								Inactive										
Dec. 9	DET								Inactive										
Dec. 16	@ATL	3	2	1	0	0	0	0	0	0	0	0	0	0	0	0	0	0	
Dec. 23	LAR	7	7	0	0	0	0	0	0	0	0	0	0	1	4	0	0	0	
Dec. 30	@SEA	7	4	3	1	1	8	1	0	0	0	0	0	0	0	0	0	0	
TOTALS		36	28	8	1	1.0	8.0	2	0	0	28T	0	0	1	1	4	2	2	0

2017 (W/CINCINNATI)

DATE	OPP	TACKLES							INTERCEPTIONS				FUMBLES			ST TACKLES			
		T	S	A	TFL	SK	YDS	QH	NO	YDS	LG	TD	PD	FF	FR	YDS	T	S	A
Sept. 10	BAL	10	4	6	0	0.0	0.0	0	0	0	0	0	0	0	0	0	0	0	0
Sept. 14	HOU	2	1	1	0	0.0	0.0	0	0	0	0	0	0	0	0	0	0	0	0
Sept. 24	@GB	5	2	3	0	0.0	0.0	0	0	0	0	0	0	0	0	0	0	0	
Oct. 1	@CLE	0	0	0	0	0.0	0.0	0	0	0	0	0	0	0	0	0	0	0	
Oct. 8	BUF	5	4	1	0	0.0	0.0	0	0	0	0	0	0	0	0	0	0	0	
Oct. 22	@PIT	2	1	1	0	0.0	0.0	0	0	0	0	0	0	0	0	0	0	0	
Oct. 29	IND								Inactive										
Nov. 5	@JAC								Inactive										
Nov. 12	@TEN								Inactive										
Nov. 19	@DEN								Inactive										
Nov. 26	CLE	2	0	2	0	0.0	0.0	0	0	0	0	0	0	0	0	0	0	0	
Dec. 4	PIT	4	3	1	0	0.0	0.0	0	0	0	0	0	0	0	0	0	0	0	
Dec. 10	CHI	2	1	1	0	0.0	0.0	0	0	0	0	0	0	0	0	0	0	0	
Dec. 17	@MIN								Injured Reserve										
Dec. 24	DET								Injured Reserve										
Dec. 31	@BAL								Injured Reserve										
TOTALS		32	16	16	0	0.0	0.0	0	0	0	0	0	0	0	0	0	0	0	0

2016 (W/ARIZONA)

DATE	OPP	TACKLES							INTERCEPTIONS				FUMBLES			ST TACKLES			
		T	S	A	TFL	SK	YDS	QH	NO	YDS	LG	TD	PD	FF	FR	YDS	T	S	A
Sept. 11	NE	7	6	1	1	0.0	0.0	0	0	0	0	0	0	0	0	0	0	0	
Sept. 18	TB	2	2	0	0	0.0	0.0	0	0	0	0	0	0	0	0	0	0	0	
Sept. 25	@BUF	4	4	0	1	1.0	13.0	1	0	0	0	0	0	0	0	0	0	0	
Oct. 2	LAR	5	4	1	1	0.0	0.0	0	0	0	0	0	0	0	0	0	0	0	
Oct. 6	@SF	9	5	4	0	1.5	5.0	2	0	0	0	0	0	0	0	0	0	0	
Oct. 17	NYJ	3	3	0	0	0.0	0.0	0	0	0	0	0	0	0	0	0	0	0	
Oct. 23	SEA	7	6	1	2	0.0	0.0	0	0	0	0	0	0	0	0	0	0	0	
Oct. 30	@CAR	9	2	7	0	0.0	0.0	0	0	0	0	0	0	0	0	0	0	0	
Nov. 13	SF	3	3	0	0	0.0	0.0	0	0	0	0	0	0	0	0	0	0	0	
Nov. 20	@MIN	6	5	1	1	0.0	0.0	1	0	0	0	0	0	0	0	0	0	0	
Nov. 27	@ATL	2	2	0	0	0.0	0.0	0	0	0	0	0	0	0	0	0	0	0	
Dec. 4	WAS	5	3	2	1	1.0	10.0	1	0	0	0	0	0	0	0	0	0	0	
Dec. 11	@MIA	0	0	0	0	0.0	0.0	1	0	0	0	0	0	0	0	0	0	0	
Dec. 18	NO	11	10	1	0	0.0	0.0	0	0	0	0	0	2	0	0	0	0	0	
Dec. 24	@SEA	2	1	1	0	0.0	0.0	1	0	0	0	0	0	0	0	0	0	0	
Jan. 1	@LAR	6	3	3	2	0.0	0.0	0	0	0	0	0	0	0	0	0	0	0	
TOTALS		81	59	22	9	3.5	28.0	7	0	0	0	0	2	0	0	0	0	0	0

2015 (W/ARIZONA)

DATE	OPP	TACKLES							INTERCEPTIONS					FUMBLES			ST TACKLES		
		T	S	A	TFL	SK	YDS	QH	NO	YDS	LG	TD	PD	FF	FR	YDS	T	S	A
Sept. 13	NO	7	5	2	1	0.0	0.0	0	0	0	0	0	0	0	0	0	0	0	0
Sept. 20	@CHI	4	4	0	0	0.0	0.0	0	0	0	0	0	0	0	0	0	0	0	0
Sept. 27	SF	8	7	1	2	0.0	0.0	0	0	0	0	0	0	0	0	0	0	0	0
Oct. 4	STL	2	1	1	1	0.0	0.0	0	0	0	0	0	0	0	0	0	0	0	0
Oct. 11	@DET	9	7	2	2	0.0	0.0	1	0	0	0	0	1	0	0	0	0	0	0
Oct. 18	@PIT	4	3	1	1	0.0	0.0	0	0	0	0	0	0	0	0	0	0	0	0
Oct. 26	BAL	6	4	2	0	0.0	0.0	0	0	0	0	0	0	0	0	0	0	0	0
Nov. 1	@CLE	7	5	2	1	0.0	0.0	2	0	0	0	0	0	0	0	0	0	0	0
Nov. 15	@SEA	4	2	2	0	0.0	0.0	0	0	0	0	0	0	1	0	0	0	0	0
Nov. 22	CIN	10	7	3	0	0.0	0.0	1	0	0	0	0	0	0	0	0	0	0	0
Nov. 29	@SF	7	5	2	0	0.5	3.5	1	0	0	0	0	0	0	0	0	0	0	0
Dec. 6	@STL	4	3	1	0	0.0	0.0	1	0	0	0	0	0	0	0	0	0	0	0
Dec. 10	MIN	3	3	0	0	0.0	0.0	0	0	0	0	0	0	0	0	0	0	0	0
Dec. 20	@PHI	6	6	0	0	0.0	0.0	0	0	0	0	0	0	0	0	0	0	0	0
Dec. 27	GB	8	6	2	0	0.0	0.0	0	0	0	0	0	0	0	0	0	0	0	0
Jan. 3	SEA	5	4	1	0	0.0	0.0	0	0	0	0	0	1	0	0	0	0	0	0
TOTALS		94	72	22	8	0.5	3.5	6	0	0	0	0	2	1	0	0	0	0	0
PLAYOFFS																			
Jan. 16	GB	4	4	0	1	0.0	0.0	0	0	0	0	0	0	0	0	0	0	0	0
Jan. 24	@CAR	8	2	6	1	0.0	0.0	0	0	0	0	0	0	0	0	0	0	0	0
TOTALS		12	6	6	2	0.0	0.0	0	0	0	0	0	0	0	0	0	0	0	0

2014 (W/ARIZONA)

DATE	OPP	TACKLES							INTERCEPTIONS					FUMBLES			ST TACKLES		
		T	S	A	TFL	SK	YDS	QH	NO	YDS	LG	TD	PD	FF	FR	YDS	T	S	A
Sept. 8	SD	3	3	0	0	0.0	0.0	0	0	0	0	0	0	0	0	0	0	0	0
Sept. 14	@NYG	5	2	3	0	0.0	0.0	0	0	0	0	0	0	0	0	0	0	0	0
Sept. 21	SF	2	2	0	0	0.0	0.0	0	0	0	0	0	0	0	0	0	0	0	0
Oct. 5	@DEN	3	3	0	1	0.0	0.0	0	0	0	0	0	0	0	0	0	0	0	0
Oct. 12	WAS	0	0	0	0	0.0	0.0	0	0	0	0	0	0	0	0	0	0	0	0
Oct. 19	@OAK	4	4	0	0	0.0	0.0	0	0	0	0	0	0	0	0	0	0	0	0
Oct. 26	PHI	3	3	0	0	0.0	0.0	0	0	0	0	0	0	0	0	0	0	0	0
Nov. 2	@DAL	0	0	0	0	0.0	0.0	0	0	0	0	0	0	0	0	0	0	0	0
Nov. 9	STL	1	1	0	0	0.0	0.0	0	0	0	0	0	0	0	0	0	0	0	0
Nov. 16	DET	2	2	0	0	0.0	0.0	0	0	0	0	0	0	0	0	0	0	0	0
Nov. 23	@SEA	5	4	1	2	1.0	1.0	1	0	0	0	0	0	0	0	0	0	0	0
Nov. 30	@ATL	0	0	0	0	0.0	0.0	1	0	0	0	0	0	0	0	0	0	0	0
Dec. 7	KC	3	2	1	0	0.0	0.0	1	0	0	0	0	0	0	0	0	0	0	0
Dec. 11	@STL	3	3	0	0	0.0	0.0	0	0	0	0	0	0	0	0	0	0	0	0
Dec. 21	SEA	4	4	0	1	0.0	0.0	0	0	0	0	0	0	0	0	0	0	0	0
Dec. 28	SF	6	6	0	1	0.0	0.0	0	0	0	0	0	0	0	0	0	0	0	0
TOTALS		44	39	5	5	1.0	1.0	3	0	0	0	0	0	0	0	0	0	0	0
PLAYOFFS																			
Jan. 3	@CAR	2	2	0	0	0.0	0.0	0	0	0	0	0	0	0	0	0	0	0	0
TOTALS		2	2	0	0	0.0	0.0	0	0	0	0	0	0	0	0	0	0	0	0

#98

ANTHONY NELSON

OUTSIDE LINEBACKER

HT: 6-7 WT: 271

DOB: 3/4/97

NFL: 3RD YEAR

ACQ: D4, 2019

COLLEGE: IOWA



ACQUIRED BY BUCS:

- X Selected in the fourth round (107th overall) of the 2019 NFL Draft by the Buccaneers.

AWARDS & ACCOLADES:

- X Super Bowl LV Champion.

CAREER HIGHLIGHTS:

- X Has played in 34 regular season games, with two starts, recording 32 tackles (three for loss), nine quarterback hits, 2.0 sacks, two passes defended and one forced fumble. Also has four career special teams tackles.
- X Has played in four postseason games, recording three tackles (one for loss), one sack and two quarterback hits. Also tallied one special teams tackle.
- X Tampa Bay's 2020 defense led the league in rushing yards allowed per game (80.6) and yards allowed per rush (3.60), while ranking sixth in yards allowed per play (5.12), sixth in yards allowed per game (327.1), ranking tied for second in tackles for loss (91), tied for fourth in sacks (48.0) and tied for fifth in takeaways (25).
- X Notched first career sack at Detroit (12/27/20).
- X Tallied first career forced fumble and pass defended at Carolina (9/12/19).
- X Made first career start at Los Angeles Rams (9/29/19).

- X Made NFL debut in a reserve role vs. San Francisco (9/8/19).

2021 HIGHLIGHTS:

- X Played in a reserve role in the season opener against Dallas (9/9), helping the defense limit Dallas to 60 yards rushing and 3.3 yards per carry.
- X Registered one tackle against Atlanta (9/19) and was part of a defense that held the Falcons to 55 rushing yards on 20 attempts (2.8 avg.).
- X Tallied one tackle at L.A. Rams (9/26).
- X At New England (10/3), was part of a defense that held the Patriots to -1 yards rushing - the fewest allowed in a game in Buccaneers history and the fewest allowed by any NFL team since 2007.
- X Played in a reserve role against Miami (10/10).
- X Part of a defense that limited Philadelphia (10/14) to 213 total yards.
- X Against Chicago (10/24), tallied two tackles.
- X Registered two special teams tackles at New Orleans (10/31).
- X At Washington (11/14), recorded four tackles and a sack.

COLLEGE:

- X Played in 37 games at Iowa (2015-18), totaling 119 tackles (31 for loss), 23.0 sacks, seven passes defended, four forced fumbles and one fumble recovery, which was recovered in the end zone for a touchdown.
- X Three-time Academic All-Big Ten selection
- X Posted 9.5 sacks as a redshirt junior (2018), tied for the second-most in the Big Ten and tied for the 17th-most in the FBS, while adding 45 tackles (13.5 for loss).



- X Named second-team All-Big-Ten by the league's media, while earning third-team honors from Phil Steele and the league's coaches.
- X In 2017, as a redshirt sophomore (2017), recorded 41 tackles (9.5 for loss), 7.5 sacks, four passes defended, two forced fumbles and a blocked field goal, earning third-team All-Big Ten honors from the league's media and honorable mention from the league's coaches.
- X Played in all 13 games as a redshirt freshman (2016), registering 33 tackles (eight for loss), 7.0 sacks, two forced fumbles and a pass defended.
- X Redshirted in 2015.



PERSONAL/COMMUNITY:

- X Attended Waukee High School (Urbandale, Iowa), where he earned Class 4A Western Iowa Defensive Player of the Year as a senior was named to the Des Moines Register Elite all-state team as a senior and first-team all-state by Iowa Newspaper.

- X Son of Christy and Jeff Nelson.
- X Father, Jeff, played football at Iowa.
- X In 2020, supported Special Olympics as part of the NFL's My Cause, My Cleats initiative.
- X In June 2019, rookies participated in Tampa's Police Department Citizen's Academy and visited MacDill's Air Force Base.
- X Nelson participated in the Linebackers Light Up the Holidays event as part of the 2019 holiday season, helping surprise a group of children with a shopping spree at Target.

NELSON'S CAREER STATISTICS

Year	Team	GP	GS	Tackles			Sk	Yds	INT					Fumbles				ST Tackles		
				T	S	A			No	Yds	Lg	TD	PD	FF	FR	Yds	T	S	A	
2019	Tampa Bay	9	1	8	1	7	0.0	0.0	0	0	0	0	1	1	0	0	0	0	0	0
2020	Tampa Bay	16	1	16	10	6	1.0	10.0	0	0	0	0	1	0	0	0	2	1	1	
2021	Tampa Bay	9	0	8	4	4	1.0	6.0	0	0	0	0	0	0	0	2	0	2		
NFL Totals		34	2	32	15	17	2.0	16.0	0	0	0	0	2	1	0	0	4	1	3	

Year	Team	GP	GS	Tackles			Sk	Yds	INT					Fumbles				ST Tackles		
				T	S	A			No	Yds	Lg	TD	PD	FF	FR	Yds	T	S	A	
2020	Tampa Bay	4	0	3	3	0	1.0	6.0	0	0	0	0	0	0	0	0	1	1	0	
Postseason		4	0	3	3	0	1.0	6.0	0	0	0	0	0	0	0	0	1	1	0	

NELSON'S GAME-BY-GAME STATISTICS

2021

DATE	OPP	TACKLES							INTERCEPTIONS					FUMBLES			ST TACKLES				
		T	S	A	TFL	SK	YDS	QH	NO	YDS	LG	TD	PD	FF	FR	YDS	T	S	A		
Sept. 9	DAL	0	0	0	0	0.0	0.0	0	0	0	0	0	0	0	0	0	0	0	0		
Sept. 19	ATL	1	0	1	0	0.0	0.0	0	0	0	0	0	0	0	0	0	0	0	0		
Sept. 26	@LAR	1	0	1	0	0.0	0.0	0	0	0	0	0	0	0	0	0	0	0	0		
Oct. 3	@NE	0	0	0	0	0.0	0.0	0	0	0	0	0	0	0	0	0	0	0	0		
Oct. 10	MIA	0	0	0	0	0.0	0.0	0	0	0	0	0	0	0	0	0	0	0	0		
Oct. 14	@PHI	0	0	0	0	0.0	0.0	0	0	0	0	0	0	0	0	0	0	0	0		
Oct. 24	CHI	2	2	0	0	0.0	0.0	0	0	0	0	0	0	0	0	0	0	0	0		
Oct. 31	@NO	0	0	0	0	0.0	0.0	0	0	0	0	0	0	0	0	0	0	2	0	2	
Nov. 14	@WAS	4	2	2	1	1.0	6.0	2	0	0	0	0	0	0	0	0	0	0	0	0	
Nov. 22	NYG																				
Nov. 28	@IND																				
Dec. 5	@ATL																				
Dec. 12	BUF																				
Dec. 19	NO																				
Dec. 26	@CAR																				
Jan. 2	@NYJ																				
Jan. 9	CAR																				
TOTALS		8	4	4	1	1.0	6.0	2	0	0	0	0	0	0	0	0	0	0	2	0	2

2020

DATE	OPP	TACKLES							INTERCEPTIONS					FUMBLES			ST TACKLES				
		T	S	A	TFL	SK	YDS	QH	NO	YDS	LG	TD	PD	FF	FR	YDS	T	S	A		
Sept. 13	@NO	0	0	0	0	0.0	0.0	0	0	0	0	0	0	0	0	0	0	0	0	0	
Sept. 20	CAR	0	0	0	0	0.0	0.0	0	0	0	0	0	0	0	0	0	0	1	1	0	
Sept. 27	@DEN	2	0	2	0	0.0	0.0	1	0	0	0	0	0	0	0	0	0	0	0	0	
Oct. 4	LAC	1	1	0	1	0.0	0.0	0	0	0	0	0	0	0	0	0	0	0	0	0	
Oct. 8	@CHI	0	0	0	0	0.0	0.0	0	0	0	0	0	0	0	0	0	0	0	0	0	
Oct. 18	GB	2	2	0	0	0.0	0.0	0	0	0	0	0	0	0	0	0	0	0	0	0	
Oct. 25	@LV	3	3	0	0	0.0	0.0	1	0	0	0	0	0	0	0	0	0	1	1	0	
Nov. 2	@NYG	0	0	0	0	0.0	0.0	1	0	0	0	0	0	0	0	0	0	0	0	0	
Nov. 8	NO	2	1	1	0	0.0	0.0	0	0	0	0	0	0	0	0	0	1	0	1	0	
Nov. 15	@CAR	0	0	0	0	0.0	0.0	0	0	0	0	0	0	0	0	0	0	0	0	0	
Nov. 23	LAR	0	0	0	0	0.0	0.0	0	0	0	0	0	0	0	0	0	0	0	0	0	
Nov. 29	KC	0	0	0	0	0.0	0.0	1	0	0	0	0	0	0	0	0	0	0	0	0	
Dec. 13	MIN	2	1	1	0	0.0	0.0	1	0	0	0	0	0	0	0	0	0	0	0	0	
Dec. 20	@ATL	0	0	0	0	0.0	0.0	0	0	0	0	0	1	0	0	0	0	0	0	0	
Dec. 27	@DET	2	1	1	1	1.0	10.0	1	0	0	0	0	0	0	0	0	0	0	0	0	
Jan. 3	ATL	2	1	1	0	0.0	0.0	1	0	0	0	0	0	0	0	0	0	0	0	0	
TOTALS		16	10	6	2	1.0	10.0	7	0	0	0	0	1	0	0	0	2	1	1	0	
PLAYOFFS																					
Jan. 9	@WAS	1	1	0	1	1.0	6.0	1	0	0	0	0	0	0	0	0	0	0	0	0	
Jan. 17	@NO	1	1	0	0	0.0	0.0	0	0	0	0	0	0	0	0	0	0	0	0	0	
Jan. 24	@GB	1	1	0	0	0.0	0.0	0	0	0	0	0	0	0	0	0	0	0	0	0	
Feb. 7	KC	0	0	0	0	0.0	0.0	1	0	0	0	0	0	0	0	0	0	1	1	0	
TOTALS		3	3	0	1	1.0	6.0	1	0	0	0	0	0	0	0	0	0	0	0	0	

2019

DATE	OPP	TACKLES							INTERCEPTIONS					FUMBLES			ST TACKLES			
		T	S	A	TFL	SK	YDS	QH	NO	YDS	LG	TD	PD	FF	FR	YDS	T	S	A	
Sept. 8	SF	0	0	0	0	0.0	0.0	0	0	0	0	0	0	0	0	0	0	0	0	0
Sept. 12	@CAR	1	0	1	0	0.0	0.0	0	0	0	0	0	1	1	0	0	0	0	0	0
Sept. 22	NYG	3	0	3	0	0.0	0.0	0	0	0	0	0	0	0	0	0	0	0	0	0
Sept. 29	@LAR	1	0	1	0	0.0	0.0	0	0	0	0	0	0	0	0	0	0	0	0	0
Oct. 6	@NO	1	1	0	0	0.0	0.0	0	0	0	0	0	0	0	0	0	0	0	0	0
Oct. 13	CAR	0	0	0	0	0.0	0.0	0	0	0	0	0	0	0	0	0	0	0	0	0
Oct. 27	@TEN	1	0	1	0	0.0	0.0	0	0	0	0	0	0	0	0	0	0	0	0	0
Nov. 3	@SEA	0	0	0	0	0.0	0.0	0	0	0	0	0	0	0	0	0	0	0	0	0
Nov. 10	ARI								Inactive											
Nov. 17	NO								Inactive											
Nov. 24	@ATL								Inactive											
Dec. 1	@JAC								Inactive											
Dec. 8	IND								Inactive											
Dec. 15	@DET								Inactive											
Dec. 21	HOU								Did Not Play											
Dec. 29	ATL	1	0	1	0	0.0	0.0	0	0	0	0	0	0	0	0	0	0	0	0	0
TOTALS		8	1	7	0	0.0	0.0	0	0	0	0	0	1	1	0	0	0	0	0	0

#56

RAKEEM NUÑEZ-ROCHES

DEFENSIVE LINEMAN

HT: 6-2 WT: 307

DOB: 3/4/97

NFL: 7TH YEAR

ACQ: FA, 2018

COLLEGE: SOUTHERN MISS

ACQUIRED BY BUCS:

- X Signed by Tampa Bay as a free agent on October 2, 2018.

ORIGINALLY ENTERED NFL:

- X Originally entered the NFL as a sixth-round pick (217th overall) of the Kansas City Chiefs in the 2015 NFL Draft.

AWARDS & ACCOLADES:

- X Super Bowl LV Champion.

CAREER HIGHLIGHTS:

- X Played for Kansas City (2015-17) and spent time in the 2018 offseason with the Indianapolis Colts.
- X Has played in 77 career regular season games, with 27 starts, registering 89 tackles (eight for loss), nine quarterback hits, 1.5 sacks and one fumble recovery.
- X Has played in three career postseason games, recording four tackles and one quarterback hit.
- X Tampa Bay's 2020 defense led the league in rushing yards allowed per game (80.6) and yards allowed per rush (3.60), while ranking sixth in yards allowed per play (5.12), sixth in yards allowed per game (327.1), ranking tied for second in tackles for loss (91), tied for fourth in sacks (48.0) and tied for fifth in takeaways (25).
- X Recorded first career fumble recovery vs. New York Giants (9/22/19).



- X Registered first career sack against Oakland (12/8/16).
- X Made first career start at Carolina (11/13/16), recording four tackles (two for loss) and a sack.
- X Made NFL debut at Minnesota (10/18/15).

2021 HIGHLIGHTS:

- X Part of a Buccaneers defense that is allowing the eighth-fewest yards per game (334.0) and seventh-fewest yards per play (5.28) while ranking second in the NFL in rush defense (79.8 yards per game).
- X Registered one tackle in season opener against Dallas (9/9). Part of a defense that limited the Cowboys to 60 rushing yards.
- X Against Atlanta (9/19), tallied two tackles, including a three-yard tackle for loss on third-and-one, forcing a Falcons punt from their own 10-yard line - helping set up a Buccaneers touchdown. Was part of a defense that held the Falcons to 55 rushing yards on 20 attempts (2.8 avg.).
- X Tallied one tackle at L.A. Rams (9/26).
- X At New England (10/3), was part of a defense that held the Patriots to -1 yards rushing - the fewest allowed in a game in Buccaneers history and the fewest allowed by any NFL team since 2007.
- X Played in a reserve role against Miami (10/10).
- X Part of a defense that limited Philadelphia (10/14) to 213 total yards.
- X Played in a reserve role against Chicago (10/24).
- X Registered one tackle for loss at New Orleans (10/31).
- X At Washington (11/14), notched two tackles.

COLLEGE/PERSONAL:

- X Started 24-of-31 games at Southern Miss (2011-14), recording 105 tackles (22.0 for loss), 4.0 sacks, a forced fumble and a blocked field goal.
- X Declared for the NFL draft following his redshirt junior season.
- X Named first-team All-Conference USA following his redshirt junior year (2014), starting all 11 games, with 58 tackles and 3.0 sacks.
- X Took a medical redshirt in 2013.
- X Honorable mention All-Conference USA as a sophomore (2012), starting 11-of-12 games, with 37 tackles and one sack.
- X Earned Conference USA All-freshman team honors in 2011.
- X Majored in biological sciences.
- X Attended Central High School (Phenix City, Alabama).
- X Son of Stephanie Worthy and Bobby Smith
- X His wife serves in the Air Force, while his father and three cousins served



in the Army and an additional cousin serves in the Navy.

- X A native of Dangriga, Belize.

COMMUNITY:

- X In 2020, supported the Breaking Boundaries Foundation as part of the NFL's My Cause, My Cleats initiative.
- X Nunez-Roches, along with the defensive lineman hosted the 8th annual "D-Line Delivers Christmas" in 2019. Local families were surprised with a tour of AdventHealth Training Center, dinner with D-Line, and a shopping spree at Target.

NUNEZ-ROCHES' CAREER STATISTICS

Year	Team	GP	GS	Tackles			Sk	Yds	INT				Fumbles			ST Tackles				
				T	S	A			No	Yds	Lg	TD	PD	FF	FR	Yds	T	S	A	
2015	Kansas City	7	0	4	4	0	0.0	0.0	0	0	0	0	0	0	0	0	0	0	0	0
2016	Kansas City	11	5	23	14	9	1.0	0.0	0	0	0	0	0	0	0	0	0	0	0	0
2017	Kansas City	16	11	24	13	11	0.5	0.0	0	0	0	0	0	0	0	0	0	0	0	0
2018	Tampa Bay	3	0	2	2	0	0.0	0.0	0	0	0	0	0	0	0	0	0	0	0	0
2019	Tampa Bay	16	0	9	5	4	0.0	0.0	0	0	0	0	0	0	1	0	0	0	0	0
2020	Tampa Bay	16	11	20	7	13	0.0	0.0	0	0	0	0	0	0	0	0	0	0	0	0
2020	Tampa Bay	9	0	7	3	4	0.0	0.0	0	0	0	0	0	0	0	0	0	0	0	0
NFL Totals		78	27	89	48	41	1.5	0.0	0	0	0	0	0	0	0	1	0	0	0	0

Year	Team	GP	GS	Tackles			Sk	Yds	INT				Fumbles			ST Tackles				
				T	S	A			No	Yds	Lg	TD	PD	FF	FR	Yds	T	S	A	
2016	Kansas City	1	0	1	0	1	0.0	0.0	0	0	0	0	0	0	0	0	0	0	0	0
2020	Tampa Bay	4	4	3	0	3	0.0	0.0	0	0	0	0	0	0	0	0	0	0	0	0
Postseason		5	4	4	0	4	0.0	0.0	0	0	0	0	0	0	0	0	0	0	0	0

NUNEZ-ROCHES' GAME-BY-GAME STATISTICS

2021

DATE	OPP	TACKLES							INTERCEPTIONS					FUMBLES			ST TACKLES		
		T	S	A	TFL	SK	YDS	QH	NO	YDS	LG	TD	PD	FF	FR	YDS	T	S	A
Sept. 9	DAL	1	0	1	0	0.0	0.0	1	0	0	0	0	0	0	0	0	0	0	0
Sept. 19	ATL	2	1	1	1	0.0	0.0	0	0	0	0	0	0	0	0	0	0	0	0
Sept. 26	@LAR	1	0	1	0	0.0	0.0	0	0	0	0	0	0	0	0	0	0	0	0
Oct. 3	@NE	0	0	0	0	0.0	0.0	0	0	0	0	0	0	0	0	0	0	0	0
Oct. 10	MIA	0	0	0	0	0.0	0.0	0	0	0	0	0	0	0	0	0	0	0	0
Oct. 14	@PHI	0	0	0	0	0.0	0.0	0	0	0	0	0	0	0	0	0	0	0	0
Oct. 24	CHI	0	0	0	0	0.0	0.0	0	0	0	0	0	0	0	0	0	0	0	0
Oct. 31	@NO	1	1	0	1	0.0	0.0	0	0	0	0	0	0	0	0	0	0	0	0
Nov. 14	@WAS	2	1	1	0	0.0	0.0	0	0	0	0	0	0	0	0	0	0	0	0
Nov. 22	NYG																		
Nov. 28	@IND																		
Dec. 5	@ATL																		
Dec.12	BUF																		
Dec. 19	NO																		
Dec. 26	@CAR																		
Jan. 2	@NYJ																		
Jan. 9	CAR																		
TOTALS		7	3	4	1	0.0	0.0	1	0	0	0	0	0	0	0	0	0	0	0

2020

DATE	OPP	TACKLES							INTERCEPTIONS					FUMBLES			ST TACKLES		
		T	S	A	TFL	SK	YDS	QH	NO	YDS	LG	TD	PD	FF	FR	YDS	T	S	A
Sept. 13	@NO	0	0	0	0	0.0	0.0	0	0	0	0	0	0	0	0	0	0	0	0
Sept. 20	CAR	1	1	0	0	0.0	0.0	0	0	0	0	0	0	0	0	0	0	0	0
Sept. 27	@DEN	1	0	1	0	0.0	0.0	0	0	0	0	0	0	0	0	0	0	0	0
Oct. 4	LAC	1	0	1	0	0.0	0.0	0	0	0	0	0	0	0	0	0	0	0	0
Oct. 8	@CHI	0	0	0	0	0.0	0.0	0	0	0	0	0	0	0	0	0	0	0	0
Oct. 18	GB	2	0	2	0	0.0	0.0	0	0	0	0	0	0	0	0	0	0	0	0
Oct. 25	@LV	1	0	1	0	0.0	0.0	0	0	0	0	0	0	0	0	0	0	0	0
Nov. 2	@NYG	1	0	1	0	0.0	0.0	0	0	0	0	0	0	0	0	0	0	0	0
Nov. 8	NO	2	2	0	0	0.0	0.0	1	0	0	0	0	0	0	0	0	0	0	0
Nov. 15	@CAR	1	0	1	0	0.0	0.0	0	0	0	0	0	0	0	0	0	0	0	0
Nov. 23	LAR	1	0	1	0	0.0	0.0	0	0	0	0	0	0	0	0	0	0	0	0
Nov. 29	KC	0	0	0	0	0.0	0.0	0	0	0	0	0	0	0	0	0	0	0	0
Dec. 13	MIN	5	2	3	0	0.0	0.0	1	0	0	0	0	0	0	0	0	0	0	0
Dec. 20	@ATL	2	2	0	0	0.0	0.0	0	0	0	0	0	0	0	0	0	0	0	0
Dec. 27	@DET	0	0	0	0	0.0	0.0	1	0	0	0	0	0	0	0	0	0	0	0
Jan. 3	ATL	2	0	2	0	0.0	0.0	0	0	0	0	0	0	0	0	0	0	0	0
TOTALS		20	7	13	0	0.0	0.0	3	0	0	0	0	0	0	0	0	0	0	0
PLAYOFFS																			
Jan. 9	@WAS	2	0	2	0	0.0	0.0	1	0	0	0	0	0	0	0	0	0	0	0
Jan. 17	@NO	1	0	1	0	0.0	0.0	0	0	0	0	0	0	0	0	0	0	0	0
Jan. 24	@GB	0	0	0	0	0.0	0.0	1	0	0	0	0	0	0	0	0	0	0	0
Feb. 7	KC	0	0	0	0	0.0	0.0	0	0	0	0	0	0	0	0	0	0	0	0
TOTALS		2	0	2	0	0.0	0.0	1	0	0	0	0	0	0	0	0	0	0	0

2019

DATE	OPP	TACKLES							INTERCEPTIONS					FUMBLES			ST TACKLES		
		T	S	A	TFL	SK	YDS	QH	NO	YDS	LG	TD	PD	FF	FR	YDS	T	S	A
Sept. 8	SF	0	0	0	0	0.0	0.0	0	0	0	0	0	0	0	0	0	0	0	0
Sept. 12	@CAR	0	0	0	0	0.0	0.0	0	0	0	0	0	0	0	0	0	0	0	0
Sept. 22	NYG	1	0	1	0	0.0	0.0	0	0	0	0	0	0	1	0	0	0	0	0
Sept. 29	@LAR	2	2	0	1	0.0	0.0	0	0	0	0	0	0	0	0	0	0	0	0
Oct. 6	@NO	1	1	0	0	0.0	0.0	0	0	0	0	0	0	0	0	0	0	0	0
Oct. 13	CAR	1	1	0	0	0.0	0.0	0	0	0	0	0	0	0	0	0	0	0	0
Oct. 27	@TEN	0	0	0	0	0.0	0.0	0	0	0	0	0	0	0	0	0	0	0	0
Nov. 3	@SEA	0	0	0	0	0.0	0.0	0	0	0	0	0	0	0	0	0	0	0	0
Nov. 10	ARI	0	0	0	0	0.0	0.0	0	0	0	0	0	0	0	0	0	0	0	0
Nov. 17	NO	1	0	1	0	0.0	0.0	0	0	0	0	0	0	0	0	0	0	0	0
Nov. 24	@ATL	1	0	1	0	0.0	0.0	1	0	0	0	0	0	0	0	0	0	0	0
Dec. 1	@JAC	0	0	0	0	0.0	0.0	0	0	0	0	0	0	0	0	0	0	0	0
Dec. 8	IND	0	0	0	0	0.0	0.0	0	0	0	0	0	0	0	0	0	0	0	0
Dec. 15	@DET	0	0	0	0	0.0	0.0	0	0	0	0	0	0	0	0	0	0	0	0
Dec. 21	HOU	1	0	1	0	0.0	0.0	0	0	0	0	0	0	0	0	0	0	0	0
Dec. 29	ATL	1	1	0	0	0.0	0.0	0	0	0	0	0	0	0	0	0	0	0	0
TOTALS		8	5	4	1	0.0	0.0	1	0	0	0	0	0	0	1	0	0	0	0

2017 (W/KANSAS CITY)

DATE	OPP	TACKLES							INTERCEPTIONS				FUMBLES			ST TACKLES			
		T	S	A	TFL	SK	YDS	QH	NO	YDS	LG	TD	PD	FF	FR	YDS	T	S	A
Sept. 7	@NE	0	0	0	0	0.0	0.0	0	0	0	0	0	0	0	0	0	0	0	0
Sept. 17	PHI	2	2	0	0	0.0	0.0	0	0	0	0	0	0	0	0	0	0	0	0
Sept. 24	@LAC	1	1	0	0	0.0	0.0	0	0	0	0	0	0	0	0	0	0	0	0
Oct. 2	WAS	0	0	0	0	0.0	0.0	0	0	0	0	0	0	0	0	0	0	0	0
Oct. 8	@HOU	0	0	0	0	0.0	0.0	0	0	0	0	0	0	0	0	0	0	0	0
Oct. 15	PIT	1	0	1	0	0.0	0.0	0	0	0	0	0	0	0	0	0	0	0	0
Oct. 19	@OAK	1	1	0	0	0.0	0.0	0	0	0	0	0	0	0	0	0	0	0	0
Oct. 30	DEN	2	0	2	0	0.5	0.5	1	0	0	0	0	0	0	0	0	0	0	0
Nov. 5	@DAL	5	2	3	0	0.0	0.0	0	0	0	0	0	0	0	0	0	0	0	0
Nov. 19	@NYG	2	0	2	0	0.0	0.0	0	0	0	0	0	0	0	0	0	0	0	0
Nov. 26	BUF	4	4	0	0	0.0	0.0	0	0	0	0	0	0	0	0	0	0	0	0
Dec. 3	@NYJ	3	1	2	0	0.0	0.0	0	0	0	0	0	0	0	0	0	0	0	0
Dec. 10	OAK	1	1	0	0	0.0	0.0	0	0	0	0	0	0	0	0	0	0	0	0
Dec. 16	LAC	1	1	0	0	0.0	0.0	0	0	0	0	0	0	0	0	0	0	0	0
Dec. 24	MIA	0	0	0	0	0.0	0.0	0	0	0	0	0	0	0	0	0	0	0	0
Dec. 31	@DEN	1	0	1	0	0.0	0.0	0	0	0	0	0	0	0	0	0	0	0	0
TOTALS		24	13	11	0	0.5	0.5	1	0	0	0	0	0	0	0	0	0	0	0

2016 (W/KANSAS CITY)

DATE	OPP	TACKLES							INTERCEPTIONS				FUMBLES			ST TACKLES			
		T	S	A	TFL	SK	YDS	QH	NO	YDS	LG	TD	PD	FF	FR	YDS	T	S	A
Sept. 11	SD																		
Sept. 18	@HOU																		
Sept. 25	NYJ																		
Oct. 2	@PIT																		
Oct. 16	@OAK																		
Oct. 23	NO	0	0	0	0	0.0	0.0	0	0	0	0	0	0	0	0	0	0	0	0
Oct. 30	@IND	0	0	0	0	0.0	0.0	1	0	0	0	0	0	0	0	0	0	0	0
Nov. 6	JAC	1	1	0	0	0.0	0.0	0	0	0	0	0	0	0	0	0	0	0	0
Nov. 13	@CAR	4	1	3	0	0.0	0.0	0	0	0	0	0	0	0	0	0	0	0	0
Nov. 20	TB	5	3	2	1	0.0	0.0	0	0	0	0	0	0	0	0	0	0	0	0
Nov. 27	@DEN	6	5	1	2	0.0	0.0	0	0	0	0	0	0	0	0	0	0	0	0
Dec. 4	@ATL	1	0	1	0	0.0	0.0	0	0	0	0	0	0	0	0	0	0	0	0
Dec. 8	OAKL	1	1	0	1	1.0	8.0	1	0	0	0	0	0	0	0	0	0	0	0
Dec. 18	TEN	0	0	0	0	0.0	0.0	0	0	0	0	0	0	0	0	0	0	0	0
Dec. 25	DEN	1	1	0	1	0.0	0.0	1	0	0	0	0	0	0	0	0	0	0	0
Jan. 1	@SD	4	2	2	0	0.0	0.0	0	0	0	0	0	0	0	0	0	0	0	0
TOTALS		23	14	9	5	1.0	8.0	3	0	0	0	0	0	0	0	0	0	0	0

#79

PATRICK O'CONNOR

DEFENSIVE LINEMAN

HT: 6-4 WT: 270

DOB: 11/1/93

NFL: 3RD YEAR

ACQ: FA, 2017

COLLEGE: EASTERN MICHIGAN



ACQUIRED BY BUCS:

- X Signed by Tampa Bay to the practice squad on October 9, 2017. Promoted to the active roster on November 29, 2017.

ORIGINALLY ENTERED NFL:

- X Originally entered the NFL as a seventh-round pick (250th overall) with the Detroit Lions in the 2017 NFL Draft.

AWARDS & ACCOLADES:

- X Super Bowl LV Champion.

CAREER HIGHLIGHTS:

- X Has played in 35 games, recording six tackles (one for loss), two quarterback hits, one sack and six special teams tackles. Also has one blocked punt, which he recovered.
- X Has played in four postseason contests.
- X Since the start of the 2020 season, has played the fourth-most special teams snaps in the NFL (563).
- X At Denver (9/27/20), blocked a punt, which he recovered. The blocked punt was the first for the Buccaneers since 2015 (Jeremiah George, 12/17/15 vs. Chicago).
- X Recorded first career sack against Minnesota (12/13/20), bringing down Vikings QB Kirk Cousins for a 10-yard loss.
- X Made NFL debut against Green Bay Packers (12/3/17).

2021 HIGHLIGHTS:

- X Saw time on special teams in season opener against Dallas (9/9).
- X Against Atlanta (9/19), played 100 percent of the special teams snaps.
- X Saw time on special teams at L.A. Rams (9/26) and at New England (10/3).
- X Inactive vs. Miami (10/10).

- X Returned to action at Philadelphia (10/14), notching a special teams tackle.
- X Played every special teams snaps and 11 defensive snaps against Chicago (10/24).
- X At New Orleans (10/31) and at Washington (11/14), played every snap on special teams and six snaps on defense, tallying one tackle.

COLLEGE:

- X Played in 49 games at Eastern Michigan (2012-16), recording 166 tackles, 33.5 tackles for loss, 20.0 sacks, eight passes defended and seven forced fumbles.
- X Recorded a career-best 14.5 tackles for loss, 8.5 sacks and five forced fumbles as a senior (2016), accumulating 42 tackles in 13 games.
- X Sat out the 2015 season as a medical redshirt.
- X Named first team All-MAC as a junior (2014), leading the MAC with 7.5 sacks and adding a career-best 64 tackles with 14 tackles for loss and two forced fumbles in 12 games played.
- X Honored with the John E. Borowiec Most Valuable Defensive Player Award in back-to-back seasons (2013-14) during his time with the Eagles and as the 2014 Team MVP at the end-of-year banquet.
- X Played in all 12 games as a sophomore (2013), collecting 44 tackles, five tackles for loss, four sacks and three passes defended.
- X Appeared in all 12 games as a freshman (2012), recording 16 tackles.
- X Recognized as the E-Gridiron Group Defensive Newcomer of the Year at the team's 2012 banquet.
- X Majored in communications.

PERSONAL/COMMUNITY:

- X Attended Saint Rita High School (Chicago, Illinois).
- X Named 2011 Chicago Tribune All-State honorable mention, Chicago Sun Times All-Area honorable mention and first team All-Catholic League Blue.
- X Led his team to a Catholic League Championship in 2010.
- X Son of James O'Connor and Donna Craig.
- X Born Patrick Joseph O'Connor on November 1, 1993.
- X In 2020, supported Christmas Without Cancer as part of the NFL's My Cause, My Cleats initiative.



X O'Connor, along with the defensive lineman hosted the 8th annual “D-Line Delivers Christmas” in 2019. Local families were surprised with a tour of AdventHealth Training Center, dinner with D-Line, and a shopping spree at Target.

O'CONNOR'S CAREER STATISTICS

Year	Team	GP	GS	Tackles			Sk	Yds	INT				Fumbles			ST Tackles				
				T	S	A			No	Yds	Lg	TD	PD	FF	FR	Yds	T	S	A	
2017	Tampa Bay	3	0	0	0	0	0.0	0.0	0	0	0	0	0	0	0	0	0	0	0	0
2019	Tampa Bay	8	0	2	2	0	0.0	0.0	0	0	0	0	0	0	0	0	0	4	2	2
2020	Tampa Bay	16	0	3	2	1	1.0	10.0	0	0	0	0	0	0	0	0	0	1	1	0
2021	Tampa Bay	8	0	1	0	1	0.0	0.0	0	0	0	0	0	0	0	0	0	1	1	0
NFL Totals		35	0	6	4	2	1.0	10.0	0	0	0	0	0	0	0	1	0	6	4	2
Year	Team	GP	GS	Tackles			Sk	Yds	INT				Fumbles			ST Tackles				
				T	S	A			No	Yds	Lg	TD	PD	FF	FR	Yds	T	S	A	
2020	Tampa Bay	4	0	0	0	0	0.0	0.0	0	0	0	0	0	0	0	0	0	0	0	0
Postseason		4	0	0	0	0	0.0	0.0	0	0	0	0	0	0	0	0	0	0	0	0

ADDITIONAL STATISTICS:

Blocked FG: 1, at Denver, 9/27/20

#90

JASON PIERRE-PAUL

OUTSIDE LINEBACKER

HT: 6-5 WT: 175

DOB: 1/1/89

NFL: 12TH YEAR

ACQ: T (NYG), 2018

COLLEGE: USF



ACQUIRED BY BUCS:

- X Joined Tampa Bay on March 22, 2018 in a trade with the New York Giants.

ORIGINALLY ENTERED NFL:

- X Originally entered the NFL as a first-round pick (15th overall) of the New York Giants in the 2010 NFL Draft.

AWARDS & ACCOLADES:

- X 2x Super Bowl Champion (XLVI, LV)
- X 2011 First-Team All-Pro Selection
- X 3x Pro Bowl Selection (2011, 2012, 2020)
- X NFC Defensive Player of the Month (December 2011)
- X 4x NFC Defensive Player of the Week (Week 12, 2016; Week 11, 2013; Week 16, 2011; Week 14, 2011)

CAREER HIGHLIGHTS:

- X Played with the New York Giants (2010-17) before joining Tampa Bay.
- X Has started in 132-of-160 career regular season games, totaling 585 tackles (122 for loss), 163 quarterback hits, 91.5 sacks, 60 passes defended, 21 forced fumbles, 10 fumble recoveries - including a 43-yard fumble returned for a touchdown - and four interceptions, two returned for touchdowns.
- X Started all four games in the 2011 postseason with New York, recording 18 tackles, four passes defended and a half-sack in helping the Giants win Super Bowl XLVI.
- X Has started four postseason contests with Tampa Bay in 2020, recording 13 tackles (three for loss), three

quarterback hits, 2.0 sacks and three passes defended.

- X Tallied 2.0 sacks in the 2020 NFC Championship Game at Green Bay, joining Shaquil Barrett, Simeon Rice (twice), Warren Sapp, Lee Roy Selmon and Steve White as the only players in franchise history to register multiple sacks in a playoff game.
- X Since 2010, when he entered the league, Pierre-Paul's 91.5 sacks are tied for eighth in the league, and his 122 tackles for loss are ninth among all NFL players.
- X Pierre-Paul's 91.5 sacks are tied for the 51st-most in the NFL since sacks became an official statistic in 1982.
- X Pierre-Paul is one of only six players with at least 20 forced fumbles and 10 fumble recoveries since 2010 (also: Lavonte David, Chandler Jones, Khalil Mack, Julius Peppers & J.J. Watt).
- X Pierre-Paul's 60 passes defended are tied for the fourth-most by a front-seven player since 2010.
- X Has 33.0 sacks with Tampa Bay, tied for the seventh-most in franchise history. Since joining the team in 2018, is 12th in the NFL in sacks.



- X Under defensive coordinator Todd Bowles (2019–present), Pierre-Paul has seven strip-sacks, tied for the fifth-most in the NFL during that span.
- X Since 2012, when he scored his first touchdown, Pierre-Paul has three return touchdowns (two interceptions, one fumble recovery), which is tied for the seventh-most among all front-seven players.
- X Tampa Bay's 2020 defense led the league in rushing yards allowed per game (80.6) and yards allowed per rush (3.60), while ranking sixth in yards allowed per play (5.12), sixth in yards allowed per game (327.1), ranking tied for second in tackles for loss (91), tied for fourth in sacks (48.0) and tied for fifth in takeaways (25).
- X A key contributor on the Buccaneers defense in 2019, which led the league in rushing yards allowed and opposing rushing average.
- X Totaled 16.5 sacks in 2011, the fourth-most in a single season in Giants history. That same season, Pierre-Paul led all defensive linemen in tackles (86) and tackles for loss (23).
- X Pierre-Paul tallied 12.5 sacks in 2018, his first season with the Buccaneers, tied for the eighth-most in a single season in team history.
- X Registered a career-best 3.0 sacks in a win at Cleveland (11/27/16), which he matched in a win at Denver (10/15/17) and against Houston (12/21/19).
- X In that same game against Cleveland (11/27/16), recovered a fumble and returned it 43 yards for a touchdown.
- X Recorded first career interception in a win at Dallas, returning it 28 yards for a touchdown. Had his second career interception (also returned for a touchdown, 24 yards) in a win against Green Bay (11/17/13).



- X Tallied a career-high 16 tackles against Washington (12/18/11), the most recorded by a defensive lineman dating back to at least 1994, per Stats, Inc.
- X Forced a career-best two fumbles in a win at Jacksonville (11/28/10).
- X Made first career start at Washington (9/11/11), notching two sacks and a forced fumble, along with six tackles.
- X Made NFL debut against Carolina (9/12/10).

2021 HIGHLIGHTS:

- X Part of a Buccaneers defense that is allowing the eighth-fewest yards per game (334.0) and seventh-fewest yards per play (5.28) while ranking second in the NFL in rush defense (79.8 yards per game).
- X Recorded six tackles in season opener against Dallas (9/9) and was part of a defense that limited the Cowboys to 60 rushing yards.
- X Against Atlanta (9/19), tallied three tackles and a pass defended. Was part of a defense that held the Falcons to 55 rushing yards on 20 attempts (2.8 avg.).
- X Inactive with a shoulder injury at L.A. Rams (9/26) and at New England (10/3).
- X Returned to action against Miami (10/10), recording three tackles and a quarterback hit.
- X At Philadelphia (10/14), notched two tackles (one for loss) and a half-sack.
- X Tallied two sacks, including a strip-sack, against Chicago (10/24).
- X Matched a career-high with two passes defended at New Orleans (10/31), while also contributing three tackles.
- X At Washington (11/14), notched one tackle for loss.



COLLEGE:

- X In his college career, he played in 35 games, recording 161 tackles, 56 tackles for loss, 31.0 sacks, nine passes defended, seven forced fumbles, three fumble recoveries and two interceptions.
- X In his lone season at USF (2009), earned first-team All-America honors from Pro Football Weekly and was a consensus first-team All-Big East selection.
- X Earned All-American and All-Jayhawk Football Conference honors at Fort Scott (2008).
- X Named All-American and first-team All-Western State Conference at College of the Canyons (2007).
- X Majored in interdisciplinary social services.

PERSONAL/COMMUNITY:

- X In 2020, supported the National Alliance on Mental Illness as part of the NFL's My Cause, My Cleats initiative.
- X Pierre-Paul participated in the Linebackers Light Up the Holidays event as part of the 2019 holiday season, helping surprise a group of children with a shopping spree at Target.

MOST SACKS (BUCCANEERS HISTORY)

Name (Years)	Sacks
1. Lee Roy Selmon (1976-84)	78.5
2. Warren Sapp (1995-03)	77.0
3. Simeon Rice (2001-06)	69.5
4. Gerald McCoy (2010-18)	54.5
5. David Logan (1979-86)	39.0
6. Chidi Ahanotu (1993-2000, 2004)	34.5
7. Shaq Barrett (2019-)	33.0
7. Brad Culpepper (1994-99)	33.0
7. Jason Pierre-Paul (2018-)	33.0
10. Ronde Barber (1997-2012)	28.0

- X Spent time at three schools - College of the Canyons (Santa Clarita, California) in 2007, Fort Scott Community College (Fort Scott, Kansas) in 2008 and South Florida in 2009.
- X Attended Deerfield Beach High School (Deerfield Beach, Florida).
- X Lettered in basketball four times before playing football as a senior and earning Class 6A All-District IX consideration.
- X Has a son, Josiah, and a daughter, Jolene.
- X Born Jason Andrew Pierre-Paul on January 1, 1989 in Deerfield Beach, Florida.

2018-21 NFL SACKS

Name (Team)	Sacks
1. T.J. Watt (PIT)	55.0
2. Aaron Donald (LAR)	52.5
3. Myles Garrett (CLE)	48.5
4. Chandler Jones (ARI)	39.0
5. Cameron Jordan (NO)	38.0
6. Shaquil Barrett (TB)	36.0
6. Khalil Mack (CHI)	36.0
8. Danielle Hunter (MIN)	35.0
8. Chris Jones (KC)	35.0
10. Za'Darius Smith (GB)	34.5
11. DeForest Buckner (IND)	33.5
12. Jason Pierre-Paul (TB)	33.0
13. Matt Judon (NE)	32.0
14. Yannick Ngakoue (LV)	31.5
15. Justin Houston (BAL)	31.0

2010-21 NFL SACKS

Name (Team)	Sacks
1. Von Miller (LAR)	110.5
2. Chandler Jones (ARI)	103.0
3. J.J. Watt (ARI)	102.0
4. Justin Houston (BAL)	100.5
5. Cameron Jordan (NO)	97.5
5. Ryan Kerrigan (PHI)	95.5
7. Cameron Wake (Free Agent)	95.0
8. Jason Pierre-Paul (TB)	91.5
8. Aaron Donald (LAR)	91.5
10. Robert Quinn (CHI)	89.0

PIERRE-PAUL'S CAREER STATISTICS

Year	Team	Tackles							INT					Fumbles			ST Tackles		
		GP	GS	T	S	A	Sk	Yds	No	Yds	Lg	TD	PD	FF	FR	Yds	T	S	A
2010	N.Y. Giants	16	0	21	17	4	4.5	36.0	0	0	0	0	6	2	2	54	0	0	0
2011	N.Y. Giants	16	12	86	66	20	16.5	112.0	0	28	28t	1	7	2	0	0	0	0	
2012	N.Y. Giants	16	15	66	43	23	6.5	67.0	1	24	24t	1	5	1	1	10	0	0	
2013	N.Y. Giants	11	6	27	20	7	2.0	15.0	1	0	0	0	4	0	0	0	0	0	
2014	N.Y. Giants	16	16	76	54	22	12.5	88.5	0	0	0	0	6	3	1	0	0	0	
2015	N.Y. Giants	8	8	26	21	5	1.0	9.0	0	0	0	0	6	0	2	0	0	0	
2016	N.Y. Giants	12	12	53	35	18	7.0	40.5	0	0	0	0	8	3	1	43	0	0	
2017	N.Y. Giants	16	16	68	48	20	8.5	48.5	0	0	0	0	5	2	0	0	0	0	
2018	Tampa Bay	16	16	58	48	10	12.5	84.0	0	0	0	0	2	1	1	0	0	0	
2019	Tampa Bay	10	8	27	24	3	8.5	47.0	0	0	0	0	2	2	0	0	0	0	
2020	Tampa Bay	16	16	55	34	21	9.5	62.0	2	15	0	0	6	4	2	6	0	0	
2021	Tampa Bay	7	7	22	14	8	2.5	6.0	0	0	0	0	3	1	0	0	0	0	
NFL Totals		160	132	585	424	161	91.5	615.5	4	67	28t	2	60	21	10	113	0	0	0
Playoffs																			
Year	Team	Tackles							INT					Fumbles			ST Tackles		
		GP	GS	T	S	A	Sk	Yds	No	Yds	Lg	TD	PD	FF	FR	Yds	T	S	A
2011	N.Y. Giants	4	4	18	15	3	0.5	3.5	0	0	0	0	4	0	0	0	0	0	0
2020	Tampa Bay	4	4	13	10	3	2.0	14.0	0	0	0	0	3	0	0	0	0	0	0
Postseason		8	8	31	25	6	2.5	17.5	0	0	0	0	7	0	0	0	0	0	0

SINGLE-GAME HIGHS

Tackles: 16 vs. Washington, 12/18/2011 (w/N.Y. Giants)
Sacks: 3.0, three times, last vs. Houston, 12/21/19
Interceptions: 1, four times, last vs. L.A. Rams, 11/23/20
Passes Defended: 2, 12 times, last at New Orleans, 10/31/21
Forced Fumbles: 2, vs. Jacksonville, 11/28/10 (w/N.Y. Giants)
Fumble Recoveries: 1, 10 times, last vs. Minnesota (12/13/20)
Touchdowns: 1, three times, last at Cleveland, 11/27/16 (FR-TD, w/N.Y. Giants)

PIERRE-PAUL'S GAME-BY-GAME STATISTICS

2021

DATE	OPP	TACKLES							INTERCEPTIONS					FUMBLES			ST TACKLES		
		T	S	A	TFL	SK	YDS	QH	NO	YDS	LG	TD	PD	FF	FR	YDS	T	S	A
Sept. 9	DAL	6	3	3	0	0.0	0.0	0	0	0	0	0	0	0	0	0	0	0	0
Sept. 19	ATL	3	2	1	0	0.0	0.0	0	0	0	0	0	1	0	0	0	0	0	0
Sept. 26	@LAR								Inactive										
Oct. 3	@NE								Inactive										
Oct. 10	MIA	3	2	1	0	0.0	0.0	1	0	0	0	0	0	0	0	0	0	0	0
Oct. 14	@PHI	2	1	1	1	0.5	1.0	1	0	0	0	0	0	0	0	0	0	0	0
Oct. 24	CHI	4	3	1	1	2.0	5.0	2	0	0	0	0	0	1	0	0	0	0	0
Oct. 31	@NO	3	2	1	0	0.0	0.0	0	0	0	0	0	2	0	0	0	0	0	0
Nov. 14	@WAS	1	1	0	1	0.0	0.0	0	0	0	0	0	0	0	0	0	0	0	0
Nov. 22	NYG																		
Nov. 28	@IND																		
Dec. 5	@ATL																		
Dec.12	BUF																		
Dec. 19	NO																		
Dec. 26	@CAR																		
Jan. 2	@NYJ																		
Jan. 9	CAR																		
TOTALS		22	14	8	3	2.5	6.0	4	0	0	0	0	3	1	0	0	0	0	0

2020

DATE	OPP	TACKLES						INTERCEPTIONS				FUMBLES			ST TACKLES				
		T	S	A	TFL	SK	YDS	QH	NO	YDS	LG	TD	PD	FF	FR	YDS	T	S	A
Sept. 13	@NO	3	2	1	1	1.0	9.0	1	0	0	0	0	0	0	0	0	0	0	0
Sept. 20	CAR	4	3	1	1	1.0	6.0	1	0	0	0	0	0	0	1	6	0	0	0
Sept. 27	@DEN	2	1	1	0	1.0	0.0	1	0	0	0	0	0	1	0	0	0	0	0
Oct. 4	LAC	2	0	2	0	0.0	0.0	0	0	0	0	0	0	0	0	0	0	0	0
Oct. 8	@CHI	4	3	1	0	1.0	17.0	1	0	0	0	0	0	1	0	0	0	0	0
Oct. 18	GB	6	2	4	0	1.5	15.0	3	0	0	0	0	0	1	0	0	0	0	0
Oct. 25	@LV	0	0	0	0	0.0	0.0	0	0	0	0	0	0	0	0	0	0	0	0
Nov. 2	@NYG	7	5	2	2	1.0	1.0	1	0	0	0	0	0	0	0	0	0	0	0
Nov. 8	NO	7	5	2	0	0.0	0.0	0	0	0	0	0	1	0	0	0	0	0	0
Nov. 15	@CAR	3	2	1	1	1.0	5.0	2	1	0	0	0	1	0	0	0	0	0	0
Nov. 23	LAR	6	4	2	0	0.0	0.0	0	1	15	15	0	2	0	0	0	0	0	0
Nov. 29	KC	4	3	1	1	1.0	1.0	1	0	0	0	0	0	0	0	0	0	0	0
Dec. 13	MIN	2	1	1	0	1.0	8.0	1	0	0	0	0	0	1	1	0	0	0	0
Dec. 20	@ATL	0	0	0	0	0.0	0.0	0	0	0	0	0	0	0	0	0	0	0	0
Dec. 27	@DET	2	0	2	0	0.0	0.0	2	0	0	0	0	2	0	0	0	0	0	0
Jan. 3	ATL	3	3	0	1	0.0	0.0	0	0	0	0	0	0	0	0	0	0	0	0
TOTALS		55	34	21	7	9.5	62.0	14	2	15	15	0	6	4	2	6	0	0	0
PLAYOFFS																			
Jan. 9	@WAS	3	2	1	1	0.0	0.0	1	0	0	0	0	1	0	0	0	0	0	0
Jan. 17	@NO	2	2	0	0	0.0	0.0	0	0	0	0	0	1	0	0	0	0	0	0
Jan. 24	@GB	5	3	2	2	2.0	14.0	2	0	0	0	0	0	0	0	0	0	0	0
Feb. 7	KC	3	3	0	0	0.0	0.0	0	0	0	0	0	1	0	0	0	0	0	0
TOTALS		13	10	3	3	2.0	14.0	3	0	0	0	0	3	0	0	0	0	0	0

2019

DATE	OPP	TACKLES						INTERCEPTIONS				FUMBLES			ST TACKLES				
		T	S	A	TFL	SK	YDS	QH	NO	YDS	LG	TD	PD	FF	FR	YDS	T	S	A
Sept. 8	SF								Reserve/NFI										
Sept. 12	@CAR								Reserve/NFI										
Sept. 22	NYG								Reserve/NFI										
Sept. 29	@LAR								Reserve/NFI										
Oct. 6	@NO								Reserve/NFI										
Oct. 13	CAR								Reserve/NFI										
Oct. 27	@TEN	3	3	0	3	1.0	4.0	2	0	0	0	0	0	0	0	0	0	0	0
Nov. 3	@SEA	4	2	2	0	0.5	5.0	3	0	0	0	0	1	0	0	0	0	0	0
Nov. 10	ARI	3	2	1	0	0.0	0.0	1	0	0	0	0	0	0	0	0	0	0	0
Nov. 17	NO	3	3	0	0	0.0	0.0	0	0	0	0	0	0	0	0	0	0	0	0
Nov. 24	@ATL	1	1	0	0	1.0	9.0	2	0	0	0	0	0	1	0	0	0	0	0
Dec. 1	@JAC	3	3	0	2	1.0	6.0	3	0	0	0	0	0	0	0	0	0	0	0
Dec. 8	IND	1	1	0	0	0.0	0.0	0	0	0	0	0	0	0	0	0	0	0	0
Dec. 15	@DET	1	1	0	0	0.0	0.0	0	0	0	0	0	0	0	0	0	0	0	0
Dec. 21	HOU	4	4	0	3	3.0	16.0	3	0	0	0	0	0	0	0	0	0	0	0
Dec. 29	ATL	4	4	0	1	2.0	7.0	2	0	0	0	0	1	1	0	0	0	0	0
TOTALS		27	24	3	9	8.5	47.0	16	0	0	0	0	2	2	0	0	0	0	0

2018

DATE	OPP	TACKLES						INTERCEPTIONS				FUMBLES			ST TACKLES				
		T	S	A	TFL	SK	YDS	QH	NO	YDS	LG	TD	PD	FF	FR	YDS	T	S	A
Sept. 9	@NO	0	0	0	0	0.0	0.0	0	0	0	0	0	0	0	0	0	0	0	0
Sept. 16	PHI	5	5	0	1	1.0	4.0	4	0	0	0	0	0	0	0	0	0	0	0
Sept. 24	PIT	5	5	0	2	2.0	8.0	4	0	0	0	0	0	1	0	0	0	0	0
Sept. 30	@CHI	7	6	1	2	1.0	10.0	1	0	0	0	0	0	0	0	0	0	0	0
Oct. 14	@ATL	2	2	0	1	1.0	8.0	1	0	0	0	0	0	0	0	0	0	0	0
Oct. 21	CLE	3	3	0	1	1.0	7.0	1	0	0	0	0	0	0	0	0	0	0	0
Oct. 28	@CIN	3	2	1	2	2.0	16.0	2	0	0	0	0	0	0	0	0	0	0	0
Nov. 4	@CAR	1	0	1	0	0.0	0.0	0	0	0	0	0	0	0	0	0	0	0	0
Nov. 11	WAS	1	0	1	0	0.0	0.0	0	0	0	0	0	0	0	0	0	0	0	0
Nov. 18	@NYG	7	4	3	1	1.5	13.0	2	0	0	0	0	0	0	0	0	0	0	0
Nov. 25	SF	3	3	0	1	1.0	11.0	2	0	0	0	0	0	0	0	0	0	0	0
Dec. 2	CAR	3	3	0	1	1.0	4.0	2	0	0	0	0	0	0	0	0	0	0	0
Dec. 9	NO	8	7	1	1	0.0	0.0	0	0	0	0	0	2	0	1	0	0	0	0
Dec. 16	@BAL	2	2	0	1	0.0	0.0	0	0	0	0	0	0	0	0	0	0	0	0
Dec. 23	@DAL	4	2	1	0	0.0	0.0	0	0	0	0	0	0	0	0	0	0	0	0
Dec. 30	ATL	4	4	0	1	1.0	3.0	1	0	0	0	0	0	0	0	0	0	0	0
TOTALS		58	48	10	16	12.5	84.0	20	0	0	0	0	2	1	1	0	0	0	0

2017 (W/N.Y. GIANTS)

DATE	OPP	TACKLES						INTERCEPTIONS				FUMBLES			ST TACKLES				
		T	S	A	TFL	SK	YDS	QH	NO	YDS	LG	TD	PD	FF	FR	YDS	T	S	A
Sept. 10	@DAL	5	3	2	1	0.0	0.0	1	0	0	0	0	0	0	0	0	0	0	0
Sept. 18	DET	3	3	0	0	1.0	3.0	1	0	0	0	0	0	1	0	0	0	0	0
Sept. 24	@PHI	5	1	4	0	0.0	0.0	0	0	0	0	0	0	0	0	0	0	0	0
Oct. 1	@TB	4	3	1	0	0.5	4.5	1	0	0	0	0	0	0	0	0	0	0	0
Oct. 8	LAC	4	4	0	0	0.0	0.0	1	0	0	0	0	0	0	0	0	0	0	0
Oct. 15	@DEN	8	7	1	3	3.0	17.0	2	0	0	0	0	0	1	0	0	0	0	0
Oct. 22	SEA	4	3	1	0	0.0	0.0	1	0	0	0	0	0	0	0	0	0	0	0
Nov. 5	LAR	3	3	0	0	0.0	0.0	0	0	0	0	0	0	0	0	0	0	0	0
Nov. 12	@SF	5	4	1	2	0.0	0.0	0	0	0	0	0	0	0	0	0	0	0	0
Nov. 19	KC	5	3	2	0	0.0	0.0	0	0	0	0	0	2	0	0	0	0	0	0
Nov. 23	@WAS	5	3	2	2	2.0	14.0	2	0	0	0	0	1	0	0	0	0	0	0
Dec. 3	@OAK	3	1	2	1	0.0	0.0	0	0	0	0	0	0	0	0	0	0	0	0
Dec. 10	DAL	5	2	3	0	0.0	0.0	1	0	0	0	0	0	0	0	0	0	0	0
Dec. 17	PHI	3	2	1	0	0.0	0.0	0	0	0	0	0	0	0	0	0	0	0	0
Dec. 24	@ARI	4	4	0	1	1.0	4.0	2	0	0	0	0	1	0	0	0	0	0	0
Dec. 31	WAS	2	2	0	1	1.0	6.0	1	0	0	0	0	1	0	0	0	0	0	0
TOTALS		68	48	20	11	8.5	48.5	13	0	0	0	0	5	2	0	0	0	0	0

2016 (W/N.Y. GIANTS)

DATE	OPP	TACKLES						INTERCEPTIONS				FUMBLES			ST TACKLES					
		T	S	A	TFL	SK	YDS	QH	NO	YDS	LG	TD	PD	FF	FR	YDS	T	S	A	
Sept. 11	@DAL	6	4	2	0	0.0	0.0	2	0	0	0	0	0	0	0	0	0	0	0	0
Sept. 18	NO	1	1	0	0	0.0	0.0	1	0	0	0	0	1	0	0	0	0	0	0	0
Sept. 25	WAS	8	6	2	2	1.0	6.0	1	0	0	0	0	1	1	0	0	0	0	0	0
Oct. 3	@MIN	2	1	1	0	0.0	0.0	1	0	0	0	0	0	0	0	0	0	0	0	0
Oct. 9	@GB	7	6	1	0	0.0	0.0	0	0	0	0	0	0	0	0	0	0	0	0	0
Oct. 16	BAL	3	2	1	0	0.0	0.0	1	0	0	0	0	2	0	0	0	0	0	0	0
Oct. 23	@LA	1	0	1	0	0.5	1.5	1	0	0	0	0	0	0	0	0	0	0	0	0
Nov. 6	PHI	5	3	2	1	0.0	0.0	2	0	0	0	0	1	0	0	0	0	0	0	0
Nov. 14	CIN	5	2	3	0	0.0	0.0	2	0	0	0	0	2	0	0	0	0	0	0	0
Nov. 20	CHI	5	4	1	1	2.5	19.0	3	0	0	0	0	1	1	0	0	0	0	0	0
Nov. 27	@CLE	7	5	2	3	3.0	14.0	2	0	0	0	0	0	1	1	43	0	0	0	0
Dec. 4	@PIT	3	1	2	0	0.0	0.0	0	0	0	0	0	0	0	0	0	0	0	0	0
Dec. 11	DAL								Inactive											
Dec. 18	DET								Inactive											
Dec. 22	@PHI								Inactive											
Jan. 1	@WAS								Inactive											
TOTALS		53	35	18	7	7.0	40.5	16	0	0	0	0	8	3	1	43	0	0	0	0

2015 (W/N.Y. GIANTS)

DATE	OPP	TACKLES						INTERCEPTIONS				FUMBLES			ST TACKLES						
		T	S	A	TFL	SK	YDS	QH	NO	YDS	LG	TD	PD	FF	FR	YDS	T	S	A		
Sept. 13	@DAL																				
Sept. 20	ATL																				
Sept. 24	WAS																				
Oct. 4	@BUF																				
Oct. 11	SF																				
Oct. 19	@PHI																				
Oct. 25	DAL																				
Nov. 1	@NO																				
Nov. 8	@TB	2	2	0	0	0.0	0.0	2	0	0	0	0	0	0	0	0	0	0	0	0	0
Nov. 15	NE	0	0	0	0	0.0	0.0	1	0	0	0	0	1	0	0	0	0	0	0	0	0
Nov. 29	@WAS	4	2	2	1	0.0	0.0	0	0	0	0	0	0	0	0	0	0	0	0	0	0
Dec. 6	NYJ	6	5	1	2	0.0	0.0	1	0	0	0	0	1	0	1	0	0	0	0	0	0
Dec. 14	@MIA	3	1	2	0	0.0	0.0	1	0	0	0	0	0	0	1	0	0	0	0	0	0
Dec. 20	CAR	3	3	0	1	1.0	9.0	1	0	0	0	0	1	0	0	0	0	0	0	0	0
Dec. 27	@MIN	2	2	0	0	0.0	0.0	1	0	0	0	0	1	0	0	0	0	0	0	0	0
Jan. 3	PHI	6	6	0	0	0.0	0.0	0	0	0	0	0	2	0	0	0	0	0	0	0	0
TOTALS		26	21	5	4	1.0	9.0	7	0	0	0	0	6	0	0	0	0	0	0	0	0

2014 (W/N.Y. GIANTS)

DATE	OPP	TACKLES						INTERCEPTIONS				FUMBLES			ST TACKLES				
		T	S	A	TFL	SK	YDS	QH	NO	YDS	LG	TD	PD	FF	FR	YDS	T	S	A
Sept. 8	@DET	4	2	2	0	0.0	0.0	0	0	0	0	0	0	0	0	0	0	0	0
Sept. 14	ARI	4	2	2	2	1.5	8.5	2	0	0	0	0	2	0	0	0	0	0	0
Sept. 21	HOU	7	6	1	1	0.0	0.0	0	0	0	0	0	1	0	0	0	0	0	0
Sept. 25	@WAS	7	1	6	0	0.0	0.0	0	0	0	0	0	0	0	0	0	0	0	0
Oct. 5	ATL	5	2	3	0	0.0	0.0	2	0	0	0	0	1	0	0	0	0	0	0
Oct. 12	@PHI	4	4	0	0	0.0	0.0	0	0	0	0	0	0	0	0	0	0	0	0
Oct. 19	@DAL	6	6	0	3	2.0	12.0	3	0	0	0	0	0	0	0	0	0	0	0
Nov. 3	IND	2	1	1	0	0.0	0.0	1	0	0	0	0	1	0	0	0	0	0	0
Nov. 9	@SEA	7	6	1	1	0.0	0.0	1	0	0	0	0	1	1	0	0	0	0	0
Nov. 16	SF	1	1	0	0	0.0	0.0	0	0	0	0	0	0	0	0	0	0	0	0
Nov. 23	DAL	2	2	0	0	0.0	0.0	1	0	0	0	0	0	0	1	0	0	0	0
Nov. 30	@JAX	4	3	1	1	1.5	9.5	2	0	0	0	0	0	0	0	0	0	0	0
Dec. 7	@TEN	7	4	3	2	2.0	15.0	1	0	0	0	0	0	1	0	0	0	0	0
Dec. 14	WAS	7	6	1	2	2.5	17.5	5	0	0	0	0	0	1	0	0	0	0	0
Dec. 21	@STL	4	4	0	1	1.0	5.0	1	0	0	0	0	0	0	0	0	0	0	0
Dec. 28	PHI	5	4	1	3	2.0	21.0	2	0	0	0	0	0	0	0	0	0	0	0
TOTALS		76	54	22	16	12.588.5	21	0	0	0	0	6	3	1	0	0	0	0	0

2013 (W/N.Y. GIANTS)

DATE	OPP	TACKLES						INTERCEPTIONS				FUMBLES			ST TACKLES				
		T	S	A	TFL	SK	YDS	QH	NO	YDS	LG	TD	PD	FF	FR	YDS	T	S	A
Sept. 8	@DAL	1	1	0	1	1.0	11.0	1	0	0	0	0	0	0	0	0	0	0	0
Sept. 15	DEN	5	4	1	0	0.0	0.0	0	0	0	0	0	0	0	0	0	0	0	0
Sept. 22	@CAR	5	5	0	1	0.0	0.0	0	0	0	0	0	0	0	0	0	0	0	0
Sept. 29	@KC	1	1	0	0	0.0	0.0	0	0	0	0	0	0	0	0	0	0	0	0
Oct. 6	PHI	1	1	0	1	0.0	0.0	2	0	0	0	0	1	0	0	0	0	0	0
Oct. 10	@CHI	2	1	1	1	0.0	0.0	0	0	0	0	0	0	0	0	0	0	0	0
Oct. 21	MIN	2	1	1	0	0.0	0.0	2	0	0	0	0	1	0	0	0	0	0	0
Oct. 27	@PHI	2	2	0	1	0.0	0.0	0	0	0	0	0	1	0	0	0	0	0	0
Nov. 10	OAK	4	2	2	1	0.0	4.0	1	0	0	0	0	0	0	0	0	0	0	0
Nov. 17	GB	3	1	2	0	0.0	0.0	0	1	24	24t	1	1	0	0	0	0	0	0
Nov. 24	DAL	1	1	0	0	0.0	0.0	0	0	0	0	0	0	0	0	0	0	0	0
Dec. 1	@WAS								Inactive										
Dec. 8	@SD								Inactive										
Dec. 15	SEA								Inactive										
Dec. 22	@DET								Inactive										
Dec. 29	WAS								Inactive										
TOTALS		27	20	7	6	1.0	15.0	6	1	24	24T	1	4	0	0	0	0	0	0

2012 (W/N.Y. GIANTS)

DATE	OPP	TACKLES						INTERCEPTIONS				FUMBLES			ST TACKLES				
		T	S	A	TFL	SK	YDS	QH	NO	YDS	LG	TD	PD	FF	FR	YDS	T	S	A
Sept. 5	DAL	4	3	1	1	0.0	0.0	0	0	0	0	0	0	0	0	0	0	0	0
Sept. 16	TB	8	4	4	2	1.0	8.0	1	0	0	0	0	0	0	0	0	0	0	0
Sept. 20	@CAR	3	1	2	0	0.5	3.0	2	0	0	0	0	2	0	0	0	0	0	0
Sept. 30	@PHI	2	2	0	1	0.0	0.0	0	0	0	0	0	0	0	0	0	0	0	0
Oct. 7	CLE	2	1	1	0	0.0	0.0	0	0	0	0	0	1	0	0	0	0	0	0
Oct. 14	@SF	3	2	1	2	2.0	20.0	3	0	0	0	0	1	0	0	0	0	0	0
Oct. 21	WAS	4	3	1	1	1.0	12.0	1	0	0	0	0	0	1	0	0	0	0	0
Oct. 28	@DAL	4	3	1	1	1.0	9.0	1	0	1	28	28t	1	1	0	0	0	0	0
Nov. 4	PIT	8	6	2	2	1.0	12.0	1	0	0	0	0	0	0	0	0	0	0	0
Nov. 11	@CIN	5	3	2	1	0.0	0.0	0	0	0	0	0	0	0	0	0	0	0	0
Nov. 25	GB	3	1	2	0	0.0	0.0	0	0	0	0	0	0	1	10	0	0	0	0
Dec. 3	@WAS	3	1	2	0	0.0	0.0	0	0	0	0	0	0	0	0	0	0	0	0
Dec. 9	NO	6	5	1	0	0.0	0.0	0	0	0	0	0	0	0	0	0	0	0	0
Dec. 16	@ATL	2	2	0	0	0.0	0.0	0	0	0	0	0	0	0	0	0	0	0	0
Dec. 23	@BAL	4	2	2	1	0.0	0.0	1	0	0	0	0	0	0	0	0	0	0	0
Dec. 30	PHI	5	4	1	1	0.0	0.0	0	0	0	0	0	0	0	0	0	0	0	0
TOTALS		66	43	23	13	6.564.0	10	1	28	28T	1	5	1	1	10	0	0	0	0

2011 (W/N.Y. GIANTS)

DATE	OPP	TACKLES						INTERCEPTIONS				FUMBLES			ST TACKLES				
		T	S	A	TFL	SK	YDS	QH	NO	YDS	LG	TD	PD	FF	FR	YDS	T	S	A
Sept. 11	@WAS	6	5	1	3	2.0	26.0	1	0	0	0	0	0	1	0	0	0	0	0
Sept. 19	STL	2	2	0	2	0.5	4.0	2	0	0	0	0	1	0	0	0	0	0	0
Sept. 25	@PHI	9	7	2	2	2.0	12.0	2	0	0	0	0	1	0	0	0	0	0	0
Oct. 2	@ARI	4	2	2	0	0.0	0.0	1	0	0	0	0	1	0	0	0	0	0	0
Oct. 9	SEA	5	5	0	2	2.0	8.0	3	0	0	0	0	1	0	0	0	0	0	0
Oct. 16	BUF	3	3	0	1	1.0	9.0	2	0	0	0	0	1	0	0	0	0	0	0
Oct. 30	MIA	5	3	2	1	1.0	0.0	2	0	0	0	0	0	0	0	0	0	0	0
Nov. 6	@NE	3	1	2	1	1.0	4.0	1	0	0	0	0	0	0	0	0	0	0	0
Nov. 13	@SF	2	2	0	0	0.0	0.0	0	0	0	0	0	0	0	0	0	0	0	0
Nov. 20	PHI	4	3	1	1	1.0	3.0	1	0	0	0	0	0	0	0	0	0	0	0
Nov. 28	@NO	6	5	1	1	0.0	0.0	1	0	0	0	0	0	0	0	0	0	0	0
Dec. 4	GB	3	3	0	2	0.0	0.0	2	0	0	0	0	2	0	0	0	0	0	0
Dec. 11	@DAL	8	6	2	2	2.0	12.0	2	0	0	0	0	0	1	0	0	0	0	0
Dec. 18	WAS	16	11	5	2	1.0	8.0	3	0	0	0	0	0	0	0	0	0	0	0
Dec. 24	@NYJ	5	4	1	2	2.0	14.0	3	0	0	0	0	0	0	0	0	0	0	0
Jan. 1	DAL	5	4	1	1	1.0	12.0	2	0	0	0	0	0	0	0	0	0	0	0
TOTALS		86	66	20	23	16.5	112.0	28	0	0	0	0	7	2	0	0	0	0	0
PLAYOFFS																			
Jan. 8	ATL	8	6	2	2	0.0	0.0	0	0	0	0	0	0	0	0	0	0	0	0
Jan. 15	@GB	2	2	0	0	0.0	0.0	0	0	0	0	0	1	0	0	0	0	0	0
Jan. 22	@SF	6	5	1	1	0.5	3.5	1	0	0	0	0	1	0	0	0	0	0	0
Feb. 5	@NE	2	2	0	1	0.0	0.0	1	0	0	0	0	2	0	0	0	0	0	0
TOTALS		18	15	3	4	0.5	3.5	2	0	0	0	0	4	0	0	0	0	0	0

2010 (W/N.Y. GIANTS)

DATE	OPP	TACKLES						INTERCEPTIONS				FUMBLES			ST TACKLES				
		T	S	A	TFL	SK	YDS	QBH	NO	YDS	LG	TD	PD	FF	FR	YDS	T	S	A
Sept. 12	CAR	1	0	1	0	0.0	0.0	0	0	0	0	0	0	0	0	0	1	1	0
Sept. 19	@IND	0	0	0	0	0.0	0.0	0	0	0	0	0	0	0	0	0	0	0	0
Sept. 26	TEN	1	1	0	1	0.0	0.0	0	0	0	0	0	0	0	0	0	0	0	0
Oct. 3	CHI	0	0	0	0	0.0	0.0	0	0	0	0	0	0	0	0	0	0	0	0
Oct. 10	@HOU	0	0	0	0	0.0	0.0	1	0	0	0	0	1	0	0	0	2	2	0
Oct. 17	DET	2	2	0	1	0.0	0.0	0	0	0	0	0	0	0	0	0	2	2	0
Oct. 25	@DAL	0	0	0	0	0.0	0.0	1	0	0	0	0	0	0	0	0	0	0	0
Nov. 7	@SEA	0	0	0	0	0.0	0.0	0	0	0	0	0	0	0	0	0	0	0	0
Nov. 14	DAL	1	1	0	0	0.0	0.0	0	0	0	0	0	1	0	0	0	0	0	0
Nov. 21	@PHI	0	0	0	0	0.0	0.0	0	0	0	0	0	0	0	0	0	1	1	0
Nov. 28	JAC	6	5	1	0	2.0	18.0	1	0	0	0	0	0	2	0	0	2	1	1
Dec. 5	WAS	3	3	0	2	2.0	15.0	2	0	0	0	0	1	0	1	0	0	0	0
Dec. 13	@MIN	2	1	1	1	0.0	0.0	0	0	0	0	0	1	0	0	0	0	0	0
Dec. 19	PHI	2	2	0	1	0.5	3.0	2	0	0	0	0	2	0	0	0	0	0	0
Dec. 26	@GB	3	2	1	1	0.0	0.0	0	0	0	0	0	0	0	0	0	0	0	0
Jan. 2	@WAS	0	0	0	0	0.0	0.0	1	0	0	0	0	0	0	1	0	1	1	0
TOTALS		21	17	4	7	4.5	36.0	8	0	0	0	0	6	2	2	0	9	8	1

#8

BRADLEY PINION

PUNTER

HT: 6-5 WT: 228

DOB: 6/1/94

NFL: 7TH YEAR

ACQ: UFA (SF), 2019

COLLEGE: CLEMSON



ACQUIRED BY BUCS:

- X Signed by Tampa Bay on March 14, 2019, as an unrestricted free agent from the San Francisco 49ers.

ORIGINALLY ENTERED NFL:

- X Originally entered the NFL as a fifth-round pick (165th overall) of the San Francisco 49ers in the 2015 NFL Draft.

AWARDS & ACCOLADES:

- X Super Bowl LV Champion
- X 2020 Pro Football Focus Second-Team All-Pro Selection
- X 2x NFC Special Teams Player of the Week (Week 1, 2021, Week 9, 2018).

CAREER HIGHLIGHTS:

- X Played with the San Francisco 49ers (2015-18), before joining the Buccaneers.
- X Has played in 105 career regular season games, logging 476 punts (one blocked) for 20,829 yards (43.8 avg.), with 21 touchbacks, 164 punts inside the 20 and a net average of 39.6 yards.
- X Has kicked off 494 times, with 389 touchbacks (78.7 pct.).
- X Has played in four postseason games, punting 13 times for 540 yards (41.5 avg.), placing seven inside the 20 with a net average of 36.8 yards. Also has 26 kickoffs, with 20 touchbacks.



- X Since entering the league in 2015, Pinion's 164 punts inside the 20 are eighth-most in the NFL.

- X His 78.7 touchback percentage leads the league since 2015 (min. 300 kickoffs).

- X Set an NFL single-season record in 2019 with 88 touchbacks on kickoffs. Posted the second-most ever touchbacks in 2020, with 85.

- X Earned NFC Special Teams Player of the Week after punting three times for 134 yards (career-high 54.7 avg.) with a net average of 48.0 against the Oakland Raiders (11/1/18)

- X Single-game career high for punts inside the 20 is four, accomplished six times (most recently at Arizona Cardinals, 10/28/18).

- X Notched a career-best 48.4 net punting average at Arizona (10/1/17).

- X Registered a career-long 65-yard punt against the Dallas Cowboys (10/2/16) and tied that career long in 2021 season opener against Dallas (9/9/21).

- X Recorded a career-high 433 punting yards at Chicago Bears (12/6/15), while tying a career-high nine punts (matched three times).

- X Made NFL debut against Minnesota Vikings (9/14/15), punting three times for 140 yards, with two inside the 20.

2021 HIGHLIGHTS:

- X Tied for sixth in punts placed inside the 20-yard line, tied for second in punts placed inside the 10-yard line (seven) and tied for eighth in the league in punts inside the five-yard line (two).

- X Tied for second in the NFL in kickoff touchbacks (42), while his 79.2 touchback percentage ranks fourth in the NFL.

- X Named NFC Special Teams Player of the Week for his performance in the season opener against Dallas (9/9), punting four times for 197 yards (49.3 avg.), placing three inside the 10-yard line and averaging a net of 45.8.
- X Three of Pinion's punts were placed inside the 10-yard line, the most of any player in Week 1.
- X Against Atlanta (9/19), punted four times for 189 yards, placing two inside the 20 (one inside the five).
- X Punted four times for 145 yards (net 34.0 avg.), placing one punt inside the 10-yard line at L.A. Rams (9/26). Also had all four kickoffs go for touchbacks.
- X At New England (10/3), punted four times for 170 yards and had four-of-six kickoffs go for touchbacks.
- X Punted once for 41 yards against Miami (10/10), pinning the Dolphins inside their own 20. Also had all eight kickoffs go for touchbacks.
- X At Philadelphia (10/14), punted three times for 42.3 yards, with no returns, placing two punts inside the 20-yard line. Also had all five kickoffs go for touchbacks.
- X Had all seven kickoffs go for touchbacks against Chicago (10/24), while punting four times for 161 yards, with one placed inside the 20 and one touchback.
- X At New Orleans (10/31), punted three times for 126 yards, placing two inside the 20-yard line.
- X Placed two-of-three punts inside the 20-yard line at Washington (11/14), while having two-of-four kickoffs go for touchbacks.

COLLEGE/PERSONAL:

- X Played in 34 games at Clemson (2012-14), punting 140 times for 5,754 yards



(41.1 average), with 55 punts inside the 20 and a 39.2 net average.

- X Declared for the NFL Draft following his junior season.
- X Attended Northwest Cabarrus High School (Concord, North Carolina), where he earned USA Today High School All-American honors.
- X Born Bradley Alexander Pinion on June 1, 1994, in Mecklenburg, North Carolina.

COMMUNITY:

- X In 2020, supported Convoy of Hope as part of the NFL's My Cause, My Cleats initiative.
- X Pinion is one of four leaders on the Social Justice board. He helped create and participate in several social justice initiatives throughout the year, including a visit to the Juvenile Detention Center and Mock Trial.
- X In November 2019, Buccaneers specialist helped serve dinner to patients undergoing cancer treatments and their families at Florida Cancer Specialist.
- X For every punt downed inside the 20-yard line Pinion sponsored a dog at the Hillsborough County Pet Resource Center, taking care of all costs in hopes of finding them a happy home. Since November 2019, Pinion sponsored a total of 15 dogs.

PINION'S CAREER STATISTICS

PUNTING												
YEAR	TEAM	GP	NO	YDS	AVG	OPP		NET	TB	IN 20	LG	BLK
						RET	YDS					
2015	San Francisco	16	91	3,969	43.6	44	282	39.4	5	31	62	0
2016	San Francisco	16	100	4,402	44.0	40	345	39.8	4	28	65	0
2017	San Francisco	16	75	3,255	43.4	33	138	41.3	1	31	59	0
2018	San Francisco	16	68	2,973	43.7	25	195	39.1	4	22	64	1
2019	Tampa Bay	16	57	2,464	43.2	25	222	38.3	3	19	63	0
2020	Tampa Bay	16	55	2,486	45.2	23	236	40.2	2	19	62	0
2021	Tampa Bay	9	30	1,280	42.7	12	86	38.5	2	14	65	0
NFL Totals		105	476	20,829	43.8	201	1,504	39.6	21	164	65	1

PLAYOFFS												
YEAR	TEAM	GP	NO	YDS	AVG	OPP		NET	TB	IN 20	LG	BLK
						RET	YDS					
2020	Tampa Bay	4	13	540	41.5	4	61	36.8	0	7	53	0
NFL Totals		4	13	540	41.5	4	61	36.8	0	7	53	0

SINGLE-GAME HIGHS

Punts: 9, five times, last vs. Seattle, 11/26/17 (w/San Francisco)
Gross Yards: 433, at Chicago, 12/6/15 (w/San Francisco)
Gross Average (min. 4 att.): 52.0, vs. Kansas City, 11/29/20
Net Average (min. 4 att): 48.4, at Arizona, 10/1/17 (w/San Francisco)
Punts Inside the 20: 4, six times, last at Arizona, 10/28/18 (w/San Francisco)
Longest Punt: 65, twice, last vs. Dallas, 9/9/21
ST Tackles: 7 – 2 in 2020 (one in SB LV); 1 in 2019; 1 in 2018; 1 in 2016; 2 in 2015

PINION'S GAME-BY-GAME STATISTICS

2021

DATE	OPP	NO	YDS	AVG	PUNTING		NET	TB	IN 20	LG	BLK
					RET	YDS					
Sept. 9	DAL	4	197	49.3	2	14	45.8	0	3	65	0
Sept. 19	ATL	4	189	47.3	2	11	44.5	0	2	57	0
Sept. 26	@LAR	4	145	36.3	1	9	34.0	0	1	53	0
Oct. 3	@NE	4	170	42.5	2	17	33.3	1	0	55	0
Oct. 10	MIA	1	41	41.0	0	0	41.0	0	1	41	0
Oct. 14	@PHI	3	127	42.3	1	0	42.3	0	2	44	0
Oct. 24	CHI	4	161	40.3	2	13	32.0	1	1	49	0
Oct. 31	@NO	3	126	42.0	1	12	38.0	0	2	54	0
Nov. 14	@WAS	3	124	41.3	1	10	38.0	0	2	46	0
Nov. 22	NYG										
Nov. 28	@IND										
Dec. 5	@ATL										
Dec.12	BUF										
Dec. 19	NO										
Dec. 26	@CAR										
Jan. 2	@NYJ										
Jan. 9	CAR										
TOTALS		30	1,280	42.7	12	86	38.5	1	14	65	0

2020

DATE	OPP	NO	YDS	AVG	RET	PUNTING			TB	IN 20	LG	BLK
						YDS	NET					
Sept. 13	@NO	5	236	47.2	4	59	35.4	0	0	59	0	
Sept. 20	CAR	4	168	42.0	2	-1	-0.5	0	2	49	0	
Sept. 27	@DEN	5	219	43.8	0	0	39.8	1	3	58	0	
Oct. 4	LAC	3	171	57.0	1	10	53.7	0	2	58	0	
Oct. 8	@CHI	3	140	46.7	1	6	44.7	0	1	56	0	
Oct. 18	GB	5	192	38.4	0	-	38.4	0	1	47	0	
Oct. 25	@LV	3	128	42.7	0	-	42.7	0	1	49	0	
Nov. 2	@NYG	3	126	42.0	1	11	38.3	0	1	49	0	
Nov. 8	NO	4	161	40.3	3	30	10.0	0	0	49	0	
Nov. 15	@CAR	0	0	-	0	-	-	0	0	-	0	
Nov. 23	LAR	5	245	49.0	2	4	44.2	1	2	59	0	
Nov. 29	KC	4	208	52.0	4	20	47.0	0	1	62	0	
Dec. 13	MIN	3	151	50.3	2	15	45.3	0	1	61	0	
Dec. 20	@ATL	5	209	41.8	1	4	41.0	0	3	52	0	
Dec. 27	@DET	3	132	44.0	2	78	18.0	0	1	49	0	
Jan. 3	ATL	0	0	-	0	-	-	0	0	-	0	
TOTALS		55	2,486	45.2	23	236	40.2	2	19	62	0	
Playoffs												
DATE	OPP	NO	YDS	AVG	RET	YDS	NET	TB	IN 20	LG	BLK	
Jan. 9	@WAS	3	127	42.3	0	0	42.3	0	2	53	0	
Jan. 17	@NO	4	183	45.8	3	61	30.5	0	2	48	0	
Jan. 24	@GB	2	80	40.0	0	0	40.0	0	2	46	0	
Feb. 7	KC	4	150	37.5	1	0	37.5	0	1	40	0	
TOTALS		14	540	41.5	4	61	36.8	0	7	53	0	

2019

DATE	OPP	NO	YDS	AVG	RET	PUNTING			TB	IN 20	LG	BLK
						YDS	NET					
Sept. 8	SF	2	42	21.0	0	0	21.0	0	1	39	0	
Sept. 12	@CAR	6	295	49.2	4	39	42.7	0	2	63	0	
Sept. 22	NYG	4	179	44.8	1	13	36.5	1	1	49	0	
Sept. 29	@LAR	2	88	44.0	0	0	34.0	1	0	46	0	
Oct. 6	@NO	6	263	43.8	3	8	42.5	0	2	48	0	
Oct. 13	CAR	6	267	44.5	1	10	42.8	0	1	49	0	
Oct. 27	@TEN	3	129	43.0	0	0	43.0	0	2	50	0	
Nov. 3	@SEA	4	161	40.3	2	15	36.5	0	1	45	0	
Nov. 10	ARI	3	142	47.3	1	2	46.7	0	2	49	0	
Nov. 17	NO	3	129	43.0	3	32	32.3	0	1	46	0	
Nov. 24	@ATL	4	175	43.8	3	8	41.8	0	3	54	0	
Dec. 1	@JAC	4	193	48.3	2	48	31.3	1	0	63	0	
Dec. 8	IND	2	91	45.5	2	34	28.5	0	0	46	0	
Dec. 15	@DET	3	109	36.3	0	0	36.3	0	2	40	0	
Dec. 21	HOU	2	81	40.5	1	10	35.5	0	1	42	0	
Dec. 29	ATL	3	120	40.0	2	3	39.0	0	0	46	0	
TOTALS		57	2,646	43.2	25	222	38.3	3	19	63	0	

2018 (w/SAN FRANCISCO)

DATE	OPP	NO	YDS	AVG	RET	PUNTING			TB	IN 20	LG	BLK
						YDS	NET					
Sept. 9	@MIN	4	174	43.5	3	7	41.8	0	1	48	0	
Sept. 16	DET	5	227	45.4	4	11	43.2	0	3	59	0	
Sept. 23	@KC	4	148	37	1	5	35.8	0	1	43	0	
Sept. 30	@LAC	5	235	47	4	82	30.6	0	0	55	0	
Oct. 7	ARI	4	177	44.3	1	0	39.3	1	1	50	0	
Oct. 15	@GB	3	126	42	1	6	40.0	0	0	47	0	
Oct. 21	LAR	4	160	40	2	36	24.8	0	2	54	1	
Oct. 28	@ARI	7	285	40.7	0	0	40.7	0	4	48	0	
Nov. 1	OAK	3	164	54.7	0	0	48.0	1	1	64	0	
Nov. 12	NYG	3	133	44.3	1	7	42.0	0	1	47	0	
Nov. 25	@TB	6	260	43.3	1	6	42.3	0	3	56	0	
Dec. 2	@SEA	5	202	40.4	1	-4	41.2	0	2	48	0	
Dec. 9	DEN	5	210	42	3	20	34.0	1	1	47	0	
Dec. 16	SEA	4	192	48	1	8	41.0	1	0	55	0	
Dec. 23	CHI	4	181	45.3	0	0	45.3	0	1	49	0	
Dec. 30	@LAR	2	99	49.5	2	11	44.0	0	1	55	0	
TOTALS		68	2,973	43.7	25	195	39.1	4	22	64	1	

2017 (W/SAN FRANCISCO)

DATE	OPP	NO	YDS	AVG	RET	PUNTING			IN 20	LG	BLK
						YDS	NET	TB			
Sept. 10	CAR	4	163	40.8	3	7	39.0	0	1	49	0
Sept. 17	@SEA	7	307	43.9	3	0	43.9	0	4	51	0
Sept. 21	LAR	2	83	41.5	1	0	41.5	0	2	51	0
Oct. 1	@ARI	7	351	50.1	4	12	48.4	0	3	59	0
Oct. 8	@IND	6	274	45.7	2	-1	45.8	0	1	55	0
Oct. 15	@WAS	6	254	42.3	1	6	41.3	0	4	49	0
Oct. 22	DAL	4	180	45.0	1	0	45.0	0	2	48	0
Oct. 29	@PHI	8	364	45.5	2	14	41.3	1	2	57	0
Nov. 5	ARI	8	352	44.0	4	16	42.0	0	3	54	0
Nov. 12	NYG	1	45	45.0	1	0	45.0	0	1	45	0
Nov. 26	SEA	9	342	38.0	2	7	37.2	0	4	49	0
Dec. 3	@CHI	2	72	36.0	2	68	2.0	0	0	44	0
Dec. 10	@HOU	5	207	41.4	4	3	40.8	0	2	54	0
Dec. 17	TEN	1	43	43.0	1	0	43.0	0	0	43	0
Dec. 24	JAC	3	131	43.7	0	0	43.7	0	2	45	0
Dec. 31	@LAR	2	87	43.5	2	6	40.5	0	0	51	0
TOTALS		75	3,255	43.4	33	138	41.3	1	31	59	0

2016 (W/SAN FRANCISCO)

DATE	OPP	NO	YDS	AVG	RET	PUNTING			IN 20	LG	BLK
						YDS	NET	TB			
Sept. 12	LAR	7	319	45.6	4	38	40.1	0	1	52	0
Sept. 18	@CAR	7	318	45.4	3	28	41.4	0	4	55	0
Sept. 25	@SEA	7	319	45.6	3	70	32.7	1	2	61	0
Oct. 2	DAL	4	196	49.0	2	25	42.8	0	1	65	0
Oct. 6	ARI	7	349	49.9	4	25	46.3	0	1	57	0
Oct. 16	@BUF	5	209	41.8	2	16	34.6	1	1	57	0
Oct. 23	TB	6	254	42.3	2	15	39.8	0	3	57	0
Nov. 6	NO	2	85	42.5	0	0	42.5	0	0	51	0
Nov. 13	@ARI	7	305	43.6	3	13	41.7	0	3	52	0
Nov. 20	NE	8	333	41.6	4	46	33.4	1	0	49	0
Nov. 27	@MIA	4	189	47.3	3	6	45.8	0	1	59	0
Dec. 4	@CHI	8	308	38.5	1	3	38.1	0	2	44	0
Dec. 11	NYJ	6	239	39.8	1	0	39.8	0	1	46	0
Dec. 18	@ATL	7	318	45.4	2	42	39.4	0	2	57	0
Dec. 24	@LAR	9	372	41.3	5	12	37.8	1	3	47	0
Jan. 1	SEA	6	289	48.2	1	6	47.2	0	3	53	0
TOTALS		100	4,402	44.0	40	345	39.8	4	28	65	0

2015 (W/SAN FRANCISCO)

DATE	OPP	NO	YDS	AVG	RET	PUNTING			IN 20	LG	BLK
						YDS	NET	TB			
Sept. 14	MIN	3	140	46.7	2	9	43.7	0	2	52	0
Sept. 20	@PIT	4	171	42.8	1	16	38.8	0	1	47	0
Sept. 27	@ARI	6	283	47.2	3	14	44.8	0	4	56	0
Oct. 4	GB	6	247	41.2	3	14	38.8	0	1	59	0
Oct. 11	@NYG	3	138	46.0	3	31	35.7	0	0	50	0
Oct. 18	BAL	4	152	38.0	1	9	30.8	1	1	52	0
Oct. 22	SEA	9	390	43.3	5	11	42.1	0	2	54	0
Nov. 1	@STL	9	412	45.8	3	-2	43.8	1	3	60	0
Nov. 8	ATL	5	241	48.2	4	76	33.0	0	0	58	0
Nov. 22	@SEA	7	306	43.7	4	1	43.6	0	2	52	0
Nov. 29	ARI	4	166	41.5	1	15	37.8	0	2	46	0
Dec. 6	@CHI	9	433	48.1	6	72	37.9	1	3	62	0
Dec. 13	@CLE	7	286	40.9	3	11	36.4	1	3	44	0
Dec. 20	CIN	7	284	40.6	3	-1	40.7	0	3	53	0
Dec. 27	@DET	3	125	41.7	0	0	41.7	0	1	47	0
Jan. 3	STL	5	195	39.0	2	6	33.8	1	3	61	0
TOTALS		91	3,969	43.6	44	282	39.4	5	31	62	0

#5

RICHARD SHERMAN

CORNERBACK

HT: 6-3 **WT:** 195

DOB: 3/30/88

NFL: 11TH YEAR

ACQ: FA, 2021

COLLEGE: STANFORD

BUCS



ACQUIRED BY BUCS:

- X Signed by Tampa Bay as a free agent on April 14, 2021.

ORIGINALLY ENTERED NFL:

- X Originally entered the NFL as a fifth-round pick (154th overall) of the Seattle Seahawks in the 2011 NFL Draft.

AWARDS & ACCOLADES:

- X Super Bowl XLVIII Champion.
- X 5x Pro Bowl Selection (2013-16, 2019)
- X 3x AP First-Team All-Pro (2012-14)
- X 2x AP Second-Team All-Pro (2015, 2019)
- X 3x PFWA First-Team All-Pro (2012-14)
- X 4x NFC Defensive Player of the Week (Week 10, 2012; Week 2, 2013; Week 15, 2013; Week 13, 2014)
- X NFC Defensive Player of the Month (September 2013)
- X PFWA All-NFC Team (2019)
- X NFL 2010s All-Decade Team
- X 2011 PFWA All-Rookie Team
- X 2018 Ed Block Courage Award Winner

CAREER HIGHLIGHTS:

- X Played with the Seattle Seahawks (2011-17) and San Francisco 49ers (2018-20) before joining the Buccaneers.
- X Has started 134-of-140 career regular season games he has played, totaling 489 tackles (12 for loss), 115 passes defended, 36 interceptions (returned 478 yards, three touchdowns), seven fumble recoveries (returned 18 yards), five forced fumbles and 2.0 sacks.
- X Has started all 15 postseason contests he has played in, recording 51 tackles (one for loss), 12 passes defended, four interceptions and one forced fumble.
- X Since entering the NFL in 2011, his 36 interceptions are the most in the league, while his 115 passes defended are the fourth-most.
- X Sherman has six games with multiple interceptions since 2011, the most in the NFL during that time. He also has 30 games with multiple passes defended during that span, tied with Jonathan Joseph and Darius Slay for the second-most in the league during that time, trailing only Joe Haden.
- X Has posted a single-game career high of eight tackles in five regular season

2011-21 NFL INTERCEPTION LEADERS

Name (Team)	INT
1. Richard Sherman (TB)	36
2. Marcus Peters (BAL)	31
3. Reggie Nelson (Retired)	29
4. Patrick Peterson (ARI)	28
4. Harrison Smith (MIN)	28

2011-21 PASSES DEFENSED LEADERS

Name (Team)	PD
1. Joe Haden (PIT)	135
2. Jonathan Joseph (Retired)	124
3. Jackrabbit Jenkins (TEN)	121
4. Stephon Gilmore (CAR)	116
5. Richard Sherman (TB)	115

games, most recently at New Orleans (10/30/16). Also has one postseason game with eight tackles (at Atlanta, 1/14/16).

- X Has tallied a career-best four passes defended twice: against San Francisco (12/23/12) and at Dallas (11/1/15).
- X Has scored three career touchdowns - all on interception returns - with the most recent coming at Tampa Bay (9/8/19).
- X Has two career sacks - vs. N.Y. Jets (11/11/12) and at Arizona (10/28/18).
- X Registered first career fumble recovery against Arizona (12/9/12).
- X Made first career start against Cincinnati (10/30/11), recording five tackles and

three passes defended, including his first career interception.

- X Made NFL debut at San Francisco (9/11/11).

2021 HIGHLIGHTS:

- X Made Buccaneers debut at New England (10/3), tallying seven tackles and a fumble recovery.
- X Registered three tackles against Miami (10/10).
- X Notched one tackle at Philadelphia (10/14) before leaving with injury.
- X Inactive vs. Chicago (10/24).
- X Active but did not play at New Orleans (10/31).
- X Did not play at Washington (11/14).

SHERMAN'S CAREER STATISTICS

Year	Team	Tackles						INT				Fumbles			ST Tackles				
		GP	GS	T	S	A	Sk	Yds	No	Yds	Lg	TD	PD	FF	FR	Yds	T	S	A
2011	Seattle	16	10	53	46	7	0.0	0.0	4	45	33	0	17	1	0	0	0	0	0
2012	Seattle	16	16	65	54	11	1.0	16.0	8	57	29	1	24	3	1	0	0	0	0
2013	Seattle	16	16	48	38	10	0.0	0.0	8	125	58t	1	16	0	2	0	0	0	0
2014	Seattle	16	16	57	45	12	0.0	0.0	4	81	53	0	8	1	0	0	0	0	0
2015	Seattle	16	16	50	33	17	0.0	0.0	2	30	26	0	14	0	0	0	0	0	0
2016	Seattle	16	16	58	38	20	0.0	0.0	4	37	31	0	13	0	1	14	0	0	0
2017	Seattle	9	9	35	25	10	0.0	0.0	2	20	19	0	7	0	1	0	0	0	0
2018	San Francisco	14	14	37	30	7	1.0	7.0	0	0	0	0	4	0	1	0	0	0	0
2019	San Francisco	15	15	61	48	13	0.0	0.0	3	65	31t	1	11	0	0	0	0	0	0
2020	San Francisco	5	5	18	16	2	0.0	0.0	1	18	18	0	1	0	0	0	0	0	0
2021	Tampa Bay	3	3	11	11	0	0.0	0.0	0	0	0	0	0	1	4	0	0	0	0
NFL Totals		142	136	493	384	109	2.0	23.0	36	478	53	3	115	5	7	18	0	0	0
PLAYOFFS																			

Year	Team	Tackles						INT				Fumbles			ST Tackles				
		GP	GS	T	S	A	Sk	Yds	No	Yds	Lg	TD	PD	FF	FR	Yds	T	S	A
2012	Seattle	2	2	0	0	0	0.0	0.0	0	0	0	0	3	0	0	0	0	0	0
2013	Seattle	3	3	10	4	6	0.0	0.0	0	0	0	0	2	0	0	0	0	0	0
2014	Seattle	3	3	10	7	3	0.0	0.0	2	0	0	0	3	0	0	0	0	0	0
2015	Seattle	2	2	9	8	1	0.0	0.0	0	0	0	0	2	0	0	0	0	0	0
2016	Seattle	2	2	13	7	6	0.0	0.0	0	0	0	0	0	0	0	0	0	0	0
2019	San Francisco	3	3	9	6	3	0.0	0.0	2	16	13	0	2	1	0	0	0	0	0
Postseason		15	15	51	32	19	0.0	0.0	4	16	13	0	12	1	0	0	0	0	0

SINGLE-GAME HIGHS

Tackles: 8, six times (one postseason), last at Atlanta, 1/14/17, Divisional Round (w/Seattle)

Sacks: 1.0, twice, last at Arizona, 10/28/18 (w/San Francisco)

Interceptions: 2, six times, last vs. Houston, 10/29/17 (w/Seattle)

INT-TD: 1, three times, last at Tampa Bay, 9/8/19 (w/San Francisco)

Passes Defended: 4, twice, last at Dallas, 11/1/15 (w/Seattle)

Forced Fumbles: 1, six times (one postseason), last vs. Kansas City,

Super Bowl LIV, 2/2/20 (w/San Francisco)

Fumble Recoveries: 1, six times, last at Minnesota, 9/9/18 (w/San Francisco)

SHERMAN'S GAME-BY-GAME STATISTICS

2021

DATE	OPP	TACKLES				SK	YDS	QH	INTERCEPTIONS				FUMBLES			ST TACKLES			
		T	S	A	TFL				NO	YDS	LG	TD	PD	FF	FR	YDS	T	S	A
Sept. 9	DAL								Not With Team										
Sept. 19	ATL								Not With Team										
Sept. 26	@LAR								Not With Team										
Oct. 3	@NE	7	7	0	0	0.0	0.0	0	0	0	0	0	0	0	1	4	0	0	0
Oct. 10	MIA	3	3	0	0	0.0	0.0	0	0	0	0	0	0	0	0	0	0	0	0
Oct. 14	@PHI	1	1	0	0	0.0	0.0	0	0	0	0	0	0	0	0	0	0	0	0
Oct. 24	CHI								Inactive										
Oct. 31	@NO								Did Not Play										
Nov. 14	@WAS								Did Not Play										
Nov. 22	NYG																		
Nov. 28	@IND																		
Dec. 5	@ATL																		
Dec.12	BUF																		
Dec. 19	NO																		
Dec. 26	@CAR																		
Jan. 2	@NYJ																		
Jan. 9	CAR																		
TOTALS		11	11	0	0	0.0	0.0	0	0	0	0	0	0	0	1	4	0	0	0

2020 (W/SAN FRANCISCO)

DATE	OPP	TACKLES				SK	YDS	QH	INTERCEPTIONS				FUMBLES			ST TACKLES			
		T	S	A	TFL				NO	YDS	LG	TD	PD	FF	FR	YDS	T	S	A
Sept. 13	ARI	4	4	0	0	0.0	0.0	0	0	0	0	0	0	0	0	0	0	0	0
Sept. 20	@NYJ								Injured Reserve										
Sept. 27	@NYG								Injured Reserve										
Oct. 4	PHI								Injured Reserve										
Oct. 11	MIA								Injured Reserve										
Oct. 18	LAR								Injured Reserve										
Oct. 25	@NE								Injured Reserve										
Nov. 1	@SEA								Injured Reserve										
Nov. 5	GB								Injured Reserve										
Nov. 15	@NO								Injured Reserve										
Nov. 29	@LAR	7	6	1	1	0.0	0.0	0	1	18	18	0	1	0	0	0	0	0	0
Dec. 7	BUF	3	3	0	0	0.0	0.0	0	0	0	0	0	0	0	0	0	0	0	0
Dec. 13	WAS	2	2	0	0	0.0	0.0	0	0	0	0	0	0	0	0	0	0	0	0
Dec. 20	@DAL	2	1	1	0	0.0	0.0	0	0	0	0	0	0	0	0	0	0	0	0
Dec. 26	@ARI								Inactive										
Jan. 3	SEA								Inactive										
TOTALS		18	16	2	1	0.0	0.0	0	1	18	18	0	1	0	0	0	0	0	0

2019 (W/SAN FRANCISCO)

DATE	OPP	TACKLES				SK	YDS	QH	INTERCEPTIONS				FUMBLES			ST TACKLES			
		T	S	A	TFL				NO	YDS	LG	TD	PD	FF	FR	YDS	T	S	A
Sept. 8	@TB	5	4	1	0	0.0	0.0	0	1	31	31t	1	2	0	0	0	0	0	0
Sept. 15	@CIN	4	2	2	0	0.0	0.0	0	0	0	0	0	0	0	0	0	0	0	0
Sept. 22	PIT	2	1	1	0	0.0	0.0	0	0	0	0	0	2	0	0	0	0	0	0
Oct. 7	CLE	4	4	0	0	0.0	0.0	0	1	13	13	0	2	0	0	0	0	0	0
Oct. 13	@LAR	4	3	1	0	0.0	0.0	0	0	0	0	0	0	0	0	0	0	0	0
Oct. 20	@WAS	0	0	0	0	0.0	0.0	0	0	0	0	0	0	0	0	0	0	0	0
Oct. 27	CAR	5	5	0	0	0.0	0.0	0	1	21	21	0	1	0	0	0	0	0	0
Oct. 31	@ARI	5	2	3	0	0.0	0.0	0	0	0	0	0	1	0	0	0	0	0	0
Nov. 11	SEA	6	3	3	0	0.0	0.0	0	0	0	0	0	1	0	0	0	0	0	0
Nov. 17	ARI	3	3	0	0	0.0	0.0	0	0	0	0	0	1	0	0	0	0	0	0
Nov. 24	GB	1	1	0	0	0.0	0.0	0	0	0	0	0	0	0	0	0	0	0	0
Dec. 1	@BAL	7	7	0	0	0.0	0.0	0	0	0	0	0	0	0	0	0	0	0	0
Dec. 8	@NO	7	7	0	1	0.0	0.0	0	0	0	0	0	1	0	0	0	0	0	0
Dec. 15	ATL								Inactive										
Dec. 21	LAR	4	4	0	1	0.0	0.0	0	0	0	0	0	0	0	0	0	0	0	0
Dec. 29	@SEA	4	2	2	0	0.0	0.0	0	0	0	0	0	0	0	0	0	0	0	0
TOTALS		61	48	13	2	0.0	0.0	0	3	65	31T	1	11	0	0	0	0	0	0
PLAYOFFS																			
Jan. 11	MIN	1	1	0	0	0.0	0.0	0	1	13	13	0	1	0	0	0	0	0	0
Jan. 19	GB	3	2	1	0	0.0	0.0	0	1	3	3	0	1	0	0	0	0	0	0
Feb. 2	@KC	5	3	2	0	0.0	0.0	0	0	0	0	0	0	1	0	0	0	0	0
TOTALS		9	6	3	0	0.0	0.0	0	2	16	13	0	2	1	0	0	0	0	0

2018 (W/SAN FRANCISCO)

DATE	OPP	TACKLES							INTERCEPTIONS				FUMBLES			ST TACKLES			
		T	S	A	TFL	SK	YDS	QH	NO	YDS	LG	TD	PD	FF	FR	YDS	T	S	A
Sept. 9	@MIN	2	0	2	0	0.0	0.0	0	0	0	0	0	1	0	0	0	0	0	0
Sept. 16	DET	3	2	1	0	0.0	0.0	0	0	0	0	0	0	0	0	0	0	0	0
Sept. 23	@KC	2	1	1	0	0.0	0.0	0	0	0	0	0	1	0	1	0	0	0	0
Sept. 30	@LAC	Inactive																	
Oct. 7	ARI	0	0	0	0	0.0	0.0	0	0	0	0	0	0	0	0	0	0	0	0
Oct. 15	@GB	1	1	0	0	0.0	0.0	0	0	0	0	0	0	0	0	0	0	0	0
Oct. 21	LAR	Inactive																	
Oct. 28	@ARI	7	7	0	1	1.0	7.0	1	0	0	0	0	1	0	0	0	0	0	0
Nov. 1	OAK	3	3	0	0	0.0	0.0	0	0	0	0	0	0	0	0	0	0	0	0
Nov. 12	NYG	3	3	0	2	0.0	0.0	0	0	0	0	0	1	0	0	0	0	0	0
Nov. 25	@TB	3	3	0	0	0.0	0.0	0	0	0	0	0	0	0	0	0	0	0	0
Dec. 2	@SEA	0	0	0	0	0.0	0.0	0	0	0	0	0	0	0	0	0	0	0	0
Dec. 9	DEN	5	5	0	0	0.0	0.0	0	0	0	0	0	0	0	0	0	0	0	0
Dec. 16	SEA	3	2	1	0	0.0	0.0	0	0	0	0	0	0	0	0	0	0	0	0
Dec. 23	CHI	3	2	1	0	0.0	0.0	0	0	0	0	0	0	0	0	0	0	0	0
Dec. 30	@LAR	2	1	1	0	0.0	0.0	0	0	0	0	0	0	0	0	0	0	0	0
TOTALS		18	16	2	1	0.0	0.0	0	1	18	18	0	1	0	0	0	0	0	0

2017 (W/SEATTLE)

DATE	OPP	TACKLES							INTERCEPTIONS				FUMBLES			ST TACKLES			
		T	S	A	TFL	SK	YDS	QH	NO	YDS	LG	TD	PD	FF	FR	YDS	T	S	A
Sept. 10	@GB	2	2	0	0	0.0	0.0	0	0	0	0	0	0	0	0	0	0	0	0
Sept. 17	SF	5	4	1	0	0.0	0.0	0	0	0	0	0	0	0	1	0	0	0	0
Sept. 24	@TEN	3	2	1	0	0.0	0.0	0	0	0	0	0	1	0	0	0	0	0	0
Oct. 1	IND	2	1	1	0	0.0	0.0	0	0	0	0	0	1	0	0	0	0	0	0
Oct. 8	@LAR	6	6	0	1	0.0	0.0	0	0	0	0	0	0	0	0	0	0	0	0
Oct. 22	@NYG	3	2	1	0	0.0	0.0	0	0	0	0	0	1	0	0	0	0	0	0
Oct. 29	HOU	4	1	3	0	0.0	0.0	0	2	20	19	0	2	0	0	0	0	0	0
Nov. 5	WAS	6	4	2	0	0.0	0.0	0	0	0	0	0	1	0	0	0	0	0	0
Nov. 9	@ARI	4	3	1	0	0.0	0.0	0	0	0	0	0	1	0	0	0	0	0	0
Nov. 20	ATL	Injured Reserve																	
Nov. 26	@SF	Injured Reserve																	
Dec. 3	PHI	Injured Reserve																	
Dec. 10	@JAC	Injured Reserve																	
Dec. 17	LAR	Injured Reserve																	
Dec. 24	@DAL	Injured Reserve																	
Dec. 31	ARI	Injured Reserve																	
TOTALS		35	25	10	1	0.0	0.0	0	2	20	19	0	7	0	1	0	0	0	0

2016 (W/SEATTLE)

DATE	OPP	TACKLES							INTERCEPTIONS				FUMBLES			ST TACKLES			
		T	S	A	TFL	SK	YDS	QH	NO	YDS	LG	TD	PD	FF	FR	YDS	T	S	A
Sept. 11	MIA	3	2	1	0	0.0	0.0	0	0	0	0	0	0	0	0	0	0	0	0
Sept. 18	@LAR	3	2	1	1	0.0	0.0	0	0	0	0	0	0	0	0	0	0	0	0
Sept. 25	SF	2	2	0	0	0.0	0.0	0	0	0	0	0	1	0	0	0	0	0	0
Oct. 2	@NYJ	5	3	2	0	0.0	0.0	0	2	6	6	0	2	0	0	0	0	0	0
Oct. 16	ATL	4	2	2	0	0.0	0.0	0	0	0	0	0	2	0	0	0	0	0	0
Oct. 23	@ARI	3	3	0	0	0.0	0.0	0	0	0	0	0	1	0	0	0	0	0	0
Oct. 30	@NO	8	5	3	0	0.0	0.0	0	0	0	0	0	0	0	0	0	0	0	0
Nov. 7	BUF	5	1	4	0	0.0	0.0	0	1	31	31	0	1	0	0	0	0	0	0
Nov. 13	@NE	7	3	4	0	0.0	0.0	0	0	0	0	0	0	0	1	14	0	0	0
Nov. 20	PHI	4	2	2	0	0.0	0.0	0	1	0	0	0	2	0	0	0	0	0	0
Nov. 27	@TB	2	2	0	0	0.0	0.0	0	0	0	0	0	0	0	0	0	0	0	0
Dec. 4	CAR	1	1	0	1	0.0	0.0	0	0	0	0	0	1	0	0	0	0	0	0
Dec. 11	@GB	2	2	0	0	0.0	0.0	0	0	0	0	0	0	0	0	0	0	0	0
Dec. 15	LAR	2	2	0	0	0.0	0.0	0	0	0	0	0	1	0	0	0	0	0	0
Dec. 24	ARI	5	4	1	0	0.0	0.0	0	0	0	0	0	2	0	0	0	0	0	0
Jan. 1	@SF	2	2	0	0	0.0	0.0	0	0	0	0	0	0	0	0	0	0	0	0
TOTALS		61	48	13	2	0.0	0.0	0	3	65	31	1	11	0	0	0	0	0	0
PLAYOFFS																			
Jan. 7	DET	5	3	2	0	0.0	0.0	0	0	0	0	0	0	0	0	0	0	0	0
Jan. 14	@ATL	8	4	4	0	0.0	0.0	0	0	0	0	0	0	0	0	0	0	0	0
TOTALS		13	7	6	0	0.0	0.0	0	0	0	0	0	0	0	0	0	0	0	0

2015 (W/SEATTLE)

DATE	OPP	TACKLES						INTERCEPTIONS					ST FUMBLES			TACKLES			
		T	S	A	TFL	SK	YDS	QH	NO	YDS	LG	TD	PD	FF	FR	YDS	T	S	A
Sept. 13	@STL	3	2	1	0	0.0	0.0	0	0	0	0	0	1	0	0	0	0	0	0
Sept. 20	@GB	0	0	0	0	0.0	0.0	0	0	0	0	0	0	0	0	0	0	0	
Sept. 27	CHI	1	1	0	0	0.0	0.0	0	0	0	0	0	1	0	0	0	0	0	
Oct. 5	DET	5	3	2	0	0.0	0.0	0	0	0	0	0	0	0	0	0	0	0	
Oct. 11	@CIN	8	6	2	0	0.0	0.0	0	0	0	0	0	1	0	0	0	0	0	
Oct. 18	CAR	4	2	2	0	0.0	0.0	0	0	0	0	0	0	0	0	0	0	0	
Oct. 22	@SF	3	2	1	0	0.0	0.0	0	0	0	0	0	0	0	0	0	0	0	
Nov. 1	@DAL	1	1	0	1	0.0	0.0	0	0	0	0	0	4	0	0	0	0	0	
Nov. 15	ARI	5	3	2	0	0.0	0.0	0	0	0	0	0	1	0	0	0	0	0	
Nov. 22	SF	4	2	2	0	0.0	0.0	0	0	0	0	0	0	0	0	0	0	0	
Nov. 29	PIT	5	2	3	0	0.0	0.0	0	1	26	26	0	2	0	0	0	0	0	
Dec. 6	@MIN	1	1	0	0	0.0	0.0	0	0	0	0	0	0	0	0	0	0	0	
Dec. 13	@BAL	2	2	0	0	0.0	0.0	0	1	4	4	0	1	0	0	0	0	0	
Dec. 20	CLE	2	1	1	0	0.0	0.0	0	0	0	0	0	1	0	0	0	0	0	
Dec. 27	STL	3	2	0	0	0.0	0.0	0	0	0	0	0	0	0	0	0	0	0	
Jan. 3	@ARI	3	3	0	0	0.0	0.0	0	0	0	0	0	2	0	0	0	0	0	
TOTALS		50	33	16	1	0.0	0.0	0	2	30	26	0	14	0	0	0	0	0	
PLAYOFFS																			
Jan. 10	@MIN	6	6	0	1	0.0	0.0	0	0	0	0	0	1	0	0	0	0	0	
Jan. 17	@CAR	6	2	1	0	0.0	0.0	0	0	0	0	0	1	0	0	0	0	0	
TOTALS		12	8	1	1	0.0	0.0	0	0	0	0	0	2	0	0	0	0	0	

2014 (W/SEATTLE)

DATE	OPP	TACKLES						INTERCEPTIONS					ST FUMBLES			TACKLES			
		T	S	A	TFL	SK	YDS	QH	NO	YDS	LG	TD	PD	FF	FR	YDS	T	S	A
Sept. 4	GB	0	0	0	0	0.0	0.0	0	0	0	0	0	0	0	0	0	0	0	
Sept. 14	@SD	6	6	0	1	0.0	0.0	0	0	0	0	0	0	0	0	0	0	0	
Sept. 21	DEN	4	4	0	0	0.0	0.0	0	0	0	0	0	1	0	0	0	0	0	
Oct. 6	@WAS	0	0	0	0	0.0	0.0	0	0	0	0	0	0	0	0	0	0	0	
Oct. 12	DAL	8	5	3	0	0.0	0.0	0	0	0	0	0	0	0	0	0	0	0	
Oct. 19	@STL	4	4	0	1	0.0	0.0	0	0	0	0	0	1	0	0	0	0	0	
Oct. 26	@CAR	5	3	2	0	0.0	0.0	0	0	0	0	0	0	0	0	0	0	0	
Nov. 2	OAK	3	3	0	0	0.0	0.0	0	1	22	22	0	2	1	0	0	0	0	
Nov. 9	NYG	3	2	1	0	0.0	0.0	0	0	0	0	0	0	0	0	0	0	0	
Nov. 16	@KC	4	3	1	0	0.0	0.0	0	0	0	0	0	0	0	0	0	0	0	
Nov. 23	ARI	4	1	3	0	0.0	0.0	0	0	0	0	0	1	0	0	0	0	0	
Nov. 27	@SF	2	2	0	0	0.0	0.0	0	2	6	5	0	2	0	0	0	0	0	
Dec. 7	@PHI	2	2	0	0	0.0	0.0	0	0	0	0	0	0	0	0	0	0	0	
Dec. 14	SF	4	3	1	0	0.0	0.0	0	0	0	0	0	0	0	0	0	0	0	
Dec. 21	@ARI	4	3	1	0	0.0	0.0	0	1	53	53	0	1	0	0	0	0	0	
Dec. 28	STL	4	4	0	0	0.0	0.0	0	0	0	0	0	0	0	0	0	0	0	
TOTALS		57	45	12	2	0.0	0.0	0	4	81	53	0	8	1	0	0	0	0	
PLAYOFFS																			
Jan. 10	CAR	3	2	1	0	0.0	0.0	0	1	0	0	0	2	0	0	0	0	0	
Jan. 18	GB	4	3	1	0	0.0	0.0	0	1	0	0	0	1	0	0	0	0	0	
Feb. 1	NE	3	2	1	0	0.0	0.0	0	0	0	0	0	0	0	0	0	0	0	
TOTALS		10	7	3	0	0.0	0.0	0	2	0	0	0	3	0	0	0	0	0	

2013 (W/SEATTLE)

DATE	OPP	TACKLES						INTERCEPTIONS				ST FUMBLES			TACKLES				
		T	S	A	TFL	SK	YDS	QH	NO	YDS	LG	TD	PD	FF	FR	YDS	T	S	A
Sept. 8	@CAR	2	2	0	0	0.0	0.0	0	0	0	0	0	1	0	0	0	0	0	0
Sept. 15	SF	2	2	0	0	0.0	0.0	0	1	28	28	0	1	0	0	0	0	0	0
Sept. 22	JAC	0	0	0	0	0.0	0.0	0	0	0	0	0	0	0	0	0	0	0	0
Sept. 29	@HOU	4	4	0	0	0.0	0.0	0	1	58	58t	1	2	0	0	0	0	0	0
Oct. 6	@IND	3	3	0	0	0.0	0.0	0	0	0	0	0	0	0	0	0	0	0	0
Oct. 13	TEN	3	1	2	0	0.0	0.0	0	1	0	0	0	1	0	0	0	0	0	0
Oct. 17	@ARI	7	6	1	0	0.0	0.0	0	0	0	0	0	2	0	1	0	0	0	0
Oct. 28	@STL	3	3	0	0	0.0	0.0	0	1	38	38	0	1	0	0	0	0	0	0
Nov. 3	TB	3	2	1	0	0.0	0.0	1	0	0	0	0	0	0	0	0	0	0	0
Nov. 10	@ATL	3	3	0	0	0.0	0.0	0	0	0	0	0	0	0	0	0	0	0	0
Nov. 17	MIN	0	0	0	0	0.0	0.0	0	0	0	0	0	0	0	0	0	0	0	0
Dec. 2	NO	3	3	0	0	0.0	0.0	0	0	0	0	0	2	0	0	0	0	0	0
Dec. 8	@SF	3	3	0	0	0.0	0.0	0	0	0	0	0	0	0	0	0	0	0	0
Dec. 15	@NYG	2	2	0	0	0.0	0.0	0	2	1	1	0	3	0	1	0	0	0	0
Dec. 22	ARI	8	3	5	0	0.0	0.0	0	2	0	0	0	2	0	0	0	0	0	0
Dec. 29	STL	2	1	1	0	0.0	0.0	0	0	0	0	0	1	0	0	0	0	0	0
TOTALS		48	38	10	0	0.0	0.0	1	8	125	58T	1	16	0	2	0	0	0	0
PLAYOFFS																			
Jan. 11	NO	5	2	3	0	0.0	0.0	0	0	0	0	0	0	0	0	0	0	0	0
Jan. 19	SF	2	0	2	0	0.0	0.0	0	0	0	0	0	1	0	0	0	0	0	0
Feb. 2	DEN	3	2	1	0	0.0	0.0	0	0	0	0	0	1	0	0	0	0	0	0
TOTALS		10	4	6	0	0.0	0.0	0	0	0	0	0	2	0	0	0	0	0	0

2012 (W/SEATTLE)

DATE	OPP	TACKLES						INTERCEPTIONS				ST FUMBLES			TACKLES				
		T	S	A	TFL	SK	YDS	QH	NO	YDS	LG	TD	PD	FF	FR	YDS	T	S	A
Sept. 9	@ARI	4	4	0	0	0.0	0.0	0	1	0	0	0	2	0	0	0	0	0	0
Sept. 16	DAL	4	4	0	0	0.0	0.0	0	0	0	0	0	1	0	0	0	0	0	0
Sept. 24	GB	4	2	2	0	0.0	0.0	0	0	0	0	0	1	0	0	0	0	0	0
Sept. 30	@STL	5	4	1	0	0.0	0.0	0	1	29	29	0	2	0	0	0	0	0	0
Oct. 7	@CAR	5	5	0	0	0.0	0.0	0	0	0	0	0	1	1	0	0	0	0	0
Oct. 14	NE	3	3	0	0	0.0	0.0	0	1	0	0	0	3	0	0	0	0	0	0
Oct. 18	@SF	4	4	0	0	0.0	0.0	0	0	0	0	0	1	1	0	0	0	0	0
Oct. 28	@DET	8	6	2	0	0.0	0.0	0	0	0	0	0	0	0	0	0	0	0	0
Nov. 4	MIN	1	1	0	0	0.0	0.0	0	0	0	0	0	0	0	0	0	0	0	0
Nov. 11	NYJ	3	2	1	0	1.0	16.0	1	1	0	0	0	3	1	0	0	0	0	0
Nov. 25	@MIA	3	3	0	0	0.0	0.0	0	0	0	0	0	1	0	0	0	0	0	0
Dec. 2	@CHI	5	5	0	0	0.0	0.0	0	0	0	0	0	1	0	0	0	0	0	0
Dec. 9	ARI	2	1	1	0	0.0	0.0	0	2	19	19t	1	3	0	1	0	0	0	0
Dec. 16	@BUF	6	5	1	0	0.0	0.0	0	0	0	0	0	0	0	0	0	0	0	0
Dec. 23	SF	5	5	0	0	0.0	0.0	0	1	0	0	0	4	0	0	0	0	0	0
Dec. 30	STL	3	0	3	0	0.0	0.0	0	1	9	0	0	1	0	0	0	0	0	0
TOTALS		65	54	11	0	1.0	16.0	1	8	57	19T	1	24	3	1	0	0	0	0
PLAYOFFS																			
Jan. 6	@WAS	0	0	0	0	0.0	0.0	0	0	0	0	0	0	0	0	0	0	0	0
Jan. 13	@ATL	0	0	0	0	0.0	0.0	0	0	0	0	0	3	0	0	0	0	0	0
TOTALS		0	0	0	0	0.0	0.0	0	0	0	0	0	3	0	0	0	0	0	0

2011 (W/SEATTLE)

DATE	OPP	TACKLES						INTERCEPTIONS				FUMBLES			ST TACKLES					
		T	S	A	TFL	SK	YDS	QH	NO	YDS	LG	TD	PD	FF	FR	YDS	T	S	A	
Sept. 11	@SF	0	0	0	0	0.0	0.0	0	0	0	0	0	0	0	0	0	0	0	0	
Sept. 18	@PIT	0	0	0	0	0.0	0.0	0	0	0	0	0	0	0	0	0	0	1	0	1
Sept. 25	ARI	0	0	0	0	0.0	0.0	0	0	0	0	0	0	0	0	0	0	0	0	0
Oct. 2	ATL	0	0	0	0	0.0	0.0	0	0	0	0	0	0	0	0	0	0	1	1	0
Oct. 9	@NYG	3	2	1	0	0.0	0.0	0	0	0	0	0	0	0	0	0	0	0	0	0
Oct. 23	@CLE	5	4	1	0	0.0	0.0	0	0	0	0	0	0	0	0	0	0	0	0	0
Oct. 30	CIN	5	4	1	0	0.0	0.0	0	1	0	0	0	3	0	0	0	0	0	0	0
Nov. 6	@DAL	5	4	1	0	0.0	0.0	0	0	0	0	0	1	1	0	0	0	0	0	0
Nov. 13	BAL	3	2	1	0	0.0	0.0	0	0	0	0	0	2	0	0	0	0	0	0	0
Nov. 20	@STL	5	5	0	0	0.0	0.0	0	0	0	0	0	2	0	0	0	0	0	0	0
Nov. 27	WAS	7	5	2	0	0.0	0.0	0	1	7	7	0	1	0	0	0	0	0	0	0
Dec. 1	PHI	4	4	0	0	0.0	0.0	0	0	0	0	0	1	0	0	0	0	0	0	0
Dec. 12	STL	4	4	0	0	0.0	0.0	0	0	0	0	0	2	0	0	0	0	0	0	0
Dec. 18	@CHI	1	1	0	0	0.0	0.0	0	1	5	5	0	2	0	0	0	0	0	0	0
Dec. 24	SF	5	5	0	0	0.0	0.0	0	0	0	0	0	2	0	0	0	0	0	0	0
Jan. 1	@ARI	6	6	0	0	0.0	0.0	1	1	33	33	0	1	0	0	0	0	0	0	0
TOTALS		53	46	7	0	0.0	0.0	1	4	45	33	0	17	1	0	0	2	1	1	

#76 DONOVAN SMITH

TACKLE

HT: 6-6 WT: 338

DOB: 6/23/93

NFL: 7TH YEAR

ACQ: D2A, 2015

COLLEGE: PENN STATE



ACQUIRED BY BUCS:

- X Selected in the second round (34th overall) of the 2015 NFL Draft by the Buccaneers.

AWARDS & ACCOLADES:

- X Super Bowl LV Champion.
- X 2015 PFWA All-Rookie Team Selection.

CAREER HIGHLIGHTS:

- X Has started all 103 career regular season games he has played in.
- X Started four postseason contests.
- X Since entering the league in 2015, has played the third-most snaps of any offensive player in the NFL with 6,585.
- X Started the first 77 games of his career, trailing only Paul Gruber for the most consecutive starts to begin a Buccaneers career.
- X Since being drafted by Tampa Bay in 2015, has been part of a Buccaneers offensive line that has helped block for an offense that ranks fourth in third-down conversion rate (43.7), while recording the second-most yards per game in the NFL (382.8), the most passing yards per game (281.7), third-highest yards per play (5.86) and fifth-most points per game (25.3) in that span.
- X Started 15 games in 2020 and was part of an offensive line that allowed a sack on 3.51 percent of all pass attempts, the

second-lowest mark in the NFL and the second-lowest mark in a season in team history. Helped block for an offense that ranks second in passing yards per game (289.1), third in points per game (30.8), seventh in yards per game (384.1), seventh in yards per play (6.04).

- X In 2019, started 15 games at left tackle as part of an offensive line that helped guide an offense that averaged 28.6 points per game, the third-highest mark in the league, posting 397.9 yards per game, the third-highest mark in the NFL, with 302.8 passing yards per game, the best mark in the NFL. The team's 458 points scored are a franchise record.
- X In 2018, was part of an offensive line that helped block for an offense that led the NFL in passing yards per game (320.3), while ranking third in total yards per game (415.5) and fourth in yards per play (6.30). Tampa Bay's offense set team records in net yards (6,648), passing yards (5,125), points scored (396) and first downs (388). The team's 5,125 passing yards are the fourth-most in a season in NFL history.
- X Made NFL and Buccaneers debut in a start in the 2015 season opener vs. Tennessee (9/13/2015) and proceeded to start each of the remaining 15 games on the year, all at left tackle.
- X In 2015, helped block for an offense that finished the season ranked fifth in the league in total offense (375.9 ypg) and fifth in rushing (134.9 ypg), while tying for the league lead in rushing average (4.8).
- X Part of a 2015 unit that helped the offense to a then-franchise-record 6,014 net yards on the year, while also recording 2,162 rushing yards for the second-most in a single season in team history.



- X Started at Detroit (12/26/20), helping the Buccaneers total a team-record 588 yards of total offense.

2021 HIGHLIGHTS:

- X Part of an offensive line that has allowed a sack on only 3.0 percent of pass plays - the best mark in the league. Tampa Bay's offense ranks third in the NFL in yards per game (406.4), third in yards per play (6.22) and third in points per game (31.0).
- X Started at left tackle in season opener against Dallas (9/9) and was part of an offensive line that did not allow a sack on 50 passing attempts.
- X Against Atlanta (9/19), started at left tackle.
- X Part of an offense that gained 446 yards - including 411 net passing yards - at L.A. Rams (9/26).
- X Helped block for a Buccaneers rushing attack that totaled 119 yards in a win at New England (10/3).
- X Started at left tackle against Miami (10/10), helping the offense total 558 yards, the fourth-most in a single game in team history, while converting 8-of-11 third downs (72.7 pct.), the second-highest conversion rate in a game in team history. The offense gained 33 first downs, the second-most in a game in team history and the most in a non-overtime contest. Tampa Bay had a franchise record 26 passing first downs.
- X At Philadelphia (10/14), was part of an offensive line that didn't allow a sack over 42 pass attempts, while helping the offense gain 399 yards (102 rushing).
- X Helped block for an offense that rushed for a season-high 182 yards against Chicago (10/24), while not allowing a sack.
- X Started at left tackle at New Orleans (10/31), helping the team gain 421 yards of offense.



- X Part of an offensive line that did not allow a sack at Washington (11/14).

COLLEGE:

- X Started 31-of-32 career games played at Penn State (2011-14).
- X Played in the 2015 Senior Bowl.
- X Started 11 games in his redshirt junior season.
- X Named first-team preseason All-Big Ten by USA Today and Lindy's, while earning second-team preseason all-conference honors from Athlon Sports and Phil Steele.
- X Part of an offense that put together a school-record 454 passing yards against UCF.
- X As a redshirt sophomore (2013), started 11 games at left tackle.
- X Honorable mention All-Big Ten choice.
- X Blocked for Big Ten Freshman-of-the-Year, quarterback Christian Hackenberg, who set 12 school freshman records.
- X Saw his first collegiate action as a redshirt freshman (2012), starting 9-of-10 games at left tackle.
- X Helped block for a Penn State squad that led the Big Ten in total offense (437.0 yards per game) in conference play, while ranking second in scoring offense (32.6 points per game) and passing offense (283.1 yards per game) against Big Ten opponents.
- X Selected to ESPN.com Big Ten All-Freshman team.
- X Redshirted as a freshman in 2011.
- X Graduated with a degree in criminology.

2015-21 OFFENSIVE SNAPS LEADERS

Name (Team)	Snaps
1. Jason Kelce (PHI)	6,944
2. Jake Matthews (ATL)	6,694
3. Donovan Smith (TB)	6,632
4. Matt Ryan (ATL)	6,614
5. Kevin Zeitler (BAL)	6,577

PERSONAL:

- X Attended Owings Mills High School (Owings Mills, Baltimore).
- X Played in the 2011 U.S. Army All-American Bowl.
- X Rated a four-star recruit by 24/7sports.com.
- X Earned first-team all-state honors and Baltimore Sun first-team all-met selection.
- X Did not allow a sack as a junior or senior.
- X Son of Sharon Thomas.
- X Has three sisters, Danielle and Tamika Thomas and Ebony Smith, and one brother, Dwayne Thomas.
- X Born Donovan Cole Smith on June 23, 1993 in Hempstead, New York.

COMMUNITY:

- X In 2020, supported Autism Speaks as part of the NFL's My Cause, My Cleats initiative.
- X Smith helped encourage young men at the Juvenile Detention Center in Tampa sharing his childhood story during discussions. He also ate lunch and played football.
- X In November 2019, Smith participated in the 13th annual Turkey Time with the O-Line, handing out Thanksgiving meals to those in need.
- X To close out the 2019 season, Bailey helped surprised 30 kids with a shopping spree at Target. Their families also received \$100 gift cards to Publix and TECO paid for their energy bills.
- X Smith teamed up with teammates to help donate weekly meals from local businesses to Metropolitan Ministries, helping feed those in need during COVID-19.
- X In June 2017, hosted a group of children from Autism Speaks for a fun day at LegoLand, Florida.
- X Helped sponsor the 2015-17 "Turkey Time with the O-Line" event, a Thanksgiving program carried out by the offensive line which has provided thousands of meals for local families in need.
- X In October 2016, joined teammates and the entire Buccaneers business operations



staff for the team's "Hometown Huddle", helping to refurbish the Sulphur Springs K-8 School and Community Center and interact with students.

- X In June 2016, participated in a surprise visit to the West Tampa Boys & Girls Club with WWE star Titus O'Neil and teammate Jameis Winston to share positive messages with the members and surprise kids with tickets to WWE Monday Night RAW.
- X In December 2015, visited patients battling injury and illness at All Children's Hospital in St. Petersburg.
- X In November 2015, congratulated students at Pinellas Park Middle School for winning the Fuel Up To Play 60 "Defend Your Turf Challenge" through a special assembly and P.E. class.
- X In October 2015, participated in games, arts and crafts, and activities with children at Metropolitan Ministries annual Fall Festival.
- X In September 2015, served lunch to more than 250 hungry and homeless men and women at Trinity Café.
- X In July 2015, went bowling with rookie or first-year firefighters and paramedics.
- X Had his head shaved by children battling cancer for the Buccaneers 2015 and 2016 Cut for a Cure to raise funds and awareness for the National Pediatric Cancer Foundation.
- X In May 2015, toured MacDill Air Force Base to greet military servicemen and servicewomen and learn about the important role that the base plays in the Tampa community.
- X In May 2015, visited wounded warriors recovering from injury and illness at James A. Haley Veterans' Hospital in Tampa.

SMITH'S CAREER STATISTICS

Games/Starts: TB: 2015: 16/16; 2016: 16/16; 2017: 16/16; 2018: 16/16; 2019: 15/15; 2020: 15/15 (P:4/4); 2021: 9/9
Career Totals: 103/103 (P:4/4)
Misc. Tackles: 3 - 1 in 2020; 2 in 2018
Fumble Recoveries: 1 - 1 in 2017 (10/22 at Buffalo)

#64
AARON STINNIE

GUARD

HT: 6-3 **WT:** 312

DOB: 2/18/94

NFL: 4TH YEAR

ACQ: W (TEN), 2019

COLLEGE: JAMES MADISON



ACQUIRED BY BUCS:

- X Claimed by Tampa Bay off waivers from the Tennessee Titans on November 11, 2019.

ORIGINALLY ENTERED NFL:

- X Originally entered the league as a college free agent with the Tennessee Titans on May 11, 2018.

AWARDS & ACCOLADES:

- X Super Bowl LV Champion.

CAREER HIGHLIGHTS:

- X Played for the Tennessee Titans (2018-19) before joining Tampa Bay
- X Has played in 15 career regular season games.
- X Has started three playoff games.
- X Made first career start in the Divisional Round at New Orleans (1/17/21).
- X Made NFL debut against Los Angeles Chargers (10/21/18) in London.

2021 HIGHLIGHTS:

- X Did not play Weeks 1-4, 6, 10.
- X Made season debut against Miami (10/10).
- X Saw seven snaps on offense against Chicago (10/24).
- X Played in a reserve role at New Orleans.

COLLEGE/PERSONAL/COMMUNITY:

- X Played at James Madison (2013-17), appearing in 54 games with 42 consecutive starts to finish his career.
- X Started all 15 games at left tackle as a redshirt senior (2017), earning Associated Press first-team FCS All-American honors, STATS FCS first-team All-American honors and first-team All-CAA distinction.
- X Earned HERO Sports FCS second-team All-American honors and first-team All-CAA as a redshirt junior (2016).
- X Transitioned from defensive line to offensive line as a redshirt sophomore (2015).
- X Played in 12 games as a defensive lineman as a redshirt freshman (2014).
- X Redshirted in 2013.
- X Attended St. Anne's-Belfield High School (Charlottesville, Virginia).
- X Son of Phil and Julia Stinnie.
- X Born Aaron Phillip Stinnie on February 18, 1994 in Charlottesville, Virginia.
- X In 2020, supported RISE as part of the NFL's My Cause, My Cleats initiative.
- X To close out the 2019 season, Stinnie helped surprised 30 kids with a shopping spree at Target. Their families also received \$100 gift cards to Publix and TECO paid for their energy bills.

STINNIE'S CAREER STATISTICS

Games/Starts: TEN: 2018: 1/0; 2019: 3/0; TB: 2019: 2/0; 2020: 6/0 (P:3/3); 2021: 3/0
Career Totals: 15/0 (P: 3/3)

#48
GRANT STUARD

LINEBACKER
HT: 5-11 **WT:** 230
DOB: 10/15/98
NFL: ROOKIE
ACQ: D7B, 2021
COLLEGE: HOUSTON



ACQUIRED BY BUCS:

- X Selected in the seventh round (259th overall) of the 2021 NFL Draft by the Buccaneers.

2021 HIGHLIGHTS:

- X Made NFL debut against Dallas (9/9), registering a special teams tackle on punt coverage.
- X Saw time on special teams against Atlanta (9/19) and at L.A. Rams (9/26).
- X Tallied a tackle on punt coverage at New England (10/3).
- X Played in a reserve role in Week 5-6.
- X Against Chicago (10/24), recorded two tackles - his first career tackles on defense.
- X Saw time on special teams at New Orleans (10/31).
- X Tallied a special teams tackle at Washington (11/14).

COLLEGE:

- X Played in 40 games at Houston (2017-20), with 21 starts, recording 190 tackles (14 for loss), four passes defended and one fumble recovery.
- X Started all seven games in 2020, leading the team with 61 tackles (five for loss)

and returned a fumble recovery 34 yards for a touchdown.

- X Named first-team American Athletic Conference by Phil Steele and earned preseason second-team honors from Athlon Sports as a senior.
- X Selected as second-team American Athletic Conference in 2019, starting all 13 games, registering a team-high 97 tackles (9.5 for loss), four passes defended and one sack.
- X In 2018, played in 13 games, with one start, notching 30 tackles (2.5 for loss), while also leading the team in special teams tackles (11).
- X As a freshman in 2017, appeared in seven games, tallying two tackles.

PERSONAL:

- X Attended Oak Ridge High School (Conroe, Texas).
- X Named to the first-team 12-6A All-District in both 2015 and 2016.
- X Also competed in track and field.
- X The final pick of the 2021 NFL Draft, earning the moniker "Mr. Irrelevant." Attended "Irrelevant Week" in Newport Beach, California.

#3

RYAN SUCCOP

KICKER


HT: 6-2 WT: 218

DOB: 9/19/86

NFL: 13TH YEAR

ACQ: FA, 2020

COLLEGE: SOUTH CAROLINA



ACQUIRED BY BUCS:

- X Signed by Tampa Bay as a free agent on September 1, 2020.

ORIGINALLY ENTERED NFL:

- X Originally entered the NFL as a seventh-round pick (256th overall) in the 2009 NFL Draft by the Kansas City Chiefs.

AWARDS & ACCOLADES:

- X Super Bowl LV Champion.
- X 7x Special Teams Player of the Week (5x AFC: Week 4, 2011; Week 15, 2011; Week 8, 2013, Week 15, 2016; Week 6, 2017; 2x NFC: Week 8, 2020; Week 17, 2020)
- X AFC Special Teams Player of the Month (September 2017)
- X 2009 NFL All-Rookie Team

CAREER HIGHLIGHTS:

- X Played with the Kansas City Chiefs (2009-13) and Tennessee Titans (2014-19).
- X Has played in 191 career regular season games, connecting on 274-of-331 field goals (82.8 pct.) and 423-of-440 extra points (96.1 pct.).
- X Has played in eight postseason contests, making all 13 field goal attempts and 17-of-18 extra point attempts.
- X Set Buccaneers franchise records for points scored in a single season (136) and points in a postseason (39).

- X Succop's 39 points scored during Tampa Bay's Super Bowl LV run are tied for the fourth-most by a player in a single postseason and tied for the second-most in a single postseason by a kicker, trailing only Adam Vinatieri (49 in 2006).
- X Set an NFL record by recording 56 consecutive field goals from inside 50 yards from 2014-17.
- X His 274 made field goals are tied for sixth while his 1,245 kicking points rank sixth in the NFL among active kickers.
- X Connected on a 52-yard field goal attempt in Super Bowl LV - the second-longest made field goal in Super Bowl history.
- X At Carolina (11/15/20), connected on all four field goal attempts and made four-of-five extra points, totaling 16 points - tied for the most in a single game by a kicker in Buccaneers history (also Martin Gramatica, 12/23/01 vs. New Orleans).
- X Made 83.6 percent of his field goal attempts while with the Titans, the second-highest mark in franchise history, trailing only Rob Bironas.
- X Ranks fifth in Titans history in points scored (529) and third in points scored in Chiefs history (517).
- X Posted a career-high 35 field goals made in 2017, resulting in a career-best

MOST POINTS (SINGLE POSTSEASON - NFL HISTORY)

Name	Team - Season	Points
1. K Adam Vinatieri	Indianapolis - 2006	49
2. RB Terrell Davis	Denver - 1997	48
3. WR Larry Fitzgerald	Arizona - 2008	42
4. K Ryan Succop	Tampa Bay - 2020	39
4. K Steve Christie	Buffalo - 1992	39

136 points. Later tied his career high in points with the 2020 Buccaneers.

- X Made 91.7 percent of field goal attempts in 2016, a career high and the third-most in a single season in Titans history.

2021 HIGHLIGHTS:

- X In season opener against Dallas (9/9), made all four extra points and lone field goal attempt - a 36-yard try with two seconds remaining, bringing Tampa Bay a 31-29 victory.
- X Made six-of-seven extra point attempts against Atlanta (9/19).
- X At L.A. Rams (9/26), made one-of-two field goals and all three extra point attempts.
- X Made four-of-five field goal attempts at New England (10/3), including game-winning try with two minutes remaining. Also made lone extra point attempt.
- X Against Miami (10/10), made all six extra point attempts and lone field goal attempt, a 42-yard try.
- X Went four-for-four on extra point attempts at Philadelphia (10/14).
- X Connected on all five field goal attempts against Chicago (10/24), while going one-for-two on field goal attempts.
- X Went three-for-three on extra point attempts at New Orleans (10/31).
- X At Washington (11/14), made both field goal attempts and went one-for-two on extra points.

COLLEGE:

- X Played in 50 games at South Carolina (2005-08), hitting 49-of-69 field goals (71.0 pct.) and made 104-of-106 extra points, finishing his career with 251 points, then the second-most in school history.



- X Earned honorable mention All-SEC honors as a junior and senior, while earning second-team All-SEC distinction as a sophomore, along with being named a Lou Groza Award semifinalist.
- X His 36 total touchdowns topped the previous NCAA record for freshmen and sophomore of 32 by fellow Pitt Panther Larry Fitzgerald.
- X Majored in Finance & Real Estate

PERSONAL:

- X Attended Hickory High School (Hickory, North Carolina) where he was a four-time all-conference and two-time all-state selection.
- X Married to Paige, the couple have two children: son, Cooper, and daughter, Reese.

**MOST POINTS
(SINGLE SEASON - BUCCANEERS HISTORY)**

Name (Season)	Points
1. Ryan Succop (2020)	136
2. Matt Bryant (2008)	131
3. Martin Gramatica (2002)	128
4. Martin Gramatica (2002)	124
5. Matt Gay (2019)	124

**MOST POINTS
(SINGLE POSTSEASON - BUCCANEERS HISTORY)**

Name (Season)	Points
1. Ryan Succop (2020)	39
2. Martin Gramatica (2002)	28
3. Mike Alstott (2002)	24
4. Leonard Fournette (2020)	18
5. Five tied with 12	

SUCCOP'S CAREER STATISTICS

SCORING													
Year	Team	GP	FG	FGA	Pct	Lg	Blk	XP	XPA	Pct	Blk	Pts	
2009	Kansas City	16	25	29	86.2	53	1	29	29	100.0	0	104	
2010	Kansas City	16	20	26	76.9	53	1	42	42	100.0	0	102	
2011	Kansas City	16	24	30	80.0	54	2	20	20	100.0	0	92	
2012	Kansas City	16	28	34	82.4	52	0	17	17	100.0	0	101	
2013	Kansas City	16	22	28	78.6	51	1	52	52	100.0	0	118	
2014	Tennessee	16	19	22	86.4	51	0	27	27	100.0	0	84	
2015	Tennessee	16	14	16	87.5	51	0	29	31	93.5	1	71	
2016	Tennessee	16	22	24	91.7	53	0	39	41	95.1	1	105	
2017	Tennessee	16	35	42	83.3	52	1	31	33	93.9	1	136	
2018	Tennessee	16	26	30	86.7	54	0	28	31	90.3	1	106	
2019	Tennessee	6	1	6	16.7	31	1	24	25	96.0	0	27	
2020	Tampa Bay	16	28	31	90.3	50	1	52	57	91.2	2	136	
2021	Tampa Bay	9	10	13	76.9	48	0	33	35	94.3	0	63	
NFL Totals		191	274	331	82.8	54	8	423	439	96.1	6	1,245	

SCORING													
Year	Team	GP	FG	FGA	Pct	Lg	Blk	XP	XPA	Pct	Blk	Pts	
2010	Kansas City	1	0	0	-	-	0	1	1	100.0	0	1	
2013	Kansas City	1	3	3	100.0	43	0	5	5	100.0	0	14	
2017	Tennessee	2	1	1	100.0	49	0	3	3	100.0	0	6	
2020	Tampa Bay	4	9	9	100.0	52	0	12	13	92.3	1	39	
NFL Totals		8	13	13	100.0	52	0	17	18	94.4	0	60	

FIELD GOALS													
Year	Team	1/19	Pct.	20/29	Pct.	30/39	Pct.	40/49	Pct.	50+	Pct.		
2009	Kansas City	0/0	-	10/10	100.0	7/7	100.0	6/7	85.7	2/5	40.0		
2010	Kansas City	0/0	-	6/6	100.0	7/9	77.8	6/8	75.0	1/3	33.3		
2011	Kansas City	1/1	100.0	7/7	100.0	6/7	85.7	7/12	58.3	3/3	100.0		
2012	Kansas City	0/0	-	4/5	80.0	12/15	80.0	10/12	83.3	2/2	100.0		
2013	Kansas City	0/0	-	6/6	100.0	9/10	90.0	6/8	75.0	1/4	25.0		
2014	Tennessee	0/0	-	5/5	100.0	7/7	100.0	5/8	62.5	2/2	100.0		
2015	Tennessee	0/0	-	3/3	100.0	3/3	100.0	7/7	100.0	1/3	33.3		
2016	Tennessee	1/1	100.0	4/4	100.0	6/6	100.0	8/8	100.0	3/5	60.0		
2017	Tennessee	0/0	-	10/10	100.0	7/7	100.0	16/20	80.0	2/5	40.0		
2018	Tennessee	0/0	-	5/6	83.3	13/13	100.0	5/7	71.4	3/4	75.0		
2019	Tennessee	0/0	-	0/0	-	1/1	100.0	0/4	0.0	0/1	0.0		
2020	Tampa Bay	1/1	100.0	10/10	100.0	9/9	100.0	7/9	77.8	1/2	50.0		
2021	Tampa Bay	0/0	-	5/5	100.0	2/3	66.7	3/4	75.0	0/1	0.0		
NFL Totals		3/3	100.0	75/77	97.4	89/97	91.8	86/114	75.4	21/40	52.5		

FIELD GOALS													
Year	Team	1/19	Pct.	20/29	Pct.	30/39	Pct.	40/49	Pct.	50+	Pct.		
2010	Kansas City	0/0	-	0/0	-	0/0	-	0/0	-	0/0	-		
2013	Kansas City	1/1	100.0	0/0	-	0/0	-	2/2	100.0	0/0	-		
2017	Tennessee	0/0	-	0/0	-	0/0	-	1/1	100.0	0/0	-		
2020	Tampa Bay	0/0	-	3/3	100.0	4/4	100.0	1/1	-	1/1	100.0		
NFL Totals		1/1	100.0	3/3	100.0	4/4	100.0	4/4	100.0	1/1	100.0		

SUCCOP'S GAME-BY-GAME STATISTICS

2021

DATE	OPP	FG	FGA	PCT	SCORING						
					LG	BLK	XP	XPA	PCT	BLK	PTS
Sept. 9	DAL	1	1	100.0	36	0	4	4	100.0	0	7
Sept. 19	ATL	0	0	-	-	0	6	7	85.7	0	6
Sept. 26	@LAR	1	2	50.0	26	0	3	3	100.0	0	6
Oct. 3	@NE	4	5	80.0	48	0	1	1	100.0	0	13
Oct. 10	MIA	1	1	100.0	42	0	6	6	100.0	0	9
Oct. 14	@PHI	0	0	-	-	0	4	4	100.0	0	4
Oct. 24	CHI	1	2	50.0	22	0	5	5	100.0	0	8
Oct. 31	@NO	0	0	-	-	0	3	3	100.0	0	3
Nov. 14	@WAS	2	2	100.0	31	0	1	2	50.0	0	7
Nov. 22	NYG										
Nov. 28	@IND										
Dec. 5	@ATL										
Dec.12	BUF										
Dec. 19	NO										
Dec. 26	@CAR										
Jan. 2	@NYJ										
Jan. 9	CAR										
TOTALS		10	13	76.9	48	0	33	35	94.3	0	63

2020

DATE	OPP	FG	FGA	PCT	SCORING						
					LG	BLK	XP	XPA	PCT	BLK	PTS
Sept. 13	@NO	1	2	50.0	38	1	2	2	100.0	0	5
Sept. 20	CAR	1	1	100.0	33	0	4	4	100.0	0	7
Sept. 27	@DEN	2	2	100.0	43	0	2	3	66.7	1	8
Oct. 4	LAC	1	2	50.0	26	0	5	5	100.0	0	8
Oct. 8	@CHI	4	4	100.0	46	0	1	1	100.0	0	13
Oct. 18	GB	1	1	100.0	50	0	5	5	100.0	0	8
Oct. 25	@LV	1	1	100.0	29	0	6	6	100.0	0	9
Nov. 2	@NYG	4	4	100.0	43	0	1	1	100.0	0	13
Nov. 8	NO	1	1	100.0	48	0	0	0	-	-	3
Nov. 15	@CAR	4	4	100.0	40	0	4	5	80.0	1	16
Nov. 23	LAR	1	1	100.0	38	0	3	3	100.0	0	6
Nov. 29	KC	1	1	100.0	26	0	3	3	100.0	0	6
Dec. 13	MIN	2	2	100.0	48	0	2	3	66.7	0	8
Dec. 20	@ATL	1	1	100.0	27	0	4	4	100.0	0	7
Dec. 27	@DET	0	1	0.0	-	0	5	7	71.4	0	5
Jan. 3	ATL	3	3	100.0	38	0	5	5	100.0	0	14
TOTALS		28	31	90.3	50	1	52	57	91.2	2	136
PLAYOFFS											
DATE	OPP	FG	FGA	PCT	LG	BLK	XP	XPA	PCT	BLK	PTS
Jan. 9	@WAS	4	4	100.0	38	0	1	2	50.0	1	13
Jan. 17	@NO	3	3	100.0	37	0	3	3	100.0	0	12
Jan. 24	@GB	1	1	100.0	46	0	4	4	100.0	0	7
Feb. 7	KC	1	1	100.0	52	0	4	4	100.0	0	7
TOTALS		9	9	100.0	52	0	12	13	92.3	1	39

#93

NDAMUKONG SUH

DEFENSIVE LINEMAN

HT: 6-4 WT: 313

DOB: 1/6/87

NFL: 12TH YEAR

ACQ: UFA (LAR), 2019

COLLEGE: NEBRASKA



ACQUIRED BY BUCS:

- X Signed by Tampa Bay on May 29, 2019 as an unrestricted free agent from the Los Angeles Rams.

ORIGINALLY ENTERED NFL:

- X Originally entered the NFL as a first-round pick (second overall) of the Detroit Lions in the 2010 NFL Draft.

AWARDS & ACCOLADES:

- X Super Bowl LV Champion.
- X 5x Pro Bowl Selection (2010, 2012-14, 2016)
- X 3x First-Team All-Pro (2010, 2013-14)
- X 2x Second-Team All-Pro (2012, 2016)
- X NFL 2010s All-Decade Team
- X 2010 NFL AP Defensive Rookie of the Year
- X 2010 NFL All-Rookie Team

CAREER HIGHLIGHTS:

- X Played with the Detroit Lions (2010-14), Miami Dolphins (2015-17) and Los Angeles Rams (2018) before joining the Buccaneers.
- X Has started all 183 career regular season games he has played, totaling 578 tackles (127 for loss), 207 quarterback hits, 67.5 sacks, 38 passes defensed, five forced fumbles, nine fumble recoveries (three touchdowns) and one interception (returned 20 yards).
- X Has started all 10 postseason contests he has played in, recording 30 tackles (six for loss), 14 quarterback hits and 6.5 sacks.

- X Suh's 6.5 career postseason sacks are tied for the third-most among active players.

- X Since entering the NFL in 2010, his 127 tackles for loss are the eighth-most in the NFL and his 207 quarterback hits are sixth-most.

- X Has started 156 consecutive games, the longest active streak among all players.

- X Since 2010, Suh has played 9,564 snaps, the fourth-most in the NFL and the most among any front-seven player.

- X His three career fumble return touchdowns are tied for the 10th-most in NFL history.

- X His two fumble return touchdowns in 2019 tied for the most ever in a single season since the 1970 merger.

- X Recorded a career-high four fumble recoveries in 2019, tied for the second-most in the NFL that season and tied for the second-most in a single season in Buccaneers history.

- X Tampa Bay's 2020 defense led the league in rushing yards allowed per game (80.6) and yards allowed per rush (3.60), while ranking sixth in yards allowed per play (5.12), sixth in yards allowed per game (327.1), ranking tied for second in tackles



for loss (91), tied for fourth in sacks (48.0) and tied for fifth in takeaways (25).

- X A key contributor on the Buccaneers defense in 2019, which led the league in rushing yards allowed and opposing rushing average.
- X Registered third career fumble return touchdown in win at Atlanta (11/24/19).
- X Scored second career touchdown on a fumble recovery he returned 37 yards with 1:06 remaining to seal Buccaneers win over Los Angeles Rams (9/29/19).
- X Has posted a single-game career high of 2.0 sacks in five regular season games, most recently against Houston Texans (10/25/15). Also has one postseason multi-sack game (at Dallas, 1/4/15).
- X Recorded a career-high 12 tackles at New England (9/18/16).
- X Tallied first career forced fumble at Miami (12/26/10).
- X Registered first career fumble recovery against Washington Redskins (10/31/10), returning it 20 yards for a touchdown.
- X Notched only career interception against St. Louis Rams (10/10/10).
- X Made NFL debut in start at Chicago Bears (9/12/10), recording a sack.

2021 HIGHLIGHTS:

- X Part of a Buccaneers defense that is allowing the eighth-fewest yards per game (334.0) and seventh-fewest yards per play (5.28) while ranking second in the NFL in rush defense (79.8 yards per game).
- X Registered one tackle and one quarterback hit in season opener against Dallas (9/9). Part of a defense that limited the Cowboys to 60 rushing yards.



- X Against Atlanta (9/19), recorded three tackles, one sack and two quarterback hits. Was part of a defense that held the Falcons to 55 rushing yards on 20 attempts (2.8 avg.).
- X Notched two tackles at L.A. Rams (9/26).
- X At New England (10/3), notched one tackle and was part of a defense that held the Patriots to -1 yards rushing - the fewest allowed in a game in Buccaneers history and the fewest allowed by any NFL team since 2007.
- X Recovered a fumble forced by a Shaquil Barrett sack against Miami (10/10).
- X At Philadelphia (10/14), recorded one tackle for loss and two quarterback hits. Part of a defense that limited the Eagles to 213 total yards.
- X Tallied a sack at New Orleans (10/31), part of a day that included four tackles and two quarterback hits.
- X At Washington (11/14), registered three tackles and one sack.

COLLEGE/PERSONAL/COMMUNITY:

- X Played in 53 games at Nebraska (2005-09), with 39 starts, totaling 215 tackles (57 for loss), 24.0 sacks, 15 passes

2010-21 QUARTERBACK HITS LEADERS

Name (Team)	QBH
1. J.J. Watt (ARI)	292
2. Carlos Dunlap (SEA)	245
3. Von Miller (LAR)	225
4. Aaron Donald (LAR)	215
4. Cameron Wake (Free Agent)	215
6. Ndamukong Suh (TB)	207
7. Calais Campbell (BAL)	205
8. Everson Griffen (MIN)	200
9. Cameron Jordan (NO)	195
10. Michael Bennett (Retired)	191

2010-21 TACKLES FOR LOSS

Name (Team)	TFL
1. J.J. Watt (ARI)	177
2. Calais Campbell (BAL)	150
3. Von Miller (LAR)	142
4. Aaron Donald (LAR)	138
5. Michael Bennett (Retired)	131
6. Lavonte David (TB)	129
6. Cameron Jordan (NO)	129
8. Ndamukong Suh (TB)	127
9. Jason Pierre-Paul (TB)	122
10. Justin Houston (BAL)	120

defensed, four interceptions (returned 79 yards, two touchdowns), three forced fumbles and a fumble recovery. Also threw a two-yard touchdown pass and blocked six kicks.

- X As a senior, earned the Outland Trophy, the Lombardi Award, the Bronko Nagurski Trophy, the Chuck Bednarik Award along with being named AP Player of the Year, Big 12 Defensive Player of the Year and earning unanimous All-American honors.
- X Attended Grant High School (Portland, Oregon).
- X He and his wife Katya are the parents to twin boys: Kingston Rudolph Bongjo Suh and Khari David Fombuh Suh.
- X Mother, Bernadette, is from Jamaica, while his father, Michael, hails from Cameroon.



- X In 2020, supported the Ndamukong Suh Family Foundation as part of the NFL's My Cause, My Cleats initiative.
- X Suh, along with the defensive lineman, hosted the 8th annual "D-Line Delivers Christmas" in 2019. Local families were surprised with a tour of AdventHealth Training Center, dinner with D-Line, and a shopping spree at Target.
- X Suh took a visit to MacDill Air Force Base to learn and speak with members of the military.

SUH'S CAREER STATISTICS

Year	Team	GP	GS	Tackles				Sk	Yds	INT				Fumbles			ST Tackles		
				T	S	A	Sk			Yds	No	Yds	Lg	TD	PD	FF	FR	Yds	T
2010	Detroit	16	16	66	49	17	10.0	47.5	1	20	20	0	3	1	1	17	0	0	0
2011	Detroit	14	14	36	26	10	4.0	31.0	0	0	0	0	1	0	0	0	0	0	
2012	Detroit	16	16	34	24	10	8.0	67.0	0	0	0	0	2	0	0	0	0	0	
2013	Detroit	16	16	49	36	13	5.5	43.5	0	0	0	0	6	1	0	0	0	0	
2014	Detroit	16	16	53	44	9	8.5	54.5	0	0	0	0	3	0	0	0	0	0	
2015	Miami	16	16	61	39	22	6.0	41.0	0	0	0	0	5	0	0	0	0	0	
2016	Miami	16	16	72	41	31	5.0	37.5	0	0	0	0	6	0	1	0	0	0	
2017	Miami	16	16	48	29	19	4.5	17.0	0	0	0	0	2	2	0	0	0	0	
2018	L.A. Rams	16	16	59	36	23	4.5	25.5	0	0	0	0	4	0	2	0	0	0	
2019	Tampa Bay	16	16	41	22	19	2.5	12.0	0	0	0	0	4	0	4	43	0	0	
2020	Tampa Bay	16	16	44	27	17	6.0	45.0	0	0	0	0	2	1	0	0	0	0	
2021	Tampa Bay	9	9	15	7	8	3.0	20.0	0	0	0	0	0	1	0	0	0	0	
NFL Totals		183	183	578	380	198	67.5	441.5	1	20	20	0	38	5	9	60	0	0	0

PLAYOFFS

Year	Team	GP	GS	Tackles				Sk	Yds	INT				Fumbles			ST Tackles		
				T	S	A	Sk			Yds	No	Yds	Lg	TD	PD	FF	FR	Yds	T
2011	Detroit	1	1	3	0	3	0.5	3.0	0	0	0	0	0	0	0	0	0	0	0
2014	Detroit	1	1	3	3	0	2.0	15.0	0	0	0	0	0	0	0	0	0	0	0
2016	Miami	1	1	4	4	0	1.0	9.0	0	0	0	0	0	0	0	0	0	0	0
2018	L.A. Rams	3	3	10	6	4	1.5	6.5	0	0	0	0	0	0	0	0	0	0	0
2020	Tampa Bay	4	4	10	4	6	1.5	14.5	0	0	0	0	0	0	0	0	0	0	0
Postseason		10	10	30	17	13	6.5	48.0	0	0	0	0	0	0	0	0	0	0	0

SINGLE-GAME HIGHS

Tackles: 12, at New England, 9/18/16 (w/Miami)
Sacks: 2.0, six times (one in postseason), last vs. Carolina, 9/20/20
Interceptions: 1, vs. St. Louis, 10/10/10 (w/Detroit)
Forced Fumbles: 1, five times, last vs. L.A. Chargers, 10/4/20
Fumble Recoveries: 1, nine times, last vs. Miami, 10/10/21
Passes Defensed: 2, five times, last vs. Atlanta, 12/29/19
Touchdowns: 3 (all FR-TD) - at Atlanta, 11/25/19; at L.A. Rams, 9/29/19, vs. Washington, 10/31/10 (w/Detroit)

SUH'S GAME-BY-GAME STATISTICS

2021

DATE	OPP	TACKLES							INTERCEPTIONS					FUMBLES			ST TACKLES		
		T	S	A	TFL	SK	YDS	QH	NO	YDS	LG	TD	PD	FF	FR	YDS	T	S	A
Sept. 9	DAL	1	0	1	0	0.0	0.0	0	0	0	0	0	0	0	0	0	0	0	0
Sept. 19	ATL	3	2	1	1	1.0	7.0	2	0	0	0	0	0	0	0	0	0	0	0
Sept. 26	@LAR	2	1	1	0	0.0	0.0	0	0	0	0	0	0	0	0	0	0	0	0
Oct. 3	@NE	1	0	1	0	0.0	0.0	0	0	0	0	0	0	0	0	0	0	0	0
Oct. 10	MIA	0	0	0	0	0.0	0.0	0	0	0	0	0	0	0	1	0	0	0	0
Oct. 14	@PHI	1	1	0	1	0.0	0.0	2	0	0	0	0	0	0	0	0	0	0	0
Oct. 24	CHI	0	0	0	0	0.0	0.0	0	0	0	0	0	0	0	0	0	0	0	0
Oct. 31	@NO	4	1	3	1	1.0	6.0	2	0	0	0	0	0	0	0	0	0	0	0
Nov. 14	@WAS	3	2	1	1	1.0	7.0	1	0	0	0	0	0	0	0	0	0	0	0
Nov. 22	NYG																		
Nov. 28	@IND																		
Dec. 5	@ATL																		
Dec. 12	BUF																		
Dec. 19	NO																		
Dec. 26	@CAR																		
Jan. 2	@NYJ																		
Jan. 9	CAR																		
TOTALS		15	7	8	4	3.0	20.0	7	0	0	0	0	0	0	1	0	0	0	0

2020

DATE	OPP	TACKLES							INTERCEPTIONS					FUMBLES			ST TACKLES		
		T	S	A	TFL	SK	YDS	QH	NO	YDS	LG	TD	PD	FF	FR	YDS	T	S	A
Sept. 13	@NO	1	0	1	0	0.0	0.0	0	0	0	0	0	0	0	0	0	0	0	0
Sept. 20	CAR	5	4	1	2	2.0	14.0	2	0	0	0	0	0	0	0	0	0	0	0
Sept. 27	@DEN	3	3	0	0	0.0	0.0	1	0	0	0	0	0	0	0	0	0	0	0
Oct. 4	LAC	4	1	3	0	0.0	0.0	2	0	0	0	0	0	1	0	0	0	0	0
Oct. 8	@CHI	4	1	3	0	0.0	0.0	1	0	0	0	0	1	0	0	0	0	0	0
Oct. 18	GB	1	1	0	1	1.0	12.0	1	0	0	0	0	0	0	0	0	0	0	0
Oct. 25	@LV	0	0	0	0	0.0	0.0	0	0	0	0	0	0	0	0	0	0	0	0
Nov. 2	@NYG	2	1	1	1	1.0	5.0	5	0	0	0	0	0	0	0	0	0	0	0
Nov. 8	NO	2	1	1	1	0.0	0.0	0	0	0	0	0	0	0	0	0	0	0	0
Nov. 15	@CAR	3	3	0	0	0.0	0.0	0	0	0	0	0	0	0	0	0	0	0	0
Nov. 23	LAR	1	1	0	1	0.0	0.0	0	0	0	0	0	0	0	0	0	0	0	0
Nov. 29	KC	5	4	1	1	0.0	0.0	1	0	0	0	0	0	0	0	0	0	0	0
Dec. 13	MIN	6	2	4	1	1.0	6.0	3	0	0	0	0	0	0	0	0	0	0	0
Dec. 20	@ATL	2	2	0	0	0.0	0.0	0	0	0	0	0	1	0	0	0	0	0	0
Dec. 27	@DET	2	0	2	0	0.0	0.0	1	0	0	0	0	0	0	0	0	0	0	0
Jan. 3	ATL	3	3	0	1	1.0	7.0	2	0	0	0	0	0	0	0	0	0	0	0
TOTALS		44	27	17	8	6.0	45.0	18	0	0	0	0	2	1	0	0	0	0	0
PLAYOFFS																			
Jan. 9	@WAS	3	1	2	0	0.0	0.0	1	0	0	0	0	0	0	0	0	0	0	0
Jan. 17	@NO	3	1	2	0	0.0	0.0	0	0	0	0	0	0	0	0	0	0	0	0
Jan. 24	@GB	2	1	1	0	0.0	0.0	1	0	0	0	0	0	0	0	0	0	0	0
Feb. 7	KC	2	1	1	1	1.5	14.5	2	0	0	0	0	0	0	0	0	0	0	0
TOTALS		10	4	6	1	1.5	14.5	4	0	0	0	0	0	0	0	0	0	0	0

2019

DATE	OPP	TACKLES							INTERCEPTIONS					FUMBLES			ST TACKLES		
		T	S	A	TFL	SK	YDS	QH	NO	YDS	LG	TD	PD	FF	FR	YDS	T	S	A
Sept. 8	SF	4	2	2	1	0.0	0.0	0	0	0	0	0	0	0	0	0	0	0	0
Sept. 12	@CAR	0	0	0	0	0.0	0.0	0	0	0	0	0	0	1	0	0	0	0	0
Sept. 22	NYG	1	0	1	0	0.0	0.0	1	0	0	0	0	0	0	0	0	0	0	0
Sept. 29	@LAR	2	1	1	0	0.0	0.0	2	0	0	0	0	0	0	1	37	0	0	0
Oct. 6	@NO	3	1	2	0	0.0	0.0	0	0	0	0	0	0	0	0	0	0	0	0
Oct. 13	CAR	3	2	1	0	0.5	6.0	1	0	0	0	0	0	0	0	0	0	0	0
Oct. 27	@TEN	1	0	1	0	0.0	0.0	0	0	0	0	0	0	0	0	0	0	0	0
Nov. 3	@SEA	3	0	3	0	0.0	0.0	1	0	0	0	0	0	0	0	0	0	0	0
Nov. 10	ARI	2	2	0	1	1.0	3.0	2	0	0	0	0	0	0	0	0	0	0	0
Nov. 17	NO	5	4	1	2	0.0	0.0	1	0	0	0	0	0	0	0	0	0	0	0
Nov. 24	@ATL	4	2	2	0	0.0	0.0	2	0	0	0	0	0	0	1	6	0	0	0
Dec. 1	@JAC	2	1	1	0	0.0	0.0	0	0	0	0	0	0	0	1	0	0	0	0
Dec. 8	IND	1	1	0	0	0.0	0.0	1	0	0	0	0	1	0	0	0	0	0	0
Dec. 15	@DET	3	2	1	1	1.0	3.0	2	0	0	0	0	1	0	0	0	0	0	0
Dec. 21	HOU	5	3	2	1	0.0	0.0	0	0	0	0	0	1	0	0	0	0	0	0
Dec. 29	ATL	2	1	1	1	0.0	0.0	1	0	0	0	0	2	0	0	0	0	0	0
TOTALS		41	22	19	7	2.5	12.0	14	0	0	0	0	4	0	4	43	0	0	0

2018 (W/L.A. RAMS)

DATE	OPP	TACKLES							INTERCEPTIONS				FUMBLES			ST TACKLES			
		T	S	A	TFL	SK	YDS	QH	NO	YDS	LG	TD	PD	FF	FR	YDS	T	S	A
Sept. 10	@OAK	4	2	2	0	0	0	1	0	0	0	0	0	0	0	0	0	0	0
Sept. 16	ARI	1	0	1	0	0	0	1	0	0	0	0	0	0	0	0	0	0	0
Sept. 23	LAC	3	2	1	1	1	4	2	0	0	0	0	1	0	1	0	0	0	0
Sept. 27	MIN	2	2	0	1	1	8	2	0	0	0	0	1	0	1	0	0	0	0
Oct. 7	@SEA	6	2	4	1	1	8	1	0	0	0	0	0	0	0	0	0	0	0
Oct. 14	@DEN	2	2	0	0	0	0	0	0	0	0	0	0	0	0	0	0	0	0
Oct. 21	@SF	2	2	0	0	0	0	1	0	0	0	0	0	0	0	0	0	0	0
Oct. 28	GB	2	2	0	0	0	0	1	0	0	0	0	0	0	0	0	0	0	0
Nov. 4	@NO	2	1	1	0	0	0	0	0	0	0	0	0	0	0	0	0	0	0
Nov. 11	SEA	9	5	4	0	0.5	3.5	3	0	0	0	0	0	0	0	0	0	0	0
Nov. 19	KC	1	0	1	0	0	0	0	0	0	0	0	0	0	0	0	0	0	0
Dec. 2	@DET	6	5	1	0	0	0	2	0	0	0	0	0	0	0	0	0	0	0
Dec. 9	@CHI	6	6	0	0	0	0	0	0	0	0	0	0	0	0	0	0	0	0
Dec. 16	PHI	5	3	2	0	0	0	2	0	0	0	0	0	0	0	0	0	0	0
Dec. 23	@ARI	5	1	4	1	1	2	2	0	0	0	0	2	0	0	0	0	0	0
Dec. 30	SF	3	1	2	0	0	0	1	0	0	0	0	0	0	0	0	0	0	0
TOTALS		59	36	23	4	4.5	25.5	19	0	0	0	0	4	0	2	0	0	0	0

PLAYOFFS

Jan. 12	DAL	4	3	1	1	0	0	2	0	0	0	0	0	0	0	0	0	0	0	0
Jan. 20	@NO	4	2	2	1	1.5	6.5	2	0	0	0	0	0	0	0	0	0	0	0	0
Feb. 3	NE	2	1	1	0	0	0	1	0	0	0	0	0	0	0	0	0	0	0	0
TOTALS		10	6	4	2	1.5	6.5	5	0	0	0	0	0	0	0	0	0	0	0	0

2017 (W/MIAMI)

DATE	OPP	TACKLES							INTERCEPTIONS				FUMBLES			ST TACKLES				
		T	S	A	TFL	SK	YDS	QH	NO	YDS	LG	TD	PD	FF	FR	YDS	T	S	A	
Sept. 17	@LAC	4	2	2	2	0.0	0.0	0	0	0	0	0	0	0	0	0	0	0	0	0
Sept. 24	@NYJ	4	3	1	0	0.0	0.0	0	0	0	0	0	0	1	0	0	0	0	0	0
Oct. 1	NO	4	4	0	0	0.0	0.0	0	0	0	0	0	0	0	0	0	0	0	0	0
Oct. 8	TEN	1	1	0	0	0.0	0.0	1	0	0	0	0	0	0	0	0	0	0	0	0
Oct. 15	@ATL	3	2	1	1	1.0	5.0	1	0	0	0	0	0	0	0	0	0	0	0	0
Oct. 22	NYJ	2	0	2	0	0.5	5.0	2	0	0	0	0	0	0	0	0	0	0	0	0
Oct. 26	@BAL	5	3	2	1	0.0	0.0	0	0	0	0	0	0	0	0	0	0	0	0	0
Nov. 5	OAK	1	1	0	0	1.0	5.0	0	0	0	0	0	0	1	0	0	0	0	0	0
Nov. 13	@CAR	3	0	3	0	0.0	0.0	0	0	0	0	0	0	0	0	0	0	0	0	0
Nov. 19	TB	3	0	3	0	0.0	0.0	2	0	0	0	0	0	0	0	0	0	0	0	0
Nov. 26	@NE	1	1	0	1	0.0	0.0	1	0	0	0	0	1	0	0	0	0	0	0	0
Dec. 3	DEN	4	4	0	0	0.0	0.0	2	0	0	0	0	0	0	0	0	0	0	0	0
Dec. 11	NE	3	2	1	1	1.0	2.0	2	0	0	0	0	1	0	0	0	0	0	0	0
Dec. 17	@BUF	7	6	1	3	0.0	0.0	0	0	0	0	0	0	0	0	0	0	0	0	0
Dec. 24	@KC	2	0	2	0	0.0	0.0	1	0	0	0	0	0	0	0	0	0	0	0	0
Dec. 31	BUF	1	0	1	0	0.0	0.0	0	0	0	0	0	0	0	0	0	0	0	0	0
TOTALS		48	29	19	9	4.5	17.0	12	0	0	0	0	2	2	0	0	0	0	0	0

2016 (W/MIAMI)

DATE	OPP	TACKLES							INTERCEPTIONS				FUMBLES			ST TACKLES				
		T	S	A	TFL	SK	YDS	QH	NO	YDS	LG	TD	PD	FF	FR	YDS	T	S	A	
Sept. 11	@SEA	4	2	2	1	1.0	13.0	3	0	0	0	0	1	0	0	0	0	0	0	0
Sept. 18	@NE	12	4	8	1	0.0	0.0	0	0	0	0	0	0	0	0	0	0	0	0	0
Sept. 25	CLE	6	4	2	1	1.5	7.5	1	0	0	0	0	0	0	0	0	0	0	0	0
Sept. 29	@CIN	5	3	2	0	0.0	0.0	0	0	0	0	0	0	0	0	0	0	0	0	0
Oct. 9	TEN	1	1	0	0	0.0	0.0	0	0	0	0	0	0	0	0	0	0	0	0	0
Oct. 16	PIT	2	1	1	0	0.0	0.0	1	0	0	0	0	0	0	0	0	0	0	0	0
Oct. 23	BUF	2	1	1	1	1.0	6.0	4	0	0	0	0	0	0	0	0	0	0	0	0
Nov. 6	NYJ	5	4	1	1	1.0	8.0	1	0	0	0	0	1	0	0	0	0	0	0	0
Nov. 13	@SD	5	3	2	0	0.5	3.0	2	0	0	0	0	1	0	0	0	0	0	0	0
Nov. 20	@LAR	6	3	3	1	0.0	0.0	0	0	0	0	0	1	0	0	0	0	0	0	0
Nov. 27	SF	3	3	0	1	0.0	0.0	2	0	0	0	0	0	0	0	0	0	0	0	0
Dec. 4	@BAL	2	0	2	0	0.0	0.0	1	0	0	0	0	0	0	0	0	0	0	0	0
Dec. 11	ARI	4	2	2	0	0.0	0.0	2	0	0	0	0	0	0	0	0	0	0	0	0
Dec. 17	@NYJ	5	4	1	3	0.0	0.0	0	0	0	0	0	0	1	0	0	0	0	0	0
Dec. 24	@BUF	6	3	3	1	0.0	0.0	0	0	0	0	0	1	0	0	0	0	0	0	0
Jan. 1	NE	4	2	2	0	0.0	0.0	0	0	0	0	0	1	0	0	0	0	0	0	0
TOTALS		72	40	32	11	5.0	37.5	17	0	0	0	0	6	0	1	0	0	0	0	0

PLAYOFFS

Jan. 8	@PIT	4	4	0	1	1.0	9.0	1	0	0	0	0	0	0	0	0	0	0	0	0
TOTALS		4	4	0	1	1.0	9.0	1	0	0	0	0	0	0	0	0	0	0	0	0

2015 (W/MIAMI)

DATE	OPP	TACKLES							INTERCEPTIONS				FUMBLES			ST TACKLES			
		T	S	A	TFL	SK	YDS	QH	NO	YDS	LG	TD	PD	FF	FR	YDS	T	S	A
Sept. 13	@DAL	2	1	1	0	0.0	0.0	0	0	0	0	0	0	0	0	0	0	0	0
Sept. 20	ATL	1	1	0	0	0.0	0.0	0	0	0	0	0	0	0	0	0	0	0	0
Sept. 27	WAS	4	4	0	2	0.0	0.0	0	0	0	0	0	0	0	0	0	0	0	0
Oct. 4	@BUF	3	3	0	1	0.0	0.0	1	0	0	0	0	0	0	0	0	0	0	0
Oct. 18	SF	1	0	1	0	0.0	0.0	0	0	0	0	0	2	0	0	0	0	0	0
Oct. 25	@PHI	6	5	1	3	2.0	15.0	3	0	0	0	2	0	0	0	0	0	0	0
Oct. 29	DAL	2	0	2	0	0.0	0.0	2	0	0	0	0	0	0	0	0	0	0	0
Nov. 8	@NO	3	1	2	1	1.0	9.0	1	0	0	0	0	0	0	0	0	0	0	0
Nov. 15	@TB	9	7	2	4	1.0	7.0	3	0	0	0	0	0	0	0	0	0	0	0
Nov. 22	NE	7	4	3	1	0.0	0.0	0	0	0	0	0	0	0	0	0	0	0	0
Nov. 29	@WAS	4	1	3	1	0.0	0.0	1	0	0	0	0	0	0	0	0	0	0	0
Dec. 6	NYJ	4	2	2	0	0.0	0.0	2	0	0	0	0	0	0	0	0	0	0	0
Dec. 14	@MIA	4	3	1	1	0.0	0.0	0	0	0	0	1	0	0	0	0	0	0	0
Dec. 20	CAR	4	4	0	1	0.5	4.5	3	0	0	0	0	0	0	0	0	0	0	0
Dec. 27	@MIN	3	1	2	1	1.0	1.0	2	0	0	0	0	0	0	0	0	0	0	0
Jan. 3	PHI	4	2	2	1	0.5	4.5	2	0	0	0	0	0	0	0	0	0	0	0
TOTALS		61	39	22	17	6.0	41.0	20	0	0	0	0	5	0	0	0	0	0	0

2014 (W/DETROIT)

DATE	OPP	TACKLES							INTERCEPTIONS				FUMBLES			ST TACKLES				
		T	S	A	TFL	SK	YDS	QH	NO	YDS	LG	TD	PD	FF	FR	YDS	T	S	A	
Sept. 8	NYG	3	3	0	0	0.0	0.0	0	0	0	0	0	0	0	0	0	0	0	0	
Sept. 14	@CAR	3	3	0	2	0.0	0.0	0	0	0	0	0	0	0	0	0	0	0	0	
Sept. 21	GB	2	1	1	1	1.0	8.0	1	0	0	0	0	0	0	0	0	0	0	0	
Sept. 28	@NYJ	1	1	0	0	0.0	0.0	0	0	0	0	0	0	0	0	0	0	0	0	
Oct. 5	BUF	5	3	2	1	0.0	0.0	1	0	0	0	0	0	0	0	0	0	0	0	
Oct. 12	@MIN	4	4	0	3	2.0	3.0	2	0	0	0	0	0	0	0	0	0	0	0	
Oct. 19	NO	2	1	1	0	0.5	3.5	1	0	0	0	1	0	0	0	0	0	0	0	
Oct. 26	@ATL	3	3	0	0	0.0	0.0	0	0	0	0	0	0	0	0	0	0	0	0	
Nov. 9	MIA	4	3	1	3	1.0	10.0	3	0	0	0	0	0	0	0	0	0	0	0	
Nov. 16	@ARI	1	1	0	1	0.0	0.0	1	0	0	0	1	0	0	0	0	0	0	0	
Nov. 23	@NE	4	4	0	3	0.0	0.0	1	0	0	0	0	0	0	0	0	0	0	0	
Nov. 27	CHI	0	0	0	0	0.0	0.0	1	0	0	0	0	0	0	0	0	0	0	0	
Dec. 7	TB	6	5	1	3	1.0	11.0	3	0	0	0	0	0	0	0	0	0	0	0	
Dec. 14	MIN	4	2	2	1	1.0	8.0	1	0	0	0	0	0	0	0	0	0	0	0	
Dec. 21	@CHI	4	4	0	2	2.0	11.0	4	0	0	0	0	0	0	0	0	0	0	0	
Dec. 28	@GB	7	6	1	1	0.0	0.0	1	0	0	0	1	0	0	0	0	0	0	0	
TOTALS		53	44	9	21	8.5	54.5	20	0	0	0	0	3	0	0	0	0	0	0	
PLAYOFFS																				
Jan. 4	DAL	3	3	0	2	2.0	15.0	2	0	0	0	0	0	0	0	0	0	0	0	
TOTALS		3	3	0	2	2.0	15.0	2	0	0	0	0	0	0	0	0	0	0	0	

2013 (W/DETROIT)

DATE	OPP	TACKLES							INTERCEPTIONS				FUMBLES			ST TACKLES			
		T	S	A	TFL	SK	YDS	QH	NO	YDS	LG	TD	PD	FF	FR	YDS	T	S	A
Sept. 8	MIN	0	0	0	0	0.0	0.0	1	0	0	0	0	1	0	0	0	0	0	0
Sept. 15	@ARI	3	3	0	2	0.0	0.0	2	0	0	0	0	0	0	0	0	0	0	0
Sept. 22	@WAS	5	4	1	0	0.0	0.0	1	0	0	0	0	0	0	0	0	0	0	0
Sept. 29	CHI	4	4	0	2	2.0	22.0	3	0	0	0	0	0	1	0	0	0	0	0
Oct. 6	@GB	5	3	2	1	0.5	2.5	1	0	0	0	0	0	0	0	0	0	0	0
Oct. 13	@CLE	1	1	0	0	0.0	0.0	1	0	0	0	0	0	0	0	0	0	0	0
Oct. 20	CIN	3	3	0	1	1.0	8.0	1	0	0	0	0	0	0	0	0	0	0	0
Oct. 27	DAL	1	1	0	0	0.0	0.0	1	0	0	0	0	0	0	0	0	0	0	0
Nov. 10	@CHI	2	2	0	1	1.0	9.0	4	0	0	0	1	0	0	0	0	0	0	0
Nov. 17	@PIT	1	0	1	0	0.0	0.0	0	0	0	0	0	0	0	0	0	0	0	0
Nov. 24	TB	3	1	2	1	0.0	0.0	0	0	0	0	0	0	0	0	0	0	0	0
Nov. 28	GB	4	2	2	1	1.0	2.0	2	0	0	0	1	0	0	0	0	0	0	0
Dec. 8	@PHI	10	7	3	0	0.0	0.0	1	0	0	0	0	0	0	0	0	0	0	0
Dec. 16	BAL	3	3	0	0	0.0	0.0	0	0	0	0	0	0	0	0	0	0	0	0
Dec. 22	NYG	1	0	1	0	0.0	0.0	2	0	0	0	1	0	0	0	0	0	0	0
Dec. 29	@MIN	3	2	1	0	0.0	0.0	0	0	0	0	2	0	0	0	0	0	0	0
TOTALS		49	36	13	9	5.5	43.5	20	0	0	0	0	6	1	0	0	0	0	0

2012 (W/DETROIT)

DATE	OPP	TACKLES						INTERCEPTIONS				FUMBLES			ST TACKLES					
		T	S	A	TFL	SK	YDS	QH	NO	YDS	LG	TD	PD	FF	FR	YDS	T	S	A	
Sept. 9	STL	2	2	0	2	1.0	12.0	1	0	0	0	0	0	0	0	0	0	0	0	0
Sept. 16	@SF	1	1	0	1	1.0	12.0	2	0	0	0	0	0	0	0	0	0	0	0	0
Sept. 23	@TEN	2	2	0	0	0.0	0.0	1	0	0	0	0	0	0	0	0	0	0	0	0
Sept. 30	MIN	2	1	1	1	0.5	5.0	1	0	0	0	0	0	0	0	0	0	0	0	0
Oct. 14	@PHI	2	2	0	2	0.0	0.0	1	0	0	0	0	1	0	0	0	0	0	0	0
Oct. 22	@CHI	1	1	0	1	1.0	8.0	2	0	0	0	0	0	0	0	0	0	0	0	0
Oct. 28	SEA	2	2	0	2	0.0	0.0	2	0	0	0	0	0	0	0	0	0	0	0	0
Nov. 4	@JAC	0	0	0	0	0.0	0.0	0	0	0	0	0	0	0	0	0	0	0	0	0
Nov. 11	@MIN	2	2	0	1	1.0	7.0	2	0	0	0	0	0	0	0	0	0	0	0	0
Nov. 18	GB	5	2	3	0	0.0	0.0	0	0	0	0	0	0	0	0	0	0	0	0	0
Nov. 22	HOU	0	0	0	0	0.0	0.0	5	0	0	0	0	0	0	0	0	0	0	0	0
Dec. 2	IND	6	5	1	4	1.0	7.0	5	0	0	0	0	1	0	0	0	0	0	0	0
Dec. 9	@GB	1	0	1	0	0.0	0.0	0	0	0	0	0	0	0	0	0	0	0	0	0
Dec. 16	@ARI	3	2	1	1	1.0	7.0	4	0	0	0	0	0	0	0	0	0	0	0	0
Dec. 22	ATL	4	1	3	1	0.5	4.0	4	0	0	0	0	0	0	0	0	0	0	0	0
Dec. 30	CHI	1	1	0	1	1.0	5.0	2	0	0	0	0	0	0	0	0	0	0	0	0
TOTALS		34	24	10	17	8.0	67.0	32	0	0	0	0	2	0	0	0	0	0	0	0

2011 (W/DETROIT)

DATE	OPP	TACKLES						INTERCEPTIONS				FUMBLES			ST TACKLES					
		T	S	A	TFL	SK	YDS	QH	NO	YDS	LG	TD	PD	FF	FR	YDS	T	S	A	
Sept. 11	@TB	1	1	0	0	0.0	0.0	1	0	0	0	0	0	0	0	0	0	0	0	0
Sept. 18	KC	3	2	1	1	1.0	9.0	2	0	0	0	0	0	0	0	0	0	0	0	0
Sept. 25	@MIN	5	3	2	1	1.0	9.0	2	0	0	0	0	0	0	0	0	0	0	0	0
Oct. 2	@DAL	3	2	1	1	0.0	0.0	0	0	0	0	0	0	0	0	0	0	0	0	0
Oct. 10	CHI	4	4	0	0	0.0	0.0	0	0	0	0	0	0	0	0	0	0	0	0	0
Oct. 16	SF	2	0	2	0	0.0	0.0	0	0	0	0	0	0	0	0	0	0	0	0	0
Oct. 23	ATL	5	4	1	1	1.0	5.0	1	0	0	0	0	0	0	0	0	0	0	0	0
Oct. 30	@DEN	1	1	0	0	0.0	0.0	0	0	0	0	0	0	0	0	0	0	0	0	0
Nov. 13	@CHI	3	3	0	0	0.0	0.0	1	0	0	0	0	1	0	0	0	0	0	0	0
Nov. 20	CAR	3	1	2	1	0.0	0.0	1	0	0	0	0	0	0	0	0	0	0	0	0
Nov. 24	GB	1	1	0	0	0.0	0.0	0	0	0	0	0	0	0	0	0	0	0	0	0
Dec. 4	@NO								Reserve/Suspended											
Dec. 11	MIN								Reserve/Suspended											
Dec. 18	@OAK	2	1	1	0	0.0	0.0	0	0	0	0	0	0	0	0	0	0	0	0	0
Dec. 24	SD	2	2	0	0	0.0	0.0	0	0	0	0	0	0	0	0	0	0	0	0	0
Jan. 1	@GB	1	1	0	1	1.0	8.0	1	0	0	0	0	0	0	0	0	0	0	0	0
TOTALS		36	26	10	6	4.0	31.0	9	0	0	0	0	1	0	0	0	0	0	0	0
PLAYOFFS																				
Jan. 7	@NO	3	0	3	0	0.5	3.0	2	0	0	0	0	0	0	0	0	0	0	0	0
TOTALS		3	0	3	0	0.5	3.0	2	0	0	0	0	0	0	0	0	0	0	0	0

2010 (W/DETROIT)

DATE	OPP	TACKLES						INTERCEPTIONS				FUMBLES			ST TACKLES					
		T	S	A	TFL	SK	YDS	QBH	NO	YDS	LG	TD	PD	FF	FR	YDS	T	S	A	
Sept. 12	@CHI	1	1	0	1	1.0	1.0	1	0	0	0	0	0	0	0	0	0	0	0	0
Sept. 19	PHI	8	6	2	2	1.0	7.0	1	0	0	0	0	0	0	0	0	0	0	0	0
Sept. 26	@MIN	4	4	0	0	0.0	0.0	1	0	0	0	0	0	0	0	0	0	0	0	0
Oct. 3	@GB	3	3	0	1	1.0	5.0	1	0	0	0	0	0	0	0	0	0	0	0	0
Oct. 10	STL	3	2	1	0	0.0	0.0	0	1	20	20	0	1	0	0	0	0	0	0	0
Oct. 17	@NYG	3	2	1	2	1.5	7.5	3	0	0	0	0	0	0	0	0	0	0	0	0
Oct. 31	WAS	5	4	1	2	2.0	17.0	2	0	0	0	0	0	0	1	17	0	0	0	0
Nov. 7	NYJ	3	3	0	0	0.0	0.0	0	0	0	0	0	0	0	0	0	0	0	0	0
Nov. 14	@BUF	3	1	2	1	0.0	0.0	1	0	0	0	0	0	0	0	0	0	0	0	0
Nov. 21	@DAL	8	5	3	0	0.5	4.0	1	0	0	0	0	0	0	0	0	0	0	0	0
Nov. 25	NE	4	3	1	2	1.0	3.0	1	0	0	0	0	0	0	0	0	0	0	0	0
Dec. 5	CHI	4	3	1	0	0.0	0.0	0	0	0	0	0	1	0	0	0	0	0	0	0
Dec. 12	GB	3	1	2	1	0.0	0.0	1	0	0	0	0	0	0	0	0	0	0	0	0
Dec. 19	@TB	3	2	1	0	0.0	0.0	2	0	0	0	0	0	0	0	0	0	0	0	0
Dec. 26	@MIA	5	5	0	1	1.0	3.0	1	0	0	0	0	1	1	0	0	0	0	0	0
Jan. 2	MIN	6	4	2	0	1.0	0.0	1	0	0	0	0	0	0	0	0	0	0	0	0
TOTALS		66	49	17	13	10.0	47.5	17	1	20	20	0	3	1	1	17	0	0	0	

#46 CARSON TINKER

LONG SNAPPER
HT: 6-0 **WT:** 237
DOB: 11/15/89
NFL: 7TH YEAR
ACQ: FA, 2021
COLLEGE: ALABAMA



ORIGINALLY ENTERED NFL:

- X Originally entered the NFL as a college free agent with the Jacksonville Jaguars on April 27, 2013.

ACQUIRED BY BUCS:

- X Signed by Tampa Bay as a free agent on September 13, 2021.

CAREER HIGHLIGHTS:

- X Played for the Jacksonville Jaguars (2013-18).
- X Played in 77 career games, including the first 64 games to begin his career. Has 16 career special teams tackles.
- X Voted team captain in 2016.

2021 HIGHLIGHTS:

- X Served as the team's primary long snapper on all punts and field goal attempts beginning in Week 2

- X Made Buccaneers debut against Atlanta (9/19), serving as the snapper on all seven extra point attempts and all four punts.

- X Downed a punt inside the 20-yard line against Chicago (10/24).

2020 HIGHLIGHTS:

- X Spent the season on the New York Giants' practice squad.

COLLEGE/PERSONAL:

- X Played at Alabama (2008-12), appearing in 38 games at long snapper.
- X Redshirted in 2008.
- X Majored in pre-business.
- X Attended Riverdale (Tenn.) High School
- X Married to Annie, the couple have one son, Carson "Hootie" Tinker.

TINKER'S CAREER STATISTICS

Games/Starts: TB: 2013: 16/0; 2014: 16/0; 2015: 16/0; 2016: 16/0; 2018: 5/0; 2021: 8/0
Career Totals: 77/0
Special Teams Tackles: 16 - 2 in 2016; 6 in 2015; 5 in 2014; 3 in 2013

#2

KYLE TRASK

QUARTERBACK

HT: 6-5 WT: 236

DOB: 3/6/98

NFL: ROOKIE

ACQ: D2, 2021

COLLEGE: FLORIDA



ACQUIRED BY BUCS:

- X Selected in the second round (64th overall) of the 2021 NFL Draft by the Buccaneers.

2021 HIGHLIGHTS:

- X Inactive Weeks 1-7.

COLLEGE:

- X Played in 28 games at Florida (2016-20), completing 552-of-813 passes for 7,386 yards and 69 touchdowns. Trask's 69 career touchdown passes rank sixth in school history, while his 7,386 career passing yards rank eighth.
- X In 2020, Trask completed 301-of-437 passes (68.9 pct.) for 4,283 yards (9.8 avg.) with 43 touchdowns and eight interceptions, while rushing for an additional three touchdowns.
- X A Heisman Trophy Finalist in 2020, Trask led the FBS in total touchdowns (46) and touchdown passes (43) while ranking second in passing yards (4,283). His 43 touchdown passes established a new school record and rank third in a single season in SEC history (LSU's Joe Burrow, 60 in 15 games in 2019; Missouri's Drew Lock, 44 in 13 games in 2017).
- X Trask's 46 total touchdowns tied for the sixth-most in a single season in the SEC and ranked second in school history, trailing only Tim Tebow (55 in 2007).

- X Trask finished second nationally in passing yards per game (356.9), breaking Rex Grossman's school record (354.0 in 2001) and ranking third in SEC history, behind only Kentucky's Tim Couch (388.6 in 1998) and LSU's Joe Burrow (378.1 in 2019).
- X Earned second-team All-America honors (Associated Press, Sporting News) and second-team All-SEC honors (Associate Press, SEC Coaches), while finishing as a finalist for the Davey O'Brien National Quarterback Award, Johnny Unitas Golden Arm Award, Manning Award and Earl Campbell Tyler Rose Award.
- X In 2019, played in 12 games, with 10 starts, completing 237-of-354 passes (66.9 pct.) for 2,941 yards, with 25 touchdowns and seven interceptions, earning third-team All-SEC honors.
- X Played in four games as a backup in 2018.
- X Did not play in 2017.
- X Redshirted in 2016.

PERSONAL:

- X Attended Manvel High School (Manvel, Texas).
- X Helped his team to an 11-3 record as a senior and a spot in the Texas UIL 6A Division 2 Quarterfinals.

#9

JOE TRYON-SHOYINKA

OUTSIDE LINEBACKER

HT: 6-5 **WT:** 259

DOB: 4/30/99

NFL: ROOKIE

ACQ: D1, 2021

COLLEGE: WASHINGTON

ACQUIRED BY BUCS:

- X Selected in the first round (32nd overall) of the 2021 NFL Draft by the Buccaneers.

2021 HIGHLIGHTS:

- X Has 3.0 sacks on the season, tied for the fourth-most among rookies, while his six quarterback hits are tied for sixth-most among rookies and his three tackles for loss are tied for seventh-most among rookies.
- X Part of a Buccaneers defense that is allowing the eighth-fewest yards per game (334.0) and seventh-fewest yards per play (5.28) while ranking second in the NFL in rush defense (79.8 yards per game).
- X Made NFL debut against Dallas (9/9), starting and registering two tackles and a quarterback hit.
- X Recorded two special teams tackles - both on kickoff coverage - against Atlanta (9/19).
- X Made first career start at L.A. Rams (9/26), tallying two tackles and a pass defended.
- X At New England (10/3), recorded two sacks and four total quarterback hits. The first sack of his career came on the game's opening possession, when he sacked QB Mac Jones for a four-yard loss.
- X Was part of a defense that held the Patriots to -1 yards rushing - the fewest allowed in a game in Buccaneers history and the fewest allowed by any NFL team since 2007.
- X Joins Devin White (11/24/19 at Atlanta) as the only Buccaneers rookies to record multiple sacks in a game since 2010 (Gerald McCoy, 11/28/10 at Baltimore).
- X Tallied one tackle against Miami (10/10).



- X At Philadelphia (10/14), recorded two tackles. Part of a defense that limited the Eagles to 213 total yards.
- X Registered one tackle against Chicago (10/24).
- X Recorded one special teams tackle at New Orleans (10/31).
- X At Washington (11/14), tallied one sack.

COLLEGE:

- X Played in 25 games at Washington (2017-20), starting 14, totaling 61 tackles, (14.5 for loss), 9.0 sacks and two passes defended.
- X Did not play in the 2020 season after declaring for the 2021 NFL Draft, but was selected as a preseason All-American (first team, Phil Steele; second team, Sporting News) and named to the Bronko Nagurski and Butkus Award preseason watch lists.
- X As a redshirt sophomore in 2019, started 12-of-13 games, registering 41 tackles (12.5 for loss), 8.0 sacks and one pass defended, earning second-team All-Pac-12 honors. His 8.0 sacks tied for fifth in the Pac-12, while his 12.5 tackles for loss were fifth-most in the conference.
- X Named Pac-12 Defensive Lineman of the Week after recording 2.5 tackles for loss and two sacks against Washington State (11/29/19).



- X Played in 12 games as a redshirt freshman, with two starts, recording 20 tackles (two for loss), one sack and one pass defended.
- X Redshirted in 2017.

PERSONAL:

- X Attended Hazen High School (Renton, Washington).

- X As a senior in 2016, earned North Puget Sound League Defensive Lineman of the Year, Seattle Times all-state honors and first-team All-NPSL honors at both defensive line and tight end, while also being named to the USA Today all-state team (all levels) and the Seattle Times all-area team.
- X Also played basketball and baseball at Hazen.

TRYON-SHOYINKA'S CAREER STATISTICS

Year	Team	Tackles						INT				Fumbles			ST Tackles				
		GP	GS	T	S	A	Sk	Yds	No	Yds	Lg	TD	PD	FF	FR	Yds	T	S	A
2021	Tampa Bay	9	3	11	10	1	3.0	15.0	0	0	0	0	1	0	0	0	3	2	1
NFL Totals		9	3	11	10	1	3.0	15.0	0	0	0	0	1	0	0	0	3	2	1

TRYON-SHOYINKA'S GAME-BY-GAME STATISTICS

2021

DATE	OPP	TACKLES						INTERCEPTIONS					FUMBLES			ST TACKLES			
		T	S	A	TFL	SK	YDS	QH	NO	YDS	LG	TD	PD	FF	FR	YDS	T	S	A
Sept. 9	DAL	2	1	1	0	0.0	0.0	1	0	0	0	0	0	0	0	0	0	0	0
Sept. 19	ATL	0	0	0	0	0.0	0.0	0	0	0	0	0	0	0	0	0	2	2	0
Sept. 26	@LAR	2	2	0	0	0.0	0.0	0	0	0	0	0	1	0	0	0	0	0	0
Oct. 3	@NE	2	2	0	2	2.0	13.0	4	0	0	0	0	0	0	0	0	0	0	0
Oct. 10	MIA	1	1	0	0	0.0	0.0	0	0	0	0	0	0	0	0	0	0	0	0
Oct. 14	@PHI	2	2	0	0	0.0	0.0	0	0	0	0	0	0	0	0	0	0	0	0
Oct. 24	CHI	1	1	0	0	0.0	0.0	0	0	0	0	0	0	0	0	0	0	0	0
Oct. 31	@NO	0	0	0	0	0.0	0.0	0	0	0	0	0	0	0	0	0	1	0	1
Nov. 14	@WAS	1	1	0	1	1.0	2.0	1	0	0	0	0	0	0	0	0	0	0	0
Nov. 22	NYG																		
Nov. 28	@IND																		
Dec. 5	@ATL																		
Dec. 12	BUF																		
Dec. 19	NO																		
Dec. 26	@CAR																		
Jan. 2	@NYJ																		
Jan. 9	CAR																		
TOTALS		11	10	1	3	3.0	0.0	6	0	0	0	0	1	0	0	0	3	2	1

#21

KE'SHAWN VAUGHN

RUNNING BACK

HT: 5-10 **WT:** 214

DOB: 5/4/97

NFL: 2ND YEAR

ACQ: D3, 2020

COLLEGE: VANDERBILT



ACQUIRED BY BUCS:

- X Selected in the third round (76th overall) of the 2020 NFL Draft by the Buccaneers.

AWARDS & ACCOLADES:

- X Super Bowl LV Champion.

CAREER HIGHLIGHTS:

- X Has played in 15 career regular season games, rushing 31 times for 136 yards (4.4 avg.) and catching five passes for 34 yards and one touchdown.
- X Has played in one postseason contest, rushing five times for 21 yards.
- X Had a career-high 62 rushing yards at Detroit (12/26/20), helping the Buccaneers record a team record 588 yards of total offense.
- X Scored first career touchdown on nine-yard reception against L.A. Chargers (10/4/20).
- X Made NFL debut against Carolina (9/20/20).

2021 HIGHLIGHTS:

- X Inactive Weeks 1 & 2.
- X Made season debut at L.A. Rams (9/26), seeing time on special teams.
- X Played on special teams at New England (10/3) and at Philadelphia (10/14).
- X Rushed five times for 54 yards against Chicago (10/24).
- X Inactive at New Orleans (10/31).
- X Saw time on special teams at Washington (11/14).

COLLEGE:

- X Played in 46 career collegiate games, spending time at Illinois (2015-16) before transferring to Vanderbilt (2018-19). Totaled 3,296 yards on 572 attempts

(5.8 avg.) with 30 touchdowns, while catching 67 passes for 666 yards.

- X In two seasons at Vanderbilt (2018-19), recorded 2,272 rushing yards on 355 carries (6.4 avg.), with 21 touchdowns, while catching 42 passes for 458 yards. Finished his career ranked fifth all-time in rushing yards and third all-time in rushing touchdowns in Vanderbilt history, while his nine 100-yard rushing games are fourth all-time. Joined Ralph Webb and Zac Staley as the only running backs in school history to post consecutive 1,000-yard seasons.
- X As a redshirt senior (2019), played in 12 games, rushing 198 times for 1,028 yards and nine touchdowns, while catching 29 passes for 288 yards.
- X In his first season at Vanderbilt (2018), rushed for 1,244 yards on 157 carries (7.9 avg.), with 12 touchdowns. Totaled the second-most rushing yards in a single season in school history, while his 7.9 rushing average ranked eighth in the NCAA (min. 50 attempts).
- X In the Texas Bowl against Baylor, posted 243 rushing yards and two touchdowns, the second-most single-game rushing yards in school history.
- X During two seasons at Illinois (2015-16), rushed 217 times for 1,024 yards (4.7 avg.) with nine rushing touchdowns and 25 receptions for 208 yards.
- X Graduated with a degree in sociology.

PERSONAL:

- X In 2020, supported Gideon's Army as part of the NFL's My Cause, My Cleats initiative.
- X Attended Pearl-Cohn High School (Nashville, Tennessee).

X 2014 Tennessee Gatorade Player of the Year and 2014 Mr. Football 4A Back of the Year.

X Has two brothers, Dominique Trotter and Ke’Juan Vaughn, and two sisters, Ke’Osha Vaughn and Sydnee McGee.

X Son of Keith Vaughn and Tameka Dennis.

X Full name is Ke’Shawn LaMonte Vaughn.

VAUGHN'S CAREER STATISTICS

YEAR	TEAM	RUSHING							RECEIVING				
		GP	GS	ATT	YDS	AVG	LG	TD	NO.	YDS	AVG	LG	TD
2020	Tampa Bay	10	0	26	109	4.2	19	0	5	34	6.8	13	1
2021	Tampa Bay	5	0	5	27	5.4	15	0	0	0	-	-	0
NFL Totals		15	0	26	109	4.2	19	0	5	34	6.8	13	1
Postseason Year	Team	Rushing							Receiving				
		GP	GS	Att.	Yds	Avg	Lg	TD	No.	Yds	Avg	Lg	TD
2020	Tampa Bay	1	0	5	21	4.2	6	0	0	0	-	-	0
NFL Totals		1	0	5	21	4.2	6	0	0	0	-	-	0

ADDITIONAL STATS

Fumbles-Lost: 2-2 - 2-2 in 2020 (1-1 postseason)

VAUGHN'S GAME-BY-GAME STATISTICS

2020		RUSHING						RECEIVING				
DATE	OPP	ATT	YDS	AVG	LG	TD	NO	YDS	AVG	LG	TD	
Sept. 13	@NO					Inactive						
Sept. 20	CAR	3	4	1.3	3	0	0	0	-	-	0	
Sept. 27	@DEN					Inactive						
Oct. 4	LAC	3	4	1.3	3	0	2	22	11.0	13	1	
Oct. 8	@CHI	0	0	-	-	0	2	5	2.5	4	0	
Oct. 18	GB	5	42	8.4	19	0	0	0	-	-	0	
Oct. 25	@LV	0	0	-	-	0	0	0	-	-	0	
Nov. 2	@NYG	0	0	-	-	0	0	0	-	-	0	
Nov. 8	NO					Inactive						
Nov. 15	@CAR					Inactive						
Nov. 23	LAR					Inactive						
Nov. 29	KC					Inactive						
Dec. 13	MIN	1	-3	-3.0	-3	0	0	0	-	-	0	
Dec. 20	@ATL	2	4	2.0	3	0	0	0	-	-	0	
Dec. 27	@DET	15	62	4.1	0	0	1	7	7.0	7	0	
Jan. 3	ATL	0	0	-	-	0	0	0	-	-	0	
TOTALS		26	109	4.2	19	0	5	34	6.8	13	1	
PLAYOFFS												
DATE	OPP	ATT	YDS	AVG	LG	TD	NO	YDS	AVG	LG	TD	
Jan. 9	@WAS	5	21	4.2	6	0	0	0	-	-	0	
Jan. 17	@NO					Inactive						
Jan. 24	@GB					Inactive						
Feb. 7	KC					Inactive						
TOTALS		5	21	4.2	6	0	0	0	-	-	0	

#50 VITA VEA

DEFENSIVE LINEMAN

HT: 6-4 **WT:** 347

DOB: 2/5/95

NFL: 4TH YEAR

ACQ: D1, 2018

COLLEGE: WASHINGTON



ACQUIRED BY BUCS:

- X Selected in the first round (12th overall) of the 2018 NFL Draft by the Buccaneers.

AWARDS & ACCOLADES:

- X Super Bowl LV Champion.

CAREER HIGHLIGHTS:

- X Has started 38-of-43 games he has played, recording 91 tackles (13 for loss), 25 quarterback hits, 8.5 sacks, five passes defended and one fumble recovery.
- X Has played in two postseason contests, recording one tackle.
- X Registered first career fumble recovery against Chicago (10/24/21).
- X Scored first NFL touchdown when he caught a one-yard pass from Jameis Winston in Buccaneers' win at Atlanta (11/24/19).
- X Recorded first career sack (Alex Smith) vs. Washington (11/11/18).
- X Recorded a career-high nine tackles, which is the most by a Buccaneers defensive lineman since Week 15 of 2015, at Baltimore (12/16/18).
- X Made NFL debut at Chicago (9/30/18).
- X Made first career start in win vs. Cleveland (10/21/18).

2021 HIGHLIGHTS:

- X Part of a Buccaneers defense that is allowing the eighth-fewest yards per game (334.0) and seventh-fewest yards per play (5.28) while ranking second in the NFL in rush defense (79.8 yards per game).
- X Started in season opener against Dallas (9/9) and was part of a defense that limited the Cowboys to 60 rushing yards.
- X Against Atlanta (9/19), recorded five tackles, one quarterback hit and

deflected a pass that was intercepted by Shaq Barret, helping set up a Buccaneer touchdown. Was part of a defense that held the Falcons to 55 rushing yards on 20 attempts (2.8 avg.).

- X Tallied two tackles and a quarterback hit at L.A. Rams (9/26).
- X At New England (10/3), notched one tackle and was part of a defense that held the Patriots to -1 yards rushing - the fewest allowed in a game in Buccaneers history and the fewest allowed by any NFL team since 2007.
- X Recorded one tackle and a half-sack against Miami (10/10).
- X At Philadelphia (10/14), registered three tackles and a half-sack. Part of a defense that limited the Eagles to 213 total yards.
- X Had three tackles (one for loss), a pass defended and a fumble recovery in a 38-3 win against Chicago (10/24). The fumble recovery was the first of his career.
- X Registered three tackles and two quarterback hits at New Orleans (10/31).
- X At Washington (11/14), tallied two tackles (one for loss).

COLLEGE:

- X Played in 40 career games at Washington (2014-17), recording 100 tackles (15 for loss), 9.5 sacks, six passes defended,



two forced fumbles and two blocked kicks.

- X As a redshirt junior (2017), earned the Pac-12 Pat Tillman Defensive Player of the Year Award, as well as the Morris Trophy, given annually to the top defensive lineman in the Pac-12, as voted on by the conference's offensive linemen.
- X Named second-team All-American by USA Today, Sports Illustrated, SB Nation and The Athletic, while earning first-team All-Pac-12 Honors from both the league's coaches and the Associated Press. Was also a finalist for the Polynesian Player of the Year and was a Bednarik Award semifinalist.
- X Started all 13 games as a senior, recording 44 tackles (5.5 for loss), four passes defended, 2.5 sacks and a blocked punt.
- X Helped anchor Washington's run defense, which ranked fourth in the NCAA in rushing yards allowed per game (100.9), while only allowing 2.86 yards per carry, the second-lowest mark in the NCAA.
- X Part of a Washington defense that allowed just 16.1 points per game, the fifth-best mark in the country, and allowed only 298.0 yards per game, the eighth-fewest in the NCAA.
- X Played in all 14 games, with five starts, as a redshirt sophomore (2016), tallying



39 tackles (6.5 for loss), 5.0 sacks, two passes defended and a forced fumble.

- X As a redshirt freshman in 2015, played in 13 games, registering 17 tackles (three for loss), one forced fumble, one pass defended and one sack.
- X Redshirted in 2014.

PERSONAL/COMMUNITY:

- X Attended Milpitas High School (Milpitas, California).
- X Played defensive line and running back in high school.
- X Named to MaxPreps.com All-NorCal first team and Division II all-state first-team as a senior, while also being named first-team All-Metro by the San Francisco Chronicle and the San Jose Mercury News.
- X Vea, along with the defensive lineman hosted the 8th annual "D-Line Delivers Christmas". Local families were surprised with a tour of AdventHealth Training Center, dinner with D-Line, and a shopping spree at Target.

VEA'S CAREER STATISTICS

Year	Team	GP	GS	Tackles				Sk	Yds	INT				Fumbles			ST Tackles				
				T	S	A	No			Yds	Lg	TD	PD	FF	FR	Yds	T	S	A		
2018	Tampa Bay	13	8	28	21	7	3.0	16.0	0	0	0	0	0	0	0	0	0	0	0	0	
2019	Tampa Bay	16	16	35	19	16	2.5	17.0	0	0	0	0	3	0	0	0	0	0	0	0	
2020	Tampa Bay	5	5	10	6	4	2.0	19.0	0	0	0	0	0	0	0	0	0	0	0	0	
2021	Tampa Bay	8	8	16	10	6	1.0	5.0	0	0	0	0	2	0	1	0	0	0	0	0	
NFL Totals		42	37	89	56	33	8.5	57.0	0	0	0	0	5	0	1	0	0	0	0	0	
Playoffs																					
Year	Team	GP	GS	Tackles				Sk	Yds	INT				Fumbles			ST Tackles				
				T	S	A	No			Yds	Lg	TD	PD	FF	FR	Yds	T	S	A		
2020	Tampa Bay	2	0	1	1	0	0.0	0.0	0	0	0	0	0	0	0	0	0	0	0	0	0
Postseason		2	0	1	1	0	0.0	0.0	0	0	0	0	0	0	0	0	0	0	0	0	

VEA'S GAME-BY-GAME STATISTICS

2021

DATE	OPP	TACKLES							INTERCEPTIONS					FUMBLES			ST TACKLES		
		T	S	A	TFL	SK	YDS	QH	NO	YDS	LG	TD	PD	FF	FR	YDS	T	S	A
Sept. 9	DAL	0	0	0	0	0.0	0.0	0	0	0	0	0	0	0	0	0	0	0	0
Sept. 19	ATL	5	3	2	0	0.0	0.0	1	0	0	0	0	1	0	0	0	0	0	0
Sept. 26	@LAR	2	2	0	0	0.0	0.0	1	0	0	0	0	0	0	0	0	0	0	0
Oct. 3	@NE	0	0	0	0	0.0	0.0	0	0	0	0	0	0	0	0	0	0	0	0
Oct. 10	MIA	1	0	1	0	0.5	4.0	1	0	0	0	0	0	0	0	0	0	0	0
Oct. 14	@PHI	2	1	1	0	0.5	1.0	1	0	0	0	0	0	0	0	0	0	0	0
Oct. 24	CHI	3	2	1	1	0.0	0.0	0	0	0	0	0	1	0	1	0	0	0	0
Oct. 31	@NO	3	2	1	0	0.0	0.0	2	0	0	0	0	0	0	0	0	0	0	0
Nov. 14	@WAS	2	2	0	1	0.0	0.0	0	0	0	0	0	0	0	0	0	0	0	0
Nov. 22	NYG																		
Nov. 28	@IND																		
Dec. 5	@ATL																		
Dec.12	BUF																		
Dec. 19	NO																		
Dec. 26	@CAR																		
Jan. 2	@NYJ																		
Jan. 9	CAR																		
TOTALS		18	12	6	2	1.5	5.0	6	0	0	0	0	2	0	1	0	0	0	0

2020

DATE	OPP	TACKLES							INTERCEPTIONS					FUMBLES			ST TACKLES		
		T	S	A	TFL	SK	YDS	QH	NO	YDS	LG	TD	PD	FF	FR	YDS	T	S	A
Sept. 13	@NO	1	0	1	0	0.0	0.0	0	0	0	0	0	0	0	0	0	0	0	0
Sept. 20	CAR	1	1	0	1	0.0	0.0	0	0	0	0	0	0	0	0	0	0	0	0
Sept. 27	@DEN	3	1	2	1	1.0	10.0	2	0	0	0	0	0	0	0	0	0	0	0
Oct. 4	LAC	2	2	0	0	0.0	0.0	0	0	0	0	0	0	0	0	0	0	0	0
Oct. 8	@CHI	3	2	1	1	1.0	9.0	1	0	0	0	0	0	0	0	0	0	0	0
Oct. 18	GB								Injured Reserve										
Oct. 25	@LV								Injured Reserve										
Nov. 2	@NYG								Injured Reserve										
Nov. 8	NO								Injured Reserve										
Nov. 15	@CAR								Injured Reserve										
Nov. 23	LAR								Injured Reserve										
Nov. 29	KC								Injured Reserve										
Dec. 13	MIN								Injured Reserve										
Dec. 20	@ATL								Injured Reserve										
Dec. 27	@DET								Injured Reserve										
Jan. 3	ATL								Injured Reserve										
TOTALS		10	6	4	3	2.0	19.0	3	0	0	0	0	0	0	0	0	0	0	0
PLAYOFFS																			
Jan. 9	@WAS								Injured Reserve										
Jan. 17	@NO								Injured Reserve										
Jan. 24	@GB	0	0	0	0	0.0	0.0	0	0	0	0	0	0	0	0	0	0	0	0
Feb. 7	KC	1	1	0	0	0.0	0.0	0	0	0	0	0	0	0	0	0	0	0	0
TOTALS		1	1	0	0	0.0	0.0	0	0	0	0	0	0	0	0	0	0	0	0

2019

DATE	OPP	TACKLES							INTERCEPTIONS					FUMBLES			ST TACKLES		
		T	S	A	TFL	SK	YDS	QH	NO	YDS	LG	TD	PD	FF	FR	YDS	T	S	A
Sept. 8	SF	3	2	1	0	0.0	0.0	0	0	0	0	0	0	0	0	0	0	0	0
Sept. 12	@CAR	4	0	4	0	0.0	0.0	1	0	0	0	0	0	0	0	0	0	0	0
Sept. 22	NYG	1	0	1	0	0.0	0.0	2	0	0	0	0	0	0	0	0	0	0	0
Sept. 29	@LAR	1	0	1	0	0.0	0.0	2	0	0	0	0	0	0	0	0	0	0	0
Oct. 6	@NO	1	1	0	0	0.0	0.0	0	0	0	0	0	0	0	0	0	0	0	0
Oct. 13	CAR	4	2	2	0	0.5	6.0	1	0	0	0	0	0	0	0	0	0	0	0
Oct. 27	@TEN	3	2	1	1	0.0	0.0	0	0	0	0	0	0	0	0	0	0	0	0
Nov. 3	@SEA	3	1	2	0	0.0	0.0	1	0	0	0	0	0	0	0	0	0	0	0
Nov. 10	ARI	3	3	0	0	0.0	0.0	0	0	0	0	0	1	0	0	0	0	0	0
Nov. 17	NO	4	3	1	0	0.0	0.0	0	0	0	0	0	0	0	0	0	0	0	0
Nov. 24	@ATL	2	1	1	1	1.0	6.0	1	0	0	0	0	2	0	0	0	0	0	0
Dec. 1	@JAC	0	0	0	0	0.0	0.0	0	0	0	0	0	0	0	0	0	0	0	0
Dec. 8	IND	0	0	0	0	0.0	0.0	1	0	0	0	0	0	0	0	0	0	0	0
Dec. 15	@DET	0	0	0	0	0.0	0.0	0	0	0	0	0	0	0	0	0	0	0	0
Dec. 21	HOU	3	2	1	1	0.0	0.0	1	0	0	0	0	0	0	0	0	0	0	0
Dec. 29	ATL	3	2	1	1	1.0	5.0	1	0	0	0	0	0	0	0	0	0	0	0
TOTALS		35	19	16	4	2.5	17.0	11	0	0	0	0	3	0	0	0	0	0	0

2018

DATE	OPP	TACKLES				INTERCEPTIONS				FUMBLES			ST TACKLES						
		T	S	A	TFL	SK	YDS	QH	NO	YDS	LG	TD	PD	FF	FR	YDS	T	S	A
Sept. 9	@NO								Inactive										
Sept. 16	PHI								Inactive										
Sept. 24	PIT								Inactive										
Sept. 30	@CHI	0	0	0	0	0.0	0.0	0	0	0	0	0	0	0	0	0	0	0	0
Oct. 14	@ATL	0	0	0	0	0.0	0.0	0	0	0	0	0	0	0	0	0	0	0	0
Oct. 21	CLE	1	1	0	0	0.0	0.0	0	0	0	0	0	0	0	0	0	0	0	0
Oct. 28	@CIN	1	0	1	0	0.0	0.0	0	0	0	0	0	0	0	0	0	0	0	0
Nov. 4	@CAR	0	0	0	0	0.0	0.0	0	0	0	0	0	0	0	0	0	0	0	0
Nov. 11	WAS	1	1	0	0	1.0	0.0	1	0	0	0	0	0	0	0	0	0	0	0
Nov. 18	@NYG	0	0	0	0	0.0	0.0	0	0	0	0	0	0	0	0	0	0	0	0
Nov. 25	SF	4	4	0	3	1.0	7.0	1	0	0	0	0	0	0	0	0	0	0	0
Dec. 2	CAR	1	0	1	0	0.0	0.0	0	0	0	0	0	0	0	0	0	0	0	0
Dec. 9	NO	4	3	1	0	0.0	0.0	1	0	0	0	0	0	0	0	0	0	0	0
Dec. 16	@BAL	9	6	3	0	0.0	0.0	0	0	0	0	0	0	0	0	0	0	0	0
Dec. 23	@DAL	3	2	1	1	1.0	9.0	1	0	0	0	0	0	0	0	0	0	0	0
Dec. 30	ATL	4	4	0	0	0.0	0.0	0	0	0	0	0	0	0	0	0	0	0	0
TOTALS		28	21	7	4	3.0	16.0	4	0	0	0	0	0	0	0	0	0	0	0

#72

JOSH WELLS

TACKLE
HT: 6-6 **WT:** 308
DOB: 2/14/91
NFL: 8TH YEAR
ACQ: FA, 2019
COLLEGE: JAMES MADISON



ACQUIRED BY BUCS:

- X Signed by Tampa Bay as a free agent on September 10, 2019.

ORIGINALLY ENTERED NFL:

- X Originally entered the league as a college free agent with the St. Louis Rams on May 13, 2014.

AWARDS & ACCOLADES:

- X Super Bowl LV Champion.

CAREER HIGHLIGHTS:

- X Played with the Jacksonville Jaguars from 2014-18.
- X Has played in 76 career regular season games, with 14 starts.
- X Has played in six postseason contests.
- X Made first career start against L.A. Chargers (11/12/17).
- X Made NFL debut against Indianapolis Colts (9/21/14).

2021 HIGHLIGHTS:

- X Played in a reserve role vs. Dallas (9/9).
- X Saw time as a sixth offensive lineman against Atlanta (9/19), at L.A. Rams (9/26) against Miami (10/10).
- X Started at New England (10/3) and vs. Philadelphia (10/14).
- X Played 12 snaps on offense against Chicago (10/24), as the team recorded a season-high 182 rushing yards and did not allow a sack.

COLLEGE/PERSONAL:

- X Played at James Madison (2009-13).
- X Started all 12 games as a senior.
- X Two-time second-team All-CAA selection.
- X Attended Hanover High School (Mechanicsville, Virginia).
- X He and his wife, Morgan, have one daughter.

COMMUNITY:

- X In 2020, supported the Okoa Refuge as part of the NFL's My Cause, My Cleats initiative.
- X In November 2019, Wells participated in the 13th annual Turkey Time with the O-Line, handing out Thanksgiving meals to those in need.
- X To close out the 2019 holiday season, Wells helped surprised 30 kids with a shopping spree at Target. Their families also received \$100 gift cards to Publix and TECO paid for their energy bills.

WELLS' CAREER STATISTICS

Games/Starts: JAC: 2014: 12/0; 2016: 5/0; 2017: 15/4 (P: 3/0); 2018: 7/5;
TB: 2019: 13/2; 2020: 15/1 (P: 4/0); 2021: 9/2

Career Totals: 75/14 (P: 7/0)

Misc. Tackles: 1 - 1 in 2018

#45
DEVIN WHITE
LINEBACKER
HT: 6-0 WT: 237
DOB: 2/17/98
NFL: 3RD YEAR
ACQ: D1, 2019
COLLEGE: LSU



ACQUIRED BY BUCS:

- X Selected in the first round (fifth overall) of the 2018 NFL Draft by the Buccaneers.

AWARDS AND ACCOLADES:

- X Super Bowl LV Champion.
- X 2020 AP Second-Team All-Pro Selection
- X 2x NFC Defensive Player of the Week (Week 7, 2020)
- X PFWA All-Rookie Team Selection
- X 2x NFL Defensive Rookie of the Month (November & December 2019)

CAREER HIGHLIGHTS:

- X Has started all 37 games he has played in, totaling 310 tackles (23 for loss), 33 quarterback hits, 13.5 sacks, nine passes defensed, six fumble recoveries (returned 123 yards, two touchdowns), four forced fumbles and one interception.
- X Started in three postseason games, recording 38 tackles (three for loss), two interceptions (returned 28 yards) and two fumble recoveries (returned 39 yards).
- X Matched a then-career high (regular season or postseason) with 15 tackles in the NFC Championship Game at Green Bay (1/24/21) - establishing a new franchise record for the most tackles in a postseason game.
- X Since entering the league in 2019, has six takeaways (one interception and six fumble recoveries), tied for the ninth-most among front seven players in that span. White's six fumble recoveries are the second-most in the NFL during that span and tied for the most any front seven player.
- X Became first rookie since 1970 NFL/AFL merger to return two fumbles for touchdowns. His four fumble recoveries

tied a Buccaneers rookie record (Cecil Johnson, 1977).

- X Dating back to at least 2000, White is the only player in the NFL to record multiple games with at least 10 tackles and 3.0 sacks.
- X Dating back to at least 1987, White is one of only four players to total at least 200 tackles and 10.0 sacks in their first two seasons, joining Duane Bickett, Darius Leonard and Brian Urlacher
- X White tallied 140 tackles and 9.0 sacks in 2020. Dating back to at least 2000, White is one of only five players to post at least 100 tackles and 9.0 sacks in a single season. White joins Daryl Washington in 2012 (134 tackles, 9.0 sacks) as the only players with at least 125 tackles and 8.0 sacks in a single season in that time
- X Has scored two career touchdowns, both on fumble returns. A 14-yard return TD at Jacksonville (12/1/19) and a 91-yard return against Atlanta (12/29/19). The 91-yard score marked the longest fumble return touchdown in Buccaneers history and then the seventh-longest touchdown of any kind.
- X His two fumble return touchdowns in 2019 tied for the most ever in a single season since the 1970 merger.
- X Recorded a career-high four fumble recoveries in 2019, tied for the second-most in the NFL that season and tied for the second-most in a single season in Buccaneers history.
- X Tampa Bay's 2020 defense led the league in rushing yards allowed per game (80.6) and yards allowed per rush (3.60), while ranking sixth in yards allowed per play (5.12), sixth in yards allowed per game (327.1), ranking tied for second in tackles for loss (91), tied for fourth in sacks (48.0) and tied for fifth in takeaways (25).



- X A key contributor on the Buccaneers defense in 2019, which led the league in rushing yards allowed and opposing rushing average.
- X Tallied a career-high 18 tackles at Washington (11/14/21). White's 18 tackles are the most by any Buccaneers player since 2016 (Kwon Alexander, 21 tackles at Dallas, 12/16/16).
- X Tallied a career-best 3.0 sacks at Las Vegas (10/25/20). Later matched that total at Atlanta (12/20/20).
- X Recorded a career-high 15 tackles against Carolina (9/20/20). Matched that total in the NFC Championship Game at Green Bay (1/24/21).
- X Recorded first career fumble recovery and first career interception at Jacksonville (12/1/19).
- X Posted career-high two forced fumbles at Seattle (11/3).
- X Started in NFL debut vs. San Francisco (9/8/19).

2021 HIGHLIGHTS:

- X Part of a Buccaneers defense that is allowing the eighth-fewest yards per game (334.0) and seventh-fewest yards per play (5.28) while ranking second in the NFL in rush defense (79.8 yards per game).
- X In season opener against Dallas (9/9), recorded 10 tackles and was part of a defense that limited the Cowboys to 60 rushing yards.
- X Tallied six tackles and three quarterback hits against Atlanta (9/19). Was part of a defense that held the Falcons to 55 rushing yards on 20 attempts (2.8 avg.).
- X At L.A. Rams (9/26), registered seven tackles and one quarterback hit.
- X Notched five tackles and two quarterback hits at New England (10/3), including a hit on a pass from Patriots

QB Mac Jones that was intercepted by Buccaneers S Antoine Winfield Jr.

- X Was part of a defense that held the Patriots to -1 yards rushing - the fewest allowed in a game in Buccaneers history and the fewest allowed by any NFL team since 2007.
- X Registered eight tackles against Miami (10/10).
- X At Philadelphia (10/14), tallied five tackles, one quarterback hit and one pass defended. Part of a defense that limited the Eagles to 213 total yards, including just 113 passing yards.
- X Led the team with 10 tackles against Chicago (10/24), with one tackle for loss, one quarterback hit and one fumble recovery. Helped limit the Bears to 168 net passing yards.
- X In Weeks 6-7, Tampa Bay held opponents under 175 net passing yards, the first time doing so since 2018.
- X Recorded 10 tackles and a quarterback hit at New Orleans (10/31).
- X Tallied 18 tackles and 2.0 sacks at Washington (11/14).
- X White's 18 tackles are the most by any Buccaneers player since 2016 (Kwon Alexander, 21 tackles at Dallas, 12/16/16).
- X Per Stats Inc., White's 18 tackles are the second-most by any player with multiple sacks in a game dating back to at least 1994 (trailing only Patrick Willis, 20 tackles, 2.0 sacks against Tampa Bay, 12/23/07).
- X White now has three career games with at least 10 tackles and multiple sacks. Per Pro Football Reference, White is tied for the third-most such games since at least 1987.

COLLEGE:



- X Played in 38 career games at LSU (2016-18), with 25 starts, totaling 286 tackles (29 for loss), 8.5 sacks, four forced fumbles, four fumble recoveries and an interception.
- X Earned six career SEC Defensive player of the Week Award (two in 2018, four in 2017), and received the Charles McClendon Award in both 2017 and 2018 as LSU's Most Valuable Player.
- X Won the Butkus Award as a junior (2018), given annually to the nation's top linebacker, after starting 12-of-13 games, recording an SEC-best 123 tackles (12 for loss), six passes defended, 3.0 sacks, three forced fumbles and two fumble recoveries. Also earned first-team All-American honors from Walter Camp, Associated Press, Sporting News and the American Football Coaches Association, as well as first-team All-SEC distinction.
- X Named second-team All-American and first-team All-SEC as a sophomore (2017), leading the conference in tackles per game (10.2) and ranking second in total tackles (133). Started all 13 games for the Tigers, with 14 tackles for loss, 4.5 sacks and an interception on the season.
- X As a true freshman (2016), earned Freshman All-SEC honors after posting 30 tackles (three for loss), a sack, a forced fumble and a fumble recovery.
- X Majored in sport administration.


PERSONAL:

- X Attended North Webster High School (Springhill, Louisiana).
- X Played linebacker and running back in high school.
- X A consensus four-start recruit, per Rivals, ESPN, 247Sports and Scout.

- X Invited to The Opening, an all-star summer prospect camp held on the Nike Campus.
- X Parents are Coesha Standokes-White and Carlos Thomas.

COMMUNITY:

- X In 2020, supported the Humane Society of the United States as part of the NFL's My Cause, My Cleats initiative.
- X In June 2019, rookies participated in Tampa's Police Department Citizen's Academy and visited MacDill's Air Force Base.



- X White was also participated in the Mock Trial as part of the Buccaneers social justice initiative.
- X During the holiday season, White invited 50 kids from the Boys and Girls Club bowling as a reward for their academic and athletic success.

WHITE'S CAREER STATISTICS

Year	Team	GP	GS	Tackles			Sk	Yds	INT				Fumbles			ST Tackles			
				T	S	A			No	Yds	Lg	TD	PD	FF	FR	Yds	T	S	A
2019	Tampa Bay	13	13	91	58	33	2.5	24.0	1	5	5	0	3	3	4	121	0	0	0
2020	Tampa Bay	15	15	140	97	43	9.0	70.0	0	0	0	0	4	1	1	2	0	0	0
2021	Tampa Bay	9	9	79	56	23	2.0	15.0	0	0	0	0	2	0	1	0	0	0	0
NFL Totals		37	37	320	211	99	13.5	109.0	1	5	5	0	9	4	6	123	0	0	0

Year	Team	GP	GS	Tackles			Sk	Yds	INT				Fumbles			ST Tackles			
				T	S	A			No	Yds	Lg	TD	PD	FF	FR	Yds	T	S	A
2020	Tampa Bay	3	3	38	27	11	0.0	0.0	2	28	28	0	2	0	2	39	0	0	0
Postseason		3	3	38	27	11	0.0	0.0	2	28	28	0	2	0	2	39	0	0	0

SINGLE-GAME HIGHS

- Tackles:** 18, at Washington, 11/15/21
- Sacks:** 3.0, twice, last at Atlanta, 12/20/20
- Interceptions:** 1, at Jacksonville, 12/1/19
(also two postseason, vs. Kansas City, Super Bowl LV, 2/7/21; at New Orleans, Divisional Round, 1/17/21)
- Passes Defended:** 2, twice, last at Atlanta, 12/20/20
- Forced Fumbles:** 2, at Seattle, 11/3/19
- Fumble Recoveries:** 1, five times, last vs. L.A. Chargers, 10/4/20
(also two postseason, last at Green Bay, NFC Championship, 1/24/21)
- FR-TD (Career):** 2: 14 yards at Jacksonville (12/1/19); 91 yards vs. Atlanta 12/29/19

WHITE'S GAME-BY-GAME STATISTICS

2021

DATE	OPP	TACKLES							INTERCEPTIONS					FUMBLES			ST TACKLES		
		T	S	A	TFL	SK	YDS	QH	NO	YDS	LG	TD	PD	FF	FR	YDS	T	S	A
Sept. 9	DAL	10	8	2	0	0.0	0.0	0	0	0	0	0	0	0	0	0	0	0	0
Sept. 19	ATL	6	3	3	0	0.0	0.0	3	0	0	0	0	0	0	0	0	0	0	0
Sept. 26	@LAR	7	4	3	0	0.0	0.0	1	0	0	0	0	0	0	0	0	0	0	0
Oct. 3	@NE	5	5	0	0	0.0	0.0	2	0	0	0	0	1	0	0	0	0	0	0
Oct. 10	MIA	8	5	3	0	0.0	0.0	0	0	0	0	0	0	0	0	0	0	0	0
Oct. 14	@PHI	5	4	1	0	0.0	0.0	1	0	0	0	0	1	0	0	0	0	0	0
Oct. 24	CHI	10	8	2	1	0.0	0.0	1	0	0	0	0	0	1	0	0	0	0	0
Oct. 31	@NO	10	6	4	0	0.0	0.0	1	0	0	0	0	0	0	0	0	0	0	0
Nov. 14	@WAS	18	13	5	3	2.0	15.0	3	0	0	0	0	0	0	0	0	0	0	0
Nov. 22	NYG																		
Nov. 28	@IND																		
Dec. 5	@ATL																		
Dec. 12	BUF																		
Dec. 19	NO																		
Dec. 26	@CAR																		
Jan. 2	@NYJ																		
Jan. 9	CAR																		
TOTALS		79	56	23	4	2.0	15.0	12	0	0	0	0	2	0	1	0	0	0	0

2020

DATE	OPP	TACKLES							INTERCEPTIONS					FUMBLES			ST TACKLES				
		T	S	A	TFL	SK	YDS	QH	NO	YDS	LG	TD	PD	FF	FR	YDS	T	S	A		
Sept. 13	@NO	11	6	5	1	0.0	0.0	0	0	0	0	0	1	0	0	0	0	0	0		
Sept. 20	CAR	15	11	4	1	0.0	0.0	1	0	0	0	0	1	0	0	0	0	0	0		
Sept. 27	@DEN	7	3	4	0	0.0	0.0	0	0	0	0	0	0	0	0	0	0	0	0		
Oct. 4	LAC	4	1	3	0	0.0	0.0	0	0	0	0	0	0	1	2	0	0	0	0		
Oct. 8	@CHI	3	1	2	0	0.0	0.0	0	0	0	0	0	0	0	0	0	0	0	0		
Oct. 18	GB	10	9	1	3	1.0	11.0	2	0	0	0	0	0	0	0	0	0	0	0		
Oct. 25	@LV	11	9	2	1	3.0	13.0	3	0	0	0	0	0	0	0	0	0	0	0		
Nov. 2	@NYG	7	5	2	1	1.0	11.0	2	0	0	0	0	0	0	0	0	0	0	0		
Nov. 8	NO	14	7	7	0	0.0	0.0	0	0	0	0	0	0	0	0	0	0	0	0		
Nov. 15	@CAR	6	4	2	1	0.0	0.0	1	0	0	0	0	0	0	0	0	0	0	0		
Nov. 23	LAR	9	5	4	1	0.0	0.0	1	0	0	0	0	0	0	0	0	0	0	0		
Nov. 29	KC	12	9	3	0	0.0	0.0	0	0	0	0	0	0	0	0	0	0	0	0		
Dec. 13	MIN	9	7	2	0	0.0	0.0	0	0	0	0	0	0	0	0	0	0	0	0		
Dec. 20	@ATL	12	10	2	4	3.0	24.0	3	0	0	0	0	2	0	0	0	0	0	0		
Dec. 27	@DET	10	10	0	2	1.0	11.0	3	0	0	0	0	0	0	0	0	0	0	0		
Jan. 3	ATL								Reserve/COVID												
TOTALS		140	97	43	15	9.0	70.0	10	0	0	0	0	4	0	1	2	0	0	0		
PLAYOFFS																					
Jan. 9	@WAS								Reserve/COVID												
Jan. 17	@NO	11	10	1	1	0.0	0.0	0	1	28	28	0	1	0	1	18	0	0	0		
Jan. 24	@GB	15	9	6	0	0.0	0.0	0	0	0	0	0	0	1	21	0	0	0	0		
Feb. 7	KC	12	8	4	2	0.0	0.0	0	1	0	0	0	1	0	0	0	0	0	0		
TOTALS		38	27	11	3	0.0	0.0	0	2	28	28	0	2	0	2	39	0	0	0		

2019

DATE	OPP	TACKLES							INTERCEPTIONS					FUMBLES			ST TACKLES				
		T	S	A	TFL	SK	YDS	QH	NO	YDS	LG	TD	PD	FF	FR	YDS	T	S	A		
Sept. 8	SF	6	4	2	0	0.0	0.0	0	0	0	0	0	0	0	0	0	0	0	0		
Sept. 12	@CAR	2	0	2	0	0.0	0.0	0	0	0	0	0	0	0	0	0	0	0	0		
Sept. 22	NYG								Inactive												
Sept. 29	@LAR								Inactive												
Oct. 6	@NO								Did Not Play												
Oct. 13	CAR	9	8	1	1	0.0	0.0	0	0	0	0	0	0	0	0	0	0	0	0		
Oct. 27	@TEN	6	4	2	0	0.0	0.0	0	0	0	0	0	1	0	0	0	0	0	0		
Nov. 3	@SEA	12	5	7	0	0.5	5.0	2	0	0	0	0	0	2	0	0	0	0	0		
Nov. 10	ARI	6	3	3	0	0.0	0.0	0	0	0	0	0	0	0	0	0	0	0	0		
Nov. 17	NO	13	10	3	0	0.0	0.0	0	0	0	0	0	0	0	0	0	0	0	0		
Nov. 24	@ATL	8	5	3	2	2.0	19.0	2	0	0	0	0	0	0	0	0	0	0	0		
Dec. 1	@JAC	7	5	2	1	0.0	0.0	1	1	0	0	0	2	0	1	14	0	0	0		
Dec. 8	IND	6	3	3	0	0.0	0.0	0	0	0	0	0	0	1	0	0	0	0	0		
Dec. 15	@DET	3	3	0	0	0.0	0.0	0	0	0	0	0	0	0	1	9	0	0	0		
Dec. 21	HOU	8	4	4	0	0.0	0.0	0	0	0	0	0	0	0	1	7	0	0	0		
Dec. 29	ATL	5	4	1	0	0.0	0.0	0	0	0	0	0	0	1	9	1t	0	0	0		
TOTALS		91	58	33	4	2.5	24.0	5	1	0	0	0	3	3	4	121	0	0	0		

#33

JORDAN WHITEHEAD

SAFETY

HT: 5-10 WT: 198

DOB: 3/18/97

NFL: 4TH YEAR

ACQ: D4, 2018

COLLEGE: PITTSBURGH



ACQUIRED BY BUCS:

- X Selected in the fourth round (117th overall) of the 2018 NFL Draft by the Buccaneers.

AWARDS & ACCOLADES:

- X Super Bowl LV Champion.

CAREER HIGHLIGHTS:

- X Has played in 53 regular season games, with 49 starts, totaling 256 tackles, (21 for loss), four interceptions, 2.0 sacks, two forced fumbles, two fumble recoveries and 20 passes defended.
- X Started four postseason games, with nine tackles, two forced fumbles and one pass defended.
- X Since entering the league in 2018, his 21 tackles for loss are tied for the fifth-most among NFL defensive backs.
- X One of only six defensive backs in the NFL to have at least 20 passes defended and 20 tackles for loss since 2018 (also Jamal Adams, Mike Hilton, Malcolm Jenkins, Jabrill Peppers and Jordan Poyer).
- X Registered two forced fumbles in the NFC Championship Game at Green Bay (1/24/21), a career-high (regular season or postseason) and the most by a Buccaneers player in a postseason contest dating back to at least 2000.

- X Tampa Bay's 2020 defense led the league in rushing yards allowed per game (80.6) and yards allowed per rush (3.60), while ranking sixth in yards allowed per play (5.12), sixth in yards allowed per game (327.1), ranking tied for second in tackles for loss (91), tied for fourth in sacks (48.0) and tied for fifth in takeaways (25).
- X In 2019 tallied nine passes defended, tied for the eighth-most among NFL safeties.
- X As a rookie in 2018, started 11 games and ranked second on team with 76 tackles, including four for loss, while adding four passes defended.
- X Made NFL debut in reserve role at New Orleans (9/9/18).
- X Recorded career-high 10 tackles and two passes defended in win vs. San Francisco (11/25/19).
- X Registered first career interception (Jared Goff) among his three passes defended in win at Los Angeles Rams (9/29/19).
- X Notched first career sack at Denver (9/27/20).
- X Recorded first career forced fumble against New Orleans (11/8/20).

2021 HIGHLIGHTS:

- X Part of a Buccaneers defense that is allowing the eighth-fewest yards per game (334.0) and seventh-fewest yards per play (5.28) while ranking second in the NFL in rush defense (79.8 yards per game).
- X Inactive vs. Dallas (9/9).
- X Made season debut against Atlanta (9/19), recording five tackles. Was part of a defense that held the Falcons to 55 rushing yards on 20 attempts (2.8 avg.).
- X Started at L.A. Rams (9/26), recording three tackles and a forced fumble.



- X Recorded two tackles (one for loss) at New England (10/3) and was part of a defense that held the Patriots to -1 yards rushing - the fewest allowed in a game in Buccaneers history and the fewest allowed by any NFL team since 2007.
- X Notched four tackles and a quarterback hit against Miami (10/10).
- X At Philadelphia (10/14), tallied four tackles and one pass defended. Part of a defense that limited the Eagles to 213 total yards, including just 113 passing yards.
- X Notched two tackles (one for loss) and an interception against Chicago (10/24). Helped limit the Bears to 168 net passing yards.
- X In Weeks 6-7, Tampa Bay held opponents under 175 net passing yards, the first time doing so since 2018.
- X Tallied nine tackles (one for loss) and a pass defended at New Orleans (10/31).
- X At Washington (11/14), recorded nine tackles (one for loss).

COLLEGE:

- X Started 30-of-31 career games at Pittsburgh (2015-17), totaling 234 tackles (7.5 for loss), 12 passes defended, three interceptions, three fumble recoveries, two forced fumbles and a half sack. Also saw time on offense, rushing 43 times for 362 yards (8.4 avg.) and three touchdowns.
- X Declared for the NFL Draft following his junior season (2017), when he started all nine games he played in, recording 60 tackles, four passes defended, one interception and one fumble recovery. Also rushed for 142 yards and a touchdown.
- X Earned honorable mention All-ACC honors from the league's coaches and was named ACC Co-Defensive Back of the Week after recording a team-leading 10 tackles and a game-clinching interception in a win against Duke.



- X Earned second-team All-ACC honors from the league's coaches and media as a sophomore (2016), after starting nine games and tallying 65 tackles (1.5 for loss), two passes defended, one interception (returned 59 yards for a touchdown), one forced fumble and one fumble recovery.
- X A consensus Freshman All-American in 2015 after started 12-of-13 games, registering 109 tackles (six for loss), six passes defended, one interception, one forced fumble, one fumble recovery (returned 22 yards for a touchdown) and a half-sack. Also rushed 12 times for 122 yards and two touchdowns.
- X Named the ACC Rookie of the Year and Defensive Rookie of the Year by the Atlantic Coast Sports Media Association (ACSMA), becoming the first player to earn both awards since North Carolina cornerback Dre Bly in 1996. He was also named ACC Defensive Rookie of the Year by the league's coaches and shared overall ACC Rookie of the Year with Pittsburgh running back Qadree Ollison.
- X A third-team All-ACC selection by the league's media and coaches and a three-time ACC rookie of the Week, his 109 tackles established a new school record for a freshman.
- X Majored in communication.

PERSONAL/COMMUNITY:

- X Attended Central Valley High School (Aliquippa, Pennsylvania).
- X Pennsylvania's No. 1 overall prospect according to Rivals, earning Player of the Year honors from the Pittsburgh Post-Gazette, Pittsburgh Tribune-Review and Beaver Country Times, while being selected All-State Class AAA by the Pennsylvania Sports Writers, first-team All-Class AAA and Class AAA Defensive Player of the Year by Pennsylvania Football News. Named to the Pennsylvania

Football News 2014 #TeamPA, which recognizes the best players in the state regardless of school classification.

X Received the Pittsburgh Athletics Association Mercury Award, honoring the top high school football player in Western Pennsylvania.

X Selected to play in the Semper Fidelis All-American Bowl.

X Has one brother and one sister

X Son of Gregory and Antonia Whitehead.

X In 2020, supported the American Cancer Society as part of the NFL's My Cause, My Cleats initiative.

WHITEHEAD'S CAREER STATISTICS

Year	Team	Tackles						INT				Fumbles			ST Tackles				
		GP	GS	T	S	A	Sk	Yds	No	Yds	Lg	TD	PD	FF	FR	Yds	T	S	A
2018	Tampa Bay	15	11	76	61	15	0.0	0.0	0	0	0	0	4	0	0	0	0	0	0
2019	Tampa Bay	14	14	68	49	19	0.0	0.0	1	11	11	0	9	0	1	0	1	1	0
2020	Tampa Bay	16	16	74	53	21	2.0	19.0	2	2	2	0	4	1	1	0	0	0	
2021	Tampa Bay	8	8	38	32	6	0.0	0.0	1	17	17	0	3	1	0	0	0	0	
NFL Totals		53	49	256	195	61	2.0	19.0	4	30	17	0	20	2	2	0	1	1	0
Playoffs																			

Year	Team	Tackles						INT				Fumbles			Tackles				
		GP	GS	T	S	A	Sk	Yds	No	Yds	Lg	TD	PD	FF	FR	Yds	T	S	A
2020	Tampa Bay	4	4	9	8	1	0.0	0.0	0	0	0	0	1	2	0	0	0	0	0
Postseason		4	4	9	8	1	0.0	0.0	0	0	0	0	1	2	0	0	0	0	0

SINGLE-GAME HIGHS

Tackles: 10, vs. San Francisco, 11/25/18
Sacks: 1.0, twice, last vs. L.A. Chargers, 10/4/20
Interceptions: 1, four times, last vs. Chicago, 10/24/21
Passes Defensed: 3, at L.A. Rams, 9/29/19
Forced Fumbles: 2, at Green Bay, NFC Championship Game, 1/24/21
Fumble Recoveries: 1, twice, last at Detroit, 12/20/20

WHITEHEAD'S GAME-BY-GAME STATISTICS

2021

DATE	OPP	TACKLES							INTERCEPTIONS					FUMBLES			ST TACKLES		
		T	S	A	TFL	SK	YDS	QH	NO	YDS	LG	TD	PD	FF	FR	YDS	T	S	A
Sept. 9	DAL	Inactive																	
Sept. 19	ATL	5	4	1	0	0.0	0.0	0	0	0	0	0	0	0	0	0	0	0	0
Sept. 26	@LAR	3	3	0	0	0.0	0.0	0	0	0	0	0	1	0	0	0	0	0	0
Oct. 3	@NE	2	2	0	1	0.0	0.0	0	0	0	0	0	0	0	0	0	0	0	0
Oct. 10	MIA	4	4	0	0	0.0	0.0	1	0	0	0	0	0	0	0	0	0	0	0
Oct. 14	@PHI	4	3	1	0	0.0	0.0	0	0	0	0	1	0	0	0	0	0	0	0
Oct. 24	CHI	2	2	0	1	0.0	0.0	0	1	17	17	0	1	0	0	0	0	0	0
Oct. 31	@NO	9	9	0	1	0.0	0.0	0	0	0	0	1	0	0	0	0	0	0	0
Nov. 14	@WAS	9	5	4	1	0.0	0.0	0	0	0	0	0	0	0	0	0	0	0	0
Nov. 22	NYG																		
Nov. 28	@IND																		
Dec. 5	@ATL																		
Dec. 12	BUF																		
Dec. 19	NO																		
Dec. 26	@CAR																		
Jan. 2	@NYJ																		
Jan. 9	CAR																		
TOTALS		38	32	6	4	0.0	0.0	1	1	17	17	0	3	1	0	0	0	0	0

2020

DATE	OPP	TACKLES							INTERCEPTIONS				FUMBLES			ST TACKLES			
		T	S	A	TFL	SK	YDS	QH	NO	YDS	LG	TD	PD	FF	FR	YDS	T	S	A
Sept. 13	@NO	6	4	2	1	0.0	0.0	0	0	0	0	0	0	0	0	0	0	0	0
Sept. 20	CAR	5	4	1	1	0.0	0.0	0	1	0	0	0	1	0	0	0	0	0	0
Sept. 27	@DEN	5	4	1	1	1.0	10.0	2	0	0	0	0	0	0	0	0	0	0	0
Oct. 4	LAC	4	4	0	1	1.0	9.0	1	0	0	0	0	0	0	0	0	0	0	0
Oct. 8	@CHI	6	2	4	1	0.0	0.0	0	0	0	0	0	0	0	0	0	0	0	0
Oct. 18	GB	1	0	1	0	0.0	0.0	0	0	0	0	0	0	0	0	0	0	0	0
Oct. 25	@LV	3	3	0	0	0.0	0.0	0	0	0	0	0	0	0	0	0	0	0	0
Nov. 2	@NYG	7	4	3	1	0.0	0.0	0	0	0	0	0	0	0	0	0	0	0	0
Nov. 8	NO	8	5	3	2	0.0	0.0	0	0	0	0	0	0	1	0	0	0	0	0
Nov. 15	@CAR	4	2	2	0	0.0	0.0	0	0	0	0	0	0	0	0	0	0	0	0
Nov. 23	LAR	7	4	3	1	0.0	0.0	0	1	2	2	0	1	0	0	0	0	0	0
Nov. 29	KC	1	1	0	0	0.0	0.0	0	0	0	0	0	0	0	0	0	0	0	0
Dec. 13	MIN	5	5	0	0	0.0	0.0	0	0	0	0	0	0	0	0	0	0	0	0
Dec. 20	@ATL	3	2	1	0	0.0	0.0	0	0	0	0	0	1	0	0	0	0	0	0
Dec. 27	@DET	4	4	0	0	0.0	0.0	0	0	0	0	0	1	0	1	0	0	0	0
Jan. 3	ATL	5	5	0	0	0.0	0.0	0	0	0	0	0	0	0	0	0	0	0	0
TOTALS		74	53	21	9	2.0	19.0	3	2	2	2	0	4	1	1	0	0	0	0

PLAYOFFS

Jan. 9	@WAS	0	0	0	0	0.0	0.0	0	0	0	0	0	1	0	0	0	0	0	0
Jan. 17	@NO	2	2	0	0	0.0	0.0	0	0	0	0	0	0	0	0	0	0	0	0
Jan. 24	@GB	5	4	1	0	0.0	0.0	0	0	0	0	0	0	2	0	0	0	0	0
Feb. 7	KC	2	2	0	0	0.0	0.0	0	0	0	0	0	0	0	0	0	0	0	0
TOTALS		9	8	1	0	0.0	0.0	0	0	0	0	0	1	2	0	0	0	0	0

2019

DATE	OPP	TACKLES							INTERCEPTIONS				FUMBLES			ST TACKLES			
		T	S	A	TFL	SK	YDS	QH	NO	YDS	LG	TD	PD	FF	FR	YDS	T	S	A
Sept. 8	SF	8	7	1	0	0.0	0.0	0	0	0	0	0	0	0	0	0	0	0	0
Sept. 12	@CAR	6	3	3	0	0.0	0.0	0	0	0	0	0	1	0	0	0	0	0	0
Sept. 22	NYG	3	2	1	0	0.0	0.0	0	0	0	0	0	0	0	0	0	0	0	0
Sept. 29	@LAR	2	2	0	0	0.0	0.0	0	1	11	11	0	3	0	0	0	0	0	0
Oct. 6	@NO	8	7	1	0	0.0	0.0	0	0	0	0	0	2	0	0	0	0	0	0
Oct. 13	CAR	4	3	1	0	0.0	0.0	0	0	0	0	0	1	0	0	0	0	0	0
Oct. 27	@TEN	2	1	1	0	0.0	0.0	0	0	0	0	0	0	0	0	0	0	0	0
Nov. 3	@SEA	7	7	0	1	0.0	0.0	0	0	0	0	0	1	0	1	0	0	0	0
Nov. 10	ARI	6	4	2	1	0.0	0.0	0	0	0	0	0	0	0	0	0	0	0	0
Nov. 17	NO	3	2	1	0	0.0	0.0	0	0	0	0	0	0	0	0	0	0	0	0
Nov. 24	@ATL	6	2	4	0	0.0	0.0	0	0	0	0	0	0	0	0	0	0	0	0
Dec. 1	@JAC	4	3	1	0	0.0	0.0	0	0	0	0	0	0	0	0	0	1	1	0
Dec. 8	IND	9	6	3	1	0.0	0.0	0	0	0	0	0	0	0	0	0	0	0	0
Dec. 15	@DET	1	1	0	1	0.0	0.0	1	0	0	0	0	1	0	0	0	0	0	0
Dec. 21	HOU								Injured Reserve										
Dec. 29	ATL								Injured Reserve										
TOTALS		69	50	19	4	0.0	0.0	1	1	11	11	0	9	0	1	0	1	1	0

2018

DATE	OPP	TACKLES							INTERCEPTIONS				FUMBLES			ST TACKLES			
		T	S	A	TFL	SK	YDS	QH	NO	YDS	LG	TD	PD	FF	FR	YDS	T	S	A
Sept. 9	@NO	0	0	0	0	0.0	0.0	0	0	0	0	0	0	0	0	0	0	0	0
Sept. 16	PHI	6	4	2	0	0.0	0.0	0	0	0	0	0	0	0	0	0	0	0	0
Sept. 24	PIT	4	4	0	1	0.0	0.0	0	0	0	0	0	0	0	0	0	0	0	0
Sept. 30	@CHI								Inactive										
Oct. 14	@ATL	6	4	2	0	0.0	0.0	0	0	0	0	0	0	0	0	0	0	0	0
Oct. 21	CLE	3	3	0	0	0.0	0.0	0	0	0	0	0	0	0	0	0	0	0	0
Oct. 28	@CIN	4	4	0	1	0.0	0.0	0	0	0	0	0	0	0	0	0	0	0	0
Nov. 4	@CAR	8	4	4	0	0.0	0.0	0	0	0	0	0	0	0	0	0	0	0	0
Nov. 11	WAS	4	3	1	0	0.0	0.0	0	0	0	0	0	0	0	0	0	0	0	0
Nov. 18	@NYG	8	7	1	1	0.0	0.0	0	0	0	0	0	0	0	0	0	0	0	0
Nov. 25	SF	10	10	0	0	0.0	0.0	0	0	0	0	0	2	0	0	0	0	0	0
Dec. 2	CAR	7	5	2	0	0.0	0.0	0	0	0	0	0	0	0	0	0	0	0	0
Dec. 9	NO	3	2	1	0	0.0	0.0	0	0	0	0	0	0	0	0	0	0	0	0
Dec. 16	@BAL	3	1	2	0	0.0	0.0	0	0	0	0	0	1	0	0	0	0	0	0
Dec. 23	@DAL	7	7	0	1	0.0	0.0	0	0	0	0	0	0	0	0	0	0	0	0
Dec. 30	ATL	3	3	0	0	0.0	0.0	0	0	0	0	0	1	0	0	0	0	0	0
TOTALS		76	61	15	4	0.0	0.0	0	0	0	0	0	4	0	0	0	0	0	0

#31

ANTOINE WINFIELD JR.

SAFETY

HT: 5-9 WT: 203

DOB: 8/16/98

NFL: 2ND YEAR

ACQ: D2, 2020

COLLEGE: MINNESOTA



ACQUIRED BY BUCS:

- X Selected in the second round (45th overall) of the 2020 NFL Draft by the Buccaneers.

AWARDS & ACCOLADES:

- X Super Bowl LV Champion.
- X NFC Defensive Rookie Of The Month (September 2020)
- X PFWA All-Rookie Team Selection

CAREER HIGHLIGHTS:

- X Has started all 23 regular season games he has played in, totaling 134 tackles (three for loss), nine passes defended, 4.0 sacks, four forced fumbles, two interceptions (returned 16 yards) and two fumble recoveries.
- X Started all three postseason contests he played in, recording 18 tackles (two for loss), two passes defended and one interception.
- X Since entering the league in 2020, Winfield has three strip-sacks, the most by a defensive back during that span and tied for the 10th-most by any player.
- X Winfield has 4.0 sacks over the past two seasons, the second-most by any defensive back during that span.
- X Tampa Bay's 2020 defense led the league in rushing yards allowed per game (80.6) and yards allowed per rush (3.60), while ranking sixth in yards allowed per play

(5.12), sixth in yards allowed per game (327.1), ranking tied for second in tackles for loss (91), tied for fourth in sacks (48.0) and tied for fifth in takeaways (25).

- X Among NFL rookies in 2020, ranked fifth in tackles (91), tied for third in sacks (3.0), tied for fifth in passes defended (six), tied for fifth in forced fumbles (two), tied for sixth in fumble recoveries and tied for eighth in interceptions (one).
- X Winfield - who recorded an interception in Super Bowl LV - became just the seventh rookie or first-year player in NFL history to record an interception in the Super Bowl and the first since Malcolm Butler in Super Bowl XLIX.
- X Notched first career interception at Las Vegas (10/25/20).
- X Tallied a career-high 11 tackles against Carolina (9/20/20). Later matched vs. Minnesota (12/13/20).
- X Recorded first career sack and forced fumble against Carolina (9/20/20).
- X Started in NFL debut at New Orleans (9/13/20).

2021 HIGHLIGHTS:

- X Part of a Buccaneers defense that is allowing the eighth-fewest yards per game (334.0) and seventh-fewest yards per play (5.28) while ranking second in the NFL in rush defense (79.8 yards per game).
- X Recorded eight tackles in season opener against Dallas (9/9).
- X Against Atlanta (9/19), notched four tackles and a pass defended. Was part of a defense that held the Falcons to 55 rushing yards on 20 attempts (2.8 avg.).
- X Registered six tackles at L.A. Rams (9/26).
- X At New England (10/3), tallied seven tackles, an interception and a forced fumble that was recovered by the Buccaneers.



- X Was part of a defense that held the Patriots to -1 yards rushing - the fewest allowed in a game in Buccaneers history and the fewest allowed by any NFL team since 2007.
- X Inactive in Weeks 5-6.
- X Returned to action against Chicago (10/24), recording three tackles and a strip-sack.
- X Tallied four tackles, a quarterback hit and a pass defensed at New Orleans (10/31).
- X At Washington (11/14), registered 11 tackles (two for loss) and a fumble recovery, helping set up a Buccaneers touchdown drive.

COLLEGE:

- X Started 33 career games at Minnesota (2016-19), totaling 177 tackles (seven for loss), with nine interceptions (returned 180 yards, two touchdowns), 4.0 sacks, three fumble recoveries and two forced fumbles. Also returned a punt for a touchdown and blocked a field goal.
- X Earned unanimous All-American honors as a redshirt sophomore (2019), leading the Gophers with 88 tackles (3.5 for loss) and 3.0 sacks, while tying the modern era school record with seven interceptions, the fourth-most in the NCAA. Returned one interception for a touchdown.
- X Also selected All-Big Ten first team and named Big Ten Defensive Back of the Year while being named a finalist for the Brono Nagurski Award, given annually to the best defensive player in the nation.
- X Named Big Ten Defensive Player of the Week following game against Fresno State, in which he notched four tackles, one sack and recorded an interception in the end zone to seal the win in double overtime.



- X Named National and Big Ten Defensive Player of the Week after registering 11 tackles and two interceptions against Penn State.
- X In 2018, played in four games before missing the remainder of the season. During those four games, recorded a punt returned 76 yards for a touchdown against New Mexico State, a game-sealing end zone interception against Fresno State and a fumble recovery against Miami (OH).
- X Limited to four games in 2017, but recorded a sack, two pass breakup and a blocked field goal against Buffalo.
- X As a freshman in 2016, played in 12 games, with nine starts, tallying 52 tackles, one fumble recovery and an interception, returned 82 yards for a touchdown.
- X A three-time Academic All-Big Ten selection (2017-19) and a CoSida Academic All-District selection in 2019. Also named Big Ten Distinguished Scholar in both 2018 and 2019.
- X Majored in business & marketing education.

PERSONAL/COMMUNITY:

- X Attended The Woodlands High School (The Woodlands, Texas).
- X Named Montgomery County Player of the Year as a senior.
- X Son of Antoine and Erniece Winfield.
- X Father, Antoine, played defensive back at Ohio State, earning Jim Thorpe award as the nation's top defensive back in 1998. He was then a first-round draft selection by the Buffalo Bills and went on to play 14 seasons in the NFL with the Bills and the Minnesota Vikings, earning three All-Pro selections.

X Has two brothers, Austin and Ethan. Austin is a defensive back for the Gophers.

X In 2020, supported Johns Hopkins All Children's Hospital as part of the NFL's My Cause, My Cleats initiative.

WINFIELD JR.'S CAREER STATISTICS

Year	Team	Tackles						INT					Fumbles			ST Tackles			
		GP	GS	T	S	A	Sk	Yds	No	Yds	Lg	TD	PD	FF	FR	Yds	T	S	A
2020	Tampa Bay	16	16	91	61	30	3.0	20.0	1	16	16	0	6	2	1	0	3	3	0
2021	Tampa Bay	7	7	43	29	14	1.0	6.0	1	0	0	0	3	2	1	0	0	0	0

NFL Totals **23** **23** **134** **90** **44** **4.0** **26.0** **2** **16** **16** **0** **9** **4** **2** **0** **3** **3** **0**

Playoffs

Year	Team	Tackles						INT					Fumbles			ST Tackles			
		GP	GS	T	S	A	Sk	Yds	No	Yds	Lg	TD	PD	FF	FR	Yds	T	S	A
2020	Tampa Bay	3	3	18	15	3	0.0	0.0	1	0	0	0	2	1	0	0	0	0	0
Postseason		3	3	18	15	3	0.0	0.0	1	0	0	0	2	1	0	0	0	0	0

SINGLE-GAME HIGHS

Tackles: 11, three times, last at Washington, 11/14/21
Sacks: 1.0, four times, last vs. Chicago, 10/24/21
Interceptions: 1, twice, last at New England, 10/3/21
 (also one postseason, vs. Kansas City, Super Bowl LV, 2/7/21)
Passes Defensed: 1, nine times, last at New Orleans, 10/31/21
 (also one postseason, vs. Kansas City, Super Bowl LV, 2/7/21)
Forced Fumbles: 1, four times, last vs. Chicago, 10/24/21
 (also one postseason, at New Orleans, NFC Divisional Round, 1/17/21)
Fumble Recoveries: 1, twice, last at Washington, 11/14/21

WINFIELD JR.'S GAME-BY-GAME STATISTICS

2021

DATE	OPP	TACKLES						INTERCEPTIONS					FUMBLES			ST TACKLES			
		T	S	A	TFL	SK	YDS	QH	NO	YDS	LG	TD	PD	FF	FR	YDS	T	S	A
Sept. 9	DAL	8	5	3	0	0.0	0.0	0	0	0	0	0	0	0	0	0	0	0	0
Sept. 19	ATL	4	3	1	0	0.0	0.0	0	0	0	0	0	1	0	0	0	0	0	0
Sept. 26	@LAR	6	5	1	0	0.0	0.0	0	0	0	0	0	0	0	0	0	0	0	0
Oct. 3	@NE	7	5	2	0	0.0	0.0	0	1	0	0	0	1	1	0	0	0	0	0
Oct. 10	MIA								Inactive										
Oct. 14	@PHI								Inactive										
Oct. 24	CHI	3	2	1	0	1.0	6.0	1	0	0	0	0	0	1	0	0	0	0	0
Oct. 31	@NO	4	2	2	0	0.0	0.0	1	0	0	0	0	1	0	0	0	0	0	0
Nov. 14	@WAS	11	7	4	2	0.0	0.0	0	0	0	0	0	0	0	1	0	0	0	0
Nov. 22	NYG																		
Nov. 28	@IND																		
Dec. 5	@ATL																		
Dec. 12	BUF																		
Dec. 19	NO																		
Dec. 26	@CAR																		
Jan. 2	@NYJ																		
Jan. 9	CAR																		
TOTALS		43	29	14	2	1.0	6.0	2	1	0	0	0	3	2	1	0	0	0	0

2020

DATE	OPP	TACKLES							INTERCEPTIONS					FUMBLES			ST TACKLES							
		T	S	A	TFL	SK	YDS	QH	NO	YDS	LG	TD	PD	FF	FR	YDS	T	S	A					
Sept. 13	@NO	6	3	3	0	0.0	0.0	1	0	0	0	0	1	0	0	0	0	0	0	0				
Sept. 20	CAR	11	8	3	0	1.0	8.0	1	0	0	0	0	0	1	0	0	0	0	0					
Sept. 27	@DEN	6	4	2	1	0.0	0.0	0	0	0	0	0	1	0	0	0	0	0	0					
Oct. 4	LAC	2	2	0	0	0.0	0.0	0	0	0	0	0	0	0	0	0	0	0	0					
Oct. 8	@CHI	5	4	1	0	0.0	0.0	0	0	0	0	0	1	0	0	0	0	0	0					
Oct. 18	GB	5	3	2	0	0.0	0.0	0	0	0	0	0	0	0	0	0	0	0	0					
Oct. 25	@LV	2	1	1	0	0.0	0.0	0	1	16	16	0	1	0	0	0	0	0	0					
Nov. 2	@NYG	7	6	1	0	0.0	0.0	0	0	0	0	0	0	0	0	0	0	0	0					
Nov. 8	NO	7	3	4	0	0.0	0.0	0	0	0	0	0	0	0	0	0	0	0	0					
Nov. 15	@CAR	1	0	1	0	0.0	0.0	0	0	0	0	0	0	0	0	0	0	0	0					
Nov. 23	LAR	8	3	5	0	0.0	0.0	0	0	0	0	0	0	0	0	0	0	1	1					
Nov. 29	KC	7	5	2	0	0.0	0.0	0	0	0	0	0	0	0	0	0	0	1	1					
Dec. 13	MIN	11	9	2	0	1.0	12.0	1	0	0	0	0	0	1	0	0	0	1	1					
Dec. 20	@ATL	2	1	1	0	0.0	0.0	0	0	0	0	0	1	0	0	0	0	0	0					
Dec. 27	@DET	4	4	0	0	0.0	0.0	0	0	0	0	0	0	0	0	0	0	0	0					
Jan. 3	ATL	7	5	2	0	0.0	0.0	0	0	0	0	0	1	0	1	0	0	0	0					
TOTALS		91	61	30	1	3.0	20.0	4	1	16	16	0	6	2	1	0	3	3	0					
PLAYOFFS																								
Jan. 9	@WAS	6	6	0	2	0.0	0.0	0	0	0	0	0	0	0	0	0	0	0	0					
Jan. 17	@NO	6	5	1	0	0.0	0.0	0	0	0	0	0	0	1	0	0	0	0	0					
Jan. 24	@GB								Inactive															
Feb. 7	KC	6	4	2	0	0.0	0.0	0	1	0	0	0	2	0	0	0	0	0	0					
TOTALS		18	15	3	2	0.0	0.0	0	1	0	0	0	2	1	0	0	0	0	0					

#78

TRISTAN WIRES

TACKLE

HT: 6-5 WT: 320

DOB: 1/24/99

NFL: 2ND YEAR

ACQ: D1, 2020

COLLEGE: IOWA



ACQUIRED BY BUCS:

- X Selected in the first round (13th overall) of the 2020 NFL Draft by the Buccaneers.

AWARDS & ACCOLADES:

- X Super Bowl LV Champion
- X 2020 Pro Football Focus Second-Team All-Pro Selection
- X 2020 ESPN All-Pro Selection
- X PFWA All-Rookie Team Selection

CAREER HIGHLIGHTS:

- X Has started all 25 games he has played.
- X Started all 16 games in 2020 and was part of an offensive line that allowed a sack on 3.51 percent of all pass attempts, the second-lowest mark in the NFL and the second-lowest mark in a season in team history. Helped block for an offense that ranks second in passing yards per game (289.1), third in points per game (30.8), seventh in yards

per game (384.1), seventh in yards per play (6.04).

- X Started at Detroit (12/26/20), helping the Buccaneers total a team-record 588 yards of total offense.
- X Started in NFL debut at New Orleans (9/13/20).

2021 HIGHLIGHTS:

- X Part of an offensive line that has allowed a sack on only 3.0 percent of pass plays - the best mark in the league. Tampa Bay's offense ranks third in the NFL in yards per game (406.4), third in yards per play (6.22) and third in points per game (31.0).
- X Helped block for a Buccaneers rushing attack that totaled 119 yards in a win at New England (10/3).
- X Started at right tackle in season opener against Dallas (9/9) and was part of an offensive line that did not allow a sack on 50 passing attempts.
- X Against Atlanta (9/19), started at right tackle.
- X Part of an offense that gained 446 yards - including 411 net passing yards - at L.A. Rams (9/26).
- X Helped block for a Buccaneers rushing attack that totaled 119 yards in a win at New England (10/3).
- X Started at right tackle against Miami (10/10), helping the offense total 558 yards, the fourth-most in a single game in team history, while converting 8-of-11 third downs (72.7 pct.), the second-highest conversion rate in a game in team history. The offense gained 33 first downs, the second-most in a game in team history and the most in a non-overtime contest. Tampa Bay had a franchise record 26 passing first downs.
- X At Philadelphia (10/14), was part of an offensive line that didn't allow a sack



over 42 pass attempts, while helping the offense gain 399 yards (102 rushing).

- X Helped block for an offense that rushed for a season-high 182 yards against Chicago (10/24), while not allowing a sack.
- X Started at right tackle at New Orleans (10/31), helping the team gain 421 yards of offense.
- X Part of an offensive line that did not allow a sack at Washington (11/14).

COLLEGE:

- X Started 32 career games at Iowa (2017-19), seeing time at both right and left tackle.
- X As a junior (2019), earned first-team All-America honors from the Football Writers of America, Walter Camp Foundation and Phil Steele, while being named second-team All-America by the Associated Press, American Football Coaches Association and The Athletic.
- X Earned the Rimington-Pace Offensive Lineman of the Year in the Big Ten, while garnering first-team All-Big Ten distinction from the league's coaches and media, as well as The Associated Press and Phil Steele. Also a semi-finalist for the 2019 Outland Trophy.
- X Named honorable mention All-Big Ten by both league coaches and media after starting all 12 at right games he played in as a sophomore (2018).
- X Started in seven games as a freshman (2017), becoming the first true freshman to start at either offensive tackle position in the Kirk Ferentz era.
- X Received honorable mention Big Ten Conference All-Freshman team designation from BTN.com, as well as the team's Next Man In award on offense.
- X Majored in communication studies.



PERSONAL/COMMUNITY:

- X Attended Mount Vernon High School (Mount Vernon, Iowa).
- X Played offensive and defensive line in high school.
- X Selected to the U.S. Army All-American Bowl following prep career.
- X Named to Des Moines Register Elite all-state team as a senior, while also being named captain of 2A Iowa Newspaper Association all-state.
- X As a senior, was named district offensive line MVP and Class 2A Iowa Preps Offensive Lineman of the Year.
- X Named first-team all-district for three straight seasons.
- X Also lettered in track and wrestling during his prep career, winning a state wrestling championship as a senior, shot put as a junior and senior and discus in his sophomore, junior and senior years.
- X Just the fourth Iowa male prep to win shot and discus titles in consecutive years and the first to win three straight discus titles since the 1950s.



- X Mother is Sarah Wirfs.
- X In 2020, supported the University of Iowa Stead Family Children's Hospital as part of the NFL's My Cause, My Cleats initiative.

WIRFS' CAREER STATISTICS

Games/Starts: TB: 2020: 16/16 (P:4/4); 2021: 9/9
Career Totals: 25/25 (P:4/4)

Misc. Tackles: 2 - 1 in 2021; 1 in 2020

#24

CARLTON DAVIS III

CORNERBACK

HT: 6-0 **WT:** 206

DOB: 12/31/96

NFL: 4TH YEAR

ACQ: D2C, 2018

COLLEGE: AUBURN



ACQUIRED BY BUCS:

- X Selected in the second round (63rd overall) of the 2018 NFL Draft by the Buccaneers.

AWARDS & ACCOLADES:

- X Super Bowl LV Champion.

CAREER HIGHLIGHTS:

- X Has started 44-of-45 regular season games he has played, totaling 182 tackles (seven for loss), 46 passes defended, six interceptions, two forced fumbles and two fumble recoveries.
- X Started four postseason games, recording 21 tackles, three passes defended and a special teams tackle.
- X Since the start of the 2019 season, has recorded 42 passes defended, the most in the NFL during that span. Also leads the league in games with multiple passes defended (12) and games of at least three passes defended (five).
- X He is one of only six players to have multiple games of four-or-more passes defended since 2019, along with teammate Jamel Dean.
- X Finished the 2020 season ranked second in the NFL in passes defended (18), while tying for the fifth-most interceptions (four) in the league.
- X Tallied 19 passes defended in 2019, the second-most in the league and the most by a Buccaneers player since 2016.
- X Tampa Bay's 2020 defense led the league in rushing yards allowed per game (80.6) and yards allowed per rush (3.60), while ranking sixth in yards allowed per play (5.12), sixth in yards allowed per game (327.1), ranking tied for second in tackles for loss (91), tied for fourth in sacks (48.0) and tied for fifth in takeaways (25).

- X Recorded first career interception (Matt Ryan) among his career-high five passes defended in win at Atlanta (11/24/19).
- X Recorded a career-high nine tackles and against Atlanta (9/19/21).
- X Recorded first career forced fumble at Dallas Cowboys (12/23/18).
- X Recovered first career fumble vs. Philadelphia (9/16/18).
- X Started in NFL debut at New Orleans (9/9/18).

2021 HIGHLIGHTS:

- X In the season opener at Dallas (9/9), tallied three passes defended, including an interception that helped set up a Buccaneers touchdown. Also added two tackles.
- X Davis' three passes defended and interception each tied for the NFL lead in Week 1.
- X Recorded a career-high nine tackles and one pass defended against Atlanta (9/19).
- X At L.A. Rams (9/26), tallied three tackles.
- X Notched one tackle and a pass defended at New England (10/3), before exiting the game with a quad injury.
- X Placed on Injured Reserve on October 7.

COLLEGE:

- X Started 32-of-38 career games, totaling 138 tackles (4.5 for loss), 33 passes defended, four interceptions,

2019-21 NFL PASSES DEFENSED LEADERS

Name (Team)	PD
1. Carlton Davis (TB)	42
2. James Bradberry (NYG)	39
3. Marshon Lattimore (NO)	35
4. Xavien Howard (MIA)	34
4. J.C. Jackson (NE)	34

three forced fumbles and four fumble recoveries.

- X Declared for the NFL Draft following his junior season (2017), when he earned first-team All-American honors from Sports Illustrated, as well as first-team all-Southeastern Conference from the league's coaches, while also earning second-team All-American distinction from the Associated Press, American Football Coaches Association and Walter Camp and second-team All-SEC honors from AP and Phil Steele.
- X Started all 13 games as a junior, recording 36 tackles, 12 passes defended, one interception, one forced fumble and one fumble recovery.
- X As a sophomore (2016), started 10-of-12 games, tallying 46 tackles (two tackles for loss), 10 passes defended and a forced fumble, earning third-team All-SEC selection from Athlon.
- X Named 24/7 Sports Freshman All-American and SEC All-Freshman team as a true freshman (2015) after playing in 13 games with nine starts, registering 56 tackles (two for loss), 11 passes defended, three interceptions and one forced fumble.



- X Studied in the College of Business.

PERSONAL/COMMUNITY:

- X Attended Miami Norland High School (Miami, Florida).
- X Played in the Semper Fidelis All-American Bowl and was named Class 6A all-state and first-team All-Dade County.
- X Son of Sonia Mannings. and Carlton Davis II.
- X In 2020, supported Safe & Sound Hillsborough as part of the NFL's My Cause, My Cleats initiative.
- X Davis spent a day at the Juvenile Detention Center in Tampa playing football, eating lunch, and discussing life experiences with kids.

DAVIS' CAREER STATISTICS

Year	Team	Tackles						INT				Fumbles			ST Tackles				
		GP	GS	T	S	A	Sk	Yds	No	Yds	Lg	TD	PD	FF	FR	Yds	T	S	A
2018	Tampa Bay	13	12	40	36	4	0.0	0.0	0	0	0	0	4	1	1	0	0	0	0
2019	Tampa Bay	14	14	59	53	6	0.0	0.0	1	0	0	0	19	1	1	6	0	0	0
2020	Tampa Bay	14	14	68	52	16	0.0	0.0	4	42	34	0	18	0	0	0	0	0	0
2021	Tampa Bay	4	4	15	13	2	0.0	0.0	1	25	25	0	5	0	0	0	0	0	0
NFL Totals		45	44	182	154	28	0.0	0.0	6	67	34	0	46	2	2	6	0	0	0
Playoffs																			

Year	Team	Tackles						INT				Fumbles			ST Tackles				
		GP	GS	T	S	A	Sk	Yds	No	Yds	Lg	TD	PD	FF	FR	Yds	T	S	A
2020	Tampa Bay	4	4	21	15	6	0.0	0.0	0	0	0	0	3	0	0	0	1	1	0
Postseason		4	4	21	15	6	0.0	0.0	0	0	0	0	3	0	0	0	1	1	0

SINGLE-GAME HIGHS

Tackles: 9, vs. Atlanta, 9/19/21
Interceptions: 1, five times, last at New York Giants, 11/2/20
Passes Defended: 5, at Atlanta, 11/24/19
Forced Fumbles: 1, twice, last vs. New Orleans, 11/17/19
Fumble Recoveries: 1, twice, last vs. San Francisco, 9/8/19

DAVIS' GAME-BY-GAME STATISTICS

2021

DATE	OPP	TACKLES							INTERCEPTIONS					FUMBLES			ST TACKLES		
		T	S	A	TFL	SK	YDS	QH	NO	YDS	LG	TD	PD	FF	FR	YDS	T	S	A
Sept. 9	DAL	2	2	0	0	0.0	0.0	0	1	25	25	0	3	0	0	0	0	0	0
Sept. 19	ATL	9	8	1	0	0.0	0.0	0	0	0	0	0	1	0	0	0	0	0	0
Sept. 26	@LAR	3	2	1	0	0.0	0.0	0	0	0	0	0	0	0	0	0	0	0	0
Oct. 3	@NE	1	1	0	0	0.0	0.0	0	0	0	0	0	1	0	0	0	0	0	0
Oct. 10	MIA																		
Oct. 14	@PHI																		
Oct. 24	CHI																		
Oct. 31	@NO																		
Nov. 14	@WAS																		
Nov. 22	NYG																		
Nov. 28	@IND																		
Dec. 5	@ATL																		
Dec.12	BUF																		
Dec. 19	NO																		
Dec. 26	@CAR																		
Jan. 2	@NYJ																		
Jan. 9	CAR																		
TOTALS		15	13	2	0	0.0	0.0	0	1	25	25	0	5	0	0	0	0	0	0

2020

DATE	OPP	TACKLES							INTERCEPTIONS					FUMBLES			ST TACKLES		
		T	S	A	TFL	SK	YDS	QH	NO	YDS	LG	TD	PD	FF	FR	YDS	T	S	A
Sept. 13	@NO	4	4	0	1	0.0	0.0	0	0	0	0	0	0	0	0	0	0	0	0
Sept. 20	CAR	4	2	2	1	0.0	0.0	0	1	2	2	0	2	0	0	0	0	0	0
Sept. 27	@DEN	3	3	0	1	0.0	0.0	0	0	0	0	0	0	0	0	0	0	0	0
Oct. 4	LAC	3	2	1	0	0.0	0.0	0	1	3	3	0	2	0	0	0	0	0	0
Oct. 8	@CHI	7	7	0	0	0.0	0.0	0	1	34	34	0	2	0	0	0	0	0	0
Oct. 18	GB	6	5	1	0	0.0	0.0	0	0	0	0	0	4	0	0	0	0	0	0
Oct. 25	@LV	3	3	0	0	0.0	0.0	0	0	0	0	0	1	0	0	0	0	0	0
Nov. 2	@NYG	3	2	1	0	0.0	0.0	0	1	3	3	0	2	0	0	0	0	0	0
Nov. 8	NO	7	2	5	0	0.0	0.0	0	0	0	0	0	0	0	0	0	0	0	0
Nov. 15	@CAR	3	2	1	0	0.0	0.0	0	0	0	0	0	1	0	0	0	0	0	0
Nov. 23	LAR	5	4	1	0	0.0	0.0	0	0	0	0	0	0	0	0	0	0	0	0
Nov. 29	KC	5	5	0	0	0.0	0.0	0	0	0	0	0	2	0	0	0	0	0	0
Dec. 13	MIN	6	4	2	0	0.0	0.0	0	0	0	0	0	1	0	0	0	0	0	0
Dec. 20	@ATL	9	7	2	0	0.0	0.0	0	0	0	0	0	1	0	0	0	0	0	0
Dec. 27	@DET								Inactive										
Jan. 3	ATL								Inactive										
TOTALS		68	52	16	3	0.0	0.0	0	4	42	34	0	18	0	0	0	0	0	0
PLAYOFFS																			
Jan. 9	@WAS	9	8	1	0	0.0	0.0	0	0	0	0	0	2	0	0	0	0	0	0
Jan. 17	@NO	1	1	0	0	0.0	0.0	0	0	0	0	0	1	0	0	0	0	0	0
Jan. 24	@GB	7	4	3	0	0.0	0.0	0	0	0	0	0	0	0	0	0	0	0	0
Feb. 7	KC	4	2	2	0	0.0	0.0	0	0	0	0	0	0	0	0	0	1	1	0
TOTALS		21	15	6	0	0.0	0.0	0	0	0	0	0	3	0	0	0	1	1	0

2019

DATE	OPP	TACKLES							INTERCEPTIONS					FUMBLES			ST TACKLES		
		T	S	A	TFL	SK	YDS	QH	NO	YDS	LG	TD	PD	FF	FR	YDS	T	S	A
Sept. 8	SF	3	2	1	0	0.0	0.0	0	0	0	0	0	0	0	1	6	0	0	0
Sept. 12	@CAR	7	7	0	0	0.0	0.0	0	0	0	0	0	2	0	0	0	0	0	0
Sept. 22	NYG	4	4	0	0	0.0	0.0	0	0	0	0	0	0	0	0	0	0	0	0
Sept. 29	@LAR	7	7	0	2	0.0	0.0	0	0	0	0	0	0	0	0	0	1	1	0
Oct. 6	@NO	5	5	0	0	0.0	0.0	0	0	0	0	0	0	0	0	0	0	0	0
Oct. 13	CAR	2	2	0	0	0.0	0.0	0	0	0	0	0	1	0	0	0	0	0	0
Oct. 27	@TEN	2	1	1	0	0.0	0.0	0	0	0	0	0	3	0	0	0	0	0	0
Nov. 3	@SEA								Did Not Play										
Nov. 10	ARI								Inactive										
Nov. 17	NO	2	2	0	0	0.0	0.0	0	0	0	0	0	1	1	0	0	0	0	0
Nov. 24	@ATL	5	5	0	0	0.0	0.0	0	1	0	0	0	5	0	0	0	0	0	0
Dec. 1	@JAC	3	1	2	0	0.0	0.0	0	0	0	0	0	2	0	0	0	0	0	0
Dec. 8	IND	5	5	0	0	0.0	0.0	0	0	0	0	0	3	0	0	0	0	0	0
Dec. 15	@DET	3	3	0	0	0.0	0.0	0	0	0	0	0	1	0	0	0	0	0	0
Dec. 21	HOU	5	4	1	0	0.0	0.0	0	0	0	0	0	0	0	0	0	0	0	0
Dec. 29	ATL	6	5	1	1	0.0	0.0	0	0	0	0	0	1	0	0	0	0	0	0
TOTALS		59	53	6	3	0.0	0.0	0	1	0	0	0	19	1	1	6	1	1	0

2018

DATE	OPP	TACKLES							INTERCEPTIONS					FUMBLES			ST TACKLES			
		T	S	A	TFL	SK	YDS	QH	NO	YDS	LG	TD	PD	FF	FR	YDS	T	S	A	
Sept. 9	@NO	4	3	1	0	0.0	0.0	0	0	0	0	0	0	0	0	0	0	0	0	0
Sept. 16	PHI	6	6	0	0	0.0	0.0	0	0	0	0	0	1	0	1	0	0	0	0	
Sept. 24	PIT	3	3	0	0	0.0	0.0	0	0	0	0	0	0	0	0	0	0	0	0	
Sept. 30	@CHI	3	3	0	0	0.0	0.0	0	0	0	0	0	0	0	0	0	0	0	0	
Oct. 14	@ATL	Inactive																		
Oct. 21	CLE	2	2	0	0	0.0	0.0	0	0	0	0	0	1	0	0	0	0	0	0	
Oct. 28	@CIN	2	2	0	0	0.0	0.0	0	0	0	0	0	1	0	0	0	0	0	0	
Nov. 4	@CAR	5	4	1	0	0.0	0.0	0	0	0	0	0	0	0	0	0	0	0	0	
Nov. 11	WAS	5	3	2	1	0.0	0.0	0	0	0	0	0	0	0	0	0	0	0	0	
Nov. 18	@NYG	3	3	0	0	0.0	0.0	0	0	0	0	0	0	0	0	0	0	0	0	
Nov. 25	SF	1	1	0	0	0.0	0.0	0	0	0	0	0	0	0	0	0	0	0	0	
Dec. 2	CAR	Inactive																		
Dec. 9	NO	Inactive																		
Dec. 16	@BAL	2	2	0	0	0.0	0.0	0	0	0	0	0	0	0	0	0	0	0	0	
Dec. 23	@DAL	2	2	0	0	0.0	0.0	0	0	0	0	0	0	1	0	0	0	0	0	
Dec. 30	ATL	2	2	0	0	0.0	0.0	0	0	0	0	0	1	0	0	0	0	0	0	
TOTALS		40	36	4	1	0.0	0.0	0	0	0	0	0	4	1	1	0	0	0	0	

#61 SADARIUS HUTCHERSON

GUARD

HT: 6-3 WT: 321

DOB: 4/22/98

NFL: ROOKIE

ACQ: FA, 2021

COLLEGE: SOUTH CAROLINA



ACQUIRED BY BUCS:

- X Signed by Tampa Bay as a college free agent on May 13, 2021.

2021 HIGHLIGHTS:

- X Placed on Injured Reserve on August 17.

COLLEGE:

- X In his four seasons at South Carolina (2016-20), he started 39-of-45 games played with 16 at left guard, 12 at right guard and 11 at left tackle.
- X As a redshirt senior (2020), he earned second-team All-SEC accolades from Pro Football Focus and third-team All-SEC performer according to Phil Steele.

- X Started in every game at guard during his redshirt sophomore (2018) and junior year (2019).
- X Redshirted as a true freshman (2016).
- X Earned the Offensive Scout Team Award (2016) as selected by the coaching staff.

PERSONAL:

- X Attended Huntingdon High School (Huntingdon, Tennessee).
- X Named 21st-best senior in Tennessee and 38th-best strongside defensive end in the nation according to 247Sports.
- X Ranked 22nd-best player in Tennessee and No. 105 defensive end in the nation according to ESPN.
- X An All-Southeast Region pick by PrepStar.

#10 SCOTTY MILLER

WIDE RECEIVER

HT: 5-9 WT: 174

DOB: 7/31/97

NFL: 3RD YEAR

ACQ: D6, 2019

COLLEGE: BOWLING GREEN



ACQUIRED BY BUCS:


- X Selected in the sixth round (208th overall) of the 2019 NFL Draft by the Buccaneers.

AWARDS & ACCOLADES:

- X Super Bowl LV Champion.

CAREER HIGHLIGHTS:

- X Has played in 29 regular season games, with seven starts, catching 48 passes for 712 yards (14.8 avg.), with four touchdowns. Also has five rush attempts for 30 yards and one kickoff return for 19 yards.
- X Has played in three postseason games, catching four passes for 80 yards.
- X From 2019-20, ranked 16th in the NFL in yards per receptions (15.2) among players with at least 40 catches, while his average of 33.3 yards per touchdown reception ranks seventh among players with at least four touchdown catches.
- X In the 2020 NFC Championship Game at Green Bay (1/24/21), Miller caught a 39-yard touchdown in the final 10 seconds of the first half, helping extend Tampa Bay's lead to 21-10. Miller's touchdown was the first postseason touchdown of 35-or-more-yards with 10 seconds or less left in a half since the "Minnesota Miracle" in the 2017 NFC Divisional Round and only the sixth-such postseason touchdown since 1994.



- X Set career highs in receptions (six) and receiving yards (109) at Las Vegas (10/25/20).
- X Caught first career touchdown at Detroit (12/15/19), a 33-yard reception.
- X Recorded first career reception against Carolina (10/13/19).
- X Made first career start at Atlanta (11/24/19).
- X Made NFL debut vs. N.Y. Giants (9/22/19).

2021 HIGHLIGHTS:

- X Played in a reserve role vs. Dallas (9/9).
- X Returned one kickoff for 19 yards against Atlanta (9/19).
- X Caught two passes for 11 yards at L.A. Rams (9/26).
- X Placed on Injured Reserve on September 29.

COLLEGE:

- X Started 34-of-45 career games at Bowling Green (2015-18), catching 215 passes for 2,868 yards for 23 touchdowns.
- X Finished his career tied for the third-most receptions in school history, while ranking third in receiving yards.
- X Earned All-MAC honors.
- X Started all 11 games as a senior (2018), recording a career-best 1,148 receiving yards, with a team-leading nine touchdown receptions, earning second-team All-MAC honors.
- X Named third-team All-MAC as a junior in 2017, leading the team in receptions (63) and yards (722) as a junior, to go along with four touchdown receptions.
- X As a sophomore (2016), caught 74 passes for 968 yards and 10 touchdowns, earning first-team All-MAC

honors. He tied for 25th in the country in touchdown receptions.

- X Played in the final 10 games of his freshman season (2015), catching seven passes for 29 yards and returning 24 kickoffs for 457 yards.

PERSONAL/COMMUNITY:

- X Attended Barrington High School (Barrington, Illinois), where he was a

two-time all-conference and two-time all-area selection.

- X In 2020, supported Special Olympics as part of the NFL's My Cause, My Cleats initiative.
- X In June 2019, rookies participated in Tampa's Police Department Citizen's Academy and visited MacDill's Air Force Base.

MILLER'S CAREER STATISTICS

YEAR	TEAM	GP	GS	RECEIVING				RUSHING							
				NO.	YDS	AVG	LG	TD	ATT	YDS	AVG	LG	TD		
2019	Tampa Bay	10	2	13	200	15.4	48	1	2	16	8.0	18	0		
2020	Tampa Bay	16	5	33	501	15.2	48t	3	3	14	4.7	7	0		
2021	Tampa Bay	3	0	2	11	5.5	8	0	0	0	-	-	0		
NFL Totals		29	7	48	712	14.8	48t	4	5	30	7.0	18	0		
Postseason		YEAR	TEAM	GP	GS	Receiving			Rushing						
						NO	YDS	AVG	LG	TD	ATT	YDS	AVG	LG	TD
		2020	Tampa Bay	4	2	4	80	20.0	39t	1	1	-3	-3.0	-3	0
		NFL Totals		4	2	4	80	22.0	39t	1	1	-3	-3.0	-3	0

SINGLE-GAME HIGHS

Receptions: Six, at Las Vegas, 10/25/20
Receiving Yards: 109, at Las Vegas, 10/25/20
Receiving TD: 1, five times, last at Green Bay, NFC Championship Game, 12/13/20

ADDITIONAL STATS

Kick Returns: 1-19 - 1-19 in 2021
Misc. Tackles: 1 - 1 in 2020

MILLER'S GAME-BY-GAME STATISTICS

2021

DATE	OPP	NO	RECEIVING				TD	ATT	RUSHING			TD
			YDS	AVG	LG	YDS			AVG	LG		
Sept. 9	DAL	0	0	-	-	0	0	0	-	-	0	
Sept. 19	ATL	0	0	-	-	0	0	0	-	-	0	
Sept. 26	@LAR	2	11	5.5	8	0	0	0	-	-	0	
Oct. 3	@NE											
Oct. 10	MIA											
Oct. 14	@PHI											
Oct. 24	CHI											
Oct. 31	@NO											
Nov. 14	@WAS											
Nov. 22	NYG											
Nov. 28	@IND											
Dec. 5	@ATL											
Dec.12	BUF											
Dec. 19	NO											
Dec. 26	@CAR											
Jan. 2	@NYJ											
Jan. 9	CAR											
TOTALS		2	11	5.5	8	0	0	0	-	-	0	

2020

DATE	OPP	NO	RECEIVING					RUSHING				
			YDS	AVG	LG	TD	ATT	YDS	AVG	LG	TD	
Sept. 13	@NO	5	73	14.6	37	0	1	6	6.0	6	0	
Sept. 20	CAR	2	11	5.5	6	0	1	1	1.0	1	0	
Sept. 27	@DEN	3	83	27.7	47	0	0	0	-	-	0	
Oct. 4	LAC	5	83	16.6	44	1	0	0	-	-	0	
Oct. 8	@CHI	0	0	-	-	0	0	0	-	-	0	
Oct. 18	GB	1	6	6.0	6	0	0	0	-	-	0	
Oct. 25	@LV	6	109	18.2	35	1	0	0	-	-	0	
Nov. 2	@NYG	3	35	11.7	19	0	1	7	7.0	7	0	
Nov. 8	NO	1	10	10.0	10	0	0	0	-	-	0	
Nov. 15	@CAR	1	4	4.0	4	0	0	0	-	-	0	
Nov. 23	LAR	0	0	-	-	0	0	0	-	-	0	
Nov. 29	KC	0	0	-	-	0	0	0	-	-	0	
Dec. 13	MIN	1	48	48.0	48t	1	0	0	-	-	0	
Dec. 20	@ATL	3	20	6.7	14	0	0	0	-	-	0	
Dec. 27	@DET	1	7	7.0	7	0	0	0	-	-	0	
Jan. 3	ATL	1	12	12.0	12	0	0	0	-	-	0	
TOTALS		33	501	15.2	48t	3	3	14	4.7	7	0	
PLAYOFFS												
DATE	OPP	NO	YDS	AVG	LG	TD	ATT	YDS	AVG	LG	TD	
Jan. 9	@WAS	1	15	15.0	15	0	0	0	-	-	0	
Jan. 17	@NO	1	29	29.0	29	0	0	0	-	-	0	
Jan. 24	@GB	2	36	18.0	36t	1	0	0	-	-	0	
Feb. 7	KC	0	0	-	-	0	1	-3	-3.0	-3	0	
TOTALS		4	80	20.0	36t	1	1	-3	-3.0	-3	0	

2019

DATE	OPP	NO	RECEIVING					RUSHING				
			YDS	AVG	LG	TD	ATT	YDS	AVG	LG	TD	
Sept. 8	SF											
Sept. 12	@CAR											
Sept. 22	NYG	0	0	-	-	0	0	0	-	-	0	
Sept. 29	@LAR	0	0	-	-	0	0	0	-	-	0	
Oct. 6	@NO	0	0	-	-	0	1	18	18.0	18	0	
Oct. 13	CAR	3	39	13.0	19	0	0	0	-	-	0	
Oct. 27	@TEN	0	0	-	-	0	0	0	-	-	0	
Nov. 3	@SEA	0	0	-	-	0	0	0	-	-	0	
Nov. 10	ARI	2	33	16.5	28	0	0	0	-	-	0	
Nov. 17	NO	4	71	17.8	48	0	0	0	-	-	0	
Nov. 24	@ATL	1	8	8.0	8	0	1	-2	-2.0	-2	0	
Dec. 1	@JAC											
Dec. 8	IND											
Dec. 15	@DET	3	49	16.3	33t	1	0	0	-	-	0	
Dec. 21	HOU											
Dec. 29	ATL											
TOTALS		13	200	15.4	48	2	2	16	8.0	18	0	

#23

SEAN MURPHY-BUNTING

CORNERBACK

HT: 6-0 **WT:** 195

DOB: 6/19/97

NFL: 3RD YEAR

ACQ: D2, 2019

COLLEGE: CENTRAL MICHIGAN



ACQUIRED BY BUCS:

- X Selected in the second round (39th overall) of the 2019 NFL Draft by the Buccaneers.

AWARDS & ACCOLADES:

- X Super Bowl LV Champion.
- X PFWA All-Rookie Team Selection

CAREER HIGHLIGHTS:

- X Has played in 33 regular season games, with 24 starts, totaling 111 tackles (four for loss), 11 passes defended, four interceptions (returned 88 yards, one touchdown), one sack, two forced fumbles and a fumble recovery. Also has five special teams tackles.
- X Has started four postseason contests, recording 19 tackles (one for loss), five passes defended and three interceptions (returned 36 yards).
- X Registered an interception in each of his first three career playoff games, joining Hall of Famers Aeneas Williams (four-consecutive games) and Ed Reed as well as Jason Sehorn as the only four players in the Super Bowl era with an interception in each of their first three career postseason games.
- X Murphy-Bunting is the first player in the NFL to record an interception in at least three-consecutive postseason games since Kam Chancellor (1/19/14-1/10/15) and

the first to do so in a single postseason since R.W. McQuarters in 2007.

- X Murphy-Bunting's three postseason interceptions are tied for the Buccaneers franchise playoff record and tied for the most in a single postseason (also Dwight Smith).
- X Recorded first career postseason interception at Washington (1/9/21). Also recorded a postseason interception at New Orleans (1/17/21), joining Ronde Barber as the only players in franchise history to record postseason interceptions in consecutive contests.
- X Tampa Bay's 2020 defense led the league in rushing yards allowed per game (80.6) and yards allowed per rush (3.60), while ranking sixth in yards allowed per play (5.12), sixth in yards allowed per game (327.1), ranking tied for second in tackles for loss (91), tied for fourth in sacks (48.0) and tied for fifth in takeaways (25).
- X Tied for the lead among NFL rookies with three interceptions in 2019.
- X Recorded career-high 11 tackles vs. L.A. Rams (11/23/20).
- X Scored first career touchdown on a 70-yard interception return at Detroit (12/15/19).
- X Notched first career sack vs. Houston (12/21/19), forcing a fumble from Texans QB DeShaun Watson, marking Murphy-Bunting's first career forced fumble.
- X Registered first career interception at New Orleans (10/6/19).
- X Made first career start vs. Carolina (10/13/19) in London.
- X Made NFL debut vs. San Francisco (9/8/19).



2021 HIGHLIGHTS:

- X Recorded two tackles in season opener against Dallas (9/9), before leaving the game with an injury.
- X Placed on Injured Reserve on 9/13.

COLLEGE:

- X Played in 38 career games at Central Michigan (2016-18), starting 25, totaling 104 tackles (3.5 for loss), 15 passes defended, seven interceptions, four forced fumbles and a fumble recovery.
- X Named first-team All-Mid-American Conference and Chippewas' Defensive Player of the Year as a junior (2018), starting 11-of-12 games, recording 37 tackles (three for loss), five passes defended, two forced fumbles and a team-leading two interceptions.
- X Started all 13 games as a sophomore (2017), registering 49 tackles, five passes defended, five interceptions, two forced fumbles and a fumble recovery. His five interceptions tied for the second-most in the MAC, trailing only teammate Josh Cox.



- X As a true freshman (2016), played in all 13 games, with one start, notching 18 tackles, five passes defended and two interceptions.

PERSONAL/COMMUNITY:

- X Attended Chippewa Valley High School (Macomb, Michigan).
- X In 2020, supported Successful Jocks & The Women Behind the Uniform as part of the NFL's My Cause, My Cleats initiative.
- X In June 2019, rookies participated in Tampa's Police Department Citizen's Academy and visited MacDill's Air Force Base.

MURPHY BUNTING'S CAREER STATISTICS

Year	Team	GP	GS	Tackles			Sk	Yds	INT				Fumbles			ST Tackles			
				T	S	A			No	Yds	Lg	TD	PD	FF	FR	Yds	T	S	A
2019	Tampa Bay	16	10	43	36	7	1.0	7.0	3	88	70t	1	8	1	0	0	1	1	0
2020	Tampa Bay	16	13	66	51	15	0.0	0.0	1	0	0	3	1	1	0	4	2	2	
NFL Totals		32	23	109	87	22	1.0	7.0	4	88	70t	1	11	2	1	0	5	3	2

Year	Team	GP	GS	Tackles			Sk	Yds	INT				Fumbles			ST Tackles			
				T	S	A			No	Yds	Lg	TD	PD	FF	FR	Yds	T	S	A
2020	Tampa Bay	4	4	19	15	4	0.0	0.0	3	36	36	0	5	0	0	0	0	0	0
Postseason		4	4	19	15	4	0.0	0.0	3	36	36	0	5	0	0	0	0	0	0

SINGLE-GAME HIGHS

Tackles: 10, vs. L.A. Rams, 11/23/20
Passes Defended: 2, vs. Jacksonville, 12/1/19
Interceptions: 1, four times, last at N.Y. Giants, 11/2/20
INT-TD: 1, at Detroit, 12/15/19 (70-yard return)
Sacks: 1.0, vs. Houston, 12/21/19
Forced Fumbles: 1, twice, last vs. Atlanta, 1/3/21
Forced Recoveries: 1, vs. Atlanta, 1/3/21

MURPHY-BUNTING'S GAME-BY-GAME STATISTICS

2020

DATE	OPP	TACKLES						INTERCEPTIONS					FUMBLES			ST TACKLES			
		T	S	A	TFL	SK	YDS	QH	NO	YDS	LG	TD	PD	FF	FR	YDS	T	S	A
Sept. 13	@NO	5	4	1	1	0.0	0.0	0	0	0	0	0	0	0	0	0	0	0	0
Sept. 20	CAR	4	3	1	0	0.0	0.0	0	0	0	0	0	0	0	0	0	0	0	
Sept. 27	@DEN	0	0	0	0	0.0	0.0	0	0	0	0	0	1	0	0	0	0	0	
Oct. 4	LAC	2	2	0	0	0.0	0.0	0	0	0	0	0	0	0	0	0	0	0	
Oct. 8	@CHI	6	5	1	0	0.0	0.0	0	0	0	0	0	0	0	0	0	1	1	
Oct. 18	GB	4	3	1	0	0.0	0.0	1	0	0	0	0	0	0	0	0	0	0	
Oct. 25	@LV	2	2	0	0	0.0	0.0	0	0	0	0	0	0	0	0	0	0	0	
Nov. 2	@NYG	4	3	1	0	0.0	0.0	0	1	0	0	0	1	0	0	0	2	0	
Nov. 8	NO	4	2	2	0	0.0	0.0	0	0	0	0	0	0	0	0	0	0	0	
Nov. 15	@CAR	2	2	0	0	0.0	0.0	0	0	0	0	0	0	0	0	0	1	1	
Nov. 23	LAR	10	5	5	2	0.0	0.0	0	0	0	0	0	0	0	0	0	0	0	
Nov. 29	KC	5	5	0	0	0.0	0.0	0	0	0	0	0	0	0	0	0	0	0	
Dec. 13	MIN	5	4	1	0	0.0	0.0	0	0	0	0	0	0	0	0	0	0	0	
Dec. 20	@ATL	5	4	1	0	0.0	0.0	0	0	0	0	0	0	0	0	0	0	0	
Dec. 27	@DET	2	2	0	0	0.0	0.0	0	0	0	0	0	0	0	0	0	0	0	
Jan. 3	ATL	6	5	1	0	0.0	0.0	0	0	0	0	0	1	1	1	0	0	0	
TOTALS		66	51	15	3	0.0	0.0	1	1	0	0	0	3	1	1	0	4	2	2
PLAYOFFS																			
Jan. 9	@WAS	2	1	1	0	0.0	0.0	0	1	0	0	0	1	0	0	0	0	0	0
Jan. 17	@NO	5	5	0	1	0.0	0.0	0	1	36	36	0	2	0	0	0	0	0	0
Jan. 24	@GB	6	6	0	0	0.0	0.0	0	1	0	0	0	1	0	0	0	0	0	0
Feb. 7	KC	6	3	3	0	0.0	0.0	0	0	0	0	0	1	0	0	0	0	0	0
TOTALS		19	15	4	1	0.0	0.0	0	3	36	36	0	5	0	0	0	0	0	0

2019

DATE	OPP	TACKLES						INTERCEPTIONS					FUMBLES			ST TACKLES			
		T	S	A	TFL	SK	YDS	QH	NO	YDS	LG	TD	PD	FF	FR	YDS	T	S	A
Sept. 8	SF	0	0	0	0	0.0	0.0	0	0	0	0	0	0	0	0	0	0	0	0
Sept. 12	@CAR	0	0	0	0	0.0	0.0	0	0	0	0	0	0	0	0	0	1	1	0
Sept. 22	NYG	1	1	0	0	0.0	0.0	0	0	0	0	0	0	0	0	0	0	0	0
Sept. 29	@LAR	0	0	0	0	0.0	0.0	0	0	0	0	0	1	0	0	0	0	0	0
Oct. 6	@NO	4	3	1	0	0.0	0.0	0	1	14	14	0	1	0	0	0	0	0	0
Oct. 13	CAR	0	0	0	0	0.0	0.0	0	0	0	0	0	0	0	0	0	0	0	0
Oct. 27	@TEN	2	2	0	0	0.0	0.0	0	0	0	0	0	1	0	0	0	0	0	0
Nov. 3	@SEA	3	2	1	0	0.0	0.0	0	0	0	0	0	0	0	0	0	0	0	0
Nov. 10	ARI	3	2	1	1	0.0	0.0	0	0	0	0	0	0	0	0	0	0	0	0
Nov. 17	NO	5	5	0	0	0.0	0.0	0	0	0	0	0	1	0	0	0	0	0	0
Nov. 24	@ATL	9	7	2	0	0.0	0.0	0	0	0	0	0	1	0	0	0	0	0	0
Dec. 1	@JAC	0	0	0	0	0.0	0.0	0	1	4	4	0	2	0	0	0	0	0	0
Dec. 8	IND	2	1	1	0	0.0	0.0	0	0	0	0	0	0	0	0	0	0	0	0
Dec. 15	@DET	8	8	0	0	0.0	0.0	0	1	70	70t	1	1	0	0	0	0	0	0
Dec. 21	HOU	4	4	0	0	1.0	7.0	0	0	0	0	0	1	1	0	0	0	0	0
Dec. 29	ATL	2	1	1	0	0.0	0.0	0	0	0	0	0	0	0	0	0	0	0	0
TOTALS		43	36	7	0	1.0	7.0	0	2	88	70t	1	8	1	0	0	1	1	0

#28

RASHARD ROBINSON

CORNERBACK
HT: 6-2 **WT:** 177
DOB: 7/23/95
NFL: 5TH YEAR
ACQ: FA, 2021
COLLEGE: LSU

BUCS

ACQUIRED BY BUCS:

- X Signed to Tampa Bay practice squad on September 21, 2021. Promoted to active roster on October 19, 2021.

ORIGINALLY ENTERED NFL:

- X Originally entered the NFL as a fourth-round pick (133rd overall) of the San Francisco 49ers in the 2016 NFL Draft.

CAREER HIGHLIGHTS:

- X Has played for the San Francisco 49ers (2016-17), New York Jets (2017-18), Dallas Cowboys (2020), and Buccaneers (2021)
- X Has played in 47 career regular season games, with 18 starts, totaling 84 tackles, 15 passes defended, two interceptions, two fumble recoveries and a forced fumble. Also has three special teams tackles.
- X Recorded a career-high nine tackles at Cincinnati (12/13/20).
- X Tallied career-high four passes defended at Arizona (10/1/17).
- X Registered first career forced fumble against Carolina (9/10/17).
- X Tallied first career fumble recovery against Carolina (9/10/17). Also recovered fumble against Green Bay (12/23/18).
- X Notched first career interception at L.A. Rams. Also recorded interception at Washington (10/15/17).

- X Made first career start against Dallas (10/2/16).

- X Made NFL debut against L.A. Rams (9/12/16).

2021 HIGHLIGHTS:

- X Spent Weeks 3-6 on Tampa Bay's practice squad before being signed to the active roster.
- X Elevated from the practice squad at L.A. Rams (9/26), at New England (10/3) and against Miami, tallying a special teams tackle against the Patriots.
- X Played in a reserve role against Chicago (10/24), registering a special teams tackle on a punt return, bringing down the Bears returner for no gain.
- X Saw time on special teams at New Orleans (10/31).
- X Placed on Injured Reserve on 11/12.

COLLEGE/PERSONAL:

- X Started all 20 games, with eight starts, at LSU (2013-15), totaling 33 tackles, four passes defended, one interception and one fumble recovery.
- X Majored in kinesiology.
- X Attended Ely High School (Pompano Beach, Florida).
- X Has a son, Kameron.

ROBINSON'S CAREER STATISTICS

Year	Team	GP	GS	Tackles				Sk	Yds	INT				Fumbles			ST Tackles		
				T	S	A	Sk			No	Yds	Lg	TD	PD	FF	FR	Yds	T	S
2016	San Francisco	14	6	28	25	3	0.0	0.0	1	0	0	0	8	0	0	0	0	0	0
2017	S.F./NYJ	14	8	28	21	7	0.0	0.0	1	0	0	0	7	1	1	2	1	1	0
2018	N.Y. Jets	10	1	8	7	1	0.0	0.0	0	0	0	0	0	0	1	0	0	0	0
2020	Dallas	4	3	20	13	7	0.0	0.0	0	0	0	0	0	0	0	0	0	0	0
2021	Tampa Bay	5	0	0	0	0	0.0	0.0	0	0	0	0	0	0	0	0	2	1	1
NFL Totals		47	18	84	66	18	0.0	0.0	1	0	0	0	15	1	2	2	3	2	1

ROBINSON'S GAME-BY-GAME STATISTICS

2021

DATE	OPP	TACKLES							INTERCEPTIONS					FUMBLES			ST TACKLES			
		T	S	A	TFL	SK	YDS	QH	NO	YDS	LG	TD	PD	FF	FR	YDS	T	S	A	
Sept. 9	DAL	Not With Team																		
Sept. 19	ATL	Not With Team																		
Sept. 26	@LAR	0	0	0	0	0.0	0.0	0	0	0	0	0	0	0	0	0	0	0	0	
Oct. 3	@NE	0	0	0	0	0.0	0.0	0	0	0	0	0	0	0	0	0	0	1	0	1
Oct. 10	MIA	0	0	0	0	0.0	0.0	0	0	0	0	0	0	0	0	0	0	0	0	
Oct. 14	@PHI	Practice Squad																		
Oct. 24	CHI	0	0	0	0	0.0	0.0	0	0	0	0	0	0	0	0	0	0	1	1	0
Oct. 31	@NO	0	0	0	0	0.0	0.0	0	0	0	0	0	0	0	0	0	0	0	0	
Nov. 14	@WAS																			
Nov. 22	NYG																			
Nov. 28	@IND																			
Dec. 5	@ATL																			
Dec. 12	BUF																			
Dec. 19	NO																			
Dec. 26	@CAR																			
Jan. 2	@NYJ																			
Jan. 9	CAR																			
TOTALS		0	0	0	0	0.0	0.0	0	0	0	0	0	0	0	0	0	0	2	1	1

#97 ZACH TRINER

LONG SNAPPER
HT: 6-3 **WT:** 245
DOB: 1/30/91
NFL: 3RD YEAR
ACQ: FA, 2019
COLLEGE: ASSUMPTION



TRANSACTIONS:

- X Signed to a futures contract with New York Jets on January 5, 2017. Waived on May 8, 2017.
- X Signed to Green Bay Packers' practice squad on December 27, 2017. Signed to a futures contract with Green Bay on January 2, 2018. Waived on September 1, 2018.
- X Signed to a futures contract with Tampa Bay Buccaneers on January 3.

CAREER HIGHLIGHTS:

- X Super Bowl LV Champion.
- X Has served as team's long snapper on all place kicks and punts from 2019-20, appearing in 32 regular season games and four postseason contests, totaling three special teams tackles.

2021 HIGHLIGHTS:

- X Served as team's long snapper on all kicks and punts in season opener against Dallas (9/9).
- X Placed on Injured Reserve on September 13.

COLLEGE:

- X Appeared in 25 games in three seasons at Assumption College (2012-14) as a defensive lineman.
- X Logged 66 tackles, 14 tackles for loss, 8.5 sacks, three forced fumbles and two fumble recoveries.
- X As a senior (2014), played in all 11 games, tallying 31 tackles, with 7.5 for loss, 5.5

sacks, two forced fumbles and one fumble recovery.

- X As a junior (2013), recorded 31 tackles, five tackles for loss, two sacks, one forced fumble and one fumble recovery.
- X Appeared in three games in his sophomore season (2012), notching four tackles and a sack.
- X Transferred from Sienna College, where he won a Metro Atlantic Athletic Conference title in lacrosse.
- X Majored in psychology.

PERSONAL:

- X Played football and lacrosse at Marshfield High School (Marshfield, Massachusetts), where he was a two-time all-state and all-conference performer in both sports.
- X Son of Kristin and Stephen Gangi. Father, Stephen, played in the MLB for the Boston Red Sox and Atlanta Braves.

COMMUNITY:

- X In November, Buccaneers specialist helped serve dinner to patients undergoing cancer treatments and their families at Florida Cancer Specialist.
- X Triner took a visit to MacDill Air Force Base to learn and speak with members of the military.
- X Triner also participated in the Buccaneers Mock Trial and sat in on bail and probation hearings at the Hillsborough County Courthouse on Tuesday to gain perspective on the criminal justice system.

TRINER'S CAREER STATISTICS

Games/Starts: TB: 2019: 16/0; 2020: 16/0 (P:4/0)
Career Totals: 32/0 (P: 4/0)
Special Teams Tackles: 3 - 2 in 2020; 1 in 2019

#17

JUSTIN WATSON

WIDE RECEIVER

HT: 6-3 WT: 215

DOB: 4/4/96

NFL: 4TH YEAR

ACQ: D5, 2018

COLLEGE: PENNSYLVANIA



ACQUIRED BY BUCS:

- X Selected in the fifth round (144th overall) of the 2018 NFL Draft by the Buccaneers.

CAREER HIGHLIGHTS:

- X Super Bowl LV Champion.
- X Has played in 36 regular season games, with two starts, catching 23 passes for 258 yards and two touchdowns. Also has 20 career special teams tackles and one sack.
- X Made postseason debut in NFC Championship Game at Green Bay (1/24/21), registering a special teams tackle on kickoff coverage.
- X At Carolina (11/15/20), brought down Panthers punter Joseph Charlton on a fourth-down pass attempt, recording a sack. Watson became the first wide receiver in NFL history to register a sack.
- X Recorded a career-best five receptions and first career touchdown catch against Indianapolis (12/8/19).
- X Started first career game vs. Houston (12/21/19), matching his career highs with five catches and one touchdown.
- X Made NFL debut at Chicago (9/30/18).

2020 HIGHLIGHTS:

- X Played in 11 games, catching seven passes for 94 yards.
- X Led the team with seven special teams tackles.
- X Caught a six-yard pass and added two special teams tackles at New Orleans (9/13).
- X Against Carolina (9/20), caught two passes for 48 yards (24.0 avg.), including a 36-yard reception off of a flea-flicker, helping set up a Buccaneers touchdown.

- X Inactive at Denver (9/27).
- X Caught four passes for 40 yards in a win against L.A. Chargers (10/4).
- X Inactive at Chicago (10/8).
- X Returned one kickoff 13 yards and registered a special teams tackle on Monday Night Football at New York Giants (11/2).
- X Inactive in Week 9.
- X Returned to action at Carolina (11/15), seeing time on special teams. Brought down Panthers punter Joseph Charlton on a fourth-down pass attempt, recording a sack. Watson became the first wide receiver in NFL history to register a sack. He also had two special teams tackles.
- X Tallied a special teams tackle against L.A. Rams (11/23).
- X Inactive Weeks 14-16.
- X Inactive in Super Wild Card Round at Washington (1/9/21) and Divisional Round at New Orleans (1/17/24).
- X Made postseason debut in NFC Championship Game at Green Bay (1/24/21), registering a special teams tackle on kickoff coverage.
- X Inactive in Super Bowl LV against Kansas City (2/7/21).

COLLEGE:

- X Finished his collegiate career as Pennsylvania's all-time leader in receptions (285), receiving yards (3,777), receiving touchdowns (33) and all-purpose yards (4,116), while ranking second in total touchdowns (34).
- X Also set Ivy League career records in 100-yard games (19), consecutive games with a receiving touchdown (10) and consecutive games with a reception (40), while ranking second in conference history in receiving yards,

third in receptions and third in receiving yards. His 2,675 receiving yards in conference play are the most in Ivy League history.

- X As a senior (2017) was a STATS FCS first-team All-American and a third-team Associated Press FCS All-American, as well as a finalist for the STATS FCS Walter Payton Award (FCS Offensive Player of the Year) and a finalist for the Stats FCS Doris Robinson Award (FCS Student-Athlete of the Year). Was a finalist for the Ivy League Offensive Player of the Year, a unanimous first-team All-Ivy League selection and a first-team Eastern College Athletic Conference All-Star.
- X During his senior season, caught 81 passes for 1,083 yards and 14 receiving touchdowns. His 14 receiving touchdowns set a school single-season record.
- X A finalist for the Walter Payton Award, the Doris Robinson Award and the Ivy League Offensive Player of the Year as a junior (2016), while also earning second-team STATS FCS All-American honors and unanimous first-team All-Ivy league honors.
- X Set school single-season records in receiving yards (1,115) and receptions (89), while adding eight receiving touchdowns. Led the Ivy League in receiving yards, receptions and receiving touchdowns.
- X Named third-team STATS FCS All-American and unanimous first-team



All-Ivy League as a sophomore (2015), while finishing as the running up for the Ivy League Offensive Player of the Year after leading the conference in receptions (74), receiving yards 1,082) and receiving touchdowns (nine).

- X Played in all 10 games as a freshman (2014), setting school records in receptions (42) and receiving yards (497), while adding two touchdown catches.
- X Graduated from Wharton School at Pennsylvania.

PERSONAL/COMMUNITY:

- X Attended South Fayette High School (McDonald, Pennsylvania).
- X Named first-team all-state and all-conference as a senior.
- X Also lettered three years in basketball.
- X Son of Terri and Doug Watson.
- X In 2020, supported Give Kids The World Village as part of the NFL's My Cause, My Cleats initiative.

WATSON'S CAREER STATISTICS

YEAR	TEAM	RECEIVING						RUSHING					
		GP	GS	NO	YDS	AVG	LG	TD	ATT	YDS	AVG	LG	TD
2018	Tampa Bay	12	0	1	5	5.0	5	0	0	0	-	-	0
2019	Tampa Bay	16	2	15	159	10.6	17t	1	0	0	-	-	0
2020	Tampa Bay	11	0	7	94	13.4	36	0	0	0	-	-	0
NFL Totals		39	2	23	258	11.2	36	1	0	0	-	-	0

ADDITIONAL STATS

Special Teams Tackles: 19 - 6 in 2020; 7 in 2019; 6 in 2018
Kickoff Returns: 2 for 19 yards
Sacks: 1 for five yards (11/15/20 at Carolina)

WATSON'S GAME-BY-GAME STATISTICS

2020		RECEIVING					RUSHING				
DATE	OPP	NO	YDS	AVG	LG	TD	ATT	YDS	AVG	LG	TD
Sept. 13	@NO	1	6	6.0	6	0	0	0	-	-	0
Sept. 20	CAR	2	48	24.0	36	0	0	0	-	-	0
Sept. 27	@DEN				Inactive						
Oct. 4	LAC	4	40	10.0	15	0	0	0	-	-	0
Oct. 8	@CHI				Inactive						
Oct. 18	GB	0	0	-	-	0	0	0	-	-	0
Oct. 25	@LV	0	0	-	-	0	0	0	-	-	0
Nov. 2	@NYG	0	0	-	-	0	0	0	-	-	0
Nov. 8	NO				Inactive						
Nov. 15	@CAR	0	0	-	-	0	0	0	-	-	0
Nov. 23	LAR	0	0	-	-	0	0	0	-	-	0
Nov. 29	KC	0	0	-	-	0	0	0	-	-	0
Dec. 13	MIN				Inactive						
Dec. 20	@ATL				Inactive						
Dec. 27	@DET				Inactive						
Jan. 3	ATL	0	0	-	-	0	0	0	-	-	0
TOTALS		7	94	13.4	36	0	0	0	-	-	0

2019		RECEIVING					RUSHING				
DATE	OPP	NO	YDS	AVG	LG	TD	ATT	YDS	AVG	LG	TD
Sept. 8	SF	0	0	-	-	0	0	0	-	-	0
Sept. 12	@CAR	0	0	-	-	0	0	0	-	-	0
Sept. 22	NYG	0	0	-	-	0	0	0	-	-	0
Sept. 29	@LAR	1	13	13.0	13	0	0	0	-	-	0
Oct. 6	@NO	0	0	-	-	0	0	0	-	-	0
Oct. 13	CAR	0	0	-	-	0	0	0	-	-	0
Oct. 27	@TEN	0	0	-	-	0	0	0	-	-	0
Nov. 3	@SEA	0	0	-	-	0	0	0	-	-	0
Nov. 10	ARI	0	0	-	-	0	0	0	-	-	0
Nov. 17	NO	0	0	-	-	0	0	0	-	-	0
Nov. 24	@ATL	0	0	-	-	0	0	0	-	-	0
Dec. 1	@JAC	0	0	-	-	0	0	0	-	-	0
Dec. 8	IND	5	59	11.8	17t	1	0	0	-	-	0
Dec. 15	@DET	2	17	8.5	12	0	0	0	-	-	0
Dec. 21	HOU	5	43	8.6	12	1	0	0	-	-	0
Dec. 29	ATL	2	27	13.5	17	0	0	0	-	-	0
TOTALS		15	159	10.6	17t	2	0	0	-	-	0