



# DENVER BRONCOS WEEKLY RELEASE

3 World Championships • 8 Super Bowls • 10 AFC Title Games • 15 AFC West Titles • 22 Playoff Berths • 29 Winning Seasons

## REGULAR SEASON WEEK 7

### Denver Broncos (3-3) at New Orleans Saints (2-4)

**Date:** Thursday, Oct. 17, 2024  
**Time:** 7:15 p.m. CDT  
**Stadium:** Caesars Superdome  
**Location:** New Orleans



### BROADCAST INFORMATION

#### TELEVISION



**Play-by-Play:** Al Michaels  
**Analyst:** Kirk Herbstreit  
**Sideline:** Kaylee Hartung

#### NATIONAL RADIO



**Play-by-Play:** Kevin Kugler  
**Analyst:** Ryan Harris

#### LOCAL RADIO



**Play-by-Play:** Dave Logan  
**Analyst:** Rick Lewis  
**Sideline:** Susie Wargin

### MATCHUP PREVIEW

The **Denver Broncos** (3-3) play in their first primetime contest of the season, traveling to the **New Orleans Saints** (2-4) for a Thursday night matchup. In the teams' first head-to-head matchup since 2020, Head Coach Sean Payton returns to the city where he was head coach for 15 years (2006-21).



Overall, the Broncos lead the series with the Saints with a 9-3 record against the NFC South foe, including a 4-1 record in New Orleans.

### 2024 DENVER BRONCOS SCHEDULE

#### PRESEASON (3-0)

Wk. Day	Date	Opponent	Site	Time/Result	TV/Rec.
1 Sun.	Aug. 11	at Indianapolis	Lucas Oil Stadium	W, 34-30	1-0
2 Sun.	Aug. 18	GREEN BAY	Empower Field at Mile High	W, 27-2	2-0
3 Sun.	Aug. 25	ARIZONA	Empower Field at Mile High	W, 38-12	3-0

#### REGULAR SEASON (3-3)

Wk. Day	Date	Opponent	Site	Time/Result	TV/Rec.
1 Sun.	Sept. 8	at Seattle	Lumen Field	L, 20-26	0-1
2 Sun.	Sept. 15	PITTSBURGH	Empower Field at Mile High	L, 6-13	0-2
3 Sun.	Sept. 22	at Tampa Bay	Raymond James Stadium	W, 26-7	1-2
4 Sun.	Sept. 29	at N.Y. Jets	MetLife Stadium	W, 10-9	2-2
5 Sun.	Oct. 6	LAS VEGAS	Empower Field at Mile High	W, 34-18	3-2
6 Sun.	Oct. 13	L.A. CHARGERS	Empower Field at Mile High	L, 16-23	3-3
7 Thurs.	Oct. 17	at New Orleans	Caesars Superdome	7:15 p.m. CDT	Prime Video
8 Sun.	Oct. 27	CAROLINA	Empower Field at Mile High	2:25 p.m. MDT	CBS
9 Sun.	Nov. 3	at Baltimore	M&T Bank Stadium	1 p.m. EST	CBS
10 Sun.	Nov. 10	at Kansas City	GEHA Field at Arrowhead Stadium	12 p.m. CST	CBS
11 Sun.	Nov. 17	ATLANTA	Empower Field at Mile High	2:05 p.m. MST	FOX
12 Sun.	Nov. 24	at Las Vegas	Allegiant Stadium	1:05 p.m. PST	CBS
13 Mon.	Dec. 2	CLEVELAND	Empower Field at Mile High	6:15 p.m. MST	ESPN
14		BYE			
15 Sun.	Dec. 15	INDIANAPOLIS	Empower Field at Mile High	2:25 p.m. MST	CBS
16 Sun.	Dec. 22	at L.A. Chargers	SoFi Stadium	1:05 p.m. PST	FOX
17 Sat./Sun.	Dec. 28/29	at Cincinnati	Paycor Stadium	TBD	TBD
18 Sat./Sun.	Jan. 4/5	KANSAS CITY	Empower Field at Mile High	TBD	TBD

### QUICK HITS

Linebacker **Randy Gradishar** became the fourth defensive player in team history who spent at least four seasons with the team to be enshrined into the Pro Football Hall of Fame in 2024. [See Page 6](#)

Head Coach **Sean Payton** is has the fifth-most regular-season wins (163) among all active NFL head coaches. [See Page 9](#)

Quarterback **Bo Nix** has recorded 121 completions this season, which is the second most among all Broncos rookie signal callers in team history. [See Page 10](#)

Wide receiver **Courtland Sutton** surpassed 300 receptions in his 82nd career game, becoming the fifth-fastest player in team history to reach that milestone. [See Page 12](#)

Wide receiver **Devaughn Vele** has tallied the second-most receptions (12) by a Bronco in his first two games. [See Page 13](#)

The Broncos rank defensively in the Top-5 in the league in red zone defense (1st), yards per play (3rd), total yards per game (4th) and passing yards (5th). [See Page 13-14](#)

Cornerback **Pat Surtain II** recorded the second-longest interception return for a touchdown in team history in Week 5 against Las Vegas after intercepting a quarterback Gardner Minshew pass and taking it 100 yards for the score. [See Page 14](#)

This season, defensive end **Zach Allen** has totaled the third-most QB pressures in the NFL and the fourth-highest pass rush win percentage among NFL defensive linemen. [See Page 16-17](#)

Punter **Riley Dixon** has tallied the fourth-most punts inside of the 20-yard line (95) by a Bronco in team history. [See Page 19](#)

### BRONCOS PUBLIC RELATIONS STAFF

Patrick Smyth - Chief Communications Officer • Erich Schubert - Vice President of Communications & Content • Megan Boyle - Sr. Manager of Strategic Communications  
Tyler Gorse - Sr. Coordinator of Football Communications • Emma Levine - Communications Assistant



# DENVER BRONCOS WEEKLY RELEASE

## BRONCOS/SAINTS TEAM COMPARISON



NFL Top 10  
NFL Bottom 10



3-3

2-4

### GENERAL

-1 (19th)	TURNOVER MARGIN (RK)	3 (8th)
28:26 (23rd)	TIME OF POSSESSION AVG. (RK)	29:27 (18th)

### OFFENSE

278.2 (29th)	NET YARDS PER GAME (RK)	319.8 (18th)
4.69 (26th)	YARDS PER PLAY (RK)	5.33 (18th)
18.7 (24th)	POINTS PER GAME (RK)	27.8 (6th)
107.3 (23rd)	NET RUSHING YPG (RK)	119.5 (12th)
170.8 (27th)	NET PASSING YPG (RK)	200.3 (21st)
5 (T-20th)	HAD INTERCEPTED (RK)	6 (T-24th)
4 (T-21st)	FUMBLES LOST (RK)	3 (T-13th)
9 (T-25th)	GIVEAWAYS (RK)	9 (T-25th)
9 (T-28th)	SACKS ALLOWED (RK)	10 (T-24th)
25% (31st)	THIRD DOWN PCT. (RK)	47.1% (3rd)
50% (T-19th)	RED ZONE PCT. (RK)	71.4% (3rd)

### DEFENSE

284.3 (4th)	NET YARDS PER GAME (RK)	395.8 (32nd)
4.44 (3rd)	YARDS PER PLAY (RK)	6.07 (31st)
16.0 (3rd)	POINTS PER GAME (RK)	24.5 (11th)
114.2 (14th)	NET RUSHING YPG (RK)	133.7 (20th)
170.2 (5th)	NET PASSING YPG (RK)	262.2 (29th)
5 (T-8th)	INTERCEPTIONS (RK)	10 (2nd)
3 (T-13th)	FUMBLE RECOVERIES (RK)	2 (T-18th)
8 (T-12th)	TAKEAWAYS (RK)	12 (4th)
22 (2nd)	SACKS (RK)	15 (T-13th)
38.3% (19th)	THIRD DOWN PCT. (RK)	40.2% (20th)
33.3% (1st)	RED ZONE PCT. (RK)	38.1% (2nd)

### SPECIAL TEAMS

46.6 (22nd)	GROSS PUNTING AVG. (RK)	43.5 (30th)
43.1 (10th)	NET PUNTING AVG. (RK)	41.0 (23rd)
12.5 (7th)	PUNT RETURN AVG. (RK)	14.3 (5th)
6.5 (9th)	PUNT RETURN AVG. AGAINST (RK)	6.3 (7th)
26.8 (16th)	KICKOFF RETURN AVG. (RK)	28.0 (T-8th)
23.8 (4th)	KICKOFF RETURN AVG. AGAINST (RK)	24.7 (12th)
92.9% (8th)	FIELD GOAL PCT. (RK)	100% (T-1st)

### PENALTIES

43 (T-24th)	PENALTIES COMMITTED	36 (T-13th)
48 (2nd)	OPPONENT PENALTIES COMMITTED	44 (8th)

\* - Through Sunday, Oct. 13

## BRONCOS/SAINTS IND. COMPARISON



### PASSING YARDS

Nix.....	1,082	Carr.....	989
		Rattler.....	243
		Haener.....	17

### RUSHING YARDS

Williams.....	213	Kamara.....	428
Nix.....	180	Williams.....	103
McLaughlin.....	116	Hill.....	77

### RECEIVING YARDS

Sutton.....	277	Shaheed.....	349
Reynolds*.....	183	Olave.....	280
Humphrey/Williams.....	143	Kamara.....	238

### POINTS SCORED

Lutz.....	48	Grupe.....	47
Nix.....	18	Kamara.....	42
McLaughlin/Sutton.....	12	Shaheed.....	24

### INTERCEPTIONS

Surtain.....	2	Adebo.....	3
Three Players.....	1	Mathieu.....	2
		Five Players.....	1

### SACKS

Cooper.....	4.5	Bresee.....	4.0
Bonitto.....	4	Taylor.....	3.5
Allen.....	3.5	Granderson.....	3.0

### DEFENSIVE TACKLES

Jones.....	44	Adebo.....	46
Moss.....	39	Taylor/Davis.....	35
Barton.....	37	Lattimore/Granderson.....	24

### KICKOFF RETURNS (AVG.)

Smith.....	3 (30.7)	Shaheed.....	6 (28.5)
Mims Jr.....	3 (23.0)	Williams.....	5 (27.4)

### PUNT RETURNS (AVG.)

Mims Jr.....	13 (12.5)	Shaheed.....	9 (15.9)
		Wilson.....	1(0.0)

### FIELD GOALS

Lutz.....	13/14 (92.9)	Grupe.....	10/10 (100.0)
-----------	--------------	------------	---------------

### PUNTS (GROSS/NET AVG.)

Dixon.....	35 (46.6/ 43.1)	Hayball.....	20 (43.5/41.0)
------------	-----------------	--------------	----------------

\* - Player not currently on active roster



# DENVER BRONCOS WEEKLY RELEASE

## BRONCOS/SAINTS ALL-TIME RESULTS

<b>Series Meetings:</b>	12
<b>Broncos Record:</b>	9-3-0 (Home: 5-2 / Away: 4-1)
<b>First Game:</b>	Den. 31, at N.O. 6 (11/22/70)
<b>Last Game:</b>	N.O. 31, at Den. 3 (11/29/20)
<b>Current Streak:</b>	Lost One
<b>Longest Den. Win Streak:</b>	5, (12/3/00 - 11/29/20)
<b>Longest N.O. Win Streak:</b>	2, (11/20/88 - 12/24/94)
<b>Last Den. Home Win:</b>	at Den. 34, N.O. 14 (10/28/12)
<b>Last Den. Home Loss:</b>	N.O. 31, at Den. 3 (11/29/20)
<b>Last Den. Road Win:</b>	Den. 25, at N.O. 23 (11/13/16)
<b>Last Den. Road Loss:</b>	at N.O. 42, Den. 0 (11/20/88)
<b>Den. Shutouts:</b>	None
<b>N.O. Shutouts:</b>	1, (11/20/88): at N.O. 42, Den. 0
<b>Most Den. Points:</b>	38, (12/3/00): Den. 38, at N.O. 23
<b>Most N.O. Points:</b>	42, (11/20/88): at N.O. 42, Den. 0
<b>Total Den. Points:</b>	304
<b>Total N.O. Points:</b>	257
<b>Average Den. Points:</b>	25.3
<b>Average N.O. Points:</b>	21.4
<b>Largest Den. Win:</b>	25, (11/22/70): Den. 31, at N.O. 6
<b>Largest N.O. Win:</b>	42, (11/20/88): at N.O. 42, Den. 0
<b>Most Pts., Both Teams:</b>	66, (9/21/08): at Den. 34, N.O. 32
<b>Fewest Pts., Both Teams:</b>	13, (11/4/79): at Den. 10, N.O. 3

## BRONCOS/SAINTS ALL-TIME RESULTS

Season (Date)	W/L	Result	Site
1970 (11/22)	W	Denver 31, @New Orleans 6	Tulane Stadium
1974 (10/13)	W	@Denver 33, New Orleans 17	Mile High Stadium
1979 (11/4)	W	@Denver 10, New Orleans 3	Mile High Stadium
1985 (9/15)	W	@Denver 34, New Orleans 23	Mile High Stadium
1988 (11/20)	L	@New Orleans 42, Denver 0	Superdome
1994 (12/24)	L	New Orleans 30, @Denver 28	Mile High Stadium
2000 (12/3)	W	Denver 38, @New Orleans 23	Louisiana Superdome
2004 (11/21)	W	Denver 34, @New Orleans 13	Louisiana Superdome
2008 (9/21)	W	@Denver 34, New Orleans 32	INVESCO Field at Mile High
2012 (10/28)	W	@Denver 34, New Orleans 14	Sports Authority Field at Mile High
2016 (11/13)	W	Denver 25, @New Orleans 23	Mercedes-Benz Superdome
2020 (11/29)	L	New Orleans 31, @Denver 3	Empower Field at Mile High

## NFL SCHEDULE - WEEK 7

Thursday, Oct. 17

Denver at New Orleans . . . . . 7:15 p.m. (CDT)

Sunday, Oct. 20

New England at Jacksonville (London) . . . . .	2:30 p.m. (BST)
Houston at Green Bay . . . . .	12:00 p.m. (CDT)
Detroit at Minnesota . . . . .	12:00 p.m. (CDT)
Seattle at Atlanta . . . . .	1:00 p.m. (EDT)
Tennessee at Buffalo . . . . .	1:00 p.m. (EDT)
Cincinnati at Cleveland . . . . .	1:00 p.m. (EDT)
Miami at Indianapolis . . . . .	1:00 p.m. (EDT)
Philadelphia at N.Y. Giants . . . . .	1:00 p.m. (EDT)
Las Vegas at L.A. Rams . . . . .	1:05 p.m. (PDT)
Kansas City at San Francisco . . . . .	1:25 p.m. (PDT)
Carolina at Washington . . . . .	4:05 p.m. (EDT)
N.Y. Jets at Pittsburgh . . . . .	8:20 p.m. (EDT)

Monday, Oct. 21

L.A. Chargers at Arizona . . . . .	6:00 p.m. (MST)
Baltimore at Tampa Bay . . . . .	8:15 p.m. (EDT)

## WHAT TO WATCH FOR VS. NEW ORLEANS

### TEAM (9-3 all-time record versus Saints; 4-1 on the road)

\* - Needs a win to improve to 10-3 overall and 5-1 on the road in the all-time series versus the Saints.

### TEAM (205-285-3 all-time record on the road)

\* - Needs a win to capture their 206th road victory in franchise history.

### TEAM (22 sacks)

\* - Needs seven sacks to tie the 1985 and 1986 teams for the most sacks by a Broncos squad within the first seven weeks of a season.

### TEAM (3+ sacks in last four games)

\* - Needs at least three sacks to reach five consecutive games with at least three quarterback takedowns for the first time since 2016.

### TEAM (2 safeties)

\* - Needs one safety to tie the franchise record for most safeties recorded in a single season.

### DE ZACH ALLEN (9 TFLs in 2024)

\* - Needs five tackles for loss to tie defensive end Evlis Dumervil for the most TFLs by a Broncos defensive lineman in a single season.

### OLB NIK BONITTO (1.0 sack in last four games)

\* - Needs one sack to become the first Bronco since outside linebacker Von Miller in 2018 to record at least one sack in five straight games.

### S P. J. LOCKE (96 tackles)

\* - Needs four tackles to reach the 100 career tackle mark.

### RB JALEEL MCLAUGHLIN (518 rushing yards in first two years)

\* - Needs one rushing yard to eclipse running back Wendell Hayes for the fifth-most yards on the ground by an undrafted Bronco in his first two NFL seasons.

### CB RILEY MOSS (1 pass defensed in last three games)

\* - Needs one pass defensed to become the first Bronco since cornerback Ronald Darby in 2022 to record at least one pass defensed in five straight games.

### QB BO NIX (121 completions)

\* - Needs two completions to tie quarterback John Elway for the most completions by a Broncos rookie signal caller.

### CB PAT SURTAIN II (41 passes defensed)

\* - Needs one pass defensed to eclipse defensive back Kelly Herndon for the third most passes defensed by a Bronco in his first four seasons.

### WR COURTLAND SUTTON (319 career receptions)

\* - Needs eight catches to tie wide receiver Brandon Marshall for the 10th-most receptions by a Bronco in team history.

### WR DEVAUGHN VELE (12 receptions)

\* - Needs six receptions to tie wide receiver Eddie Royal for the most receptions by a Bronco in his first three career games.

### RB JAVONTE WILLIAMS (2,857 scrimmage yards)

\* - Needs 143 scrimmage yards to reach 3,000 career scrimmage yards in his first four seasons.



# DENVER BRONCOS WEEKLY RELEASE

## 2024 NFL STANDINGS (THROUGH SUN., OCT. 13)

### AFC East

Team	W	L	T	Pct	PF	PA	Home	Road	Div	AFC	NFC
Buf.	3	2	0	.600	142	106	2-0	1-2	1-0	2-2	1-0
NYJ	2	3	0	.400	93	85	1-1	1-2	1-0	2-1	0-2
Mia.	2	3	0	.400	60	113	1-2	1-1	1-1	2-2	0-1
N.E.	1	5	0	.167	83	143	0-3	1-2	0-2	1-3	0-2

### AFC North

Team	W	L	T	Pct	PF	PA	Home	Road	Div	AFC	NFC
Bal.	4	2	0	.667	177	149	2-1	2-1	1-0	2-2	2-0
Pit.	4	2	0	.667	124	86	1-1	3-1	0-0	3-1	1-1
Cin.	2	4	0	.333	157	152	0-3	2-1	0-1	0-3	2-1
Cle.	1	5	0	.167	95	141	0-2	1-3	0-0	1-1	0-4

### AFC South

Team	W	L	T	Pct	PF	PA	Home	Road	Div	AFC	NFC
Hou.	5	1	0	.833	143	135	3-0	2-1	2-0	4-0	1-1
Ind.	3	3	0	.500	139	139	2-1	1-2	1-2	2-2	1-1
Ten.	1	4	0	.200	96	110	0-3	1-1	0-1	1-2	0-2
Jac.	1	5	0	.167	113	178	1-1	0-4	1-1	1-4	0-1

### AFC West

Team	W	L	T	Pct	PF	PA	Home	Road	Div	AFC	NFC
K.C.	5	0	0	1.000	118	85	3-0	2-0	1-0	3-0	2-0
LAC.	3	2	0	.600	91	66	1-1	2-1	2-1	2-2	1-0
<b>Den.</b>	<b>3</b>	<b>3</b>	<b>0</b>	<b>.500</b>	<b>112</b>	<b>96</b>	<b>1-2</b>	<b>2-1</b>	<b>1-1</b>	<b>2-2</b>	<b>1-1</b>
L.V.	2	4	0	.333	109	163	1-2	1-2	0-2	2-3	0-1

### NFC East

Team	W	L	T	Pct	PF	PA	Home	Road	Div	NFC	AFC
Was.	4	2	0	.667	178	145	2-0	2-2	1-0	2-1	2-1
Phi.	3	2	0	.600	106	112	2-1	1-1	0-0	2-2	1-0
Dal.	3	3	0	.500	126	168	0-3	3-0	1-0	1-2	2-1
NYG	2	4	0	.333	96	121	0-3	2-1	0-2	1-3	1-1

### NFC North

Team	W	L	T	Pct	PF	PA	Home	Road	Div	NFC	AFC
Min.	5	0	0	1.000	139	76	3-0	2-0	1-0	3-0	2-0
Det.	4	1	0	.800	151	91	2-1	2-0	0-0	4-1	0-0
G.B.	4	2	0	.667	162	121	2-1	2-1	0-1	2-2	2-0
Chi.	4	2	0	.667	148	101	4-0	0-2	0-0	2-0	2-2

### NFC South

Team	W	L	T	Pct	PF	PA	Home	Road	Div	NFC	AFC
Atl.	4	2	0	.667	149	135	2-2	2-0	3-0	4-0	0-2
T.B.	4	2	0	.667	178	141	2-1	2-1	1-1	4-1	0-1
N.O	2	4	0	.333	167	147	1-2	1-2	1-2	2-3	0-1
Car.	1	5	0	.167	103	203	0-3	1-2	0-2	0-3	1-2

### NFC West

Team	W	L	T	Pct	PF	PA	Home	Road	Div	NFC	AFC
S.F.	3	3	0	.500	162	130	2-1	1-2	1-2	1-3	2-0
Sea.	3	3	0	.500	146	150	2-2	1-1	0-1	0-3	3-0
Ari.	2	4	0	.333	133	163	1-2	1-2	2-0	2-3	0-1
LAR	1	4	0	.200	94	139	1-1	0-3	1-1	1-4	0-0

Key: x = clinched playoffs; y = clinched wild card; z = clinched division;

\* = clinched home field advantage

## BRONCOS ALL-TIME YEAR-BY-YEAR RECORDS

YEAR	PRESEASON	REG. SEASON	PLAYOFFS
1960	0-5	4-9-1	0-0
1961	1-4	3-11	0-0
1962	2-2	7-7	0-0
1963	2-3	2-11-1	0-0
1964	2-3	2-11-1	0-0
1965	1-4	4-10	0-0
1966	1-3	4-10	0-0
1967	3-1	3-11	0-0
1968	1-4	5-9	0-0
1969	1-4	5-8-1	0-0
1970	3-2	5-8-1	0-0
1971	1-4	4-9-1	0-0
1972	2-3	5-9	0-0
1973	2-3	7-5-2	0-0
1974	4-2	7-6-1	0-0
1975	3-3	6-8	0-0
1976	5-2	9-5	0-0
1977	5-1	12-2	2-1 (S.B. loss)
1978	2-2	10-6	0-1
1979	3-1	10-6	0-1
1980	2-2	8-8	0-0
1981	2-2	10-6	0-0
1982	4-0	2-7	0-0
1983	3-1	9-7	0-1
1984	3-1	13-3	0-1
1985	2-2	11-5	0-0
1986	2-2	11-5	2-1 (S.B. loss)
1987	3-2	10-4-1	2-1 (S.B. loss)
1988	3-1	8-8	0-0
1989	2-2	11-5	2-1 (S.B. loss)
1990	3-2	5-11	0-0
1991	2-3	12-4	1-1
1992	1-4	8-8	0-0
1993	2-2	9-7	0-1
1994	2-3	7-9	0-0
1995	3-2	8-8	0-0
1996	3-1	13-3	0-1
1997	3-2	12-4	4-0 (S.B. win)
1998	3-1	14-2	3-0 (S.B. win)
1999	3-2	6-10	0-0
2000	4-0	11-5	0-1
2001	3-1	8-8	0-0
2002	3-1	9-7	0-0
2003	3-1	10-6	0-1
2004	2-3	10-6	0-1
2005	4-0	13-3	1-1
2006	3-1	9-7	0-0
2007	2-2	7-9	0-0
2008	2-2	8-8	0-0
2009	1-3	8-8	0-0
2010	1-3	4-12	0-0
2011	2-2	8-8	1-1
2012	2-2	13-3	0-1
2013	2-2	13-3	2-1 (S.B. loss)
2014	3-1	12-4	0-1
2015	3-1	12-4	3-0 (S.B. win)
2016	2-2	9-7	0-0
2017	4-0	5-11	0-0
2018	2-2	6-10	0-0
2019	2-3	7-9	0-0
2020	N/A	5-11	0-0
2021	3-0	7-10	0-0
2022	2-1	5-12	0-0
2023	1-2	7-6	0-0
2024	3-0	3-3	0-0
<b>TOTAL</b>	<b>154-128 (.546)</b>	<b>511-468-10 (.522)</b>	<b>23-19 (.548)</b>



# DENVER BRONCOS WEEKLY RELEASE

## DECADES OF SUCCESS



In the Broncos' six-plus decades of professional football, the team has built an impressive resume that includes three World Championships, eight Super Bowl appearances, 15 AFC West titles and 511 regular-season wins.

### BRONCOS REGULAR-SEASON RECORD BY DECADE, SINCE 1960

Decade	W	L	T	Pct.	Playoff Berths	Win Rk.
1960s	39	97	4	.287	0	22nd
1970s	75	64	5	.539	3	8th
1980s	93	58	1	.615	5	4th
1990s	94	66	0	.588	5	7th
2000s	93	67	0	.581	4	6th
2010s	89	71	0	.556	5	T-8th
2020s	28	45	0	.384	0	T-26th
<b>TOTALS</b>	<b>511</b>	<b>468</b>	<b>10</b>	<b>.522</b>	<b>22</b>	<b>9th</b>

## BRONCOS RANK SECOND IN SUPER BOWL APPEARANCES

Denver's eight Super Bowl appearances are tied for the second most in NFL history.

### MOST SUPER BOWL APPEARANCES, NFL HISTORY

Rk.	Team	No.
1.	New England	11
2.	Denver	8
	Dallas	8
	Pittsburgh	8
	San Francisco	8

### DENVER BRONCOS SUPER BOWL SEASONS/RESULTS

Season	Coach	Opponent	Result
1977	Red Miller	Dallas	L, 27-10
1986	Dan Reeves	N.Y. Giants	L, 39-20
1987	Dan Reeves	Washington	L, 42-10
1989	Dan Reeves	San Francisco	L, 55-10
1997	Mike Shanahan	Green Bay	W, 31-24
1998	Mike Shanahan	Atlanta	W, 34-19
2013	John Fox	Seattle	L, 43-8
2015	Gary Kubiak	Carolina	W, 24-10

## DENVER OWNS SECOND-MOST AFC WEST CROWNS

Denver has won 15 AFC West titles since 1970 to represent the second-most among division members.

### MOST AFC WEST DIVISION TITLES

Rk.	Team	No.
1.	Kansas City	16
2.	Denver	15
3.	Oakland / Las Vegas	12
4.	S.D. / L.A. Chargers	10
5.	Seattle	2

## HOME SELLOUT STREAK

Denver owns the NFL's home record sellout streak (444 games) for a single city. The streak, which includes 422 regular-season games and 22 playoff contests, began in Week 1 of the 1970 season.

### LONGEST CURRENT HOME SELLOUT STREAKS IN A SINGLE CITY (INCLUDES POSTSEASON)

Rk.	Team	Date Started (Opponent)	Streak
1.	Denver	Sept. 27, 1970 (vs. Pittsburgh)	444
2.	Pittsburgh	Sept. 17, 1972 (vs. Oakland)	435
3.	N.Y. Giants	Sept. 15, 1974 (vs. Washington)	401
4.	Green Bay	Oct. 2, 1960 (vs. Detroit)	398

## BRONCOS 1-OF-7 TEAMS WITH 300 HOME VICTORIES

The Broncos, who currently have 511 regular-season wins, also own 306 home victories in franchise history. Denver clinched its 300th home win in the 2022 season finale against the L.A. Chargers.

With 306 such victories, the Broncos are currently 1-of-7 teams with 300+ home wins since 1960.

### TEAMS WITH 300 OR MORE HOME WINS, SINCE 1960

Rk.	Team	Games	Wins	Losses	Ties	Pct.
1.	Pittsburgh	493	327	161	5	.669
2.	Green Bay	493	323	162	8	.664
3.	Dallas	493	314	175	4	.642
4.	Minnesota	488	309	175	4	.638
5.	Kansas City	494	308	182	4	.628
6.	Denver	496	306	183	7	.625
7.	New England	494	302	186	6	.619

## 90-WIN DECADES

Since the team's inception in 1960, Denver has totaled three 90+ win decades (1980s, '90s, '00s). The Broncos join the Packers, Steelers and Dolphins as the only teams to accomplish the feat.

### MOST DECADES WITH 90+ REGULAR SEASON WINS, SINCE 1960

Rk.	Team	90+ Win Decades	Decades (Win Total)
1.	Green Bay	4	'60s (96), '90s (93), '00s (95), '10s (102)
	Pittsburgh	4	'70s (99), '90s (93), '00s (103), '10s (102)
3.	Denver	3	'80s (93), '90s (94), '00s (93)
	Miami	3	'70s (104), '80s (94), '90s (95)

## BRONCOS WITH NINTH-MOST WINS IN NFL SINCE 1960

The Broncos, who played their first regular season game on Friday, Sept. 9, 1960, have accumulated 534 victories (511 reg. + 23 postseason) in franchise history. Denver has produced the ninth-most regular-season wins since 1960 and is currently 1-of-11 NFL franchises in that span to reach the 500-win plateau.

### TOTAL WINS, REGULAR SEASON, SINCE 1960

Rk.	Team	Games	Wins	Losses	Ties	Pct.
1.	Dallas	987	565	416	6	.576
2.	Pittsburgh	987	564	412	11	.578
3.	Green Bay	987	555	417	15	.570
4.	New England	989	542	438	9	.553
5.	Kansas City	988	537	439	12	.550
6.	Minnesota	974	528	435	11	.548
7.	San Francisco	987	526	450	11	.539
8.	Indianapolis	987	518	462	7	.529
9.	Denver	989	511	468	10	.522
10.	Las Vegas	989	507	471	11	.518



## WELCOME HOME, RANDY



A key member of the famed 'Orange Crush' defense, linebacker Randy Gradishar became the fourth defensive player in Broncos history who spent at least four seasons with the team to be enshrined into the Pro Football Hall of Fame in Canton, Ohio.

A native of Ohio, Gradishar spent his entire 10-year career (1974-83) with the Broncos after being selected in the first round (14th overall) by the club in the 1974 NFL Draft out of Ohio State. A seven-time Pro Bowl selection and four-time Associated Press All-Pro, Gradishar totaled 2,049 tackles, 19.5 sacks, 20 interceptions (335 yds., 3 TDs) and 13 fumble recoveries (1 TD) in 145 games (134 starts).

Gradishar currently holds the franchise record for most tackles (2,049) in a career and led the team in tackles for a franchise-record nine consecutive seasons (1975-83). The 1978 Associated Press Defensive Player of the Year, he helped the Broncos to four playoff berths (1977-79, '83), two division titles (1977-78), and one appearance in Super Bowl XII (1977).

### BRONCOS IN THE PRO FOOTBALL HALL OF FAME

Name	Pos.	Years w/ Broncos	Enshrined
Willie Brown	DB	1963-66	1984
John Elway	QB	1983-98	2004
Gary Zimmerman	T	1993-97	2008
Floyd Little	RB	1967-75	2010
Shannon Sharpe	TE	1990-99, 2002-03	2011
Terrell Davis	RB	1995-2001	2017
Brian Dawkins	S	2009-11	2018
Champ Bailey	CB	2004-13	2019
Pat Bowlen	Owner	1984-2019	2019
Steve Atwater	S	1989-98	2020
John Lynch	S	2004-07	2021
Peyton Manning	QB	2012-15	2021
DeMarcus Ware	OLB	2014-16	2023
<b>Randy Gradishar</b>	<b>LB</b>	<b>1974-83</b>	<b>2024</b>

## AMONG BRONCOS GREATS

Linebacker Randy Gradishar accumulated seven Pro Bowls in his career, which is tied for the fifth most in club annals, behind quarterback John Elway (9), cornerback Champ Bailey (8), outside linebacker Von Miller (8) and safety Steve Atwater (8).

### PRO BOWLS BY BRONCOS PLAYERS

Rk	Name	Pro Bowls
1.	John Elway	9
2.	Steve Atwater	8
	Champ Bailey	8
	Von Miller	8
<b>5.</b>	<b>Randy Gradishar</b>	<b>7</b>
	Shannon Sharpe	7

## GRADISHAR JOINING THE RANKS

In league history, linebacker Randy Gradishar is 1-of-19 players to have been selected to at least seven Pro Bowls and also been named Defensive Player of the Year by the Associated Press. All 19 of those players are now in the Pro Football Hall of Fame with Gradishar's enshrinement.

### DEFENSIVE PLAYER OF THE YEAR & AT LEAST SEVEN PRO BOWLS,

#### LEAGUE HISTORY

Name	Name
Alan Page	Joe Green
Jack Lambert	<b>Randy Gradishar</b>
Lawrence Taylor	Mike Singletary
Reggie White	Bruce Smith
Cortez Kennedy	Rod Woodson
Deion Sanders	Warren Sapp
Ray Lewis	Michael Strahan
Derrick Brooks	Ed Reed
Brian Urlacher	Charles Woodson
Troy Polamalu	

## A 'CRUSHING' DEFENSE

Denver ranked among the league's best defenses with linebacker Randy Gradishar leading the team's "Orange Crush Defense." With Gradishar as a starter (1975-83), Denver ranked second in total touchdowns allowed (260) and fourth in points per game against (17.5).

### TOUCHDOWNS ALLOWED, 1975-83

Rk	Team	TDs
1.	Pittsburgh	241
<b>2.</b>	<b>Denver</b>	<b>260</b>
3.	Miami	261
	Tampa Bay	261
5.	Philadelphia	265

### POINTS PER GAME ALLOWED, 1975-83

Rk	Team	PPG
1.	Pittsburgh	15.7
2.	Miami	16.5
3.	L.A. Rams	17.2
<b>4.</b>	<b>Denver</b>	<b>17.5</b>
5.	Philadelphia	17.5
6.	Dallas	17.5

## MORE BRONCOS IN CANTON

Since 2017, the Broncos have had nine individuals inducted into the Pro Football Hall of Fame, the most among any team in the NFL. Only Dallas (8), Chicago (7) and the New York Jets (6) have sent more than five individuals to Canton in that span.

### HALL OF FAMERS, SINCE 2017

Team	No. of Players
<b>1. Denver</b>	<b>9</b>
2. Dallas	8
3. Chicago	7
4. N.Y. Jets	6
5. Five Teams	5



## GEORGE PATON ENTERS FOURTH YEAR AS BRONCOS GM



George Paton, who was named general manager of the Broncos on Jan. 13, 2021, is the club's 15th top personnel executive since the franchise's inception in 1960.

<b>EXECUTIVE</b>	<b>TITLE</b>	<b>YEAR(S)</b>
Dean Griffing	General Manager	1960-61
Jack Faulkner	General Manager/Head Coach	1962-64
Fred Gehrke	Director of Player Personnel	1965-66
Lou Saban	General Manager/Head Coach	1967-71
John Ralston	General Manager/Head Coach	1972-76
Fred Gehrke	Vice President—General Manager	1977-80
Grady Alderman	General Manager	1981-82
Hein Poulus	Vice President—General Manager	1983
John Beake	General Manager	1984-98
Neal Dahlen	General Manager	1999-2001
Ted Sundquist	General Manager	2002-07
Jim Goodman	V.P. of Football Ops./Player Personnel	2008
Brian Xanders	General Manager	2009-10
John Elway	Exec. V.P. of Football Ops./GM	2011-20
<b>George Paton</b>	<b>General Manager</b>	<b>2021-pres.</b>

## 2024 BRONCOS ROOKIE DRAFT CLASS

Denver's fourth draft under General Manager George Paton saw Denver make a total of seven selections, with five of the seven picks being used on offensive players. For the fifth time in team history and the first time since 2016, the Broncos selected a quarterback with their first round selection.

### DENVER'S 2024 DRAFT CLASS

<b>Player</b>	<b>Pos.</b>	<b>Rd. (Ovr.)</b>	<b>School</b>
Bo Nix	QB	1 (12)	Oregon
Jonah Elliss	OLB	3 (76)	Utah
Troy Franklin	WR	4 (102)	Oregon
Kris Abrams-Draine	CB	5 (145)	Missouri
Audric Estime	RB	5 (147)	Notre Dame
Devaughn Vele	WR	7 (235)	Utah
Nick Gargiulo	C	7 (256)	South Carolina

## PATON FILLS OUT BRONCOS ROSTER

The Broncos' current 53-man roster features 19 players (35.8%) who were not with the team in 2023.

### NEW PLAYERS ON DENVER'S 53-MAN ROSTER

<b>How Acquired</b>	<b>Total</b>
NFL Draft	6
College Free Agency	4
Veteran Free Agency	7
Trade	2
<b>TOTALS</b>	<b>19</b>

## PATON FILLS OUT BRONCOS ROSTER CONT.

### NEW VETERAN PLAYERS ON DENVER'S 53-MAN ROSTER

<b>Player</b>	<b>Pos.</b>	<b>Exp.</b>	<b>How Acq.</b>	<b>Prev. Team</b>
Cody Barton	ILB	6	UFA (Was.)	Washington
John Franklin-Myers	DE	7	T (NYJ)	N.Y. Jets
Brandon Jones	S	5	UFA (Mia.)	Miami
Matt Peart	T	5	UFA (NYG)	N.Y. Giants
Josh Reynolds	WR	8	UFA (Det.)	Detroit
Malcolm Roach	DT	5	UFA (N.O.)	New Orleans
Levi Wallace	CB	7	UFA (Pit.)	Pittsburgh
Kristian Welch	ILB	5	FA (G.B.)	Green Bay
Zach Wilson	QB	4	T (NYJ)	N.Y. Jets

### ROOKIE PLAYERS ON DENVER'S 53-MAN ROSTER

<b>Player</b>	<b>Pos.</b>	<b>Rd. (Ovr.)</b>	<b>School</b>
Kris Abrams-Draine	CB	5a (145)	Missouri
Levelle Bailey	ILB	CFA	Fresno State
Frank Crum	T	CFA	Wyoming
Jonah Elliss	OLB	3 (76)	Utah
Audric Estime	RB	5b (147)	Notre Dame
Troy Franklin	WR	4 (102)	Oregon
Bo Nix	QB	1 (12)	Oregon
Dondrea Tillman	OLB	CFA	Indiana (Pa.)
Devaughn Vele	WR	7 (235)	Utah
Blake Watson	RB	CFA	Memphis

## SUCCESS IN SCOUTING UNDRAFTED FREE AGENTS

In 20 of the last 21 years, at least one rookie college free agent has made the Broncos' initial 53-man roster out of training camp. This season, there were three such players who made the initial roster: ILB Levelle Bailey, T Frank Crum and RB Blake Watson.

Seven players who were originally signed by Denver as college free agents made the initial 53-man roster for the 2024 season.

### CFA'S ON DENVER'S INITIAL 53-MAN ROSTER, 2024 SEASON

<b>Year</b>	<b>Player</b>	<b>College</b>
2023	TE Nate Adkins	South Carolina
2024	ILB Levelle Bailey	Fresno State
2024	T Frank Crum	Wyoming
2023	RB Jaleel McLaughlin	Youngstown State
2022	CB Ja'Quan McMillian	East Carolina
2023	T Alex Palczewski	Illinois
2024	RB Blake Watson	Memphis

## BRONCOS MAKING MOVES

Since General Manager George Paton took over in 2021, Denver is tied for the fourth-most trades made among all NFL clubs. Only Houston (44), Philadelphia (41) and the N.Y. Jets (29) have made more trades in that span.

Most recently, Denver acquired both QB Zach Wilson and DE John Franklin-Myers from the New York Jets during the week of the 2024 NFL Draft. Currently, three players (DE John Franklin-Myers, TE Adam Trautman and QB Zach Wilson) on the Broncos' 53-man roster were acquired via trade.

### MOST TRADES MADE BY A CLUB, SINCE 2021

<b>Team</b>	<b>Total Trades</b>
Houston	44
Philadelphia	41
Jets	29
<b>Denver</b>	<b>28</b>
Carolina	28
New England	28



## SEAN PAYTON ENTERS SECOND SEASON AS

### DENVER BRONCOS HEAD COACH



Sean Payton was named the 20th head coach in franchise history on Feb. 3, 2023. Below is a look at the overall records (regular season and playoffs) for all of Denver's head coaches.

#### OVERALL RECORDS, BRONCOS ALL-TIME HEAD COACHES

Head Coach	Years	W	L	T	Pct.
Frank Filchock	1960-61	7	20	1	.268
Jack Faulkner	1962-64	9	22	1	.297
Mac Speedie*	1964-66	6	19	1	.250
Ray Malavasi*	1966	4	8	0	.333
Lou Saban	1967-71	20	42	3	.331
Jerry Smith*	1971	2	3	0	.400
John Ralston	1972-76	34	33	3	.507
Red Miller	1977-80	42	25	0	.627
Dan Reeves	1981-92	117	79	1	.596
Wade Phillips	1993-94	16	17	0	.485
Mike Shanahan	1995-2008	146	91	0	.616
Josh McDaniels	2009-10	11	17	0	.393
Eric Studesville*	2010	1	3	0	.250
John Fox	2011-14	49	22	0	.690
Gary Kubiak	2015-16	24	11	0	.686
Vance Joseph	2017-18	11	21	0	.344
Vic Fangio	2019-21	19	30	0	.388
Nathaniel Hackett	2022	4	11	0	.267
Jerry Rosburg*	2022	1	1	0	.500
<b>Sean Payton</b>	<b>2023-24</b>	<b>11</b>	<b>12</b>	<b>0</b>	<b>.478</b>

\*Interim Head Coach

#### BREAKDOWN OF PAYTON'S COACHING RECORD

Category	W	L	T	Pct.
Regular season record as an NFL head coach	163	101	0	.617
Postseason record as an NFL head coach	9	8	0	.529
Overall record as an NFL head coach	172	109	0	.612
Regular season record as an NFL assistant coach	70	73	1	.490
Postseason record as an NFL assistant coach	2	3	0	.400
Overall record as an NFL assistant coach	72	76	1	.487
Overall record as an NFL coach	244	185	1	.570
Regular season record as a collegiate assistant coach	44	53	4	.455
Postseason record as a collegiate assistant coach	0	0	0	—
Overall record as a collegiate assistant coach	44	53	4	.455
<b>Overall record coaching football</b>	<b>288</b>	<b>238</b>	<b>5</b>	<b>.547</b>

## PAYTON'S YEAR-BY-YEAR NFL COACHING CAREER

Year	Position	Team/School	Rec.	Postseason
1997	Quarterbacks	Philadelphia	6-9-1	
1998	Quarterbacks	Philadelphia	3-13	
1999	Quarterbacks	N.Y. Giants	7-9	
2000	Offensive Coordinator	N.Y. Giants	12-4	Playoffs (2-1)
2001	Offensive Coordinator	N.Y. Giants	7-9	
2002	Offensive Coordinator	N.Y. Giants	10-6	Playoffs (0-1)
2003	Asst. Head Coach/QBs	Dallas	10-6	Playoffs (0-1)
2004	Asst. Head Coach/QBs	Dallas	6-10	
2005	Asst. Head Coach/QBs	Dallas	9-7	
2006	Head Coach	New Orleans	10-6	Playoffs (1-1)
2007	Head Coach	New Orleans	7-9	
2008	Head Coach	New Orleans	8-8	
2009	Head Coach	New Orleans	13-3	Playoffs (3-0)
2010	Head Coach	New Orleans	11-5	Playoffs (0-1)
2011	Head Coach	New Orleans	13-3	Playoffs (1-1)
2013	Head Coach	New Orleans	11-5	Playoffs (1-1)
2014	Head Coach	New Orleans	7-9	
2015	Head Coach	New Orleans	7-9	
2016	Head Coach	New Orleans	7-9	
2017	Head Coach	New Orleans	11-5	Playoffs (1-1)
2018	Head Coach	New Orleans	13-3	Playoffs (1-1)
2019	Head Coach	New Orleans	13-3	Playoffs (0-1)
2020	Head Coach	New Orleans	12-4	Playoffs (1-1)
2021	Head Coach	New Orleans	9-8	
2023	Head Coach	Denver	8-9	
2024	Head Coach	Denver	3-3	

**TOTALS 233-174-1 (.572) 11-11 (.500)**

#### PAYTON RANKS 20TH ALL-TIME IN WINS

For his career, Head Coach Sean Payton has accumulated 163 regular-season wins, including two in 2024. His 163 such victories currently ranks 20th among all head coaches in NFL history.

#### MOST WINS AMONG HEAD COACHES, REG. SEASON, NFL HISTORY

Rk.	Name	Years	Wins
1.	Don Shula*	1963-95	328
2.	George Halas*	1920-67	318
3.	Bill Belichick	1991-2023	302
4.	Andy Reid	1999-pres.	263
5.	Tom Landry*	1960-88	250
6.	Curly Lambeau*	1921-53	226
7.	Paul Brown*	1946-75	213
8.	Marty Schottenheimer	1984-2006	200
9.	Chuck Noll*	1969-1991	193
10.	Dan Reeves	1981-2003	190
11.	Chuck Knox	1973-94	186
12.	Mike Tomlin	2007-pres.	177
13.	Jeff Fisher	1994-2016	173
14.	Bill Parcells*	1983-2006	172
15.	Pete Carroll	1994-2023	170
	Tom Coughlin	1995-2015	170
	Mike Shanahan	1988-2013	170
	Mike McCarthy	2006-pres.	170
19.	John Harbaugh	2008-pres.	164
<b>20.</b>	<b>Sean Payton</b>	<b>2006-pres.</b>	<b>163</b>

\* = Inductee into Pro Football Hall of Fame





## PAYTON AMONG BEST ACTIVE HEAD COACHES



Head Coach Sean Payton has tallied 172 wins (reg. + postseason) in his career, which is the fifth-most victories among active head coaches. Additionally, his .614 overall winning percentage as a head coach ranks tied for fourth among active coaches (min. 200 games), trailing only Andy Reid (.642), Mike Tomlin (.621) and John Harbaugh (.618).

### CAREER RECORDS, ACTIVE HEAD COACHES

Rk.	Name	Regular Season	Postseason	Total
1.	Andy Reid	263-144-1	24-16	287-160-1
2.	Mike Tomlin	177-102-2	8-10	184-112-2
3.	Mike McCarthy	170-105-2	11-11	181-115-2
4.	John Harbaugh	164-101-0	12-9	176-109-0
5.	<b>Sean Payton</b>	<b>163-101-0</b>	<b>9-8</b>	<b>172-108-0</b>

## SEASONS WITH 10 OR MORE WINS

Head Coach Sean Payton, who has served in the role for 16 years, has led teams to 10 or more wins in a single season on nine occasions. Among active coaches, Payton's nine seasons with 10+ wins ranks fifth.

### SEASONS WITH 10+ WINS, ACTIVE HEAD COACHES

Rk.	Name	Seasons
1.	Andy Reid	18
2.	Mike McCarthy	11
3.	John Harbaugh	10
	Mike Tomlin	10
5.	<b>Sean Payton</b>	<b>9</b>

## CHAMPIONSHIP PEDIGREE

Among active NFL head coaches, there are six who have appeared in at least three conference championship games while at the helm of their respective clubs. Broncos Head Coach Sean Payton has advanced to three NFC Championship Games in his career, tying him for fifth among active head coaches.

### CONF. CHAMPIONSHIP GAMES, ACTIVE HCs

Rk.	Name	No.
1.	Andy Reid	11
2.	Mike McCarthy	4
	John Harbaugh	4
	Kyle Shanahan	4
5.	<b>Sean Payton</b>	<b>3</b>
	Mike Tomlin	3

## PAYTON'S PLACE

In his first season at the helm last year, Head Coach Sean Payton led the Broncos to 357 total points. That is the third-most points scored by a Broncos' first-year head coach, behind only Mike Shanahan (388, 1995) and Wade Phillips (373, 1993).

### MOST POINTS SCORED, BRONCOS' FIRST-YEAR HEAD COACH

Rk.	Name	Year	Points
1.	Mike Shanahan	1995	388
2.	Wade Phillips	1993	373
3.	<b>Sean Payton</b>	<b>2023</b>	<b>357</b>

## 63 GAMES OVER .500

Across 16 seasons as an NFL head coach, Sean Payton has amassed a 163-101 (.617) regular-season record and is currently 62 games over .500 for his career. His 62 games over .500 ranks fifth among active coaches, trailing only Andy Reid (119), Mike Tomlin (75), Mike McCarthy (65) and John Harbaugh (63).

### GAMES OVER .500, REG. SEASON, ACTIVE HEAD COACHES

Rk.	Name	Record	Gms over .500
1.	Andy Reid	263-144-1	119
2.	Mike Tomlin	177-102-2	75
3.	Mike McCarthy	170-105-2	65
4.	John Harbaugh	164-101-0	63
5.	<b>Sean Payton</b>	<b>163-101-0</b>	<b>62</b>

## BACK ON THE RIGHT TRACK

In his first year with the Broncos last season, Head Coach Sean Payton led Denver to an 8-9 record, including a 3-3 mark in the AFC West. The eight wins are the most by a Broncos' first year head coach since Gary Kubiak (12) in 2015 and are tied for the fifth-most in club history.

### MOST WINS BY BRONCOS' FIRST YEAR HEAD COACH

Rk.	Name	Year	Wins	Losses	Ties	Pct.
1.	Gary Kubiak	2015	12	4	0	0.750
	Red Miller	1977	12	2	0	0.857
3.	Dan Reeves	1981	10	6	0	0.625
4.	Wade Phillips	1993	9	7	0	0.563
5.	<b>Sean Payton</b>	<b>2023</b>	<b>8</b>	<b>9</b>	<b>0</b>	<b>0.471</b>
	John Fox	2011	8	8	0	0.500
	Josh McDaniels	2009	8	8	0	0.500
	Mike Shanahan	1995	8	8	0	0.500

## 2024 BRONCOS ASSISTANT COACHING STAFF

(S) - Sideline; (B) - Booth  
**OFFENSE**

Joe Lombardi (B) ..... Offensive Coordinator  
 Lou Ayeni (S) ..... Running Backs  
 Pete Carmichael (S) ..... Senior Offensive Assistant  
 Keary Colbert (S) ..... Wide Receivers  
 Declan Doyle (S) ..... Tight Ends  
 Zack Grossi (B) ..... Passing Game Specialist  
 Logan Kilgore (S) ..... Offensive Quality Control  
 Austin King (B) ..... Asst. Offensive Line  
 John Morton (B) ..... Pass Game Coordinator  
 Zach Strief (S) ..... Offensive Line  
 Favian Upshaw (B) ..... Offensive Quality Control  
 Davis Webb (S) ..... Quarterbacks

**DEFENSE**

Vance Joseph (S) ..... Defensive Coordinator  
 Jamar Cain (S) ..... Defensive Line  
 Jim Leonhard (S) ..... Def. Pass Game Coord./Defensive Backs  
 Addison Lynch (B) ..... Defensive Quality Control  
 Greg Manusky (S) ..... Inside Linebackers  
 Isaac Shewmaker (B) ..... Defensive Quality Control  
 Joe Vitt (S) ..... Senior Defensive Assistant  
 Michael Wilhoite (S) ..... Outside Linebackers

**SPECIAL TEAMS**

Mike Westhoff (S) ..... Asst. Head Coach  
 Ben Kotwica (S) ..... Special Teams Coordinator  
 Chris Banjo (S) ..... Asst. Special Teams

**STRENGTH AND CONDITIONING**

Dan Dalrymple (S) ..... Strength and Conditioning  
 Korey Jones (S) ..... Assistant Strength and Conditioning  
 Shaun Snee (S) ..... Assistant Strength and Conditioning



## NIX FIRST BRONCOS ROOKIE TO START WEEK 1 MATCHUP SINCE JOHN ELWAY



Selected by the Broncos in the first round (12th overall) of the 2024 NFL Draft, QB Bo Nix was announced as the Broncos starter for their Week 1 matchup at Seattle on Aug. 21 by Head Coach Sean Payton. Nix became just the 11th quarterback drafted by the Broncos to make a start during his rookie season.

Nix also became just the second Broncos rookie QB in franchise history—and first since Pro Football Hall of Fame QB John Elway in 1983—to start the club's Week 1 matchup.

### QBs DRAFTED BY BRONCOS TO START AS A ROOKIE

Player	Rd. (Ovr.)	Starting Debut	Result
Mickey Slaughter	7th (N/A)	vs. Bos. (9/29/63)	W, 14-10
Scotty Glacken	7th (N/A)	at Buf. (12/18/66)	L, 38-21
Marlin Briscoe	14th (N/A)	vs. Cin. (10/6/68)	W, 10-7
Craig Penrose	4th (107)	vs. K.C. (12/5/76)	W, 17-16
Gary Kubiak	8th (197)	vs. Sea. (11/20/83)	W, 38-27
Tommy Maddox	1st (25)	at LAA (11/22/92)	L, 24-0
Jay Cutler	1st (11)	vs. Sea. (12/3/06)	L, 23-20
Tim Tebow	1st (25)	at Oak. (12/19/10)	L, 39-23
Paxton Lynch	1st (26)	vs. Atl. (10/9/16)	L, 23-16
Drew Lock	2nd (42)	vs. LAC (12/2/19)	W, 23-20
<b>Bo Nix</b>	<b>1st (12)</b>	<b>at Sea. (9/8/24)</b>	<b>L, 20-26</b>

### QUARTERBACKS DRAFTED BY DENVER TO START FOR THE TEAM

Player	Year Drafted	Rd. (Ovr.)	GS w/Denver
Mickey Slaughter	1963	7 (N/A)	19
Scotty Glacken	1966	7 (N/A)	1
Marlin Briscoe	1968	14 (357)	5
Chuck Pastrana	1969	11 (270)	3
John Hufnagel	1973	14 (348)	1
Craig Penrose	1976	4 (107)	4
Mark Herrmann	1981	4 (98)	1
Gary Kubiak	1983	8 (197)	5
Tommy Maddox	1992	1 (25)	4
Brian Griese	1998	3 (91)	51
Jarious Jackson	2000	7 (214)	1
Jay Cutler	2006	1 (11)	37
Tim Tebow	2010	1 (25)	14
Brock Osweiler	2012	2 (57)	7
Trevor Siemian	2015	7 (250)	24
Paxton Lynch	2016	1 (26)	4
Drew Lock	2019	2 (42)	21
<b>Bo Nix</b>	<b>2024</b>	<b>1 (12)</b>	<b>6</b>

## NIX WITH A NOSE FOR THE END ZONE

With his rushing touchdown in Week 5 against Las Vegas, quarterback Bo Nix tied quarterback Marlin Briscoe for the second-most rushing scores by a Broncos rookie signal caller (3). Only Quarterback Tim Tebow (6) recorded more in his first season in the NFL.

### MOST RUSHING TDs, BRONCOS ROOKIE QBs, TEAM HISTORY

Rk.	Player	Year	Att.	Yds.	Avg.	TDs
1.	Tim Tebow	2010	43	227	5.3	6
2.	<b>Bo Nix</b>	<b>2024</b>	<b>37</b>	<b>180</b>	<b>4.9</b>	<b>3</b>
	Marlin Briscoe	1968	41	308	7.5	3

## NIX NEARING THE TOP OF THE CHARTS



Through five career games, quarterback Bo Nix has completed 121-of-198 passes (61.1%) for 1,082 yards with five touchdowns and five interceptions (73.7 rtg.). His 121 completions are the second most by a Broncos rookie quarterback while his 61.1 completion percentage is the third highest among that group.

### MOST COMPLETIONS, BRONCOS ROOKIE QBs, TEAM HISTORY

Rk.	Player	Year	Comp.	Att.	Yds.	TDs	INTs	Rtg.
1.	John Elway	1983	123	259	1,663	7	14	54.9
2.	<b>Bo Nix</b>	<b>2024</b>	<b>121</b>	<b>198</b>	<b>1,082</b>	<b>5</b>	<b>5</b>	<b>73.7</b>
3.	Mickey Slaughter	1963	112	223	1,689	13	14	68.8
4.	Drew Lock	2019	100	156	1,020	7	3	89.7
5.	Marlin Briscoe	1968	93	224	1,589	14	13	62.9

## NIX WITH MOST COMPLETIONS BY BRONCOS ROOKIE IN FIRST CAREER START

In his first career NFL start in Week 1 at Sea. (9/8), quarterback Bo Nix completed 26-of-42 passes for 138 yards, which is the most completions by a Broncos rookie signal caller in his first career start. Additionally, his 61.9 completion percentage is the fourth highest by a Broncos rookie in his first start.



### COMPLETIONS BY BRONCOS ROOKIE IN FIRST START, TEAM HISTORY

Rk.	Player	Game	Att.	Comp.	Perc.
1.	<b>Bo Nix</b>	<b>at Sea. (9/8/24)</b>	<b>42</b>	<b>26</b>	<b>61.9</b>
2.	Paxton Lynch	vs. Atl. (10/9/16)	35	23	65.7
3.	Drew Lock	vs. LAC (12/1/19)	28	18	64.3
4.	Tommy Maddox	at Rai. (11/22/92)	26	18	69.2
5.	Craig Penrose	vs. K.C. (12/5/76)	27	11	40.7

## NIX ON POINT IN COLLEGE

Rookie quarterback Bo Nix currently stands as the NCAA Division I record holder for highest completion percentage in a season. In 2023, the Oregon product completed 364-of-470 passes (77.4 perc.) for 4,508 yards with 45 touchdowns in 14 games.

### HIGHEST COMP. PERCENTAGE, SINGLE SEASON, SINCE 1996

Rk.	Player	Year	Att.	Comp.	Perc.	Yds.
1.	<b>Bo Nix</b>	<b>2023</b>	<b>470</b>	<b>364</b>	<b>77.4</b>	<b>4,508</b>
2.	Mac Jones	2020	402	311	77.4	4,500
3.	Colt McCoy	2008	433	332	76.7	3,859
4.	Joe Burrow	2019	527	402	76.3	5,671
5.	Kellen Moore	2011	439	326	74.3	3,800



## WILLIAMS AMONG BEST BRONCOS RBs IN FIRST 43 GAMES



Broncos running back Javonte Williams has started 24-of-43 games played, posting 526 rushes for 2,094 yards (4.0 avg.) with seven touchdowns. Among Broncos running backs in their first 43 career games with the team, Williams' 2,094 rushing yards are 11th most in franchise history.

### MOST RUSHING YARDS, FIRST 43 CAREER GAMES, BRONCOS RBs

Rk.	Player	Year	Att.	Yards	Avg.	TDs
1.	Terrell Davis	1995-97	920	4,302	4.7	33
2.	Clinton Portis	2002-03	563	3,099	5.5	29
3.	Phillip Lindsay	2018-20	534	2,550	4.8	17
4.	Sammy Winder	1982-85	643	2,506	3.9	12
5.	Otis Armstrong	1973-76	520	2,485	4.8	13
6.	Mike Anderson	2000-02	533	2,438	4.6	21
7.	Bobby Humphrey	1989-91	593	2,386	4.0	14
8.	Knowshon Moreno	2009-12	589	2,386	4.1	15
9.	Tatum Bell	2004-06	481	2,342	4.9	13
10.	C.J. Anderson	2013-17	468	2,125	4.5	17
11.	<b>Javonte Williams</b>	<b>2021-24</b>	<b>526</b>	<b>2,094</b>	<b>4.0</b>	<b>7</b>

## A DUAL THREAT FROM THE BACKFIELD

Denver Broncos running back Javonte Williams has tallied 126 receptions for 763 yards (6.1 avg.) with five touchdowns in his first 43 career games. Among Broncos ball carriers in that span, Williams' 126 receptions ranks first.

### MOST RECEPTIONS, BRONCOS RBs, FIRST 43 CAREER GAMES

Rk.	Player	Years	Rec.	Yds.	Avg.	TDs
1.	<b>Javonte Williams</b>	<b>2021-24</b>	<b>126</b>	<b>763</b>	<b>6.1</b>	<b>5</b>
2.	Terrell Davis	1995-97	122	938	7.7	3
3.	Glyn Milburn	1993-94	115	849	7.4	6
4.	Knowshon Moreno	2009-12	96	843	8.8	6
5.	Dave Preston	1978-81	94	781	8.3	2

## WILLIAMS REACHES 2,000 RUSHING YARDS

With his 16 carries for 77 yards (4.8 avg.) performance against the Jets in Week 4, running back Javonte Williams eclipsed the 2,000 rushing yards mark. He became just the 12th Bronco in team history to reach that plateau in his fourth NFL season.

### BRONCOS WITH 2,000 RUSHING YARDS,

#### FIRST FOUR NFL SEASONS

Player	Years	Yards	Player	Years	Yards
Davis	1995-98	6,413	Lindsay	2018-20	2,550
Portis	2002-03	3,099	Moreno	2009-12	2,430
Winder	1982-85	2,883	Humphrey	1989-91	2,386
O. Anderson	2000-03	2,808	Bell	2004-06	2,342
Armstrong	1973-76	2,660	C. Anderson	2013-16	2,044
Little	1967-70	2,595	<b>Williams</b>	<b>2021-24</b>	<b>2,010</b>

## WILLIAMS MAKING GAINS ON THE GROUND AND IN THE AIR

Against Las Vegas in Week 5, running back Javonte Williams totaled 61 rushing yards on 13 carries (4.7 avg.) and 50 receiving yards on five catches (10.0). It is his third career game with at least 50 rushing and 50 receiving yards, which is the sixth most in team history among all running backs.



### MOST GAMES WITH 50+ REC. YARDS AND 50+ RUSH YARDS,

#### ALL RBs, TEAM HISTORY

Rk.	Player	Years	Games
1.	Floyd Little	1968-75	8
2.	Otis Armstrong	1974-76	6
3.	Terrell Davis	1995-98	5
	Knowshon Moreno	2010-13	5
5.	Clinton Portis	2022-03	4
6.	<b>Javonte Williams</b>	<b>2021-24</b>	<b>3</b>

## McLAUGHLIN TURNING HEADS TO START CAREER



In his first professional season, Broncos running back Jaleel McLaughlin appeared in all 17 games (3 starts) and totaled 570 scrimmage yards with three touchdowns (2 receiving, 1 rushing). Among undrafted rookies in 2023, McLaughlin led the league in yards from scrimmage.

Additionally, his 570 scrimmage yards were fifth most by a Broncos undrafted rookie in team annals. He is 1-of-6 such players in team history to total at least 500 scrimmage yards and first since running back Phillip Lindsay (1,278) in 2018.

### MOST SCRIMMAGE YARDS, UNDRAFTED ROOKIES, 2023

Rk.	Player	Pos.	Team	Yds.
1.	<b>Jaleel McLaughlin</b>	<b>RB</b>	<b>Denver</b>	<b>570</b>
2.	Keaton Mitchell	RB	Baltimore	489
3.	Emari Demercado	RB	Arizona	403
4.	Xavier Gipson	WR	N.Y. Jets	297
5.	Jake Bobo	WR	Seattle	199

### MOST SCRIMMAGE YARDS, BRONCOS UNDRAFTED ROOKIES,

#### SINGLE SEASONS

Rk.	Player	Pos.	Year	Yds.
1.	Phillip Lindsay	RB	2018	1,278
2.	Selvin Young	RB	2007	960
3.	Mike Bell	RB	2006	835
4.	Dave Rolle	RB	1960	623
5.	<b>Jaleel McLaughlin</b>	<b>RB</b>	<b>2023</b>	<b>570</b>



## SUTTON FIFTH-FATEST BRONCO TO 300 RECEPTIONS



In the 2024 season opener, wide receiver Courtland Sutton recorded four receptions for 38 yards (9.5 avg.) to help him eclipse the 300 career reception mark. Through 82 career games, Sutton produced 302 catches for 4,297 yards (14.2 avg.) with 24 scores.

He became just the fifth Bronco—and first since former Broncos wide receiver Demaryius Thomas in 2014—to reach 300 receptions in 82 games or less. Only Brandon Marshall (59 games), Thomas (62), Vance Johnson (79) and Rod Smith (80) reached that milestone faster.

### FASTEST TO 300 CAREER RECEPTIONS, TEAM HISTORY

Rk.	Player	Games	Rec.	Yds.	Avg.	TDs
1.	Brandon Marshall	59	312	3,907	12.5	24
2.	Demaryius Thomas	62	305	4,700	15.4	36
3.	Vance Johnson	79	300	4,240	14.1	25
4.	Rod Smith	80	303	4,536	15.0	31
5.	<b>Courtland Sutton</b>	<b>82</b>	<b>302</b>	<b>4,297</b>	<b>14.2</b>	<b>24</b>

## ONE OF THE BEST IN THE NFL

In 2023, wide receiver Courtland Sutton registered 59 receptions for 772 yards (13.1 avg.) with 10 touchdowns. Among NFL wide receivers, Sutton was 1-of-6 players who accumulated totals of at least 700 receiving yards and 10 touchdowns.

Additionally, Sutton's 10 scores ranked tied for fourth behind wide receivers Mike Evans (13), Tyreek Hill (13) and CeeDee Lamb (12).



### NFL WRs W/ AT LEAST 700 REC. YARDS & 10 TDs, 2023

Rk.	Player	Team	Rec.	Yds.	Avg.	TDs
1.	Tyreek Hill	Mia.	119	1,799	15.1	13
2.	CeeDee Lamb	Dal.	135	1,749	13.0	12
3.	Amon-Ra St. Brown	Det.	119	1,515	12.7	10
4.	Mike Evans	T.B.	79	1,255	15.9	13
5.	Jordan Addison	Min.	70	711	13.0	10
6.	<b>Courtland Sutton</b>	<b>Den.</b>	<b>59</b>	<b>772</b>	<b>13.1</b>	<b>10</b>

### RECEIVING TOUCHDOWN LEADERS, NFL WRs, 2023

Rk.	Player	Team	No.
1.	Mike Evans	Tampa Bay	13
	Tyreek Hill	Miami	13
3.	CeeDee Lamb	Dallas	12
4.	<b>Courtland Sutton</b>	<b>Denver</b>	<b>10</b>
	Jordan Addison	Minnesota	10
	Amon-Ra St. Brown	Detroit	10

## SUTTON WITH A CAREER YEAR IN 2023

Already setting a single-season career high in touchdowns, wide receiver Courtland Sutton added another score to his 2023 total against the Chargers in Week 14. He caught a 46-yard pass from quarterback Russell Wilson for his 10th score of the year.

Sutton's 46-yard touchdown catch was the second longest of his career, surpassing his 45-yard score in Week 13 at Houston. The longest touchdown of his career came on a 70-yard TD pass from quarterback Joe Flacco against the Chargers on Oct. 6, 2019.

### WR COURTLAND SUTTON'S YEAR-BY-YEAR TOUCHDOWN TOTALS

Year	Games	TDs
2018	16	4
2019	16	6
2020	1	0
2021	17	2
2022	15	2
2023	16	10
<b>TOTAL</b>	<b>81</b>	<b>24</b>

### WR COURTLAND SUTTON'S LONGEST CAREER TOUCHDOWN CATCHES

Game (Date)	Distance	Passer
at LAC (10/6/19)	70	Joe Flacco
at LAC (12/10/23)	46	Russell Wilson
at Hou. (12/3/23)	45	Russell Wilson
at Pit. (10/10/21)	39	Teddy Bridgewater
at Cin. (12/2/18)	30	Case Keenum
at Ari. (10/18/18)	28	Emmanuel Sanders

## MR. 4,000

Wide receiver Courtland Sutton posted 287 receptions for 4,047 yards (14.1 avg.) with 22 touchdowns through the first 76 games of his career. After recording 61 receiving yards in Week 12 versus Cleveland, Sutton surpassed 4,000 yards for his career.

Sutton became the 12th Broncos wideout—first since Demaryius Thomas in 2018—to accomplish the feat. Only Thomas (57), Brandon Marshall (61), Vance Johnson (74) and Rod Smith (75) hit the 4,000-yard plateau in fewer games.

### FASTEST PLAYERS TO 4,000 CAREER REC. YARDS, TEAM HISTORY

Rk.	Player	Games	Rec.	Yds.	Avg.	TDs
1.	Demaryius Thomas	57	261	4,065	15.6	33
2.	Brandon Marshall	61	327	4,019	12.3	25
3.	Vance Johnson	74	286	4,049	14.2	24
4.	Rod Smith	75	267	4,016	15.0	28
5.	<b>Courtland Sutton</b>	<b>76</b>	<b>287</b>	<b>4,047</b>	<b>14.1</b>	<b>22</b>

## SUTTON AMONG BRONCOS BEST WRs IN FIRST 87 GAMES

Broncos wide receiver Courtland Sutton's career numbers rank near the top of all Broncos wide receivers in their first 87 career games. For his career, Sutton has totaled 319 receptions for 4,536 yards (14.2 avg.) with 26 touchdowns. His 4,536 receiving yards ranks third among all Broncos wideouts in that span.

### RECEIVING YARDS, BRONCOS WRs, FIRST 87 CAREER GAMES

Rk.	Player	Rec.	Yds.	Avg.	TDs
1.	Demaryius Thomas	465	6,759	14.5	47
2.	Rod Smith	343	5,232	15.3	33
3.	<b>Courtland Sutton</b>	<b>319</b>	<b>4,536</b>	<b>14.2</b>	<b>26</b>
4.	Vance Johnson	322	4,506	14.0	27
5.	Steve Watson	231	4,207	18.2	27



## BIG-PLAY COURT

Wide receiver Courtland Sutton has recorded 319 receptions for 4,536 yards (14.2 avg.) with 26 touchdowns since being drafted by the Broncos in the second round (40th overall) of the 2018 NFL Draft. For his career, Sutton has totaled 52 "big plays receiving" (receptions of 25+ yards), which ranks third among active AFC players since the start of the 2018 campaign.

### BIG PLAYS RECEIVING (25+ YARDS), AFC, SINCE 2018

Rk.	Player	Team	Rec.	Yds.	Avg.	TDs	25+
1.	Tyreek Hill	K.C. / Mia.	604	8,649	14.3	64	89
2.	Travis Kelce	K.C.	624	7,656	12.3	52	58
<b>3.</b>	<b>Courtland Sutton</b>	<b>Den.</b>	<b>315</b>	<b>4,483</b>	<b>14.2</b>	<b>25</b>	<b>52</b>
4.	Mike Williams	LAC / NYJ	308	4,856	15.8	31	49
5.	Keenan Allen	LAC	581	6,520	11.2	37	43

## BOLLES HITS THE CENTURY MARK



After his start at left tackle in Seattle in Week 1, tackle Garett Bolles became just the sixth Bronco all-time to reach 100 career starts at offensive tackle. Also, he became the first player in team annals to reach 100 starts at left tackle.

### MOST CAREER STARTS AT TACKLE, TEAM HISTORY

Rk.	Player	Years	Starts
1.	Ken Lanier	1981-94	165
2.	Matt Lepsis	1998-2007	133
3.	Dave Studdard	1979-88	124
4.	Claudie Minor	1974-82	123
5.	Mike Current	1967-75	107
<b>6.</b>	<b>Garett Bolles</b>	<b>2017-24</b>	<b>105</b>

## VELE MAKES BIG INITIAL IMPRESSION

In his first two career games, wide receiver Devaughn Vele has caught 12 passes for 117 yards (9.8 avg.). His 12 receptions are the second most by a Bronco in his first two career games, behind only Eddie Royal (14).

Additionally, Vele's 117 receiving yards are the sixth most by a Bronco in his first two career contests.

### MOST RECEPTIONS BY A BRONCO IN FIRST TWO GAMES, TEAM HISTORY

Rk.	Player	Rec.	Yds.	Avg.	TDs
1.	Eddie Royal	14	183	13.1	2
<b>2.</b>	<b>Devaughn Vele</b>	<b>12</b>	<b>117</b>	<b>9.8</b>	<b>0</b>
3.	Demaryius Thomas	10	140	14.0	1
4.	Albert Okwuegbunam	9	105	11.7	0
5.	Greg Dulcich	8	95	11.9	1
	Jerry Jeudy	8	118	14.8	0

## DENVER WITH SECOND MULTI-SAFETY GAME

For just the second time in team history, the Broncos recorded multiple safeties in the same game after recording a pair in the second quarter in their Week 1 matchup against Seattle. It is just the third time in NFL history that a team recorded multiple safeties in a season opening game.



Additionally, it is just the seventh time since 2000—and first since 2017—that a team recorded at least two safeties in the same game.

### MULTIPLE SAFETY GAMES IN WEEK 1, NFL HISTORY

Team	Game	Safeties
<b>Denver</b>	<b>at Sea. (9/8/24)</b>	<b>2</b>
New Orleans	vs. Cle. (9/13/87)	2
N.Y. Giants	at Pit. (9/17/50)	2

### MUTIPLE SAFETY GAMES, SINCE 2000

Team	Game	Safeties
<b>Denver</b>	<b>at Sea. (9/8/24)</b>	<b>2</b>
Miami	vs. Den. (12/3/17)	2
St. Louis	at Ari. (11/6/11)	2
Minnesota	vs. G.B. (11/9/08)	2
Buffalo	vs. Hou. (11/16/03)	2
Minnesota	at Atl. (10/5/03)	2
Dallas	vs. Ari. (10/5/03)	2

## FEWER THAN 20

The Broncos have allowed less than 20 points in four games this season, including holding the Las Vegas Raiders to 18 points in Week 5. Over the last five NFL seasons (2020-24), Denver has held opponents to 19 points or fewer 35 times, which is the third most in the league in that span.

### SINGLE GAMES SURRENDERING FEWER THAN 20 POINTS, NFL, SINCE 2020

Rk.	Team	# of Games	W-L
1.	Pittsburgh	38	33-4-1
2.	San Francisco	37	33-4
	Baltimore	37	31-6
<b>4.</b>	<b>Denver</b>	<b>35</b>	<b>21-14</b>
5.	Buffalo	33	31-2

## BRONCOS FORCING HARD-FOUGHT YARDS

Denver's defense has allowed an average of 4.44 yards per play through six games, which is the third-lowest mark among all NFL teams this season. The Broncos most recently averaged under five yards allowed per play during the 2017 season (4.9 ypp).

### YARDS PER PLAY ALLOWED, 2024 SEASON

Rk.	Team	YPP
1.	N.Y. Jets	4.26
2.	Tennessee	4.32
<b>3.</b>	<b>Denver</b>	<b>4.44</b>
4.	Houston	4.76
5.	Minnesota	4.81



# DENVER BRONCOS WEEKLY RELEASE

## RED ZONE DOMINANCE

The Denver defense has allowed only four touchdowns this season on 12 red zone trips by their opponents. Their 33.3 percent mark in the red zone is the best in the NFL while their four scores allowed from inside the 20-yard line is tied for the best in the league.

### RED ZONE DEFENSE, 2024 SEASON

Rk.	Team	RZ TDs	RZ Drives	RZ %
1.	Denver	4	12	33.3
2.	New Orleans	8	21	38.1
3.	Pittsburgh	7	18	38.9
4.	Tennessee	4	10	40.0
5.	Philadelphia	7	17	41.2

## LIMITING YARDS BY GROUND AND AIR

Through six games this season, the Broncos have allowed an average of 284.3 yards per game to their opponents, which is the fourth fewest in the NFL. Only Tennessee (248.8), N.Y. Jets (255.8) and Houston (277.0) have averaged fewer yards allowed per game this year.

### TOTAL YARDS ALLOWED, 2024 SEASON

Rk.	Team	YPG
1.	Tennessee	248.8
2.	N.Y. Jets	255.8
3.	Houston	277.0
4.	Denver	284.3
5.	Miami	285.4

## DEFENSE CREATING A 'NO FLY ZONE'

This season, the Broncos' passing defense has proven to be one of the best in the NFL, allowing only 170.2 yards per game through the air in six games. It is the fifth fewest yards allowed per game in the NFL this season.

Additionally, the 170.2 net passing yards allowed by Denver is the fewest allowed by the team through six weeks of a season since 2007 (145.6 ypg).

### TOTAL NET PASSING YARDS ALLOWED, 2024 SEASON

Rk.	Team	YPG
1.	N.Y. Jets	136.6
2.	Tennessee	137.0
3.	Miami	159.6
4.	Houston	163.2
5.	Denver	170.2

## BRONCOS 'D' GETTING TO THE QB

Through six games this season, the Broncos have totaled 22 sacks, including three in their Week 6 matchup against the Chargers. That is the second-most quarterback takedowns in the NFL this season.

Their 22 sacks are also the most by the team through six games in a season since 2015 (26)

### MOST SACKS, 2024 SEASON

Rk.	Team	Sacks
1.	N.Y. Giants	26
2.	Denver	22
3.	Minnesota	20
4.	Baltimore	19
	Houston	19

## PRO BOWL PAT



In his third professional season, Broncos cornerback Pat Surtain II earned his second Pro Bowl nod. He totaled 69 tackles (59 solo), one interception and 12 passes defended.

With the selection, Surtain is just the second Broncos cornerback to earn multiple Pro Bowl nods in his first three seasons. He's also the sixth corner in franchise history to be named a Pro Bowler in consecutive seasons.

## BRONCOS CORNERBACKS WITH MULTIPLE PRO BOWL

### SELECTIONS IN FIRST THREE SEASONS

Player	No.	Years
Pat Surtain II	2	2022-23
Willie Brown^	2*	1964-65

^Pro Football Hall of Famer; \*AFL All-Star selections

## BRONCOS CBs NAMED TO PRO BOWL IN CONSECUTIVE YEARS

### Player Years

Willie Brown^	1964-65*
Louis Wright	1977-79
Champ Bailey^	2004-07, '09-12
Chris Harris Jr.	2014-16
Aqib Talib	2014-17
Pat Surtain II	2022-23

^Pro Football Hall of Famer; \*AFL All-Star selections

## SURTAIN KNOCKING IT OUT OF THE AIR

Cornerback Pat Surtain II, who totaled 36 passes defended in his first three NFL seasons, has tallied five passes defended this season. In his first 56 career games (55 starts), Surtain totaled 41 PDs, which is tied for the most amongst all Broncos in that span.

## MOST PASSES DEFENSED, FIRST 55 CAREER GAMES, TEAM HISTORY

Rk.	Player	Years	PDs
1.	Pat Surtain II	2021-24	41
	Kelly Herndon	2002-04	41
3.	Bradley Roby	2014-17	40
	Chris Harris Jr.	2011-14	40
5.	Deltha O'Neal	2000-03	39

## TAKING IT THE DISTANCE

In Week 5 against Las Vegas, cornerback Pat Surtain II intercepted Raiders quarterback Gardner Minshew and returned it 100 yards for a pick-six. It was the second longest interception return for a touchdown in team history and just the second such play to go for over 100 yards, joining cornerback Aqib Talib's 103-yard return against Dallas in 2017.



## LONGEST INT RETURN FOR A TD, TEAM HISTORY

Player	Game	Yards
Aqib Talib	vs. Dal. (9/17/17)	103
Pat Surtain II	vs. L.V. (10/6/24)	100
Chris Harris Jr.	at Bal. (12/16/12)	98
Randy Gradishar	at Cle. (10/5/80)	93
Darrent Williams	at Oak (11/13/05)	80
Ray Crockett	at Oak. (9/20/98)	80



## SURTAIN TAKING OUT THE NO. 1



Through the first four games of 2024, cornerback Pat Surtain II matched up with some of the top talent in the NFL, including wide receivers DK Metcalf, George Pickens, Mike Evans and Garrett Wilson. According to NFL Next Gen Stats, he has allowed a total of seven receptions for 75 yards in 87 routes run in those matchups.

### SURTAIN II FOLLOWING OPPOSING TEAM'S NO. 1 RECEIVER,

#### WEEKS 1-4, 2024 SEASON

Wk.	Player	Team	Routes	Rec.	Yds.
1	DK Metcalf	Sea.	24	3	29
2	George Pickens	Pit.	11	1	16
3	Mike Evans	T.B.	24	1	8
4	Garrett Wilson	NYJ	28	2	22
<b>TOTALS</b>			<b>87</b>	<b>7</b>	<b>75</b>

## SURTAIN TIED FOR MOST INTs AMONG DRAFT CLASS

Cornerback Pat Surtain II has recorded nine interceptions (167 yds.), including four during his rookie season. His nine picks are the second most by any player who was selected in the 2021 NFL Draft.

### MOST INTERCEPTIONS BY A PLAYER SELECTED IN 2021 NFL DRAFT

Rk.	Player	Team	INTs	Yds.
1.	Paulson Adebo	New Orleans	10	150
2.	<b>Pat Surtain II</b>	<b>Denver</b>	<b>9</b>	<b>167</b>
3.	Andre Cisco	Jacksonville	8	158
4.	Talanoa Hufanga	San Francisco	7	109
	Camryn Bynum	Minnesota	7	47

## P2 SAYS NO

Totaling 41 passes defended since being drafted by Denver with the ninth overall pick of the 2021 NFL Draft, cornerback Pat Surtain II is the first Bronco since at least 1999 to record double-digit PDs in each of his first three seasons. Additionally, Surtain is the fifth player since 2018 to accomplish the feat.

### BRONCOS W/ 10+ PDs IN EACH FOR THEIR FIRST THREE SEASONS

Rk.	Player	Years	No.
1.	<b>Pat Surtain II</b>	<b>2021-23</b>	<b>3</b>
2.	Bradley Roby	2014-15	2
	Kelly Herndon	2003-04	2

### CBs W/ 10+ PDs IN EACH OF THEIR FIRST 3 SEASONS, SINCE 2018

Player	Years	Team	No.
<b>Pat Surtain II</b>	<b>2021-23</b>	<b>Broncos</b>	<b>3</b>
Asante Samuel Jr.	2021-23	L.A. Chargers	3
Trevon Diggs	2020-22	Cowboys	3
Jaire Alexander	2018-20	Packers	3
Denzel Ward	2018-20	Browns	3

## SURTAIN LOCKING UP OPPONENTS



According to *Pro Football Focus* and NextGen Stats, cornerback Pat Surtain II has been one of the best in coverage in the NFL, tying for the fewest (10) receptions among those at their position (min. 200 coverage snaps). Additionally, Surtain has allowed the third-lowest passer rating when targeted (43.0) this season among cornerbacks with at least 150 coverage snaps.

### FEWEST REC. ALLOWED BY A CB (MIN. 200 COVERAGE SNAPS),

#### 2024 SEASON, PER PRO FOOTBALL FOCUS

Rk.	Player	Team	Rec.	Yds.
1.	<b>Pat Surtain II</b>	<b>Denver</b>	<b>10</b>	<b>111</b>
	Jaylon Johnson	Chicago	10	113
3.	Jaycee Horn	Carolina	13	150
4.	Trent McDuffie	Kansas City	14	123
5.	Donte Jackson	Pittsburgh	15	154

### LOWEST PASSER RATING ALLOWED BY A CB (MIN. 150 COV. SNAPS),

#### 2024 SEASON, PER NEXTGEN STATS

Rk.	Player	Team	Rtg.
1.	Jaylon Johnson	Chicago	20.8
2.	Donte Jackson	Pittsburgh	36.3
3.	<b>Pat Surtain II</b>	<b>Denver</b>	<b>43.0</b>
4.	Christian Benford	Buffalo	49.7
5.	Stephon Gilmore	Minnesota	60.3

## McMILLIAN AN UNDRAFTED GEM



In his first 23 career games, cornerback Ja'Quan McMillian has totaled 85 tackles. That is the second most by a Broncos undrafted defensive back in that span, behind only cornerback Chris Harris Jr. (102).

### MOST TACKLES BY A BRONCOS UNDRAFTED DB, FIRST 23 GAMES

Player	Seasons	Tackles
Chris Harris Jr.	2011-12	102
<b>Ja'Quan McMillian</b>	<b>2022-24</b>	<b>85</b>
Duke Ihenacho	2012-13	75
Kelly Herndon	2002-03	54
George Coghill	1999	39



## McMILLIAN NOT AFRAID TO MIX IT UP

In just his third season in the NFL, CB Ja'Quan McMillian has recorded 85 tackles (64 solo), two sacks (15. yds.), two interceptions (14 yds.), six passes defended, two forced fumbles, two fumble recoveries and eight tackles for loss. His eight tackles for loss are tied for the third most by a Broncos' cornerback in team history, behind only Chris Harris Jr. (23) and Champ Bailey (13).

### MOST TFLs, TEAM HISTORY

Player	Years	TFLs
Chris Harris Jr.	2011-19	23
Champ Bailey	2004-13	13
<b>Ja'Quan McMillian</b>	<b>2022-24</b>	<b>8</b>
Bradley Roby	2014-18	8
Aqib Talib	2014-17	5

## McMILLIAN BREAKS SINGLE-SEASON FRANCHISE

### RECORD FOR MOST TFLs IN SINGLE SEASON BY A DB


In 2023, cornerback Ja'Quan McMillian recorded seven tackles for loss. He also totaled three games that season with multiple TFLs.

His seven tackles for loss were a single-season franchise record for defensive backs. He surpassed former Broncos safeties T.J. Ward (6, 2014) and Brian Dawkins (6, 2009) during the team's Week 14 matchup against the L.A. Chargers.

### MOST TFLs BY A BRONCOS DB, SINGLE SEASON, TEAM HISTORY

Rk.	Player	Year	No.
1.	<b>Ja'Quan McMillian</b>	<b>2023</b>	<b>7</b>
2.	T.J. Ward	2014	6
	Brian Dawkins	2009	6
4.	Chris Harris Jr.	2014	5
	Bradley Roby	2014	5
	Chris Harris Jr.	2013	5
	Brian Dawkins	2011	5

## JONES BECOMING A PLAYMAKER



In his first season with the Broncos in 2024, safety Brandon Jones has solidified himself as a playmaker in the secondary, recording one interception, one forced fumble and one fumble recovery in the first four weeks. He joined safety Darian Stewart (2015), cornerback Bradley Roby (2015) and defensive end Elvis Dumervil (2007) as the only Broncos to record those numbers in that span since 2000.

### PLAYERS WITH AT LEAST 1 INT, FF & FR IN FIRST FOUR WEEKS, BY A BRONCO, SINCE 2000

Player	Season	INTs	FFs	FRs
<b>Brandon Jones</b>	<b>2024</b>	<b>1</b>	<b>1</b>	<b>1</b>
Darian Stewart	2015	1	1	1
Bradley Roby	2015	1	1	1
Elvis Dumervil	2007	1	1	1

## LOCKE CLIMBING THE CHARTS

Now in his fifth season in the NFL, safety P.J. Locke has recorded 96 tackles (65 solo), four sacks (44 yds.), one interception (14 yds.), eight passes defended and three forced fumbles in his career. His four sacks are the 10th most by a Broncos safety in team history.



### MOST SACKS, BRONCOS SAFETIES, TEAM HISTORY

Rk.	Player	Years	Sacks
1.	Dennis Smith	1981-94	15
2.	Randy Robbins	1984-91	8
3.	John Lynch	2004-07	7
4.	Eric Brown	1998-2001	5.5
5.	Steve Atwater	1989-98	5
	Brian Dawkins	2009-11	5
	Kenoy Kennedy	2000-04	5
	T.J. Ward	2014-16	5
9.	Justin Simmons	2016-23	4.5
<b>10.</b>	<b>P.J. Locke</b>	<b>2020-24</b>	<b>4</b>

## UNDER PRESSURE



In six games this season, DE Zach Allen has totaled 29 quarterback pressures, according to *Pro Football Focus*. That is tied for the third most in the entire NFL—behind only defensive end Aidan Hutchinson (40) and Nick Bosa (35)—and is the most by any interior defensive lineman in the NFL.

### MOST QB PRESSURES, 2024, PER PRO FOOTBALL FOCUS

Rk.	Player	Team	Pressures
1.	Aidan Hutchinson	Detroit	40
2.	Nick Bosa	San Francisco	35
3.	<b>Zach Allen</b>	<b>Denver</b>	<b>29</b>
	Jonathan Greenard	Minnesota	29

## ZACH ATTACK

Defensive end Zach Allen has appeared in 68 regular-season games (58 starts) since entering the NFL. He's recorded 227 tackles (124 solo), 20.0 sacks (131.5 yds.), one interception (25 yds.), 16 passes defended, one forced fumble and three fumble recoveries in his career.

Among active defensive ends since the start of 2020, Allen is 1-of-5 players to accumulate totals at least 15 sacks and 15 PDs.

### ACTIVE DES W/ AT LEAST 15 SACKS & 15 PDS, SINCE 2020

Rk.	Player	Team	Sacks	Yds.	PDs
1.	Maxx Crosby	L.V.	47.5	337.0	16
2.	Cameron Jordan	N.O.	30.5	193.0	16
3.	DeMarcus Lawrence	Dal.	22.5	145.5	16
4.	<b>Zach Allen</b>	<b>Ari. / Den.</b>	<b>20.0</b>	<b>131.5</b>	<b>16</b>
5.	A.J. Epenesa	Buf.	16.5	121.5	15





## CAN'T STOP ZACH

Through six games in 2024, defensive end Zach Allen has been one of the most disruptive players along the interior defensive line in the NFL. According to *Pro Football Focus*, Allen has earned a 14.8 pass rush win percentage, which is the fourth-highest among all NFL defensive linemen with at least 125 pass rush snaps.

### PASS RUSH WIN PERCENTAGE, INTERIOR DEFENSIVE LINEMEN,

#### MIN. 125 PASS RUSH SNAPS, PER *PRO FOOTBALL FOCUS*

Rk.	Player	Team	Win %
1.	Chris Jones	K.C.	21.7
2.	Cameron Heyward	Pit.	18.8
3.	Tershawn Wharton	K.C.	16.1
4.	<b>Zach Allen</b>	<b>Den.</b>	<b>14.8</b>
5.	Vita Vea	T.B.	14.4

## ALLEN A DISRUPTIVE FORCE

So far in 2024, defensive end Zach Allen has been one of the best interior defensive linemen at getting to the quarterback and forcing hurried throws. According to *Pro Football Focus*, Allen has hurried opposing quarterbacks a total of 19 times, which is the second most among all interior defensive linemen.

### QUARTERBACK HURRIES, INTERIOR DEFENSIVE LINEMEN

Rk.	Player	Team	Hurries
1.	Chris Jones	K.C.	20
2.	<b>Zach Allen</b>	<b>Den.</b>	<b>19</b>
3.	Kobie Turner	LAR	17
	Daron Payne	Was.	17
5.	Braden Fiske	LAR	14
	Jarran Reed	Sea.	14

## COOPER: MOST SACKS OF ANY SEVENTH-ROUND

### DRAFT PICK SINCE 2019



Outside linebacker Jonathon Cooper, who was selected by the Broncos in the seventh round (239th overall) of the 2021 NFL Draft, has accumulated 17.5 sacks (125.0 yds.) in 53 career games played (37 starts). In the first six games of the 2024 season, Cooper has recorded 4.5 sacks (24.5 yds.).

Among players selected in the seventh round of an NFL Draft since 2019, Cooper's 17.5 sacks are the most.

### MOST SACKS BY A PLAYER SELECTED IN THE SEVENTH ROUND

#### OF AN NFL DRAFT, SINCE 2019

Rk.	Player	Draft Yr.	Rd. (Pick)	Sacks
1.	<b>Jonathon Cooper</b>	<b>2021</b>	<b>7 (239)</b>	<b>17.5</b>
2.	Kaden Elliss	2019	7 (244)	12.0
3.	Casey Toohill	2020	7 (233)	8.0
4.	James Smith-Williams	2020	7 (229)	7.0
5.	Kamren Curl	2020	7 (216)	5.0

## COOPER A SEVENTH-ROUND STEAL

For his career, outside linebacker Jonathon Cooper has accumulated 17.5 sacks (125.0 yds.). His 17.5 career sacks are the fourth most by a player in a Broncos uniform who was selected in the seventh round or later of an NFL Draft.

### MOST CAREER SACKS IN BRONCOS UNIFORM, PLAYERS SELECTED

#### IN THE SEVENTH ROUND OR LATER

Rk.	Player	Yr. Drafted	Rd. (Pick)	Sacks	Yds.
1.	Karl Mecklenburg	1983	12 (310)	79.0	179
2.	Maa Tanuvasa	1993	13 (209)	33.0	195
3.	Shelby Harris	2014	7 (235)	21.5	138.5
4.	<b>Jonathon Cooper</b>	<b>2021</b>	<b>7 (239)</b>	<b>17.5</b>	<b>125.0</b>
5.	Ken Woodard	1982	10 (274)	11.0	N/A


## COOP AND THE QB

After tallying his third career multi-sack game against Seattle in Week 1, outside linebacker Jonathon Cooper has now totaled the second-most multi-sack performances by a player selected by the Broncos in the seventh round or later of the NFL Draft. Only Ring of Fame linebacker Karl Mecklenburg (14) has recorded more.

### MOST MULTI-SACK GAMES BY A PLAYER DRAFTED IN THE SEVENTH ROUND OR LATER, TEAM HISTORY

Rk.	Player	Year Drafted	Games
1.	Karl Mecklenburg	1983	14
2.	<b>Jonathon Cooper</b>	<b>2021</b>	<b>3</b>
3.	Greg Bracelin	1980	1
	Walt Bowyer	1983	1
	Ken Woodard	1982	1
	Ray Phillips	1986	1
	Monsanto Pope	2002	1

## ELLISS LEADING ROOKIE CLASS



In six games this season, Broncos' rookie outside linebacker Jonah Elliss has recorded 10 tackles (7 solo) and 1.5 sacks (9 yds.). Going into Week 7, he is tied for the most sack among all rookies this season.

### MOST SACKS, 2024 ROOKIES

Rk.	Player	Team	Rd. (Pick)	Sacks
1.	<b>Jonah Elliss</b>	<b>Den.</b>	<b>3 (76)</b>	<b>1.5</b>
	Edgerrin Cooper	G.B.	2 (45)	1.5
	Leonard Taylor III	NYJ	CFA	1.5
4.	11 Players Tied	--	--	1.0



## WALLACE AMONG BEST UNDRAFTED DEFENSIVE BACKS

Since joining the NFL in 2018 as a college free agent, cornerback Levi Wallace has appeared in 89 games (70 starts) and produced 310 tackles (239 solo), 12 interceptions (37 yds.), 55 passes defended and one fumble recovery.

His 55 passes defended are the fifth most among active undrafted cornerbacks while his 12 interceptions are tied for the second most among those at his position who were not drafted.

### MOST PDS, ACTIVE UNDRAFTED CORNERBACKS, SINCE 2016

Rk.	Player	INTs	Yds.	PDs
1.	Michael Davis	8	131	69
2.	Charvarius Ward	10	110	67
3.	Darious Williams	10	93	63
4.	Kenny Moore II	17	351	57
5.	<b>Levi Wallace</b>	<b>12</b>	<b>37</b>	<b>55</b>

### MOST INTs, ACTIVE UNDRAFTED CORNERBACKS, SINCE 2016

Rk.	Player	INTs	Yds.	PDs
1.	Kenny Moore II	17	351	57
2.	<b>Levi Wallace</b>	<b>12</b>	<b>37</b>	<b>55</b>
	Mike Hilton	12	131	52
4.	Jonathan Jones	11	129	54
	Charvarius Ward	10	110	67
	Darious Williams	10	93	63

## D.J. KNOCKING IT OUT

In his second season with the Broncos in 2023, defensive tackle D.J. Jones recorded 46 tackles (30 solo), two sacks (23 yds.), three forced fumbles and two fumble recoveries.

His three forced fumbles were the most by a Broncos defensive tackle in a single season since at least 1999. He was also just the fifth Denver defensive lineman to record multiple forced fumbles and fumble recoveries in the same season since at least 1991 and first to do so since defensive end Elvis Dumervil in 2007.

### MOST FORCED FUMBLES IN A SEASON BY A BRONCOS DEFENSIVE TACKLE, SINCE 1999

Rk.	Player	Year	FFs
1.	<b>D.J. Jones</b>	<b>2023</b>	<b>3</b>
2.	Trevor Pryce	1999	2
	Trevor Pryce	2000	2
	Keith Traylor	2000	2

## FIRST IMPRESSIONS FOR TILLMAN

In his NFL debut in Week 3, outside linebacker Dondrea Tillman sacked Buccaneers QB Baker Mayfield twice to help the Broncos reach seven sacks in the game. He became just the fourth undrafted player in the NFL since 1990 to record multiple sacks in his NFL debut, joining linebacker Howard Jones, defensive end Ryan Delaire and defensive end Kendrick Office.

### MULTI-SACK GAME IN NFL DEBUT, UNDRAFTED PLAYERS, SINCE 1990

Player	Team	Game (Date)	Sacks
<b>Dondrea Tillman</b>	<b>Den.</b>	<b>at T.B. (9/22/24)</b>	<b>2</b>
Howard Jones	T.B.	vs. Jac. (10/11/15)	2
Ryan Delaire	Car.	at T.B. (10/4/15)	2
Kendrick Office	Buf.	at N.E. (11/11/01)	2

## BRONCOS W/ IMMENSE SUCCESS IN PUNT RETURN GAME

In 2023, Denver returned 20 punts for 326 yards and posted the league's highest punt return average (16.3.). The 16.3 yards per punt return is the highest by a Broncos team in a single season.

### HIGHEST PUNT RETURN AVERAGE, 2023

Rk.	Team	Returns	Yds.	Avg.
1.	<b>Denver</b>	<b>20</b>	<b>326</b>	<b>16.3</b>
2.	L.A. Chargers	24	385	16.0
3.	Baltimore	29	417	14.4
	Philadelphia	29	417	14.4
5.	New Orleans	32	392	12.3

### HIGHEST PUNT RETURN AVERAGE, SINGLE SEASONS, TEAM HISTORY

Rk.	Season	Returns	Yds.	Avg.
1.	<b>2023</b>	<b>20</b>	<b>326</b>	<b>16.3</b>
2.	1982	21	305	14.5
3.	1997	41	544	13.5
4.	1967	26	351	13.5
5.	2020	20	267	13.4

## MARVIN MIMS JR.: PRO BOWLER, ALL-PRO & ALL-ROOKIE TEAM SELECTION



Selected by the Broncos in the second round (63rd overall) of the 2023 NFL Draft, wide receiver Marvin Mims Jr. posted impressive numbers as a returner. He totaled 19 punt returns for 312 yards (16.4 avg.) and 15 kickoff returns for 397 yards (26.5 avg.) with one touchdown.

Mims' efforts in 2023 earned him Pro Bowl and second-team All-Pro selections as a rookie. Additionally, he was named to the NFL's all-rookie team.

Mims was the sixth Broncos rookie—and first since RB Phillip Lindsay in 2018—to be named to the Pro Bowl. He was also just the third Bronco to receive a Pro Bowl nod as a return specialist.

### BRONCOS ROOKIES NAMED TO THE PRO BOWL

Player	Year
<b>Marvin Mims Jr.</b>	<b>2023</b>
Phillip Lindsay	2018
Von Miller	2011
Jim Fraser	1962*
Donnie Stone	1961*

\*AFL All-Star selections

### BRONCOS RETURN SPECIALISTS NAMED TO THE PRO BOWL

Player	No.	Years
Rick Upchurch	3	1977-78, '82
<b>Marvin Mims Jr.</b>	<b>1</b>	<b>2023</b>
Glyn Milburn	1	1995



## MIMS SHOWING EXPLOSIVENESS ON RETURNS

Since his rookie campaign in 2023, wide receiver Marvin Mims Jr. has been one of the best kick returners in the NFL, averaging 14.8 yards per punt return and 25.9 yards per kickoff return. His 14.8 yards per punt return is the highest in team history among players with at least 10 returns while his 25.9 kickoff return average is the sixth highest among Broncos with at least 15 returns.

### HIGHEST PUNT RETURN AVERAGE, TEAM HISTORY (MIN. 10 RETURNS)

Rk.	Player	Returns	Yds.	Avg.
1.	<b>Marvin Mims</b>	<b>32</b>	<b>475</b>	<b>14.8</b>
2.	Darrien Gordon	74	922	12.5
3.	Rod Smith	53	647	12.2
4.	Rick Upchurch	248	3,008	12.1
5.	Charley Mitchell	21	251	12.0

### HIGHEST KICKOFF RETURN AVERAGE, TEAM HISTORY (MIN. 15 RETURNS)

Rk.	Player	Returns	Yds.	Avg.
1.	Trindon Holliday	39	1,133	29.1
2.	Quan Cosby	17	457	26.9
3.	Goldie Sellers	25	661	26.4
4.	Kevin Kasper	29	765	26.4
5.	Abner Haynes	43	1,130	26.3
6.	<b>Marvin Mims</b>	<b>18</b>	<b>466</b>	<b>25.9</b>

## LUTZ LIGHTING UP THE SCOREBOARD



Broncos kicker Wil Lutz has appeared in 120 career regular-season games, making 208-of-243 field goals (85.6%) and 324-of-333 extra points (97.3%). For his career, Lutz has totaled 948 kicking points which ranks third among kickers since 2016.

### MOST KICKING POINTS, REG. SEASON, SINCE 2016

Rk.	Player	FGM	FGA	XPM	XPA	Pts.
1.	Justin Tucker	275	303	346	352	1,171
2.	Greg Zuerlein	242	285	271	285	997
3.	<b>Wil Lutz</b>	<b>208</b>	<b>243</b>	<b>324</b>	<b>333</b>	<b>948</b>
4.	Harrison Butker	209	235	319	338	946
5.	Matt Prater	222	263	270	281	936

## LUTZ TURNS SIX INTO SEVEN

For his career, Broncos kicker Wil Lutz has made 324-of-333 extra points (97.3%). Among kickers since 2016, Lutz's 97.3% percent success rate ranks third behind Justin Tucker and Tyler Bass.

### HIGHEST EXTRA POINT PERCENTAGE, SINCE 2016

Rk.	Player	XPM	XPA	Pct.
1.	Justin Tucker	346	352	.983
2.	Tyler Bass	221	227	.974
3.	<b>Wil Lutz</b>	<b>324</b>	<b>333</b>	<b>.973</b>
4.	Jason Sanders	236	243	.971
5.	Brandon McManus	236	244	.967

## LUTZ REACHES 200 FIELD GOALS MADE

In Week 2 against Pittsburgh, kicker Wil Lutz went 2-of-2 and eclipsed the 200 career field goals made mark in just his 116th game. He tied kickers Dan Bailey and Robbie Gould for the eighth fastest kickers in NFL history to reach that mark.

### FASTEST PLAYERS TO REACH 200 FIELD GOALS MADE

Rk.	Player	GP	FGM	FGA	Pct.
1.	Justin Tucker	95	200	222	90.1
2.	Harrison Butker	109	201	225	89.3
3.	Dustin Hopkins	114	202	238	84.9
4.	Dan Carpenter	115	202	239	84.5
	Chris Boswell	115	200	232	86.2
	Graham Gano	115	200	247	81.0
	Mike Vanderjagt	115	200	230	87.0
8.	<b>Wil Lutz</b>	<b>116</b>	<b>200</b>	<b>234</b>	<b>97.2</b>
	Dan Bailey	116	200	228	87.7
	Robbie Gould	116	200	234	85.5


## LUTZ WITH SEVEN SEASONS OF 100+ POINTS

Since making his NFL debut with New Orleans in 2016, kicker Wil Lutz has posted seven seasons in which he has totaled 100 or more kicking points. Among kickers in that span, Lutz's seven such campaigns ranks second, trailing only kicker Justin Tucker.

### MOST SEASONS WITH 100+ KICKING POINTS, SINCE 2016

Rk.	Player	Team	No.
1.	Justin Tucker	Bal.	8
2.	<b>Wil Lutz</b>	<b>N.O. / Den.</b>	<b>7</b>
	Greg Zuerlein	LAR / Dal. / NYJ	7
	Matt Prater	Det. / Ari.	7

## DIXON PINNING THEM DEEP



In 55 games with the Broncos in his career, punter Riley Dixon has punted 276 times for 12,689 yards (46.0 avg. / 41.5 net), including 92 punts inside of the 20-yard line and only 17 touchbacks. His 95 punts inside the 20-yard line with the Broncos are the fourth most by any punter in team history.

### MOST PUNTS INSIDE THE 20, TEAM HISTORY

Rk.	Player	Punts	Yds.	Gross	Net	I20	TBs
1.	Tom Rouen	541	28,146	43.9	36.2	182	75
2.	Britton Colquitt	472	21,327	45.2	39.1	149	29
3.	Mike Horan	374	15,911	42.5	36.5	107	29
4.	<b>Riley Dixon</b>	<b>276</b>	<b>12,689</b>	<b>46.0</b>	<b>41.5</b>	<b>95</b>	<b>17</b>
5.	Luke Prestridge	377	15,754	41.8	34.7	80	30