



DENVER BRONCOS WEEKLY RELEASE

3 World Championships • 8 Super Bowls • 10 AFC Title Games • 16 AFC West Titles • 24 Playoff Berths • 31 Winning Seasons



REGULAR SEASON WEEK 18

Denver Broncos (13-3) vs. Los Angeles Chargers (11-5)

Date: Sunday, Jan. 4, 2026

Time: 2:25 p.m. MST

Stadium: Empower Field at Mile High

Location: Denver

BROADCAST INFORMATION

TELEVISION



Play-by-Play: Jim Nantz

Analyst: Tony Romo

Sideline: Tracy Wolfson

NATIONAL RADIO



Play-by-Play: Larry Kahn

Analyst: Marvin Lewis

LOCAL RADIO



Play-by-Play: Dave Logan

Analyst: Rick Lewis

Sideline: Susie Wargin

2025 DENVER BRONCOS SCHEDULE

PRESEASON (3-0)

Wk. Day	Date	Opponent	Site	Time/Result	TV/Rec.
1 Sat.	Aug. 9	at San Francisco	Levi's Stadium	W, 30-9	1-0
2 Sat.	Aug. 16	ARIZONA	Empower Field at Mile High	W, 27-7	2-0
3 Sat.	Aug. 23	at New Orleans	Caesars Superdome	W, 28-19	3-0

REGULAR SEASON (13-3)

Wk. Day	Date	Opponent	Site	Time/Result	TV/Rec.
1 Sun.	Sept. 7	TENNESSEE	Empower Field at Mile High	W, 20-12	1-0
2 Sun.	Sept. 14	at Indianapolis	Lucas Oil Stadium	L, 28-29	1-1
3 Sun.	Sept. 21	at L.A. Chargers	SoFi Stadium	L, 20-23	1-2
4 Mon.	Sept. 29	CINCINNATI	Empower Field at Mile High	W, 28-3	2-2
5 Sun.	Oct. 5	at Philadelphia	Lincoln Financial Field	W, 21-17	3-2
6 Sun.	Oct. 12	at N.Y. Jets	Tottenham Hotspur Stadium	W, 13-11	4-2
7 Sun.	Oct. 19	N.Y. GIANTS	Empower Field at Mile High	W, 33-32	5-2
8 Sun.	Oct. 26	DALLAS	Empower Field at Mile High	W, 44-24	6-2
9 Sun.	Nov. 2	at Houston	NRG Stadium	W, 18-15	7-2
10 Thurs.	Nov. 6	LAS VEGAS	Empower Field at Mile High	W, 10-7	8-2
11 Sun.	Nov. 16	KANSAS CITY	Empower Field at Mile High	W, 22-19	9-2
12		BYE			
13 Sun.	Nov. 30	at Washington	Northwest Stadium	W, 27-26 (OT)	10-2
14 Sun.	Dec. 7	at Las Vegas	Allegiant Stadium	W, 24-17	11-2
15 Sun.	Dec. 14	GREEN BAY	Empower Field at Mile High	W, 34-26	12-2
16 Sun.	Dec. 21	JACKSONVILLE	Empower Field at Mile High	L, 20-34	12-3
17 Thurs.	Dec. 25	at Kansas City	GEHA Field at Arrowhead Stadium	W, 20-13	13-3
18 Sun.	Jan. 4	L.A. CHARGERS	Empower Field at Mile High	2:25 p.m. MST	CBS

MATCHUP PREVIEW

After clinching their 16th AFC West title in franchise history, the **Denver Broncos (13-3)** close out the regular-season slate when they host the **Los Angeles Chargers (11-5)** on Sunday (2:25 p.m. MST, CBS) at Empower Field at Mile High. Denver's four wins against divisional opponents this year are the most by the club since 2015.



Denver has also recorded seven wins at home this season, which is tied for the seventh most in team history.

QUICK HITS

The Broncos have recorded 12 comeback victories this season, the most by any team in a single season in NFL history. [See Page 6](#)

Six Broncos were selected to participate in the 2026 Pro Bowl Games, tied for the most among all teams in 2026. [See Page 7](#)

Head Coach **Sean Payton** is tied for the second-most 10-win seasons (11) among active head coaches. [See Page 9](#)

Quarterback **Bo Nix** has recorded 23 wins in his career, which is the second-most victories in a quarterback's first two seasons in NFL history. [See Page 10](#)

Wide receiver **Courtland Sutton** became the first Bronco since wide receivers Demaryius Thomas and Emmanuel Sanders in 2016 to record 1,000 receiving yards in back-to-back seasons. [See Page 12](#)

Tackle **Garett Bolles** is the only tackle with 975 offensive snaps to not allow a sack this season according to PFF. [See Page 16](#)

Denver's defense is allowing just 19.3 points per game this year, which is the fourth-best mark in the NFL. [See Page 17](#)

Cornerback **Pat Surtain II** became just the second player in team history and seventh cornerback in league history to be named AP Defensive Player of the Year in 2024. [See Page 18](#)

Defensive lineman **Zach Allen** has recorded the second-most seasons by a defensive lineman with at least 40 quarterback hits (2). [See Page 21](#)

Outside linebacker **Jonathon Cooper** has notched the most sacks (31.5) by a seventh-round pick since 1994 in his first 80 career games. [See Page 23](#)

Safety **Devon Key** is tied for the most special-teams tackles (24) in the NFL this season. [See Page 25](#)

BRONCOS PUBLIC RELATIONS STAFF

Patrick Smyth - Chief Communications Officer • Erich Schubert - Vice President of Communications & Content • Megan Boyle - Sr. Manager of Strategic Communications
Tyler Gorse - Sr. Coordinator of Football Communications • Emma Levine - Communications Assistant



BRONCOS/CHARGERS TEAM COMPARISON



NFL Top 10
NFL Bottom 10



13-3

11-5

GENERAL

-5 (T-25th)	TURNOVER MARGIN (RK)	4 (T-8th)
30:49 (9th)	TIME OF POSSESSION AVG. (RK)	32:55 (1st)

OFFENSE

349.1 (9th)	NET YARDS PER GAME (RK)	341.1 (12th)
5.40 (15th)	YARDS PER PLAY (RK)	5.32 (16th)
23.9 (14th)	POINTS PER GAME (RK)	22.8 (T-16th)
118.9 (19th)	NET RUSHING YPG (RK)	122.1 (12th)
230.2 (9th)	NET PASSING YPG (RK)	219.0 (15th)
11 (T-16th)	HAD INTERCEPTED (RK)	13 (T-23rd)
6 (T-7th)	FUMBLES LOST (RK)	6 (T-7th)
17 (T-12th)	GIVEAWAYS (RK)	19 (T-16th)
19 (1st)	SACKS ALLOWED (RK)	56 (29th)
41.7% (10th)	THIRD DOWN PCT. (RK)	46.8% (3rd)
61.1% (10th)	RED ZONE PCT. (RK)	49.1% (27th)

DEFENSE

282.1 (3rd)	NET YARDS PER GAME (RK)	288.1 (4th)
4.55 (1st)	YARDS PER PLAY (RK)	5.08 (10th)
19.3 (4th)	POINTS PER GAME (RK)	20.1 (7th)
89.7 (2nd)	NET RUSHING YPG (RK)	104.7 (9th)
192.4 (8th)	NET PASSING YPG (RK)	183.4 (6th)
9 (T-19th)	INTERCEPTIONS (RK)	19 (3rd)
3 (T-30th)	FUMBLE RECOVERIES (RK)	4 (T-28th)
12 (T-28th)	TAKEAWAYS (RK)	23 (7th)
64 (1st)	SACKS (RK)	41 (T-10th)
33.6% (2nd)	THIRD DOWN PCT. (RK)	35.3% (6th)
44.4% (2nd)	RED ZONE PCT. (RK)	50.0% (4th)

SPECIAL TEAMS

47.6 (14th)	GROSS PUNTING AVG. (RK)	47.5 (15th)
41.0 (T-18th)	NET PUNTING AVG. (RK)	41.3 (17th)
13.9 (T-5th)	PUNT RETURN AVG. (RK)	6.3 (T-29th)
10.6 (T-17th)	PUNT RETURN AVG. AGAINST (RK)	14.2 (30th)
25.3 (21st)	KICKOFF RETURN AVG. (RK)	24.9 (T-25th)
27.8 (27th)	KICKOFF RETURN AVG. AGAINST (RK)	27.7 (T-25th)
85.7% (T-17th)	FIELD GOAL PCT. (RK)	92.5% (5th)

PENALTIES

123 (29th)	PENALTIES COMMITTED	99 (14th)
113 (7th)	OPPONENT PENALTIES COMMITTED	99 (22nd)

BRONCOS/CHARGERS IND. COMPARISON



PASSING YARDS

Nix	3,790	Herbert	3,727
		Lance	90

RUSHING YARDS

Dobbins*	772	Vidal	631
Harvey	512	Hampton	545
Nix	307	Herbert	498

RECEIVING YARDS

Sutton	1,012	McConkey	789
Franklin	709	Allen	741
Engram	416	Johnston	735

POINTS SCORED

Lutz	110	Dicker	145
Harvey	72	Johnston	48
Sutton	44	McConkey	36

INTERCEPTIONS

Tillman	2	Jackson/Jefferson	4
Seven Players	1	James	3
		Henley/Mickens	2

SACKS

Bonitto	12.5	Tuipulotu	13.0
Cooper	8.0	Oweh	7.0
Franklin-Myers	7.5	Mack	5.5

DEFENSIVE TACKLES

Singleton	128	Henley	100
Hufanga	103	James	94
Jones*	78	Molden	52

KICKOFF RETURNS (AVG.)

Mims Jr.	25 (26.3)	Davis	18 (25.8)
Badie	17 (26.6)	Lambert-Smith	16 (23.3)

PUNT RETURNS (AVG.)

Mims Jr.	27 (15.4)	Davis	10 (6.6)
Bandy*	5 (5.8)	Still	5 (7.2)

FIELD GOALS

Lutz	24/28 (85.7)	Dicker	37/40 (92.5)
----------------	--------------	------------------	--------------

PUNTS (GROSS/NET AVG.)

Crawshaw	69 (47.6/41.0)	Scott	53 (47.5/41.3)
--------------------	----------------	-----------------	----------------

* - Player not currently on active roster



DENVER BRONCOS WEEKLY RELEASE

BRONCOS/CHARGERS SERIES BREAKDOWN

Series Meetings:	131
Broncos Record:	72-58-1 (Home: 45-19-1 / Away: 27-39-0)
First Game:	LAC 23, at Den. 19 (10/16/60)
Last Game:	at LAC 23, Den. 20 (9/21/25)
Current Streak:	Lost 3
Longest Den. Win Streak:	7 (11/16/75 - 9/17/78)
Longest LAC Win Streak:	6 (12/22/63 - 10/30/66)
Last Den. Home Win:	at Den. 16, LAC 9 (12/31/23)
Last Den. Home Loss:	LAC 23, at Den. 16 (10/13/24)
Last Den. Road Win:	Den. 24, at LAC 7 (12/10/23)
Last Den. Road Loss:	at LAC 23, Den. 20 (9/21/25)
Den. Shutouts:	6x, last (10/2/88): Den. 12, at S.D. 0
LAC Shutouts:	4x, last (10/22/17): at L.A. 21, Den. 0
Most Den. Points:	50, (10/6/63): at Den. 50, S.D. 34
Most LAC Points:	58, (12/22/63): at S.D. 58, Den. 20
Total Den. Points:	2,784
Total LAC Points:	2,806
Average Den. Points:	21.3
Average LAC Points:	21.4
Largest Den. Win:	35, (12/21/97): at Den. 38, S.D. 3
Largest LAC Win:	38, 2x, last (10/7/07): S.D. 41, at Den. 3
Most Pts., Both Teams:	84, (10/6/63): at Den. 50, S.D. 34
Fewest Pts., Both Teams:	7, (10/7/79): at Den. 7, S.D. 0

BRONCOS/CHARGERS ALL-TIME RESULTS

Season (Date)	W/L	Result	Site
1960 (10/16)	L	Los Angeles 23, @Denver 19	Bears Stadium
1960 (12/10)	L	@Los Angeles 41, Denver 33	Los Angeles Coliseum
1961 (10/29)	L	@San Diego 37, Denver 0	Balboa Stadium
1961 (11/12)	L	San Diego 19, @Denver 16	Bears Stadium
1962 (9/7)	W	@Denver 30, San Diego 21	Bears Stadium
1962 (11/4)	W	Denver 23, @San Diego 20	Balboa Stadium
1963 (10/6)	W	@Denver 50, San Diego 34	Bears Stadium
1963 (12/22)	L	@San Diego 58, Denver 20	Balboa Stadium
1964 (10/18)	L	@San Diego 42, Denver 14	Balboa Stadium
1964 (11/8)	L	San Diego 31, @Denver 20	Bears Stadium
1965 (9/11)	L	@San Diego 34, Denver 31	Balboa Stadium
1965 (11/7)	L	San Diego 35, @Denver 21	Bears Stadium
1966 (10/30)	L	@San Diego 24, Denver 17	Balboa Stadium
1966 (11/27)	W	@Denver 20, San Diego 17	Bears Stadium
1967 (10/22)	L	San Diego 38, @Denver 21	Bears Stadium
1967 (11/23)	L	@San Diego 24, Denver 20	Balboa Stadium
1968 (10/20)	L	@San Diego 55, Denver 24	San Diego Stadium
1968 (12/1)	L	San Diego 47, @Denver 23	Bears Stadium
1969 (11/2)	W	@Denver 13, San Diego 0	Bears Stadium
1969 (11/23)	L	@San Diego 45, Denver 24	San Diego Stadium
1970 (11/8)	L	@San Diego 24, Denver 21	San Diego Stadium
1970 (12/13)	T	@Denver 17, San Diego 17	Mile High Stadium
1971 (10/17)	W	@Denver 20, San Diego 16	Mile High Stadium
1971 (12/12)	L	@San Diego 45, Denver 17	San Diego Stadium
1972 (9/24)	L	@San Diego 37, Denver 14	San Diego Stadium
1972 (12/10)	W	@Denver 38, San Diego 13	Mile High Stadium
1973 (11/11)	W	@Denver 30, San Diego 19	Mile High Stadium
1973 (12/9)	W	Denver 42, @San Diego 28	San Diego Stadium
1974 (10/20)	W	@Denver 27, San Diego 7	Mile High Stadium
1974 (12/15)	L	@San Diego 17, Denver 0	San Diego Stadium
1975 (11/16)	W	Denver 27, @San Diego 17	San Diego Stadium
1975 (11/30)	W	@Denver 13, San Diego 10 (OT)	Mile High Stadium

BRONCOS/CHARGERS ALL-TIME RESULTS CONT.

Season (Date)	W/L	Result	Site
1976 (10/3)	W	@Denver 26, San Diego 0	Mile High Stadium
1976 (11/14)	W	Denver 17, @San Diego 0	San Diego Stadium
1977 (11/13)	W	Denver 17, @San Diego 14	San Diego Stadium
1977 (12/11)	W	@Denver 17, San Diego 9	Mile High Stadium
1978 (9/17)	W	@Denver 27, San Diego 14	Mile High Stadium
1978 (10/8)	L	@San Diego 23, Denver 0	San Diego Stadium
1979 (10/7)	W	@Denver 7, San Diego 0	Mile High Stadium
1979 (12/17)	L	@San Diego 17, Denver 7	San Diego Stadium
1980 (9/21)	L	San Diego 30, @Denver 13	Mile High Stadium
1980 (11/9)	W	Denver 20, @San Diego 13	San Diego Stadium
1981 (9/27)	W	@Denver 42, San Diego 24	Mile High Stadium
1981 (11/29)	L	@San Diego 34, Denver 17	Jack Murphy Stadium
1982 (9/12)	L	San Diego 23, @Denver 3	Mile High Stadium
1982 (11/28)	L	@San Diego 30, Denver 20	Jack Murphy Stadium
1983 (10/23)	W	@Denver 14, San Diego 6	Mile High Stadium
1983 (11/27)	L	@San Diego 31, Denver 7	Jack Murphy Stadium
1984 (11/11)	W	@Denver 16, San Diego 13	Mile High Stadium
1984 (12/9)	W	Denver 16, @San Diego 13	Jack Murphy Stadium
1985 (11/3)	L	@San Diego 30, Denver 10	Jack Murphy Stadium
1985 (11/17)	W	@Denver 30, San Diego 24 (OT)	Mile High Stadium
1986 (10/12)	W	Denver 31, @San Diego 14	Jack Murphy Stadium
1986 (11/9)	L	San Diego 9, @Denver 3	Mile High Stadium
1987 (11/29)	W	Denver 31, @San Diego 17	Jack Murphy Stadium
1987 (12/27)	W	@Denver 24, San Diego 0	Mile High Stadium
1988 (9/11)	W	@Denver 34, San Diego 3	Mile High Stadium
1988 (10/2)	W	Denver 12, @San Diego 0	Jack Murphy Stadium
1989 (10/8)	W	@Denver 16, San Diego 10	Mile High Stadium
1989 (12/24)	L	@San Diego 19, Denver 16	Jack Murphy Stadium
1990 (11/11)	L	@San Diego 19, Denver 7	Jack Murphy Stadium
1990 (12/16)	W	@Denver 20, San Diego 10	Mile High Stadium
1991 (9/22)	W	@Denver 27, San Diego 19	Mile High Stadium
1991 (12/22)	W	Denver 17, @San Diego 14	Jack Murphy Stadium
1992 (9/13)	W	@Denver 21, San Diego 13	Mile High Stadium
1992 (10/25)	L	@San Diego 24, Denver 21	Jack Murphy Stadium
1993 (9/12)	W	@Denver 34, San Diego 17	Mile High Stadium
1993 (12/5)	L	@San Diego 13, Denver 10	Jack Murphy Stadium
1994 (9/4)	L	San Diego 37, @Denver 34	Mile High Stadium
1994 (10/23)	W	Denver 20, @San Diego 15	Jack Murphy Stadium
1995 (9/24)	L	@San Diego 17, Denver 6	Jack Murphy Stadium
1995 (11/19)	W	@Denver 30, San Diego 27	Mile High Stadium
1996 (10/6)	W	@Denver 28, San Diego 17	Mile High Stadium
1996 (12/22)	L	@San Diego 16, Denver 10	Jack Murphy Stadium
1997 (11/30)	W	Denver 38, @San Diego 28	Qualcomm Stadium
1997 (12/21)	W	@Denver 38, San Diego 3	Mile High Stadium
1998 (11/8)	W	@Denver 27, San Diego 10	Mile High Stadium
1998 (11/29)	W	Denver 31, @San Diego 16	Qualcomm Stadium
1999 (11/7)	W	Denver 33, @San Diego 17	Qualcomm Stadium
1999 (1/2)	L	San Diego 12, @Denver 6	Mile High Stadium
2000 (10/8)	W	Denver 21, @San Diego 7	Qualcomm Stadium
2000 (11/19)	W	@Denver 38, San Diego 37	Mile High Stadium
2001 (10/21)	L	@San Diego 27, Denver 10	Qualcomm Stadium
2001 (11/11)	W	@Denver 26, San Diego 16	INVESCO Field at Mile High
2002 (10/6)	W	@Denver 26, San Diego 9	INVESCO Field at Mile High
2002 (12/1)	L	@San Diego 30, Denver 27 (OT)	Qualcomm Stadium
2003 (9/14)	W	Denver 37, @San Diego 13	Qualcomm Stadium



BRONCOS/CHARGERS ALL-TIME RESULTS CONT.

Season (Date)	W/L	Result	Site
2003 (11/16)	W	@Denver 37, San Diego 8	INVESCO Field at Mile High
2004 (9/26)	W	@Denver 23, San Diego 13	INVESCO Field at Mile High
2004 (12/5)	L	@San Diego 20, Denver 17	Qualcomm Stadium
2005 (9/18)	W	@Denver 20, San Diego 17	INVESCO Field at Mile High
2005 (12/31)	W	Denver 23, @San Diego 7	Qualcomm Stadium
2006 (11/19)	L	San Diego 35, @Denver 27	INVESCO Field at Mile High
2006 (12/10)	L	@San Diego 48, Denver 20	Qualcomm Stadium
2007 (10/7)	L	San Diego 41, @Denver 3	INVESCO Field at Mile High
2007 (12/24)	L	@San Diego 23, Denver 3	Qualcomm Stadium
2008 (9/14)	W	@Denver 39, San Diego 38	INVESCO Field at Mile High
2008 (12/28)	L	@San Diego 52, Denver 21	Qualcomm Stadium
2009 (10/19)	W	Denver 34, @San Diego 23	Qualcomm Stadium
2009 (11/22)	L	San Diego 32 @Denver 3	INVESCO Field at Mile High
2010 (11/22)	L	@San Diego 35, Denver 14	Qualcomm Stadium
2010 (1/2)	L	San Diego 33, @Denver 28	INVESCO Field at Mile High
2011 (10/9)	L	San Diego 29, @Denver 24	Sports Authority Field at Mile High
2011 (11/27)	W	Denver 16, @San Diego 13 (OT)	Qualcomm Stadium
2012 (10/15)	W	Denver 35, @San Diego 24	Qualcomm Stadium
2012 (11/18)	W	@Denver 30, San Diego 23	Sports Authority Field at Mile High
2013 (11/10)	W	Denver 28, @San Diego 20	Qualcomm Stadium
2013 (12/12)	L	San Diego 27, @Denver 20	Sports Authority Field at Mile High
2014 (1/12)	W	@Denver 24, San Diego 17*	Sports Authority Field at Mile High
2014 (10/23)	W	@Denver 35, San Diego 21	Sports Authority Field at Mile High
2014 (12/14)	W	Denver 22, @San Diego 10	Qualcomm Stadium
2015 (12/6)	W	Denver 17, @San Diego 3	Qualcomm Stadium
2015 (1/3)	W	@Denver 27, San Diego 20	Sports Authority Field at Mile High
2016 (10/13)	L	@San Diego 21, Denver 13	Qualcomm Stadium
2016 (10/30)	W	@Denver 27, San Diego 19	Sports Authority Field at Mile High
2017 (9/11)	W	@Denver 24, Los Angeles 21	Sports Authority Field at Mile High
2017 (10/22)	L	@Los Angeles 21, Denver 0	StubHub Center
2018 (11/18)	W	Denver 23, @Los Angeles 22	StubHub Center
2018 (12/30)	L	Los Angeles 23, @Denver 9	Broncos Stadium at Mile High
2019 (10/6)	W	Denver 20, @Los Angeles 13	Dignity Health Sports Park
2019 (12/1)	W	@Denver 23, Los Angeles 20	Empower Field at Mile High
2020 (11/1)	W	@Denver 31, Los Angeles 30	Empower Field at Mile High
2020 (12/27)	L	@Los Angeles 19, Denver 16	SoFi Stadium
2021 (11/28)	W	@Denver 28, Los Angeles 13	Empower Field at Mile High
2022 (1/2)	L	@Los Angeles 34, Denver 13	SoFi Stadium
2022 (10/17)	L	@Los Angeles 19, Denver 16 OT	SoFi Stadium
2023 (1/8)	W	@Denver 31, Los Angeles 28	Empower Field at Mile High
2023 (12/10)	W	Denver 24, @ Los Angeles 7	SoFi Stadium
2023 (12/31)	W	@Denver 16, Los Angeles 9	Empower Field at Mile High
2024 (10/13)	L	Los Angeles 23, @Denver 16	Empower Field at Mile High
2024 (12/19)	L	@Los Angeles 34, Denver 27	SoFi Stadium
2025 (9/21)	L	@Los Angeles 23, Denver 20	SoFi Stadium

*2013 AFC Divisional Playoff



WHAT TO WATCH FOR VS. CHARGERS

TEAM (72-58-1 all-time record vs. Los Angeles; 45-19-1 at home)

* - Needs a win to improve to 73-58-1 overall and 46-19-1 at home in the all-time series against the Chargers.

TEAM (13 wins in 2025)

* - Needs a win on Sunday to tie a franchise record for most wins in a single season that was set in 1998.

TEAM (13 games with 20 points in 2025)

* - Needs to score 20 points on Sunday to tie for the fifth-most such games in a season in team history.

T GARETT BOLLES (132 career starts)

* - Needs to start on Sunday to tie former Broncos T Matt Lepsis for the second most starts by a Broncos tackle in team history.

OLB NIK BONITTO (12.5 sacks in 2025)

* - Needs one sack to become the second player in team history to reach 13.5 sacks in back-to-back seasons, joining DE Simon Fletcher (1991-93).

OLB JONATHON COOPER (8.0 sacks in 2025)

* - Needs two sacks to become the third seventh-round pick since 1994 to record double-digit quarterback takedowns in back-to-back years.

RB RJ HARVEY (7 rushing touchdowns in 2025)

* - Needs one touchdown to tie running back Mike Bell for the fifth-most rushing touchdowns by a rookie running back in team history.

QB BO NIX (3,790 passing yards in 2025)

* - Needs 210 passing yards to become the fifth quarterback in team history to pass for 4,000 yards in a season.

WR COURTLAND SUTTON (1,012 rec. yards in 2025)

* - Needs 100 receiving yards to tie his career high set during the 2019 season.

WR COURTLAND SUTTON (7 rec. touchdowns in 2025)

* - Needs one receiving touchdown on Sunday to become the third player in franchise history to record eight receiving scores in three straight years.

NFL SCHEDULE - WEEK 18

Saturday, Jan. 3

Carolina at Tampa Bay 4:30 p.m. (EST)
Seattle at San Francisco 5:00 p.m. (PST)

Sunday, Jan. 4

Indianapolis at Houston 12:00 p.m. (CST)
Green Bay at Minnesota 12:00 p.m. (CST)
New Orleans at Atlanta 1:00 p.m. (EST)
Cleveland at Cincinnati 1:00 p.m. (EST)
Dallas at N.Y. Giants 1:00 p.m. (EST)
Tennessee at Jacksonville 1:00 p.m. (EST)
Kansas City at Las Vegas 1:25 p.m. (PST)
L.A. Chargers at Denver 2:25 p.m. (MST)
Detroit at Chicago 3:25 p.m. (CST)
N.Y. Jets at Buffalo 4:25 p.m. (EST)
Miami at New England 4:25 p.m. (EST)
Washington at Philadelphia 4:25 p.m. (EST)
Baltimore at Pittsburgh 8:20 p.m. (EST)



DENVER BRONCOS WEEKLY RELEASE

NFL STANDINGS

AFC East

Team	W	L	T	Pct	PF	PA	Home	Road	Div	AFC	NFC
N.E. ^{xz}	13	3	0	0.813	452	310	5-3	8-0	4-1	8-3	5-0
Buf. ^x	11	5	0	0.688	446	357	6-2	5-3	3-2	8-3	3-2
Mia.	7	9	0	0.438	337	386	5-4	2-5	3-2	3-8	4-1
NYJ	3	13	0	0.188	292	468	2-7	1-6	0-5	2-9	1-4

AFC North

Team	W	L	T	Pct	PF	PA	Home	Road	Div	AFC	NFC
Pit.	9	7	0	0.563	371	363	5-3	4-4	3-2	7-4	2-3
Bal.	8	8	0	0.500	400	372	3-6	5-2	3-2	5-6	3-2
Cin.	6	10	0	0.375	396	472	3-5	3-5	3-2	5-6	1-4
Cle.	4	12	0	0.250	259	361	3-6	1-6	1-4	3-8	1-4

AFC South

Team	W	L	T	Pct	PF	PA	Home	Road	Div	AFC	NFC
Jac. ^x	12	4	0	0.750	433	329	6-2	5-2	4-1	9-2	3-2
Hou. ^x	11	5	0	0.688	366	265	6-2	5-3	4-1	9-2	2-3
Ind.	8	8	0	0.500	436	374	6-3	2-5	2-3	6-5	2-3
Ten.	3	13	0	0.188	277	437	1-8	2-5	0-5	2-9	1-4

AFC West

Team	W	L	T	Pct	PF	PA	Home	Road	Div	AFC	NFC
Den.^{xz}	13	3	0	0.813	382	308	7-1	6-2	4-1	8-3	5-0
LAC ^x	11	5	0	0.688	365	321	6-3	5-2	5-0	8-3	3-2
K.C.	6	10	0	0.375	350	314	5-4	1-6	1-4	3-8	3-2
L.V.	2	14	0	0.125	227	420	1-7	1-7	0-5	2-9	0-5

NFC East

Team	W	L	T	Pct	PF	PA	Home	Road	Div	NFC	AFC
Phi. ^{xz}	11	5	0	0.688	362	301	5-2	6-3	3-2	8-3	3-2
Dal.	7	8	1	0.469	454	477	4-3-1	3-5	4-1	4-6-1	3-2
Was.	4	12	0	0.250	332	434	2-6	2-6	2-3	2-9	2-3
NYG	3	13	0	0.188	347	422	2-5	1-8	1-4	1-10	2-3

NFC North

Team	W	L	T	Pct	PF	PA	Home	Road	Div	NFC	AFC
Chi. ^{xz}	11	5	0	0.688	425	396	6-1	5-4	2-3	7-4	4-1
G.B. ^x	9	6	1	0.594	388	344	5-3	4-3-1	4-1	7-3-1	2-3
Min.	8	8	0	0.500	328	330	3-4	5-4	3-2	6-5	2-3
Det.	8	8	0	0.500	462	397	5-3	3-5	1-4	5-6	3-2

NFC South

Team	W	L	T	Pct	PF	PA	Home	Road	Div	NFC	AFC
Car.	8	8	0	0.500	297	364	5-3	3-5	3-2	6-5	2-3
T.B.	7	9	0	0.438	364	397	3-4	4-5	2-3	5-6	2-3
Atl.	7	9	0	0.438	334	384	3-4	4-5	2-3	6-5	1-4
N.O.	6	10	0	0.375	289	364	3-5	3-5	3-2	4-7	2-3

NFC West

Team	W	L	T	Pct	PF	PA	Home	Road	Div	NFC	AFC
Sea. ^x	13	3	0	0.813	470	289	6-2	7-1	3-2	8-3	5-0
S.F. ^x	11	4	0	0.750	434	358	5-2	7-2	4-1	9-2	3-2
LAR ^x	11	5	0	0.688	481	326	6-1	5-4	3-2	6-5	5-0
Ari.	3	13	0	0.188	335	451	1-7	2-6	0-5	3-8	0-5

Key: x = clinched playoffs; y = clinched wild card; z = clinched division;

* = clinched home field advantage

BRONCOS ALL-TIME YEAR-BY-YEAR RECORDS

YEAR	PRESEASON	REG. SEASON	PLAYOFFS
1960	0-5	4-9-1	0-0
1961	1-4	3-11	0-0
1962	2-2	7-7	0-0
1963	2-3	2-11-1	0-0
1964	2-3	2-11-1	0-0
1965	1-4	4-10	0-0
1966	1-3	4-10	0-0
1967	3-1	3-11	0-0
1968	1-4	5-9	0-0
1969	1-4	5-8-1	0-0
1970	3-2	5-8-1	0-0
1971	1-4	4-9-1	0-0
1972	2-3	5-9	0-0
1973	2-3	7-5-2	0-0
1974	4-2	7-6-1	0-0
1975	3-3	6-8	0-0
1976	5-2	9-5	0-0
1977	5-1	12-2	2-1 (S.B. loss)
1978	2-2	10-6	0-1
1979	3-1	10-6	0-1
1980	2-2	8-8	0-0
1981	2-2	10-6	0-0
1982	4-0	2-7	0-0
1983	3-1	9-7	0-1
1984	3-1	13-3	0-1
1985	2-2	11-5	0-0
1986	2-2	11-5	2-1 (S.B. loss)
1987	3-2	10-4-1	2-1 (S.B. loss)
1988	3-1	8-8	0-0
1989	2-2	11-5	2-1 (S.B. loss)
1990	3-2	5-11	0-0
1991	2-3	12-4	1-1
1992	1-4	8-8	0-0
1993	2-2	9-7	0-1
1994	2-3	7-9	0-0
1995	3-2	8-8	0-0
1996	3-1	13-3	0-1
1997	3-2	12-4	4-0 (S.B. win)
1998	3-1	14-2	3-0 (S.B. win)
1999	3-2	6-10	0-0
2000	4-0	11-5	0-1
2001	3-1	8-8	0-0
2002	3-1	9-7	0-0
2003	3-1	10-6	0-1
2004	2-3	10-6	0-1
2005	4-0	13-3	1-1
2006	3-1	9-7	0-0
2007	2-2	7-9	0-0
2008	2-2	8-8	0-0
2009	1-3	8-8	0-0
2010	1-3	4-12	0-0
2011	2-2	8-8	1-1
2012	2-2	13-3	0-1
2013	2-2	13-3	2-1 (S.B. loss)
2014	3-1	12-4	0-1
2015	3-1	12-4	3-0 (S.B. win)
2016	2-2	9-7	0-0
2017	4-0	5-11	0-0
2018	2-2	6-10	0-0
2019	2-3	7-9	0-0
2020	N/A	5-11	0-0
2021	3-0	7-10	0-0
2022	2-1	5-12	0-0
2023	1-2	8-9	0-0
2024	3-0	10-7	0-1
2025	3-0	13-3	0-0
TOTAL	157-128 (.551)	531-475-10 (.528)	23-20 (.535)



DECADES OF SUCCESS



In the Broncos' six-plus decades of professional football, the team has built an impressive resume that includes three World Championships, eight Super Bowl appearances, 16 AFC West titles and 531 regular-season wins.

BRONCOS REGULAR-SEASON RECORD BY DECADE, SINCE 1960

Decade	W	L	T	Pct.	Playoff Berths	Win Rk.
1960s	39	97	4	.287	0	22nd
1970s	75	64	5	.539	3	8th
1980s	93	58	1	.615	5	4th
1990s	94	66	0	.588	5	7th
2000s	93	67	0	.581	4	6th
2010s	89	71	0	.556	5	T-8th
2020s	48	52	0	.480	1	T-18th
TOTALS	531	475	10	.528	23	T-8th

BRONCOS BACK ON TOP IN THE WEST

The Broncos clinched their 16th AFC West crown in franchise history and first since the 2015 season after the Week 17 NFL slate. Denver's 16 division titles are the second-most among all AFC West teams.

MOST AFC WEST DIVISION TITLES, SINCE 1960

Rk.	Team	No.
1.	Kansas City	17
2.	Denver	16
3.	Oakland / Las Vegas	15
	S.D. / L.A. Chargers	15
5.	Seattle	2

HOME SELLOUT STREAK

Denver owns the NFL's home record sellout streak (461 games) for a single city. The streak, which includes 439 regular-season games and 22 playoff contests, began in Week 1 of the 1970 season.

LONGEST CURRENT HOME SELLOUT STREAKS IN A SINGLE CITY (INCLUDES POSTSEASON)

Rk.	Team	Date Started (Opponent)	Streak
1.	Denver	Sept. 27, 1970 (vs. Pittsburgh)	461
2.	Pittsburgh	Sept. 17, 1972 (vs. Oakland)	449
3.	N.Y. Giants	Sept. 15, 1974 (vs. Washington)	415
4.	Green Bay	Oct. 2, 1960 (vs. Detroit)	412

2025 PROVING TO BE ONE OF THE BEST

The Broncos clinched their 13th win of the season in Week 17 against Kansas City, improving to a 13-3 record on the year. Their 13 wins in 2025 are tied for the second-most in club history and are the most by a Broncos team since 2013 (13 wins).

Denver also clinched its sixth win on the road in Kansas City, tying a franchise record for most victories away from Denver. It is the most wins by the team on the road since 2015.

MOST WINS, SINGLE SEASON, TEAM HISTORY

Rk.	Season	W	L	T	Win%
1.	1998	14	2	0	.875
2.	2025	13	3	0	.813
	2013	13	3	0	.813
	2012	13	3	0	.813
	2005	13	3	0	.813
	1996	13	3	0	.813
	1984	13	3	0	.813

COMEBACK KINGS

With their comeback win over the Chiefs in Week 17, the Broncos clinched their 12th such victory this season. That is the most by any team in a single season in NFL history, surpassing the previous record set by Kansas City (11) in 2024.

MOST COMEBACK WINS, NFL HISTORY

Team	Season	Comeback Wins
Denver	2025	12
Kansas City	2024	11
Seven Teams Tied	--	10

BRONCOS RANK 2ND IN SUPER BOWL APPEARANCES

Denver's eight Super Bowl appearances are tied for the second most in NFL history.

MOST SUPER BOWL APPEARANCES, NFL HISTORY

Rk.	Team	No.
1.	New England	11
2.	Denver	8
	Dallas	8
	Pittsburgh	8
	San Francisco	8

DENVER BRONCOS SUPER BOWL SEASONS/RESULTS

Season	Coach	Opponent	Result
1977	Red Miller	Dallas	L, 27-10
1986	Dan Reeves	N.Y. Giants	L, 39-20
1987	Dan Reeves	Washington	L, 42-10
1989	Dan Reeves	San Francisco	L, 55-10
1997	Mike Shanahan	Green Bay	W, 31-24
1998	Mike Shanahan	Atlanta	W, 34-19
2013	John Fox	Seattle	L, 43-8
2015	Gary Kubiak	Carolina	W, 24-10

BRONCOS TIED FOR 8TH-MOST WINS IN NFL SINCE 1960

The Broncos, who played their first regular season game on Friday, Sept. 9, 1960, have accumulated 554 victories (531 reg. + 23 post-season) in franchise history. Denver is tied for the eighth-most regular-season wins since 1960 and is currently 1-of-9 NFL franchises in that span to reach 530 wins.

TOTAL WINS, REGULAR SEASON, SINCE 1960

Rk.	Team	Games	Wins	Losses	Ties	Pct.
1.	Pittsburgh	1,014	579	424	11	.577
2.	Dallas	1,014	576	431	7	.572
3.	Green Bay	1,014	571	427	16	.571
4.	New England	1,016	558	449	9	.554
5.	Kansas City	1,016	553	451	12	.551
6.	Minnesota	1,002	545	446	11	.550
7.	San Francisco	1,014	541	462	11	.539
8.	Denver	1,016	531	475	10	.528
	Indianapolis	1,014	531	476	7	.527
10.	Philadelphia	1,014	522	478	14	.522

BRONCOS TIED FOR 4TH-MOST HOME WINS SINCE 1960

The Broncos, who currently have 531 regular-season wins, also own 318 home victories in franchise history. Denver clinched its 300th home win in the 2022 season finale against the L.A. Chargers.

With 318 such victories, the Broncos are currently 1-of-7 teams with 300+ home wins since 1960.

TEAMS WITH 300 OR MORE HOME WINS, SINCE 1960

Rk.	Team	Games	Wins	Losses	Ties	Pct.
1.	Pittsburgh	507	336	166	5	.669
2.	Green Bay	507	332	167	8	.663
3.	Dallas	507	320	182	5	.637
4.	Denver	509	318	184	7	.633
	Kansas City	508	318	186	4	.631



GEORGE PATON ENTERS FIFTH YEAR AS BRONCOS GM



George Paton, who was named general manager of the Broncos on Jan. 13, 2021, is the club's 15th top personnel executive since the franchise's inception in 1960.

EXECUTIVE	TITLE	YEAR(S)
Dean Griffing	General Manager	1960-61
Jack Faulkner	General Manager/Head Coach	1962-64
Fred Gehrke	Director of Player Personnel	1965-66
Lou Saban	General Manager/Head Coach	1967-71
John Ralston	General Manager/Head Coach	1972-76
Fred Gehrke	Vice President—General Manager	1977-80
Grady Alderman	General Manager	1981-82
Hein Poulus	Vice President—General Manager	1983
John Beake	General Manager	1984-98
Neal Dahlen	General Manager	1999-2001
Ted Sundquist	General Manager	2002-07
Jim Goodman	V.P. of Football Ops./Player Personnel	2008
Brian Xanders	General Manager	2009-10
John Elway	Exec. V.P. of Football Ops./GM	2011-20
George Paton	General Manager	2021-pres.

2025 BRONCOS ROOKIE DRAFT CLASS

Denver's fifth draft under General Manager George Paton saw Denver make a total of seven selections consisting of three offensive players, three defensive players and one special teamer. For the fifth time in team history and the first time since 2021, the Broncos selected a cornerback with their first-round selection.

DENVER'S 2025 DRAFT CLASS

Player	Pos.	Rd. (Ovr.)	School
Jahdae Barron	CB	1 (20)	Texas
RJ Harvey	RB	2 (60)	Central Florida
Pat Bryant	WR	3 (74)	Illinois
Sai'vion Jones	DE	3 (101)	LSU
Que Robinson	OLB	4 (134)	Alabama
Jeremy Crawshaw	P	6 (216)	Florida
Caleb Lohner	TE	7 (241)	Utah

PATON FILLS OUT BRONCOS ROSTER

The Broncos' 2025 53-man roster features 14 players (26.4%) who are new to the team.

NEW PLAYERS ON DENVER'S 53-MAN ROSTER

How Acquired	Total
NFL Draft	6
College Free Agency	1
Veteran Free Agency	6
Practice Squad Signing	1
TOTALS	14

PATON FILLS OUT BRONCOS ROSTER CONT.

NEW VETERAN PLAYERS ON DENVER'S 53-MAN ROSTER

Player	Pos.	Exp.	How Acq.	Prev. Team
Geron Christian	T	8	FA	Dallas
Evan Engram	TE	9	FA	Jacksonville
Dre Greenlaw	LB	7	UFA (S.F.)	San Francisco
Talanoa Hufanga	S	5	UFA (S.F.)	San Francisco
Mercedes Lewis	TE	20	FA	Chicago
Sam Mustipher	C	7	PS (LAC)	L.A. Chargers
Adam Prentice	FB	5	FA	New Orleans

ROOKIE PLAYERS ON DENVER'S 53-MAN ROSTER

Player	Pos.	Rd. (Ovr.)	School
Jahdae Barron	CB	1 (20)	Texas
Pat Bryant	WR	3 (101)	Illinois
Jeremy Crawshaw	P	6 (216)	Florida
RJ Harvey	RB	2 (60)	Central Florida
Sai'vion Jones	DE	3 (101)	LSU
Que Robinson	OLB	4 (134)	Alabama
Jordan Turner	ILB	CFA	Michigan State

SUCCESS IN SCOUTING UNDRAFTED FREE AGENTS

In 21 of the last 22 years, at least one rookie college free agent has made the Broncos' initial 53-man roster out of training camp. This season, ILB Karene Reid became the 34th college free agent since 1997 to make the Broncos' initial roster out of camp.

In George Paton's five seasons as the team's general manager, the Broncos have kept a total of 10 undrafted free agents on the initial 53-man roster.

CFA'S SIGNED BY DENVER ON INITIAL 2025 53-MAN ROSTER

Year	Player	Pos.	College
2023	Nate Adkins	TE	South Carolina
2023	Jaleel McLaughlin	RB	Youngstown St.
2023	Alex Palczewski	T	Illinois
2024	Frank Crum	T	Wyoming
2025	Karene Reid	ILB	Utah

SIX BRONCOS SENT TO PRO BOWL

Six Broncos, three of which were drafted by General Manager George Paton, were selected to participate in the 2026 Pro Bowl Games. That is tied for the most among all teams in 2026 while it is the most Broncos selected in a season since 2016 (6 players).

BRONCOS PRO BOWL SELECTIONS, 2026 SEASON

Player	Pos.	Player	Pos.
Zach Allen	DL	Quinn Meinerz	G
Garett Bolles	T	Pat Surtain II	CB
Nik Bonitto	OLB	Courtland Sutton	WR

PATON HELPS BUILD ROSTER OF ALL PROS

The Broncos had five players named to the Associated Press All-Pro team for the 2024 season, which is tied for the second most All-Pro selections in a season in team history and most since 1996 (6 players). Three players—guard Quinn Meinerz, punt returner Marvin Mims Jr. and cornerback Pat Surtain II—were all named first team while two players—defensive lineman Zach Allen and outside linebacker Nik Bonitto—were named to the second team.

ASSOCIATED PRESS ALL PRO SELECTIONS, 2024 SEASON

Player	Acq.	Career Selections	Team
G Quinn Meinerz	D3a-'21	1	1st
PR Marvin Mims	D2-'23	2	1st
CB Pat Surtain II	D1-'21	2	1st
IDL Zach Allen	UFA (Ari.)-'23	1	2nd
OLB Nik Bonitto	D2-'22	1	2nd



SEAN PAYTON LEADS DENVER BRONCOS

IN THIRD SEASON AS HEAD COACH



Sean Payton was named the 20th head coach in franchise history on Feb. 3, 2023. Below is a look at the overall records (regular season and playoffs) for all of Denver's head coaches.

OVERALL RECORDS, BRONCOS ALL-TIME HEAD COACHES

Head Coach	Years	W	L	T	Pct.
Frank Filchock	1960-61	7	20	1	.268
Jack Faulkner	1962-64	9	22	1	.297
Mac Speedie*	1964-66	6	19	1	.250
Ray Malavasi*	1966	4	8	0	.333
Lou Saban	1967-71	20	42	3	.331
Jerry Smith*	1971	2	3	0	.400
John Ralston	1972-76	34	33	3	.507
Red Miller	1977-80	42	25	0	.627
Dan Reeves	1981-92	117	79	1	.596
Wade Phillips	1993-94	16	17	0	.485
Mike Shanahan	1995-2008	146	91	0	.616
Josh McDaniels	2009-10	11	17	0	.393
Eric Studesville*	2010	1	3	0	.250
John Fox	2011-14	49	22	0	.690
Gary Kubiak	2015-16	24	11	0	.686
Vance Joseph	2017-18	11	21	0	.344
Vic Fangio	2019-21	19	30	0	.388
Nathaniel Hackett	2022	4	11	0	.267
Jerry Rosburg*	2022	1	1	0	.500
Sean Payton	2023-25	31	19	0	.620

*Interim Head Coach

BREAKDOWN OF PAYTON'S COACHING RECORD

Category	W	L	T	Pct.
Regular season record as an NFL head coach	183	108	0	.629
Postseason record as an NFL head coach	9	9	0	.500
Overall record as an NFL head coach	192	117	0	.621
Regular season record as an NFL assistant coach	70	73	1	.490
Postseason record as an NFL assistant coach	2	3	0	.400
Overall record as an NFL assistant coach	72	76	1	.487
Overall record as an NFL coach	264	193	1	.578
Regular season record as a collegiate assistant coach	44	53	4	.455
Postseason record as a collegiate assistant coach	0	0	0	—
Overall record as a collegiate assistant coach	44	53	4	.455
Overall record coaching football	308	246	5	.555

PAYTON'S YEAR-BY-YEAR NFL COACHING CAREER

Year	Position	Team	Rec.	Postseason
1997	Quarterbacks	Philadelphia	6-9-1	
1998	Quarterbacks	Philadelphia	3-13	
1999	Quarterbacks	N.Y. Giants	7-9	
2000	Offensive Coordinator	N.Y. Giants	12-4	Playoffs (2-1)
2001	Offensive Coordinator	N.Y. Giants	7-9	
2002	Offensive Coordinator	N.Y. Giants	10-6	Playoffs (0-1)
2003	Asst. Head Coach/QBs	Dallas	10-6	Playoffs (0-1)
2004	Asst. Head Coach/QBs	Dallas	6-10	
2005	Asst. Head Coach/QBs	Dallas	9-7	
2006	Head Coach	New Orleans	10-6	Playoffs (1-1)
2007	Head Coach	New Orleans	7-9	
2008	Head Coach	New Orleans	8-8	
2009	Head Coach	New Orleans	13-3	Playoffs (3-0)
2010	Head Coach	New Orleans	11-5	Playoffs (0-1)
2011	Head Coach	New Orleans	13-3	Playoffs (1-1)
2013	Head Coach	New Orleans	11-5	Playoffs (1-1)
2014	Head Coach	New Orleans	7-9	
2015	Head Coach	New Orleans	7-9	
2016	Head Coach	New Orleans	7-9	
2017	Head Coach	New Orleans	11-5	Playoffs (1-1)
2018	Head Coach	New Orleans	13-3	Playoffs (1-1)
2019	Head Coach	New Orleans	13-3	Playoffs (0-1)
2020	Head Coach	New Orleans	12-4	Playoffs (1-1)
2021	Head Coach	New Orleans	9-8	
2023	Head Coach	Denver	8-9	
2024	Head Coach	Denver	10-7	Playoffs (0-1)
2025	Head Coach	Denver	13-3	

TOTALS 253-181-1 (.583) 11-12 (.478)

PAYTON RANKS 13TH ALL-TIME IN WINS

For his career, Head Coach Sean Payton has accumulated 183 regular-season wins, including 13 in 2025. His 183 such victories are the 13th-most among all head coaches in NFL history.

MOST WINS AMONG HEAD COACHES, REG. SEASON, NFL HISTORY

Rk.	Name	Years	Wins
1.	Don Shula+	1963-95	328
2.	George Halas+	1920-67	318
3.	Bill Belichick	1991-2023	302
4.	Andy Reid	1999-pres.	279
5.	Tom Landry+	1960-88	250
6.	Curly Lambeau+	1921-53	226
7.	Paul Brown+	1946-75	213
8.	Marty Schottenheimer	1984-2006	200
9.	Chuck Noll+	1969-1991	193
10.	Mike Tomlin	2007-pres.	192
11.	Dan Reeves	1981-2003	190
12.	Chuck Knox	1973-94	186
13.	Sean Payton	2006-pres.	183
14.	John Harbaugh	2008-pres.	180
15.	Mike McCarthy	2006-pres.	174
16.	Jeff Fisher	1994-2016	173
17.	Bill Parcells+	1983-2006	172
	Pete Carroll	1994-pres.	172
19.	Tom Coughlin	1995-2015	170
	Mike Shanahan	1988-2013	170

+ = Inductee into Pro Football Hall of Fame



PAYTON AMONG BEST ACTIVE HEAD COACHES



Head Coach Sean Payton has tallied 192 wins (reg. + postseason) in his career, which is the fourth-most victories among active head coaches. Additionally, his .621 overall winning percentage as a head coach ranks second among active coaches (min. 200 games), trailing only Andy Reid (.639).

CAREER RECORDS, ACTIVE HEAD COACHES

Rk.	Name	Regular Season	Postseason	Total
1.	Andy Reid	279-156-1	28-17	307-173-1
2.	Mike Tomlin	192-114-2	8-11	200-124-2
3.	John Harbaugh	180-112-0	13-11	193-123-0
4.	Sean Payton	183-108-0	9-9	192-117-0
5.	Pete Carroll	172-134-1	11-11	183-145-1

CHAMPIONSHIP PEDIGREE

Among active NFL head coaches, there are six who have appeared in at least three conference championship games while at the helm of their respective clubs. Broncos Head Coach Sean Payton has advanced to three NFC Championship Games in his career, tying him for fourth among active head coaches.

CONF. CHAMPIONSHIP GAMES, ACTIVE HCs

Rk.	Name	No.
1.	Andy Reid	11
2.	John Harbaugh	4
	Kyle Shanahan	4
4.	Sean Payton	3
	Jim Harbaugh	3
	Mike Tomlin	3

PLAYOFF PAYTON

Among active head coaches, Broncos Head Coach Sean Payton owns the fifth-most playoff appearances (11), and the fourth-most playoff wins (9).

MOST PLAYOFF APPEARANCES, ACTIVE HEAD COACHES

Rk.	Name	Playoff Appearances
1.	Andy Reid	20
	Mike Tomlin	12
	John Harbaugh	12
	Pete Carroll	12
5.	Sean Payton	11

MOST PLAYOFF WINS, ACTIVE HEAD COACHES

Rk.	Name	Playoff Wins
1.	Andy Reid	26
2.	John Harbaugh	12
3.	Pete Carroll	11
4.	Sean Payton	9
5.	Mike Tomlin	8

Out of the 16 active head coaches with multiple playoff appearances, Broncos Head Coach Sean Payton is 1-of-5 to guide multiple teams to the postseason (Jim Harbaugh, Pete Carroll, Dan Quinn, Andy Reid).

SEASONS WITH 10 OR MORE WINS

Head Coach Sean Payton, who has served in the role for 18 years, has led teams to 10 or more wins in a single season on 11 occasions, including in Denver in 2024 and '25. Among active coaches, Payton's 11 seasons with 10+ wins is tied for the second most.

SEASONS WITH 10+ WINS, ACTIVE HEAD COACHES

Rk.	Name	Seasons
1.	Andy Reid	19
2.	Sean Payton	11
	Mike Tomlin	11
	John Harbaugh	11

75 GAMES OVER .500

Across 18 seasons as an NFL head coach, Sean Payton has amassed a 183-108 (.629) regular-season record and is currently 75 games over .500 for his career. His 75 games over .500 is third among active coaches, trailing only Andy Reid (123) and Mike Tomlin (78).

GAMES OVER .500, REG. SEASON, ACTIVE HEAD COACHES

Rk.	Name	Record	Gms over .500
1.	Andy Reid	279-156-1	123
2.	Mike Tomlin	192-114-2	78
3.	Sean Payton	183-108-0	75
4.	John Harbaugh	180-112-0	66
5.	Pete Carroll	172-134-1	38

2025 BRONCOS ASSISTANT COACHING STAFF

(S) - Sideline; (B) - Booth

OFFENSE

Joe Lombardi (B) Offensive Coordinator
Zach Strief (S) Off. Run Game Coord./Asst. Head Coach
Davis Webb (S) Off. Pass Game Coord./Quarterbacks
Lou Ayeni (S) Running Backs
Pete Carmichael (S) Senior Offensive Assistant
Keary Colbert (S) Wide Receivers
Zack Grossi (S) Passing Game Specialist
Austin King (S) Tight Ends
Chris Morgan (B) Asst. Offensive Line
Evan Rothstein (B) Dir. of Game Management/OL Asst.
Logan Kilgore (S) Offensive Quality Control
Favian Upshaw (B) Offensive Quality Control

DEFENSE

Vance Joseph (S) Defensive Coordinator
Jim Leonhard (B) Def. Pass Game Coord./Asst. Head Coach
Jamar Cain (S) Defensive Line
Addison Lynch (S) Cornerbacks
Isaac Shewmaker (S) Linebackers
Jeff Schmedding (S) Inside Linebackers
Joe Vitt (S) Senior Defensive Assistant
Todd Davis (B) Defensive Quality Control
Brian Niedermeyer (B) Defensive Quality Control

SPECIAL TEAMS

Darren Rizzi (S) Special Teams Coord./Asst. Head Coach
Marwan Maalouf (B) Asst. Special Teams
Zach Line (S) Special Teams Quality Control

STRENGTH AND CONDITIONING

Shaun Snee (S) Director of Strength and Conditioning
Dan Dalrymple (S) Head Strength and Conditioning
Korey Jones (S) Assistant Strength and Conditioning
Taylor Porter (S) Assistant Strength and Conditioning



GETTING TO 20



After their 20-13 win over Kansas City in Week 17, the Broncos have now eclipsed the 20-point mark 13 times in 2025. That is tied for the eighth-most games in team history and the most by the club since the 2014 season (15 games).

MOST 20+ POINTS GAMES, TEAM HISTORY

Rk.	Season	Games
1.	2013	16
2.	2014	15
	2012	15
	1998	15
5.	2005	14
	2000	14
	1997	14
8.	2025	13
	2002	13

HERE'S THE POINT...

The Broncos have scored a total of 382 points this season while allowing just 308 points on defense. Their point differential of +74 is the fifth-best mark among all AFC teams this year and eighth in the NFL.

BEST POINTS MARGIN, AFC TEAMS, 2025 SEASON

Rk.	Team	PS	PA	PM
1.	New England	452	310	+142
2.	Jacksonville	433	329	+104
3.	Houston	366	265	+101
4.	Buffalo	446	357	+89
5.	Denver	382	308	+74

BRONCOS NEAR TOP IN RUSHING

Recording 425 rushes for 1,902 yards (4.5 avg.) with 18 touchdowns, the Broncos have recorded the sixth-best rushing average in the AFC this season. The Broncos' 18 rushing scores are also tied for eighth among all NFL teams.

RUSHING AVERAGE, AFC TEAMS, 2025 SEASON

Rk.	Team	Att.	Yds.	Avg.	TDs	Yds./G
1.	Baltimore	480	2,525	5.3	23	157.8
2.	Buffalo	504	2,503	5.0	29	156.4
3.	Miami	407	1,981	4.9	14	123.8
4.	N.Y. Jets	433	2,027	4.7	11	126.7
5.	Indianapolis	414	1,931	4.7	26	120.7
6.	Denver	425	1,902	4.5	18	118.9

NIX IN ELITE COMPANY

With one passing touchdown in Week 17 at Kansas City, quarterback Bo Nix has now completed 25 passing touchdowns and totaled over 3,500 passing yards in each of his first two seasons. He became just the third quarterback in NFL history to do so, joining Peyton Manning and Justin Herbert.

25+ PASS. TDS AND 3,500+ PASS. YDS., FIRST TWO SEASONS, NFL HISTORY

Player	Seasons	# of Seasons
Peyton Manning	1998-99	2
Justin Herbert	2020-21	2
Bo Nix	2024-25	2

NIX HITS 5,000 CAREER PASSING YARDS

Reaching the 5,000 career passing yards mark in his 23rd career game in Week 6 vs. the Jets, Bo Nix is tied for the fourth-fastest signal caller to reach that milestone since 2020.

FASTEST PLAYERS TO 5,000 PASSING YARDS, NFL, SINCE 2020

Rk.	Player	Att.	Pass. Yds.	TDs	Games
1.	Justin Herbert	683	5,011	33	17
2.	Joe Burrow	690	5,185	33	19
	C.J. Stroud	638	5,162	29	19
4.	Bo Nix	773	5,052	38	23
	Trevor Lawrence	805	5,038	21	23
	Brock Purdy	554	5,169	42	23

NIX LEADING BRONCOS TO WINS

With quarterback Bo Nix as its starter from 2024-25, Denver has accumulated a record of 23-10 (.697) in the regular season. The team's 23 wins are the most by a Broncos' starting quarterback and are the second most by any quarterback through his first two seasons.



MOST WINS AS A STARTER, REG. SEASON,

FIRST TWO SEASONS, NFL HISTORY

Rk.	Player	Wins	Loss	Ties	Win%
1.	Russell Wilson	24	8	0	.750
2.	Bo Nix	23	10	0	.697
3.	Andrew Luck	22	10	0	.688
	Dak Prescott	22	10	0	.688
	Ben Roethlisberger	22	3	0	.880

NIX'S SITUATIONAL RECORDS

Below is a look at Bo Nix's career situational records. He owns a career 23-10 (.697) regular-season record.

BO NIX CAREER SITUATIONAL RECORDS

Throws 0 TD passes.....	4-3	On Sunday.....	18-8
Throws 1+TD passes.....	19-6	On Monday.....	2-0
Throws 2+TD passes.....	11-4	On Thursday.....	3-1
Throws 3+TD passes.....	6-2	On Saturday.....	0-1
Throws 4+TD passes.....	4-0	In September.....	4-4
Throws for <200 yds.	8-2	In October.....	7-1
Throws for 200+yds.	15-7	In November.....	7-2
Throws for 300+yds.	5-1	In Dec./Jan.	6-3
Was not intercepted.....	14-3	At home.....	14-3
Was intercepted.....	9-7	On road.....	10-7
Was not sacked.....	8-1	In division.....	7-4
Was sacked.....	15-9	In conference.....	13-9
Posts 100+rating.....	6-4	Out of conference.....	10-1

DON'T COUNT OUT BO

After the team's fourth-quarter comeback in Week 11 against the Chiefs, quarterback Bo Nix recorded his eighth career fourth-quarter comeback and fifth of 2025. That mark is tied for the most fourth-quarter comebacks in the NFL since last season and is the third most in Broncos team history.

MOST FOURTH-QUARTER COMEBACKS, SINCE 2024

Rk.	Player	Team	Games
1.	Bo Nix	Denver	8
	Caleb Williams	Chicago	8
3.	Patrick Mahomes	Kansas City	6
	Baker Mayfield	Tampa Bay	6
	Jordan Love	Green Bay	6



BO 'SIX'

Quarterback Bo Nix has been one of the best in the NFL this season in finding receivers in the end zone, tying for the seventh-most passing touchdowns (25) in 2025. He also ranks in the Top-10 this season in completions (2nd, 374), sacks taken (T-6th, 18) and passing yards (6th, 3,790).

MOST PASSING TDs, 2025 SEASON

Rk.	Player	Team	Comp.	Att.	Yds.	TDs	INTs	Rtg.
1.	Matthew Stafford	LAR	363	557	4,448	42	8	108.8
2.	Jared Goff	Det.	366	536	4,233	33	7	107.0
3.	Dak Prescott	Dal.	397	589	4,482	30	10	99.9
	Drake Maye	N.E.	340	474	4,203	30	8	112.9
5.	Justin Herbert	LAC	340	215	3,727	26	13	94.1
	Trevor Lawrence	Jac.	319	530	3,752	26	12	88.7
7.	Bo Nix	Den.	374	589	3,790	25	11	88.2
	Josh Allen	Buf.	319	460	3,668	25	10	102.2
	Jalen Hurts	Phi.	294	454	3,224	25	6	98.5
	Sam Darnold	Sea.	303	451	3,850	25	14	99.2
	Baker Mayfield	T.B.	327	521	3,490	25	10	90.3

PUTTING A 'BO' ON IT

In Week 15 vs. Green Bay, quarterback Bo Nix posted his fourth career game with at least four passing touchdowns, tied for the fourth most such contests among all signal callers since the start of the 2024 season.

Nix's four games with four passing touchdowns also ranks near the top historically among passers in their first two seasons. With his Week 15 performance against the Packers, he is now tied for the third-most games with four or more passing scores within a player's first two seasons in NFL history.

MOST GAMES WITH 4+ PASSING TDs, SINCE 2024

Rk.	Player	Games
1.	Lamar Jackson	6
2.	Matthew Stafford	5
	Joe Burrow	5
4.	Bo Nix	4
	Baker Mayfield	4
	Sam Darnold	4
7.	Aaron Rodgers	3
	Jared Goff	3
	Jordan Love	3

MOST GAMES WITH 4+ PASSING TDs IN FIRST TWO SEASONS, NFL HISTORY

Rk.	Player	Games
1.	Patrick Mahomes	7
2.	Dan Marino	6
3.	Bo Nix	4
	Four Others Tied	4

20/20 VISION

After passing for four touchdowns in Week 15 against the Packers, quarterback Bo Nix has recorded 20 passing touchdowns in back-to-back seasons. He became just the fifth player in team history to reach that mark in consecutive seasons and just the 14th player in NFL history to reach 20 passing scores in each of his first two seasons.

CONSECUTIVE SEASONS WITH 20+ PASSING TDs, TEAM HISTORY

Player	Seasons	Years
John Elway	1995-98	4
Peyton Manning	2012-14	3
Bo Nix	2024-25	2
Kyle Orton	2009-10	2
Jay Cutler	2007-08	2

HARD TO BRING DOWN BO

Quarterback Bo Nix has proven to be one of the hardest quarterbacks to take down in the NFL since entering the league in 2024, being sacked only 42 times on 1,276 dropbacks. Among signal callers with at least 900 dropbacks since the start of the 2024 season, Nix's 42 sacks are the second fewest behind only Jordan Love (35).

FEWEST SACKS TAKEN, 2024-25 SEASONS, MIN. 900 DROP BACKS,

Rk.	Player	Team	Dropbacks	Sacks
1.	Jordan Love	Green Bay	934	35
2.	Bo Nix	Denver	1,276	42
3.	Matthew Stafford	LAR	1,130	50
4.	Dak Prescott	Dallas	954	52
5.	Josh Allen	Buffalo	1,090	54

NIX TOPS THE CLASS OF 2024 CHARTS

In 33 career games since entering the NFL, quarterback Bo Nix has totaled 63 offensive touchdowns (54 pass, 9 rush, 1 rec.). That is the most among all quarterbacks in his draft class, while his passing scores (54) also top the charts.

TOTAL TOUCHDOWNS, 2024 DRAFT CLASS

Rk.	Player	Team	Pass TDs	Rush TDs	Total TDs
1.	Bo Nix	Den.	54	9	63
2.	Drake Maye	N.E.	45	6	51
3.	Caleb Williams	Chi.	45	3	49
4.	Jayden Daniels	Was.	33	8	41
5.	J.J. McCarthy	Min.	11	4	15

NIX TAKING IT HIMSELF

In his career, quarterback Bo Nix has totaled 737 rushing yards on 167 attempts (4.4 avg.) with nine touchdowns in 33 starts. His 737 rushing yards since his rookie campaign in 2024 are the third most among signal callers in Broncos team history.

Additionally, his 4.4 rushing average is tied for the third highest among Broncos quarterbacks with at least 100 rushing attempts in club annals.

MOST RUSHING YARDS, BRONCOS QBs, TEAM HISTORY

Rk.	Player	Years	Att.	Yds.	Avg.	TDs
1.	John Elway	1983-98	773	3,410	4.4	33
2.	Tim Tebow	2010-11	165	887	5.4	12
3.	Bo Nix	2024-25	167	737	4.4	9
4.	Jake Plummer	2003-06	181	670	3.7	7
5.	Russell Wilson	2022-23	135	618	4.6	6

RUSHING AVERAGE, BRONCOS QBs, MIN. 100 ATT., TEAM HISTORY

Rk.	Player	Years	Att.	Yds.	Avg.	TDs
1.	Tim Tebow	2010-11	165	887	5.4	12
2.	Russell Wilson	2022-23	135	618	4.6	6
3.	Bo Nix	2024-25	167	737	4.4	9
	John Elway	1983-98	773	3,410	4.4	33
5.	Jay Cutler	2006-08	113	423	3.7	3

BO KNOWS TOUCHDOWNS

Quarterback Bo Nix threw 29 touchdown passes in 2024, which was the second most by a rookie signal caller in league history. Additionally, his 376 completions also ranked third in NFL history while his 93.3 passer rating ranked second among rookies with at least 500 pass attempts.

MOST PASSING TDs BY A ROOKIE, NFL HISTORY

Rk.	Player	Season	Comp.	Att.	Yds.	TDs	INTs	Rtg.
1.	Justin Herbert	2020	396	595	4,336	31	10	98.3
2.	Bo Nix	2024	376	567	3,775	29	12	93.3
3.	Baker Mayfield	2018	293	463	3,524	27	14	93.4
4.	Peyton Manning	1998	326	575	3,739	26	28	71.2
	Russell Wilson	2012	252	393	3,118	26	10	100.0



NIX WITH A ROOKIE YEAR TO REMEMBER



In Week 18 of 2024, quarterback Bo Nix eclipsed the 3,500 passing yards mark with his 312 yard, four-passing score performance against the Chiefs. He became just 1-of-5 rookie signal callers in league history to record at least 3,500 passing yards and 25 passing touchdowns in his debut season, joining Jayden Daniels (2024), Justin Herbert (2020), Baker Mayfield (2018) and Peyton Manning (1998).

ROOKIES WITH 3,500+ PASS. YARDS & 25+ PASS. TDs, LEAGUE HISTORY

Player	Team	Season	Yds.	TDs
Bo Nix	Denver	2024	3,775	29
Jayden Daniels	Washington	2024	3,568	25
Justin Herbert	L.A. Chargers	2020	4,336	31
Baker Mayfield	Cleveland	2018	3,524	27
Peyton Manning	Indianapolis	1998	3,739	26

NIX SETS BRONCOS ROOKIE RECORDS

In 2024, quarterback Bo Nix completed 376-of-567 passes (66.3%) for 3,775 yards with 29 touchdowns and 12 interceptions (93.3 rtg.) in the regular season. His 376 completions were the most by a Broncos rookie quarterback while his 66.3 completion percentage was the second highest among that group.

Additionally, his 3,775 passing yards and 29 passing touchdowns were also the most by a Broncos first-year player.

MOST PASSING TDs, BRONCOS ROOKIE QBs, TEAM HISTORY

Rk.	Player	Year	Comp.	Att.	Yds.	TDs	INTs	Rtg.
1.	Bo Nix	2024	376	567	3,775	29	12	93.3
2.	Marlin Briscoe	1968	93	224	1,589	14	13	62.9
3.	Mickey Slaughter	1963	112	223	1,689	13	14	68.8
4.	Jay Cutler	2006	81	137	1,001	9	5	88.5

MOST PASSING YARDS, BRONCOS ROOKIE QBs, TEAM HISTORY

Rk.	Player	Year	Comp.	Att.	Yds.	TDs	INTs	Rtg.
1.	Bo Nix	2024	376	567	3,775	29	12	93.3
2.	Mickey Slaughter	1963	112	223	1,689	13	14	68.8
3.	John Elway	1983	123	259	1,663	7	14	54.9
4.	Marlin Briscoe	1968	93	224	1,589	14	13	62.9
5.	Drew Lock	2019	100	156	1,020	7	3	89.7

AS EFFICIENT AS ALWAYS

Quarterback Bo Nix recorded seven games in 2024 with at least 200 passing yards, two passing touchdowns and no interceptions. That was the most such games by a rookie in NFL history, surpassing C.J. Stroud (2023) and Justin Herbert (2020).

GAMES WITH 200+ PASS YDS., 2+ PASS TDs, 0 INTs, ROOKIE QBs, NFL HISTORY

Rk.	Player	Season	Games
1.	Bo Nix	2024	7
2.	C.J. Stroud	2023	6
	Justin Herbert	2020	6
4.	Gardner Minshew	2019	5
	Dak Prescott	2016	5

FULL COURT PRESS



Wide receiver Courtland Sutton earned his second career Pro Bowl honors in 2025, earning his first selection since 2019. He became just the fifth wide receiver in club history to earn a spot in the All-Star festivities multiple times.

MOST PRO BOWL SELECTIONS BY A BRONCOS WR, SINCE 1970

Player	No.	Years
Demaryius Thomas	5	2012-16
Rod Smith	3	2000-01, '05
Courtland Sutton	2	2019, '25
Emmanuel Sanders	2	2014, '16
Brandon Marshall	2	2008-09

1K COURT

After recording 40 yards on four catches (10.0 avg.) against Kansas City, wide receiver Courtland Sutton eclipsed the 1,000 yards receiving mark for the third time in his career and in back-to-back seasons for the first time. His three seasons getting to the 1,000-yard mark is tied for the fourth most in team history and he became the first Bronco since wide receivers Demaryius Thomas and Emmanuel Sanders in 2016 to reach that mark in consecutive seasons.

MOST 1,000 YARDS RECEIVING SEASONS, TEAM HISTORY

Rk.	Player	Seasons
1.	Rod Smith	8
2.	Demaryius Thomas	5
3.	Lionel Taylor	4
4.	Courtland Sutton	3
	Emmanuel Sanders	3
	Brandon Marshall	3
	Ed McCaffrey	3
	Shannon Sharpe	3
	Steve Watson	3

'HERE'S THE CATCH'

Since being drafted by the Broncos in the second round (40th overall) of the 2018 NFL Draft, wide receiver Courtland Sutton has caught 452 passes in the regular season. That is the sixth most in team history and is the most since wide receiver Demaryius Thomas caught 665 passes from 2010-18.

MOST RECEPTIONS, REG. SEASON, TEAM HISTORY

Rk.	Player	Rec.	Yds.	Avg.	TDs
1.	Rod Smith	849	11,389	13.4	68
2.	Shannon Sharpe	675	8,439	12.5	55
3.	Demaryius Thomas	665	9,055	13.6	60
4.	Lionel Taylor	543	6,872	12.7	44
5.	Ed McCaffrey	462	6,200	13.4	46
6.	Courtland Sutton	452	6,352	14.1	39
7.	Vance Johnson	415	5,695	13.7	37
8.	Emmanuel Sanders	404	5,361	13.3	28
9.	Riley Odoms	396	5,755	14.5	41
10.	Steve Watson	353	6,112	17.3	36




SUTTON IN THE RECORD BOOKS

After his Week 15 performance against the Packers where he caught seven passes for 113 yards, wide receiver Courtland Sutton surpassed wide receiver Ed McCaffrey for the fifth-most receiving yards in team history. Additionally, his 39 career receiving touchdowns are the eighth most all-time in club annals.

MOST RECEIVING YARDS, REG. SEASON, TEAM HISTORY

Rk.	Player	Rec.	Yds.	Avg.	TDs
1.	Rod Smith	849	11,389	13.4	68
2.	Demaryius Thomas	665	9,055	13.6	60
3.	Shannon Sharpe	675	8,439	12.5	55
4.	Lionel Taylor	543	6,872	12.7	44
5.	Courtland Sutton	452	6,352	14.1	39
6.	Ed McCaffrey	462	6,200	13.4	46
7.	Steve Watson	353	6,112	17.3	36
8.	Riley Odoms	396	5,755	14.5	41
9.	Vance Johnson	415	5,695	13.7	37
10.	Haven Moses	302	5,450	18.0	44

SUTTON AMONG BRONCOS BEST WRs IN FIRST 114 GAMES



Broncos wide receiver Courtland Sutton appeared in his 114th career game in Week 17 against Kansas City. His career numbers rank near the top of all Broncos wide receivers in their first 114 regular

season career games. His 6,226 receiving yards, 38 touchdowns and 442 receptions rank fourth among all Broncos wideouts in that span.

RECEIVING YDS., BRONCOS WRs, FIRST 113 REG. SEASON GAMES

Rk.	Player	Rec.	Yds.	Avg.	TDs
1.	Demaryius Thomas	614	8,475	13.8	56
2.	Rod Smith	532	7,427	14.0	47
3.	Lionel Taylor	543	6,872	12.7	44
4.	Courtland Sutton	452	6,352	14.1	39
5.	Steve Watson	322	5,655	17.6	34

SUTTON AMONG BEST BRONCOS TO

CATCH THE DEEP BALL

Since 2018, wide receiver Courtland Sutton has made 68 'big plays receiving' (receptions of 25+ yards), which is the third most in team history. It is also the most since wide receiver Demaryius Thomas recorded 80 during his time in Denver from 2010-18.

Additionally, Sutton's 68 'big plays receiving' are the second most among AFC players since he entered the NFL in 2018. Only Tyreek Hill (96) has recorded more such receptions in that span.

BIG PLAYS RECEIVING (25+ YARDS), TEAM HISTORY, SINCE 1994

Rk.	Player	Years	Rec.	Yds.	Avg.	TDs	25+
1.	Rod Smith	1995-2006	849	11,389	13.4	68	86
2.	Demaryius Thomas	2010-18	665	9,055	13.6	60	80
3.	Courtland Sutton	2018-25	452	6,352	14.1	39	68
	Shannon Sharpe	1990-2003	675	8,439	12.5	55	61
5.	Ed McCaffrey	1995-2003	462	6,200	13.4	46	53

BIG PLAYS RECEIVING (25+ YARDS), AFC, SINCE 2018

Rk.	Player	Team	Rec.	Yds.	Avg.	TDs	25+
1.	Tyreek Hill	K.C. / Mia.	683	9,587	14.0	70	96
2.	Courtland Sutton	Den.	452	6,352	14.1	39	68
3.	Travis Kelce	K.C.	770	9,090	11.8	60	64
4.	Ja'Marr Chase	Cin.	512	6,741	13.2	53	57
5.	Mike Williams	LAC/NYJ/Pit.	319	5,009	15.7	32	51

SUTTON FINDING DIFFERENT WAYS TO THE END ZONE



In the Broncos' 2024 Week 9 matchup against Baltimore, wide receiver Courtland Sutton recorded his first career passing touchdown after finding quarterback Bo Nix for a two-yard score. With that pass, he became just the third wide receiver in team history to record a passing touchdown, joining wide receivers Emmanuel Sanders and Arthur Marshall.

WIDE RECEIVERS TO PASS FOR AT LEAST ONE TOUCHDOWN, TEAM HISTORY

Player	Game	TD Pass Yds.
Courtland Sutton	at Bal. (11/3/24)	2
Emmanuel Sanders	at Ari. (10/18/18)	28
Arthur Marshall	2x, last: vs. Ind. (10/3/93)	30

MR. 6,000

Wide receiver Courtland Sutton posted 429 receptions for 6,051 yards (14.1 avg.) with 37 touchdowns through the first 110 games of his career. After recording 62 receiving yards in Week 13 versus Washington in 2025, Sutton surpassed 6,000 yards for his career.

Sutton became the seventh Broncos wideout—and the first since Demaryius Thomas in 2018—to accomplish the feat. Only Thomas (76) and Rod Smith (95) hit the 6,000-yard plateau in fewer games.

FASTEST PLAYERS TO 6,000 CAREER REC. YARDS, TEAM HISTORY

Rk.	Player	Games
1.	Demaryius Thomas	76
2.	Rod Smith	95
3.	Courtland Sutton	110
4.	Steve Watson	123
5.	Shannon Sharpe	124

ALL RISE

After recording 113 yards on seven catches with one touchdown in Week 15 against Green Bay, wide receiver Courtland Sutton has now recorded 10 games with at least 100 receiving yards in his career. That is tied for the ninth-most such games in team history and is the most since wide receivers Emmanuel Sanders and Demaryius Thomas.

MOST 100+ REC. YARD GAMES, TEAM HISTORY

Rk.	Player	# of Games
1.	Demaryius Thomas	33
2.	Rod Smith	30
3.	Lionel Taylor	24
4.	Emmanuel Sanders	19
5.	Ed McCaffrey	18
6.	Shannon Sharpe	17
7.	Steve Watson	15
8.	Al Denson	11
9.	Courtland Sutton	10
	Brandon Marshall	10



COURT ON THIRD DOWN

The connection between wide receiver Courtland Sutton and quarterback Bo Nix has been one of the best on third down the past two seasons, with the pair connecting on 57 passes for 853 yards (15.0 avg.) with six scores and 51 first downs. Among all players in that span, Sutton's 853 yards and 51 first down receptions on third down are the most in the league while his 57 receptions are third.

MOST RECEIVING YARDS ON THIRD DOWN, SINCE 2024

Rk.	Player	Rec.	Yds.	Avg.	TDs	1D
1.	Courtland Sutton	57	853	15.0	6	51
2.	Amon-Ra St. Brown	60	683	11.4	11	44
3.	George Pickens	46	674	14.7	1	38
4.	Jaxon Smith-Njigba	49	641	13.1	3	38
5.	Justin Jefferson	40	621	15.5	6	31

COURT IS IN SESSION

Wide receiver Courtland Sutton has caught 73 passes for 1,012 yards (13.9 avg.) with seven touchdowns this season. His 1,012 yards through the air are the fourth most among all AFC wide receivers while his seven touchdowns are tied for third most in the conference.

RECEIVING YARDS, AFC WRs, 2025 SEASON

Rk.	Player	Team	Rec.	Yds.	Avg.	TDs
1.	Ja'Marr Chase	Cincinnati	117	1,316	11.2	7
2.	Nico Collins	Houston	71	1,117	15.7	6
3.	Zay Flowers	Baltimore	82	1,073	13.1	3
4.	Courtland Sutton	Denver	73	1,012	13.9	7
5.	Stefon Diggs	New England	82	970	11.8	4

SUTTON KEEPS ADDING TOUCHDOWNS

In 2023, wide receiver Courtland Sutton became the first Bronco since 2015 to record double-digit touchdown catches in a season after totaling 10 scores in the end zone. In his career, Sutton has totaled 39 touchdown catches in 114 regular-season games as a Bronco, which is the eighth most in team history.

COURTLAND SUTTON'S YEAR-BY-YEAR TOUCHDOWN TOTALS

Year	Games	TDs
2018	16	4
2019	16	6
2020	1	0
2021	17	2
2022	15	2
2023	16	10
2024	17	8
2025	16	7
TOTAL	114	39

'SUTTON' ABOUT THE END ZONE

Since 2023, wide receiver Courtland Sutton has totaled 25 receiving touchdowns on 213 receptions along with 2,865 yards (13.5 avg.). In that span, his 25 receiving touchdowns are tied for the fifth most among all NFL players.

Additionally, Sutton is just 1-of-5 players to have posted at least seven receiving touchdowns in each of the last three seasons.

MOST RECEIVING TDs, SINCE 2023

Rk.	Player	Rec.	Yds.	Avg.	TDs
1.	Amon-Ra St. Brown	340	4,040	11.9	33
2.	Ja'Marr Chase	344	4,240	12.3	31
3.	Davante Adams	248	2,996	12.1	30
4.	Mike Evans	181	2,593	14.3	27
5.	Courtland Sutton	213	2,865	13.5	25
	Tee Higgins	168	2,346	14.0	25

COURT REACHES 700 AGAIN

Totaling five receptions for 62 yards (12.4 avg.) with one touchdown at Washington in Week 13 of 2025, wide receiver Courtland Sutton eclipsed the 700-receiving yard mark for the fifth straight season. He became just the fourth player in team history—and first since Demaryius Thomas from 2012-17—to reach 700 receiving yards in five consecutive years.

MOST CONSECUTIVE SEASONS WITH 700 REC. YDS., TEAM HISTORY

Player	Seasons	# of Seasons
Rod Smith	1997-2005	9
Demaryius Thomas	2012-17	6
Shannon Sharpe	1993-98	6
Courtland Sutton	2021-25	5

SUTTON SPLASHES IN POSTSEASON DEBUT

Wide receiver Courtland Sutton caught five passes for 75 yards (15.0 avg.) in his NFL playoff debut against Buffalo. His 75 yards through the air were the fourth most by a Bronco in his playoff debut in team history and the most since tight end Julius Thomas tallied 76 yards in the 2014 NFL playoffs (vs. S.D., 1/12).

MOST RECEIVING YARDS IN POSTSEASON DEBUT, TEAM HISTORY

Rk.	Player	Game (Date)	Rec.	Yds.	Avg.	TDs
1.	Demaryius Thomas	vs. Pit. (1/8/12)	4	204	51.0	1
2.	Vance Johnson	vs. N.E. (1/4/87)	4	89	22.3	1
3.	Julius Thomas	vs. S.D. (1/12/14)	6	76	12.7	0
4.	Courtland Sutton	at Buf. (1/12/25)	5	75	15.0	0
5.	Jesse Myles	at Sea. (12/24/83)	7	73	10.4	1

ENGRAM A RELIABLE TARGET



Tight end Evan Engram, who the club signed as a free agent during the 2025 offseason, joined the Broncos as one of the most efficient players at his position since entering the NFL in 2017. Totaling 543 receptions for 5,338 yards (9.8 avg.) with 26 scores, Engram has recorded the fourth-most catches among tight ends since his rookie campaign.

Additionally, his 5,338 receiving yards are fifth most among all players at his position group in that span.

MOST RECEPTIONS, SINCE 2017, NFL TEs

Rk.	Player	Rec.	Yds.	Avg.	TDs
1.	Travis Kelce	853	10,128	11.9	69
2.	George Kittle	590	7,979	13.5	52
3.	Zach Ertz	578	5,752	10.0	44
4.	Evan Engram	543	5,338	9.8	26
5.	Mark Andrews	482	5,938	12.3	56

MOST RECEIVING YARDS, SINCE 2017, NFL TEs

Rk.	Player	Rec.	Yds.	Avg.	TDs
1.	Travis Kelce	853	10,128	11.9	69
2.	George Kittle	590	7,979	13.5	52
3.	Mark Andrews	482	5,938	12.3	56
4.	Zach Ertz	578	5,752	10.0	44
5.	Evan Engram	543	5,338	9.8	26



ENGRAM GOING LONG

Tight end Evan Engram has totaled 31 receptions in his career that have gone for at least 25 yards, which is the fifth most among all active tight ends since 2017. Only George Kittle, Travis Kelce, Mark Andrews and Darren Waller have recorded more such catches in that span.

Additionally, he has recorded 2,877 yards after the catch on 543 receptions, which is the third most among all tight ends in that span.

MOST RECEPTIONS OF 25+ YARDS, SINCE 2017, ACTIVE NFL TEs

Rk.	Player	Rec.	Yds.	25+
1.	George Kittle	590	7,979	78
2.	Travis Kelce	853	10,128	73
3.	Mark Andrews	482	5,938	44
4.	Darren Waller	362	4,304	35
5.	Evan Engram	543	5,338	31

MOST YARDS AFTER THE CATCH, SINCE 2017, NFL TEs

Rk.	Player	Rec.	Yds.	YAC
1.	Travis Kelce	853	10,128	4,442
2.	George Kittle	590	7,979	4,145
3.	Evan Engram	543	5,338	2,877
4.	Dallas Goedert	409	4,676	2,347
5.	Jonnu Smith	344	3,527	2,267

GO-TO THIRD DOWN OPTION

Since his rookie season in 2017, tight end Evan Engram has recorded 153 receptions for 1,509 yards (9.9 avg.) with nine touchdowns on third down. That is the second-most receptions among all tight ends on third down, behind only Travis Kelce.

MOST RECEPTIONS ON THIRD DOWN, SINCE 2017, NFL TEs

Rk.	Player	Rec.	Yds.	Avg.	TDs
1.	Travis Kelce	185	2,411	13.0	18
2.	Evan Engram	153	1,509	9.9	9
3.	George Kittle	146	1,762	12.1	23
4.	Zach Ertz	124	1,153	9.3	14
5.	Mark Andrews	123	1,511	12.3	17

ENGRAM PAST THE STICKS

Since his rookie season, tight end Evan Engram has caught 250 passes that have gone for a first down. That is the sixth-most first down catches among tight ends in that span.

MOST RECEIVING FIRST DOWNS, SINCE 2017, NFL TEs

Rk.	Player	Rec.	Yds.	1st downs
1.	Travis Kelce	853	10,128	551
2.	George Kittle	590	7,979	372
3.	Mark Andrews	482	5,938	322
4.	Zach Ertz	578	5,752	313
5.	Hunter Henry	414	4,761	269
6.	Evan Engram	543	5,338	250

ON THE GROUND OR THROUGH THE AIR

Running back RJ Harvey has caught 46 passes for 351 yards (7.6 avg.) with five touchdowns through 16 games this season. His five touchdown catches are the most by a rookie running back in team history, while his 46 catches are second best and his 351 receiving yards are the third best.

MOST RECEIVING TOUCHDOWNS, BRONCOS ROOKIE RBs,

		TEAM HISTORY				
Rk.	Player	Season	Rec.	Yds.	Avg.	TDs
1.	RJ Harvey	2025	46	351	7.6	5
2.	Javonte Williams	2021	43	316	7.3	3
	Glyn Milburn	1993	38	300	7.9	3
	Mel Bratton	1989	10	69	6.9	3
5.	Four Others Tied	--	--	--	--	2

RJ ALL DAY

In Week 8 vs. Dallas, running back RJ Harvey finished with seven rushes for 46 yards (6.6 avg.) with two touchdowns while also recording a five-yard touchdown catch. He became just the fifth rookie in team history—and first since RB Clinton Portis in 2002—to record at least three overall touchdowns in a single game.



ROOKIES WITH 3+ TOUCHDOWNS IN A GAME, TEAM HISTORY

Player	Game	TDs
Clinton Portis	vs. K.C. (12/15/02)	4
Mike Anderson	at N.O. (12/3/00)	4
RJ Harvey	vs. Dal. (10/26/25)	3
Terrell Davis	vs. Was. (9/17/95)	3
Jon Keyworth	vs. K.C. (11/18/74)	3

HARVEY FINDING THE END ZONE

With one receiving touchdown in Week 17 against Kansas City, running back RJ Harvey has now accumulated 12 offensive touchdowns in 2025. That is the third-most scores by a rookie running back in team history while it also leads all rookie running backs drafted in the 2025 class.

MOST TDs, ROOKIE RUNNING BACKS, TEAM HISTYRY

Rk.	Player	Season	Rush TD	Rec. TD	TDs
1.	Clinton Portis	2002	15	2	17
2.	Mike Anderson	2000	15	0	15
3.	RJ Harvey	2025	7	5	12
4.	Phillip Lindsay	2018	9	1	10
	Jon Keyworth	1974	10	0	10

BRONCOS O-LINE CREATES A 'CONTINENTAL DIVIDE'

Denver's offensive line has been one of the best in the NFL in 2025 according to *Pro Football Focus*. Among all NFL teams this year, the Broncos' line ranks first in pass block efficiency (89.6) and sacks allowed (5), fourth in pressures allowed (129) and tied for eighth in QB hurries allowed (100).

HIGHEST PASS BLOCKING EFFICIENCY,

2025 SEASON REG. SEASON, PRO FOOTBALL FOCUS

Rk.	Team	Eff.
1.	Denver	89.6
2.	Pittsburgh	88.4
3.	Chicago	88.0
4.	N.Y. Giants	87.2
5.	L.A. Rams	87.0

'QUINN' PLAYING AROUND

Guard Quinn Meinerz earned his first career Pro Bowl honors in 2025, being named a starter on the AFC roster. He is just the fifth Broncos guard since the 1970 AFL-NFL merger to be named a Pro Bowler and first since Louis Vasquez in 2013.

PRO BOWL HONORS BY A BRONCOS GUARD, SINCE 1970

Player	No.	Seasons
Keith Bishop	2	1986-87
Quinn Meinerz	1	2025
Louis Vasquez	1	2013
Zane Beadles	1	2012
Mark Schlereth	1	1998



MEINERZ EARNS FIRST ALL-PRO NOD



Guard Quinn Meinerz was named first-team All-Pro by the Associated Press for his play during the 2024 season. His first career All-Pro honors, he became the first Broncos' offensive lineman since guard Louis Vasquez in 2013 and the fifth Broncos' offensive lineman in club history to be named first-team All-Pro by the AP.

OFFENSIVE LINEMEN TO BE NAMED FIRST-TEAM ALL-PRO, TEAM HISTORY

Player	Seasons	Years
G Quinn Meinerz	2024	1
G Louis Vasquez	2013	1
T Ryan Clady	2009, '12	2
C Tom Nalen	2000, '03	2
T Gary Zimmerman	1996	1

MEINERZ TOPPING THE CHARTS AGAIN

Guard Quinn Meinerz has allowed just 27 quarterback pressures this season on 626 total pass blocking snaps. His 4.3 quarterback pressure rate is the second-best mark among all NFL guards this season with at least 560 pass block snaps, according to *NextGen Stats*.

LOWEST QB PRESSURE % ALLOWED BY NFL GUARDS, 2025 SEASON,

MIN. 560 PASS BLOCK SNAPS, PER NEXTGEN STATS

Rk.	Player	Team	QBP	QBP%
1.	Mike Onwenu	New England	24	4.1
2.	Quinn Meinerz	Denver	27	4.3
3.	Tyler Smith	Dallas	28	4.6
4.	Joe Thuney	Chicago	29	4.8
5.	Tate Ratledge	Detroit	30	5.2

TACKLES PASS THE CENTURY MARK

Broncos offensive tackles Garrett Bolles and Mike McGlinchey are one of just two active pairs of tackles in the NFL to each start 100 games at tackle.

Bolles became just the sixth Bronco all-time to reach 100 career starts at offensive tackle and the first player in team annals to reach 100 starts at left tackle in Week 1 of the 2024 season. Currently, he has recorded the third-most starts (132) among any tackle in team history.

McGlinchey made his 100th career start in Week 2 of the 2025 season. After spending the first five years of his career in San Francisco, McGlinchey has started 45 games for Denver since 2023.

MOST CAREER REG. SEASON STARTS AT TACKLE, TEAM HISTORY

Rk.	Player	Years	Starts
1.	Ken Lanier	1981-94	165
2.	Matt Lepsis	1998-2007	133
3.	Garrett Bolles	2017-25	132
4.	Dave Studdard	1979-88	124
5.	Claudie Minor	1974-82	123

TEAMMATES TO START AT LEAST 100 GAMES AT TACKLE, ACTIVE PLAYERS

Team	Left Tackle	Starts	Right Tackle	Starts
Den.	Garrett Bolles	132	Mike McGlinchey	114
LAR	D.J. Humphries	100	Rob Havenstein	148

'BOLL'-ING OVER THE COMPETITION

A 2020 Associated Press All-Pro selection, tackle Garrett Bolles earned his first career Pro Bowl nod as a starter on the AFC roster in 2025. He becomes just the fourth Broncos tackle since the 1970 AFL-NFL merger to do so and first since Ryan Clady in 2014.

PRO BOWL HONORS BY A BRONCOS TACKLE, SINCE 1970

Player	No.	Seasons
Ryan Clady	4	2009, '11-12, '14
Gary Zimmerman	3	1994-96
Garrett Bolles	1	2025
Tony Jones	1	1998

EDGES ON LOCKDOWN

Tackle Garrett Bolles and Mike McGlinchey have been two of the best at their position in 2025 in pass protection, allowing pressures on just 5.5 and 7.7 percent of pass blocking snaps respectively. According to *NextGen Stats*, Bolles' 5.5 quarterback pressure percentage allowed is the lowest among NFL tackles with at least 550 pass blocking snaps while McGlinchey's 7.7 is tied for fourth.



LOWEST QB PRESSURE % ALLOWED BY NFL TACKLES, 2025 SEASON,

MIN. 550 PASS BLOCK SNAPS, PER NEXTGEN STATS

Rk.	Player	Team	QBP	QBP%
1.	Garrett Bolles	Denver	35	5.5
2.	Penei Sewell	Detroit	35	6.1
3.	Darnell Wright	Chicago	40	7.1
4.	Mike McGlinchey	Denver	49	7.7
	Morgan Moses	New England	43	7.7

ULTIMATE PROTECTORS



Tackle Garrett Bolles and Mike McGlinchey has both been stout in their pass protection this season, with Bolles allowing no sacks this season and McGlinchey allowing just two, according to *Pro Football Focus*. Bolles is the only tackle in the NFL with at least 975 offensive snaps this year to not allow a sack while McGlinchey's two sacks allowed is tied for third best.

SACKS ALLOWED BY NFL TACKLES, 2025 SEASON,

MIN. 975 OFFENSIVE SNAPS, PER PRO FOOTBALL FOCUS

Rk.	Player	Team	Sack
1.	Garrett Bolles	Denver	0
2.	Morgan Moses	New England	1
3.	Mike McGlinchey	Denver	2
	Darnell Wright	Chicago	2
	Penei Sewell	Detroit	2



MEETING AT THE QB



Through 16 games in 2025, the Broncos have totaled a league-high 64 sacks, a new franchise record for single-season quarterback takedowns. Additionally, it is the third most by a team through 16 games since 2000 and is also the most since the 2022 Philadelphia Eagles tallied 68 quarterback takedowns in that span.

TOTAL SACKS, 2025 SEASON

Rk.	Team	Sacks
1.	Denver	64
2.	Cleveland	51
3.	Atlanta	50
4.	Detroit	48
5.	Houston	46

MOST SACKS THROUGH 16 GAMES, SINCE 2000

Rk.	Team	Year	Sacks
1.	Philadelphia	2022	68
2.	New Orleans	2000	66
3.	Denver	2025	64
4.	San Diego	2006	61
5.	Carolina	2013	60
	Baltimore	2006	60

FEWER THAN 20

The Broncos held the Chiefs to 13 points in Week 17, marking their ninth game this season that they held their opponent to under 20 points. Since 2020, Denver has held opponents to 19 points or fewer 51 times, which is tied for the most games in the NFL in that span.

Additionally, the Broncos have not allowed their opponents to reach the end zone nine times under defensive coordinator Vance Joseph, including on four occasions in 2025. That is the most occurrences among NFL teams since 2023.

SINGLE GAMES SURRENDERING FEWER THAN 20 POINTS,

NFL, SINCE 2020

Rk.	Team	# of Games	W-L
1.	Denver	51	36-15
	Baltimore	51	43-8
3.	Pittsburgh	48	41-6-1
4.	San Francisco	44	39-5
5.	Kansas City	43	42-1

SINGLE GAMES ALLOWING ZERO TOUCHDOWNS,

NFL, SINCE 2023

Rk.	Team	# of Games	W-L
1.	Denver	9	9-0
2.	Baltimore	7	6-1
	Detroit	6	6-0
	Seattle	6	6-0
5.	Six Teams Tied	5	--

SHUTTING OPPONENTS DOWN IN THE RED ZONE



In 2025, the Broncos have allowed opponents to score touchdowns on only 20 of their 45 red zone trips. Their 44.4 red zone defensive percentage ranks second in the league this year, while their 20 red zone conversions allowed tops the league.

RED ZONE PERCENTAGE, NFL TEAMS, 2025 SEASON

Rk.	Team	RZ Conv.	RZ Att.	RZ%
1.	Minnesota	21	48	43.8
2.	Denver	20	45	44.4
3.	L.A. Rams	23	49	46.9
4.	L.A. Chargers	23	46	50.0
5.	Baltimore	30	59	50.8

NOTHING ON THIRD

The Broncos defense has proved to be one of the top units on third down this season, allowing opponents to convert on just 73-of-217 third-down attempts through 16 games. Their 33.6 third down conversion rate is the second lowest in the NFL.

3RD DOWN PERCENTAGE, NFL TEAMS, 2025 SEASON

Rk.	Team	3rd Conv.	3rd Att.	3rd%
1.	Seattle	73	225	32.4
2.	Denver	73	217	33.6
3.	New Orleans	69	199	34.7
4.	Houston	72	206	35.0



5.	Minnesota	74	211	35.1
----	-----------	----	-----	------

BRONCOS REINING IN OPPOSING OFFENSES

This season, the Broncos have allowed 308 points through 16 games, averaging 19.3 points allowed per game. That is the fourth-best mark in the NFL.

Additionally, Denver is one-of-two teams that currently ranks in the Top-5 in points allowed that finished last season in the Top-5 of defensive scoring (Philadelphia).

POINTS ALLOWED PER GAME, NFL TEAMS, 2025 SEASON

Rk.	Team	Games	Points	PPG
1.	Houston	16	265	16.6
2.	Seattle	16	289	18.1
3.	Philadelphia	16	301	18.8
4.	Denver	16	308	19.3
5.	New England	16	310	19.4



SURTAIN WINS 2024 ASSOCIATED PRESS

DEFENSIVE PLAYER OF THE YEAR



Cornerback Pat Surtain II was named the top defensive player in the NFL in 2024 when he was named the Associated Press Defensive Player of the Year. He became just the seventh cornerback in league history—and first since 2019—to be named the top defensive player of the season.

Additionally, he became just the second player in team history to earn the honor, joining Pro Football Hall of Fame linebacker Randy Gradishar, who was named Defensive Player of the Year in 1978.

On the season, he started all 16 games played and totaled 45 tackles (34 solo), four interceptions (132 yds., 1 TD), 11 passes defended, one forced fumble and one fumble recovery. Additionally, he allowed the fewest passing yards (306) and second-lowest passer rating when targeted (59.1) among cornerbacks with at least 375 coverage snaps per *NextGen Stats*.

CORNERBACKS TO WIN ASSOCIATED PRESS DEFENSIVE

PLAYER OF THE YEAR, NFL HISTORY

Player	Year
Pat Surtain II	2024
Stephon Gilmore	2019
Charles Woodson ^	2009
Deion Sanders ^	1994
Rod Woodson ^	1993
Lester Hayes	1980
Mel Blount ^	1975

^Pro Football Hall of Famer

PLAYERS TO WIN ASSOCIATED PRESS DEFENSIVE

PLAYER OF THE YEAR, TEAM HISTORY

Player	Pos.	Year
Pat Surtain II	CB	2024
Randy Gradishar ^	LB	1978

^Pro Football Hall of Famer

PRO BOWL PEDIGREE

Cornerback Pat Surtain II earned his fourth Pro Bowl nod for his performance during the 2025 season, tying for the third most Pro Bowl selections by a Broncos cornerback in team history. He is also the third corner in franchise history to be named a Pro Bowler in four consecutive seasons.

MOST PRO BOWL SELECTIONS BY A BRONCOS CB

Rk.	Player	No.	Years
1.	Champ Bailey	8	2004-07, '09-12
2.	Louis Wright	5	1977-79, '83, '85
3.	Pat Surtain II	4	2022-25
	Chris Harris Jr.	4	2014-16, '18
	Aqib Talib	4	2014-17

^Pro Football Hall of Famer; *AFL All-Star selections

BRONCOS CBs NAMED TO PRO BOWL IN CONSECUTIVE YEARS

Player	Years
Louis Wright	1977-79
Champ Bailey^	2004-07, '09-12
Chris Harris Jr.	2014-16
Aqib Talib	2014-17
Pat Surtain II	2022-25

^Pro Football Hall of Famer; *AFL All-Star selections

ALL-PRO PAT

In his fourth professional season, Broncos cornerback Pat Surtain II earned his second career first-team All-Pro honors from the Associated Press. He totaled 45 tackles (34 solo), four interceptions (132 yds., 1 TD), 11 passes defended, one forced fumble and one fumble recovery.

With the selection, Surtain became just the third Broncos cornerback to earn multiple first-team All-Pro accolades in his career. He's also the third defensive player in franchise history to be named first-team All-Pro multiple times by the AP within his first four seasons.

CORNERBACKS WITH MULTIPLE FIRST-TEAM ALL-PRO

SELECTIONS, TEAM HISTORY

Player	No.	Years
Champ Bailey^	3	2004-06
Pat Surtain II	2	2022, '24
Louis Wright	2	1978-79

^Pro Football Hall of Famer

DEFENSIVE PLAYERS TO EARN MULTIPLE FIRST-TEAM ALL-PRO HONORS, FIRST FOUR SEASONS, TEAM HISTORY

Player	Pos.	No.	Years
Pat Surtain II	CB	2	2022, '24
Steve Atwater^	S	2	1991-92
Karl Mecklenburg	LB	2	1985-86

^Pro Football Hall of Famer

'SURTAIN' AGAINST THE BEST

This season, cornerback Pat Surtain II has matched up with some of the top talent in the NFL, including wide receivers Calvin Ridley, Michael Pittman, Quentin Johnston, Ja'Marr Chase, AJ Brown, Garrett Wilson, George Pickens, Terry McLaurin, Christian Watson and Brian Thomas Jr.. According to *Next Gen Stats*, he has allowed a total of 19 receptions for 186 yards in 253 routes ran in those matchups.

SURTAIN II FOLLOWING NOTABLE PLAYERS, 2025 SEASON

Wk.	Player	Team	Routes	Rec.	Yds.
1	Calvin Ridley	Ten.	27	0	0
2	Michael Pittman	Ind.	16	3	28
3	Quentin Johnston	LAC	42	2	39
4	Ja'Marr Chase	Cin.	18	1	8
5	AJ Brown	Phi.	38	4	40
6	Garrett Wilson	NYJ	13	1	4
8	George Pickens	Dal.	15	3	23
13	Terry McLaurin	Was.	25	3	30
15	Christian Watson	G.B.	9	1	5
16	Brian Thomas Jr.	Jax.	25	1	9
TOTALS		--	253	19	186

TIGHT IN COVERAGE

Through 17 weeks this year, cornerback Pat Surtain II has been one of the best cornerbacks to force tight coverage on opposing wide receivers. Among corners with at least 400 coverage snaps, Surtain's 42.4 tight window percentage is the highest.

HIGHEST TIGHT WINDOW %, NFL CBs, MIN. 400 COV. SNAPS,

2025 SEASON, PER NEXTGEN STATS

Rk.	Player	Team	TW%
1.	Pat Surtain II	Denver	42.4
2.	Quinyon Mitchell	Philadelphia	41.2
3.	A.J. Terrell	Atlanta	32.8
4.	Mike Jackson	Carolina	32.6
5.	Cordale Flott	N.Y. Giants	32.3



SURTAIN LOCKED UP OPPONENTS IN 2025



According to *NextGen Stats*, cornerback Pat Surtain II has been one of the best in coverage in 2025. Among those at his position, he surrendered the third-fewest receiving yards (330) (min. 450 coverage snaps) while also allowing the lowest open target percentage (13.6) among cornerbacks

(min. 450 coverage snaps).

FEWEST REC. YDS. ALLOWED BY A CB (MIN. 450 COVERAGE SNAPS),

2025 SEASON, PER NEXTGEN STATS

Rk.	Player	Team	Rec.	Yds.
1.	Eric Stokes	Las Vegas	28	318
2.	Riq Woolen	Seattle	30	322
3.	Pat Surtain II	Denver	34	330
4.	A.J. Terrell	Atlanta	32	337
5.	Carlton Davis III	New England	36	344

OPEN TARGET %, NFL CBs (MIN. 450 COV. SNAPS),

2025 SEASON, PER NEXTGEN STATS

Rk.	Player	Team	Open Targ. %
1.	Pat Surtain II	Denver	13.6
2.	Cordale Flott	N.Y. Giants	16.1
3.	Derek Stingley Jr.	Houston	16.4
4.	A.J. Terrell	Atlanta	16.4
5.	Riley Moss	Denver	18.3

STANDING 'PAT' AGAINST RECEIVERS

According to *NextGen Stats*, cornerback Pat Surtain II's 2024 season was one of the best for a coverage corner since the system first started tracking yards allowed. Surtain's 306 yards allowed when targeted last season were the second fewest any cornerback with at least 500 coverage snaps has given up since the stat was first recorded by the site in 2016.

FEWEST REC. YARDS ALLOWED IN A SEASON, NFL CBs,

SINCE 2016, MIN. 500 COV. SNAPS, PER NEXTGEN STATS

Rk.	Player	Season	Team	Games	Yds.
1.	A.J. Terrell	2021	Atlanta	17	297
2.	Pat Surtain II	2024	Denver	17	306
3.	Patrick Peterson	2018	Arizona	16	313
4.	Chris Harris	2016	Denver	16	336
5.	Jalen Ramsey	2020	L.A. Rams	16	350

NO 'SURTAIN' THING ABOUT IT

In 2024, cornerback Pat Surtain II was targeted 56 times over 516 coverage snaps and allowed just 306 yards on 35 receptions, per *NextGen Stats*. Among all cornerbacks with at least 375 coverage snaps last year, Surtain averaged the lowest average EPA when targeted, recording a -0.43 mark.

LOWEST EPA/TARGET, NFL CBs, MIN. 375 COV. SNAPS,

2024 SEASON, PER NEXTGEN STATS

Rk.	Player	Team	EPA/Target
1.	Pat Surtain II	Denver	-0.43
2.	Nate Wiggins	Baltimore	-0.42
3.	Tarheeb Still	L.A. Chargers	-0.24
4.	Derek Stingley Jr.	Houston	-0.22
5.	Byron Murphy	Minnesota	-0.19

SURTAIN KNOCKING IT OUT OF THE AIR



In his first five seasons in the NFL, cornerback Pat Surtain II has produced a total of 59 passes defended. In his first 79 career games (78 starts), Surtain's 59 pass breakups are the second most amongst all Broncos in that span.

MOST PASSES DEF., FIRST 78 REG. SEASON GAMES, TEAM HISTORY

Rk.	Player	Years	PDs
1.	Bradley Roby	2014-18	60
2.	Pat Surtain II	2021-25	59
3.	Chris Harris Jr.	2011-15	52
4.	Justin Simmons	2016-21	41

P2 SAYS NO

Totaling 59 passes defended since being drafted by Denver with the ninth overall pick of the 2021 NFL Draft, cornerback Pat Surtain II is the first Bronco since at least 1999 to record double-digit PDs in each of his first five seasons. Additionally, Surtain is the second NFL player since 2018 to accomplish the feat.

SEASONS WITH 10+ PDs, FIRST FIVE SEASONS, TEAM HISTORY

Rk.	Player	Years	No.
1.	Pat Surtain II	2021-24	5
2.	Bradley Roby	2014-15	4
3.	Kelly Herndon	2003-04	2
	Chris Harris Jr.	2013-14	2

SEASONS WITH 10+ PDs, NFL CBs, FIRST FIVE SEASONS, SINCE 2018

Player	Years	Team	No.
Pat Surtain II	2021-24	Broncos	5
Denzel Ward	2018-20	Browns	5

SURTAIN AND HUFANGA LEAD

DRAFT CLASS IN MOST INTs

Cornerback Pat Surtain II has recorded 12 interceptions (199 yds.), including one during the 2025 season. His 12 picks are tied for the most by any player who was selected in the 2021 NFL Draft.

Additionally, safety Talanoa Hufanga has combined for seven interceptions (109 yds.). That is tied for the eighth most among all players drafted in the 2021 NFL Draft.

MOST INTERCEPTIONS BY A PLAYER SELECTED IN 2021 NFL DRAFT

Rk.	Player	Team	INTs	Yds.
1.	Pat Surtain II	Den.	12	199
	Camryn Bynum	Min./Ind.	12	69
3.	Paulson Adebayo	N.O./NYG	11	150
4.	Jaycee Horn	Car.	10	108
5.	Ernest Jones	Sea.	9	212
6.	Andre Cisco	Jac./NYJ	8	158
	Deommodore Lenoir	S.F.	8	180
8.	Tre'von Moehring	L.V./Car.	7	140
	Talanoa Hufanga	S.F./Den.	7	109
	Brandin Echols	NYJ	7	80
	Tyson Campbell	Cle.	7	69
	Asante Samuel Jr.	LAC	7	45



SURTAIN AND HUFANGA TOP OF THE CLASS

Only three defensive players from the 2021 NFL Draft Class have been named first team All-Pro by the Associated Press. Cornerback Pat Surtain II has been named first team All-Pro twice in his career—earning the honor in 2022 and 2024—while safety Talanoa Hufanga was named first-team All-Pro in 2022.

DEFENSIVE PLAYERS TO BE NAMED AP FIRST-TEAM ALL-PRO,

2021 DRAFT CLASS

Player	Years	All Pros
Pat Surtain II	2	2022, '24
Micah Parsons	2	2021-22
Talanoa Hufanga	1	2022

DON'T THROW ON MOSS

Cornerback Riley Moss has allowed opposing quarterbacks to complete just 56.0% of their passes when targeting him this season. That mark is the fifth-lowest among all NFL cornerbacks who have been targeted at least 80 times in 2025.

COMPLETION PERCENTAGE AGAINST, NFL CBs, MIN. 80 TARGETS, PER NEXTGEN STATS

Rk.	Player	Team	Targets	Comp.%
1.	Quinyon Mitchell	Philadelphia	85	42.4
2.	Mike Jackson	Carolina	92	52.2
3.	Nahshon Wright	Chicago	84	54.8
4.	Kamari Lassiter	Houston	87	55.2
5.	Riley Moss	Denver	109	56.0

BRINGING THE BOOM

Through 17 weeks this season, safety Talanoa Hufanga has totaled 103 combined tackles. His 103 tackles thus far are tied for the third most among Broncos safeties through the first 17 weeks of a season since at least the 1994 season.

MOST TACKLES, BRONCOS SAFETIES,

FIRST 16 WEEKS OF A SEASON

Rk.	Player	Season	Solo	Asst.	Total
1.	Brian Dawkins	2009	95	21	116
2.	Brandon Jones	2024	79	35	114
3.	Talanoa Hufanga	2025	65	38	103
	Steve Atwater	1995	82	21	103
5.	Justin Simmons	2018	71	26	97

MAKING PLAYS OVER THE TOP



This season, safety Talanoa Hufanga has eclipsed 100 tackles, 10 passes defended and two sacks. He is just the second player in team history to reach those marks in a single season, joining linebacker Danny Trevathan in 2013.

PLAYERS WITH 100+ TACKLES, 10+ PDs, 2+ SACKS,

SINGLE SEASON, TEAM HISTORY

Player	Season	Tackles	PDs	Sacks
Talanoa Hufanga	2025	103	11	2
Danny Trevathan	2013	125	10	2

JONES AMONG BRONCOS GREATS

Safety Brandon Jones totaled 115 tackles (79 solo) during his first season in Denver in 2024, becoming just the sixth Broncos safety since 1990 to record at least 100 tackles and three interceptions. He also became the first player at his position to do so since Pro Football Hall of Fame safety Steve Atwater in 1995.

BRONCOS SAFETIES WITH 100+ TACKLES & 3 INTS, SINCE 1990

Player	Season	Tackles	INTs
Brandon Jones	2024	115	3
Steve Atwater	1995	103	3
Tyrone Braxton	1993	111	3
Dennis Smith	1992	120	4
Steve Atwater	1991	150	5
Dennis Smith	1991	110	5

McMILLIAN NOT AFRAID TO MIX IT UP



In his first four seasons, cornerback Ja'Quan McMillian has recorded 188 tackles (140 solo), seven sacks (54 yds.), five interceptions (74 yds., 1 TD), 22 passes defended, five forced fumbles, two fumble recoveries and 16 tackles for loss. His 16 tackles for loss are the second most by a Broncos cornerback in team history, behind only Chris Harris Jr. (23).

MOST TFLs BY A CB, TEAM HISTORY

Rk.	Player	Years	TFLs
1.	Chris Harris Jr.	2011-19	23
2.	Ja'Quan McMillian	2022-25	16
3.	Champ Bailey	2004-13	13
4.	Bradley Roby	2014-18	8
5.	Aqib Talib	2014-17	5

McMILLIAN AN UNDRAFTED GEM

In his first 50 career games, cornerback Ja'Quan McMillian has totaled 188 tackles. That is the second most by a Broncos undrafted defensive back in that span, behind only cornerback Chris Harris Jr. (206).

MOST TACKLES BY A BRONCOS UNDRAFTED DB, FIRST 50 GAMES

Rk.	Player	Seasons	Tackles
1.	Chris Harris Jr.	2011-13	209
2.	Ja'Quan McMillian	2022-25	189
3.	Kelly Herndon	2002-04	144
4.	Lenny Walls	2002-05	104
5.	George Coghill	1998-2001	85

NOSE FOR THE QUARTERBACK

Cornerback Ja'Quan McMillian has tallied 7.0 sacks in his four-year career thus far, most recently taking down Chiefs quarterback Patrick Mahomes twice in Week 11. His 7.0 sacks are the fifth-most by an undrafted cornerback in NFL history and most by an undrafted corner in team history.

MOST SACKS BY AN UNDRAFTED CB, NFL HISTORY

Rk.	Player	Sacks	Yds.
1.	Mike Hilton	11.5	77
	Kenny Moore II	11.5	68
3.	Corey Ivy	9.5	55
4.	K'Waun Williams	8.0	63.5
5.	Ja'Quan McMillian	7.0	54



McMILLIAN SHINES AGAINST CHIEFS

In the Broncos' Week 11 matchup against Kansas City, cornerback Ja'Quan McMillian tallied two sacks and also intercepted a pass from Chiefs quarterback Patrick Mahomes. He became just the sixth cornerback in NFL history to record at least two sacks and pick off one pass in a single game and the first to do so since 2023.

CBs WITH 2+ SACKS & 1+ INT IN A GAME, NFL HISTORY

Player	Team	Opp. (Date)	Sacks	INTs
Ja'Quan McMillian	Denver	vs. K.C. (11/26/25)	2	1
Devon Witherspoon	Seattle	at NYG (10/2/23)	2	1
Captain Munnerlyn	Carolina	vs. NYJ (12/15/13)	2	1
Shawn Springs	Washington	at Dal. (12/26/04)	2	1
Randy Hilliard	Cleveland	at N.E. (9/8/91)	2	1
Eric Thomas	Cincinnati	at Hou. (11/13/89)	2	1

ALL-PRO & PRO BOWL ALLEN

Defensive lineman Zach Allen earned his first All-Pro honors from the Associated Press in 2024 after being named to the second team. He became the eighth defensive lineman in team history to be named All-Pro from the AP (since 1974) and the first since defensive tackle Trevor Pryce in 2001.



This season, Allen was also named to his first career Pro Bowl after leading the league in quarterback hits through 17 weeks (45).

DEFENSIVE LINEMEN NAMED TO AP ALL-PRO TEAM, TEAM HISTORY,

SINCE 1974		
Player	Honors	Seasons
Zach Allen	1	2024
Trevor Pryce	2	1999, 2001
Alfred Williams	1	1996
Greg Kragen	1	1992
Rulon Jones	2	1985-86
Lyle Alzado	2	1977-78
Paul Smith	1	1973
Rich Jackson	1	1970

KNOCKING ON THE DOOR

Through 16 games in 2025, defensive lineman Zach Allen and outside linebacker Nik Bonitto have been two of the best players to get to the quarterback, racking up 45 and 26 quarterback hits respectively. Among the entire league, Allen and Bonitto's quarterback hits rank first and tied for fifth.

MOST QB HITS, 2025 SEASON

Rk.	Player	Team	QBH
1.	Zach Allen	Denver	45
2.	Myles Garrett	Cleveland	37
3.	Aidan Hutchinson	Detroit	33
4.	Brian Burns	N.Y. Giants	30
5.	Nik Bonitto	Denver	26
	Micah Parsons	Green Bay	26

UNDER PRESSURE

Since joining the Broncos in 2023, defensive lineman Zach Allen has totaled 109 quarterback hits. That mark leads all NFL players in that span, while his 187 quarterback pressures leads all interior defensive linemen.

MOST QB HITS, SINCE 2023

Rk.	Player	Team	Hits
1.	Zach Allen	Denver	109
2.	Myles Garrett	Cleveland	95
3.	Aidan Hutchinson	Detroit	83
4.	Micah Parsons	Dallas/Green Bay	82
5.	T.J. Watt	Pittsburgh	81

ZACH ATTACK



Defensive lineman Zach Allen has appeared in 94 regular-season games (84 starts) since entering the NFL. He has recorded 294 tackles (151 solo), 31.5 sacks (195.0 yds.), one interception (25 yds.), 23 passes defended, one forced fumble and three

fumble recoveries in his career.

Among active interior defensive linemen since the start of 2020, Allen is 1-of-4 players to accumulate totals of at least 25 sacks and 20 PDs.

ACTIVE DLs W/ AT LEAST 25 SACKS & 20 PDS, SINCE 2020

Player	Team	Sacks	Yds.	PDs
Jeffery Simmons	Ten.	39.5	296.5	26
Cameron Heyward	Pit.	38.0	248.5	34
Daron Payne	Was.	29.0	190.5	20
Zach Allen	Ari. / Den.	31.5	195.0	23

JOINING THE ELITE

With 45 quarterback hits so far in 2025, defensive lineman Zach Allen is just the second player since 2006 to record at least 40 quarterback hits in back-to-back seasons (J.J. Watt). Allen also joined Watt as the only two defensive linemen in NFL history to reach 40 QB hits in back-to-back years.

PLAYERS WITH AT LEAST 40 QB HITS IN A SEASON, SINCE 2006

Player	No. of Seasons	Seasons
J.J. Watt	4	2012-14
Zach Allen	2	2024-25
T.J. Watt	1	2020
Nick Bosa	1	2022
Aaron Donald	1	2018

BRINGING THE HEAT

Through 16 games this season, defensive lineman Zach Allen has totaled 68 quarterback pressures, according to *Pro Football Focus*. That is the most among all interior defensive linemen this season.

QB PRESSURES, INTERIOR DEFENSIVE LINEMEN,

2025 SEASON, PER PRO FOOTBALL FOCUS

Rk.	Player	Team	Pressures
1.	Zach Allen	Denver	68
2.	Jeffery Simmons	Tennessee	62
3.	Chris Jones	Kansas City	60
4.	Leonard Williams	Seattle	56
5.	Three Players Tied	--	51

UPPING THE PRESSURE

Denver's interior defensive line has been among the league's best in 2025 in providing pressure on opposing quarterbacks. Defensive lineman John Franklin-Myers has the third-most sacks (7.5).

MOST SACKS BY INTERIOR DL,

2025 SEASON, PER NEXTGEN STATS

Rk.	Player	Team	Sacks	Sack%
1.	Jeffery Simmons	Tennessee	10.0	2.5
2.	Brandon Dorlus	Atlanta	8.5	2.9
3.	John Franklin-Myers	Denver	7.5	2.1
4.	Byron Murphy	Seattle	7.0	1.6
	Leonard Williams	Seattle	7.0	1.5
	Kobie Turner	L.A. Rams	7.0	1.7



'ALLEN' A DAY'S WORK

Defensive lineman Zach Allen recorded at least 0.5 sack in six consecutive games stretching from Week 5 to Week 10 of the 2025 season. His six-game sack streak was tied for the second-longest by a defensive lineman in team history and the longest since former Broncos defensive end Alfred Williams (11 games) in 1996.

LONGEST SACK STREAKS, DEFENSIVE LINEMEN, TEAM HISTORY

Rk.	Player	Seasons	Games
1.	Alfred Williams	1996	11
2.	Zach Allen	2025	6
	Rulon Jones	1986	6
	Rulon Jones	1985	6

FORCE IN THE BACKFIELD

With two tackles for loss in the 2024 Week 17 matchup against Cincinnati, defensive lineman Zach Allen increased his season total to 15 tackles for loss. That was the most by any Broncos defensive lineman in a season since the stat was first tracked in 2008.

MOST TACKLES FOR LOSS IN A SEASON,

BRONCOS DEFENSIVE LINEMEN, SINCE 2008

Rk.	Player	Season	TFLs
1.	Zach Allen	2024	15
2.	Elvis Dumervil	2009	14
3.	Malik Jackson	2013	11
4.	Elvis Dumervil	2011	10
	Jason Hunter	2010	10

D-LINE PUTTING A STOP TO THE RUN

In 2024, the Broncos defensive line featured some of the best players at their position at stifling the rushing attack of the opposing team. Per *NextGen Stats*, defensive lineman Zach Allen and defensive tackle Malcolm Roach (6.5) were tied for the second-highest stuff percentage among defensive linemen with at least 150 defensive snaps while defensive tackle D.J. Jones (6.0) ranked fifth.

HIGHEST RUN STUFF %, NFL DLs, MIN. 150 DEF. SNAPS,

2024 SEASON, PER NEXTGEN STATS

Rk.	Player	Team	Snuffs	Stuff%
1.	Grover Stewart	Indianapolis	23	6.7
2.	Zach Allen	Denver	20	6.5
	Malcolm Roach	Denver	13	6.5
4.	Travis Jones	Baltimore	12	6.1
5.	D.J. Jones	Denver	12	6.0

DOMINANT DRE



From 2022-23, inside linebacker Dre Greenlaw totaled 291 tackles (183 solo) and 13 passes defended in the regular season and postseason combined. He is just 1-of-9 players to record at least 290 tackles and double-digit passes defended in that span.

PLAYERS WITH 290+ TACKLES, 10+ PDs,

REG. SEASON + POSTSEASON, 2022-23

Player	Teams	Tackles	PDs
Foye Oluokun	Jac.	384	11
Roquan Smith	Chi./Bal.	358	14
Zaire Franklin	Ind.	345	12
T.J. Edwards	Phi./Chi.	325	15
Fred Warner	S.F.	318	23
C.J. Mosley	NYJ	310	14
Bobby Okereke	Ind./NYG	298	15
Dre Greenlaw	S.F.	291	13
Lavonte David	T.B.	290	10

GREENLAW A POSTSEASON STAPLE

Since his first postseason appearance in 2019, inside linebacker Dre Greenlaw has tallied 72 tackles in the playoffs. Among all NFL players, that is the fifth-most takedowns in that span, behind only Fred Warner (97), Nick Bolton (81), L'Jarius Sneed (75) and Matt Milano (73).

MOST TACKLES IN THE POSTSEASON, SINCE 2019

Rk.	Player	Teams	Tackles
1.	Fred Warner	S.F.	97
2.	Nick Bolton	K.C.	81
3.	L'Jarius Sneed	K.C./Ten.	75
4.	Matt Milano	Buf.	73
5.	Dre Greenlaw	S.F.	72

SINGLETON A TACKLING MACHINE

From 2020-23, inside linebacker Alex Singleton appeared in 66 games (47 starts) and totaled 571 tackles (345 solo). Singleton's 571 tackles in that span ranked fourth in the NFL.

Singleton was 1-of-9 players to record 100 or more tackles in each of those four seasons, including a single-season career high 175 in 2023.

MOST DEFENSIVE TACKLES, 2020-23

Rk.	Player	Team	Tkls
1.	Foye Oluokun	Atl. / Jac.	666
2.	Bobby Wagner	Sea. / LAR	631
3.	Roquan Smith	Chi. / Bal.	629
4.	Alex Singleton	Phi. / Den.	571
5.	Fred Warner	S.F.	524

SINGLETON ECLIPSES BRONCOS' SINGLE-SEASON

TACKLE RECORD

In 2023, inside linebacker Alex Singleton recorded 175 tackles (105 solo), setting a new franchise mark for most tackles in a season since at least 1991 (according to press box stats). The previous mark was set by linebacker Michael Brooks (170) in 1992.

BRONCOS MOST TACKLES, SINGLE SEASONS, SINCE AT LEAST 1991

Rk.	Player	Year	Solo	Asst.	Total
1.	Alex Singleton	2023	105	70	175
2.	Michael Brooks	1992	109	61	170
3.	Michael Brooks	1991	96	57	153
4.	Alex Singleton	2022	92	60	152
5.	Steve Atwater	1992	73	78	151

SINGLETON STACKS DOUBLE-DIGIT GAMES

Since joining the Broncos in 2022, inside linebacker Alex Singleton has recorded double-digit tackles in 26 games. That mark is the sixth highest among all NFL players in that span while his 486 tackles since then ranks 13th in the NFL.

DOUBLE-DIGIT TACKLE GAMES, SINCE 2022

Rk.	Player	Games
1.	Roquan Smith	35
	Zaire Franklin	33
3.	Foye Oluokun	30
4.	Jordyn Brooks	27
	Bobby Wagner	27
6.	Alex Singleton	26



COOPER: MOST SACKS OF ANY SEVENTH-ROUND DRAFT PICK SINCE 2019

Outside linebacker Jonathon Cooper, who was selected by the Broncos in the seventh round (239th overall) of the 2021 NFL Draft, has accumulated 31.5 sacks (210.0 yds.) in 80 career games played (64 starts). Through 16 games in 2025, Cooper has totaled 8.0 sacks, including tying a career-high 2.0 sacks in Week 6 against the Jets.

Among players selected in the seventh round of an NFL Draft since 2019, Cooper's 31.5 sacks are the most.

MOST SACKS BY A PLAYER SELECTED IN THE SEVENTH ROUND OF AN NFL DRAFT, SINCE 2019

Rk.	Player	Draft Yr.	Rd. (Pick)	Sacks
1.	Jonathon Cooper	2021	7 (239)	31.5
2.	Kaden Elliss	2019	7 (244)	20.5
3.	James Smith-Williams	2020	7 (229)	8.0
	Casey Toohill	2020	7 (233)	8.0
	Kamren Curl	2020	7 (216)	8.0

COOPER A SEVENTH-ROUND STEAL

Signed by the Broncos to a four-year extension during the 2024 season, outside linebacker Jonathon Cooper has accumulated 31.5 sacks (210.0 yds.) since entering the NFL in 2021. His 31.5 career sacks are the third most by a player in a Broncos uniform who was selected in the seventh round or later of an NFL Draft.

MOST CAREER SACKS, PLAYERS SELECTED IN THE SEVENTH ROUND OR LATER, TEAM HISTORY

Rk.	Player	Yr. Drafted	Rd. (Pick)	Sacks	Yds.
1.	Karl Mecklenburg	1983	12 (310)	79.0	179.0
2.	Maa Tanuvasa	1993	13 (209)	33.0	195.0
3.	Jonathon Cooper	2021	7 (239)	31.5	210.0
4.	Shelby Harris	2014	7 (235)	21.5	138.5
5.	Ken Woodard	1982	10 (274)	11.0	N/A

COOP AND THE QB

With one sack in Week 3 against Los Angeles, OLB Jonathon Cooper increased his season total to 2.0 sacks for the fifth time in his five-year career thus far. He became just the second seventh-round selection by any NFL team since 1994—when the NFL transitioned to a seven-round draft—to record at least 2.0 sacks in each of his first five seasons.

PLAYERS WITH 2+ SACKS IN EACH OF FIRST 5 SEASONS, SINCE 1994

Player	Yr. Drafted	Team	Seasons
Jonathon Cooper	2025	Denver	5
Bobby McCray	2004	Jacksonville	5

JOINING ELITE COMPANY

Since the start of the 2023 season, outside linebacker Jonathon Cooper has totaled 177 tackles (99 solo) and 27.0 sacks (175.0 yds.) in 50 games played. He is just 1-of-9 players in the NFL to record at least 150 tackles and 25 sacks in that span.

PLAYERS WITH 25+ SACKS, 150+ TACKLES, SINCE 2023

Player	Team	Sacks	Tackles
Maxx Crosby	Las Vegas	32.0	208
Byron Young	L.A. Rams	26.5	203
Harold Landry III	New England	28.0	189
Brian Burns	N.Y. Giants	33.0	186
T.J. Watt	Pittsburgh	37.5	182
Danielle Hunter	Houston	42.5	181
Jonathon Cooper	Denver	27.0	177
Zach Sieler	Miami	25.5	162
Josh Hines-Allen	Jacksonville	33.5	158

'ZERO'ING ON THE QB




Outside linebacker Jonathon Cooper has been one of the best seventh-round draft choices at getting to the quarterback since the NFL transitioned to a seven-round draft format. Since that transition in 1994, Cooper's 31.5 sacks leads all seventh-round draft choices through their first 80 career games.

SACKS BY A SEVENTH-ROUND PICK IN FIRST 80 GAMES, SINCE 1994

Rk.	Player	Sacks
1.	Jonathon Cooper	31.5
2.	Bobby McCray	30.0
3.	Keith McKenzie	30.0
4.	Bryce Fisher	26.5
5.	Jay Ratliff	25.0

BONITTO NAMED ALL-PRO FOR FIRST TIME

Earning his first Pro Bowl honors in 2024, outside linebacker Nik Bonitto was also named second-team All-Pro by the Associated Press for the first time in his career last year. He became the sixth Bronco to be honored as an edge rusher since the AP first started naming All-Pros.



BRONCOS EDGE RUSHERS NAMED ALL-PRO BY AP, TEAM HISTORY, SINCE 1974

Player	No.	Years
Nik Bonitto	1	2024
Von Miller	6	2012, '14-18
Elvis Dumervil	1	2009
John Mobley	1	1997
Bob Swenson	1	1981
Tom Jackson	2	1977-78

CASA BONITTO TO SECOND STRAIGHT PRO BOWL

Outside linebacker Nik Bonitto earned his second consecutive Pro Bowl nod in 2025, becoming the fifth outside linebacker in team history to be named to the All-Star festivities in consecutive years. In 2025, Bonitto became the first Bronco to reach double-digit sacks in back-to-back seasons since Von Miller (2014-18), recording 12.5 quarterback takedowns this season.


In 2024, he became the seventh linebacker in team history to be named to the Pro Bowl within his first three seasons and the first to do so since Bradley Chubb in 2020.

BRONCOS OLBS NAMED TO PRO BOWL IN CONSECUTIVE SEASONS

Player	No.	Years
Von Miller	2, 6	2011-12, '14-19
Tom Jackson	3	1977-79
Nik Bonitto	1	2024
Demarcus Ware	2	2014-15
Elvis Dumervil	2	2011-12



BONITTO TIED FOR SIXTH IN SACKS



Outside linebacker Nik Bonitto has been one of the best pass rushers in the NFL through 16 games of the season, racking up a total of 12.5 quarterback sacks for 82.5 yards. His 12.5 sacks ranks tied for sixth in the NFL while it is also the most by a Bronco since Von Miller tallied 14.5 sacks in 2018.

MOST SACKS IN NFL, 2025 SEASON

Rk.	Player	Team	Sacks	Yds.
1.	Myles Garrett	Cleveland	22.0	160.0
2.	Brian Burns	N.Y. Giants	16.5	136.0
3.	Danielle Hunter	Houston	14.0	109.0
4.	Aidan Hutchinson	Detroit	13.5	97.5
5.	Tuli Tuipulotu	L.A. Chargers	13.0	71.0
6.	Nik Bonitto	Denver	12.5	82.5
	Micah Parsons	Green Bay	12.5	80.5


CAN'T STOP NIK

In 2024, outside linebacker Nik Bonitto recorded a team-high 13.5 sacks (88.5 yds.) along with 48 tackles (33 solo) and four passes defended. His 13.5 sacks last year were the third most among all NFL players while his 88.5 sack yards were the seventh most.

MOST SACKS IN NFL, 2024 SEASON

Rk.	Player	Team	Sacks	Sack Yds.
1.	Trey Hendrickson	Cincinnati	17.5	125.5
2.	Myles Garrett	Cleveland	14.0	92.0
3.	Nik Bonitto	Denver	13.5	88.5
4.	Kyle Van Noy	Baltimore	12.5	83.5
5.	Jonathan Greenard	Minnesota	12.0	110.0
	Danielle Hunter	Houston	12.0	93.5
	Micah Parsons	Dallas	12.0	83.0

BUILT UNDER PRESSURE



Through 16 games this season, outside linebacker Nik Bonitto has registered 72 quarterback pressures, according to *NextGen Stats*. That is the fifth-most pressures among all NFL players this year, and his 19.4 pressure percentage ranks third among players with at least 225 pass rush snaps.

QB PRESSURE %, MIN. 225 PASS RUSH SNAPS, 2025 SEASON

Rk.	Player	Team	Pressures	QBP%
1.	Micah Parsons	Green Bay	83	20.7
2.	Will Anderson Jr.	Houston	84	19.8
3.	Nik Bonitto	Denver	72	19.4
4.	Al-Quadin Muhammad	Detroit	58	18.5
5.	Jalyx Hunt	Philadelphia	57	17.8

IN THE 'NIK' OF TIME

Drafted by the Broncos in the second round (64th overall) of the 2022 NFL Draft, outside linebacker Nik Bonitto has totaled 35.5 sacks (242.0 yds.) in his career. That is the second most among those in his draft class, behind only Aidan Hutchinson (40.0).

MOST SACKS, 2022 DRAFT CLASS

Rk.	Player	Team	Sacks	Sack Yds.
1.	Aidan Hutchinson	Detroit	42.0	310.5
2.	Nik Bonitto	Denver	35.5	242.0
3.	George Karlaftis	Kansas City	30.5	165.0
4.	Travon Walker	Jacksonville	27.5	216.5
5.	Kayvon Thibodeaux	N.Y. Giants	23.5	187.5

NIK GETTING TO THE QB



After recording two sacks in Week 14 against Las Vegas, outside linebacker Nik Bonitto has recorded 10 career multi-sack games since entering the league in 2022, including five this season. His five multi-sack games this year are tied for the third most in the league this year.

MULTI-SACK GAMES, 2025 SEASON

Rk.	Player	Games
1.	Myles Garrett	6
	Brian Burns	6
3.	Nik Bonitto	5
	Danielle Hunter	5
5.	Micah Parsons	4

'MARVELOUS' MARV AN ALL-PRO AGAIN

In his second season in the NFL, wide receiver Marvin Mims Jr. earned his second All-Pro honor by the Associated Press as a returner. He became the fourth Bronco in team history to be named an All-Pro by the AP as a returner and the first Bronco since wide receiver Rick Upchurch to be named an All-Pro as a returner in consecutive seasons.

Additionally, Mims became just the second player in team history to be named All-Pro by the AP in each of his first two NFL seasons, joining tackle Ryan Clady (2008-09).

AP ALL-PROS AS RETURNERS, TEAM HISTORY

Player	No.	Years
Rick Upchurch	5	1976-79, 82
Marvin Mims Jr.	2	2023-24
Darrien Gordon	1	1997
Glyn Milburn	1	1995

BRONCOS NAMED AP ALL-PRO IN EACH OF FIRST TWO SEASONS

Player	Pos.	Years
Marvin Mims Jr.	Ret.	2023-24
Ryan Clady	T	2008-09



MIMS BACK IN ORLANDO



Selected by the Broncos in the second round (63rd overall) of the 2023 NFL Draft, wide receiver Marvin Mims Jr. posted impressive numbers as a returner in his second season in the NFL. He totaled 26 punt returns for 408 yards (15.7 avg.) and seven kickoff returns for 194 yards (27.7 avg.).

Mims' efforts in 2024 earned him his second consecutive Pro Bowl selection. He became the third Bronco to receive a Pro Bowl nod as a return specialist and the second player in team history to be named to the Pro Bowl in each of his first two seasons.

BRONCOS NAMED TO PRO BOWL IN EACH OF THEIR FIRST TWO SEASONS

Player	Pos.	Years
Marvin Mims Jr.	Ret.	2023-24
Von Miller	OLB	2011-12

BRONCOS RETURN SPECIALISTS NAMED TO THE PRO BOWL

Player	No.	Years
Rick Upchurch	3	1977-78, '82
Marvin Mims Jr.	2	2023-24
Glyn Milburn	1	1995

MIMS SHOWS EXPLOSIVENESS ON RETURNS



Since his rookie campaign in 2023, wide receiver Marvin Mims Jr. has been one of the best kick returners in the NFL, averaging 15.8 yards per punt return and 26.6 yards per kickoff return. His 15.8 yards per punt return is the highest in team history among players with at least 10 returns while his 26.6 kickoff return average is the third highest among Broncos with at least 15 returns.

HIGHEST PUNT RETURN AVERAGE,

TEAM HISTORY (MIN. 10 RETURNS)

Rk.	Player	Returns	Yds.	Avg.
1.	Marvin Mims Jr.	72	1,136	15.8
2.	Darrien Gordon	74	922	12.5
3.	Rod Smith	53	647	12.2
4.	Rick Upchurch	248	3,008	12.1
5.	Charley Mitchell	21	251	12.0

HIGHEST KICKOFF RETURN AVERAGE,

TEAM HISTORY (MIN. 15 RETURNS)

Rk.	Player	Returns	Yds.	Avg.
1.	Trindon Holliday	39	1,133	29.1
2.	Quan Cosby	17	457	26.9
3.	Marvin Mims Jr.	47	1,249	26.6
4.	Goldie Sellers	25	661	26.4
5.	Kevin Kasper	29	765	26.4

MIMS A PUNT RETURN WEAPON

Wide receiver Marvin Mims Jr. has been one of the best returners in the NFL since entering the league in 2023. He has totaled 1,136 punt return yards in his first three seasons, which is the third most by a Bronco in his first three years in team history.

MOST PUNT RETURN YARDS, FIRST THREE SEASONS, TEAM HISTORY

Rk.	Player	Returns	Yds.	Avg.
1.	Rick Upchurch	117	1,501	12.8
2.	Glyn Milburn	112	1,158	10.3
3.	Marvin Mims Jr.	72	1,136	15.8
4.	Deltha O'Neal	95	1,006	10.6
5.	Bill Thompson	77	795	10.3

MARVELOUS MARV



In Week 14 against Las Vegas, wide receiver Marvin Mims Jr. recorded his first career punt return touchdown and second career return score after bringing back a punt 48 yards to the end zone. Mims became just the fourth Bronco to record at least one punt return touchdown and

one kickoff return touchdown within his first three seasons.

Additionally, his punt return score was the first by a Bronco since Diontae Spencer (83 yards) in 2020 and is just the seventh punt return score by a Bronco since 2010.

BRONCOS TO RECORD AT LEAST ONE KR AND ONE PR TOUCHDOWN, FIRST THREE YEARS

Player	Seasons	KR	PR
Marvin Mims Jr.	2023-25	1	1
Trindon Holliday	2012-13	2	2
Eddie Royal	2008-10	1	1
Deltha O'Neal	2000-02	1	1

BRONCOS PUNT RETURN TDs, SINCE 2010

Player	Game (Date)	Yards
Marvin Mims Jr.	at L.V. (12/7/25)	48
Diontae Spencer	at Car. (12/13/20)	83
Omar Bolden	at Ind. (11/8/15)	83
Trindon Holliday	at NYG (9/15/13)	81
Trindon Holliday	at Car. (11/11/12)	76
Eddie Royal	at Oak. (11/6/11)	85
Eric Decker	vs. Oak. (9/12/11)	90

KEY TO THE SPECIAL TEAMS

Safety Devon Key has totaled 24 special-teams tackles so far this season for the Broncos, including 15 solo tackles. That is tied for the most special-teams tackles in the NFL this season and tied for the most by a Bronco in a season in team history.

SPECIAL-TEAMS TACKLES, 2025 SEASON

Rk.	Player	Team	Tkls
1.	Devon Key	Denver	24
	Del'Shawn Phillips	L.A. Chargers	24
3.	Tommy Eichenberg	Las Vegas	21
4.	Three Players Tied	--	20



LUTZ LIGHTING UP THE SCOREBOARD

Broncos kicker Wil Lutz has appeared in 147 career regular-season games, making 250-of-291 field goals (85.9%) and 399-of-408 extra points (97.8%). For his career, Lutz has totaled 1,149 kicking points, which ranks third among kickers since 2016.



MOST KICKING POINTS, REG. SEASON, SINCE 2016

Rk.	Player	FGM	FGA	XPM	XPA	Pts.
1.	Justin Tucker	287	320	385	393	1,246
2.	Jason Myers	269	313	3665	388	1,172
3.	Wil Lutz	250	291	399	408	1,149
4.	Chris Boswell	268	307	325	339	1,129
5.	Harrison Butker	247	280	369	393	1,110

THROUGH THE UPRIGHTS

Since entering the NFL in 2016, kicker Wil Lutz has made 250-of-291 field goals (.859), including 85-of-96 (.885) as a Bronco since 2023. Among all kickers, his 250 field goals since 2016 are the fifth most.

MOST FIELD GOALS MADE, SINCE 2016

Rk.	Player	FGM	FGA	Pct.
1.	Justin Tucker	287	320	.897
2.	Jason Myers	269	313	.859
3.	Chris Boswell	268	307	.873
4.	Brandon McManus	257	313	.821
5.	Wil Lutz	250	291	.859

LUTZ IN THE HISTORY BOOKS

After making one field goal at the end of the first half in Week 18 of 2024 against Kansas City, kicker Wil Lutz tied Broncos Ring of Fame kicker Jason Elam for the most field goals made in a season in team history with 31. Additionally, his 139 points in 2024 were the second most points scored in a season in club annals.

MOST FIELD GOALS MADE IN A SEASON, TEAM HISTORY

Rk.	Player	Season	FGM	FGA	Pct.
1.	Wil Lutz	2024	31	34	.912
	Jason Elam	2001	31	36	.861
	Jason Elam	1995	31	38	.816
4.	Wil Lutz	2023	30	34	.882
	Brandon McManus	2015	30	35	.857
	Matt Prater	2009	30	35	.857
	Jason Elam	1994	30	37	.811

LUTZ TURNS SIX INTO SEVEN

For his career, Broncos kicker Wil Lutz has made 399-of-408 extra points (97.8%). Among kickers since 2016, Lutz's 97.8 percent success rate ranks second while his 399 extra points paces the NFL.

HIGHEST EXTRA POINT PERCENTAGE, SINCE 2016

Rk.	Player	XPM	XPA	Pct.
1.	Justin Tucker	385	393	.980
2.	Wil Lutz	399	408	.978
3.	Chase McLaughlin	206	211	.976
4.	Brandon McManus	298	307	.971
5.	Matt Gay	232	240	.967


REACHING 1,000

Connecting on two field goals and five PATs in Week 13 of 2024 against Cleveland, kicker Wil Lutz reached the 1,000 career point mark in his 127th game. He is the sixth-fastest player in league history to reach that milestone.

FASTEST PLAYERS TO REACH 1,000 POINTS SCORED, NFL HISTORY

Rk.	Player	Games	FGM	FGA	XPM	XPA	Pts.
1.	Justin Tucker	118	250	276	258	259	1,008
2.	Stephen Gostkowski	119	204	239	397	398	1,009
3.	Harrison Butker	121	221	249	338	359	1,001
4.	Mason Crosby	124	205	258	390	393	1,005
5.	Mike Vanderjagt	126	219	250	347	349	1,004
6.	Wil Lutz	127	221	258	346	355	1,009

LUTZ REACHES 200 FIELD GOALS MADE



In Week 2 of 2024 against Pittsburgh, kicker Wil Lutz went 2-of-2 and eclipsed the 200 career field goals made mark in just his 116th game. He tied kickers Dan Bailey and Robbie Gould as the ninth-fastest kicker in NFL history to reach that mark.

FASTEST PLAYERS TO REACH 200 FIELD GOALS MADE

Rk.	Player	GP	FGM	FGA	Pct.
1.	Justin Tucker	95	200	222	90.1
2.	Harrison Butker	109	201	225	89.3
3.	Daniel Carlson	111	201	231	95.7
4.	Dustin Hopkins	114	202	238	84.9
5.	Dan Carpenter	115	202	239	84.5
	Chris Boswell	115	200	232	86.2
	Graham Gano	115	200	247	81.0
	Mike Vanderjagt	115	200	230	87.0
9.	Wil Lutz	116	200	234	97.2
	Dan Bailey	116	200	228	87.7
	Robbie Gould	116	200	234	85.5

LUTZ WITH EIGHT SEASONS OF 100+ POINTS

Since making his NFL debut with New Orleans in 2016, kicker Wil Lutz has posted nine seasons in which he has totaled 100 or more kicking points. Among kickers in that span, Lutz's nine such campaigns are tied for the most in the NFL.

MOST SEASONS WITH 100+ KICKING POINTS, SINCE 2016

Rk.	Player	Team	No.
1.	Wil Lutz	N.O. / Den.	9
	Justin Tucker	Bal.	9
3.	Jason Myers	Jac. / NYJ. / Sea.	8
4.	Greg Zuerlein	LAR / Dal. / NYJ	7
	Matt Prater	Det. / Ari. / Buf.	7
	Jake Elliott	Phi.	7
	Harrison Butker	K.C.	7
	Ka'imi Fairbairn	Hou.	7