



DENVER BRONCOS WEEKLY RELEASE

3 World Championships • 8 Super Bowls • 10 AFC Title Games • 15 AFC West Titles • 22 Playoff Berths • 29 Winning Seasons

REGULAR SEASON WEEK 17

Denver Broncos (9-6) at Cincinnati Bengals (7-8)

Date: Saturday, Dec. 28, 2024
Time: 4:30 p.m. EST
Stadium: Paycor Stadium
Location: Cincinnati

BROADCAST INFORMATION

TELEVISION



Play-by-Play: Kevin Harlan
Analyst: Trent Green
Sideline: Melanie Collins

NATIONAL RADIO



Play-by-Play: John Sadak
Analyst: Derek Rackley


LOCAL RADIO



Play-by-Play: Dave Logan
Analyst: Rick Lewis
Sideline: Susie Wargin

MATCHUP PREVIEW

Embarking on their last road trip of the regular season, the **Denver Broncos (9-6)** travel east to face the **Cincinnati Bengals (7-8)** in a Saturday afternoon showdown at Paycor Stadium at 4:30 p.m. EST on NFL Network. The Broncos have won seven of the last 10 meetings against the Bengals heading into their first matchup since 2021 (12/19).



The Broncos have recorded a 4-4 record on the road this season, which is the most wins away from Denver by the team since 2016 (4 wins).

2024 DENVER BRONCOS SCHEDULE

PRESEASON (3-0)

Wk. Day	Date	Opponent	Site	Time/Result	TV/Rec.
1 Sun.	Aug. 11	at Indianapolis	Lucas Oil Stadium	W, 34-30	1-0
2 Sun.	Aug. 18	GREEN BAY	Empower Field at Mile High	W, 27-2	2-0
3 Sun.	Aug. 25	ARIZONA	Empower Field at Mile High	W, 38-12	3-0

REGULAR SEASON (9-6)

Wk. Day	Date	Opponent	Site	Time/Result	TV/Rec.
1 Sun.	Sept. 8	at Seattle	Lumen Field	L, 20-26	0-1
2 Sun.	Sept. 15	PITTSBURGH	Empower Field at Mile High	L, 6-13	0-2
3 Sun.	Sept. 22	at Tampa Bay	Raymond James Stadium	W, 26-7	1-2
4 Sun.	Sept. 29	at N.Y. Jets	MetLife Stadium	W, 10-9	2-2
5 Sun.	Oct. 6	LAS VEGAS	Empower Field at Mile High	W, 34-18	3-2
6 Sun.	Oct. 13	L.A. CHARGERS	Empower Field at Mile High	L, 16-23	3-3
7 Thurs.	Oct. 17	at New Orleans	Caesars Superdome	W, 33-10	4-3
8 Sun.	Oct. 27	CAROLINA	Empower Field at Mile High	W, 28-14	5-3
9 Sun.	Nov. 3	at Baltimore	M&T Bank Stadium	L, 10-41	5-4
10 Sun.	Nov. 10	at Kansas City	GEHA Field at Arrowhead Stadium	L, 14-16	5-5
11 Sun.	Nov. 17	ATLANTA	Empower Field at Mile High	W, 38-6	6-5
12 Sun.	Nov. 24	at Las Vegas	Allegiant Stadium	W, 29-19	7-5
13 Mon.	Dec. 2	CLEVELAND	Empower Field at Mile High	W, 41-32	8-5
14			BYE		
15 Sun.	Dec. 15	INDIANAPOLIS	Empower Field at Mile High	W, 31-13	9-5
16 Thur.	Dec. 19	at L.A. Chargers	SoFi Stadium	L, 27-34	9-6
17 Sat.	Dec. 28	at Cincinnati	Paycor Stadium	4:30 p.m. EST	NFLN
18 Sat./Sun.	Jan. 4/5	KANSAS CITY	Empower Field at Mile High	TBD	TBD

QUICK HITS

Linebacker **Randy Gradishar** became the fourth defensive player in team history who spent at least four seasons with the team to be enshrined into the Pro Football Hall of Fame in 2024. **See Page 6**

Head Coach **Sean Payton** has the fifth-most regular-season wins (169) among all active NFL head coaches. **See Page 9**

The Broncos have scored a total of 301 points since Week 5, which is the fourth most in the AFC. **See Page 10**

Quarterback **Bo Nix** is tied for the most games (6) by a rookie in NFL history with 200+ passing yards, 2+ passing TDs and 0 INTs. **See Page 11**

Wide receiver **Courtland Sutton** has totaled the most receiving yards on third down (443) in the NFL this season. **See Page 14**

Tackles **Garett Bolles** (1st, 4.5%) and **Mike McGlinchey** (5th, 6.2%) both rank in the Top-5 among NFL tackles in QB pressure percentage allowed. **See Page 15**

Cornerback **Pat Surtain II** ranks first among NFL CBs in receiving yards allowed (234), passer rating allowed (52.3), EPA/target (-0.56) and yards allowed after the catch (44) this season. **See Page 18**

With 101 tackles and three picks this year, safety **Brandon Jones** became the first Bronco at his position with at least 100 tackles and three interceptions in a season since 1995 (Steve Atwater). **See Page 19**

Denver's 15.7 punt return average this season currently leads all NFL teams and is the second highest in team history. **See Page 23**

BRONCOS PUBLIC RELATIONS STAFF

Patrick Smyth - Chief Communications Officer • Erich Schubert - Vice President of Communications & Content • Megan Boyle - Sr. Manager of Strategic Communications
Tyler Gorse - Sr. Coordinator of Football Communications • Emma Levine - Communications Assistant



DENVER BRONCOS WEEKLY RELEASE

BRONCOS/BENGALS TEAM COMPARISON



NFL Top 10
NFL Bottom 10



9-5

7-8

GENERAL

6 (T-9th)	TURNOVER MARGIN (RK)	4 (T-12th)
29:27 (T-21st)	TIME OF POSSESSION AVG. (RK)	29:39 (19th)

OFFENSE

314.0 (22nd)	NET YARDS PER GAME (RK)	360.1 (10th)
5.10 (23rd)	YARDS PER PLAY (RK)	5.84 (8th)
24.2 (10th)	POINTS PER GAME (RK)	28.2 (6th)
108.5 (19th)	NET RUSHING YPG (RK)	92.7 (29th)
205.5 (23rd)	NET PASSING YPG (RK)	267.3 (1st)
11 (T-15th)	HAD INTERCEPTED (RK)	8 (T-7th)
7 (T-11th)	FUMBLES LOST (RK)	11 (29th)
18 (T-16th)	GIVEAWAYS (RK)	19 (18th)
22 (3rd)	SACKS ALLOWED (RK)	37 (T-18th)
37.8% (19th)	THIRD DOWN PCT. (RK)	46.8% (4th)
61.2% (8th)	RED ZONE PCT. (RK)	68.0% (3rd)

DEFENSE

319.6 (8th)	NET YARDS PER GAME (RK)	359.9 (28th)
4.91 (2nd)	YARDS PER PLAY (RK)	5.57 (21st)
18.7 (3rd)	POINTS PER GAME (RK)	26.2 (14th)
99.8 (5th)	NET RUSHING YPG (RK)	128.3 (21st)
219.8 (18th)	NET PASSING YPG (RK)	231.6 (26th)
15 (T-4th)	INTERCEPTIONS (RK)	14 (T-6th)
9 (T-8th)	FUMBLE RECOVERIES (RK)	9 (T-8th)
24 (T-6th)	TAKEAWAYS (RK)	23 (8th)
51 (1st)	SACKS (RK)	30 (27th)
37.4% (12th)	THIRD DOWN PCT. (RK)	43.2% (26th)
45.2% (2nd)	RED ZONE PCT. (RK)	67.4% (31st)

SPECIAL TEAMS

47.1 (17th)	GROSS PUNTING AVG. (RK)	49.2 (7th)
42.3 (13th)	NET PUNTING AVG. (RK)	42.8 (6th)
15.7 (1st)	PUNT RETURN AVG. (RK)	7.3 (30th)
9.0 (15th)	PUNT RETURN AVG. AGAINST (RK)	9.2 (16th)
28.1 (13th)	KICKOFF RETURN AVG. (RK)	28.2 (12th)
26.1 (9th)	KICKOFF RETURN AVG. AGAINST (RK)	23.9 (1st)
90.6% (6th)	FIELD GOAL PCT. (RK)	74.1% (28th)

PENALTIES

96 (17th)	PENALTIES COMMITTED	92 (11th)
95 (18th)	OPPONENT PENALTIES COMMITTED	91 (T-22nd)

BRONCOS/BENGALS IND. COMPARISON



PASSING YARDS

Nix	3,235	Burrow	4,229
Sutton	30		
Dixon	3		

RUSHING YARDS

Williams	485	Brown	923
McLaughlin	388	Moss*	242
Nix	352	Burrow	177

RECEIVING YARDS

Sutton	928	Chase	1,510
Vele	398	Higgins	727
Mims Jr.	349	Gesicki	511

POINTS SCORED

Lutz	125	Chase	96
Sutton	36	McPherson	85
Nix	30	Brown	68

INTERCEPTIONS

Surtain	4	Stone	4
Jones	3	Taylor-Britt	3
Barton/McMillian	2	Seven Players	1

SACKS

Bonitto	11.5	Hendrickson	13.5
Cooper	8.0	Ossai	4.0
Franklin-Myers	5.5	Hill/Jenkins	3.0

DEFENSIVE TACKLES

Jones	101	Pratt	130
Barton	95	Wilson	104
McMillian/Moss	71	Stone	76

KICKOFF RETURNS (AVG.)

Smith	6 (28.3)	Burton	10 (28.0)
Mims Jr.	6 (27.8)	Brown	7 (26.6)
		Jones	5 (40.0)

PUNT RETURNS (AVG.)

Mims Jr.	26 (15.7)	Jones	14 (7.1)
		Williams	8 (8.1)
		Irwin	8 (7.0)

FIELD GOALS

Lutz	29/32 (90.6)	McPherson*	16/22 (72.7)
		York	4/5 (80.0)

PUNTS (GROSS/NET AVG.)

Dixon	71 (47.1/42.3)	Rehkov	49 (49.2/42.8)
-----------------	----------------	------------------	----------------

* - Player not currently on active roster



DENVER BRONCOS WEEKLY RELEASE

BRONCOS/BENGALS ALL-TIME RESULTS

Series Meetings:	33
Broncos Record:	22-11-0 (Home: 13-4-0 / Away: 9-7-0)
First Game:	Cin. 20, at Den. 17 (9/15/68)
Last Game:	Cin. 15, at Den. 10 (12/19/21)
Current Streak:	Lost One
Longest Den. Win Streak:	8 (10/16/83 - 11/1/98)
Longest Cin. Win Streak:	2, 2x, last (11/9/75 - 9/12/76)
Last Den. Home Win:	at Den. 20, Cin. 17 OT (12/28/15)
Last Den. Home Loss:	Cin. 15, at Den. 10 (12/19/21)
Last Den. Road Win:	Den. 24, at Cin. 10 (12/2/18)
Last Den. Road Loss:	at Cin. 37, Den. 28 (12/22/14)
Den. Shutouts:	1; at Den. 10, Cin. 0 (9/2/79)
Cin. Shutouts:	None
Most Den. Points:	45 (9/1/99): at Den. 45, Cin. 14
Most Cin. Points:	38 (11/22/81): at Cin. 38, Den. 21
Total Den. Points:	706
Total Cin. Points:	610
Average Den. Points:	21.4
Average Cin. Points:	18.5
Largest Den. Win:	31 (9/1/99): at Den. 45, Cin. 14
Largest Cin. Win:	17 (11/22/81): at Cin. 38, Den. 21
Most Pts., Both Teams:	65 (12/22/14): at Cin. 37, Den. 28
Fewest Pts., Both Teams:	10 (9/2/79) at Den. 10, Cin. 0

BRONCOS/BENGALS ALL-TIME RESULTS

Season (Date)	W/L	Result	Site
1968 (9/15)	L	@Cincinnati 24, Denver 10	Nippert Stadium
1968 (10/6)	W	@Denver 10, Cincinnati 7	Bears Stadium
1969 (10/19)	W	Denver 30, @Cincinnati 23	Nippert Stadium
1969 (12/14)	W	@Denver 27, Cincinnati 16	Mile High Stadium
1971 (11/14)	L	Cincinnati 24, @Denver 10	Mile High Stadium
1972 (10/8)	L	@Cincinnati 21, Denver 10	Riverfront Stadium
1973 (9/16)	W	@Denver 28, Cincinnati 10	Mile High Stadium
1975 (11/9)	L	Cincinnati 17, @Denver 16	Mile High Stadium
1976 (9/12)	L	@Cincinnati 17, Denver 7	Riverfront Stadium
1977 (10/23)	W	Denver 24, @Cincinnati 13	Riverfront Stadium
1979 (9/2)	W	@Denver 10, Cincinnati 0	Mile High Stadium
1981 (11/22)	L	@Cincinnati 38, Denver 21	Riverfront Stadium
1983 (10/16)	W	@Denver 24, Cincinnati 17	Mile High Stadium
1984 (9/2)	W	@Denver 20, Cincinnati 17	Mile High Stadium
1986 (11/30)	W	@Denver 34, Cincinnati 28	Mile High Stadium
1991 (9/1)	W	@Denver 45, Cincinnati 14	Mile High Stadium
1994 (11/27)	W	@Denver 15, Cincinnati 13	Mile High Stadium
1996 (9/29)	W	Denver 14, @Cincinnati 10	Cinergy Field
1997 (9/21)	W	@Denver 38, Cincinnati 20	Mile High Stadium
1998 (11/1)	W	Denver 33, @Cincinnati 26	Cinergy Field
2000 (10/22)	L	@Cincinnati 31, Denver 21	Paul Brown Stadium
2003 (9/7)	W	Denver 30, @Cincinnati 10	Paul Brown Stadium
2004 (10/25)	L	@Cincinnati 23, Denver 10	Paul Brown Stadium
2006 (12/24)	W	@Denver 24, Cincinnati 23	INVESCO Field at Mile High
2009 (9/13)	W	Denver 12, @Cincinnati 7	Paul Brown Stadium
2011 (9/18)	W	@Denver 24, Cincinnati 22	S.A.F. at Mile High
2012 (11/4)	W	Denver 31, @Cincinnati 23	Paul Brown Stadium
2014 (12/22)	L	@Cincinnati 37, Denver 28	Paul Brown Stadium
2015 (12/28)	W	@Denver 20, Cincinnati 17 (OT)	S.A.F. at Mile High
2016 (9/25)	W	Denver 29, @Cincinnati 17	Paul Brown Stadium
2017 (11/19)	L	Cincinnati 20, @Denver 17	S.A.F. at Mile High
2018 (12/2)	W	Denver 24, @Cincinnati 10	Paul Brown Stadium
2021 (12/19)	L	Cincinnati 15, @Denver 10	Empower Field at Mile High

WHAT TO WATCH FOR VS. CINCINNATI

TEAM (22-11 all-time record versus Bengals; 9-7 on road)

* - Needs a win to improve to 23-11 overall and 10-7 on the road in the all-time series versus the Bengals.

TEAM (363 points scored in 2024)

* - Needs 25 points to tie for the 10th-most points scored in a season in team history.

DL ZACH ALLEN (5.0 sacks in 2024)

* - Needs one sack to set a new career high in quarterback takedowns recorded in a season.

OLB NIK BONITTO (1.0 sack in 10 games of 2024)

* - Needs 1.0 sack to become the third Bronco in team history to record at least 1.0 sack in 11 games of a season.

OLB JONATHON COOPER (21.0 sacks with Broncos)

* - Needs 0.5 sacks to tie defensive tackle Shelby Harris for the fourth-most quarterback takedowns by a Broncos seventh-round pick in team history.

OLB JONAH ELLISS (5.0 sacks in 2024)

* - Needs 1.5 sacks to tie defensive end Shane Dronett for the fifth-most quarterback takedowns by a rookie in team history.

QB BO NIX (3,235 passing yards and 22 passing touchdowns in 2024)

* - Needs three passing touchdowns to become the fifth player in NFL history to reach 3,000 passing yards and 25 passing scores as a rookie.

CB PAT SURTAIN II (11 passes defended in 2024)

* - Needs one pass defended to record the most pass breakups by a Broncos cornerback in his first four seasons in team history.

WR COURTLAND SUTTON (928 receiving yards in 2024)

* - Needs 72 yards through the air to record his second-career 1,000 receiving yard season.

NFL SCHEDULE - WEEK 17

Wednesday, Dec. 25

Kansas City at Pittsburgh 1:00 p.m. (EST)
Baltimore at Houston 3:30 p.m. (CST)

Thursday, Dec. 26

Seattle at Chicago 7:15 p.m. (CST)

Saturday, Dec. 28

L.A. Chargers at New England 1:00 p.m. (EST)
Denver at Cincinnati 4:30 p.m. (EST)
Arizona at L.A. Rams 5:15 p.m. (PST)

Sunday, Dec. 29

Green Bay at Minnesota 12:00 p.m. (CST)
Las Vegas at New Orleans 12:00 p.m. (CST)
Indianapolis at N.Y. Giants 1:00 p.m. (EST)
N.Y. Jets at Buffalo 1:00 p.m. (EST)
Tennessee at Jacksonville 1:00 p.m. (EST)
Carolina at Tampa Bay 1:00 p.m. (EST)
Miami at Cleveland 4:05 p.m. (EST)
Dallas at Philadelphia 4:25 p.m. (EST)
Atlanta at Washington 8:20 p.m. (EST)

Monday, Dec. 30th

Detroit at San Francisco 5:15 p.m. (PST)



DENVER BRONCOS WEEKLY RELEASE

2024 NFL STANDINGS

AFC East

Team	W	L	T	Pct	PF	PA	Home	Road	Div	AFC	NFC
Buf. ^{xz}	12	3	0	.800	469	331	7-0	5-3	4-0	8-2	4-1
Mia.	7	8	0	.467	305	329	5-3	2-5	3-2	5-5	2-3
NYJ	4	11	0	.267	292	344	2-5	2-6	1-3	4-6	0-5
N.E.	3	12	0	.200	259	361	1-5	2-7	1-4	2-8	1-4

AFC North

Team	W	L	T	Pct	PF	PA	Home	Road	Div	AFC	NFC
Pit. ^x	10	5	0	.667	353	299	5-1	5-4	3-2	7-3	3-2
Bal. ^x	10	5	0	.667	452	349	5-2	5-3	3-2	6-4	4-1
Cin.	7	8	0	.467	423	393	2-5	5-3	2-3	4-6	3-2
Cle.	3	12	0	.200	245	380	2-5	1-7	2-3	3-7	0-5

AFC South

Team	W	L	T	Pct	PF	PA	Home	Road	Div	AFC	NFC
Hou. ^{xz}	9	6	0	.600	347	327	5-2	4-4	4-1	7-3	2-3
Ind.	7	8	0	.467	318	359	4-3	3-5	2-3	6-5	1-3
Jac.	3	12	0	.200	277	396	2-5	1-7	2-2	3-7	0-5
Ten.	3	12	0	.200	284	417	1-6	2-6	1-3	3-7	0-5

AFC West

Team	W	L	T	Pct	PF	PA	Home	Road	Div	AFC	NFC
K.C. ^{xz}	14	1	0	.933	356	278	8-0	6-1	5-0	9-1	5-0
LAC	9	6	0	.600	328	274	5-3	4-3	3-2	6-4	3-2
Den.	9	6	0	.600	363	281	5-2	4-4	2-3	5-5	4-1
L.V.	3	12	0	.200	264	390	2-5	1-7	0-5	3-8	0-4

NFC East

Team	W	L	T	Pct	PF	PA	Home	Road	Div	NFC	AFC
Phi. ^x	12	3	0	.800	402	283	6-1	6-2	3-1	7-3	5-0
Was.	10	5	0	.667	432	348	6-2	4-3	3-2	7-3	3-2
Dal.	7	8	0	.467	324	404	2-6	5-2	3-1	5-5	2-3
NYG	2	13	0	.133	215	362	0-8	2-5	0-5	1-10	1-3

NFC North

Team	W	L	T	Pct	PF	PA	Home	Road	Div	NFC	AFC
Det. ^x	13	2	0	.867	493	299	6-2	7-0	5-0	9-1	4-1
Min. ^x	13	2	0	.867	396	276	7-1	6-1	3-1	8-2	5-0
G.B.	10	4	0	.714	379	287	5-2	5-2	1-3	5-4	5-0
Chi.	4	11	0	.267	283	342	4-4	0-7	0-5	2-8	2-3

NFC South

Team	W	L	T	Pct	PF	PA	Home	Road	Div	NFC	AFC
Atl.	8	7	0	.533	327	349	4-4	4-3	4-1	7-3	1-4
T.B.	8	7	0	.533	427	352	3-4	5-3	2-2	6-4	2-3
N.O.	5	9	0	.357	309	312	3-5	2-4	2-3	4-6	1-3
Car.	4	11	0	.267	283	448	3-6	1-5	1-3	3-7	1-4

NFC West

Team	W	L	T	Pct	PF	PA	Home	Road	Div	NFC	AFC
LAR	9	6	0	.600	329	347	4-3	5-3	3-1	5-5	4-1
Sea.	8	7	0	.533	339	340	3-6	5-1	3-2	4-6	4-1
Ari.	7	8	0	.467	344	342	5-3	2-5	2-2	3-7	4-1
S.F.	6	9	0	.400	331	349	4-4	2-5	1-4	4-6	2-3

Key: x = clinched playoffs; y = clinched wild card; z = clinched division;

* = clinched home field advantage

BRONCOS ALL-TIME YEAR-BY-YEAR RECORDS

YEAR	PRESEASON	REG. SEASON	PLAYOFFS
1960	0-5	4-9-1	0-0
1961	1-4	3-11	0-0
1962	2-2	7-7	0-0
1963	2-3	2-11-1	0-0
1964	2-3	2-11-1	0-0
1965	1-4	4-10	0-0
1966	1-3	4-10	0-0
1967	3-1	3-11	0-0
1968	1-4	5-9	0-0
1969	1-4	5-8-1	0-0
1970	3-2	5-8-1	0-0
1971	1-4	4-9-1	0-0
1972	2-3	5-9	0-0
1973	2-3	7-5-2	0-0
1974	4-2	7-6-1	0-0
1975	3-3	6-8	0-0
1976	5-2	9-5	0-0
1977	5-1	12-2	2-1 (S.B. loss)
1978	2-2	10-6	0-1
1979	3-1	10-6	0-1
1980	2-2	8-8	0-0
1981	2-2	10-6	0-0
1982	4-0	2-7	0-0
1983	3-1	9-7	0-1
1984	3-1	13-3	0-1
1985	2-2	11-5	0-0
1986	2-2	11-5	2-1 (S.B. loss)
1987	3-2	10-4-1	2-1 (S.B. loss)
1988	3-1	8-8	0-0
1989	2-2	11-5	2-1 (S.B. loss)
1990	3-2	5-11	0-0
1991	2-3	12-4	1-1
1992	1-4	8-8	0-0
1993	2-2	9-7	0-1
1994	2-3	7-9	0-0
1995	3-2	8-8	0-0
1996	3-1	13-3	0-1
1997	3-2	12-4	4-0 (S.B. win)
1998	3-1	14-2	3-0 (S.B. win)
1999	3-2	6-10	0-0
2000	4-0	11-5	0-1
2001	3-1	8-8	0-0
2002	3-1	9-7	0-0
2003	3-1	10-6	0-1
2004	2-3	10-6	0-1
2005	4-0	13-3	1-1
2006	3-1	9-7	0-0
2007	2-2	7-9	0-0
2008	2-2	8-8	0-0
2009	1-3	8-8	0-0
2010	1-3	4-12	0-0
2011	2-2	8-8	1-1
2012	2-2	13-3	0-1
2013	2-2	13-3	2-1 (S.B. loss)
2014	3-1	12-4	0-1
2015	3-1	12-4	3-0 (S.B. win)
2016	2-2	9-7	0-0
2017	4-0	5-11	0-0
2018	2-2	6-10	0-0
2019	2-3	7-9	0-0
2020	N/A	5-11	0-0
2021	3-0	7-10	0-0
2022	2-1	5-12	0-0
2023	1-2	7-6	0-0
2024	3-0	9-6	0-0
TOTAL	154-128 (.546)	517-471-10 (.523)	23-19 (.548)



DENVER BRONCOS WEEKLY RELEASE

DECADES OF SUCCESS



In the Broncos' six-plus decades of professional football, the team has built an impressive resume that includes three World Championships, eight Super Bowl appearances, 15 AFC West titles and 517 regular-season wins.

BRONCOS REGULAR-SEASON RECORD BY DECADE, SINCE 1960

Decade	W	L	T	Pct.	Playoff Berths	Win Rk.
1960s	39	97	4	.287	0	22nd
1970s	75	64	5	.539	3	8th
1980s	93	58	1	.615	5	4th
1990s	94	66	0	.588	5	7th
2000s	93	67	0	.581	4	6th
2010s	89	71	0	.556	5	T-8th
2020s	34	48	0	.415	0	T-23rd
TOTALS	517	471	10	.523	22	9th

BRONCOS RANK SECOND IN SUPER BOWL APPEARANCES

Denver's eight Super Bowl appearances are tied for the second most in NFL history.

MOST SUPER BOWL APPEARANCES, NFL HISTORY

Rk.	Team	No.
1.	New England	11
2.	Denver	8
	Dallas	8
	Pittsburgh	8
	San Francisco	8

DENVER BRONCOS SUPER BOWL SEASONS/RESULTS

Season	Coach	Opponent	Result
1977	Red Miller	Dallas	L, 27-10
1986	Dan Reeves	N.Y. Giants	L, 39-20
1987	Dan Reeves	Washington	L, 42-10
1989	Dan Reeves	San Francisco	L, 55-10
1997	Mike Shanahan	Green Bay	W, 31-24
1998	Mike Shanahan	Atlanta	W, 34-19
2013	John Fox	Seattle	L, 43-8
2015	Gary Kubiak	Carolina	W, 24-10

DENVER OWNS SECOND-MOST AFC WEST CROWNS

Denver has won 15 AFC West titles since 1970 to represent the second most among division members.

MOST AFC WEST DIVISION TITLES

Rk.	Team	No.
1.	Kansas City	17
2.	Denver	15
3.	Oakland / Las Vegas	12
4.	S.D. / L.A. Chargers	10
5.	Seattle	2

HOME SELLOUT STREAK

Denver owns the NFL's home record sellout streak (444 games) for a single city. The streak, which includes 422 regular-season games and 22 playoff contests, began in Week 1 of the 1970 season.

LONGEST CURRENT HOME SELLOUT STREAKS IN A SINGLE CITY (INCLUDES POSTSEASON)

Rk.	Team	Date Started (Opponent)	Streak
1.	Denver	Sept. 27, 1970 (vs. Pittsburgh)	444
2.	Pittsburgh	Sept. 17, 1972 (vs. Oakland)	439
3.	N.Y. Giants	Sept. 15, 1974 (vs. Washington)	406
4.	Green Bay	Oct. 2, 1960 (vs. Detroit)	402

BRONCOS 1-OF-7 TEAMS WITH 300 HOME VICTORIES

The Broncos, who currently have 517 regular-season wins, also own 310 home victories in franchise history. Denver clinched its 300th home win in the 2022 season finale against the L.A. Chargers.

With 310 such victories, the Broncos are currently 1-of-7 teams with 300+ home wins since 1960.

TEAMS WITH 300 OR MORE HOME WINS, SINCE 1960

Rk.	Team	Games	Wins	Losses	Ties	Pct.
1.	Pittsburgh	497	331	161	5	.672
2.	Green Bay	497	326	163	8	.665
3.	Dallas	498	316	178	4	.640
4.	Kansas City	499	313	182	4	.632
	Minnesota	493	313	176	4	.640
6.	Denver	500	310	183	7	.628
7.	New England	497	303	188	6	.617

90-WIN DECADES

Since the team's inception in 1960, Denver has totaled three 90+ win decades (1980s, '90s, '00s). The Broncos join the Packers, Steelers and Dolphins as the only teams to accomplish the feat.

MOST DECADES WITH 90+ REGULAR SEASON WINS, SINCE 1960

Rk.	Team	90+ Win Decades	Decades (Win Total)
1.	Green Bay	4	'60s (96), '90s (93), '00s (95), '10s (102)
	Pittsburgh	4	'70s (99), '90s (93), '00s (103), '10s (102)
3.	Denver	3	'80s (93), '90s (94), '00s (93)
	Miami	3	'70s (104), '80s (94), '90s (95)

BRONCOS WITH NINTH-MOST WINS IN NFL SINCE 1960

The Broncos, who played their first regular season game on Friday, Sept. 9, 1960, have accumulated 540 victories (517 reg. + 23 postseason) in franchise history. Denver has produced the ninth-most regular-season wins since 1960 and is currently 1-of-12 NFL franchises in that span to reach the 500-win plateau.

TOTAL WINS, REGULAR SEASON, SINCE 1960

Rk.	Team	Games	Wins	Losses	Ties	Pct.
1.	Pittsburgh	996	570	415	11	.578
2.	Dallas	996	569	421	6	.575
3.	Green Bay	995	561	419	15	.572
4.	Kansas City	998	546	440	12	.554
5.	New England	998	544	445	9	.550
6.	Minnesota	984	536	437	11	.551
7.	San Francisco	996	529	456	11	.537
8.	Indianapolis	996	522	467	7	.528
9.	Denver	998	517	471	10	.523
10.	Philadelphia	996	509	473	14	.518



WELCOME HOME, RANDY



A key member of the famed 'Orange Crush' defense, linebacker Randy Gradishar became the fourth defensive player in Broncos history who spent at least four seasons with the team to be enshrined into the Pro Football Hall of Fame in Canton, Ohio.

A native of Ohio, Gradishar spent his entire 10-year career (1974-83) with the Broncos after being selected in the first round (14th overall) by the club in the 1974 NFL Draft out of Ohio State. A seven-time Pro Bowl selection and four-time Associated Press All-Pro, Gradishar totaled 2,049 tackles, 19.5 sacks, 20 interceptions (335 yds., 3 TDs) and 13 fumble recoveries (1 TD) in 145 games (134 starts).

Gradishar currently holds the franchise record for most tackles (2,049) in a career and led the team in tackles for a franchise-record nine consecutive seasons (1975-83). The 1978 Associated Press Defensive Player of the Year, Gradishar helped the Broncos to four playoff berths (1977-79, '83), two division titles (1977-78), and one appearance in Super Bowl XII (1977).

BRONCOS IN THE PRO FOOTBALL HALL OF FAME

Name	Pos.	Years w/ Broncos	Enshrined
Willie Brown	DB	1963-66	1984
John Elway	QB	1983-98	2004
Gary Zimmerman	T	1993-97	2008
Floyd Little	RB	1967-75	2010
Shannon Sharpe	TE	1990-99, 2002-03	2011
Terrell Davis	RB	1995-2001	2017
Brian Dawkins	S	2009-11	2018
Champ Bailey	CB	2004-13	2019
Pat Bowlen	Owner	1984-2019	2019
Steve Atwater	S	1989-98	2020
John Lynch	S	2004-07	2021
Peyton Manning	QB	2012-15	2021
DeMarcus Ware	OLB	2014-16	2023
Randy Gradishar	LB	1974-83	2024

AMONG BRONCOS GREATS

Linebacker Randy Gradishar accumulated seven Pro Bowls in his career, which is tied for the fifth most in club annals, behind quarterback John Elway (9), cornerback Champ Bailey (8), outside linebacker Von Miller (8) and safety Steve Atwater (8).

PRO BOWLS BY BRONCOS PLAYERS

Rk	Name	Pro Bowls
1.	John Elway	9
2.	Steve Atwater	8
	Champ Bailey	8
	Von Miller	8
5.	Randy Gradishar	7
	Shannon Sharpe	7

GRADISHAR JOINING THE RANKS

In league history, linebacker Randy Gradishar is 1-of-19 players to have been selected to at least seven Pro Bowls and also been named Defensive Player of the Year by the Associated Press. All 19 of those players are now in the Pro Football Hall of Fame with Gradishar's enshrinement.

DEFENSIVE PLAYER OF THE YEAR & AT LEAST SEVEN PRO BOWLS,

LEAGUE HISTORY

Name	Name
Alan Page	Joe Green
Jack Lambert	Randy Gradishar
Lawrence Taylor	Mike Singletary
Reggie White	Bruce Smith
Cortez Kennedy	Rod Woodson
Deion Sanders	Warren Sapp
Ray Lewis	Michael Strahan
Derrick Brooks	Ed Reed
Brian Urlacher	Charles Woodson
Troy Polamalu	

A 'CRUSHING' DEFENSE

Denver ranked among the league's best defenses with linebacker Randy Gradishar leading the team's "Orange Crush Defense." With Gradishar as a starter (1975-83), Denver ranked second in total touchdowns allowed (260) and fourth in points per game against (17.5).

TOUCHDOWNS ALLOWED, 1975-83

Rk	Team	TDs
1.	Pittsburgh	241
2.	Denver	260
3.	Miami	261
	Tampa Bay	261
5.	Philadelphia	265

POINTS PER GAME ALLOWED, 1975-83

Rk	Team	PPG
1.	Pittsburgh	15.7
2.	Miami	16.5
3.	L.A. Rams	17.2
4.	Denver	17.5
5.	Philadelphia	17.5
6.	Dallas	17.5

MORE BRONCOS IN CANTON

Since 2017, the Broncos have had nine individuals inducted into the Pro Football Hall of Fame, the most among any team in the NFL. Only Dallas (8), Chicago (7) and the New York Jets (6) have sent more than five individuals to Canton in that span.

HALL OF FAMERS, SINCE 2017

Team	No. of Players
1. Denver	9
2. Dallas	8
3. Chicago	7
4. N.Y. Jets	6
5. Five Teams	5



GEORGE PATON ENTERS FOURTH YEAR AS BRONCOS GM



George Paton, who was named general manager of the Broncos on Jan. 13, 2021, is the club's 15th top personnel executive since the franchise's inception in 1960.

<u>EXECUTIVE</u>	<u>TITLE</u>	<u>YEAR(S)</u>
Dean Griffing	General Manager	1960-61
Jack Faulkner	General Manager/Head Coach	1962-64
Fred Gehrke	Director of Player Personnel	1965-66
Lou Saban	General Manager/Head Coach	1967-71
John Ralston	General Manager/Head Coach	1972-76
Fred Gehrke	Vice President—General Manager	1977-80
Grady Alderman	General Manager	1981-82
Hein Poulus	Vice President—General Manager	1983
John Beake	General Manager	1984-98
Neal Dahlen	General Manager	1999-2001
Ted Sundquist	General Manager	2002-07
Jim Goodman	V.P. of Football Ops./Player Personnel	2008
Brian Xanders	General Manager	2009-10
John Elway	Exec. V.P. of Football Ops./GM	2011-20
George Paton	General Manager	2021-pres.

2024 BRONCOS ROOKIE DRAFT CLASS

Denver's fourth draft under General Manager George Paton saw Denver make a total of seven selections, with five of the seven picks being used on offensive players. For the fifth time in team history and the first time since 2016, the Broncos selected a quarterback with their first round selection.

DENVER'S 2024 DRAFT CLASS

<u>Player</u>	<u>Pos.</u>	<u>Rd. (Ovr.)</u>	<u>School</u>
Bo Nix	QB	1 (12)	Oregon
Jonah Elliss	OLB	3 (76)	Utah
Troy Franklin	WR	4 (102)	Oregon
Kris Abrams-Draine	CB	5 (145)	Missouri
Audric Estime	RB	5 (147)	Notre Dame
Devaughn Vele	WR	7 (235)	Utah
Nick Gargiulo	C	7 (256)	South Carolina

PATON FILLS OUT BRONCOS ROSTER

The Broncos' current 53-man roster features 17 players (32.1%) who were not with the team in 2023.

NEW PLAYERS ON DENVER'S 53-MAN ROSTER

<u>How Acquired</u>	<u>Total</u>
NFL Draft	6
College Free Agency	2
Veteran Free Agency	7
Trade	2
TOTALS	17

PATON FILLS OUT BRONCOS ROSTER CONT.

NEW VETERAN PLAYERS ON DENVER'S 53-MAN ROSTER

<u>Player</u>	<u>Pos.</u>	<u>Exp.</u>	<u>How Acq.</u>	<u>Prev. Team</u>
Cody Barton	ILB	6	UFA (Was.)	Washington
John Franklin-Myers	DE	7	T (NYJ)	N.Y. Jets
Brandon Jones	S	5	UFA (Mia.)	Miami
Matt Peart	T	5	UFA (NYG)	N.Y. Giants
Malcolm Roach	DT	5	UFA (N.O.)	New Orleans
Calvin Throckmorton	G	5	UFA (Ten.)	Tennessee
Levi Wallace	CB	7	UFA (Pit.)	Pittsburgh
Zach Wilson	QB	4	T (NYJ)	N.Y. Jets

ROOKIE PLAYERS ON DENVER'S 53-MAN ROSTER

<u>Player</u>	<u>Pos.</u>	<u>Rd. (Ovr.)</u>	<u>School</u>
Kris Abrams-Draine	CB	5a (145)	Missouri
Levelle Bailey	ILB	CFA	Fresno State
Frank Crum	T	CFA	Wyoming
Jonah Elliss	OLB	3 (76)	Utah
Audric Estime	RB	5b (147)	Notre Dame
Troy Franklin	WR	4 (102)	Oregon
Bo Nix	QB	1 (12)	Oregon
Dondrea Tillman	OLB	CFA	Indiana (Pa.)
Devaughn Vele	WR	7 (235)	Utah

SUCCESS IN SCOUTING UNDRAFTED FREE AGENTS

In 20 of the last 21 years, at least one rookie college free agent has made the Broncos' initial 53-man roster out of training camp. This season, there were three such players who made the initial roster: ILB Levelle Bailey, T Frank Crum and RB Blake Watson.

Seven players who were originally signed by Denver as college free agents made the initial 53-man roster for the 2024 season.

CFA'S ON DENVER'S INITIAL 53-MAN ROSTER, 2024 SEASON

<u>Year</u>	<u>Player</u>	<u>College</u>
2023	TE Nate Adkins	South Carolina
2024	ILB Levelle Bailey	Fresno State
2024	T Frank Crum	Wyoming
2023	RB Jaleel McLaughlin	Youngstown State
2022	CB Ja'Quan McMillian	East Carolina
2023	T Alex Palczewski	Illinois
2024	RB Blake Watson	Memphis

BRONCOS MAKING MOVES

Since General Manager George Paton took over in 2021, Denver has made the fifth-most trades made among all NFL clubs. Only Houston (44), Philadelphia (41), the N.Y. Jets (31) and Carolina (30) have made more trades in that span.

Most recently, Denver acquired both quarterback Zach Wilson and defensive lineman John Franklin-Myers from the New York Jets during the week of the 2024 NFL Draft. Currently, three players (defensive end John Franklin-Myers, tight end Adam Trautman and quarterback Zach Wilson) on the Broncos' 53-man roster were acquired via trade.

MOST TRADES MADE BY A CLUB, SINCE 2021

<u>Rk.</u>	<u>Team</u>	<u>Total Trades</u>
1.	Houston	44
2.	Philadelphia	41
3.	Jets	31
4.	Carolina	30
5.	Denver	29



SEAN PAYTON ENTERS SECOND SEASON AS

DENVER BRONCOS HEAD COACH



Sean Payton was named the 20th head coach in franchise history on Feb. 3, 2023. Below is a look at the overall records (regular season and playoffs) for all of Denver's head coaches.

OVERALL RECORDS, BRONCOS ALL-TIME HEAD COACHES

Head Coach	Years	W	L	T	Pct.
Frank Filchock	1960-61	7	20	1	.268
Jack Faulkner	1962-64	9	22	1	.297
Mac Speedie*	1964-66	6	19	1	.250
Ray Malavasi*	1966	4	8	0	.333
Lou Saban	1967-71	20	42	3	.331
Jerry Smith*	1971	2	3	0	.400
John Ralston	1972-76	34	33	3	.507
Red Miller	1977-80	42	25	0	.627
Dan Reeves	1981-92	117	79	1	.596
Wade Phillips	1993-94	16	17	0	.485
Mike Shanahan	1995-2008	146	91	0	.616
Josh McDaniels	2009-10	11	17	0	.393
Eric Studesville*	2010	1	3	0	.250
John Fox	2011-14	49	22	0	.690
Gary Kubiak	2015-16	24	11	0	.686
Vance Joseph	2017-18	11	21	0	.344
Vic Fangio	2019-21	19	30	0	.388
Nathaniel Hackett	2022	4	11	0	.267
Jerry Rosburg*	2022	1	1	0	.500
Sean Payton	2023-24	17	15	0	.531

*Interim Head Coach

BREAKDOWN OF PAYTON'S COACHING RECORD

Category	W	L	T	Pct.
Regular season record as an NFL head coach	169	104	0	.619
Postseason record as an NFL head coach	9	8	0	.529
Overall record as an NFL head coach	178	112	0	.614
Regular season record as an NFL assistant coach	70	73	1	.490
Postseason record as an NFL assistant coach	2	3	0	.400
Overall record as an NFL assistant coach	72	76	1	.487
Overall record as an NFL coach	250	188	1	.571
Regular season record as a collegiate assistant coach	44	53	4	.455
Postseason record as a collegiate assistant coach	0	0	0	—
Overall record as a collegiate assistant coach	44	53	4	.455
Overall record coaching football	294	241	5	.548

PAYTON'S YEAR-BY-YEAR NFL COACHING CAREER

Year	Position	Team/School	Rec.	Postseason
1997	Quarterbacks	Philadelphia	6-9-1	
1998	Quarterbacks	Philadelphia	3-13	
1999	Quarterbacks	N.Y. Giants	7-9	
2000	Offensive Coordinator	N.Y. Giants	12-4	Playoffs (2-1)
2001	Offensive Coordinator	N.Y. Giants	7-9	
2002	Offensive Coordinator	N.Y. Giants	10-6	Playoffs (0-1)
2003	Asst. Head Coach/QBs	Dallas	10-6	Playoffs (0-1)
2004	Asst. Head Coach/QBs	Dallas	6-10	
2005	Asst. Head Coach/QBs	Dallas	9-7	
2006	Head Coach	New Orleans	10-6	Playoffs (1-1)
2007	Head Coach	New Orleans	7-9	
2008	Head Coach	New Orleans	8-8	
2009	Head Coach	New Orleans	13-3	Playoffs (3-0)
2010	Head Coach	New Orleans	11-5	Playoffs (0-1)
2011	Head Coach	New Orleans	13-3	Playoffs (1-1)
2013	Head Coach	New Orleans	11-5	Playoffs (1-1)
2014	Head Coach	New Orleans	7-9	
2015	Head Coach	New Orleans	7-9	
2016	Head Coach	New Orleans	7-9	
2017	Head Coach	New Orleans	11-5	Playoffs (1-1)
2018	Head Coach	New Orleans	13-3	Playoffs (1-1)
2019	Head Coach	New Orleans	13-3	Playoffs (0-1)
2020	Head Coach	New Orleans	12-4	Playoffs (1-1)
2021	Head Coach	New Orleans	9-8	
2023	Head Coach	Denver	8-9	
2024	Head Coach	Denver	9-6	

TOTALS 239-177-1 (.574) 11-11 (.500)

PAYTON RANKS 20TH ALL-TIME IN WINS

For his career, Head Coach Sean Payton has accumulated 169 regular-season wins, including nine in 2024. His 169 such victories rank 20th among all head coaches in NFL history.

MOST WINS AMONG HEAD COACHES, REG. SEASON, NFL HISTORY

Rk.	Name	Years	Wins
1.	Don Shula*	1963-95	328
2.	George Halas*	1920-67	318
3.	Bill Belichick	1991-2023	302
4.	Andy Reid	1999-pres.	272
5.	Tom Landry*	1960-88	250
6.	Curly Lambeau*	1921-53	226
7.	Paul Brown*	1946-75	213
8.	Marty Schottenheimer	1984-2006	200
9.	Chuck Noll*	1969-1991	193
10.	Dan Reeves	1981-2003	190
11.	Chuck Knox	1973-94	186
12.	Mike Tomlin	2007-pres.	183
13.	Mike McCarthy	2006-pres.	174
14.	Jeff Fisher	1994-2016	173
15.	Bill Parcells*	1983-2006	172
16.	Pete Carroll	1994-2023	170
	Tom Coughlin	1995-2015	170
	John Harbaugh	2008-pres.	170
	Mike Shanahan	1988-2013	170
20.	Sean Payton	2006-pres.	169

* = Inductee into Pro Football Hall of Fame



DENVER BRONCOS WEEKLY RELEASE

PAYTON AMONG BEST ACTIVE HEAD COACHES



Head Coach Sean Payton has tallied 178 wins (reg. + postseason) in his career, which is the fifth-most victories among active head coaches. Additionally, his .614 overall winning percentage as a head coach ranks fourth among active coaches (min. 200 games), trailing only Andy Reid (.649), Mike Tomlin (.623) and John Harbaugh (.617).

CAREER RECORDS, ACTIVE HEAD COACHES

Rk.	Name	Regular Season	Postseason	Total
1.	Andy Reid	272-145-1	26-16	298-161-1
2.	Mike Tomlin	183-105-2	8-10	191-115-2
3.	Mike McCarthy	174-110-2	11-11	185-121-2
4.	John Harbaugh	170-104-0	12-9	182-113-0
5.	Sean Payton	169-104-0	9-8	178-112-0

SEASONS WITH 10 OR MORE WINS

Head Coach Sean Payton, who has served in the role for 16 years, has led teams to 10 or more wins in a single season on nine occasions. Among active coaches, Payton's nine seasons with 10+ wins ranks fifth.

SEASONS WITH 10+ WINS, ACTIVE HEAD COACHES

Rk.	Name	Seasons
1.	Andy Reid	19
2.	Mike McCarthy	11
	Mike Tomlin	11
	John Harbaugh	11
5.	Sean Payton	9

CHAMPIONSHIP PEDIGREE

Among active NFL head coaches, there are six who have appeared in at least three conference championship games while at the helm of their respective clubs. Broncos Head Coach Sean Payton has advanced to three NFC Championship Games in his career, tying him for fifth among active head coaches.

CONF. CHAMPIONSHIP GAMES, ACTIVE HCs

Rk.	Name	No.
1.	Andy Reid	11
2.	Mike McCarthy	4
	John Harbaugh	4
	Kyle Shanahan	4
5.	Sean Payton	3
	Mike Tomlin	3

PAYTON'S PLACE

In his first season at the helm last year, Head Coach Sean Payton led the Broncos to 357 total points. That is the third-most points scored by a Broncos' first-year head coach, behind only Mike Shanahan (388, 1995) and Wade Phillips (373, 1993).

MOST POINTS SCORED, BRONCOS' FIRST-YEAR HEAD COACH

Rk.	Name	Year	Points
1.	Mike Shanahan	1995	388
2.	Wade Phillips	1993	373
3.	Sean Payton	2023	357

65 GAMES OVER .500

Across 16 seasons as an NFL head coach, Sean Payton has amassed a 169-104 (.619) regular-season record and is currently 65 games over .500 for his career. His 65 games over .500 is fourth among active coaches, trailing only Andy Reid (127), Mike Tomlin (78) and John Harbaugh (66).

GAMES OVER .500, REG. SEASON, ACTIVE HEAD COACHES

Rk.	Name	Record	Gms over .500
1.	Andy Reid	272-145-1	127
2.	Mike Tomlin	183-105-2	78
3.	John Harbaugh	170-104-0	66
4.	Sean Payton	169-104-0	65
5.	Mike McCarthy	174-110-2	64

BACK ON THE RIGHT TRACK

In his first year with the Broncos last season, Head Coach Sean Payton led Denver to an 8-9 record, including a 3-3 mark in the AFC West. The eight wins are the most by a Broncos' first year head coach since Gary Kubiak (12) in 2015 and are tied for the fifth most in club history.

MOST WINS BY BRONCOS' FIRST YEAR HEAD COACH

Rk.	Name	Year	Wins	Losses	Ties	Pct.
1.	Gary Kubiak	2015	12	4	0	0.750
	Red Miller	1977	12	2	0	0.857
3.	Dan Reeves	1981	10	6	0	0.625
4.	Wade Phillips	1993	9	7	0	0.563
5.	Sean Payton	2023	8	9	0	0.471
	John Fox	2011	8	8	0	0.500
	Josh McDaniels	2009	8	8	0	0.500
	Mike Shanahan	1995	8	8	0	0.500

2024 BRONCOS ASSISTANT COACHING STAFF

(S) - Sideline; (B) - Booth
OFFENSE

Joe Lombardi (B) Offensive Coordinator
 Lou Ayeni (S) Running Backs
 Pete Carmichael (S) Senior Offensive Assistant
 Keary Colbert (S) Wide Receivers
 Declan Doyle (S) Tight Ends
 Zack Grossi (B) Passing Game Specialist
 Logan Kilgore (S) Offensive Quality Control
 Austin King (B) Asst. Offensive Line
 John Morton (B) Pass Game Coordinator
 Zach Strief (S) Offensive Line
 Favian Upshaw (B) Offensive Quality Control
 Davis Webb (S) Quarterbacks

DEFENSE

Vance Joseph (S) Defensive Coordinator
 Jamar Cain (S) Defensive Line
 Jim Leonhard (S) Def. Pass Game Coord./Defensive Backs
 Addison Lynch (B) Defensive Quality Control
 Greg Manuskus (S) Inside Linebackers
 Isaac Shewmaker (B) Defensive Quality Control
 Joe Vitt (S) Senior Defensive Assistant
 Michael Wilhoite (S) Outside Linebackers

SPECIAL TEAMS

Ben Kotwica (S) Special Teams Coordinator
 Chris Banjo (S) Asst. Special Teams

STRENGTH AND CONDITIONING

Dan Dalrymple (S) Strength and Conditioning
 Korey Jones (S) Assistant Strength and Conditioning
 Shaun Snee (S) Assistant Strength and Conditioning



OFFENSE FINDING ITS GROOVE



The Broncos have posted 363 offensive points this season and allowed just 281 points on defense, tallying a point differential of +82. That is the eighth-best differential in the NFL and third-best mark in the AFC, behind only Buffalo (+138) and Baltimore (+103).

HIGHEST POINT DIFFERENTIAL, AFC TEAMS, 2024 SEASON

Rk.	Team	Pts. For	Pts. Against	Diff.
1.	Buffalo	469	331	+138
2.	Baltimore	452	349	+103
3.	Denver	363	281	+82
4.	Kansas City	356	278	+78
5.	L.A. Chargers	328	274	+54

BRONCOS FINDING THEIR RUNNING LEGS

In Week 7 against the Saints, the Broncos rushed 35 times for 225 yards (5.5 avg.) with two touchdowns. That performance is tied for the fifth-most rushing yards by the Broncos in a single game since the 2010 season and most since 2013.

Additionally, the Broncos had four players rush at least four times and average at least 5.0 yards per carry in a single game for the first time in franchise history.

MOST RUSHING YARDS, BY BRONCOS, SINCE 2010

Rk.	Game	Att.	Yds.	Avg.	TDs
1.	at Oak (11/6/11)	39	299	7.7	2
2.	at N.E. (11/24/13)	48	280	5.8	1
3.	vs. N.E. (12/18/11)	31	252	8.1	3
4.	at K.C. (11/13/11)	55	244	4.4	1
5.	at N.O. (10/17/24)	35	225	5.5	2
	vs. N.O. (10/28/12)	41	225	6.4	1

RUSHING FOR THE FIRST

This season, the Broncos have totaled 1,627 yards on 391 rushing attempts (4.2 avg.), including 101 rushing first downs. That is the sixth-most rushing first downs among all AFC teams this year, behind only Baltimore (140), Buffalo (125), Indianapolis (111), Pittsburgh (103) and Kansas City (102).

MOST RUSHING FIRST DOWNS, AFC TEAMS, 2024 SEASON

Rk.	Team	Att.	Yds.	Avg.	1st	TDs
1.	Baltimore	476	2,718	5.7	140	17
2.	Buffalo	424	2,003	4.7	125	29
3.	Indianapolis	429	2,028	4.7	111	17
4.	Pittsburgh	479	1,890	3.9	103	12
5.	Kansas City	419	1,694	4.0	102	14
6.	Denver	391	1,627	4.2	101	11


BRONCOS OFFENSE COMING ALIVE

Since Week 5, the Broncos have been one of the highest-scoring offenses in the AFC, totaling 301 points in the previous 11 games. That is the fourth most in the conference, behind only Buffalo (347), Baltimore (346) and Cincinnati (321).

MOST POINTS SCORED, AFC TEAMS, SINCE WEEK 5

Rk.	Team	Games	Points	PPG
1.	Buffalo	11	347	31.6
2.	Baltimore	11	346	31.5
3.	Cincinnati	11	221	29.2
4.	Denver	11	301	27.4
5.	Pittsburgh	11	278	25.3

NIX WINS NFL OFFENSIVE ROOKIE OF THE MONTH FOR OCTOBER



Quarterback Bo Nix was announced as the NFL Offensive Rookie of the Month for October after completing 62-of-123 passes for 870 yards with seven touchdowns and one interception (102.7 rtg.). Nix became just the third Bronco (fourth occurrence) in team history to win NFL Offensive Rookie of the Month and is the first to do so since running back Clinton Portis in 2002.

PLAYERS TO WIN NFL OFFENSIVE ROOKIE OF THE MONTH, TEAM HISTORY

Player	Year	Month	Stats
QB Bo Nix	2024	Oct.	62-123, 870 yds., 7 TDs, 1 INT, 102.7 Rtg.
RB Clinton Portis	2002	Oct.	79 att., 358 yds. 3 TDs / 11 rec., 98 yds., 1 TD
RB Mike Anderson	2000	Dec.	104 att., 516 yds., 8 TDS / 4 rec., 34 yds.
RB Mike Anderson	2000	Sept.	85 att., 403 yds., 3 TDs / 5 rec., 39 yds.

NIX WINS AFC OFFENSIVE PLAYER OF THE WEEK IN WEEK 11

After completing 28-of-33 passes (84.8%) for 307 yards with four touchdowns and no interceptions (145.0 rtg.) against the Atlanta Falcons in Week 11, quarterback Bo Nix was named AFC Offensive Player of the Week. He became the first Broncos signal caller since Trevor Siemian in 2016 and the 10th Broncos rookie in team history to earn that award.

ROOKIES TO WIN AFC PLAYER OF THE WEEK, TEAM HISTORY

Year	Opp. (Wk)	Player	Off./Def./ST
2024	vs. Atl. (Wk 11)	QB Bo Nix	OFF
2023	at Buf. (Wk 10)	WR Marvin Mims Jr.	ST
2021	vs. LAC (Wk 12)	CB Pat Surtain II	DEF
2018	at Cin. (Wk 12)	RB Phillip Lindsay	OFF
2016	at N.O. (Wk 10)	S Justin Simmons	ST
2011	vs. NYJ (Wk 11)	OLB Von Miller	DEF
2004	at Ten. (Wk 16)	LB D.J. Williams	DEF
2000	at N.O. (Wk 14)	RB Mike Anderson	OFF
2000	at Sea. (Wk 13)	RB Mike Anderson	OFF
2000	vs. Oak. (Wk 11)	LB Ian Gold	ST
1999	vs. Sea. (Wk 15)	RB Olandis Gary	OFF

NIX LEADING BRONCOS TO WINS

With quarterback Bo Nix as its starter this season, Denver has accumulated a record of 9-6 (.600). The team's nine wins are the most by any Broncos team starting a rookie quarterback in franchise history.

MOST WINS, BRONCOS ROOKIE QBs, TEAM HISTORY

Rk.	Player	Year	Wins	Loss	Ties	Win%
1.	Bo Nix	2024	9	6	0	.600
2.	John Elway	1983	4	6	0	.400
	Drew Lock	2019	4	1	0	.800
4.	Jay Cutler	2006	2	3	0	.400
	Craig Penrose	1976	2	0	0	1.000



NIX FIRST BRONCOS ROOKIE TO START WEEK 1 MATCHUP SINCE JOHN ELWAY



Selected by the Broncos in the first round (12th overall) of the 2024 NFL Draft, quarterback Bo Nix was announced as the Broncos starter for their Week 1 matchup at Seattle on Aug. 21 by Head Coach Sean Payton. Nix became just the 11th quarterback drafted by the Broncos to make a start during his rookie season.

Nix also became just the second Broncos rookie QB in franchise history—and first since Pro Football Hall of Fame QB John Elway in 1983—to start the club's Week 1 matchup.

QBs DRAFTED BY BRONCOS TO START AS A ROOKIE

Player	Rd. (Ovr.)	Starting Debut	Result
Mickey Slaughter	7th (N/A)	vs. Bos. (9/29/63)	W, 14-10
Scotty Glacken	7th (N/A)	at Buf. (12/18/66)	L, 38-21
Marlin Briscoe	14th (N/A)	vs. Cin. (10/6/68)	W, 10-7
Craig Penrose	4th (107)	vs. K.C. (12/5/76)	W, 17-16
Gary Kubiak	8th (197)	vs. Sea. (11/20/83)	W, 38-27
Tommy Maddox	1st (25)	at LAA (11/22/92)	L, 24-0
Jay Cutler	1st (11)	vs. Sea. (12/3/06)	L, 23-20
Tim Tebow	1st (25)	at Oak. (12/19/10)	L, 39-23
Paxton Lynch	1st (26)	vs. Atl. (10/9/16)	L, 23-16
Drew Lock	2nd (42)	vs. LAC (12/2/19)	W, 23-20
Bo Nix	1st (12)	at Sea. (9/8/24)	L, 20-26

QUARTERBACKS DRAFTED BY DENVER TO START FOR THE TEAM

Player	Year Drafted	Rd. (Ovr.)	GS w/Denver
Mickey Slaughter	1963	7 (N/A)	19
Scotty Glacken	1966	7 (N/A)	1
Marlin Briscoe	1968	14 (357)	5
Chuck Pastrana	1969	11 (270)	3
John Hufnagel	1973	14 (348)	1
Craig Penrose	1976	4 (107)	4
Mark Herrmann	1981	4 (98)	1
Gary Kubiak	1983	8 (197)	5
Tommy Maddox	1992	1 (25)	4
Brian Griese	1998	3 (91)	51
Jarious Jackson	2000	7 (214)	1
Jay Cutler	2006	1 (11)	37
Tim Tebow	2010	1 (25)	14
Brock Osweiler	2012	2 (57)	7
Trevor Siemian	2015	7 (250)	24
Paxton Lynch	2016	1 (26)	4
Drew Lock	2019	2 (42)	21
Bo Nix	2024	1 (12)	15

BO KNOWS TOUCHDOWNS

Quarterback Bo Nix has combined for 27 offensive touchdowns through 16 weeks this season, tallying 22 passing scores, four rushing touchdowns and one reception in the end zone. Among rookies, he ranks first in passing touchdowns (22) and completions (326) while ranking second in offensive touchdowns (27).

MOST PASSING TDs, 2024 ROOKIES

Rk. Player	Team	Pass TDs	Rush TDs	Rec. TDs	TDs
1. Bo Nix	Den.	22	4	1	27
Jayden Daniels	Was.	22	6	0	28
3. Caleb Williams	Chi.	19	0	0	19
4. Drake Maye	N.E.	14	2	0	16

AMONG THE NFL'S BEST SINCE WEEK 5



Since Week 5, quarterback Bo Nix has been one of the best signal callers in the NFL, completing 243-of-369 passes for 2,575 yards with 21 touchdowns and seven interceptions (97.1 rtg.). His 21 passing touchdowns in that span are tied for the fifth most among all NFL signal callers.

Additionally, Nix has been one of the most efficient passers in that span as well, as his 97.1 passer rating is the fifth-best in the NFL among quarterbacks with at least 350 attempts. Only Joe Burrow (109.4), Baker Mayfield (102.4), Sam Darnold (101.4) and Matthew Stafford (97.3) have a better mark.

MOST PASSING TDs, SINCE WEEK 5, NFL QBs

Rk. Player	Team	Comp.	Att.	Yds.	TDs	INTs	Rtg.
1. Lamar Jackson	Bal.	218	319	2,929	32	3	126.8
2. Joe Burrow	Cin.	289	423	3,251	32	7	109.4
3. Jared Goff	Det.	249	348	3,080	28	6	118.2
4. Baker Mayfield	T.B.	268	377	2,936	26	13	102.4
5. Bo Nix	Den	243	369	2,575	21	7	97.1
Sam Darnold	Min.	237	355	2,844	21	8	101.4

PASSER RATING SINCE WEEK 5, NFL QBs, MIN. 350 ATT.

Rk. Player	Team	Comp.	Att.	Yds.	TDs	INTs	Sack
1. Joe Burrow	Cin.	289	423	3,251	32	7	109.4
2. Baker Mayfield	T.B.	268	377	2,936	26	13	102.4
3. Sam Darnold	Min.	237	355	2,844	21	8	101.4
4. Matthew Stafford	LAR	234	355	2,595	18	6	97.3
5. Bo Nix	Den	243	369	2,575	21	7	97.1

AS EFFICIENT AS ALWAYS

Quarterback Bo Nix has recorded six games this season with at least 200 passing yards, two passing touchdowns and no interceptions. That is tied for the most such games by a rookie in NFL history with C.J. Stroud (2023) and Justin Herbert (2020).

GAMES WITH 200+ PASS YDS., 2+ PASS TDs, 0 INTs, ROOKIE QBs, NFL HISTORY

Rk. Player	Season	Games
1. Bo Nix	2024	6
C.J. Stroud	2023	6
Justin Herbert	2020	6
2. Gardner Minshew	2019	5
Dak Prescott	2016	5

NIX'S TRIPLE PLAY

Quarterback Bo Nix joined exclusive company in the Broncos' Week 9 matchup against the Ravens. After catching a touchdown pass from wide receiver Courtland Sutton, Nix joined quarterbacks Marcus Mariotta (2015) and Kordell Stewart (1995) as the only signal callers in league history to record at least one passing, rushing and receiving touchdown as a rookie.

Additionally, Nix became just the second Broncos signal caller in team annals to accomplish that feat, joining Pro Football Hall of Fame quarterback John Elway (1986).

ROOKIE QBs WITH AT LEAST 1 PASSING, 1 RUSHING AND 1 RECEIVING TOUCHDOWN, NFL HISTORY

Player	Season	Pass TDs	Rush TDs	Rec. TDs
Bo Nix	2024	22	4	1
Marcus Mariotta	2015	19	2	1
Kordell Stewart	1995	1	1	1



BO KNOWS' THE END ZONE



This season, quarterback Bo Nix has recorded 22 passing touchdowns while throwing only 11 interceptions. His 2.0 touchdown to interception ratio is the fourth best among rookie quarterbacks with at least 460 passing attempts in league history.

BEST TD/INT RATIO, ROOKIE QBs, MIN. 460 ATT., LEAGUE HISTORY

Rk.	Player	Team	Season	TDs	INTs	Ratio
1.	C.J. Stroud	Houston	2019	18	4	4.6
2.	Caleb Williams	Chicago	2024	19	5	3.8
3.	Justin Herbert	L.A. Chargers	2020	31	10	3.1
4.	Bo Nix	Denver	2024	22	11	2.0
5.	Baker Mayfield	Cleveland	2018	27	14	1.9

HARD TO BRING DOWN BO

Quarterback Bo Nix has proven to be one of the more difficult rookies in league history for opposing players to bring down in the backfield, taking only 22 sacks on 568 total drop backs. His 22 sacks taken are the fewest among rookie signal callers in league history with at least 500 drop backs.

FEWEST SACKS TAKEN, ROOKIE QBs, MIN. 500 DROP BACKS, LEAGUE HISTORY

Rk.	Player	Team	Season	Drpbk	Sacks
1.	Bo Nix	Denver	2024	568	22
2.	Baker Mayfield	Cleveland	2018	502	24
	Derek Carr	Oakland	2014	629	24
	Andy Dalton	Cincinnati	2011	564	24

PUTTING A 'BO' ON IT



In Week 11, quarterback Bo Nix completed 28-of-33 passes (84.8%) for 307 yards with four touchdowns and no interceptions (145.0 rgt.). With that performance, he became just the second rookie in league history to record at least 300 passing yards, four passing scores and have a passer rating of at least 140.0 in a game. He also

became the first rookie in NFL history to record 300 passing yards, four passing scores and have a completion percentage of at least 80% in a game.

Additionally, his 84.8 completion percentage was the second highest by any Broncos quarterback in a game with at least 30 passing attempts.

ROOKIES WITH 300+ PASSING YDS., 4+ PASSING TDs & 140+ PASSER RATING, LEAGUE HISTORY

Player	Game	Comp.	Att.	Yds.	TDs	INTs	Rtg.
Bo Nix	vs. Atl. (11/17/24)	28	33	307	4	0	145.0
C.J. Stroud	vs. T.B. (11/5/23)	30	42	470	5	0	147.8

HIGHEST COMP. PERCENTAGE, MIN. 30 ATT., TEAM HISTORY

Player	Game	Comp.	Att.	Comp. %	Yds.	TDs	INTs
Manning	vs. Oak. (9/23/13)	32	37	86.5	374	3	0
Nix	vs. Atl. (11/17/24)	28	33	84.8	307	4	0
Manning	vs. Phi. (9/29/13)	28	34	82.4	327	4	0

NIX LEADING THE WAY

This season, quarterback Bo Nix has completed 326-of-507 passes (64.3%) for 3,235 yards with 22 touchdowns and 11 interceptions (87.7 rgt.). His 326 completions are the most by a Broncos rookie quarterback while his 64.3 completion percentage is the second highest among that group.

Additionally, his 3,235 passing yards and 22 passing touchdowns are the most by a Broncos first-year player.

MOST PASSING TDs, BRONCOS ROOKIE QBs, TEAM HISTORY

Rk.	Player	Year	Comp.	Att.	Yds.	TDs	INTs	Rtg.
1.	Bo Nix	2024	326	507	3,235	22	11	87.7
2.	Marlin Briscoe	1968	93	224	1,589	14	13	62.9
3.	Mickey Slaughter	1963	112	223	1,689	13	14	68.8
4.	Jay Cutler	2006	81	137	1,001	9	5	88.5

MOST PASSING YARDS, BRONCOS ROOKIE QBs, TEAM HISTORY

Rk.	Player	Year	Comp.	Att.	Yds.	TDs	INTs	Rtg.
1.	Bo Nix	2024	326	507	3,235	22	11	87.7
2.	Mickey Slaughter	1963	112	223	1,689	13	14	68.8
3.	John Elway	1983	123	259	1,663	7	14	54.9
4.	Marlin Briscoe	1968	93	224	1,589	14	13	62.9
5.	Drew Lock	2019	100	156	1,020	7	3	89.7

NIX WITH A NOSE FOR THE END ZONE



With his rushing touchdown in Week 8 against Carolina, quarterback Bo Nix surpassed quarterback Marlin Briscoe for the second-most rushing scores by a Broncos rookie signal caller (4). Only quarterback Tim Tebow (6) recorded more in his first season in the NFL with Denver.

Additionally, his 352 yards rushing are the most by a Broncos rookie quarterback in team history, behind only quarterback Marlin Briscoe (308) in 1968.

MOST RUSHING TDs, BRONCOS ROOKIE QBs, TEAM HISTORY

Rk.	Player	Year	Att.	Yds.	Avg.	TDs
1.	Tim Tebow	2010	43	227	5.3	6
2.	Bo Nix	2024	78	352	4.5	4
3.	Marlin Briscoe	1968	41	308	7.5	3

MOST RUSHING YARDS, BRONCOS ROOKIE QBs, TEAM HISTORY

Rk.	Player	Year	Att.	Yds.	Avg.	TDs
1.	Bo Nix	2024	78	352	4.5	4
2.	Marlin Briscoe	1968	41	308	7.5	3
3.	Tim Tebow	2010	43	227	5.3	6
4.	John Elway	1983	28	146	5.2	1
5.	Mickey Slaughter	1963	29	127	4.4	1

AIR NIX

Quarterback Bo Nix has been one of the best quarterbacks in the NFL this season throwing down the field, completing 22 passes of at least 20 air yards. That is tied for the fourth-most such completions in the NFL this year, behind only Sam Darnold (31), Geno Smith (27) and Josh Allen (25).

COMPLETIONS WITH AT LEAST 20+ AIR YARDS, 2024 SEASON

Rk.	Player	Team	Comp.
1.	Sam Darnold	Min.	31
2.	Geno Smith	Sea.	27
3.	Josh Allen	Buf.	25
4.	Bo Nix	Den.	22
	Caleb Williams	Chi.	22



WILLIAMS AMONG BEST BRONCOS RBs IN FIRST 52 GAMES



Broncos running back Javonte Williams has started 29-of-52 games played, posting 601 rushes for 2,366 yards (3.9 avg.) with 11 touchdowns. Among Broncos running backs in their first 52 career games with the team, Williams' 2,366 rushing yards are the 11th most in franchise history.

MOST RUSHING YARDS, FIRST 52 CAREER GAMES, BRONCOS RBs

Rk.	Player	Year	Att.	Yards	Avg.	TDs
1.	Terrell Davis	1995-98	1,126	5,406	4.8	47
2.	Clinton Portis	2002-03	563	3,099	5.5	29
3.	Otis Armstrong	1973-77	649	2,931	4.5	17
4.	Knowshon Moreno	2009-13	712	2,886	4.1	24
5.	Sammy Winder	1982-85	758	2,883	3.8	16
6.	Mike Anderson	2000-03	604	2,736	4.5	23
7.	C.J. Anderson	2013-17	587	2,617	4.5	19
8.	Phillip Lindsay	2018-20	534	2,550	4.8	17
9.	Tatum Bell	2004-08	512	2,485	4.9	13
10.	Bobby Humphrey	1989-91	593	2,386	4.0	14
11.	Javonte Williams	2021-24	601	2,366	3.9	11

A DUAL THREAT FROM THE BACKFIELD

Denver Broncos running back Javonte Williams has tallied 153 receptions for 916 yards (6.0 avg.) with five touchdowns in his first 52 career games. Among Broncos ball carriers in that span, Williams' 153 receptions ranks first.

MOST RECEPTIONS, BRONCOS RBs, FIRST 52 CAREER GAMES

Rk.	Player	Years	Rec.	Yds.	Avg.	TDs
1.	Javonte Williams	2021-24	153	916	6.0	5
2.	Terrell Davis	1995-98	136	1,062	7.8	3
3.	Knowshon Moreno	2009-13	126	1,140	9.0	7
4.	Dave Preston	1978-81	123	1,081	8.8	2
5.	Gerald Willhite	1982-86	117	1,108	9.5	2

WILLIAMS PRODUCING BIG RUSHING AND RECEIVING GAMES

Against Las Vegas in Week 5, running back Javonte Williams totaled 61 rushing yards on 13 carries (4.7 avg.) and 50 receiving yards on five catches (10.0). It was his third career game with at least 50 rushing and 50 receiving yards, which is the sixth most in team history among all running backs.



MOST GAMES WITH 50+ REC. YARDS AND 50+ RUSH YARDS,

ALL RBs, TEAM HISTORY

Rk.	Player	Years	Games
1.	Floyd Little	1968-75	8
2.	Otis Armstrong	1974-76	6
3.	Terrell Davis	1995-98	5
	Knowshon Moreno	2010-13	5
5.	Clinton Portis	2022-03	4
6.	Javonte Williams	2021-24	3

McLAUGHLIN TURNING HEADS TO START CAREER



In his first two professional seasons, Broncos running back Jaleel McLaughlin has appeared in 31 games (6 starts) and totaled 163 carries for 798 rushing yards (4.9 avg.) with two touchdowns. Among undrafted Broncos rookies in their first two seasons, McLaughlin's 798 yards on the ground ranks fourth.

Additionally, his 1,018 scrimmage yards are the fourth most by a Broncos undrafted rookie running back in his first two years in team annals.

MOST RUSHING YARDS, BRONCOS UNDRAFTED RBs,

FIRST TWO SEASONS

Rk.	Player	Years	Att.	Yds.	Avg.	TDs
1.	Phillip Lindsay	2018-19	416	2,048	4.9	16
2.	Selvin Young	2007-08	201	1,032	5.1	2
3.	C.J. Anderson	2013-14	186	887	4.8	8
4.	Jaleel McLaughlin	2023-24	163	798	4.9	2
5.	Mike Bell	2006-07	163	680	4.2	8

MOST SCRIMMAGE YARDS, BRONCOS UNDRAFTED RBs,

FIRST TWO SEASONS

Rk.	Player	Years	Touches	Yds.
1.	Phillip Lindsay	2018-19	486	2,485
2.	Selvin Young	2007-08	239	1,279
3.	C.J. Anderson	2013-14	220	1,211
4.	Jaleel McLaughlin	2023-24	214	1,018
5.	Mike Bell	2006-07	184	845

SUTTON AMONG BRONCOS BEST WRs IN FIRST 96 GAMES



Broncos wide receiver Courtland Sutton's career numbers rank near the top of all Broncos wide receivers in their first 96 career games. For his career, Sutton has totaled 369 receptions for 5,187 yards (14.1 avg.) with 30 touchdowns. His 5,187 receiving yards rank third among all Broncos wideouts in that span.

RECEIVING YARDS, BRONCOS WRs, FIRST 96 CAREER GAMES

Rk.	Player	Rec.	Yds.	Avg.	TDs
1.	Demaryius Thomas	516	7,359	14.3	52
2.	Rod Smith	414	6,171	14.9	39
3.	Courtland Sutton	369	5,187	14.1	30
4.	Steve Watson	262	4,708	18.0	28
5.	Vance Johnson	339	4,682	13.8	30



SUTTON AMONG BEST BRONCOS TO CATCH THE DEEP BALL



Since joining the Broncos in 2018, wide receiver Courtland Sutton has made 58 "big plays receiving" (receptions of 25+ yards), which is the fourth most in team history. It is also the most since wide receiver Demaryius Thomas recorded 80 during his time in Denver from 2010-18.

Additionally, Sutton's 58 "big plays receiving" also rank third among active AFC players since he entered the NFL in 2018. Only Tyreek Hill (93) and Travis Kelce (59) have recorded more such receptions in that span.

BIG PLAYS RECEIVING (25+ YARDS), TEAM HISTORY, SINCE 1994

Rk.	Player	Years	Rec.	Yds.	Avg.	TDs	25+
1.	Rod Smith	1995-2006	849	11,389	13.4	68	86
2.	Demaryius Thomas	2010-18	665	9,055	13.6	60	80
3.	Shannon Sharpe	1990-2003	675	8,439	12.5	55	61
4.	Courtland Sutton	2018-24	369	5,187	14.1	30	58
	Ed McCaffrey	1995-2003	462	6,200	13.4	46	53

BIG PLAYS RECEIVING (25+ YARDS), AFC, SINCE 2018

Rk.	Player	Team	Rec.	Yds.	Avg.	TDs	25+
1.	Tyreek Hill	K.C. / Mia.	651	9,197	14.1	69	93
2.	Travis Kelce	K.C.	689	8,167	11.9	54	59
3.	Courtland Sutton	Den.	369	5,187	14.1	30	58
4.	Mike Williams	LAC/NYJ/Pit.	318	4,984	15.7	32	50
5.	Ja'Marr Chase	Cin.	376	5,227	13.9	45	46

THIRD AND SUTTON



Wide receiver Courtland Sutton has been one of the best in the NFL on third down, totaling 28 receptions for 443 yards (15.8 avg.) with three touchdowns. On third down, he ranks first in the NFL in receptions, receiving yards, receiving first downs (26) and receptions of 20+ yards (8).

MOST RECEIVING YARDS ON THIRD DOWN, 2024

Rk.	Player	Team	Rec.	Yds.	Avg.	TDs
1.	Courtland Sutton	Denver	28	443	15.8	3
2.	Amon-Ra St. Brown	Detroit	28	395	14.1	5
3.	Terry McLaurin	Washington	19	339	17.8	5
4.	Khalil Shakir	Buffalo	20	327	16.4	2
5.	Justin Jefferson	Minnesota	20	326	16.3	5

MOST RECEPTIONS ON THIRD DOWN, 2024

Rk.	Player	Team	Rec.	Yds.	Avg.	TDs
1.	Courtland Sutton	Denver	28	443	15.8	3
	Wan'Dale Robinson	N.Y. Giants	28	239	8.5	1
	Amon-Ra St. Brown	Detroit	28	395	14.1	5
4.	Travis Kelce	Kansas City	25	254	10.2	1
5.	George Pickens	Pittsburgh	23	303	13.2	0
	Garrett Wilson	N.Y. Jets	23	259	11.3	2

SUTTON FINDING DIFFERENT WAYS TO THE END ZONE

In the Broncos' Week 9 matchup against Baltimore, wide receiver Courtland Sutton recorded his first career passing touchdown after finding quarterback Bo Nix for a two-yard score. With that pass, he became just the third wide receiver in team history to record a passing touchdown, joining wide receivers Emmanuel Sanders and Arthur Marshall.

WIDE RECEIVERS TO PASS FOR AT LEAST ONE TOUCHDOWN, TEAM HISTORY

Player	Game	TD Pass Yds.
Courtland Sutton	at Bal. (11/3/24)	2
Emmanuel Sanders	at Ari. (10/18/18)	28
Arthur Marshall	2x, last: vs. Ind. (10/3/93)	30

SUTTON REACHES TOP-10 STATUS

Since being drafted by the Broncos in the second round (40th overall) of the 2018 NFL Draft, wide receiver Courtland Sutton has caught 369 passes. That is the ninth most in team history and is the most since wide receiver Emmanuel Sanders caught 404 passes from 2014-19.

MOST RECEPTIONS, TEAM HISTORY

Rk.	Player	Rec.	Yds.	Avg.	TDs
1.	Rod Smith	849	11,389	13.4	68
2.	Shannon Sharpe	675	8,439	12.5	55
3.	Demaryius Thomas	665	9,055	13.6	60
4.	Lionel Taylor	543	6,872	12.7	44
5.	Ed McCaffrey	462	6,200	13.4	46
6.	Vance Johnson	415	5,695	13.7	37
7.	Emmanuel Sanders	404	5,361	13.3	28
8.	Riley Odoms	396	5,755	14.5	41
9.	Courtland Sutton	369	5,187	14.1	30
10.	Steve Watson	353	6,112	17.3	36

SUTTON FIFTH-FASTEST BRONCO TO 300 RECEPTIONS



In the 2024 season opener, wide receiver Courtland Sutton recorded four receptions for 38 yards (9.5 avg.) to help him eclipse the 300 career reception mark. Through 82 career games, Sutton produced 302 catches for 4,297 yards (14.2 avg.) with 24 scores.

He became just the fifth Bronco—and first since former Broncos wide receiver Demaryius Thomas in 2014—to reach 300 receptions in 82 games or less. Only Brandon Marshall (59 games), Thomas (62), Vance Johnson (79) and Rod Smith (80) reached that milestone faster.

FASTEST TO 300 CAREER RECEPTIONS, TEAM HISTORY

Rk.	Player	Games	Rec.	Yds.	Avg.	TDs
1.	Brandon Marshall	59	312	3,907	12.5	24
2.	Demaryius Thomas	62	305	4,700	15.4	36
3.	Vance Johnson	79	300	4,240	14.1	25
4.	Rod Smith	80	303	4,536	15.0	31
5.	Courtland Sutton	82	302	4,297	14.2	24



MR. 5,000



Wide receiver Courtland Sutton posted 355 receptions for 5,003 yards (14.1 avg.) with 29 touchdowns through the first 93 games of his career. After recording 97 receiving yards in Week 12 versus Las Vegas in 2024, Sutton surpassed 5,000 yards for his career.

Sutton became the 11th Broncos wideout—and the first since Demaryius Thomas in 2018—to accomplish the feat. Only Thomas (67) and Rod Smith (84) hit the 5,000-yard plateau in fewer games.

FASTEST PLAYERS TO 5,000 CAREER REC. YARDS, TEAM HISTORY

Rk.	Player	Games	Rec.	Yds.	Avg.	TDs
1.	Demaryius Thomas	67	336	5,087	15.1	41
2.	Rod Smith	84	332	5,043	15.2	33
3.	Courtland Sutton	93	355	5,003	14.1	29
4.	Steve Watson	102	284	5,012	17.6	31
5.	Vance Johnson	107	367	5,008	13.6	32

SUTTON KEEPS ADDING TOUCHDOWNS

Wide receiver Courtland Sutton set a career high in touchdown receptions last season, totaling 10 catches in the end zone in 16 games played. With that performance, he became the first Bronco since 2015 to record double-digit touchdown catches in a season.

In his career, Sutton has totaled 30 touchdown catches in 96 games as a Bronco, which is the 12th most in team history.

WR COURTLAND SUTTON'S YEAR-BY-YEAR TOUCHDOWN TOTALS

Year	Games	TDs
2018	16	4
2019	16	6
2020	1	0
2021	17	2
2022	15	2
2023	16	10
2024	15	6
TOTAL	96	30

VELE MAKES BIG INITIAL IMPRESSION

In his first 11 career games, wide receiver Devaughn Vele has caught 35 passes for 398 yards (11.4 avg.) with two touchdowns. His 35 receptions are tied for the fourth most by a Bronco in his first 11 career contests, behind only Eddie Royal (63), Terrell Davis (41) and Jerry Jeudy (37).

MOST RECEPTIONS BY A BRONCO IN FIRST 11 GAMES,

TEAM HISTORY

Rk.	Player	Rec.	Yds.	Avg.	TDs
1.	Eddie Royal	63	757	12.0	5
2.	Terrell Davis	41	325	7.9	1
3.	Jerry Jeudy	37	589	15.9	2
4.	Devaughn Vele	35	398	11.4	2
	Greg Dulcich	35	433	12.4	2

BOLLES HITS THE CENTURY MARK



After his start at left tackle in Seattle in Week 1, tackle Garett Bolles became just the sixth Bronco all-time to reach 100 career starts at offensive tackle and the first player in team annals to reach 100 starts at left tackle. Currently, he has recorded the fifth-most starts (114) among any tackle in team history.

MOST CAREER STARTS AT TACKLE, TEAM HISTORY

Rk.	Player	Years	Starts
1.	Ken Lanier	1981-94	165
2.	Matt Lepsis	1998-2007	133
3.	Dave Studdard	1979-88	124
4.	Claudie Minor	1974-82	123
5.	Garett Bolles	2017-24	114

EDGES ON LOCKDOWN

Tackles Garett Bolles and Mike McGlinchey have been two of the best at their position this season in pass protection, allowing pressures on just 4.5 and 6.2 percent of pass blocking snaps respectively. According to *NextGen Stats*, Bolles' 4.5 quarterback pressure percentage is the lowest allowed among NFL tackles this year with at least 325 pass blocking snaps while McGlinchey's 6.2 ranks fifth.

LOWEST QB PRESSURE % ALLOWED BY NFL TACKLES, 2024 SEASON,

MIN. 325 PASS BLOCK SNAPS, PER NEXTGEN STATS

Rk.	Player	Team	QBP	QBP%
1.	Garett Bolles	Denver	25	4.5
2.	Tristan Wirfs	Tampa Bay	24	4.6
3.	Spencer Brown	Buffalo	22	4.7
4.	Terron Armstead	Miami	20	5.0
5.	Mike McGlinchey	Denver	27	6.2

BRONCOS INTERIOR LINE AMONG THE BEST



Denver's two guards, Ben Powers and Quinn Meinerz, have been among the league's best this season in limiting pressures allowed on the quarterback. Meinerz is tied for the lowest pressure percentage (3.9) among NFL guards with at least 325 pass blocking snaps while Powers has the fourth-lowest pressure percentage allowed (4.0) among that group.

LOWEST QB PRESSURE % ALLOWED BY NFL GUARDS, 2024 SEASON,

MIN. 325 PASS BLOCK SNAPS, PER NEXTGEN STATS

Rk.	Player	Team	QBP	QBP%
1.	Quinn Meinerz	Denver	22	3.9
	Tyler Smith	Dallas	19	3.9
	John Simpson	N.Y. Jets	22	3.9
4.	Ben Powers	Denver	23	4.0
5.	Brandon Scherff	Jacksonville	22	4.1



DENVER WITH SECOND MULTI-SAFETY GAME

For just the second time in team history, the Broncos recorded multiple safeties in the same game after recording a pair in the second quarter in their Week 1 matchup against Seattle. It is just the third time in NFL history that a team recorded multiple safeties in a season opening game.



Additionally, it is just the seventh time since 2000—and first since 2017—that a team recorded at least two safeties in the same game.

MULTIPLE SAFETY GAMES IN WEEK 1, NFL HISTORY

Team	Game	Safeties
Denver	at Sea. (9/8/24)	2
New Orleans	vs. Cle. (9/13/87)	2
N.Y. Giants	at Pit. (9/17/50)	2

MUTIPLE SAFETY GAMES, SINCE 2000

Team	Game	Safeties
Denver	at Sea. (9/8/24)	2
Miami	vs. Den. (12/3/17)	2
St. Louis	at Ari. (11/6/11)	2
Minnesota	vs. G.B. (11/9/08)	2
Buffalo	vs. Hou. (11/16/03)	2
Minnesota	at Atl. (10/5/03)	2
Dallas	vs. Ari. (10/5/03)	2

BRONCOS 'D' GETTING TO THE QB



Through 15 games this season, the Broncos have totaled 51 sacks, including two in their Week 16 matchup against the Chargers. That is the most quarterback takedowns in the NFL this season.

In addition to that, Denver's 51 sacks are the second most by the club through 15 games of a season.

MOST SACKS, 2024 SEASON

Rk.	Team	Sacks
1.	Denver	51
2.	Baltimore	47
3.	Houston	46
	Dallas	46
5.	Minnesota	44

MOST SACKS THROUGH 15 GAMES, TEAM HISTORY

Rk.	Year	Sacks
1.	1984	53
2.	2024	51
3.	1970	50
4.	2015	49
	1991	49
	1986	49

FEWER THAN 20

The Broncos have allowed less than 20 points in seven games this season, including holding the Indianapolis Colts to 13 points in Week 15. Over the last five NFL seasons (2020-24), Denver has held opponents to 19 points or fewer 41 times, which is tied for the second most in the league in that span.



SINGLE GAMES SURRENDERING FEWER THAN 20 POINTS,

NFL, SINCE 2020

Rk.	Team	# of Games	W-L
1.	Pittsburgh	42	37-4-1
2.	Denver	41	26-15
	Baltimore	41	34-7
4.	San Francisco	39	34-5
5.	Kansas City	37	37-0

BRONCOS FORCING HARD-FOUGHT YARDS

Denver's defense has allowed an average of 4.91 yards per play through 15 games, which is the second-lowest mark among all NFL teams this season. The Broncos most recently averaged under five yards allowed per play during the 2017 season (4.9 ypp).

YARDS PER PLAY ALLOWED, NFL TEAMS, 2024 SEASON

Rk.	Team	YPP
1.	Philadelphia	4.78
2.	Denver	4.91
3.	Houston	4.96
	N.Y. Jets	4.96
5.	San Francisco	5.08

RED ZONE DOMINANCE

The Denver defense has allowed 19 touchdowns this season on 42 red zone trips by their opponents. Their 45.2 percent mark in the red zone is the second best in the NFL while their 19 scores allowed from inside the 20-yard line is the second best in the league.

RED ZONE DEFENSE, NFL TEAMS, 2024 SEASON

Rk.	Team	RZ TDs	RZ Drives	RZ %
1.	L.A. Chargers	17	38	44.7
2.	Denver	19	42	45.2
3.	Chicago	28	59	47.5
4.	Miami	23	47	48.9
5.	L.A. Rams	24	49	49.0

DEFENSE SHUTTING DOWN THE RUSHING ATTACK...

So far in 2024, the Broncos defense has averaged 3.89 rushing yards per play against them, which is the third lowest among all NFL teams. Only Baltimore (3.59) and Minnesota (3.88) have allowed fewer rushing yards per play within the league.

RUSHING YARDS ALLOWED PER PLAY, NFL TEAMS, 2024 SEASON

Rk.	Team	Rush YPP
1.	Baltimore	3.59
2.	Minnesota	3.88
3.	Denver	3.89
4.	Kansas City	3.99
5.	N.Y. Jets	4.09



...AND GROUNDING THE AIR GAME

Denver has also been one of the best teams in defending the pass this season, averaging the third-lowest yards allowed per pass (6.11) in the NFL in 2024. Only Philadelphia (5.54) and Houston (5.88) have allowed fewer yards through the air per attempt.

PASSING YARDS ALLOWED PER PLAY, NFL TEAMS, 2024 SEASON

Rk.	Team	Pass YPP
1.	Philadelphia	5.54
2.	Houston	5.88
3.	Denver	6.11
4.	San Francisco	6.15
5.	N.Y. Jets	6.25

REINING IN OPPOSING OFFENSES

This season, the Broncos have allowed 281 points in 15 games, averaging 18.7 points allowed per game. That is the fourth-best mark in the NFL, behind the L.A. Chargers (18.3), Minnesota (18.4) and Kansas City (18.5).



POINTS ALLOWED PER GAME, NFL TEAMS, 2024 SEASON

Rk.	Team	Games	Points	PPG
1.	L.A. Chargers	15	274	18.3
2.	Minnesota	15	276	18.4
3.	Kansas City	15	278	18.5
4.	Denver	15	281	18.7
5.	Philadelphia	15	283	18.9

BRONCOS DEFENSE OFF TO HOT START

Through the first eight games of the season, the Broncos did not allow any opponent to gain more than 350 total yards of offense in any game. It was tied for the fifth-longest streak to start a season in team history and the longest since the 2003 season.

LONGEST STREAKS HOLDING OPPONENTS TO 350 TOTAL YARDS OR LESS TO START A SEASON, TEAM HISTORY

Season	Start	End	Games
1977	vs. Stl. (9/18/77)	at Dal. (12/18/77)	14
1972	vs. Hou. (9/17/72)	vs. N.E. (12/17/72)	14
1981	vs. Oak. (9/6/81)	vs. Min. (11/2/81)	9
1978	vs. Oak. (9/3/78)	at Sea. (10/29/78)	9
2024	at Sea. (9/8/24)	vs. Car. (10/27/24)	8
2003	at Cin. (9/7/03)	at Bal. (10/26/03)	8
2002	vs. Stl. (9/8/02)	at N.E. (10/27/02)	8

STANDING 'PAT'

On Dec. 5, the NFL announced that cornerback Pat Surtain II was named AFC Defensive Player of the Month for November, becoming just the third cornerback in team history to win that award. He joined Pro Football Hall of Fame cornerback Champ Bailey and former Broncos cornerback Deltha O'Neal as the only Broncos at that position to win that award.

In the month of November, Surtain played in 140 coverage snaps and allowed just 55 yards on nine receptions on 17 targets.

BRONCOS CORNERBACKS TO WIN AFC DPOM

Player	Year	Month	Stats
Pat Surtain II	2024	November	140 cov. snaps, 17 tar., 9 rec., 55 yds.
Champ Bailey	2006	October	3 INTs, 21 tackles, 9 PBUs
Champ Bailey	2005	November	3 INTs (1 TD), 20 tackles, 5 PBUs
Deltha O'Neal	2001	October	6 INTs, 17 tackles

PS2 IS IN THE GAME



In Week 5, cornerback Pat Surtain II was named AFC Defensive Player of the Week after totaling three tackles (2 solo) and two interceptions (100 yds.), including a 100-yard 'pick-6'. Surtain became just the fifth Bronco in team history—and first since defensive end Dre'Mont Jones—to be named AFC Defensive Player of the Week multiple times.

MULTIPLE AFC DPOW HONOREES, TEAM HISTORY

Player	Pos.	Num. of Honors
Von Miller	OLB	4
Karl Mecklenburg	LB	3
Pat Surtain II	CB	2
Dre'Mont Jones	DE	2
Aqib Talib	CB	2

PRO BOWL PAT



In his third professional season, Broncos cornerback Pat Surtain II earned his second Pro Bowl nod. He totaled 69 tackles (59 solo), one interception and 12 passes defended.

With the selection, Surtain is just the second Broncos cornerback to earn multiple Pro Bowl nods in his first three seasons. He's also the sixth corner in franchise history to be named a Pro Bowler in consecutive seasons.

BRONCOS CORNERBACKS WITH MULTIPLE PRO BOWL

SELECTIONS IN FIRST THREE SEASONS

Player	No.	Years
Pat Surtain II	2	2022-23
Willie Brown [^]	2*	1964-65

[^]Pro Football Hall of Famer; *AFL All-Star selections

BRONCOS CBs NAMED TO PRO BOWL IN CONSECUTIVE YEARS

Player	Years
Willie Brown [^]	1964-65*
Louis Wright	1977-79
Champ Bailey [^]	2004-07, '09-12
Chris Harris Jr.	2014-16
Aqib Talib	2014-17
Pat Surtain II	2022-23

[^]Pro Football Hall of Famer; *AFL All-Star selections



SURTAIN LOCKING UP OPPONENTS



According to *NextGen Stats*, cornerback Pat Surtain II has been one of the best in coverage in the NFL this season. Among those at his position, he has surrendered the fewest receiving yards (234) (min. 275 coverage snaps) while also allowing the lowest passer rating when targeted (52.3) among cornerbacks (min. 275 coverage snaps).

FEWEST REC. YDS. ALLOWED BY A CB (MIN. 275 COVERAGE SNAPS),

2024 SEASON, PER NEXTGEN STATS

Rk.	Player	Team	Rec.	Yds.
1.	Pat Surtain II	Denver	28	234
2.	Darrell Baker	Tennessee	17	236
3.	Cobie Durant	L.A. Rams	28	289
4.	Kendall Fuller	Miami	28	307
5.	Sean Murphy-Bunting	Arizona	32	309

LOWEST PASSER RATING ALLOWED BY A CB (MIN. 275 COV. SNAPS),

2024 SEASON, PER NEXTGEN STATS

Rk.	Player	Team	Rtg.
1.	Pat Surtain II	Denver	52.3
2.	Derek Stingley Jr.	Houston	53.0
3.	Kamari Lassiter	Houston	64.7
4.	Nate Wiggins	Baltimore	65.2
5.	Donte Jackson	Pittsburgh	66.9

NO 'SURTAIN' THING ABOUT IT

This season, cornerback Pat Surtain II has been targeted 46 times over 450 coverage snaps and allowed just 234 yards on 28 receptions, per *NextGen Stats*. Among all cornerbacks with at least 275 coverage snaps this year, Surtain has averaged the lowest average EPA when targeted, recording a -0.56 mark.

LOWEST EPA/TARGET, NFL CBs, MIN. 275 COV. SNAPS,

PER NEXTGEN STATS

Rk.	Player	Team	EPA/Target
1.	Pat Surtain II	Denver	-0.56
2.	Nate Wiggins	Baltimore	-0.36
3.	Tarheeb Still	L.A. Chargers	-0.35
4.	Derek Stingley Jr.	Houston	-0.24
5.	Christian Gonzalez	New England	-0.19

CAN'T GET PAST PAT

While also being one of the best defensive backs in coverage, cornerback Pat Surtain II has also shown his tackling ability, limiting opposing receivers to just 44 yards after the catch this year. That is the fewest yards after catch allowed by all NFL cornerbacks with at least 275 coverage snaps, per *NextGen Stats*.

FEWEST YARDS AFTER CATCH ALLOWED, NFL CBs, MIN. 275 COV.

SNAPS, PER NEXTGEN STATS

Rk.	Player	Team	YAC
1.	Pat Surtain II	Denver	44
2.	Quinyon Mitchell	Philadelphia	64
3.	D.J. Reed	N.Y. Jets	68
	Samuel Womack	Indianapolis	68
5.	Darrell Baker	Tennessee	71
	Kristian Fulton	L.A. Chargers	71

SURTAIN KNOCKING IT OUT OF THE AIR

Cornerback Pat Surtain II, who totaled 36 passes defended in his first three NFL seasons, has tallied 11 passes defended this season. In his first 64 career games (63 starts), Surtain totaled 47 PDs, which is the second most amongst all Broncos in that span.

MOST PASSES DEFENSED, FIRST 64 CAREER GAMES, TEAM HISTORY

Rk.	Player	Years	PDs
1.	Bradley Roby	2014-17	48
2.	Pat Surtain II	2021-24	47
3.	Chris Harris Jr.	2011-14	46
4.	Kelly Herndon	2002-04	41
5.	Deltha O'Neal	2000-03	39

TAKING IT THE DISTANCE



In Week 5 against Las Vegas, cornerback Pat Surtain II intercepted Raiders quarterback Gardner Minshew and returned it 100 yards for a pick-6. It was the second longest interception return for a touchdown in team history and just the second such play to go for

over 100 yards, joining cornerback Aqib Talib's 103-yard return against Dallas in 2017.

LONGEST INT RETURN FOR A TD, TEAM HISTORY

Player	Game	Yards
Aqib Talib	vs. Dal. (9/17/17)	103
Pat Surtain II	vs. L.V. (10/6/24)	100
Chris Harris Jr.	at Bal. (12/16/12)	98
Randy Gradishar	at Cle. (10/5/80)	93

SURTAIN TAKING OUT THE COMPETITION



This season, cornerback Pat Surtain II has matched up with some of the top talent in the NFL, including wide receivers DK Metcalf, George Pickens, Mike Evans, Garrett Wilson, Zay Flowers, Rashad Bateman, DeAndre Hopkins, Drake London, Darnell Mooney, Jerry Jeudy and tight end Brock Bowers. According to NFL *Next Gen Stats*, he allowed a total of 13 receptions for 132 yards in 179 routes ran in those matchups.

SURTAIN II FOLLOWING NOTABLE PLAYERS, 2024 SEASON

Wk.	Player	Team	Routes	Rec.	Yds.
1	DK Metcalf	Sea.	24	3	29
2	George Pickens	Pit.	11	1	16
3	Mike Evans	T.B.	24	1	8
4	Garrett Wilson	NYJ	28	2	22
9	Zay Flowers	Bal.	4	0	0
9	Rashod Bateman	Bal.	9	1	15
10	DeAndre Hopkins	K.C.	18	2	13
11	Drake London	Atl.	13	0	0
11	Darnell Mooney	Atl.	8	0	0
12	Brock Bowers	L.V.	6	1	9
13	Jerry Jeudy	Cle.	34	2	20
TOTALS		--	179	13	132



P2 SAYS NO

Totaling 47 passes defensed since being drafted by Denver with the ninth overall pick of the 2021 NFL Draft, cornerback Pat Surtain II is the first Bronco since at least 1999 to record double-digit PDs in each of his first four seasons. Additionally, Surtain is the second NFL player since 2018 to accomplish the feat.

SEASONS WITH 10+ PDs, FIRST FOUR SEASONS, TEAM HISTORY

Rk.	Player	Years	No.
1.	Pat Surtain II	2021-24	4
2.	Bradley Roby	2014-15	3
3.	Kelly Herndon	2003-04	2
	Chris Harris Jr.	2013-14	2

SEASONS WITH 10+ PDs, NFL CBs, FIRST FOUR SEASONS, SINCE 2018

Player	Years	Team	No.
Pat Surtain II	2021-24	Broncos	4
Denzel Ward	2018-20	Browns	4

SURTAIN TIED FOR MOST INTs AMONG DRAFT CLASS

Cornerback Pat Surtain II has recorded 11 interceptions (199 yds.), including four during the 2024 season. His 11 picks are the most by any player who was selected in the 2021 NFL Draft.

MOST INTERCEPTIONS BY A PLAYER SELECTED IN 2021 NFL DRAFT

Rk.	Player	Team	INTs	Yds.
1.	Pat Surtain II	Denver	11	199
	Paulson Adebbo	New Orleans	10	150
3.	Andre Cisco	Jacksonville	8	158
	Camryn Bynum	Minnesota	8	47
5.	Talanoa Hufanga	San Francisco	7	109

MOSS KEEPING THEM CLOSE



Cornerback Riley Moss has posted an average yards of separation metric of 2.3 yards so far this season. That mark is tied for the second lowest among all NFL cornerbacks with at least 350 coverage snaps, per *NextGen Stats*.

AVG. YARDS OF SEPERATION, NFL CBs, MIN. 350 COV. SNAPS,

PER NEXTGEN STATS

Rk.	Player	Team	Sep.
1.	Riq Woolen	Seattle	1.6
2.	Riley Moss	Denver	2.3
	Jaycee Horn	Carolina	2.3
4.	Six Players	--	2.4

McMILLIAN AN UNDRAFTED GEM

In his first 32 career games, cornerback Ja'Quan McMillian has totaled 128 tackles. That is the second most by a Broncos undrafted defensive back in that span, behind only cornerback Chris Harris Jr. (135).

MOST TACKLES BY A BRONCOS UNDRAFTED DB, FIRST 32 GAMES

Rk.	Player	Seasons	Tackles
1.	Chris Harris Jr.	2011-12	135
2.	Ja'Quan McMillian	2022-24	128
3.	Kelly Herndon	2002-03	88
4.	Duke Ihenacho	2012-13	75
5.	Lenny Walls	2002-03	73

McMILLIAN NOT AFRAID TO MIX IT UP

In just his third season in the NFL, cornerback Ja'Quan McMillian has recorded 128 tackles (95 solo), three sacks (29. yds.), four interceptions (58 yds., 1 TD), 13 passes defensed, three forced fumbles, two fumble recoveries and 10 tackles for loss. His 10 tackles for loss are the third most by a Broncos cornerback in team history, behind only Chris Harris Jr. (23) and Champ Bailey (13).

MOST TFLs BY A CB, TEAM HISTORY

Player	Years	TFLs
Chris Harris Jr.	2011-19	23
Champ Bailey	2004-13	13
Ja'Quan McMillian	2022-24	10
Bradley Roby	2014-18	8
Aqib Talib	2014-17	5

McMILLIAN BREAKS SINGLE-SEASON FRANCHISE

RECORD FOR MOST TFLs IN SINGLE SEASON BY A DB

In Week 13, cornerback Ja'Quan McMillian recorded his first career interception return for a touchdown to help clinch the 41-32 win against the Browns. With that pick, he became just the sixth undrafted player in team history to record a pick-6 and the first since linebacker Todd Davis in 2018.

INTERCEPTION TDs BY AN UNDRAFTED PLAYER, TEAM HISTORY

Rk.	Player	Years	No.
1.	Chris Harris Jr.	2011-19	4
2.	Ja'Quan McMillian	2022-24	1
	Todd Davis	2014-20	1
	Tony Carter	2009; '11-14	1
	Billy Jenkins	2000-01	1
	Cassius Vaughn	2010-11	1

JONES BECOMING A PLAYMAKER

In his first season with the Broncos in 2024, safety Brandon Jones has solidified himself as a playmaker in the secondary, recording three interceptions and 101 tackles (70 solo). He is just 1-of-3 players this season to total at least 100 tackles and three interceptions, joining Nick Cross and Xavier Woods.

PLAYERS WITH 100+ TACKLES, 3 INTS, 2024

Player	Team	Tackles	INTs
Nick Cross	Indianapolis	130	3
Xavier Woods	Carolina	102	3
Brandon Jones	Denver	101	3

JONES AMONG BRONCOS GREATS

Safety Brandon Jones has totaled 101 tackles (70 solo) in his first season in Denver, becoming just the sixth Broncos safety since 1990 to record at least 100 tackles and three interceptions. He is also the first player at his position to do so since Pro Football Hall of Fame Safety Steve Atwater in 1995.

BRONCOS SAFETIES WITH 100+ TACKLES, 3 INTS, SINCE 1990

Player	Season	Tackles	INTs
Brandon Jones	2024	101	3
Steve Atwater	1995	103	3
Tyrone Braxton	1993	111	3
Dennis Smith	1992	120	4
Steve Atwater	1991	150	5
Dennis Smith	1991	110	5



LOCKE CLIMBING THE CHARTS



Now in his fifth season in the NFL, safety P.J. Locke has recorded 129 tackles (85 solo), four sacks (44 yds.), one interception (14 yds.), eight passes defended and four forced fumbles in his career. His four sacks are the 10th most by a Broncos safety in team history.

MOST SACKS, BRONCOS SAFETIES, TEAM HISTORY

Rk.	Player	Years	Sacks
1.	Dennis Smith	1981-94	15
2.	Randy Robbins	1984-91	8
3.	John Lynch	2004-07	7
4.	Eric Brown	1998-2001	5.5
5.	Steve Atwater	1989-98	5
	Brian Dawkins	2009-11	5
	Kenoy Kennedy	2000-04	5
	T.J. Ward	2014-16	5
9.	Justin Simmons	2016-23	4.5
10.	P.J. Locke	2020-24	4


UNDER PRESSURE

In 14 games this season, defensive lineman Zach Allen has totaled 67 quarterback pressures, according to *Pro Football Focus*. That is the sixth most in the entire NFL and is the second most by any interior defensive lineman.

MOST QB PRESSURES BY NFL DL, 2024, PER PRO FOOTBALL FOCUS

Rk.	Player	Team	Pressures
1.	Chris Jones	Kansas City	74
2.	Zach Allen	Denver	67
3.	Osa Odighizuwa	Dallas	55
4.	Jalen Carter	Philadelphia	52
	Cameron Heyward	Pittsburgh	52

ZACH ATTACK



Defensive lineman Zach Allen has appeared in 76 regular-season games (66 starts) since entering the NFL. He has recorded 251 tackles (136 solo), 21.5 sacks (141.0 yds.), one interception (25 yds.), 17 passes defended, one forced fumble and three fumble recoveries in his career.

Among active interior defensive linemen since the start of 2020, Allen is 1-of-7 players to accumulate totals at least 15 sacks and 15 PDs.

ACTIVE DLs W/ AT LEAST 15 SACKS & 15 PDS, SINCE 2020

Rk.	Player	Team	Sacks	Yds.	PDs
1.	Chris Jones	K.C.	47.5	293.5	17
2.	DeForest Buckner	Ind.	39.0	272.0	17
3.	Cameron Heyward	Pit.	34.5	232.5	25
4.	Jeffery Simmons	Ten.	29.5	225.5	23
5.	Zach Allen	Ari. / Den.	21.5	141.0	17
6.	Calais Campbell	Bal./Atl./Mia.	21.5	139.5	15
7.	Christian Wilkins	Mia./L.V.	20.5	151.5	17

CAN'T STOP ZACH

In 14 games played in 2024, defensive lineman Zach Allen has been one of the most disruptive players along the interior defensive line in the NFL. According to *Pro Football Focus*, Allen has earned a 12.1 pass rush win percentage, which is the fifth highest among interior NFL defensive linemen with at least 425 pass rush snaps.



PASS RUSH WIN PERCENTAGE, INTERIOR DEFENSIVE LINEMEN,

MIN. 425 PASS RUSH SNAPS, PER PRO FOOTBALL FOCUS

Rk.	Player	Team	Win %
1.	Chris Jones	Kansas City	18.1
2.	Osa Odighizuwa	Dallas	14.7
3.	Alim McNeill	Detroit	14.5
4.	Jalen Carter	Philadelphia	12.3
5.	Zach Allen	Denver	12.1

ALLEN PUTTING PRESSURE IN THE PASS GAME

So far in 2024, defensive lineman Zach Allen has been one of the best interior defensive linemen at getting to the quarterback and forcing hurried throws. According to *Pro Football Focus*, Allen has hit opposing quarterbacks a total of 26 times, which is the most among all interior defensive linemen.

QUARTERBACK HITS, INTERIOR DEFENSIVE LINEMEN,

PER PRO FOOTBALL FOCUS

Rk.	Player	Team	Hits
1.	Zach Allen	Denver	26
2.	Chris Jones	Kansas City	15
3.	Osa Odighizuwa	Dallas	14
4.	Jihad Ward	Minnesota	13
	Leonard Williams	Seattle	13

FRANKLIN-MYERS UPPING THE PRESSURE



Denver's interior defensive line has been among the league's best in providing pressure on opposing quarterbacks this season. Within that room, defensive end John Franklin-Myers (13.2%) has the highest quarterback pressure percentage and defensive lineman Zach Allen (11.0%) is tied for the seventh-highest mark among interior defensive linemen with at least 415 snaps per *NextGen Stats*.

HIGHEST QB PRESSURE % BY INTERIOR DL, 2024 SEASON,

MIN. 415 DEFENSIVE SNAPS, PER NEXTGEN STATS

Rk.	Player	Team	QBP	QBP%
1.	John Franklin-Myers	Denver	38	13.2
2.	Milton Williams	Philadelphia	33	13.1
3.	DeForest Buckner	Indianapolis	34	13.0
4.	Quinnen Williams	N.Y. Jets	48	12.6
5.	Chris Jones	Kansas City	61	12.0
6.	Maliek Collins	San Francisco	42	11.5
7.	Zach Allen	Denver	54	11.0
	Osa Odighizuwa	Dallas	48	11.0



BRONCOS PUTTING A STOP TO THE RUN

This season, the Broncos defensive line has featured some of the best players at their position at stifling the rushing attack of the opposing team. Per *NextGen Stats*, defensive tackle D.J. Jones has the highest stuff percentage (7.1) among defensive linemen with at least 150 defensive snaps while defensive lineman Zach Allen (6.8) and defensive tackle Malcolm Roach (6.7) rank second and third respectively.

HIGHEST RUN STUFF %, NFL DTs, MIN. 150 DEF. SNAPS,

PER NEXTGEN STATS

Rk.	Player	Team	Stuffs	Stuff%
1.	D.J. Jones	Denver	12	7.1
2.	Zach Allen	Denver	18	6.8
3.	Malcolm Roach	Denver	11	6.7
4.	Jeffery Simmons	Tennessee	19	6.5
5.	Travis Jones	Baltimore	11	6.0
	Grover Stewart	Indianapolis	18	6.0

D.J. KNOCKING IT OUT


In his second season with the Broncos in 2023, defensive tackle D.J. Jones recorded 46 tackles (30 solo), two sacks (23 yds.), three forced fumbles and two fumble recoveries.

His three forced fumbles were the most by a Broncos defensive tackle in a single season since at least 1999. He was also just the fifth Denver defensive lineman to record multiple forced fumbles and fumble recoveries in the same season since at least 1991 and first to do so since defensive end Elvis Dumervil in 2007.

MOST FORCED FUMBLES IN A SEASON BY A BRONCOS DEFENSIVE TACKLE, SINCE 1999

Rk.	Player	Year	FFs
1.	D.J. Jones	2023	3
2.	Trevor Pryce	1999	2
	Trevor Pryce	2000	2
	Keith Traylor	2000	2

COOPER: MOST SACKS OF ANY SEVENTH-ROUND DRAFT PICK SINCE 2019



Outside linebacker Jonathon Cooper, who was selected by the Broncos in the seventh round (239th overall) of the 2021 NFL Draft, has accumulated 21.0 sacks (140.5 yds.) in 62 career games played (46 starts). In the first 15 games of the 2024 season, Cooper has recorded 8.0 sacks (40.0 yds.).

Among players selected in the seventh round of an NFL Draft since 2019, Cooper's 21.0 sacks are the most.

MOST SACKS BY A PLAYER SELECTED IN THE SEVENTH ROUND OF AN NFL DRAFT, SINCE 2019

Rk.	Player	Draft Yr.	Rd. (Pick)	Sacks
1.	Jonathon Cooper	2021	7 (239)	21.0
2.	Kaden Elliss	2019	7 (244)	17.0
3.	Casey Toohill	2020	7 (233)	8.0
4.	James Smith-Williams	2020	7 (229)	8.0
5.	Kamren Curl	2020	7 (216)	6.0

COOPER A SEVENTH-ROUND STEAL



Signed by the Broncos to a four-year extension earlier this season, outside linebacker Jonathon Cooper has accumulated 21.0 sacks (140.5 yds.) since entering the NFL in 2021. His 21.0 career sacks are the fourth most by a player in a Broncos uniform who was selected in the seventh round or later of an NFL Draft.

MOST CAREER SACKS IN BRONCOS UNIFORM, PLAYERS SELECTED

IN THE SEVENTH ROUND OR LATER

Rk.	Player	Yr. Drafted	Rd. (Pick)	Sacks	Yds.
1.	Karl Mecklenburg	1983	12 (310)	79.0	179
2.	Maa Tanuvasa	1993	13 (209)	33.0	195
3.	Shelby Harris	2014	7 (235)	21.5	138.5
4.	Jonathon Cooper	2021	7 (239)	21.0	140.5
5.	Ken Woodard	1982	10 (274)	11.0	N/A


COOP AND THE QB

After tallying his third career multi-sack game against Seattle in Week 1, outside linebacker Jonathon Cooper has now totaled the second-most multi-sack performances by a player selected by the Broncos in the seventh round or later of the NFL Draft. Only Ring of Fame linebacker Karl Mecklenburg (14) has recorded more.

MOST MULTI-SACK GAMES BY A PLAYER DRAFTED IN THE SEVENTH ROUND OR LATER, TEAM HISTORY

Rk.	Player	Year Drafted	Games
1.	Karl Mecklenburg	1983	14
2.	Jonathon Cooper	2021	3
3.	Greg Bracelin	1980	1
	Walt Bowyer	1983	1
	Ken Woodard	1982	1
	Ray Phillips	1986	1
	Monsanto Pope	2002	1

JOINING ELITE COMPANY



Since the start of the 2023 season, outside linebacker Jonathon Cooper has totaled 122 tackles (72 solo) and 16.5 sacks (105.5 yds.) in 32 games played. He is just 1-of-6 players in the NFL to record at least 120 tackles and 16 sacks in that span, joining defensive end Maxx Crosby, defensive end Danielle Hunter, linebacker Harold Landry III, linebacker Andrew Van Ginkel and outside linebacker T.J. Watt

PLAYERS WITH 15+ SACKS, 120+ TACKLES, SINCE 2023

Player	Team	Sacks	Tackles
Andrew Van Ginkel	Minnesota	17.0	138
Harold Landry III	Tennessee	18.5	136
Maxx Crosby	Las Vegas	22.0	135
Danielle Hunter	Houston	28.5	127
T.J. Watt	Pittsburgh	30.5	126
Jonathon Cooper	Denver	16.5	122



QUICK OFF THE JUMP

Outside linebacker Nik Bonitto has proven to be one of the quickest off the snap in the NFL this season. Bonitto has an average get-off of 0.76 seconds this year, which is the fifth quickest among NFL edge players with at least 540 defensive snaps.

QUICKEST GET-OFFS, NFL EDGE PLAYERS, 2024 SEASON,

MIN. 540 DEF. SNAPS, PER NEXTGEN STATS

Rk.	Player	Team	Get-Off (sec.)
1.	Nick Bosa	San Francisco	0.69
2.	Myles Garrett	Cleveland	0.70
3.	Harold Landry III	Tennessee	0.72
4.	Trey Hendrickson	Cincinnati	0.73
5.	Nik Bonitto	Denver	0.76

BONITTO'S HOT STREAK

Outside linebacker Nik Bonitto recorded at least one sack in six straight games from Week 3-8, totaling six sacks (39.0 yds.) in that span. So far this season, that has been the longest sack streak in the NFL and was also tied for the third-longest sack streak in team history, behind only linebacker Simon Fletcher's 10-game streak (1992-93) and eight-game streak (1991).

LONGEST SACK STREAKS BY A BRONCO, TEAM HISTORY

Player	Start	End	Games
Simon Fletcher	vs. NYG (11/15/92)	at K.C. (9/20/93)	10
Simon Fletcher	vs. Pit. (11/3/91)	at S.D. (12/22/91)	8
Nik Bonitto	at T.B. (9/22/24)	vs. Car. (10/27/24)	6
Eight Others Tied	--	--	6

CAN'T STOP NIK



This season, outside linebacker Nik Bonitto has recorded a team-high 11.5 sacks (79.5 yds.) along with 41 tackles (28 solo) and three passes defended. His 11.5 sacks this year are currently tied for the fourth most among all NFL players while his 79.5 yards are tied for seventh most.

MOST SACKS IN NFL, 2024 SEASON

Rk.	Player	Team	Sacks	Sack Yds.
1.	Trey Hendrickson	Cincinnati	13.5	97.5
2.	Myles Garrett	Cleveland	12.0	85.0
	Danielle Hunter	Houston	12.0	93.5
4.	Nik Bonitto	Denver	11.5	79.5
	T.J. Watt	Pittsburgh	11.5	79.5

10'S ON THE SCORECARD

Outside linebacker Nik Bonitto reached the 10 sack mark after forcing a strip sack on Raiders' quarterback Desmond Ridder in Week 12. With that play, Bonitto became the first Bronco since outside linebackers Von Miller and Bradley Chubb in 2018 to record double-digit sacks in a season.

DOUBLE-DIGIT SACK SEASONS BY A BRONCO, SINCE 2015

Player	Year	Sacks	Sack Yds.
Nik Bonitto	2024	11.5	79.5
Bradley Chubb	2018	12.0	83.0
Von Miller	2018	14.5	88.0
Von Miller	2017	10.0	64.5
Von Miller	2016	13.5	65.0
Von Miller	2015	11.0	78.0

NIK-SIX

Outside linebacker Nik Bonitto recovered a fumble by Indianapolis in Week 15 and returned it 50 yards for his second defensive touchdown in as many games. He became just the second player in team history to record a defensive score in back-to-back games—joining Broncos Ring of Fame defensive back Billy Thompson (1973)—and the first linebacker in NFL history to record two 50+ yard touchdowns in consecutive games.

Additionally, he became just the seventh NFL player since 2000—and first since former NFL defensive end J.J. Watt in 2014—to record at least 10 sacks and two defensive touchdowns in a season.


DEF. TOUCHDOWNS IN BACK-TO-BACK GAMES, TEAM HISTORY

Player	Year	Games
Nik Bonitto	2024	2
Billy Thompson	1973	2

PLAYERS WITH 10+ SACKS AND 2+ DEF. TOUCHDOWNS IN A SEASON, NFL HISTORY

Player	Year	Team	Sacks	Def. TDs
Nik Bonitto	2024	Denver	11.5	2
J.J. Watt	2014	Houston	20.5	2
Tamba Hali	2013	Kansas City	11.0	2
Cliff Avril	2011	Detroit	11.0	2
Jason Taylor	2006	Miami	13.5	2
DeMarcus Ware	2006	Dallas	11.5	2
Julius Peppers	2004	Carolina	11.0	2

ELLISS NEAR TOP OF ROOKIE CLASS



In 15 games this season, Broncos rookie outside linebacker Jonah Elliss has recorded 28 tackles (20 solo) and 5.0 sacks (27.5 yds.). Going into Week 17, he has the third-most sacks among all drafted rookies this season.

MOST SACKS, 2024 DRAFTED ROOKIES

Rk.	Player	Team	Rd. (Pick)	Sacks
1.	Braden Fiske	LAR	2 (39)	6.0
2.	Chop Robinson	Mia.	1 (21)	6.0
3.	Jonah Elliss	Den.	3 (76)	5.0
4.	Jared Verse	LAR	1 (19)	4.5
5.	Laiatu Latu	Ind.	1 (15)	4.0

STOPPING ON THE GROUND AND THROUGH THE AIR

Since the start of the 2022 season, inside linebacker Cody Barton has made 349 tackles (196 solo) and five interceptions (134 yds.). He is just 1-of-7 players in the NFL to record at least 325 tackles and intercept five passes in that span.

PLAYERS WITH 325 TACKLES AND 5 INTs, SINCE 2022

Player	Games	Tackles	INTs
Roquan Smith	47	463	5
Fred Warner	49	379	7
Logan Wilson	43	362	5
Robert Spillane	48	359	5
Cody Barton	45	349	5
Germaine Pratt	47	347	5
Kevin Byard III	48	340	6



BRONCOS W/ IMMENSE SUCCESS IN PUNT RETURN GAME



In 2024, Denver has returned 26 punts for 408 yards and posted the league's best punt return average (15.7). The 15.7 yards per punt return is the second highest by a Broncos team in a single season.

HIGHEST PUNT RETURN AVERAGE, 2024

Rk.	Team	Returns	Yds.	Avg.
1.	Denver	26	408	15.7
2.	New England	27	386	14.3
3.	Detroit	34	456	13.4
4.	L.A. Chargers	18	235	13.1
5.	New Orleans	22	271	12.3

HIGHEST PUNT RETURN AVERAGE, SINGLE SEASONS, TEAM HISTORY

Rk.	Season	Returns	Yds.	Avg.
1.	2023	20	326	16.3
2.	2024	26	408	15.7
3.	1982	21	305	14.5
4.	1997	41	544	13.5
5.	1967	26	351	13.5

SPECIAL TEAM SETTING UP GOOD FIELD POSITION



This season, the Broncos special teams has been one of the best units in the NFL in helping set up both sides of the ball in good field position. With the special teams' help, Denver's offense has the best average starting field position (33.2) in the league while the defense has the second-best starting field position (27.5).

BEST OFFENSIVE STARTING FIELD POSITION, 2024

Rk.	Team	Field Pos.
1.	Denver	33.2
2.	Buffalo	33.1
3.	Pittsburgh	32.5
4.	Houston	32.2
5.	Washington	32.1

BEST DEFENSIVE STARTING FIELD POSITION, 2024

Rk.	Team	Field Pos.
1.	New Orleans	26.8
2.	Denver	27.5
3.	Buffalo	28.2
4.	N.Y. Giants	28.2
5.	Houston	28.3

MARVIN MIMS JR.: PRO BOWLER, ALL-PRO & ALL-ROOKIE TEAM SELECTION

Selected by the Broncos in the second round (63rd overall) of the 2023 NFL Draft, wide receiver Marvin Mims Jr. posted impressive numbers as a returner last year. He totaled 19 punt returns for 312 yards (16.4 avg.) and 15 kickoff returns for 397 yards (26.5 avg.) with one touchdown.

Mims' efforts in 2023 earned him Pro Bowl and second-team All-Pro selections. Additionally, he was named to the NFL's all-rookie team.

Mims was the sixth Broncos rookie—and first since RB Phillip Lindsay in 2018—to be named to the Pro Bowl. He was also just the third Bronco to receive a Pro Bowl nod as a return specialist.

BRONCOS ROOKIES NAMED TO THE PRO BOWL

Player	Year
Marvin Mims Jr.	2023
Phillip Lindsay	2018
Von Miller	2011
Jim Fraser	1962*
Donnie Stone	1961*

*AFL All-Star selections

BRONCOS RETURN SPECIALISTS NAMED TO THE PRO BOWL

Player	No.	Years
Rick Upchurch	3	1977-78, '82
Marvin Mims Jr.	1	2023
Glyn Milburn	1	1995

MIMS SHOWING EXPLOSIVENESS ON RETURNS

Since his rookie campaign in 2023, wide receiver Marvin Mims Jr. has been one of the best kick returners in the NFL, averaging 16.0 yards per punt return and 26.9 yards per kickoff return. His 16.0 yards per punt return is the highest in team history among players with at least 10 returns while his 26.9 kickoff return average is tied for the second highest among Broncos with at least 15 returns.



HIGHEST PUNT RETURN AVERAGE, TEAM HISTORY (MIN. 10 RETURNS)

Rk.	Player	Returns	Yds.	Avg.
1.	Marvin Mims Jr.	45	720	16.0
2.	Darrien Gordon	74	922	12.5
3.	Rod Smith	53	647	12.2
4.	Rick Upchurch	248	3,008	12.1
5.	Charley Mitchell	21	251	12.0

HIGHEST KICKOFF RETURN AVERAGE, TEAM HISTORY (MIN. 15 RETURNS)

Rk.	Player	Returns	Yds.	Avg.
1.	Trindon Holliday	39	1,133	29.1
2.	Marvin Mims Jr.	21	564	26.9
	Quan Cosby	17	457	26.9
4.	Goldie Sellers	25	661	26.4
5.	Kevin Kasper	29	765	26.4



LUTZ LIGHTING UP THE SCOREBOARD



Broncos kicker Wil Lutz has appeared in 129 career regular-season games, making 224-of-261 field goals (85.8%) and 353-of-362 extra points (97.5%). For his career, Lutz has totaled 1,025 kicking points which ranks second among kickers since 2016.

MOST KICKING POINTS, REG. SEASON, SINCE 2016

Rk.	Player	FGM	FGA	XPM	XPA	Pts.
1.	Justin Tucker	286	319	376	384	1,234
2.	Wil Lutz	224	261	353	362	1,025
3.	Greg Zuerlein	245	292	275	290	1,010
4.	Chris Boswell	241	275	282	296	1,005
5.	Jason Myers	227	266	315	338	996

THROUGH THE UPRIGHTS

Since entering the NFL in 2016, kicker Wil Lutz has made 224-of-261 field goals (.858), including 59-of-66 (.894) as a Bronco since 2023. Among all kickers, his 224 field goals since 2016 are the sixth most.

MOST FIELD GOALS MADE, SINCE 2016

Rk.	Player	FGM	FGA	Pct.
1.	Justin Tucker	284	317	.896
2.	Greg Zuerlein	245	292	.839
3.	Chris Boswell	240	274	.876
4.	Brandon McManus	228	278	.820
5.	Jason Myers	226	264	.856
6.	Wil Lutz	222	259	.857

LUTZ TURNS SIX INTO SEVEN



For his career, Broncos kicker Wil Lutz has made 353-of-362 extra points (97.5%). Among kickers since 2016, Lutz's 97.5% percent success rate ranks second behind Justin Tucker.

HIGHEST EXTRA POINT PERCENTAGE, SINCE 2016

Rk.	Player	XPM	XPA	Pct.
1.	Justin Tucker	376	384	.979
2.	Wil Lutz	353	362	.975
3.	Brandon McManus	259	267	.970
4.	Tyler Bass	258	267	.966
5.	Jason Sanders	255	264	.966

REACHING 1,000

Connecting on two field goals and five PATs in Week 13 against Cleveland, kicker Wil Lutz reached the 1,000 career point mark in his 127th game. He became the fifth-fastest player in league history to reach that milestone.

FASTEST PLAYERS TO REACH 1,000 POINTS SCORED, NFL HISTORY

Rk.	Player	Games	FGM	FGA	XPM	XPA	Pts.
1.	Justin Tucker	118	250	276	258	259	1,008
2.	Stephen Gostkowski	119	204	239	397	398	1,009
3.	Mason Crosby	124	205	258	390	393	1,005
4.	Mike Vanderjagt	126	219	250	347	349	1,004
5.	Wil Lutz	127	221	258	346	355	1,009

LUTZ REACHES 200 FIELD GOALS MADE

In Week 2 against Pittsburgh, kicker Wil Lutz went 2-of-2 and eclipsed the 200 career field goals made mark in just his 116th game. He tied kickers Dan Bailey and Robbie Gould for the eighth-fastest kicker in NFL history to reach that mark.

FASTEST PLAYERS TO REACH 200 FIELD GOALS MADE

Rk.	Player	GP	FGM	FGA	Pct.
1.	Justin Tucker	95	200	222	90.1
2.	Harrison Butker	109	201	225	89.3
3.	Dustin Hopkins	114	202	238	84.9
4.	Dan Carpenter	115	202	239	84.5
	Chris Boswell	115	200	232	86.2
	Graham Gano	115	200	247	81.0
	Mike Vanderjagt	115	200	230	87.0
8.	Wil Lutz	116	200	234	97.2
	Dan Bailey	116	200	228	87.7
	Robbie Gould	116	200	234	85.5

LUTZ WITH EIGHT SEASONS OF 100+ POINTS

Since making his NFL debut with New Orleans in 2016, kicker Wil Lutz has posted eight seasons in which he has totaled 100 or more kicking points. Among kickers in that span, Lutz's eight such campaigns are the second most in the NFL.

MOST SEASONS WITH 100+ KICKING POINTS, SINCE 2016

Rk.	Player	Team	No.
1.	Justin Tucker	Bal.	9
2.	Wil Lutz	N.O. / Den.	8
3.	Greg Zuerlein	LAR / Dal. / NYJ	7
	Matt Prater	Det. / Ari.	7

DIXON PINNING THEM DEEP

In 64 games with the Broncos in his career, punter Riley Dixon has punted 312 times for 14,401 yards (46.2 avg. / 41.5 net), including 110 punts inside of the 20-yard line and only 20 touchbacks. His 110 punts inside the 20-yard line with the Broncos are the third most by any punter in team history.



MOST PUNTS INSIDE THE 20, TEAM HISTORY

Rk.	Player	Punts	Yds.	Gross	Net	I20	TBs
1.	Tom Rouen	541	28,146	43.9	36.2	182	75
2.	Britton Colquitt	472	21,327	45.2	39.1	149	29
3.	Riley Dixon	312	14,401	46.2	41.5	110	20
4.	Mike Horan	374	15,911	42.5	36.5	107	29
5.	Luke Prestridge	377	15,754	41.8	34.7	80	30