



DENVER BRONCOS WEEKLY RELEASE

3 World Championships • 8 Super Bowls • 10 AFC Title Games • 15 AFC West Titles • 23 Playoff Berths • 30 Winning Seasons

AFC WILD CARD PLAYOFFS



Denver Broncos (10-7) at Buffalo Bills (13-4)

Date: Sunday, Jan. 12, 2025
Time: 1:00 p.m. EST
Stadium: Highmark Stadium
Location: Orchard Park, N.Y.



BROADCAST INFORMATION

TELEVISION



Play-by-Play: Jim Nantz
Analyst: Tony Romo
Analyst: Jay Feely
Sideline: Tracy Wolfson

NATIONAL RADIO



Play-by-Play: John Sadak
Analyst: Derek Rackley
Sideline: Olivia Dekker

LOCAL RADIO



Play-by-Play: Dave Logan
Analyst: Rick Lewis
Sideline: Susie Wargin

2024 DENVER BRONCOS SCHEDULE

PRESEASON (3-0)

Wk. Day	Date	Opponent	Site	Time/Result	TV/Rec.
1 Sun.	Aug. 11	at Indianapolis	Lucas Oil Stadium	W, 34-30	1-0
2 Sun.	Aug. 18	GREEN BAY	Empower Field at Mile High	W, 27-2	2-0
3 Sun.	Aug. 25	ARIZONA	Empower Field at Mile High	W, 38-12	3-0

REGULAR SEASON (10-7)

Wk. Day	Date	Opponent	Site	Time/Result	TV/Rec.
1 Sun.	Sept. 8	at Seattle	Lumen Field	L, 20-26	0-1
2 Sun.	Sept. 15	PITTSBURGH	Empower Field at Mile High	L, 6-13	0-2
3 Sun.	Sept. 22	at Tampa Bay	Raymond James Stadium	W, 26-7	1-2
4 Sun.	Sept. 29	at N.Y. Jets	MetLife Stadium	W, 10-9	2-2
5 Sun.	Oct. 6	LAS VEGAS	Empower Field at Mile High	W, 34-18	3-2
6 Sun.	Oct. 13	L.A. CHARGERS	Empower Field at Mile High	L, 16-23	3-3
7 Thurs.	Oct. 17	at New Orleans	Caesars Superdome	W, 33-10	4-3
8 Sun.	Oct. 27	CAROLINA	Empower Field at Mile High	W, 28-14	5-3
9 Sun.	Nov. 3	at Baltimore	M&T Bank Stadium	L, 10-41	5-4
10 Sun.	Nov. 10	at Kansas City	GEHA Field at Arrowhead Stadium	L, 14-16	5-5
11 Sun.	Nov. 17	ATLANTA	Empower Field at Mile High	W, 38-6	6-5
12 Sun.	Nov. 24	at Las Vegas	Allegiant Stadium	W, 29-19	7-5
13 Mon.	Dec. 2	CLEVELAND	Empower Field at Mile High	W, 41-32	8-5
14		BYE			
15 Sun.	Dec. 15	INDIANAPOLIS	Empower Field at Mile High	W, 31-13	9-5
16 Thur.	Dec. 19	at L.A. Chargers	SoFi Stadium	L, 27-34	9-6
17 Sat.	Dec. 28	at Cincinnati	Paycor Stadium	L, 24-30 (OT)	9-7
18 Sun.	Jan. 5	KANSAS CITY	Empower Field at Mile High	W, 38-0	10-7

POSTSEASON (0-0)

Wk. Day	Date	Opponent	Site	Time/Result	TV/Rec.
WC Sun.	Jan. 12	at Buffalo	Highmark Stadium	1:00 p.m. EST	CBS

MATCHUP PREVIEW

In their first postseason game since 2015, the **Denver Broncos (10-7)** travel to the **Buffalo Bills (13-4)** in an AFC Wild Card matchup on Sunday, January 12 at 1 p.m. EST. The last time the two teams met, Denver pulled off a 24-22 win in Buffalo on a last second field goal in 2023.



This game will mark the second time the two clubs have met in the postseason. In the only previous matchup after the 1991 regular season, Denver fell 10-7 to Buffalo in the AFC Championship.

QUICK HITS

Linebacker **Randy Gradishar** became the fourth defensive player in team history who spent at least four seasons with the team to be enshrined into the Pro Football Hall of Fame in 2024. [See Page 7](#)

Sunday's AFC Wild Card matchup between Denver and Buffalo will mark the Broncos' first postseason action since 2015. [See Page 4](#)

Head Coach **Sean Payton** has the fourth-most postseason wins (9) among all active NFL head coaches. [See Page 10](#)

After recording four passing touchdowns in Week 12, quarterback **Bo Nix** eclipsed quarterback Baker Mayfield for the second-most passing scores (29) by a rookie in NFL history. [See Page 12](#)

Wide receiver **Courtland Sutton** hit the 1,000 receiving yard mark on the season in Week 18. [See Page 16](#)

Denver set a new franchise record in 2024 with 63 sacks on opposing quarterbacks. [See Page 17](#)

Cornerback **Pat Surtain II** was named to his third consecutive Pro Bowl while outside linebacker Nik Bonitto earned his first nod this season. [See Pages 19, 23](#)

Kick returner **Marvin Mims Jr.** became just the second player in franchise history to be named to the Pro Bowl in each of his first two seasons. [See Page 25](#)

Kicker **Wil Lutz** made one field goal in Week 18, tying the franchise record for most field goals made (31) in a season. [See Page 26](#)

BRONCOS PUBLIC RELATIONS STAFF

Patrick Smyth - Chief Communications Officer • Erich Schubert - Vice President of Communications & Content • Megan Boyle - Sr. Manager of Strategic Communications
Tyler Gorse - Sr. Coordinator of Football Communications • Emma Levine - Communications Assistant



DENVER BRONCOS WEEKLY RELEASE

BRONCOS/BILLS TEAM COMPARISON



NFL Top 10
NFL Bottom 10



10-7

13-4

GENERAL

+6 (T-10th)	TURNOVER MARGIN (RK)	+24 (1st)
29:46 (20th)	TIME OF POSSESSION AVG. (RK)	29:51 (19th)

OFFENSE

324.6 (19th)	NET YARDS PER GAME (RK)	359.1 (10th)
5.23 (19th)	YARDS PER PLAY (RK)	5.96 (6th)
25.0 (10th)	POINTS PER GAME (RK)	30.9 (2nd)
112.6 (16th)	NET RUSHING YPG (RK)	131.2 (9th)
212.4 (20th)	NET PASSING YPG (RK)	227.9 (9th)
12 (T-16th)	HAD INTERCEPTED (RK)	6 (T-3rd)
7 (T-7th)	FUMBLES LOST (RK)	2 (1st)
19 (T-11th)	GIVEAWAYS (RK)	8 (1st)
24 (T-3rd)	SACKS ALLOWED (RK)	14 (1st)
39.6% (13th)	THIRD DOWN PCT. (RK)	44.1% (7th)
62.5 % (7th)	RED ZONE PCT. (RK)	71.6% (2nd)

DEFENSE

317.1 (7th)	NET YARDS PER GAME (RK)	341.5 (17th)
4.93 (2nd)	YARDS PER PLAY (RK)	5.52 (21st)
18.3 (2nd)	POINTS PER GAME (RK)	21.6 (7th)
96.4 (3rd)	NET RUSHING YPG (RK)	115.5 (12th)
220.7 (19th)	NET PASSING YPG (RK)	226.1 (24th)
15 (T-8th)	INTERCEPTIONS (RK)	16 (T-5th)
10 (T-7th)	FUMBLE RECOVERIES (RK)	16 (1st)
25 (T-7th)	TAKEAWAYS (RK)	32 (3rd)
63 (1st)	SACKS (RK)	39 (T-18th)
37.3% (11th)	THIRD DOWN PCT. (RK)	43.8% (29th)
46.9% (3rd)	RED ZONE PCT. (RK)	57.4% (16th)

SPECIAL TEAMS

46.7 (19th)	GROSS PUNTING AVG. (RK)	45.9 (25th)
42.2 (10th)	NET PUNTING AVG. (RK)	40.2 (28th)
15.7 (1st)	PUNT RETURN AVG. (RK)	11.6 (8th)
8.7 (10th)	PUNT RETURN AVG. AGAINST (RK)	5.9 (14th)
28.0 (16th)	KICKOFF RETURN AVG. (RK)	25.9 (26th)
27.5 (15th)	KICKOFF RETURN AVG. AGAINST (RK)	30.8 (28th)
91.2% (6th)	FIELD GOAL PCT. (RK)	82.8% (22nd)

PENALTIES

108 (T-13th)	PENALTIES COMMITTED	112 (T-21st)
101 (T-23rd)	OPPONENT PENALTIES COMMITTED	127 (3rd)

BRONCOS/BILLS IND. COMPARISON



PASSING YARDS

Nix 3,775	Allen 3,731
Sutton 30	Trubisky 179
Dixon 3	White 28

RUSHING YARDS

Williams 513	Cook 1,009
McLaughlin 496	Allen 531
Nix 430	Davis 442

RECEIVING YARDS

Sutton 1,081	Shakir 821
Mims Jr. 503	Coleman 556
Vele 475	Kincaid 448

POINTS SCORED

Lutz 139	Bass 131
Sutton 48	Cook 108
Mims Jr. 36	Allen 78

INTERCEPTIONS

Surtain 4	Seven Players 2
Jones 3	Phillips/Lewis 1
Barton/McMillian 2	

SACKS

Bonitto 13.5	Rousseau 8.0
Cooper 10.5	Miller/Epenesa 6.0
Allen 8.5	Oliver 3.0

DEFENSIVE TACKLES

Jones 115	Williams 114
Barton 104	Bernard 104
Moss 86	Hamlin 88

KICKOFF RETURNS (AVG.)

Mims Jr. 7 (27.7)	Codrington 11(27.8)
Smith 6 (28.3)	Davis 7 (21.0)
	Johnson 5 (26.0)

PUNT RETURNS (AVG.)

Mims Jr. 26 (15.7)	Codrington 27 (11.6)
----------------------------	--------------------------------

FIELD GOALS

Lutz 31/34 (91.2)	Bass 24/29(82.8)
-----------------------------	----------------------------

PUNTS (GROSS/NET AVG.)

Dixon 77 (46.7/42.2)	Martin 54 (46.7/40.2)
--------------------------------	---------------------------------

* - Player not currently on active roster



DENVER BRONCOS WEEKLY RELEASE

BRONCOS/BILLS ALL-TIME RESULTS

Series Meetings:	40
Broncos Record:	17-22-1 (Home: 5-8-1 / Away: 12-14-0)
First Game:	Den. 27, at Buf. 21 (9/18/60)
Last Game:	Den. 24, at Buf. 22 (11/13/23)
Current Streak:	Won 1
Longest Den. Win Streak:	5, (9/3/95-9/9/07)
Longest Buf. Win Streak:	9, (10/28/62-11/19/67)
Last Den. Home Win:	at Den. 24, Buf. 17 (12/7/14)
Last Den. Home Loss:	Buf. 48, at Den. 19 (12/19/20)
Last Den. Road Win:	Den. 24, at Buf. 22 (11/13/23)
Last Den. Road Loss:	at Buf. 20, Den. 3 (11/24/19)
Den. Shutouts:	None
Buf. Shutouts:	None
Most Den. Points:	38, 2x, last Buf. 45, at Den. 38 (10/28/62)
Most Buf. Points:	48, Buf. 48, at Den. 19 (12/19/20)
Total Den. Points:	857
Total Buf. Points:	971
Average Den. Points:	21.4
Average Buf. Points:	24.2
Largest Den. Win:	30 (10/21/84): Den. 37, at Buf. 7
Largest Buf. Win:	29 (12/19/20): Buf. 48, at Den. 19
Most Pts., Both Teams:	83 (10/28/62): Buf. 45, at Den. 38
Fewest Pts., Both Teams:	16 (10/25/81): at Buf. 9, Den. 7

BRONCOS/BILLS ALL-TIME RESULTS

Season (Date)	W/L	Result	Site
1960 (9/18)	W	Denver 27, at Buffalo 21	Ware Memorial Stadium
1960 (11/27)	T	at Denver 38, Buffalo 38	Bears Stadium
1961 (9/10)	W	Denver 22, at Buffalo 10	Ware Memorial Stadium
1961 (11/19)	L	Buffalo 23, at Denver 10	Bears Stadium
1962 (9/15)	W	Denver 23, at Buffalo 20	Ware Memorial Stadium
1962 (10/28)	L	Buffalo 45, at Denver 38	Bears Stadium
1963 (11/3)	L	Buffalo 30, at Denver 28	Bears Stadium
1963 (11/9)	L	at Buffalo 27, Denver 17	War Memorial Stadium
1964 (9/20)	L	at Buffalo 30, Denver 13	War Memorial Stadium
1964 (12/13)	L	Buffalo 30, at Denver 19	Bears Stadium
1965 (9/19)	L	Buffalo 30, at Denver 15	Bears Stadium
1965 (10/24)	L	at Buffalo 31, Denver 13	War Memorial Stadium
1966 (12/18)	L	at Buffalo 38, Denver 21	War Memorial Stadium
1967 (10/8)	L	Buffalo 17, at Denver 16	Bears Stadium
1967 (11/19)	W	Denver 21, at Buffalo 20	War Memorial Stadium
1968 (11/24)	W	at Denver 34, Buffalo 32	Bears Stadium
1969 (9/28)	L	at Buffalo 41, Denver 28	War Memorial Stadium
1970 (9/20)	W	Denver 25, at Buffalo 10	War Memorial Stadium
1975 (10/5)	L	at Buffalo 38, Denver 14	Rich Stadium
1977 (9/25)	W	at Denver 26, Buffalo 6	Mile High Stadium
1979 (12/2)	W	Denver 19, at Buffalo 16	Rich Stadium
1981 (10/25)	L	at Buffalo 9, Denver 7	Rich Stadium
1984 (10/21)	W	Denver 37, at Buffalo 7	Rich Stadium
1987 (11/8)	L	Buffalo 21, at Denver 14	Rich Stadium
1989 (9/18)	W	Denver 28, at Buffalo 14	Rich Stadium
1990 (9/30)	L	at Buffalo 29, Denver 28	Rich Stadium
1991 (1/12)	L	at Buffalo 10, Denver 7*	Rich Stadium
1992 (12/12)	L	at Buffalo 27, Denver 17	Rich Stadium
1994 (9/26)	L	at Buffalo 27, Denver 20	Rich Stadium
1995 (9/3)	W	at Denver 22, Buffalo 7	Mile High Stadium
1997 (10/26)	W	Denver 23, at Buffalo 20 (OT)	Rich Stadium

2002 (9/22)	W	at Denver 28, Buffalo 23	INVESCO Field at Mile High
2005 (12/17)	W	Denver 28, at Buffalo 17	Ralph Wilson Stadium
2007 (9/9)	W	Denver 15, at Buffalo 14	Ralph Wilson Stadium
2008 (12/21)	L	Buffalo 30, at Denver 23	INVESCO Field at Mile High
2011 (12/24)	L	at Buffalo 40, Denver 14	Ralph Wilson Stadium
2014 (12/7)	W	at Denver 24, Buffalo 17	S.A.F. at Mile High
2017 (9/24)	L	at Buffalo 26, Denver 16	New Era Field
2019 (11/24)	L	at Buffalo 20, Denver 3	New Era Field
2020 (12/19)	L	Buffalo 48, at Denver 19	Empower Field at Mile High
2023 (11/13)	W	Denver 24, at Buffalo 22	Highmark Stadium

* - AFC Championship Game

BRONCOS/BILLS SERIES POSTSEASON BREAKDOWN

Postseason Meetings:	1
Broncos Record:	0-1-0 (Home: 0-0-0 / Away: 0-1-0)
First Game:	at Buf. 10, Den. 7 (1/12/92)
Last Game:	at Buf. 10, Den. 7 (1/12/92)
Current Streak:	Lost 1

BRONCOS/BILLS ALL-TIME POSTSEASON RESULTS

1991 (1/12)	L	at Buffalo 10, Denver 7*	Rich Stadium
-------------	---	--------------------------	--------------

* - AFC Championship Game

BRONCOS POSTSEASON BREAKDOWN

Playoff Games:	42
Broncos Record:	23-19 (Home: 17-5 / Away: 3-9 / Neutral: 3-5)
First Game:	at Den. 34, Pit. 21 (12/24/77)
Last Game:	Den. 24, Car. 10 (2/7/16)
Current Streak:	Won 3
Longest Den. Win Streak:	7 (12/27/97 - 12/31/00)
Longest Opp. Win Streak:	5 (1/15/77 - 1/4/86)
Last Den. Home Win:	at Den. 20, N.E. 18 (1/24/16)
Last Den. Home Loss:	Ind. 24, at Den. 13 (1/11/15)
Last Den. Road Win:	Den. 24, at Pit. 21 (1/11/98)
Last Den. Road Loss:	at N.E. 45, Den. 10 (1/14/12)
Den. Shutouts:	None
Opp. Shutouts:	None
Most Den. Points:	42, (12/27/97): at Den. 42, Jac. 17
Most Opp. Points:	55, (1/28/90): S.F. 55, Den. 10
Total Den. Points:	906
Total Opp. Points:	1,044
Average Den. Points:	21.6
Average Opp. Points:	24.9
Largest Den. Win:	35, (1/9/99): at Den. 38, Mia. 3
Largest Opp. Win:	45, (1/28/90): S.F. 55, Den. 10
Most Points, Both Teams:	73, (1/9/05): at Ind. 49, Den. 24
Fewest Points, Both Teams:	17, (1/12/92): at Buf. 10, Den. 7

ROUND-BY-ROUND POSTSEASON RECORD

The Broncos own a 23-19 (.548) all-time record in postseason games, including a 3-9 (.250) mark in away playoff contests.

DENVER'S ROUND-BY-ROUND PLAYOFF RECORD

Round	Overall	Home	Away
Wild Card:	2-6 (.250)	2-0 (1.000)	0-6 (.000)
Divisional:	10-6 (.625)	9-4 (.692)	1-2 (.333)
Conf. Champ:	8-2 (.800)	6-1 (.857)	2-1 (.667)
Super Bowl:	3-5 (.375)	N/A	N/A
TOTALS:	23-19 (.513)	17-5 (.750)	3-9 (.250)



DENVER BRONCOS WEEKLY RELEASE

BRONCOS ALL-TIME POSTSEASON RESULTS

Season (Date)	W/L	Result	Site
1977 (12/24)	W	at Den. 34, Pit. 21*	Mile High Stadium
1977 (1/1)	W	at Den. 20, Oak. 17^	Mile High Stadium
1977 (1/15)	L	Dal. 27, Den. 10#	Louisiana Superdome
1978 (12/30)	L	at Pit. 33, Den. 10*	Three Rivers Stadium
1979 (12/23)	L	at Hou. 13, Den. 7%	Astrodome
1983 (12/24)	L	at Sea. 31, Den. 7%	Kingdome
1984 (12/30)	L	Pit. 24, at Den. 17*	Mile High Stadium
1986 (1/4)	W	at Den. 22, N.E. 17*	Mile High Stadium
1986 (1/11)	W	Den. 23, at Cle. 20 (OT)^	Cleveland Stadium
1986 (1/25)	L	NYG 39, Den. 20#	Rose Bowl
1987 (1/10)	W	at Den. 34, Hou. 10*	Mile High Stadium
1987 (1/17)	W	at Den. 38, Cle. 33^	Mile High Stadium
1987 (1/31)	L	Was. 42, Den. 10#	Jack Murphy Stadium
1989 (1/7)	W	at Den. 24, Pit. 23*	Mile High Stadium
1989 (1/14)	W	at Den. 37, Cle. 21^	Mile High Stadium
1989 (1/28)	L	S.F. 55, Den. 10#	Louisiana Superdome
1991 (1/4)	W	at Den. 26, Hou. 24*	Mile High Stadium
1991 (1/12)	L	at Buf. 10, Den. 7^	Rich Stadium
1993 (1/9)	L	at LAR 42, Den. 24%	L.A. Coliseum
1996 (1/4)	L	Jac. 30, at Den. 27*	Mile High Stadium
1997 (12/27)	W	at Den. 42, Jac. 17%	Mile High Stadium
1997 (1/4)	W	Den. 14, at K.C. 10*	Arrowhead Stadium
1997 (1/11)	W	Den. 24, at Pit. 21^	Three Rivers Stadium
1997 (1/25)	W	Den. 31, G.B. 24#	Qualcomm Stadium
1998 (1/9)	W	at Den. 38, Mia. 3*	Mile High Stadium
1998 (1/17)	W	at Den. 23, NYJ 10^	Mile High Stadium
1998 (1/31)	W	Den. 34, Atl. 19#	Pro Player Stadium
2000 (12/31)	L	at Bal. 21, Den. 3%	PSINet Stadium
2003 (1/4)	L	at Ind. 41, Den. 10%	RCA Dome
2004 (1/9)	L	at Ind. 49, Den. 24%	RCA Dome
2005 (1/14)	W	at Den. 27, N.E. 13*	INVESCO Field at Mile High
2005 (1/22)	L	Pit. 34, at Den. 17^	INVESCO Field at Mile High
2011 (1/8)	W	at Den. 29, Pit. 23 (OT)%	S.A.F. at Mile High
2011 (1/14)	L	at N.E. 45, Den. 10*	Gillette Stadium
2012 (1/12)	L	Bal. 38, at Den. 35 (OT)*	S.A.F. at Mile High
2013 (1/12)	W	at Den. 24, S.D. 17*	S.A.F. at Mile High
2013 (1/19)	W	at Den. 26, N.E. 16^	S.A.F. at Mile High
2013 (2/2)	L	Sea. 43, Den. 8#	MetLife Stadium
2014 (1/11)	L	Ind. 24, at Den. 13*	S.A.F. at Mile High
2015 (1/17)	W	at Den. 23, Pit. 16*	S.A.F. at Mile High
2015 (1/24)	W	at Den. 20, N.E. 18^	S.A.F. at Mile High
2015 (2/7)	W	Den. 24, Car. 10#	Levi's Stadium

% - W.C. Playoff; * - Divisional Playoff; ^ - AFC Champ; # - Super Bowl



WHAT TO WATCH FOR VS. BUFFALO

TEAM (23 postseason wins)

* - Needs a win on Sunday to improve their overall record in the playoffs to 24-19, including a 1-1 record against Buffalo.

TEAM (16 divisional round appearances)

* - Needs a win on Sunday to tie Miami for the 10th-most divisional round appearances in NFL history.

HEAD COACH SEAN PAYTON (9 playoff wins)

* - Needs a win on Sunday to become the 19th head coach in NFL history to record double-digit wins in the playoffs.

HEAD COACH SEAN PAYTON (First playoff game as Broncos head coach)

* - Needs a win on Sunday to join Red Miller (1977), John Fox (2011) and Gary Kubiak (2015) as the only Broncos head coaches to win their first postseason game with the team.

QB BO NIX (First playoff game)

* - Needs to start on Sunday to become the second rookie quarterback in team history to start a playoff game (John Elway, 1983).

2024 BRONCOS AWARDS WATCH

Player	Award
OLB Nik Bonitto	Pro Bowl
ILB Cody Barton	AFC Defensive Player of the Week (Wk. 7)
OLB Jonathon Cooper	Darrent Williams Good Guy Award
S P.J. Locke	Ed Block Courage Award
K Wil Lutz	AFC Special Teams Player of the Week (Wk. 3)
QB Bo Nix	AFC Special Teams Player of the Week (Wk. 12)
	Rookie of the Week (Wk. 12)
	AFC Offensive Player of the Week (Wk. 11)
	Rookie of the Week (Wk. 11)
	Rookie of the Week (Wk. 10)
	Rookie of the Month (October)
WR Marvin Mims Jr.	Pro Bowl
	AFC Special Teams Player of the Week (Wk. 15)
CB Pat Surtain II	Pro Bowl
	Demaryius Thomas Team MVP
	AFC Defensive Player of the Month (November)
	AFC Defensive Player of the Week (Wk. 5)

NFL SCHEDULE - WILD CARD PLAYOFFS

Saturday, Jan. 11

L.A. Chargers at Houston 3:30 p.m. (CST)
Pittsburgh at Baltimore 8:00 p.m. (EST)

Sunday, Jan. 12

Denver at Buffalo 1:00 p.m. (EST)
Green Bay at Philadelphia 4:30 p.m. (EST)
Washington at Tampa Bay 8:00 p.m. (EST)

Monday, Jan. 13

Minnesota at L.A. Rams 5:00 p.m. (PST)



DENVER BRONCOS WEEKLY RELEASE

2024 NFL STANDINGS

AFC East

Team	W	L	T	Pct	PF	PA	Home	Road	Div	AFC	NFC
Buf. ^{xz}	13	4	0	.765	525	368	8-0	5-4	5-1	9-3	4-1
Mia.	8	9	0	.471	345	364	5-3	3-6	3-3	6-6	2-3
NYJ	5	12	0	.294	338	404	3-5	2-7	2-4	5-7	0-5
N.E.	4	13	0	.235	289	417	2-6	2-7	2-4	3-9	1-4

AFC North

Team	W	L	T	Pct	PF	PA	Home	Road	Div	AFC	NFC
Bal. ^{xz}	12	5	0	.706	518	361	6-2	6-3	4-2	8-4	4-1
Pit. ^{xy}	10	7	0	.588	380	347	5-3	5-4	3-3	7-5	3-2
Cin.	9	8	0	.529	472	434	3-5	6-3	3-3	6-6	3-2
Cle.	3	14	0	.176	258	435	2-6	1-8	2-4	3-9	0-5

AFC South

Team	W	L	T	Pct	PF	PA	Home	Road	Div	AFC	NFC
Hou. ^{xz}	10	7	0	.588	372	372	5-3	5-4	5-1	8-4	2-3
Ind.	8	9	0	.471	377	427	5-3	3-6	3-3	7-5	1-4
Jac.	4	13	0	.235	320	435	3-5	1-8	3-3	4-8	0-5
Ten.	3	14	0	.176	311	460	1-7	2-7	1-5	3-9	0-5

AFC West

Team	W	L	T	Pct	PF	PA	Home	Road	Div	AFC	NFC
K.C. ^{xz*}	15	2	0	.882	385	326	8-0	7-2	5-1	10-2	5-0
LAC. ^{xy}	11	6	0	.647	402	301	5-3	6-3	4-2	8-4	3-2
Den. ^{xy}	10	7	0	.588	425	311	6-2	4-5	3-3	6-6	4-1
L.V.	4	13	0	.235	309	434	2-6	2-7	0-6	3-9	1-4

NFC East

Team	W	L	T	Pct	PF	PA	Home	Road	Div	NFC	AFC
Phi. ^{xz}	14	3	0	.824	463	303	8-1	6-2	5-1	9-3	5-0
Was. ^{xy}	12	5	0	.706	485	391	7-2	5-3	4-2	9-3	3-2
Dal.	7	10	0	.412	350	468	2-7	5-3	3-3	5-7	2-3
NYG	3	14	0	.176	273	415	1-8	2-6	0-6	1-11	2-3

NFC North

Team	W	L	T	Pct	PF	PA	Home	Road	Div	NFC	AFC
Det. ^{xz*}	15	2	0	.882	564	342	7-2	8-0	6-0	11-1	4-1
Min. ^{xy}	14	3	0	.824	432	332	8-1	6-2	4-2	9-3	5-0
G.B. ^{xy}	11	6	0	.647	460	338	6-3	5-3	1-5	6-6	5-0
Chi.	5	12	0	.294	310	370	4-5	1-7	1-5	3-9	2-3

NFC South

Team	W	L	T	Pct	PF	PA	Home	Road	Div	NFC	AFC
T.B. ^{xz}	10	7	0	.588	502	385	5-4	5-3	4-2	8-4	2-3
Atl.	8	9	0	.471	389	423	4-5	4-4	4-2	7-5	1-4
Car.	5	12	0	.294	341	534	3-6	2-6	2-4	4-8	1-4
N.O.	5	12	0	.294	338	398	3-6	2-6	2-4	4-8	1-4

NFC West

Team	W	L	T	Pct	PF	PA	Home	Road	Div	NFC	AFC
LAR. ^{xz}	10	7	0	.588	367	386	5-4	5-3	4-2	6-6	4-1
Sea.	10	7	0	.588	375	368	3-6	7-1	4-2	6-6	4-1
Ari.	8	9	0	.471	400	379	6-3	2-6	3-3	4-8	4-1
S.F.	6	11	0	.353	389	436	4-5	2-6	1-5	4-8	2-3

Key: x = clinched playoffs; y = clinched wild card; z = clinched division;

* = clinched home field advantage

BRONCOS ALL-TIME YEAR-BY-YEAR RECORDS

YEAR	PRESEASON	REG. SEASON	PLAYOFFS
1960	0-5	4-9-1	0-0
1961	1-4	3-11	0-0
1962	2-2	7-7	0-0
1963	2-3	2-11-1	0-0
1964	2-3	2-11-1	0-0
1965	1-4	4-10	0-0
1966	1-3	4-10	0-0
1967	3-1	3-11	0-0
1968	1-4	5-9	0-0
1969	1-4	5-8-1	0-0
1970	3-2	5-8-1	0-0
1971	1-4	4-9-1	0-0
1972	2-3	5-9	0-0
1973	2-3	7-5-2	0-0
1974	4-2	7-6-1	0-0
1975	3-3	6-8	0-0
1976	5-2	9-5	0-0
1977	5-1	12-2	2-1 (S.B. loss)
1978	2-2	10-6	0-1
1979	3-1	10-6	0-1
1980	2-2	8-8	0-0
1981	2-2	10-6	0-0
1982	4-0	2-7	0-0
1983	3-1	9-7	0-1
1984	3-1	13-3	0-1
1985	2-2	11-5	0-0
1986	2-2	11-5	2-1 (S.B. loss)
1987	3-2	10-4-1	2-1 (S.B. loss)
1988	3-1	8-8	0-0
1989	2-2	11-5	2-1 (S.B. loss)
1990	3-2	5-11	0-0
1991	2-3	12-4	1-1
1992	1-4	8-8	0-0
1993	2-2	9-7	0-1
1994	2-3	7-9	0-0
1995	3-2	8-8	0-0
1996	3-1	13-3	0-1
1997	3-2	12-4	4-0 (S.B. win)
1998	3-1	14-2	3-0 (S.B. win)
1999	3-2	6-10	0-0
2000	4-0	11-5	0-1
2001	3-1	8-8	0-0
2002	3-1	9-7	0-0
2003	3-1	10-6	0-1
2004	2-3	10-6	0-1
2005	4-0	13-3	1-1
2006	3-1	9-7	0-0
2007	2-2	7-9	0-0
2008	2-2	8-8	0-0
2009	1-3	8-8	0-0
2010	1-3	4-12	0-0
2011	2-2	8-8	1-1
2012	2-2	13-3	0-1
2013	2-2	13-3	2-1 (S.B. loss)
2014	3-1	12-4	0-1
2015	3-1	12-4	3-0 (S.B. win)
2016	2-2	9-7	0-0
2017	4-0	5-11	0-0
2018	2-2	6-10	0-0
2019	2-3	7-9	0-0
2020	N/A	5-11	0-0
2021	3-0	7-10	0-0
2022	2-1	5-12	0-0
2023	1-2	7-6	0-0
2024	3-0	10-7	0-0
TOTAL	154-128 (.546)	518-472-10 (.523)	23-19 (.548)



DENVER BRONCOS WEEKLY RELEASE

DECADES OF SUCCESS



In the Broncos' six-plus decades of professional football, the team has built an impressive resume that includes three World Championships, eight Super Bowl appearances, 15 AFC West titles and 518 regular-season wins.

BRONCOS REGULAR-SEASON RECORD BY DECADE, SINCE 1960

Decade	W	L	T	Pct.	Playoff Berths	Win Rk.
1960s	39	97	4	.287	0	22nd
1970s	75	64	5	.539	3	8th
1980s	93	58	1	.615	5	4th
1990s	94	66	0	.588	5	7th
2000s	93	67	0	.581	4	6th
2010s	89	71	0	.556	5	T-8th
2020s	35	49	0	.417	1	T-23rd
TOTALS	518	472	10	.523	23	9th

BRONCOS RANK SECOND IN SUPER BOWL APPEARANCES

Denver's eight Super Bowl appearances are tied for the second most in NFL history.

MOST SUPER BOWL APPEARANCES, NFL HISTORY

Rk.	Team	No.
1.	New England	11
2.	Denver	8
	Dallas	8
	Pittsburgh	8
	San Francisco	8

DENVER BRONCOS SUPER BOWL SEASONS/RESULTS

Season	Coach	Opponent	Result
1977	Red Miller	Dallas	L, 27-10
1986	Dan Reeves	N.Y. Giants	L, 39-20
1987	Dan Reeves	Washington	L, 42-10
1989	Dan Reeves	San Francisco	L, 55-10
1997	Mike Shanahan	Green Bay	W, 31-24
1998	Mike Shanahan	Atlanta	W, 34-19
2013	John Fox	Seattle	L, 43-8
2015	Gary Kubiak	Carolina	W, 24-10

DENVER OWNS SECOND-MOST AFC WEST CROWNS

Denver has won 15 AFC West titles since 1960, which is tied for the second most among division members.

MOST AFC WEST DIVISION TITLES, SINCE 1960

Rk.	Team	No.
1.	Kansas City	17
2.	Denver	15
3.	Oakland / Las Vegas	15
4.	S.D. / L.A. Chargers	15
5.	Seattle	2

HOME SELLOUT STREAK

Denver owns the NFL's home record sellout streak (453 games) for a single city. The streak, which includes 431 regular-season games and 22 playoff contests, began in Week 1 of the 1970 season.

LONGEST CURRENT HOME SELLOUT STREAKS IN A SINGLE CITY (INCLUDES POSTSEASON)

Rk.	Team	Date Started (Opponent)	Streak
1.	Denver	Sept. 27, 1970 (vs. Pittsburgh)	453
2.	Pittsburgh	Sept. 17, 1972 (vs. Oakland)	441
3.	N.Y. Giants	Sept. 15, 1974 (vs. Washington)	407
4.	Green Bay	Oct. 2, 1960 (vs. Detroit)	404

BRONCOS 1-OF-7 TEAMS WITH 300 HOME VICTORIES

The Broncos, who currently have 518 regular-season wins, also own 311 home victories in franchise history. Denver clinched its 300th home win in the 2022 season finale against the L.A. Chargers.

With 311 such victories, the Broncos are currently 1-of-7 teams with 300+ home wins since 1960.

TEAMS WITH 300 OR MORE HOME WINS, SINCE 1960

Rk.	Team	Games	Wins	Losses	Ties	Pct.
1.	Pittsburgh	499	331	163	5	.669
2.	Green Bay	499	327	164	8	.664
3.	Dallas	499	316	179	4	.638
4.	Minnesota	494	314	176	4	.641
5.	Kansas City	499	313	182	4	.632
6.	Denver	501	311	183	7	.629
7.	New England	499	304	189	6	.617

90-WIN DECADES

Since the team's inception in 1960, Denver has totaled three 90+ win decades ('80s, '90s, '00s). The Broncos join the Packers, Steelers and Dolphins as the only teams to accomplish the feat.

MOST DECADES WITH 90+ REGULAR SEASON WINS, SINCE 1960

Rk.	Team	90+ Win Decades	Decades (Win Total)
1.	Green Bay	4	'60s (96), '90s (93), '00s (95), '10s (102)
	Pittsburgh	4	'70s (99), '90s (93), '00s (103), '10s (102)
3.	Denver	3	'80s (93), '90s (94), '00s (93)
	Miami	3	'70s (104), '80s (94), '90s (95)

BRONCOS WITH NINTH-MOST WINS IN NFL SINCE 1960

The Broncos, who played their first regular season game on Friday, Sept. 9, 1960, have accumulated 541 victories (518 reg. + 23 post-season) in franchise history. Denver has produced the ninth-most regular-season wins since 1960 and is currently 1-of-12 NFL franchises in that span to reach the 500-win plateau.

Denver's Week 18 contest against Kansas City marked the 1,000th regular-season game in franchise history. Denver is 1-of-7 clubs that has competed in 1,000 regular-season games since 1960. Of those teams, the Broncos own the third-highest winning percentage (.523).

TOTAL WINS, REGULAR SEASON, SINCE 1960

Rk.	Team	Games	Wins	Losses	Ties	Pct.
1.	Pittsburgh	998	570	417	11	.577
2.	Dallas	998	569	423	6	.574
3.	Green Bay	998	562	421	15	.571
4.	Kansas City	1,000	547	441	12	.553
5.	New England	1,000	545	446	9	.550
6.	Minnesota	986	537	438	11	.551
7.	San Francisco	998	529	458	11	.536
8.	Indianapolis	998	523	468	7	.528
9.	Denver	1,000	518	472	10	.523
10.	Philadelphia	998	511	473	14	.519



WELCOME HOME, RANDY



A key member of the famed 'Orange Crush' defense, linebacker Randy Gradishar became the fourth defensive player in Broncos history who spent at least four seasons with the team to be enshrined into the Pro Football Hall of Fame in Canton, Ohio.

A native of Ohio, Gradishar spent his entire 10-year career (1974-83) with the Broncos after being selected in the first round (14th overall) by the club in the 1974 NFL Draft out of Ohio State. A seven-time Pro Bowl selection and four-time Associated Press All-Pro, Gradishar totaled 2,049 tackles, 19.5 sacks, 20 interceptions (335 yds., 3 TDs) and 13 fumble recoveries (1 TD) in 145 games (134 starts).

Gradishar currently holds the franchise record for most tackles (2,049) in a career and led the team in tackles for a franchise-record nine consecutive seasons (1975-83). The 1978 Associated Press Defensive Player of the Year, Gradishar helped the Broncos to four playoff berths (1977-79, '83), two division titles (1977-78), and one appearance in Super Bowl XII (1977).

BRONCOS IN THE PRO FOOTBALL HALL OF FAME

Name	Pos.	Years w/ Broncos	Enshrined
Willie Brown	DB	1963-66	1984
John Elway	QB	1983-98	2004
Gary Zimmerman	T	1993-97	2008
Floyd Little	RB	1967-75	2010
Shannon Sharpe	TE	1990-99, 2002-03	2011
Terrell Davis	RB	1995-2001	2017
Brian Dawkins	S	2009-11	2018
Champ Bailey	CB	2004-13	2019
Pat Bowlen	Owner	1984-2019	2019
Steve Atwater	S	1989-98	2020
John Lynch	S	2004-07	2021
Peyton Manning	QB	2012-15	2021
DeMarcus Ware	OLB	2014-16	2023
Randy Gradishar	LB	1974-83	2024

AMONG BRONCOS GREATS

Linebacker Randy Gradishar accumulated seven Pro Bowls in his career, which is tied for the fifth most in club annals, behind quarterback John Elway (9), cornerback Champ Bailey (8), outside linebacker Von Miller (8) and safety Steve Atwater (8).

PRO BOWLS BY BRONCOS PLAYERS

Rk	Name	Pro Bowls
1.	John Elway	9
2.	Steve Atwater	8
	Champ Bailey	8
	Von Miller	8
5.	Randy Gradishar	7
	Shannon Sharpe	7

GRADISHAR JOINING THE RANKS

In league history, linebacker Randy Gradishar is 1-of-19 players to have been selected to at least seven Pro Bowls and also been named Defensive Player of the Year by the Associated Press. All 19 of those players are now in the Pro Football Hall of Fame with Gradishar's enshrinement.

DEFENSIVE PLAYER OF THE YEAR & AT LEAST SEVEN PRO BOWLS,

LEAGUE HISTORY

Name	Name
Alan Page	Joe Green
Jack Lambert	Randy Gradishar
Lawrence Taylor	Mike Singletary
Reggie White	Bruce Smith
Cortez Kennedy	Rod Woodson
Deion Sanders	Warren Sapp
Ray Lewis	Michael Strahan
Derrick Brooks	Ed Reed
Brian Urlacher	Charles Woodson
Troy Polamalu	

A 'CRUSHING' DEFENSE

Denver ranked among the league's best defenses with linebacker Randy Gradishar leading the team's "Orange Crush Defense." With Gradishar as a starter (1975-83), Denver ranked second in total touchdowns allowed (260) and fourth in points per game against (17.5).

TOUCHDOWNS ALLOWED, 1975-83

Rk	Team	TDs
1.	Pittsburgh	241
2.	Denver	260
3.	Miami	261
	Tampa Bay	261
5.	Philadelphia	265

POINTS PER GAME ALLOWED, 1975-83

Rk	Team	PPG
1.	Pittsburgh	15.7
2.	Miami	16.5
3.	L.A. Rams	17.2
4.	Denver	17.5
5.	Philadelphia	17.5
6.	Dallas	17.5

MORE BRONCOS IN CANTON

Since 2017, the Broncos have had nine individuals inducted into the Pro Football Hall of Fame, the most among any team in the NFL. Only Dallas (8), Chicago (7) and the New York Jets (6) have sent more than five individuals to Canton in that span.

HALL OF FAMERS, SINCE 2017

Team	No. of Players
1. Denver	9
2. Dallas	8
3. Chicago	7
4. N.Y. Jets	6
5. Five Teams	5



GEORGE PATON IN FOURTH YEAR AS BRONCOS GM



George Paton, who was named general manager of the Broncos on Jan. 13, 2021, is the club's 15th top personnel executive since the franchise's inception in 1960.

<u>EXECUTIVE</u>	<u>TITLE</u>	<u>YEAR(S)</u>
Dean Griffing	General Manager	1960-61
Jack Faulkner	General Manager/Head Coach	1962-64
Fred Gehrke	Director of Player Personnel	1965-66
Lou Saban	General Manager/Head Coach	1967-71
John Ralston	General Manager/Head Coach	1972-76
Fred Gehrke	Vice President—General Manager	1977-80
Grady Alderman	General Manager	1981-82
Hein Poulus	Vice President—General Manager	1983
John Beake	General Manager	1984-98
Neal Dahlen	General Manager	1999-2001
Ted Sundquist	General Manager	2002-07
Jim Goodman	V.P. of Football Ops./Player Personnel	2008
Brian Xanders	General Manager	2009-10
John Elway	Exec. V.P. of Football Ops./GM	2011-20
George Paton	General Manager	2021-pres.

2024 BRONCOS ROOKIE DRAFT CLASS

Denver's fourth draft under General Manager George Paton saw Denver make a total of seven selections, with five of the seven picks being used on offensive players. For the fifth time in team history and the first time since 2016, the Broncos selected a quarterback with their first round selection.

DENVER'S 2024 DRAFT CLASS

<u>Player</u>	<u>Pos.</u>	<u>Rd. (Ovr.)</u>	<u>School</u>
Bo Nix	QB	1 (12)	Oregon
Jonah Elliss	OLB	3 (76)	Utah
Troy Franklin	WR	4 (102)	Oregon
Kris Abrams-Draine	CB	5 (145)	Missouri
Audric Estimate	RB	5 (147)	Notre Dame
Devaughn Vele	WR	7 (235)	Utah
Nick Gargiulo	C	7 (256)	South Carolina

PATON FILLS OUT BRONCOS ROSTER

The Broncos' current 53-man roster features 17 players (32.1%) who were not with the team in 2023.

NEW VETERAN PLAYERS ON DENVER'S 53-MAN ROSTER

<u>Player</u>	<u>Pos.</u>	<u>Exp.</u>	<u>How Acq.</u>	<u>Prev. Team</u>
Cody Barton	ILB	6	UFA (Was.)	Washington
Zach Cunningham	ILB	8	FA	Philadelphia
John Franklin-Myers	DE	7	T (NYJ)	N.Y. Jets
Brandon Jones	S	5	UFA (Mia.)	Miami
Matt Peart	T	5	UFA (NYG)	N.Y. Giants
Malcolm Roach	DT	5	UFA (N.O.)	New Orleans
Zach Wilson	QB	4	T (NYJ)	N.Y. Jets

PATON FILLS OUT BRONCOS ROSTER (CONT.)

ROOKIE PLAYERS ON DENVER'S 53-MAN ROSTER

<u>Player</u>	<u>Pos.</u>	<u>Rd. (Ovr.)</u>	<u>School</u>
Kris Abrams-Draine	CB	5a (145)	Missouri
Levelle Bailey	ILB	CFA	Fresno State
Frank Crum	T	CFA	Wyoming
Jonah Elliss	OLB	3 (76)	Utah
Audric Estimate	RB	5b (147)	Notre Dame
Troy Franklin	WR	4 (102)	Oregon
Bo Nix	QB	1 (12)	Oregon
Dondrea Tillman	OLB	CFA	Indiana (Pa.)
Devaughn Vele	WR	7 (235)	Utah
Blake Watson	RB	CFA	Memphis

SUCCESS IN SCOUTING UNDRAFTED FREE AGENTS

In 20 of the last 21 years, at least one rookie college free agent has made the Broncos' initial 53-man roster out of training camp. This season, there were three such players who made the initial roster: ILB Levelle Bailey, T Frank Crum and RB Blake Watson.

Seven players who were originally signed by Denver as college free agents made the initial 53-man roster for the 2024 season.

CFA'S ON DENVER'S INITIAL 53-MAN ROSTER, 2024 SEASON

<u>Year</u>	<u>Player</u>	<u>College</u>
2023	TE Nate Adkins	South Carolina
2024	ILB Levelle Bailey	Fresno State
2024	T Frank Crum	Wyoming
2023	RB Jaleel McLaughlin	Youngstown State
2022	CB Ja'Quan McMillian	East Carolina
2023	T Alex Palczewski	Illinois
2024	RB Blake Watson	Memphis

BRONCOS MAKING MOVES

Since General Manager George Paton took over in 2021, Denver has made the fifth-most trades made among all NFL clubs. Only Houston (44), Philadelphia (41), the N.Y. Jets (31) and Carolina (30) have made more trades in that span.

Most recently, Denver acquired both quarterback Zach Wilson and defensive lineman John Franklin-Myers from the New York Jets during the week of the 2024 NFL Draft. Currently, three players (defensive end John Franklin-Myers, tight end Adam Trautman and quarterback Zach Wilson) on the Broncos' 53-man roster were acquired via trade.

MOST TRADES MADE BY A CLUB, SINCE 2021

<u>Rk.</u>	<u>Team</u>	<u>Total Trades</u>
1.	Houston	44
2.	Philadelphia	41
3.	Jets	31
4.	Carolina	30
5.	Denver	29

2025 PRO BOWLERS

Three Broncos, all drafted by General Manager George Paton, were selected as starters for the 2025 Pro Bowl Games: outside linebacker Nik Bonitto, cornerback Pat Surtain II and return specialist Marvin Mims Jr.

DENVER'S 2025 PRO BOWL SELECTIONS

<u>Player</u>	<u>Pos.</u>	<u>How Acq.</u>	<u>Pro Bowls</u>
Nik Bonitto	OLB	D2'22	1
Marvin Mims Jr.	WR/RS	D2'23	2
Pat Surtain II	CB	D1'21	3

Eight Broncos were selected as Pro Bowl alternates: guard Quinn Meinerz (1st alternate), tackle Garrett Bolles (3rd alternate), fullback Mike Burton (4th alternate), defensive lineman Zach Allen (4th alternate), quarterback Bo Nix (4th alternate) and safety Brandon Jones (5th alternate).



DENVER BRONCOS WEEKLY RELEASE

SEAN PAYTON LEADS DENVER BRONCOS

IN SECOND SEASON AS HEAD COACH



Sean Payton was named the 20th head coach in franchise history on Feb. 3, 2023. Below is a look at the overall records (regular season and playoffs) for all of Denver's head coaches.

OVERALL RECORDS, BRONCOS ALL-TIME HEAD COACHES

Head Coach	Years	W	L	T	Pct.
Frank Filchock	1960-61	7	20	1	.268
Jack Faulkner	1962-64	9	22	1	.297
Mac Speedie*	1964-66	6	19	1	.250
Ray Malavasi*	1966	4	8	0	.333
Lou Saban	1967-71	20	42	3	.331
Jerry Smith*	1971	2	3	0	.400
John Ralston	1972-76	34	33	3	.507
Red Miller	1977-80	42	25	0	.627
Dan Reeves	1981-92	117	79	1	.596
Wade Phillips	1993-94	16	17	0	.485
Mike Shanahan	1995-2008	146	91	0	.616
Josh McDaniels	2009-10	11	17	0	.393
Eric Studesville*	2010	1	3	0	.250
John Fox	2011-14	49	22	0	.690
Gary Kubiak	2015-16	24	11	0	.686
Vance Joseph	2017-18	11	21	0	.344
Vic Fangio	2019-21	19	30	0	.388
Nathaniel Hackett	2022	4	11	0	.267
Jerry Rosburg*	2022	1	1	0	.500
Sean Payton	2023-24	18	16	0	.529

*Interim Head Coach

BREAKDOWN OF PAYTON'S COACHING RECORD

Category	W	L	T	Pct.
Regular season record as an NFL head coach	170	105	0	.618
Postseason record as an NFL head coach	9	8	0	.529
Overall record as an NFL head coach	179	113	0	.613
Regular season record as an NFL assistant coach	70	73	1	.490
Postseason record as an NFL assistant coach	2	3	0	.400
Overall record as an NFL assistant coach	72	76	1	.487
Overall record as an NFL coach	251	189	1	.570
Regular season record as a collegiate assistant coach	44	53	4	.455
Postseason record as a collegiate assistant coach	0	0	0	—
Overall record as a collegiate assistant coach	44	53	4	.455
Overall record coaching football	295	242	5	.549

PAYTON'S YEAR-BY-YEAR NFL COACHING CAREER

Year	Position	Team	Rec.	Postseason
1997	Quarterbacks	Philadelphia	6-9-1	
1998	Quarterbacks	Philadelphia	3-13	
1999	Quarterbacks	N.Y. Giants	7-9	
2000	Offensive Coordinator	N.Y. Giants	12-4	Playoffs (2-1)
2001	Offensive Coordinator	N.Y. Giants	7-9	
2002	Offensive Coordinator	N.Y. Giants	10-6	Playoffs (0-1)
2003	Asst. Head Coach/QBs	Dallas	10-6	Playoffs (0-1)
2004	Asst. Head Coach/QBs	Dallas	6-10	
2005	Asst. Head Coach/QBs	Dallas	9-7	
2006	Head Coach	New Orleans	10-6	Playoffs (1-1)
2007	Head Coach	New Orleans	7-9	
2008	Head Coach	New Orleans	8-8	
2009	Head Coach	New Orleans	13-3	Playoffs (3-0)
2010	Head Coach	New Orleans	11-5	Playoffs (0-1)
2011	Head Coach	New Orleans	13-3	Playoffs (1-1)
2013	Head Coach	New Orleans	11-5	Playoffs (1-1)
2014	Head Coach	New Orleans	7-9	
2015	Head Coach	New Orleans	7-9	
2016	Head Coach	New Orleans	7-9	
2017	Head Coach	New Orleans	11-5	Playoffs (1-1)
2018	Head Coach	New Orleans	13-3	Playoffs (1-1)
2019	Head Coach	New Orleans	13-3	Playoffs (0-1)
2020	Head Coach	New Orleans	12-4	Playoffs (1-1)
2021	Head Coach	New Orleans	9-8	
2023	Head Coach	Denver	8-9	
2024	Head Coach	Denver	10-7	

TOTALS 240-178-1 (.574) 11-11 (.500)

PAYTON RANKS 17TH ALL-TIME IN WINS

For his career, Head Coach Sean Payton has accumulated 170 regular-season wins, including 10 in 2024. His 170 such victories rank tied for 17th among all head coaches in NFL history.

MOST WINS AMONG HEAD COACHES, REG. SEASON, NFL HISTORY

Rk.	Name	Years	Wins
1.	Don Shula*	1963-95	328
2.	George Halas*	1920-67	318
3.	Bill Belichick	1991-2023	302
4.	Andy Reid	1999-pres.	273
5.	Tom Landry*	1960-88	250
6.	Curly Lambeau*	1921-53	226
7.	Paul Brown*	1946-75	213
8.	Marty Schottenheimer	1984-2006	200
9.	Chuck Noll*	1969-1991	193
10.	Dan Reeves	1981-2003	190
11.	Chuck Knox	1973-94	186
12.	Mike Tomlin	2007-pres.	183
13.	Mike McCarthy	2006-pres.	174
14.	Jeff Fisher	1994-2016	173
15.	Bill Parcells*	1983-2006	172
	John Harbaugh	2008-pres.	172
17.	Sean Payton	2006-pres.	170
	Pete Carroll	1994-2023	170
	Tom Coughlin	1995-2015	170
	Mike Shanahan	1988-2013	170

+ = Inductee into Pro Football Hall of Fame



DENVER BRONCOS WEEKLY RELEASE

PAYTON AMONG BEST ACTIVE HEAD COACHES



Head Coach Sean Payton has tallied 179 wins (reg. + postseason) in his career, which is the fifth-most victories among active head coaches. Additionally, his .613 overall winning percentage as a head coach ranks fourth among active coaches (min. 200 games), trailing only Andy Reid (.650), Mike Tomlin (.619) and John Harbaugh (.617).

CAREER RECORDS, ACTIVE HEAD COACHES

Rk.	Name	Regular Season	Postseason	Total
1.	Andy Reid	273-146-1	26-16	299-161-1
2.	Mike Tomlin	183-107-2	8-10	191-117-2
3.	Mike McCarthy	174-112-2	11-11	185-123-2
4.	John Harbaugh	172-104-0	12-10	184-114-0
5.	Sean Payton	170-105-0	9-8	179-113-0

CHAMPIONSHIP PEDIGREE

Among active NFL head coaches, there are six who have appeared in at least three conference championship games while at the helm of their respective clubs. Broncos Head Coach Sean Payton has advanced to three NFC Championship Games in his career, tying him for fifth among active head coaches.

CONF. CHAMPIONSHIP GAMES, ACTIVE HCs

Rk.	Name	No.
1.	Andy Reid	11
2.	Mike McCarthy	4
	John Harbaugh	4
	Kyle Shanahan	4
5.	Sean Payton	3
	Mike Tomlin	3

PLAYOFF PAYTON

Among active head coaches, Broncos Head Coach Sean Payton owns the fifth-most playoff appearances (10), and the fourth-most playoff wins (9).

MOST PLAYOFF APPEARANCES, ACTIVE HEAD COACHES

Rk.	Name	Playoff Appearances
1.	Andy Reid	20
2.	Mike McCarthy	12
	Mike Tomlin	12
	John Harbaugh	12
5.	Sean Payton	10

MOST PLAYOFF WINS, ACTIVE HEAD COACHES

Rk.	Name	Playoff Wins
1.	Andy Reid	26
2.	John Harbaugh	12
	Mike McCarthy	11
4.	Sean Payton	9
5.	Mike Tomlin	8

Out of the 16 active head coaches with multiple playoff appearances, Broncos Head Coach Sean Payton is 1-of-5 to guide multiple teams to the postseason (Jim Harbaugh, Mike McCarthy, Dan Quinn, Andy Reid).

SEASONS WITH 10 OR MORE WINS

Head Coach Sean Payton, who has served in the role for 16 years, has led teams to 10 or more wins in a single season on 10 occasions, including in Denver in 2024. Among active coaches, Payton's 10 seasons with 10+ wins ranks fifth.

SEASONS WITH 10+ WINS, ACTIVE HEAD COACHES

Rk.	Name	Seasons
1.	Andy Reid	19
2.	Mike McCarthy	11
	Mike Tomlin	11
	John Harbaugh	11
5.	Sean Payton	10

65 GAMES OVER .500

Across 16 seasons as an NFL head coach, Sean Payton has amassed a 170-105 (.618) regular-season record and is currently 65 games over .500 for his career. His 65 games over .500 is fourth among active coaches, trailing only Andy Reid (127), Mike Tomlin (76) and John Harbaugh (68).

GAMES OVER .500, REG. SEASON, ACTIVE HEAD COACHES

Rk.	Name	Record	Gms over .500
1.	Andy Reid	273-146-1	127
2.	Mike Tomlin	183-107-2	76
3.	John Harbaugh	172-104-0	68
4.	Sean Payton	170-105-0	65
5.	Mike McCarthy	174-112-2	62

2024 BRONCOS ASSISTANT COACHING STAFF

(S) - Sideline; (B) - Booth OFFENSE

Joe Lombardi (B) Offensive Coordinator
 Lou Ayeni (S) Running Backs
 Pete Carmichael (S) Senior Offensive Assistant
 Keary Colbert (S) Wide Receivers
 Declan Doyle (S) Tight Ends
 Zack Grossi (B) Passing Game Specialist
 Logan Kilgore (S) Offensive Quality Control
 Austin King (B) Asst. Offensive Line
 John Morton (B) Pass Game Coordinator
 Zach Strief (S) Offensive Line
 Favian Upshaw (B) Offensive Quality Control
 Davis Webb (S) Quarterbacks

DEFENSE

Vance Joseph (S) Defensive Coordinator
 Jamar Cain (S) Defensive Line
 Jim Leonhard (S) Def. Pass Game Coord./Defensive Backs
 Addison Lynch (B) Defensive Quality Control
 Greg Manusky (S) Inside Linebackers
 Isaac Shewmaker (B) Defensive Quality Control
 Joe Vitt (S) Senior Defensive Assistant
 Michael Wilhoite (S) Outside Linebackers

SPECIAL TEAMS

Ben Kotwica (S) Special Teams Coordinator
 Chris Banjo (S) Asst. Special Teams

STRENGTH AND CONDITIONING

Dan Dalrymple (S) Strength and Conditioning
 Korey Jones (S) Assistant Strength and Conditioning
 Shaun Snee (S) Assistant Strength and Conditioning



DENVER BRONCOS WEEKLY RELEASE

OFFENSE FINDING ITS GROOVE



The Broncos have posted 425 offensive points this season and allowed just 311 points on defense, tallying a point differential of +114. That is the seventh-best differential in the NFL and fifth-best mark in the AFC, behind Buffalo (+157) and Baltimore (+157).

HIGHEST POINT DIFFERENTIAL, AFC TEAMS, 2024 SEASON

Rk.	Team	Pts. For	Pts. Against	Diff.
1.	Buffalo	525	368	+157
2.	Baltimore	518	361	+157
3.	Denver	425	311	+114
4.	L.A. Chargers	402	301	+101
5.	Kansas City	385	326	+59

BRONCOS FINDING THEIR RUNNING LEGS

In Week 7 against the Saints, the Broncos rushed 35 times for 225 yards (5.5 avg.) with two touchdowns. That performance is tied for the fifth-most rushing yards by the Broncos in a single game since the 2010 season and most since 2013.

Additionally, the Broncos had four players rush at least four times and average at least 5.0 yards per carry in a single game for the first time in franchise history.

MOST RUSHING YARDS IN A GAME, BY BRONCOS, SINCE 2010

Rk.	Game	Att.	Yds.	Avg.	TDs
1.	at Oak (11/6/11)	39	299	7.7	2
2.	at N.E. (11/24/13)	48	280	5.8	1
3.	vs. N.E. (12/18/11)	31	252	8.1	3
4.	at K.C. (11/13/11)	55	244	4.4	1
5.	at N.O. (10/17/24)	35	225	5.5	2
	vs. N.O. (10/28/12)	41	225	6.4	1

GOOD NEAR THE GOAL

This season, Denver has been one of the best teams on converting when they reach goal-to-go situations, reaching the end zone on 24-of-28 drives. Their 85.7 goal-to-go percentage is the fifth best in the NFL this year, behind only Baltimore (88.6%) among AFC teams.

HIGHEST GOAL TO GO PERC., NFL TEAMS, 2024 SEASON

Rk.	Team	GTG TDs	GTG Drives	GTG %
1.	New Orleans	17	19	.895
2.	Detroit	42	47	.894
3.	Baltimore	31	35	.886
4.	Arizona	25	29	.862
5.	Denver	24	28	.857


BRONCOS OFFENSE COMING ALIVE

Since Week 5, the Broncos have been one of the highest-scoring offenses in the AFC, totaling 363 points in the previous 13 games. That is the fourth most in the conference, behind only Baltimore (412), Buffalo (403) and Cincinnati (370).

MOST POINTS SCORED, AFC TEAMS, SINCE WEEK 5

Rk.	Team	Games	Points	PPG
1.	Baltimore	13	412	31.7
2.	Buffalo	13	403	31.0
3.	Cincinnati	13	370	28.5
4.	Denver	13	363	27.9
5.	L.A. Chargers	13	334	25.7

NIX WINS NFL OFFENSIVE ROOKIE OF THE MONTH FOR OCTOBER



Quarterback Bo Nix was announced as the NFL Offensive Rookie of the Month for October after completing 62-of-123 passes for 870 yards with seven touchdowns and one interception (102.7 rtg.). Nix became just the third Bronco (fourth occurrence) in team history to win NFL Offensive Rookie of the Month and is the first to do so since running back Clinton Portis in 2002.

PLAYERS TO WIN NFL OFFENSIVE ROOKIE OF THE MONTH, TEAM HISTORY

Player	Year	Month	Stats
QB Bo Nix	2024	Oct.	62-123, 870 yds., 7 TDs, 1 INT, 102.7 Rtg.
RB Clinton Portis	2002	Oct.	79 att., 358 yds. 3 TDs / 11 rec., 98 yds., 1 TD
RB Mike Anderson	2000	Dec.	104 att., 516 yds., 8 TDS / 4 rec., 34 yds.
RB Mike Anderson	2000	Sept.	85 att., 403 yds., 3 TDs / 5 rec., 39 yds.

NIX WINS AFC OFFENSIVE PLAYER OF THE WEEK IN WEEK 11

After completing 28-of-33 passes (84.8%) for 307 yards with four touchdowns and no interceptions (145.0 rtg.) against the Atlanta Falcons in Week 11, quarterback Bo Nix was named AFC Offensive Player of the Week. He became the first Broncos signal caller since Trevor Siemian in 2016 and the 10th Broncos rookie in team history to earn that award.

ROOKIES TO WIN AFC PLAYER OF THE WEEK, TEAM HISTORY

Year	Opp. (Wk)	Player	Off./Def./ST
2024	vs. Atl. (Wk 11)	QB Bo Nix	OFF
2023	at Buf. (Wk 10)	WR Marvin Mims Jr.	ST
2021	vs. LAC (Wk 12)	CB Pat Surtain II	DEF
2018	at Cin. (Wk 12)	RB Phillip Lindsay	OFF
2016	at N.O. (Wk 10)	S Justin Simmons	ST
2011	vs. NYJ (Wk 11)	OLB Von Miller	DEF
2004	at Ten. (Wk 16)	LB D.J. Williams	DEF
2000	at N.O. (Wk 14)	RB Mike Anderson	OFF
2000	at Sea. (Wk 13)	RB Mike Anderson	OFF
2000	vs. Oak. (Wk 11)	LB Ian Gold	ST
1999	vs. Sea. (Wk 15)	RB Olandis Gary	OFF

NIX LEADING BRONCOS TO WINS

With quarterback Bo Nix as its starter this season, Denver has accumulated a record of 10-7 (.588). The team's 10 wins are the most by any Broncos team starting a rookie quarterback in franchise history.

MOST WINS, BRONCOS ROOKIE QBs, TEAM HISTORY

Rk.	Player	Year	Wins	Loss	Ties	Win%
1.	Bo Nix	2024	10	7	0	.588
2.	John Elway	1983	4	6	0	.400
	Drew Lock	2019	4	1	0	.800
4.	Jay Cutler	2006	2	3	0	.400
	Craig Penrose	1976	2	0	0	1.000



NIX FIRST BRONCOS ROOKIE TO START WEEK 1 MATCHUP SINCE JOHN ELWAY



Selected by the Broncos in the first round (12th overall) of the 2024 NFL Draft, quarterback Bo Nix was announced as the Broncos starter for their Week 1 matchup at Seattle on Aug. 21 by Head Coach Sean Payton. Nix became just the 11th quarterback

drafted by the Broncos to make a start during his rookie season.

Nix also became just the second Broncos rookie QB in franchise history—and first since Pro Football Hall of Fame QB John Elway in 1983—to start the club's Week 1 matchup.

Nix also became the second rookie quarterback in team history to lead the club to the postseason, joining Elway (1983).

QBs DRAFTED BY BRONCOS TO START AS A ROOKIE

Player	Rd. (Ovr.)	Starting Debut	Result
Mickey Slaughter	7th (N/A)	vs. Bos. (9/29/63)	W, 14-10
Scotty Glacken	7th (N/A)	at Buf. (12/18/66)	L, 38-21
Marlin Briscoe	14th (N/A)	vs. Cin. (10/6/68)	W, 10-7
Craig Penrose	4th (107)	vs. K.C. (12/5/76)	W, 17-16
Gary Kubiak	8th (197)	vs. Sea. (11/20/83)	W, 38-27
Tommy Maddox	1st (25)	at LAA (11/22/92)	L, 24-0
Jay Cutler	1st (11)	vs. Sea. (12/3/06)	L, 23-20
Tim Tebow	1st (25)	at Oak. (12/19/10)	L, 39-23
Paxton Lynch	1st (26)	vs. Atl. (10/9/16)	L, 23-16
Drew Lock	2nd (42)	vs. LAC (12/2/19)	W, 23-20
Bo Nix	1st (12)	at Sea. (9/8/24)	L, 20-26

QUARTERBACKS DRAFTED BY DENVER TO START FOR THE TEAM

Player	Year Drafted	Rd. (Ovr.)	GS w/Denver
Mickey Slaughter	1963	7 (N/A)	19
Scotty Glacken	1966	7 (N/A)	1
Marlin Briscoe	1968	14 (357)	5
Chuck Pastrana	1969	11 (270)	3
John Hufnagel	1973	14 (348)	1
Craig Penrose	1976	4 (107)	4
Mark Herrmann	1981	4 (98)	1
Gary Kubiak	1983	8 (197)	5
Tommy Maddox	1992	1 (25)	4
Brian Griese	1998	3 (91)	51
Jarious Jackson	2000	7 (214)	1
Jay Cutler	2006	1 (11)	37
Tim Tebow	2010	1 (25)	14
Brock Osweiler	2012	2 (57)	7
Trevor Siemian	2015	7 (250)	24
Paxton Lynch	2016	1 (26)	4
Drew Lock	2019	2 (42)	21
Bo Nix	2024	1 (12)	17

AS EFFICIENT AS ALWAYS

Quarterback Bo Nix has recorded seven games this season with at least 200 passing yards, two passing touchdowns and no interceptions. That is the most such games by a rookie in NFL history, surpassing C.J. Stroud (2023) and Justin Herbert (2020).

GAMES WITH 200+ PASS YDS., 2+ PASS TDs, 0 INTs, ROOKIE QBs, NFL HISTORY

Rk.	Player	Season	Games
1.	Bo Nix	2024	7
2.	C.J. Stroud	2023	6
	Justin Herbert	2020	6
4.	Gardner Minshew	2019	5
	Dak Prescott	2016	5

AMONG THE NFL'S BEST SINCE WEEK 5



Since Week 5, quarterback Bo Nix has been one of the best signal callers in the NFL, completing 293-of-429 passes for 3,115 yards with 28 touchdowns and eight interceptions (103.2 rtg.). His 28 passing touchdowns in that span are the fifth most among all NFL signal callers.

Additionally, Nix has been one of the most efficient passers in that span as well, as his 103.2 passer rating is the fourth best in the NFL among quarterbacks with at least 375 attempts. Only Jared Goff (116.7), Joe Burrow (109.2) and Baker Mayfield (106.7) have a better mark.

MOST PASSING TDs, SINCE WEEK 5, NFL QBs

Rk.	Player	Team	Comp.	Att.	Yds.	TDs	INTs	Rtg.
1.	Lamar Jackson	Bal.	244	366	3,314	36	3	124.7
2.	Joe Burrow	Cin.	365	518	3,940	36	8	109.2
3.	Baker Mayfield	T.B.	316	441	3,516	33	14	106.7
4.	Jared Goff	Det.	302	415	3,614	32	8	116.7
5.	Bo Nix	Den	293	429	3,115	28	8	103.2

PASSER RATING SINCE WEEK 5, NFL QBs, MIN. 375 ATT.

Rk.	Player	Team	Comp.	Att.	Yds.	TDs	INTs	Rtg.
1.	Jared Goff	Det.	302	415	3,614	32	8	116.7
2.	Joe Burrow	Cin.	365	518	3,940	36	8	109.2
3.	Baker Mayfield	T.B.	316	441	3,516	33	14	106.7
4.	Bo Nix	Den	293	429	3,115	28	8	103.2
5.	Justin Herbert	LAC	273	413	3,292	18	2	102.9

BO KNOWS TOUCHDOWNS

Quarterback Bo Nix has thrown for 29 touchdown passes this season, which is the second most by a rookie signal caller in league history. Additionally, his 376 completions also rank third in NFL history while his 93.3 passer rating ranks second among rookies with at least 500 pass attempts.

MOST PASSING TDs BY A ROOKIE, NFL HISTORY

Rk.	Player	Season	Comp.	Att.	Yds.	TDs	INTs	RTg.
1.	Justin Herbert	2020	396	595	4,336	31	10	98.3
2.	Bo Nix	2024	376	567	3,775	29	12	93.3
3.	Baker Mayfield	2018	293	463	3,524	27	14	93.4
4.	Peyton Manning	1998	326	575	3,739	26	28	71.2
	Russell Wilson	2012	252	393	3,118	26	10	100.0

NIX'S TRIPLE PLAY

Quarterback Bo Nix has totaled five games this season where he has thrown for at least three passing touchdowns, which is the most games by a rookie since Justin Herbert in 2020 (6 games). Overall, his five games with three passing scores is tied for the second-most games by a rookie in NFL history.

Additionally, Nix's 10 games with multiple passing scores is tied for the most by a rookie in NFL history with Herbert (2020).

MOST GAMES BY A ROOKIE WITH 3+ PASSING TDs, NFL HISTORY

Rk.	Player	Season	Games
1.	Justin Herbert	2020	6
2.	Bo Nix	2024	5
	Butch Songin	1960	5
4.	Five Players Tied	--	4



NIX WITH A ROOKIE YEAR TO REMEMBER



In Week 18, quarterback Bo Nix eclipsed the 3,500 passing yards mark with his 312 yard, four-passing score performance against the Chiefs. He is now just 1-of-5 rookie signal callers in league history to record at least 3,500 passing yards and 25 passing touchdowns, joining Jayden Daniels (2024), Justin Herbert (2020), Baker Mayfield (2018) and Peyton Manning (1998).

ROOKIES WITH 3,500+ PASSING YARDS & 25+ PASSING TDs, LEAGUE HISTORY

Player	Team	Season	YDs.	TDs
Bo Nix	Denver	2024	3,775	29
Jayden Daniels	Washington	2024	3,568	25
Justin Herbert	L.A. Chargers	2020	4,336	31
Baker Mayfield	Cleveland	2018	3,524	27
Peyton Manning	Indianapolis	1998	3,739	26

BO KNOWS THE END ZONE

This season, quarterback Bo Nix has recorded 29 passing touchdowns while throwing only 12 interceptions. His 2.4 touchdown to interception ratio is the third best among rookie quarterbacks with at least 500 passing attempts in league history.

BEST TD/INT RATIO, ROOKIE QBs, MIN. 500 ATT., LEAGUE HISTORY

Rk.	Player	Team	Season	TDs	INTs	Ratio
1.	Caleb Williams	Chicago	2024	20	6	3.3
2.	Justin Herbert	L.A. Chargers	2020	31	10	3.1
3.	Bo Nix	Denver	2024	29	12	2.4
4.	Derek Carr	Oakland	2014	21	12	1.8
5.	Mac Jones	New England	2021	22	13	1.7

HARD TO BRING DOWN BO

Quarterback Bo Nix has proven to be one of the more difficult rookies in league history for opposing players to bring down in the backfield, taking only 24 sacks on 640 total drop backs. His 24 sacks taken are tied for the fewest among rookie signal callers in league history with at least 500 drop backs.

FEWEST SACKS TAKEN, ROOKIE QBs, MIN. 500 DROP BACKS, LEAGUE HISTORY

Rk.	Player	Team	Season	Drpbk	Sacks
1.	Bo Nix	Denver	2024	640	24
2.	Baker Mayfield	Cleveland	2018	502	24
	Derek Carr	Oakland	2014	629	24
	Andy Dalton	Cincinnati	2011	564	24

AIR NIX

Quarterback Bo Nix has been one of the best quarterbacks in the NFL this season throwing down the field, completing 27 passes of at least 20 air yards. That is the fourth-most such completions in the NFL this year, behind only Sam Darnold (34), Geno Smith (29) and Justin Herbert (28).

COMPLETIONS WITH AT LEAST 20+ AIR YARDS, 2024 SEASON

Rk.	Player	Team	Comp.
1.	Sam Darnold	Min.	34
2.	Geno Smith	Sea.	29
3.	Justin Herbert	LAC	28
4.	Bo Nix	Den.	27
5.	Josh Allen	Buf.	26

PUTTING A 'BO' ON IT



In Week 18, quarterback Bo Nix completed 26-of-29 passes (89.7%) for 321 yards with four touchdowns and no interceptions (152.4 rtg.). His 89.7 completion percentage in the game is the highest by a Bronco in a contest in team history, while his 152.4 passer rating was the fourth best by a rookie in a game in NFL history.

Additionally, he completed his first 18 passes in the contest, which was the most by a rookie to start a game in NFL history and tied for the fourth-most by any player to start a game.

HIGHEST COMP. PERCENTAGE, SINGLE GAME, TEAM HISTORY


Player	Game	Comp.	Att.	Comp. %	Yds.	TDs	INTs
B. Nix	vs. K.C. (1/5/25)	26	29	89.7	321	4	0
P. Manning	at Oak. (12/29/13)	25	28	89.3	266	4	0
P. Manning	vs. Oak. (9/23/13)	32	37	86.5	374	3	0
C. Morton	vs. K.C. (12/10/78)	19	22	86.4	283	3	1
B. Nix	vs. Atl. (11/17/24)	28	33	84.8	307	4	0

MOST CONSECUTIVE COMPLETIONS TO START A GAME, NFL HISTORY

Rk.	Player	Game (Date)	Comp.
1.	Philip Rivers	at Ari. (11/25/18)	25
2.	Mark Brunell	at Hou. (9/24/06)	22
3.	Marcus Mariota	at Hou. (11/26/18)	19
4.	Bo Nix	vs. K.C. (1/5/24)	18
	Jared Goff	vs. Sea. (9/30/24)	18
	Ryan Tannehill	vs. Hou. (10/25/15)	18
	Lynn Dickey	at Hou. (9/4/83)	18

NIX LEADING THE WAY

This season, quarterback Bo Nix has completed 376-of-567 passes (66.3%) for 3,775 yards with 29 touchdowns and 12 interceptions (93.3 rtg.). His 376 completions are the most by a Broncos rookie quarterback while his 66.3 completion percentage is the second highest among that group.



Additionally, his 3,775 passing yards and 29 passing touchdowns are also the most by a Broncos first-year player.

MOST PASSING TDs, BRONCOS ROOKIE QBs, TEAM HISTORY

Rk.	Player	Year	Comp.	Att.	Yds.	TDs	INTs	Rtg.
1.	Bo Nix	2024	376	567	3,775	29	12	93.3
2.	Marlin Briscoe	1968	93	224	1,589	14	13	62.9
3.	Mickey Slaughter	1963	112	223	1,689	13	14	68.8
4.	Jay Cutler	2006	81	137	1,001	9	5	88.5

MOST PASSING YARDS, BRONCOS ROOKIE QBs, TEAM HISTORY

Rk.	Player	Year	Comp.	Att.	Yds.	TDs	INTs	Rtg.
1.	Bo Nix	2024	376	567	3,775	29	12	93.3
2.	Mickey Slaughter	1963	112	223	1,689	13	14	68.8
3.	John Elway	1983	123	259	1,663	7	14	54.9
4.	Marlin Briscoe	1968	93	224	1,589	14	13	62.9
5.	Drew Lock	2019	100	156	1,020	7	3	89.7



NIX WITH A NOSE FOR THE END ZONE

With his rushing touchdown in Week 8 against Carolina, quarterback Bo Nix surpassed quarterback Marlin Briscoe for the second-most rushing scores by a Broncos rookie signal caller (4). Only quarterback Tim Tebow (6) recorded more in his first season in the NFL with Denver.

Additionally, his 430 yards rushing are the most by a Broncos rookie quarterback in team history, behind only quarterback Marlin Briscoe (308) in 1968.

MOST RUSHING TDs, BRONCOS ROOKIE QBs, TEAM HISTORY

Rk.	Player	Year	Att.	Yds.	Avg.	TDs
1.	Tim Tebow	2010	43	227	5.3	6
2.	Bo Nix	2024	92	430	4.7	4
3.	Marlin Briscoe	1968	41	308	7.5	3

MOST RUSHING YARDS, BRONCOS ROOKIE QBs, TEAM HISTORY

Rk.	Player	Year	Att.	Yds.	Avg.	TDs
1.	Bo Nix	2024	92	430	4.7	4
2.	Marlin Briscoe	1968	41	308	7.5	3
3.	Tim Tebow	2010	43	227	5.3	6
4.	John Elway	1983	28	146	5.2	1
5.	Mickey Slaughter	1963	29	127	4.4	1

WILLIAMS AMONG BEST BRONCOS RBs IN FIRST 54 GAMES



Broncos running back Javonte Williams has started 29-of-54 games played, posting 606 rushes for 2,394 yards (4.0 avg.) with 11 touchdowns. Among Broncos running backs in their first 54 career games with the team, Williams' 2,394 rushing yards are the 10th most in franchise history.

MOST RUSHING YARDS, FIRST 54 CAREER GAMES, BRONCOS RBs

Rk.	Player	Year	Att.	Yards	Avg.	TDs
1.	Terrell Davis	1995-98	1,173	5,624	4.8	50
2.	Clinton Portis	2002-03	563	3,099	5.5	29
3.	Knowshon Moreno	2009-13	754	3,030	4.0	24
4.	Otis Armstrong	1973-77	670	2,996	4.5	18
5.	Sammy Winder	1982-86	785	2,945	3.8	16
6.	Mike Anderson	2000-03	605	2,749	4.5	23
7.	C.J. Anderson	2013-17	607	2,696	4.4	19
8.	Tatum Bell	2004-08	525	2,591	4.9	15
9.	Phillip Lindsay	2018-20	534	2,550	4.8	17
10.	Javonte Williams	2021-24	606	2,394	4.0	11

A DUAL THREAT FROM THE BACKFIELD

Denver Broncos running back Javonte Williams has tallied 158 receptions for 966 yards (6.1 avg.) with five touchdowns in his first 54 career games. Among Broncos ball carriers in that span, Williams' 158 receptions ranks first.

MOST RECEPTIONS, BRONCOS RBs, FIRST 54 CAREER GAMES

Rk.	Player	Years	Rec.	Yds.	Avg.	TDs
1.	Javonte Williams	2021-24	158	966	6.1	5
2.	Terrell Davis	1995-98	139	1,084	7.8	4
3.	Knowshon Moreno	2009-13	134	1,189	8.9	7
4.	Dave Preston	1978-81	130	1,052	8.9	2
5.	Gerald Willhite	1982-86	124	1,181	9.5	4

WILLIAMS PRODUCING BIG RUSHING AND

RECEIVING GAMES

Against Las Vegas in Week 5, running back Javonte Williams totaled 61 rushing yards on 13 carries (4.7 avg.) and 50 receiving yards on five catches (10.0). It was his third career game with at least 50 rushing and 50 receiving yards, which is the sixth most in team history among all running backs.



MOST GAMES WITH 50+ REC. YARDS AND 50+ RUSH YARDS,

ALL RBs, TEAM HISTORY

Rk.	Player	Years	Games
1.	Floyd Little	1968-75	8
2.	Otis Armstrong	1974-76	6
3.	Terrell Davis	1995-98	5
	Knowshon Moreno	2010-13	5
5.	Clinton Portis	2022-03	4
6.	Javonte Williams	2021-24	3

McLAUGHLIN TURNING HEADS TO START CAREER



In his first two professional seasons, Broncos running back Jaleel McLaughlin has appeared in 33 games (8 starts) and totaled 189 carries for 906 rushing yards (4.8 avg.) with two touchdowns. Among undrafted Broncos rookies in their first two seasons, McLaughlin's 906 yards on the ground ranks third.

Additionally, his 1,142 scrimmage yards are the fourth most by a Broncos undrafted rookie running back in his first two years in team annals.

MOST RUSHING YARDS, BRONCOS UNDRAFTED RBs,

FIRST TWO SEASONS

Rk.	Player	Years	Att.	Yds.	Avg.	TDs
1.	Phillip Lindsay	2018-19	416	2,048	4.9	16
2.	Selvin Young	2007-08	201	1,032	5.1	2
3.	Jaleel McLaughlin	2023-24	189	906	4.8	2
4.	C.J. Anderson	2013-14	186	887	4.8	8
5.	Mike Bell	2006-07	163	680	4.2	8

MOST SCRIMMAGE YARDS, BRONCOS UNDRAFTED RBs,

FIRST TWO SEASONS

Rk.	Player	Years	Touches	Yds.
1.	Phillip Lindsay	2018-19	486	2,485
2.	Selvin Young	2007-08	239	1,279
3.	C.J. Anderson	2013-14	220	1,211
4.	Jaleel McLaughlin	2023-24	244	1,142
5.	Mike Bell	2006-07	184	845



SUTTON AMONG BRONCOS BEST WRs IN FIRST 98 GAMES



Broncos wide receiver Courtland Sutton's career numbers rank near the top of all Broncos wide receivers in their first 98 career games. For his career, Sutton has totaled 379 receptions for 5,340 yards (14.1 avg.) with 32 touchdowns. His 5,340 receiving yards and 379

receptions rank third among all Broncos wideouts in that span while his 32 touchdowns are fourth best.

RECEIVING YARDS, BRONCOS WRs, FIRST 98 CAREER GAMES

Rk.	Player	Rec.	Yds.	Avg.	TDs
1.	Demaryius Thomas	532	7,546	14.2	52
2.	Rod Smith	429	6,336	14.8	41
3.	Courtland Sutton	379	5,340	14.1	32
4.	Steve Watson	268	4,821	18.0	28
5.	Vance Johnson	344	4,726	13.7	31

SUTTON AMONG BEST BRONCOS TO CATCH THE DEEP BALL

Since 2018, wide receiver Courtland Sutton has made 60 "big plays receiving" (receptions of 25+ yards), which is the fourth most in team history. It is also the most since wide receiver Demaryius Thomas recorded 80 during his time in Denver from 2010-18.

Additionally, Sutton's 60 "big plays receiving" also rank second among active AFC players since he entered the NFL in 2018. Only Tyreek Hill (93) has recorded more such receptions in that span.

BIG PLAYS RECEIVING (25+ YARDS), TEAM HISTORY, SINCE 1994

Rk.	Player	Years	Rec.	Yds.	Avg.	TDs	25+
1.	Rod Smith	1995-2006	849	11,389	13.4	68	86
2.	Demaryius Thomas	2010-18	665	9,055	13.6	60	80
3.	Shannon Sharpe	1990-2003	675	8,439	12.5	55	61
4.	Courtland Sutton	2018-24	379	5,340	14.1	32	60
	Ed McCaffrey	1995-2003	462	6,200	13.4	46	53

BIG PLAYS RECEIVING (25+ YARDS), AFC, SINCE 2018

Rk.	Player	Team	Rec.	Yds.	Avg.	TDs	25+
1.	Tyreek Hill	K.C. / Mia.	662	9,322	14.1	69	94
2.	Courtland Sutton	Den.	379	5,340	14.1	32	60
3.	Travis Kelce	K.C.	697	8,251	11.8	55	59
4.	Mike Williams	LAC/NYJ/Pit.	319	5,009	15.7	32	51
5.	Ja'Marr Chase	Cin.	395	5,425	13.7	46	48

THIRD AND SUTTON

Wide receiver Courtland Sutton has been one of the best in the NFL on third down, totaling 30 receptions for 452 yards (15.1 avg.) with three touchdowns. On third down, he ranks first in the NFL in receiving yards, receiving first downs (27) and receptions of 20+ yards (8).

MOST RECEIVING YARDS ON THIRD DOWN, 2024

Rk.	Player	Team	Rec.	Yds.	Avg.	TDs
1.	Courtland Sutton	Denver	30	452	15.1	3
2.	Amon-Ra St. Brown	Detroit	31	412	13.3	5
3.	Justin Jefferson	Minnesota	21	357	17.0	5
4.	Terry McLaurin	Washington	21	353	16.8	5
5.	Khalil Shakir	Buffalo	22	348	15.8	2

MOST FIRST DOWN RECEPTIONS ON THIRD DOWN, 2024

Rk.	Player	Team	Rec.	Yds.	Avg. Rec	1D
1.	Courtland Sutton	Denver	30	452	15.1	27
2.	Amon-Ra St. Brown	Detroit	31	412	13.3	25
3.	Travis Kelce	Kansas City	25	254	10.2	22
4.	Garrett Wilson	N.Y. Jets	26	300	11.5	21
5.	Jackson Smith-Njigba	Seattle	24	285	11.9	20
	Brock Bowers	Las Vegas	25	302	12.1	20

SUTTON FINDING DIFFERENT WAYS TO THE END ZONE

In the Broncos' Week 9 matchup against Baltimore, wide receiver Courtland Sutton recorded his first career passing touchdown after finding quarterback Bo Nix for a two-yard score. With that pass, he became just the third wide receiver in team history to record a passing touchdown, joining wide receivers Emmanuel Sanders and Arthur Marshall.



WIDE RECEIVERS TO PASS FOR AT LEAST ONE TOUCHDOWN, TEAM HISTORY

Player	Game	TD Pass Yds.
Courtland Sutton	at Bal. (11/3/24)	2
Emmanuel Sanders	at Ari. (10/18/18)	28
Arthur Marshall	2x, last: vs. Ind. (10/3/93)	30


SUTTON REACHES TOP-10 STATUS

Since being drafted by the Broncos in the second round (40th overall) of the 2018 NFL Draft, wide receiver Courtland Sutton has caught 379 passes. That is the ninth most in team history and is the most since wide receiver Emmanuel Sanders caught 404 passes from 2014-19.

MOST RECEPTIONS, TEAM HISTORY

Rk.	Player	Rec.	Yds.	Avg.	TDs
1.	Rod Smith	849	11,389	13.4	68
2.	Shannon Sharpe	675	8,439	12.5	55
3.	Demaryius Thomas	665	9,055	13.6	60
4.	Lionel Taylor	543	6,872	12.7	44
5.	Ed McCaffrey	462	6,200	13.4	46
6.	Vance Johnson	415	5,695	13.7	37
7.	Emmanuel Sanders	404	5,361	13.3	28
8.	Riley Odoms	396	5,755	14.5	41
9.	Courtland Sutton	379	5,340	14.1	32
10.	Steve Watson	353	6,112	17.3	36

SUTTON FIFTH-FATEST BRONCO TO 300 RECEPTIONS



In the 2024 season opener, wide receiver Courtland Sutton recorded four receptions for 38 yards (9.5 avg.) to help him eclipse the 300 career reception mark. Through 82 career games, Sutton produced 302 catches for 4,297 yards (14.2 avg.) with 24 scores.

He became just the fifth Bronco—and first since former Broncos wide receiver Demaryius Thomas in 2014—to reach 300 receptions in 82 games or less. Only Brandon Marshall (59 games), Thomas (62), Vance Johnson (79) and Rod Smith (80) reached that milestone faster.

FASTEST TO 300 CAREER RECEPTIONS, TEAM HISTORY

Rk.	Player	Games	Rec.	Yds.	Avg.	TDs
1.	Brandon Marshall	59	312	3,907	12.5	24
2.	Demaryius Thomas	62	305	4,700	15.4	36
3.	Vance Johnson	79	300	4,240	14.1	25
4.	Rod Smith	80	303	4,536	15.0	31
5.	Courtland Sutton	82	302	4,297	14.2	24



MR. 5,000

Wide receiver Courtland Sutton posted 355 receptions for 5,003 yards (14.1 avg.) with 29 touchdowns through the first 93 games of his career. After recording 97 receiving yards in Week 12 versus Las Vegas in 2024, Sutton surpassed 5,000 yards for his career.

Sutton became the 11th Broncos wideout—and the first since Demaryius Thomas in 2018—to accomplish the feat. Only Thomas (67) and Rod Smith (84) hit the 5,000-yard plateau in fewer games.

FASTEST PLAYERS TO 5,000 CAREER REC. YARDS, TEAM HISTORY

Rk.	Player	Games	Rec.	Yds.	Avg.	TDs
1.	Demaryius Thomas	67	336	5,087	15.1	41
2.	Rod Smith	84	332	5,043	15.2	33
3.	Courtland Sutton	93	355	5,003	14.1	29
4.	Steve Watson	102	284	5,012	17.6	31
5.	Vance Johnson	107	367	5,008	13.6	32

SUTTON KEEPS ADDING TOUCHDOWNS



In 2023, wide receiver Courtland Sutton became the first Bronco since 2015 to record double-digit touchdown catches in a season after totaling 10 catches in the end zone. In his career, Sutton has totaled 32 touchdown catches in 98 games as a Bronco, which is tied for the 11th most in team history.

Additionally, he is just 1-of-5 in the NFL players to record at least eight touchdown catches in each of the last two seasons.

WR COURTLAND SUTTON'S YEAR-BY-YEAR TOUCHDOWN TOTALS

Year	Games	TDs
2018	16	4
2019	16	6
2020	1	0
2021	17	2
2022	15	2
2023	16	10
2024	17	8
TOTAL	98	32

1K COURT

Wide receiver Courtland Sutton recorded 98 yards on five receptions (19.6 avg.) with one touchdown in Week 18 against the Chiefs to eclipse the 1,000 receiving yard mark for the season time in his career. He is 1-of-24 players this season to reach the 1,000 yard mark in 2024 and is 1-of-11 players in team history to hit that milestone multiple times.

COURTLAND SUTTON YEAR-BY-YEAR STATS

Season	Rec.	Yds.	Avg.	TDs
2018	42	704	16.8	4
2019	72	1,112	15.4	6
2020	3	66	22.0	0
2021	58	776	13.4	2
2022	64	829	13.0	2
2023	59	772	13.1	10
2024	81	1,081	13.3	8
TOTALS	379	5,340	14.1	32

MIMS A THREAT DEEP



Wide receiver Marvin Mims Jr. has totaled 39 receptions for 503 yards (12.9 avg.) with six touchdowns this season, including two scores of over 50 yards. With those touchdowns, he became the first Bronco since wide receiver Emmanuel Sanders in 2015 to record multiple receiving scores of at least 50 yards in a season.

BRONCOS WITH MULTIPLE 50+ YARD TOUCHDOWN RECEPTIONS IN A SEASON, SINCE 2000

Player	Season	Rec. TDs
Emmanuel Sanders	2015	3
Marvin Mims Jr.	2024	2
Demaryius Thomas	2013	2
Eric Decker	2011	2
Brandon Marshall	2009	2
Eddie Royal	2008	2
Javon Walker	2006	2
Rod Smith	2004	2

VELE MAKES BIG INITIAL IMPRESSION



In his first 13 career games, wide receiver Devaughn Vele has caught 41 passes for 475 yards (11.6 avg.) with three touchdowns. His 41 receptions are the third most by a Bronco in his first 13 career contests, behind only Eddie Royal (75) and Terrell Davis (49).

MOST RECEPTIONS BY A BRONCO IN FIRST 13 GAMES,

TEAM HISTORY

Rk.	Player	Rec.	Yds.	Avg.	TDs
1.	Eddie Royal	75	847	11.3	5
2.	Terrell Davis	49	367	7.5	1
3.	Devaughn Vele	41	475	11.6	3
4.	Jerry Jeudy	40	636	15.9	2
5.	Greg Dulcich	38	448	11.8	2
	Vance Johnson	38	515	13.6	2

BRONCOS O-LINE CREATING A 'CONTINENTAL DIVIDE'

Denver's offensive line has been one of the best in the NFL so far this season according to Pro Football Focus. Among all NFL teams this year, the Broncos line ranks first in pass block efficiency (91.4) while also leading the league in pressures allowed (98) and quarterback hurries allowed (69).

HIGHEST PASS BLOCKING EFFICIENCY, 2024 SEASON,

PER PRO FOOTBALL FOCUS

Rk.	Team	Eff.
1.	Denver	91.4
2.	Tampa Bay	90.3
3.	Jacksonville	88.4
4.	Buffalo	88.1
5.	Miami	87.9
	Arizona	87.9



BOLLES PASSES THE CENTURY MARK



After his start at left tackle in Seattle in Week 1, tackle Garett Bolles became just the sixth Bronco all-time to reach 100 career starts at offensive tackle and the first player in team annals to reach 100 starts at left tackle. Currently, he has recorded the fifth-most starts (116) among any tackle in team history.

MOST CAREER STARTS AT TACKLE, TEAM HISTORY

Rk.	Player	Years	Starts
1.	Ken Lanier	1981-94	165
2.	Matt Lepsis	1998-2007	133
3.	Dave Studdard	1979-88	124
4.	Claudie Minor	1974-82	123
5.	Garett Bolles	2017-24	116

EDGES ON LOCKDOWN

Tackles Garett Bolles and Mike McGlinchey have been two of the best at their position this season in pass protection, allowing pressures on just 4.5 and 5.7 percent of pass blocking snaps respectively. According to *NextGen Stats*, Bolles' 4.5 quarterback pressure percentage is the lowest allowed among NFL tackles this year with at least 325 pass blocking snaps while McGlinchey's 5.7 ranks fourth.

LOWEST QB PRESSURE % ALLOWED BY NFL TACKLES, 2024 SEASON,

MIN. 325 PASS BLOCK SNAPS, PER NEXTGEN STATS

Rk.	Player	Team	QBP	QBP%
1.	Garett Bolles	Denver	28	4.5
2.	Tristan Wirfs	Tampa Bay	28	4.7
3.	Spencer Brown	Buffalo	24	4.8
4.	Mike McGlinchey	Denver	29	5.7
5.	Terron Armstead	Miami	27	5.8

BRONCOS INTERIOR LINE AMONG THE BEST



Denver's two guards, Ben Powers and Quinn Meinerz, have been among the league's best this season in limiting pressures allowed on the quarterback. Meinerz has the lowest pressure percentage (3.6) among NFL guards with at least 325 pass blocking snaps while Powers has the fourth-lowest pressure percentage

allowed (4.2) among that group.

LOWEST QB PRESSURE % ALLOWED BY NFL GUARDS, 2024 SEASON,

MIN. 325 PASS BLOCK SNAPS, PER NEXTGEN STATS

Rk.	Player	Team	QBP	QBP%
1.	Quinn Meinerz	Denver	23	3.6
2.	Tyler Smith	Dallas	22	4.0
3.	Brandon Scherff	Jacksonville	24	4.1
4.	Ben Powers	Denver	27	4.2
5.	Alijah Vera-Tucker	N.Y. Jets	25	4.3

DENVER WITH SECOND MULTI-SAFETY GAME

For just the second time in team history, the Broncos recorded multiple safeties in the same game after recording a pair in the second quarter in their Week 1 matchup against Seattle. It is just the third time in NFL history that a team recorded multiple safeties in a season opening game.



Additionally, it is just the seventh time since 2000—and first since 2017—that a team recorded at least two safeties in the same game.

MULTIPLE SAFETY GAMES IN WEEK 1, NFL HISTORY

Team	Game	Safeties
Denver	at Sea. (9/8/24)	2
New Orleans	vs. Cle. (9/13/87)	2
N.Y. Giants	at Pit. (9/17/50)	2

MUTIPLE SAFETY GAMES, SINCE 2000

Team	Game	Safeties
Denver	at Sea. (9/8/24)	2
Miami	vs. Den. (12/3/17)	2
St. Louis	at Ari. (11/6/11)	2
Minnesota	vs. G.B. (11/9/08)	2
Buffalo	vs. Hou. (11/16/03)	2
Minnesota	at Atl. (10/5/03)	2
Dallas	vs. Ari. (10/5/03)	2

BRONCOS 'D' SETTING NEW FRANCHISE MARKS



During the regular season, the Broncos totaled 63 sacks, including five in their Week 18 matchup against the Chiefs. That is the most quarterback takedowns in the NFL this season.

In addition to that, Denver's 63 sacks this season set a new franchise record, which was previous set in 1984 (57).

MOST SACKS, 2024 SEASON

Rk.	Team	Sacks
1.	Denver	63
2.	Baltimore	54
3.	Dallas	52
4.	Minnesota	49
	Houston	49

MOST SACKS, TEAM HISTORY

Rk.	Year	Sacks
1.	2024	63
2.	1984	57
3.	2015	52
	2012	52
	1991	52



GETTING SACKS ACROSS THE BOARD

The Broncos have six players on their roster with at least five sacks this season, which is the most players on any team this year to hit the five-sack mark. It is also tied for the second-most players on any team in NFL history to reach five sacks in a season, behind only the 1986 Chicago Bears (7 players).

MOST PLAYERS WITH 5+ SACKS ON A TEAM, 2024 SEASON

Rk.	Team	Players w/ 5+ Sacks
1.	Denver	6
2.	L.A. Chargers	5
3.	Six Teams Tied	4

FEWER THAN 20



The Broncos have allowed less than 20 points in seven games this season, including holding the Kansas City Chiefs to no points in Week 16. Over the last five NFL seasons (2020-24), Denver has held opponents to 19 points or fewer 42 times, which is the third most in the league in that span.

Additionally, Denver's shutout of Kansas City in Week 18 marked the club's first shutout of a division opponent since 1995 (vs. Oak., 10/16).

SINGLE GAMES SURRENDERING FEWER THAN 20 POINTS,

NFL, SINCE 2020

Rk.	Team	# of Games	W-L
1.	Pittsburgh	43	37-5-1
	Baltimore	43	35-7
3.	Denver	42	27-15
4.	San Francisco	39	34-5
5.	Kansas City	38	38-0

BRONCOS FORCING HARD-FOUGHT YARDS

Denver's defense allowed an average of 4.93 yards per play during the regular season, which was the second-lowest mark among all NFL teams. The Broncos most recently averaged under five yards allowed per play during the 2017 season (4.9 ypp).

YARDS PER PLAY ALLOWED, NFL TEAMS, 2024 SEASON

Rk.	Team	YPP
1.	Philadelphia	4.74
2.	Denver	4.93
3.	N.Y. Jets	4.99
4.	Houston	5.10
5.	Green Bay	5.16

RED ZONE DOMINANCE

The Denver defense allowed 23 touchdowns this season on 49 red zone trips by their opponents. Their 46.9 percent mark in the red zone is the third best in the NFL while their 23 scores allowed from inside the 20-yard line are the second fewest in the league.

RED ZONE DEFENSE, NFL TEAMS, 2024 SEASON

Rk.	Team	RZ TDs	RZ Drives	RZ %
1.	L.A. Chargers	18	40	45.0
2.	Chicago	29	63	46.0
3.	Denver	23	49	46.9
4.	Miami	27	55	49.1
5.	L.A. Rams	28	56	50.0
	Philadelphia	24	48	50.0

STOPPING THE RUN...



In 2024, the Broncos defense averaged 3.87 rushing yards per play against them in the regular season, which was the second lowest among all NFL teams. Only Baltimore (3.55) allowed fewer rushing yards per play within the league.

RUSHING YARDS ALLOWED PER PLAY, NFL TEAMS, 2024 SEASON

Rk.	Team	Rush YPP
1.	Baltimore	3.55
2.	Denver	3.87
3.	Green Bay	3.96
4.	Minnesota	4.05
5.	Pittsburgh	4.07

...AND GROUNDING THE PASS

In 2024, the Broncos allowed just 6.19 passing yards per play, which was the third-best mark in the NFL and second-best in the AFC. Only Houston (6.17) had a better mark within the conference.

PASSING YARDS ALLOWED PER PLAY, NFL TEAMS, 2024 SEASON

Rk.	Team	Pass YPP
1.	Philadelphia	5.46
2.	Houston	6.17
3.	Denver	6.19
4.	L.A. Chargers	6.22
5.	Miami	6.26

REINING IN OPPOSING OFFENSES

This season, the Broncos allowed 311 points in 17 games, averaging 18.3 points allowed per game. That is the second-best mark in the conference and third-best mark in the NFL, behind the L.A. Chargers (17.6) and Philadelphia (17.8).

POINTS ALLOWED PER GAME, NFL TEAMS, 2024 SEASON

Rk.	Team	Games	Points	PPG
1.	L.A. Chargers	17	301	17.7
2.	Philadelphia	17	303	17.8
3.	Denver	17	311	18.3
4.	Kansas City	17	326	19.2
5.	Minnesota	17	332	19.5

BRONCOS DEFENSE'S HOT START

Through the first eight games of the season, the Broncos did not allow any opponent to gain more than 350 total yards of offense in any game. It was tied for the fifth-longest streak to start a season in team history and the longest since the 2003 season.

LONGEST STREAKS HOLDING OPPONENTS TO 350 TOTAL YARDS OR LESS TO START A SEASON, TEAM HISTORY

Season	Start	End	Games
1977	vs. Stl. (9/18/77)	at Dal. (12/18/77)	14
1972	vs. Hou. (9/17/72)	vs. N.E. (12/17/72)	14
1981	vs. Oak. (9/6/81)	vs. Min. (11/2/81)	9
1978	vs. Oak. (9/3/78)	at Sea. (10/29/78)	9
2024	at Sea. (9/8/24)	vs. Car. (10/27/24)	8
2003	at Cin. (9/7/03)	at Bal. (10/26/03)	8
2002	vs. Stl. (9/8/02)	at N.E. (10/27/02)	8



PRO BOWL PAT

In his fourth professional season, Broncos cornerback Pat Surtain II earned his third Pro Bowl nod. He totaled 45 tackles (34 solo), four interceptions (132 yds., 1 TD), 11 passes defended, one forced fumble and one fumble recovery.



With the selection, Surtain is just the second Broncos cornerback to earn multiple Pro Bowl nods in his first four seasons. He's also the fifth corner in franchise history to be named a Pro Bowler in three consecutive seasons.

BRONCOS CORNERBACKS WITH MULTIPLE PRO BOWL

SELECTIONS IN FIRST FOUR SEASONS

Player	No.	Years
Pat Surtain II	3	2022-24
Willie Brown [^]	2*	1964-65

[^]Pro Football Hall of Famer; *AFL All-Star selections

BRONCOS CBs NAMED TO PRO BOWL IN CONSECUTIVE YEARS

Player	Years
Louis Wright	1977-79
Champ Bailey [^]	2004-07, '09-12
Chris Harris Jr.	2014-16
Aqib Talib	2014-17
Pat Surtain II	2022-24

[^]Pro Football Hall of Famer; *AFL All-Star selections

STANDING 'PAT'

On Dec. 5, the NFL announced that cornerback Pat Surtain II was named AFC Defensive Player of the Month for November, becoming just the third cornerback in team history to win that award. He joined Pro Football Hall of Fame cornerback Champ Bailey and former Broncos cornerback Deltha O'Neal as the only Broncos at that position to win that award.

In the month of November, Surtain played in 140 coverage snaps and allowed just 55 yards on nine receptions on 17 targets.

BRONCOS CORNERBACKS TO WIN AFC DPOW

Player	Year	Month	Stats
Pat Surtain II	2024	November	140 cov. snaps, 17 tar., 9 rec., 55 yds.
Champ Bailey	2006	October	3 INTs, 21 tackles, 9 PBUs
Champ Bailey	2005	November	3 INTs (1 TD), 20 tackles, 5 PBUs
Deltha O'Neal	2001	October	6 INTs, 17 tackles

PS2 IS IN THE GAME

In Week 5, cornerback Pat Surtain II was named AFC Defensive Player of the Week after totaling three tackles (2 solo) and two interceptions (100 yds.), including a 100-yard 'pick-6'. Surtain became just the fifth Bronco in team history—and first since defensive end Dre'Mont Jones—to be named AFC Defensive Player of the Week multiple times.

MULTIPLE AFC DPOW HONOREES, TEAM HISTORY

Player	Pos.	Num. of Honors
Von Miller	OLB	4
Karl Mecklenburg	LB	3
Pat Surtain II	CB	2
Dre'Mont Jones	DE	2
Aqib Talib	CB	2

SURTAIN LOCKING UP OPPONENTS

According to *NextGen Stats*, cornerback Pat Surtain II has been one of the best in coverage in the NFL this season. Among those at his position, he has surrendered the fewest receiving yards (306) (min. 375 coverage snaps) while also allowing the second-lowest passer rating when targeted (59.1) among cornerbacks (min. 375 coverage snaps).

FEWEST REC. YDS. ALLOWED BY A CB (MIN. 375 COVERAGE SNAPS),

2024 SEASON, PER NEXTGEN STATS

Rk.	Player	Team	Rec.	Yds.
1.	Pat Surtain II	Denver	35	306
2.	Christian Benford	Buffalo	36	320
3.	D.J. Reed	N.Y. Jets	33	369
4.	Tariq Woolen	Seattle	32	381
5.	Nate Wiggins	Baltimore	32	387

LOWEST PASSER RATING ALLOWED BY A CB (MIN. 375 COV. SNAPS),

2024 SEASON, PER NEXTGEN STATS

Rk.	Player	Team	Yds.	Rtg.
1.	Derek Stingley Jr.	Houston	444	56.9
2.	Pat Surtain II	Denver	306	59.1
3.	Nate Wiggins	Baltimore	387	59.7
4.	Kamari Lassiter	Houston	423	67.2
5.	Christian Gonzalez	New England	507	69.3

STANDING 'PAT' AGAINST RECEIVERS



According to *NextGen Stats*, cornerback Pat Surtain II's season has been one of the best for a coverage corner since the system first started to track yards allowed. Surtain's 306 yards allowed when targeted this season are the second-fewest any cornerback with at least 500 coverage snaps has given up since the stat was first recorded by the site in 2016.

FEWEST REC. YARDS ALLOWED IN A SEASON, NFL CBs, SINCE 2016, MIN. 500 COV. SNAPS, PER NEXTGEN STATS

Rk.	Player	Season	Team	Games	Yds.
1.	A.J. Terrell	2021	Atlanta	17	297
2.	Pat Surtain II	2024	Denver	17	306
3.	Patrick Peterson	2018	Arizona	16	313
4.	Chris Harris	2016	Denver	16	336
5.	Jalen Ramsey	2020	L.A. Rams	16	350

NO 'SURTAIN' THING ABOUT IT

This season, cornerback Pat Surtain II has been targeted 56 times over 516 coverage snaps and allowed just 306 yards on 35 receptions, per *NextGen Stats*. Among all cornerbacks with at least 375 coverage snaps this year, Surtain has averaged the lowest average EPA when targeted, recording a -0.43 mark.

LOWEST EPA/TARGET, NFL CBs, MIN. 375 COV. SNAPS, PER NEXTGEN STATS

Rk.	Player	Team	EPA/Target
1.	Pat Surtain II	Denver	-0.43
2.	Nate Wiggins	Baltimore	-0.42
3.	Tarheeb Still	L.A. Chargers	-0.24
4.	Derek Stingley Jr.	Houston	-0.22
5.	Byron Murphy	Minnesota	-0.19



SURTAIN TAKING OUT THE COMPETITION



This season, cornerback Pat Surtain II has matched up with some of the top talent in the NFL, including wide receivers DK Metcalf, George Pickens, Mike Evans, Garrett Wilson, Zay Flowers, Rashad Bateman, DeAndre Hopkins, Drake London, Darnell Mooney, Jerry Jeudy, Michael Pittman, Ja'Marr Chase, Tee Higgins and tight end Brock Bowers. According to *Next Gen Stats*, he has allowed a total of 17 receptions for 166 yards in 243 routes ran in those matchups.

SURTAIN II FOLLOWING NOTABLE PLAYERS, 2024 SEASON

Wk.	Player	Team	Routes	Rec.	Yds.
1	DK Metcalf	Sea.	24	3	29
2	George Pickens	Pit.	11	1	16
3	Mike Evans	T.B.	24	1	8
4	Garrett Wilson	NYJ	28	2	22
9	Zay Flowers	Bal.	4	0	0
9	Rashod Bateman	Bal.	9	1	15
10	DeAndre Hopkins	K.C.	18	2	13
11	Drake London	Atl.	13	0	0
11	Darnell Mooney	Atl.	8	0	0
12	Brock Bowers	L.V.	6	1	9
13	Jerry Jeudy	Cle.	34	2	20
15	Michael Pittman	Ind.	16	0	0
17	Ja'Marr Chase	Cin.	43	3	27
17	Tee Higgins	Cin.	5	1	7
TOTALS	--	--	243	17	166

CAN'T GET PAST PAT

While being one of the best defensive backs in coverage, cornerback Pat Surtain II has also shown his tackling ability, limiting opposing receivers to just 66 yards after the catch this year. That is the second-fewest yards after catch allowed by all NFL cornerbacks with at least 375 coverage snaps, per *NextGen Stats*.

FEWEST YARDS AFTER CATCH ALLOWED, NFL CBs, MIN. 375 COV. SNAPS, PER NEXTGEN STATS

Rk.	Player	Team	YAC
1.	Quinyon Mitchell	Philadelphia	64
2.	Pat Surtain II	Denver	66
3.	D.J. Reed	N.Y. Jets	72
4.	Kristian Fulton	L.A. Chargers	74
5.	Jaycee Horn	Carolina	76

SURTAIN KNOCKING IT OUT OF THE AIR

Cornerback Pat Surtain II, who totaled 36 passes defended in his first three NFL seasons, has tallied 11 passes defended this season. In his first 66 career games (65 starts), Surtain totaled 47 PDs, which is tied for second most amongst all Broncos in that span.

MOST PASSES DEFENSED, FIRST 66 CAREER GAMES, TEAM HISTORY

Rk.	Player	Years	PDs
1.	Bradley Roby	2014-17	48
2.	Pat Surtain II	2021-24	47
	Chris Harris Jr.	2011-14	47
4.	Kelly Herndon	2002-04	41
5.	Deltha O'Neal	2000-03	39

TAKING IT THE DISTANCE

In Week 5 against Las Vegas, cornerback Pat Surtain II intercepted Raiders quarterback Gardner Minshew and returned it 100 yards for a pick-6. It was the second longest interception return for a touchdown in team history and just the second such play to go for over 100 yards, joining cornerback Aqib Talib's 103-yard return against Dallas in 2017.

LONGEST INT RETURN FOR A TD, TEAM HISTORY

Player	Game	Yards
Aqib Talib	vs. Dal. (9/17/17)	103
Pat Surtain II	vs. L.V. (10/6/24)	100
Chris Harris Jr.	at Bal. (12/16/12)	98
Randy Gradishar	at Cle. (10/5/80)	93

P2 SAYS NO

Totaling 47 passes defended since being drafted by Denver with the ninth overall pick of the 2021 NFL Draft, cornerback Pat Surtain II is the first Bronco since at least 1999 to record double-digit PDs in each of his first four seasons. Additionally, Surtain is the second NFL player since 2018 to accomplish the feat.

SEASONS WITH 10+ PDs, FIRST FOUR SEASONS, TEAM HISTORY

Rk.	Player	Years	No.
1.	Pat Surtain II	2021-24	4
2.	Bradley Roby	2014-15	3
3.	Kelly Herndon	2003-04	2
	Chris Harris Jr.	2013-14	2

SEASONS WITH 10+ PDs, NFL CBs, FIRST FOUR SEASONS, SINCE 2018

Player	Years	Team	No.
Pat Surtain II	2021-24	Broncos	4
Denzel Ward	2018-20	Browns	4

SURTAIN WITH MOST INTs AMONG DRAFT CLASS

Cornerback Pat Surtain II has recorded 11 interceptions (199 yds.), including four during the 2024 season. His 11 picks are the most by any player who was selected in the 2021 NFL Draft.



MOST INTERCEPTIONS BY A PLAYER SELECTED IN 2021 NFL DRAFT

Rk.	Player	Team	INTs	Yds.
1.	Pat Surtain II	Denver	11	199
2.	Paulson Adebayo	New Orleans	10	150
3.	Andre Cisco	Jacksonville	8	158
	Camryn Bynum	Minnesota	8	47
5.	Talanoa Hufanga	San Francisco	7	109

MOSS KEEPING THEM CLOSE

Cornerback Riley Moss has posted an average yards of separation metric of 2.2 yards so far this season. That mark is tied for the third lowest among all NFL cornerbacks with at least 375 coverage snaps, per *NextGen Stats*.

AVG. YARDS OF SEPERATION, NFL CBs, MIN. 375 COV. SNAPS, PER NEXTGEN STATS

Rk.	Player	Team	Sep.
1.	Riq Woolen	Seattle	1.6
2.	D.J. Reed	N.Y. Jets	2.1
3.	Riley Moss	Denver	2.2
	Nate Wiggins	Baltimore	2.2
5.	Jaycee Horn	Carolina	2.3
	A.J. Terrell	Atlanta	2.3



McMILLIAN AN UNDRAFTED GEM

In his first 34 career games, cornerback Ja'Quan McMillian has totaled 138 tackles. That is the second most by a Broncos undrafted defensive back in that span, behind only cornerback Chris Harris Jr. (146).

MOST TACKLES BY A BRONCOS UNDRAFTED DB, FIRST 34 GAMES

Rk.	Player	Seasons	Tackles
1.	Chris Harris Jr.	2011-12	146
2.	Ja'Quan McMillian	2022-24	138
3.	Kelly Herndon	2002-03	94
4.	Lenny Walls	2002-03	80
5.	Duke Ihenacho	2012-13	75

McMILLIAN NOT AFRAID TO MIX IT UP

In just his third season in the NFL, cornerback Ja'Quan McMillian has recorded 138 tackles (104 solo), three sacks (29 yds.), four interceptions (58 yds., 1 TD), 14 passes defended, three forced fumbles, two fumble recoveries and 11 tackles for loss. His 11 tackles for loss are the third most by a Broncos cornerback in team history, behind only Chris Harris Jr. (23) and Champ Bailey (13).

MOST TFLs BY A CB, TEAM HISTORY

Player	Years	TFLs
Chris Harris Jr.	2011-19	23
Champ Bailey	2004-13	13
Ja'Quan McMillian	2022-24	11
Bradley Roby	2014-18	8
Aqib Talib	2014-17	5

McMILLIAN RETURNS IT TO THE HOUSE

In Week 13, cornerback Ja'Quan McMillian recorded his first career interception return for a touchdown to help clinch the 41-32 win against the Browns. With that pick, he became just the sixth undrafted player in team history to record a pick-6 and the first since linebacker Todd Davis in 2018.

INTERCEPTION TDs BY AN UNDRAFTED PLAYER, TEAM HISTORY

Rk.	Player	Years	No.
1.	Chris Harris Jr.	2011-19	4
2.	Ja'Quan McMillian	2022-24	1
	Todd Davis	2014-20	1
	Tony Carter	2009; '11-14	1
	Billy Jenkins	2000-01	1
	Cassius Vaughn	2010-11	1

JONES BECOMING A PLAYMAKER



In his first season with the Broncos in 2024, safety Brandon Jones has solidified himself as a playmaker in the secondary, recording three interceptions and 115 tackles (79 solo). He is just 1-of-3 players this season to total at least 115 tackles and three interceptions.

PLAYERS WITH 115+ TACKLES, 3 INTS, 2024

Player	Team	Tackles	INTs
Nick Cross	Indianapolis	145	3
Brandon Jones	Denver	115	3
Xavier Woods	Carolina	119	3

JONES AMONG BRONCOS GREATS



Safety Brandon Jones has totaled 115 tackles (79 solo) in his first season in Denver, becoming just the sixth Broncos safety since 1990 to record at least 100 tackles and three interceptions. He is also the first player at his position to do so since Pro Football Hall of Fame Safety Steve Atwater in 1995.

BRONCOS SAFETIES WITH 100+ TACKLES, 3 INTS, SINCE 1990

Player	Season	Tackles	INTs
Brandon Jones	2024	115	3
Steve Atwater	1995	103	3
Tyrone Braxton	1993	111	3
Dennis Smith	1992	120	4
Steve Atwater	1991	150	5
Dennis Smith	1991	110	5

LOCKE CLIMBING THE CHARTS

Now in his fifth season in the NFL, safety P.J. Locke has recorded 138 tackles (91 solo), four sacks (44 yds.), one interception (14 yds.), eight passes defended and four forced fumbles in his career. His four sacks are the 10th most by a Broncos safety in team history.

MOST SACKS, BRONCOS SAFETIES, TEAM HISTORY

Rk.	Player	Years	Sacks
1.	Dennis Smith	1981-94	15
2.	Randy Robbins	1984-91	8
3.	John Lynch	2004-07	7
4.	Eric Brown	1998-2001	5.5
5.	Steve Atwater	1989-98	5
	Brian Dawkins	2009-11	5
	Kenoy Kennedy	2000-04	5
	T.J. Ward	2014-16	5
9.	Justin Simmons	2016-23	4.5
10.	P.J. Locke	2020-24	4

UNDER PRESSURE



In 16 games this season, defensive lineman Zach Allen has totaled 67 quarterback pressures, according to *NextGen Stats*. That is the 10th most in the entire NFL and is the most by any interior defensive lineman.

MOST QB PRESSURES BY NFL DL, 2024, PER NEXTGEN STATS

Rk.	Player	Team	Pressures
1.	Zach Allen	Denver	67
2.	Chris Jones	Kansas City	61
3.	Osa Odighizuwa	Dallas	54
4.	Leonard Williams	Seattle	50
5.	Quinnen Williams	N.Y. Jets	49



ZACH ATTACK

Defensive lineman Zach Allen has appeared in 78 regular-season games (68 starts) since entering the NFL. He has recorded 259 tackles (138 solo), 25.0 sacks (154.5 yds.), one interception (25 yds.), 17 passes defensed, one forced fumble and three fumble recoveries in his career.

Among active interior defensive linemen since the start of 2020, Allen is 1-of-6 players to accumulate totals at least 25 sacks and 15 PDs.

ACTIVE DLs W/ AT LEAST 25 SACKS & 15 PDS, SINCE 2020

Rk.	Player	Team	Sacks	Yds.	PDs
1.	Chris Jones	K.C.	47.5	293.5	17
2.	DeForest Buckner	Ind.	39.0	272.0	17
3.	Cameron Heyward	Pit.	34.5	232.5	28
4.	Jeffery Simmons	Ten.	29.5	225.5	23
5.	Zach Allen	Ari. / Den.	25.0	154.5	17
6.	Daron Payne	Was.	27	181.5	15

'ALLEN' A DAYS WORK

This season, defensive lineman Zach Allen is tied for the fourth-most sacks (8.5) among all interior defensive linemen, including recording a career-high 3.5 sacks in Week 17 against Cincinnati. Additionally, Allen has totaled 3.5 sacks when double teamed by opposing offenses, which is the third most among all defensive linemen in the NFL.

MOST SACKS BY AN INTERIOR DEF. LINEMAN, PER NEXTGEN STATS

Rk.	Player	Team	Sacks
1.	Leonard Williams	Seattle	11.0
2.	Zach Sieler	Miami	10.0
3.	Dexter Lawrence	N.Y. Giants	9.0
4.	Zach Allen	Denver	8.5
	Braden Fiske	L.A. Rams	8.5

CAN'T STOP ZACH

In 16 games played in 2024, defensive lineman Zach Allen has been one of the most disruptive players along the interior defensive line in the NFL. According to *Pro Football Focus*, Allen has earned a 11.5 pass rush win percentage, which is the fourth highest among interior NFL defensive linemen with at least 500 pass rush snaps.

PASS RUSH WIN PERCENTAGE, INTERIOR DEFENSIVE LINEMEN,

MIN. 500 PASS RUSH SNAPS, PER PRO FOOTBALL FOCUS

Rk.	Player	Team	Win %
1.	Chris Jones	Kansas City	18.1
2.	Osa Odighizuwa	Dallas	15.1
3.	Jalen Carter	Philadelphia	12.2
4.	Zach Allen	Denver	11.5
5.	Nnamdi Madubuike	Baltimore	11.1

FORCE IN THE BACKFIELD

With two tackles for loss in the Week 17 matchup against Cincinnati, defensive lineman Zach Allen increased his season total to 15 tackles for loss. That is the most by any Broncos defensive lineman in a season since the stat was first tracked in 2008.

MOST TACKLES FOR LOSS IN A SEASON,

BRONCOS DEFENSIVE LINEMEN, SINCE 2008

Rk.	Player	Season	TFLs
1.	Zach Allen	2024	15
2.	Elvis Dumervil	2009	14
3.	Malik Jackson	2013	11
4.	Elvis Dumervil	2011	10
	Jason Hunter	2010	10

ALLEN MAKING HIS NAME KNOWN

In Week 17 against Cincinnati, defensive lineman Zach Allen totaled a career high 3.5 sacks (13.5 yds.) to increase his season total to a new career high 8.5 quarterback takedowns. His 3.5 sacks were the second most by a Broncos defensive lineman in a game—behind only defensive end Elvis Dumervil's four sacks vs. Cle. (9/20/09)—and the most since defensive tackle Shelby Harris in 2019 (3 at Min., 11/17).

MOST SACKS IN A GAME BY A DEFENSIVE LINEMAN, TEAM HISTORY

Rk.	Player	Game	Sacks
1.	Elvis Dumervil	vs. Cle. (9/20/09)	4.0
2.	Zach Allen	at Cin. (12/28/24)	3.5
3.	11 Occurrences	--	3.0

FRANKLIN-MYERS UPPING THE PRESSURE

Denver's interior defensive line has been among the league's best in providing pressure on opposing quarterbacks this season. Within that room, defensive end John Franklin-Myers (12.6%) has the highest quarterback pressure percentage and defensive lineman Zach Allen (11.3%) has the fifth-highest mark among interior defensive linemen with at least 475 snaps per *NextGen Stats*.

HIGHEST QB PRESSURE % BY INTERIOR DL, 2024 SEASON,

MIN. 475 DEFENSIVE SNAPS, PER NEXTGEN STATS

Rk.	Player	Team	QBP	QBP%
1.	John Franklin-Myers	Denver	44	12.6
2.	Chris Jones	Kansas City	61	12.0
	Quinnen Williams	N.Y. Jets	49	12.0
4.	DeForest Buckner	Indianapolis	37	11.7
5.	Zach Allen	Denver	67	11.3

D-LINE PUTTING A STOP TO THE RUN

This season, the Broncos defensive line has featured some of the best players at their position at stifling the rushing attack of the opposing team. Per *NextGen Stats*, defensive lineman Zach Allen and defensive tackle Malcolm Roach (6.5) are tied for the second-highest stuff percentage among defensive linemen with at least 150 defensive snaps while defensive tackle D.J. Jones (6.0) ranks fifth.

HIGHEST RUN STUFF %, NFL DTs, MIN. 150 DEF. SNAPS,

PER NEXTGEN STATS

Rk.	Player	Team	Stuffs	Stuff%
1.	Grover Stewart	Indianapolis	23	6.7
2.	Zach Allen	Denver	20	6.5
	Malcolm Roach	Denver	13	6.5
4.	Travis Jones	Baltimore	12	6.1
5.	D.J. Jones	Denver	12	6.0

D.J. KNOCKING IT OUT

In his second season with the Broncos in 2023, defensive tackle D.J. Jones recorded 46 tackles (30 solo), two sacks (23 yds.), three forced fumbles and two fumble recoveries.

His three forced fumbles were the most by a Broncos defensive tackle in a single season since at least 1999. He was also just the fifth Denver defensive lineman to record multiple forced fumbles and fumble recoveries in the same season since at least 1991 and first to do so since defensive end Elvis Dumervil in 2007.

MOST FORCED FUMBLES IN A SEASON BY A BRONCOS DEFENSIVE TACKLE, SINCE 1999

Rk.	Player	Year	FFs
1.	D.J. Jones	2023	3
2.	Trevor Pryce	1999	2
	Trevor Pryce	2000	2
	Keith Traylor	2000	2



COOPER: MOST SACKS OF ANY SEVENTH-ROUND DRAFT PICK SINCE 2019



Outside linebacker Jonathon Cooper, who was selected by the Broncos in the seventh round (239th overall) of the 2021 NFL Draft, has accumulated 23.5 sacks (151.0 yds.) in 64 career games played (48 starts). During the 2024 regular season, Cooper recorded 10.5 sacks (50.5 yds.), eclipsing the double-digit sack mark for the first time in his career.

Among players selected in the seventh round of an NFL Draft since 2019, Cooper's 23.5 sacks are the most.

MOST SACKS BY A PLAYER SELECTED IN THE SEVENTH ROUND OF AN NFL DRAFT, SINCE 2019

Rk.	Player	Draft Yr.	Rd. (Pick)	Sacks
1.	Jonathon Cooper	2021	7 (239)	23.5
2.	Kaden Elliss	2019	7 (244)	17.0
3.	Casey Toohill	2020	7 (233)	8.0
4.	James Smith-Williams	2020	7 (229)	8.0
5.	Kamren Curl	2020	7 (216)	6.0

COOPER A SEVENTH-ROUND STEAL

Signed by the Broncos to a four-year extension earlier this season, outside linebacker Jonathon Cooper has accumulated 23.5 sacks (151.0 yds.) since entering the NFL in 2021. His 23.5 career sacks are the third most by a player in a Broncos uniform who was selected in the seventh round or later of an NFL Draft.



MOST CAREER SACKS, PLAYERS SELECTED IN THE SEVENTH ROUND OR LATER, TEAM HISTORY

Rk.	Player	Yr. Drafted	Rd. (Pick)	Sacks	Yds.
1.	Karl Mecklenburg	1983	12 (310)	79.0	179.0
2.	Maa Tanuvasa	1993	13 (209)	33.0	195.0
3.	Jonathon Cooper	2021	7 (239)	23.5	151.0
4.	Shelby Harris	2014	7 (235)	21.5	138.5
5.	Ken Woodard	1982	10 (274)	11.0	N/A

COOP AND THE QB

Outside linebacker Jonathon Cooper has now totaled the second-most multi-sack performances by a player selected by the Broncos in the seventh round or later of the NFL Draft, including tallying his fourth career multi-sack game against Cincinnati in Week 17. Only Ring of Fame linebacker Karl Mecklenburg (14) has recorded more.

MOST MULTI-SACK GAMES BY A PLAYER DRAFTED BY DENVER IN THE SEVENTH ROUND OR LATER, TEAM HISTORY

Rk.	Player	Year Drafted	Games
1.	Karl Mecklenburg	1983	14
2.	Jonathon Cooper	2021	4
3.	Walt Bowyer	1983	1
	Ken Woodard	1982	1
	Monsanto Pope	2002	1

JOINING ELITE COMPANY

Since the start of the 2023 season, outside linebacker Jonathon Cooper has totaled 128 tackles (76 solo) and 19.0 sacks (116.0 yds.) in 34 games played. He is just 1-of-5 players in the NFL to record at least 120 tackles and 19 sacks in that span, joining defensive end Maxx Crosby, defensive end Danielle Hunter, linebacker Harold Landry III and outside linebacker T.J. Watt

PLAYERS WITH 19+ SACKS, 120+ TACKLES, SINCE 2023

Player	Team	Sacks	Tackles
Harold Landry III	Tennessee	19.5	141
Maxx Crosby	Las Vegas	22.0	135
Danielle Hunter	Houston	28.5	129
T.J. Watt	Pittsburgh	30.5	129
Jonathon Cooper	Denver	19.0	128

CASA BONITTO TO THE PRO BOWL

In his third season, outside linebacker Nik Bonitto was named to his first career Pro Bowl after totaling 48 tackles (33 solo), a team-high 13.5 sacks (88.5 yds.), one interception (71 yds., 1 TD), four passes defended, two forced fumbles and one fumble recovery (50 yds., 1 TD).

He became the seventh linebacker in team history to be named to the Pro Bowl within his first three seasons and the first to do so since Bradley Chubb in 2020.

BRONCOS LINEBACKERS WITH AT LEAST ONE PRO BOWL

SELECTION IN FIRST THREE SEASONS

Player	No.	Years
Von Miller	2	2011-12
Nik Bonitto	1	2024
Bradley Chubb	1	2020
Ian Gold	1	2001
Al Wilson	1	2001
Karl Mecklenburg	1	1985
Randy Gradishar [^]	1	1975

[^]Pro Football Hall of Famer

NIK-SIX

Outside linebacker Nik Bonitto recovered a fumble by Indianapolis in Week 15 and returned it 50 yards for his second defensive touchdown in as many games. He became just the second player in team history to record a defensive score in back-to-back games—joining Broncos Ring of Fame defensive back Billy Thompson (1973)—and the first linebacker in NFL history to record two 50+ yard touchdowns in consecutive games.

Additionally, he is the first player since former NFL defensive end J.J. Watt in 2014 to record at least 13.5 sacks and two defensive touchdowns in a season.

DEF. TOUCHDOWNS IN BACK-TO-BACK GAMES, TEAM HISTORY

Player	Year	Games
Nik Bonitto	2024	2
Billy Thompson	1973	2

PLAYERS WITH 13.5+ SACKS AND 2+ DEF. TDs IN A SEASON,

NFL HISTORY

Player	Year	Team	Sacks	Def. TDs
Nik Bonitto	2024	Denver	13.5	2
J.J. Watt	2014	Houston	20.5	2
Jason Taylor	2006	Miami	13.5	2
Jacob Green	1985	Seattle	13.5	2



CAN'T STOP NIK

This season, outside linebacker Nik Bonitto has recorded a team-high 13.5 sacks (88.5 yds.) along with 48 tackles (33 solo) and four passes defended. His 13.5 sacks this year were the third most among all NFL players while his 88.5 yards were the seventh most.

MOST SACKS IN NFL, 2024 SEASON

Rk.	Player	Team	Sacks	Sack Yds.
1.	Trey Hendrickson	Cincinnati	17.5	125.5
2.	Myles Garrett	Cleveland	14.0	92.0
3.	Nik Bonitto	Denver	13.5	88.5
4.	Kyle Van Noy	Baltimore	12.5	83.5
5.	Danielle Hunter	Houston	12.0	93.5
	Jonathan Greenard	Minnesota	12.0	110.0
	Micah Parsons	Dallas	12.0	83.0

QUICK OFF THE JUMP

Outside linebacker Nik Bonitto has proven to be one of the quickest off the snap in the NFL this season. Bonitto has an average get-off of 0.76 seconds this year, which is the fifth quickest among NFL edge players with at least 540 defensive snaps.

QUICKEST GET-OFFS, NFL EDGE PLAYERS, 2024 SEASON,

MIN. 540 DEF. SNAPS, PER NEXTGEN STATS

Rk.	Player	Team	Get-Off (sec.)
1.	Nick Bosa	San Francisco	0.70
	Myles Garrett	Cleveland	0.70
3.	Harold Landry III	Tennessee	0.72
4.	Trey Hendrickson	Cincinnati	0.73
5.	Nik Bonitto	Denver	0.76

BONITTO'S HOT STREAK



Outside linebacker Nik Bonitto recorded at least one sack in six straight games from Week 3-8, totaling six sacks (39.0 yds.) in that span. So far this season, that has been the longest sack streak in the NFL and was also tied for the third-longest sack streak in team history, behind only linebacker Simon Fletcher's 10-game streak (1992-93) and eight-game streak (1991).

LONGEST SACK STREAKS BY A BRONCO, TEAM HISTORY

Player	Start	End	Games
Simon Fletcher	vs. NYG (11/15/92)	at K.C. (9/20/93)	10
Simon Fletcher	vs. Pit. (11/3/91)	at S.D. (12/22/91)	8
Nik Bonitto	at T.B. (9/22/24)	vs. Car. (10/27/24)	6
Eight Others Tied	--	--	6

10'S ON THE SCORECARD

Outside linebacker Nik Bonitto reached the 10-sack mark after forcing a strip sack on Raiders quarterback Desmond Ridder in Week 12. With that play, Bonitto became the first Bronco since outside linebackers Von Miller and Bradley Chubb in 2018 to record double-digit sacks in a season.

DOUBLE-DIGIT SACK SEASONS BY A BRONCO, SINCE 2015

Player	Year	Sacks	Sack Yds.
Nik Bonitto	2024	13.5	88.5
Bradley Chubb	2018	12.0	83.0
Von Miller	2018	14.5	88.0
Von Miller	2017	10.0	64.5
Von Miller	2016	13.5	65.0
Von Miller	2015	11.0	78.0

ELLISS NEAR TOP OF ROOKIE CLASS



This season, Broncos rookie outside linebacker Jonah Elliss totaled 31 defensive tackles (21 solo) and 5.0 sacks (27.5 yds.). Among all drafted rookies in 2024, he recorded the third-most sacks.

MOST SACKS, 2024 DRAFTED ROOKIES

Rk.	Player	Team	Rd. (Pick)	Sacks
1.	Braden Fiske	LAR	2 (39)	8.5
2.	Chop Robinson	Mia.	1 (21)	6.0
3.	Jonah Elliss	Den.	3 (76)	5.0
4.	Jared Verse	LAR	1 (19)	4.5
5.	Laiatu Latu	Ind.	1 (15)	4.0

STOPPING ON THE GROUND AND THROUGH THE AIR

Since the start of the 2022 season, inside linebacker Cody Barton has made 358 tackles (200 solo) and five interceptions (134 yds.). He is just 1-of-7 players in the NFL to record at least 330 tackles and intercept five passes in that span.

PLAYERS WITH 350 TACKLES AND 5 INTs, SINCE 2022

Player	Games	Tackles	INTs
Roquan Smith	47	481	5
Fred Warner	49	393	7
Robert Spillane	48	383	5
Logan Wilson	43	362	5
Germaine Pratt	47	360	6
Cody Barton	45	358	5
Kevin Byard III	48	358	6

BRONCOS W/ IMMENSE SUCCESS IN PUNT RETURN GAME

In 2024, Denver returned 26 punts for 408 yards and posted the league's best punt return average (15.7). The 15.7 yards per punt return is the second highest by a Broncos team in a single season.

HIGHEST PUNT RETURN AVERAGE, 2024

Rk.	Team	Returns	Yds.	Avg.
1.	Denver	26	408	15.7
2.	New England	28	401	14.3
3.	Detroit	34	456	13.4
4.	New Orleans	23	292	12.7
5.	L.A. Chargers	20	253	12.7

HIGHEST PUNT RETURN AVERAGE, SINGLE SEASONS, TEAM HISTORY

Rk.	Season	Returns	Yds.	Avg.
1.	2023	20	326	16.3
2.	2024	26	408	15.7
3.	1982	21	305	14.5
4.	1997	41	544	13.5
5.	1967	26	351	13.5



SPECIAL TEAM SETTING UP GOOD FIELD POSITION



This season, the Broncos special teams has been one of the best units in the NFL in helping set up both sides of the ball in good field position. With the special teams' help, Denver's offense has the second-best average starting field position (32.5) in the league while the defense has the third-best starting field position (27.9).

BEST OFFENSIVE STARTING FIELD POSITION, 2024

Rk.	Team	Field Pos.
1.	Buffalo	33.4
2.	Denver	32.5
3.	Green Bay	32.0
4.	Pittsburgh	31.9
5.	Houston	31.8

BEST DEFENSIVE STARTING FIELD POSITION, 2024

Rk.	Team	Field Pos.
1.	New Orleans	27.2
2.	Houston	27.7
3.	Denver	27.9
4.	L.A. Rams	28.4
5.	Buffalo	28.7

'MARVELOUS' MARV A PRO BOWLER AGAIN



Selected by the Broncos in the second round (63rd overall) of the 2023 NFL Draft, wide receiver Marvin Mims Jr. posted impressive numbers as a returner in his second season in the NFL. He totaled 26 punt returns for 408 yards (15.7 avg.) and seven kickoff returns for 194 yards (27.7 avg.).

Mims' efforts in 2024 earned him his second consecutive Pro Bowl selection. He is the third Bronco to receive a Pro Bowl nod as a return specialist and the second player in team history to be named to the Pro Bowl in each of his first two seasons.

BRONCOS NAMED TO PRO BOWL IN EACH OF THEIR FIRST TWO SEASONS

Player	Years
Marvin Mims Jr.	2023-24
Von Miller	2011-12

BRONCOS RETURN SPECIALISTS NAMED TO THE PRO BOWL

Player	No.	Years
Rick Upchurch	3	1977-78, '82
Marvin Mims Jr.	2	2023-24
Glyn Milburn	1	1995

MIMS SHOWING EXPLOSIVENESS ON RETURNS

Since his rookie campaign in 2023, wide receiver Marvin Mims Jr. has been one of the best kick returners in the NFL, averaging 16.0 yards per punt return and 26.9 yards per kickoff return. His 16.0 yards per punt return is the highest in team history among players with at least 10 returns while his 26.9 kickoff return average is tied for the second highest among Broncos with at least 15 returns.

HIGHEST PUNT RETURN AVERAGE,

TEAM HISTORY (MIN. 10 RETURNS)


Rk.	Player	Returns	Yds.	Avg.
1.	Marvin Mims Jr.	45	720	16.0
2.	Darrien Gordon	74	922	12.5
3.	Rod Smith	53	647	12.2
4.	Rick Upchurch	248	3,008	12.1
5.	Charley Mitchell	21	251	12.0

HIGHEST KICKOFF RETURN AVERAGE,

TEAM HISTORY (MIN. 15 RETURNS)

Rk.	Player	Returns	Yds.	Avg.
1.	Trindon Holliday	39	1,133	29.1
2.	Marvin Mims Jr.	21	564	26.9
	Quan Cosby	17	457	26.9
4.	Goldie Sellers	25	661	26.4
5.	Kevin Kasper	29	765	26.4

MIMS A PUNT RETURN WEAPON



Wide receiver Marvin Mims Jr. has been one of the best returners in the NFL since entering the league in 2023. This season, he has returned a total of 26 punts for a league high 408 yards (15.7 avg.).

Additionally, he has totaled 720 punt return yards in his first two seasons, which is the fourth most by a Bronco in his first two years in team history.

Mims' 15.7 punt return average led the NFL in 2024, making the first time in franchise history a player led the league in that category since 1982 (Rick Upchurch, 16.1)

MOST PUNT RETURN YARDS, 2024 SEASON

Rk.	Player	Team	Returns	Yds.	Avg.
1.	Marvin Mims Jr.	Denver	26	408	15.7
2.	Kalif Raymond	Detroit	27	390	14.4
3.	Marcus Jones	New England	26	386	14.8
4.	Brandon Codrington	Buffalo	27	313	11.6
5.	Jaelon Darden	Cleveland/Seattle	31	292	9.4

MOST PUNT RETURN YARDS IN FIRST TWO SEASONS, TEAM HISTORY

Rk.	Player	Returns	Yds.	Avg.
1.	Rick Upchurch	66	848	12.8
2.	Glyn Milburn	81	804	9.9
3.	Deltha O'Neal	65	759	11.7
4.	Marvin Mims Jr.	45	720	16.0
5.	Rod Smith	48	521	10.9



LUTZ LIGHTING UP THE SCOREBOARD



Broncos kicker Wil Lutz has appeared in 131 career regular-season games, making 226-of-263 field goals (85.9%) and 361-of-370 extra points (97.6%). For his career, Lutz has totaled 1,039 kicking points which ranks second among kickers since 2016.

MOST KICKING POINTS, REG. SEASON, SINCE 2016

Rk.	Player	FGM	FGA	XPM	XPA	Pts.
1.	Justin Tucker	287	320	385	393	1,246
2.	Wil Lutz	226	263	361	370	1,039
3.	Chris Boswell	243	277	285	299	1,014
4.	Greg Zuerlein	245	292	275	290	1,010
5.	Jason Myers	230	269	318	341	1,008

THROUGH THE UPRIGHTS

Since entering the NFL in 2016, kicker Wil Lutz has made 226-of-263 field goals (.859), including 61-of-68 (.897) as a Bronco since 2023. Among all kickers, his 226 field goals since 2016 are the sixth most.

MOST FIELD GOALS MADE, SINCE 2016

Rk.	Player	FGM	FGA	Pct.
1.	Justin Tucker	287	320	.897
2.	Greg Zuerlein	245	292	.839
3.	Chris Boswell	243	277	.877
4.	Brandon McManus	234	284	.824
5.	Jason Myers	230	269	.855
6.	Wil Lutz	226	263	.859

LUTZ IN THE HISTORY BOOKS

After making one field goal at the end of the first half in Week 18 against Kansas City, kicker Wil Lutz tied Broncos Ring of Fame kicker Jason Elam for the most field goals made by a Bronco in a season with 31. Lutz also made 30 field goals last season, tying for the fourth most in team history.

MOST FIELD GOALS MADE IN A SEASON, TEAM HISTORY

Rk.	Player	Season	FGM	FGA	Pct.
1.	Wil Lutz	2024	31	34	.912
	Jason Elam	2001	31	36	.861
	Jason Elam	1995	31	38	.816
4.	Wil Lutz	2023	30	34	.882
	Brandon McManus	2015	30	35	.857
	Matt Prater	2009	30	35	.857
	Jason Elam	1994	30	37	.811

LUTZ TURNS SIX INTO SEVEN

For his career, Broncos kicker Wil Lutz has made 361-of-370 extra points (97.6%). Among kickers since 2016, Lutz's 97.6% percent success rate ranks second behind Justin Tucker.

HIGHEST EXTRA POINT PERCENTAGE, SINCE 2016

Rk.	Player	XPM	XPA	Pct.
1.	Justin Tucker	385	393	.980
2.	Wil Lutz	361	370	.976
3.	Brandon McManus	266	274	.971
4.	Jason Sanders	259	268	.966
5.	Tyler Bass	264	274	.964

REACHING 1,000

Connecting on two field goals and five PATs in Week 13 against Cleveland, kicker Wil Lutz reached the 1,000 career point mark in his 127th game. He became the fifth-fastest player in league history to reach that milestone.

FASTEST PLAYERS TO REACH 1,000 POINTS SCORED, NFL HISTORY

Rk.	Player	Games	FGM	FGA	XPM	XPA	Pts.
1.	Justin Tucker	118	250	276	258	259	1,008
2.	Stephen Gostkowski	119	204	239	397	398	1,009
3.	Mason Crosby	124	205	258	390	393	1,005
4.	Mike Vanderjagt	126	219	250	347	349	1,004
5.	Wil Lutz	127	221	258	346	355	1,009

LUTZ REACHES 200 FIELD GOALS MADE



In Week 2 against Pittsburgh, kicker Wil Lutz went 2-of-2 and eclipsed the 200 career field goals made mark in just his 116th game. He tied kickers Dan Bailey and Robbie Gould for the eighth-fastest kicker in NFL history to reach that mark.

FASTEST PLAYERS TO REACH 200 FIELD GOALS MADE

Rk.	Player	GP	FGM	FGA	Pct.
1.	Justin Tucker	95	200	222	90.1
2.	Harrison Butker	109	201	225	89.3
3.	Dustin Hopkins	114	202	238	84.9
4.	Dan Carpenter	115	202	239	84.5
	Chris Boswell	115	200	232	86.2
	Graham Gano	115	200	247	81.0
	Mike Vanderjagt	115	200	230	87.0
8.	Wil Lutz	116	200	234	97.2
	Dan Bailey	116	200	228	87.7
	Robbie Gould	116	200	234	85.5

LUTZ WITH EIGHT SEASONS OF 100+ POINTS

Since making his NFL debut with New Orleans in 2016, kicker Wil Lutz has posted eight seasons in which he has totaled 100 or more kicking points. Among kickers in that span, Lutz's eight such campaigns are the second most in the NFL.

MOST SEASONS WITH 100+ KICKING POINTS, SINCE 2016

Rk.	Player	Team	No.
1.	Justin Tucker	Bal.	9
2.	Wil Lutz	N.O. / Den.	8
3.	Greg Zuerlein	LAR / Dal. / NYJ	7
	Matt Prater	Det. / Ari.	7
	Jake Elliott	Phi.	7
	Jason Myers	Jac. / NYJ. / Sea.	7