



DENVER BRONCOS WEEKLY RELEASE

3 World Championships • 8 Super Bowls • 10 AFC Title Games • 15 AFC West Titles • 23 Playoff Berths • 30 Winning Seasons

PRESEASON WEEK 1

Denver Broncos (0-0)
at San Francisco 49ers (0-0)

Date: Saturday, Aug. 9, 2025
Time: 5:30 p.m. PDT
Stadium: Levi's Stadium
Location: Santa Clara, Calif.



BROADCAST INFORMATION

TELEVISION



Play-by-Play: Steve Levy
Analyst: Ryan Harris
Sideline: Cynthia Frelund
Sideline: Scotty Gange

LOCAL RADIO



Play-by-Play: Dave Logan
Analyst: Rick Lewis
Sideline: Susie Wargin

MATCHUP PREVIEW

The **Denver Broncos** (0-0) begin the preseason on the road for the third consecutive season, visiting the **San Francisco 49ers** (0-0) on Saturday at 5:30 p.m. PDT at Levi's Stadium. Last playing the 49ers in the preseason in 2023, the Broncos lead the all-time preseason series with a 22-19 record, including an 11-10 record on the road. Additionally, Denver leads the all-time regular-season series against San Francisco having won 8 of the 15 games played between the clubs.



2025 DENVER BRONCOS SCHEDULE

PRESEASON (0-0)

Wk. Day	Date	Opponent	Site	Time/Result	TV/Rec.
1 Sat.	Aug. 9	at San Francisco	Levi's Stadium	5:30 p.m. PDT	9NEWS
2 Sat.	Aug. 16	ARIZONA	Empower Field at Mile High	7:30 p.m. MDT	9NEWS
3 Sat.	Aug. 23	at New Orleans	Caesars Superdome	12 p.m. CDT	KDVR

REGULAR SEASON (0-0)

Wk. Day	Date	Opponent	Site	Time/Result	TV/Rec.
1 Sun.	Sept. 7	TENNESSEE	Empower Field at Mile High	2:05 p.m. MDT	FOX
2 Sun.	Sept. 14	at Indianapolis	Lucas Oil Stadium	4:05 p.m. EDT	CBS
3 Sun.	Sept. 21	at L.A. Chargers	SoFi Stadium	1:05 p.m. PDT	CBS
4 Mon.	Sept. 29	CINCINNATI	Empower Field at Mile High	6:15 p.m. MDT	ABC
5 Sun.	Oct. 5	at Philadelphia	Lincoln Financial Field	1 p.m. EDT	CBS
6 Sun.	Oct. 12	at N.Y. Jets	Tottenham Hotspur Stadium	2:30 p.m. GDT	NFLN
7 Sun.	Oct. 19	N.Y. GIANTS	Empower Field at Mile High	2:05 p.m. MDT	CBS
8 Sun.	Oct. 26	DALLAS	Empower Field at Mile High	2:25 p.m. MDT	CBS
9 Sun.	Nov. 2	at Houston	NRG Stadium	12 p.m. CST	FOX
10 Thurs.	Nov. 6	LAS VEGAS	Empower Field at Mile High	6:15 p.m. MST	Prime Video
11 Sun.	Nov. 16	KANSAS CITY	Empower Field at Mile High	2:25 p.m. MST	CBS
12		BYE			
13 Sun.	Nov. 30	at Washington	Northwest Stadium	8:20 p.m. EST	NBC
14 Sun.	Dec. 7	at Las Vegas	Allegiant Stadium	1:05 p.m. PST	CBS
15 Sun.	Dec. 14	GREEN BAY	Empower Field at Mile High	2:25 p.m. MST	CBS
16 Sun.	Dec. 21	JACKSONVILLE	Empower Field at Mile High	2:05 p.m. MST	FOX
17 Thurs.	Dec. 25	at Kansas City	GEHA Field at Arrowhead Stadium	7:15 p.m. CST	Prime Video
18 Sat./Sun.	Jan. 3/4	L.A. CHARGERS	Empower Field at Mile High	TBD	TBD

QUICK HITS

The Broncos, who have won eight of their last 10 preseason openers, own a 34-30 all-time record in their first preseason game of the year. [See Page 4](#)

Head Coach **Sean Payton** is tied for the fifth-most regular-season wins (170) among all active NFL head coaches. [See Page 7](#)

Quarterback **Bo Nix** finished with the second-most passing scores by a rookie quarterback last year, ending the season with 29 touchdowns. [See Page 10](#)

Wide receiver **Courtland Sutton** has caught 379 passes in his career with the Broncos, which is the ninth most in team history. [See Page 11](#)

Guard **Quinn Meinerz** became the first Broncos offensive lineman since Louis Vasquez in 2013 to be named an Associated Press All-Pro. [See Page 14](#)

The Broncos' defense set a new franchise record with a league-leading 63 sacks in 2024. [See Page 14](#)

Cornerback **Pat Surtain II** became just the second player in team history and seventh cornerback in league history to be named AP Defensive Player of the Year in 2024. [See Page 15](#)

In 2024, Defensive lineman **Zach Allen** became just the eighth defensive lineman in team history to be named an AP All-Pro. [See Page 17](#)

Outside linebacker **Nik Bonitto** became the sixth player at his position in club annals to be named an AP All-Pro in 2024 after recording the third-most sacks (13.5) in the NFL. [See Page 20](#)

Wide receiver **Marvin Mims** joined Von Miller as the only players in team history to be named an AP All-Pro in each of their first two seasons. [See Page 21](#)

Kicker **Wil Lutz** tied a franchise record in 2024 after finishing the season with 31 made field goal attempts. [See Page 22](#)

BRONCOS PUBLIC RELATIONS STAFF

Patrick Smyth - Chief Communications Officer • Erich Schubert - Vice President of Communications & Content • Megan Boyle - Sr. Manager of Strategic Communications
Tyler Gorse - Sr. Coordinator of Football Communications • Emma Levine - Communications Assistant

2025 DENVER BRONCOS WEEKLY RELEASE

BRONCOS/49ERS TEAM COMPARISON (2024)



10-7

NFL Top 10
NFL Bottom 10



6-11

GENERAL

6 (T-10th)	TURNOVER MARGIN (RK)	-10 (27th)
29:46 (20th)	TIME OF POSSESSION AVG. (RK)	30:29 (14th)

OFFENSE

324.6 (19th)	NET YARDS PER GAME (RK)	376.3 (4th)
5.23 (19th)	YARDS PER PLAY (RK)	6.23 (2nd)
25.0 (10th)	POINTS PER GAME (RK)	22.9 (T-13th)
112.2 (16th)	NET RUSHING YPG (RK)	127.2 (12th)
212.4 (20th)	NET PASSING YPG (RK)	249.1 (4th)
12 (T-16th)	HAD INTERCEPTED (RK)	16 (T-25th)
7 (T-7th)	FUMBLES LOST (RK)	11 (T-24th)
19 (T-11th)	GIVEAWAYS (RK)	27 (27th)
24 (T-3rd)	SACKS ALLOWED (RK)	36 (T-11th)
39.6% (13th)	THIRD DOWN PCT. (RK)	42.6% (9th)
62.5% (7th)	RED ZONE PCT. (RK)	57.1% (T-14th)

DEFENSE

317.1 (7th)	NET YARDS PER GAME (RK)	317.4 (8th)
4.93 (2nd)	YARDS PER PLAY (RK)	5.24 (7th)
18.3 (3rd)	POINTS PER GAME (RK)	25.6 (29th)
96.4 (3rd)	NET RUSHING YPG (RK)	124.6 (18th)
220.7 (19th)	NET PASSING YPG (RK)	192.8 (5th)
15 (T-8th)	INTERCEPTIONS (RK)	11 (T-19th)
10 (T-7th)	FUMBLE RECOVERIES (RK)	6 (T-23rd)
25 (T-7th)	TAKEAWAYS (RK)	17 (T-20th)
63 (1st)	SACKS (RK)	37 (T-23rd)
37.3% (11th)	THIRD DOWN PCT. (RK)	43.1% (24th)
46.9% (3rd)	RED ZONE PCT. (RK)	68.4% (31st)

SPECIAL TEAMS

46.7 (19th)	GROSS PUNTING AVG. (RK)	44.2 (30th)
42.2 (9th)	NET PUNTING AVG. (RK)	37.4 (T-31st)
15.7 (1st)	PUNT RETURN AVG. (RK)	9.2 (20th)
8.7 (10th)	PUNT RETURN AVG. AGAINST (RK)	13.7 (30th)
28.0 (16th)	KICKOFF RETURN AVG. (RK)	28.5 (10th)
27.5 (15th)	KICKOFF RETURN AVG. AGAINST (RK)	28.6 (24th)
91.2% (6th)	FIELD GOAL PCT. (RK)	76.7% (27th)

PENALTIES

108 (T-13th)	PENALTIES COMMITTED	111 (T-13th)
101 (T-23rd)	OPPONENT PENALTIES COMMITTED	79 (32nd)

BRONCOS/49ERS IND. COMPARISON (2024)



PASSING YARDS

Nix	3,775	Purdy	3,864
Sutton	30	Dobbs*	361
Dixon	3	Allen*	199

RUSHING YARDS

Williams*	513	Mason*	789
McLaughlin	496	Guerendo	420
Nix	430	Purdy	323

RECEIVING YARDS

Sutton	1,081	Kittle	1,106
Mims Jr.	503	Jennings	975
Vele	475	Samuel*	670

POINTS SCORED

Lutz	139	Moody	104
Sutton	48	Kittle	48
Mims Jr.	36	Jennings	36

INTERCEPTIONS

Surtain	4	Warner/Lenoir	2
Jones	3	Seven Players	1
Barton*/McMillian	2		

SACKS

Bonitto	13.5	Bosa	9.0
Cooper	10.5	Floyd*	8.5
Allen	8.5	Collins*	5.0

DEFENSIVE TACKLES

Jones	115	Warner	131
Barton*	104	Lenoir	85
Moss	86	Campbell*	79

KICKOFF RETURNS (AVG.)

Mims Jr.	7 (27.7)	Samuel*	17(31.4)
T. Smith*	6 (28.3)	Guerendo	6 (27.2)
		Taylor	4 (26.0)

PUNT RETURNS (AVG.)

Mims Jr.	26 (15.7)	Cowing	27 (8.8)
		Pearsall	3 (13.7)

FIELD GOALS

Lutz	31/34 (91.2)	Moody	24/34(70.6)
----------------	--------------	-----------------	-------------

PUNTS (GROSS/NET AVG.)

Dixon*	77 (46.7/42.2)	O'Donnell	24 (45.1/48.5)
------------------	----------------	---------------------	----------------

* - Player not currently on active roster



BRONCOS/49ERS SERIES BREAKDOWN (PRESEASON)

Preseason Meetings:	41
Broncos Record:	22-19-0 (H: 10-7-0 / A 11-10-0 / N: 1-2-0)
First Game:	S.F. 22, at Den. 6 (8/23/68)
Last Game:	at S.F. 21, Den. 20, (8/19/23)
Current Streak:	Lost 2
Longest Den. Win Streak:	7 (7/29/95 - 8/31/01)
Longest S.F. Win Streak:	6 (8/19/89 - 8/12/94)
Last Den. Home Win:	at Den. 19, S.F. 12 (8/29/15)
Last Den. Home Loss:	S.F. 31, at Den. 24 (8/20/16)
Last Den. Road Win:	Den. 33, at S.F. 14, (8/19/17)
Last Den. Road Loss:	at S.F. 21, Den. 20, (8/19/23)
Den. Shutouts:	3x, last (8/17/14): Den. 34, at S.F. 0
S.F. Shutouts:	None
Most Den. Points:	35 (8/31/01): at Den. 35, S.F. 7
Most S.F. Points:	44 (9/7/75): at S.F. 44, Den. 10
Total Den. Points:	749
Total S.F. Points:	734
Average Den. Points:	18.3
Average S.F. Points:	17.9
Largest Den. Win:	34 (8/17/14): at Den. 34, S.F. 0
Largest S.F. Win:	36 (8/26/73): at S.F. 43, Den. 7
Most Points, Both Teams:	58 (8/13/88): at Den. 34, S.F. 24
Fewest Points, Both Teams:	13 (8/18/74): Den. 10, at S.F. 3

BRONCOS/49ERS ALL-TIME RESULTS (PRESEASON)

Season (Date)	W/L	Result	Site
1968 (8/23)	L	San Francisco 22, @Denver 6	Univ. of Denver Stadium
1969 (8/23)	W	@Denver 19, San Francisco 15	Mile High Stadium
1970 (8/29)	L	San Francisco 23, Denver 7	Autzen Stadium, Eugene, Ore.
1971 (8/28)	L	San Francisco 33, Denver 17	Joe Albi Stadium, Spokane, Wash.
1972 (8/27)	W	Denver 27, @San Francisco 24	Candlestick Park
1973 (8/26)	L	@San Francisco 43, Denver 7	Candlestick Park
1974 (8/18)	W	Denver 10, @San Francisco 3	Candlestick Park
1975 (9/7)	L	@San Francisco 44, Denver 10	Candlestick Park
1976 (8/8)	L	@San Francisco 17, Denver 7	Candlestick Park
1977 (9/10)	W	Denver 20, @San Francisco 0	Candlestick Park
1978 (8/25)	L	San Francisco 24, @Denver 13	Mile High Stadium
1979 (8/18)	W	Denver 21, @San Francisco 0	Candlestick Park
1984 (8/11)	W	@Denver 21, San Francisco 20	Mile High Stadium
1985 (8/19)	W	Denver 20, @San Francisco 13	Candlestick Park
1986 (8/23)	W	@Denver 14, San Francisco 9	Mile High Stadium
1988 (8/13)	W	@Denver 34, San Francisco 24	Mile High Stadium
1989 (8/19)	L	@San Francisco 35, Denver 17	Candlestick Park
1990 (8/20)	L	San Francisco 27, @Denver 24	Mile High Stadium
1991 (8/7)	L	@San Francisco 24, Denver 6	Candlestick Park
1992 (8/3)	L	@San Francisco 13, Denver 7	Candlestick Park
1993 (8/16)	L	San Francisco 16, @Denver 13	Mile High Stadium
1994 (8/12)	L	@San Francisco 20, Denver 3	Candlestick Park
1995 (8/6)	W	Denver 24, San Francisco 10	Tokyo Dome
1995 (7/29)	W	@Denver 9, San Francisco 7	Mile High Stadium
1996 (8/3)	W	Denver 20, @San Francisco 17	3Com Park
1997 (8/23)	W	@Denver 31, San Francisco 17	Mile High Stadium
1999 (9/3)	W	@Denver 34, San Francisco 3	Mile High Stadium
2000 (8/25)	W	Denver 28, @San Francisco 24	3COM Park
2001 (8/31)	W	@Denver 35, San Francisco 7	INVESCO Field at Mile High
2002 (8/19)	L	San Francisco 12, @Denver 7	INVESCO Field at Mile High
2005 (8/20)	W	@Denver 26, San Francisco 21	INVESCO Field at Mile High
2007 (8/13)	W	Denver 17, @San Francisco 13	Monster Park
2009 (8/14)	L	@San Francisco 17, Denver 16	Candlestick Park
2012 (8/26)	L	San Francisco 29, @Denver 24	S.A.F. at Mile High
2013 (8/8)	W	Denver 10, @San Francisco 9	Candlestick Park
2014 (8/17)	W	Denver 34, @San Francisco 0	Levi's Stadium
2015 (8/29)	W	@Denver 19, San Francisco 12	S.A.F. at Mile High
2016 (8/20)	L	San Francisco 31, @Denver 24	S.A.F. at Mile High
2017 (8/19)	W	Denver 33, @San Francisco 14	Levi's Stadium
2019 (8/19)	L	@San Francisco 24, Denver 15	Levi's Stadium
2023 (8/19)	L	@San Francisco 21, Denver 20	Levi's Stadium

BRONCOS/49ERS ALL-TIME RESULTS (REG. SEASON)

Season (Date)	W/L	Result	Site
1970 (10/25)	L	@San Francisco 19, Denver 14	Kezar Stadium
1973 (9/23)	L	San Francisco 36, @Denver 34	Mile High Stadium
1979 (11/18)	W	Denver 38, @San Francisco 28	Candlestick Park
1982 (9/19)	W	@Denver 24, San Francisco 21	Mile High Stadium
1985 (11/11)	W	@Denver 17, San Francisco 16	Mile High Stadium
1988 (10/9)	W	Denver 16, @San Francisco 13 (OT)	Candlestick Park
1989 (1/28)	L	San Francisco 55, Denver 10*	Louisiana Superdome
1994 (12/17)	L	@San Francisco 42, Denver 19	Candlestick Park
1997 (12/15)	L	@San Francisco 34, Denver 17	3Com Park
2000 (12/23)	W	@Denver 38, San Francisco 9	Mile High Stadium
2002 (9/15)	W	Denver 24, @San Francisco 14	3Com Park
2006 (12/31)	L	San Fran. 26, @Denver 23 (OT)	INVESCO Field at Mile High
2010 (10/31)	L	@San Francisco 24, Denver 16	Wembley Stadium (London)
2014 (10/19)	W	@Denver 42, San Francisco 17	S.A.F. at Mile High
2018 (12/20)	L	@San Francisco 20 Denver 14	Levi's Stadium
2022 (9/25)	W	@Denver 11, San Francisco 10	Empower Field at Mile High

WHAT TO WATCH FOR IN THE REGULAR SEASON

TEAM (16-24-1 all-time record versus Titans; 10-8-1 at home)

* - Needs a win to improve to 17-24-1 overall and 11-8-1 at home in the all-time series versus the Titans.

TEAM (27-8-1 all-time record in Week 1 games at home)

* - Needs a win to improve to a league-best 28-8-1 record in Week 1 matchups at home.

HEAD COACH SEAN PAYTON (170 career regular-season wins)

* - Needs one victory to eclipse Pete Carroll and Tom Coughlin for the 17th-most regular-season wins among head coaches in league history.

OLB NIK BONITTO (23.0 sacks in first four years)

* - Needs 0.5 sacks to tie outside linebacker Jonathon Cooper for the fifth-most sacks by a Bronco in his first four seasons.

QB BO NIX (376 completions in 17 games)

* - Needs 24 completions to become the sixth quarterback in NFL history to reach 400 completions in his first 18 career games.

TE EVAN ENGRAM (496 receptions in 108 career games)

* - Needs four receptions to become the eighth fastest tight end in NFL history to reach 500 career catches.

CB PAT SURTAIN II (47 passes defended in 66 career games)

* - Needs one pass defended to tie cornerback Bradley Roby for the most pass breakups by a Bronco in his first 67 career games.

CB PAT SURTAIN II (2 interception return touchdowns)

* - Needs one interception return touchdown to become the 10th player in team history to record three 'Pick-6's' with the club.

WR COURTLAND SUTTON (5,340 receiving yards)

* - Needs 21 receiving yards to tie wide receiver Emmanuel Sanders for the 10th-most receiving yards in team history.

WR COURTLAND SUTTON (32 receiving touchdowns)

* - Needs one touchdown catch to tie wide receiver Eric Decker for the 10th-most receiving touchdowns in club history.



2025 DENVER BRONCOS WEEKLY RELEASE

2024 NFL STANDINGS

AFC East

Team	W	L	T	Pct	PF	PA	Home	Road	Div	AFC	NFC
Buf. ^{xz}	13	4	0	.765	525	368	8-0	5-4	5-1	9-3	4-1
Mia.	8	9	0	.471	345	364	5-3	3-6	3-3	6-6	2-3
NYJ	5	12	0	.294	338	404	3-5	2-7	2-4	5-7	0-5
N.E.	4	13	0	.235	289	417	2-6	2-7	2-4	3-9	1-4

AFC North

Team	W	L	T	Pct	PF	PA	Home	Road	Div	AFC	NFC
Bal. ^{xz}	12	5	0	.706	518	361	6-2	6-3	4-2	8-4	4-1
Pit. ^{xy}	10	7	0	.588	380	347	5-3	5-4	3-3	7-5	3-2
Cin.	9	8	0	.529	472	434	3-5	6-3	3-3	6-6	3-2
Cle.	3	14	0	.176	258	435	2-6	1-8	2-4	3-9	0-5

AFC South

Team	W	L	T	Pct	PF	PA	Home	Road	Div	AFC	NFC
Hou. ^{xz}	10	7	0	.588	372	372	5-3	5-4	5-1	8-4	2-3
Ind.	8	9	0	.471	377	427	5-3	3-6	3-3	7-5	1-4
Jac.	4	13	0	.235	320	435	3-5	1-8	3-3	4-8	0-5
Ten.	3	14	0	.176	311	460	1-7	2-7	1-5	3-9	0-5

AFC West

Team	W	L	T	Pct	PF	PA	Home	Road	Div	AFC	NFC
K.C. ^{xz}	15	2	0	.882	385	326	8-0	7-2	5-1	10-2	5-0
LAC. ^{xy}	11	6	0	.647	402	301	5-3	6-3	4-2	8-4	3-2
Den. ^{xy}	10	7	0	.588	425	311	6-2	4-5	3-3	6-6	4-1
L.V.	4	13	0	.235	309	434	2-6	2-7	0-6	3-9	1-4

NFC East

Team	W	L	T	Pct	PF	PA	Home	Road	Div	NFC	AFC
Phi. ^{xz}	14	3	0	.824	463	303	8-1	6-2	5-1	9-3	5-0
Was. ^{xy}	12	5	0	.706	485	391	7-2	5-3	4-2	9-3	3-2
Dal.	7	10	0	.412	350	468	2-7	5-3	3-3	5-7	2-3
NYG	3	14	0	.176	273	415	1-8	2-6	0-6	1-11	2-3

NFC North

Team	W	L	T	Pct	PF	PA	Home	Road	Div	NFC	AFC
Det. ^{xz}	15	2	0	.882	564	342	7-2	8-0	6-0	11-1	4-1
Min. ^{xy}	14	3	0	.824	432	332	8-1	6-2	4-2	9-3	5-0
G.B. ^{xy}	11	6	0	.647	460	338	6-3	5-3	1-5	6-6	5-0
Chi.	5	12	0	.294	310	370	4-5	1-7	1-5	3-9	2-3

NFC South

Team	W	L	T	Pct	PF	PA	Home	Road	Div	NFC	AFC
T.B. ^{xz}	10	7	0	.588	502	385	5-4	5-3	4-2	8-4	2-3
Atl.	8	9	0	.471	389	423	4-5	4-4	4-2	7-5	1-4
Car.	5	12	0	.294	341	534	3-6	2-6	2-4	4-8	1-4
N.O.	5	12	0	.294	338	398	3-6	2-6	2-4	4-8	1-4

NFC West

Team	W	L	T	Pct	PF	PA	Home	Road	Div	NFC	AFC
LAR. ^{xz}	10	7	0	.588	367	386	5-4	5-3	4-2	6-6	4-1
Sea.	10	7	0	.588	375	368	3-6	7-1	4-2	6-6	4-1
Ari.	8	9	0	.471	400	379	6-3	2-6	3-3	4-8	4-1
S.F.	6	11	0	.353	389	436	4-5	2-6	1-5	4-8	2-3

Key: x = clinched playoffs; y = clinched wild card; z = clinched division;

* = clinched home field advantage

BRONCOS PRESEASON OPENER HISTORY

The Broncos own a 34-30 all-time record in preseason openers and are 22-19 all-time against the San Francisco 49ers in preseason play. Denver has won eight of their last 10 preseason openers while outscoring their opponents by an average of 7.0 points.

BRONCOS IN PRESEASON OPENERS, ALL-TIME RESULTS

1960-@Boston 43, Denver 6	1992-@ San Francisco 13, Denver 7
1961-@Dallas 31, Denver 13	1993-Denver 23, @Tampa Bay 7
1962-@Houston 33, Denver 17	1994-L.A. Raiders 25, Den. 22 (Am. Bwl.)
1963-@Denver 27, Houston 10	1995-@Denver 9, San Francisco 7
1964-@San Diego 34, Denver 20	1996-Denver 20, @San Francisco 17
1965-Kansas City 30, @Denver 24	1997-@Denver 31, Buffalo 10
1966-Kansas City 32, @Denver 30	1998-Denver 20, @St. Louis 13
1967-Miami 19, Denver 2	1999-Denver 20, San Diego 17 (Am. Bwl.)
1968-@Denver 15, Cincinnati 13	2000-Denver 31, @Arizona 17
1969-@Minnesota 26, Denver 6	2001-Denver 20, @Dallas 6
1970-@Denver 26, St. Louis 16	2002-Denver 27, @Chicago 3
1971-Washington 17, @Denver 13	2003-Denver 20, @Houston 12
1972-@Washington 41, Denver 0	2004-Washington 20, Denver 17 (HOF Game)
1973-@Washington 14, Denver 10	2005-Denver 20, @Houston 14
1974-N.Y. Jets 41, @Denver 19	2006-@Detroit 20, Denver 13
1975-Baltimore 23, @Denver 20	2007-Denver 17, @San Francisco 13
1976-Denver 10, Detroit 7 (HOF Game)	2008-@Houston 19, Denver 16
1977-@Denver 14, Baltimore 8	2009-@San Francisco 17, Denver 16
1978-Denver 17, @Houston 12	2010-@Cincinnati 33, Denver 24
1979-@Dallas 7, Denver 6	2011-@Dallas 24, Denver 23
1980-@Denver 17, Cincinnati 6	2012-Denver 31, @Chicago 3
1981-N.Y. Jets 33, @Denver 7	2013-Denver 10, @San Francisco 6
1982-Denver 33, @L.A. Rams 20	2014-@Denver 21, Seattle 16
1983-@Denver 10, Seattle 7	2015-Denver 22, @Seattle 16
1984-Washington 16, @Denver 13	2016-Denver 22, @Chicago 0
1985-N.Y. Giants 30, @Denver 20	2017-Denver 24, @Chicago 17
1986-New Orleans 10, @Denver 7	2018-Minnesota 42, @Denver 28
1987-L.A. Rams 28, Denver 27 (Am. Bwl.)	2019-Denver 14, Atlanta 10 (HOF Game)
1988-Denver 40, @L.A. Rams 31	2021-Denver 33, @Minnesota 6
1989-@Denver 17, L.A. Rams 13	2022-@Denver 17, Dallas 7
1990-Denver 10, Seattle 7 (Am. Bwl.)	2023-@Arizona 18, Denver 17
1991-Detroit 14, Denver 3 (HOF Game)	2024-Denver 34, @Indianapolis 30

NFL SCHEDULE - PRESEASON WEEK 1

Thursday, Aug. 7

Indianapolis at Baltimore	7:00 p.m. (EDT)
Las Vegas at Seattle	7:00 p.m. (PDT)
Cincinnati at Philadelphia	7:30 p.m. (EDT)

Friday, Aug. 8

Detroit at Atlanta	7:00 p.m. (EDT)
Cleveland at Carolina	7:00 p.m. (EDT)
Washington at New England	7:30 p.m. (EDT)

Saturday, Aug. 9

N.Y. Giants at Buffalo	1:00 p.m. (EDT)
Houston at Minnesota	3:00 p.m. (CDT)
Dallas at L.A. Rams	4:00 p.m. (PDT)
Kansas City at Arizona	5:00 p.m. (PDT)
Denver at San Francisco	5:30 p.m. (PDT)
N.Y. Jets at Green Bay	7:00 p.m. (CDT)
Pittsburgh at Jacksonville	7:00 p.m. (EDT)
Tennessee at Tampa Bay	7:30 p.m. (EDT)

Sunday, Aug. 10

Miami at Chicago	12:00 p.m. (CDT)
New Orleans at L.A. Chargers	1:05 p.m. (PDT)



DECADES OF SUCCESS



In the Broncos' six-plus decades of professional football, the team has built an impressive resume that includes three World Championships, eight Super Bowl appearances, 15 AFC West titles and 518 regular-season wins.

BRONCOS REGULAR-SEASON RECORD BY DECADE, SINCE 1960

Decade	W	L	T	Pct.	Playoff Berths	Win Rk.
1960s	39	97	4	.287	0	22nd
1970s	75	64	5	.539	3	8th
1980s	93	58	1	.615	5	4th
1990s	94	66	0	.588	5	7th
2000s	93	67	0	.581	4	6th
2010s	89	71	0	.556	5	T-8th
2020s	35	49	0	.417	1	T-23rd
TOTALS	518	472	10	.523	23	9th

BRONCOS RANK SECOND IN SUPER BOWL APPEARANCES

Denver's eight Super Bowl appearances are tied for the second most in NFL history.

MOST SUPER BOWL APPEARANCES, NFL HISTORY

Rk.	Team	No.
1.	New England	11
2.	Denver	8
	Dallas	8
	Pittsburgh	8
	San Francisco	8

DENVER BRONCOS SUPER BOWL SEASONS/RESULTS

Season	Coach	Opponent	Result
1977	Red Miller	Dallas	L, 27-10
1986	Dan Reeves	N.Y. Giants	L, 39-20
1987	Dan Reeves	Washington	L, 42-10
1989	Dan Reeves	San Francisco	L, 55-10
1997	Mike Shanahan	Green Bay	W, 31-24
1998	Mike Shanahan	Atlanta	W, 34-19
2013	John Fox	Seattle	L, 43-8
2015	Gary Kubiak	Carolina	W, 24-10

DENVER OWNS SECOND-MOST AFC WEST CROWNS

Denver has won 15 AFC West titles since 1960, which is tied for the second most among division members.

MOST AFC WEST DIVISION TITLES, SINCE 1960

Rk.	Team	No.
1.	Kansas City	17
2.	Denver	15
	Oakland / Las Vegas	15
	S.D. / L.A. Chargers	15
5.	Seattle	2

HOME SELLOUT STREAK

Denver owns the NFL's home record sellout streak (453 games) for a single city. The streak, which includes 431 regular-season games and 22 playoff contests, began in Week 1 of the 1970 season.

LONGEST CURRENT HOME SELLOUT STREAKS IN A SINGLE CITY (INCLUDES POSTSEASON)

Rk.	Team	Date Started (Opponent)	Streak
1.	Denver	Sept. 27, 1970 (vs. Pittsburgh)	453
2.	Pittsburgh	Sept. 17, 1972 (vs. Oakland)	441
3.	N.Y. Giants	Sept. 15, 1974 (vs. Washington)	407
4.	Green Bay	Oct. 2, 1960 (vs. Detroit)	404

BRONCOS WITH NINTH-MOST WINS IN NFL SINCE 1960

The Broncos, who played their first regular season game on Friday, Sept. 9, 1960, have accumulated 541 victories (518 reg. + 23 postseason) in franchise history. Denver has produced the ninth-most regular-season wins since 1960 and is currently 1-of-12 NFL franchises in that span to reach the 500-win plateau.

Denver's Week 18 contest against Kansas City marked the 1,000th regular-season game in franchise history. Denver is 1-of-7 clubs that has competed in 1,000 regular-season games since 1960. Of those teams, the Broncos own the third-highest winning percentage (.523).

TOTAL WINS, REGULAR SEASON, SINCE 1960

Rk.	Team	Games	Wins	Losses	Ties	Pct.
1.	Pittsburgh	998	570	417	11	.577
2.	Dallas	998	569	423	6	.574
3.	Green Bay	998	562	421	15	.571
4.	Kansas City	1,000	547	441	12	.553
5.	New England	1,000	545	446	9	.550
6.	Minnesota	986	537	438	11	.551
7.	San Francisco	998	529	458	11	.536
8.	Indianapolis	998	523	468	7	.528
9.	Denver	1,000	518	472	10	.523
10.	Philadelphia	998	511	473	14	.519

BRONCOS 1-OF-7 TEAMS WITH 300 HOME VICTORIES

The Broncos, who currently have 518 regular-season wins, also own 311 home victories in franchise history. Denver clinched its 300th home win in the 2022 season finale against the L.A. Chargers.

With 311 such victories, the Broncos are currently 1-of-7 teams with 300+ home wins since 1960.

TEAMS WITH 300 OR MORE HOME WINS, SINCE 1960

Rk.	Team	Games	Wins	Losses	Ties	Pct.
1.	Pittsburgh	499	331	163	5	.669
2.	Green Bay	499	327	164	8	.664
3.	Dallas	499	316	179	4	.638
4.	Minnesota	494	314	176	4	.641
5.	Kansas City	499	313	182	4	.632
6.	Denver	501	311	183	7	.629
7.	New England	499	304	189	6	.617

90-WIN DECADES

Since the team's inception in 1960, Denver has totaled three 90+ win decades (1980s, '90s, '00s). The Broncos join the Packers, Steelers and Dolphins as the only teams to accomplish the feat.

MOST DECADES WITH 90+ REGULAR SEASON WINS, SINCE 1960

Rk.	Team	90+ Win Decades	Decades (Win Total)
1.	Green Bay	4	'60s (96), '90s (93), '00s (95), '10s (102)
	Pittsburgh	4	'70s (99), '90s (93), '00s (103), '10s (102)
3.	Denver	3	'80s (93), '90s (94), '00s (93)
	Miami	3	'70s (104), '80s (94), '90s (95)



2025 DENVER BRONCOS WEEKLY RELEASE

GEORGE PATON ENTERS FIFTH YEAR AS BRONCOS GM



George Paton, who was named general manager of the Broncos on Jan. 13, 2021, is the club's 15th top personnel executive since the franchise's inception in 1960.

<u>EXECUTIVE</u>	<u>TITLE</u>	<u>YEAR(S)</u>
Dean Griffing	General Manager	1960-61
Jack Faulkner	General Manager/Head Coach	1962-64
Fred Gehrke	Director of Player Personnel	1965-66
Lou Saban	General Manager/Head Coach	1967-71
John Ralston	General Manager/Head Coach	1972-76
Fred Gehrke	Vice President—General Manager	1977-80
Grady Alderman	General Manager	1981-82
Hein Poulus	Vice President—General Manager	1983
John Beake	General Manager	1984-98
Neal Dahlen	General Manager	1999-2001
Ted Sundquist	General Manager	2002-07
Jim Goodman	V.P. of Football Ops./Player Personnel	2008
Brian Xanders	General Manager	2009-10
John Elway	Exec. V.P. of Football Ops./GM	2011-20
George Paton	General Manager	2021-pres.

2025 BRONCOS ROOKIE DRAFT CLASS

Denver's fifth draft under General Manager George Paton saw Denver make a total of seven selections consisting of three offensive players, three defensive players and one special teamer. For the fifth time in team history and the first time since 2021, the Broncos selected a cornerback with their first-round selection.

DENVER'S 2025 DRAFT CLASS

<u>Player</u>	<u>Pos.</u>	<u>Rd. (Ovr.)</u>	<u>School</u>
Jahdae Barron	CB	1 (20)	Texas
RJ Harvey	RB	2 (60)	Central Florida
Pat Bryant	WR	3 (74)	Illinois
Sai'vion Jones	DE	3 (101)	LSU
Que Robinson	OLB	4 (134)	Alabama
Jeremy Crawshaw	P	6 (216)	Florida
Caleb Lohner	TE	7 (241)	Utah

PATON FILLS OUT BRONCOS ROSTER

The Broncos' 2025 91-man roster features 31 players (34.1%) who are new to the team.

NEW PLAYERS ON DENVER'S 90-MAN ROSTER

<u>How Acquired</u>	<u>Total</u>
NFL Draft	7
College Free Agency	15
Veteran Free Agency	9
TOTALS	31

PATON FILLS OUT BRONCOS ROSTER CONT.

NEW VETERAN PLAYERS ON DENVER'S 91-MAN ROSTER

<u>Player</u>	<u>Pos.</u>	<u>Exp.</u>	<u>How Acq.</u>	<u>Prev. Team</u>
J.K. Dobbins	RB	6	UFA (LAC)	L.A. Chargers
Sam Ehlinger	QB	4	UFA (Ind.)	Indianapolis
Evan Engram	TE	9	FA	Jacksonville
Sam Franklin Jr.	S	6	UFA (Car.)	Carolina
Dre Greenlaw	LB	7	UFA (S.F.)	San Francisco
Talanoa Hufanga	S	5	UFA (S.F.)	San Francisco
Garrett Nelson	LB	1	FA	Cincinnati
Trent Sherfield Sr.	WR	8	UFA (Min.)	Minnesota
Garret Wallow	LB	4	FA	Tennessee

ROOKIE PLAYERS ON DENVER'S 91-MAN ROSTER

<u>Player</u>	<u>Pos.</u>	<u>Rd. (Ovr.)</u>	<u>School</u>
Jahdae Barron	CB	1 (20)	Texas
J.B. Brown	ILB	CFA	Kansas
Pat Bryant	WR	3 (101)	Illinois
Marques Cox	T	CFA	Kentucky
Jeremy Crawshaw	P	6 (216)	Florida
Joaquin Davis	WR	CFA	NC Central
RJ Harvey	RB	2 (60)	Central Florida
Courtney Jackson	WR	CFA	Arkansas State
Sai'vion Jones	DE	3 (101)	LSU
Caleb Lohner	TE	7 (241)	Utah
Joe Michalski	C	CFA	Oklahoma State
Jerjuan Newton	WR	CFA	Toledo
Joshua Pickett	CB	CFA	Duke
Caden Prieskorn	TE	CFA	Mississippi
Karene Reid	ILB	CFA	Utah
Jaden Robinson	CB	CFA	Oregon State
Que Robinson	OLB	4 (134)	Alabama
Kyrese Rowan	WR	CFA	Utah State
Xavier Truss	T	CFA	Georgia
Jordan Turner	ILB	CFA	Michigan State
Clay Webb	G	CFA	Jacksonville State
Kristian Williams	DT	CFA	Missouri

SUCCESS IN THE DRAFT

Since taking over in 2021, General Manager George Paton has drafted three players who have earned Pro Bowl honors in outside linebacker Nik Bonitto, wide receiver Marvin Mims Jr. and cornerback Pat Surtain II. That is tied for the fourth most among all NFL teams in that span, behind only Detroit (6), Dallas (4) and Houston (4).

Paton has also drafted three players that have earned first-team All-Pro accolades from the Associated Press in guard Quinn Meinerz, Mims and Surtain. That is tied with Detroit for the most such draft picks by a team since 2021.

MOST PRO BOWLERS DRAFTED, SINCE 2021

<u>Rk.</u>	<u>Team</u>	<u>Players</u>
1.	Detroit	6
2.	Dallas	4
	Houston	4
4.	Denver	3
	Baltimore	3
	Seattle	3
	L.A. Rams	3
	Philadelphia	3



SEAN PAYTON LEADS DENVER BRONCOS

IN THIRD SEASON AS HEAD COACH



Sean Payton was named the 20th head coach in franchise history on Feb. 3, 2023. Below is a look at the overall records (regular season and playoffs) for all of Denver's head coaches.

OVERALL RECORDS, BRONCOS ALL-TIME HEAD COACHES

Head Coach	Years	W	L	T	Pct.
Frank Filchock	1960-61	7	20	1	.268
Jack Faulkner	1962-64	9	22	1	.297
Mac Speedie*	1964-66	6	19	1	.250
Ray Malavasi*	1966	4	8	0	.333
Lou Saban	1967-71	20	42	3	.331
Jerry Smith*	1971	2	3	0	.400
John Ralston	1972-76	34	33	3	.507
Red Miller	1977-80	42	25	0	.627
Dan Reeves	1981-92	117	79	1	.596
Wade Phillips	1993-94	16	17	0	.485
Mike Shanahan	1995-2008	146	91	0	.616
Josh McDaniels	2009-10	11	17	0	.393
Eric Studesville*	2010	1	3	0	.250
John Fox	2011-14	49	22	0	.690
Gary Kubiak	2015-16	24	11	0	.686
Vance Joseph	2017-18	11	21	0	.344
Vic Fangio	2019-21	19	30	0	.388
Nathaniel Hackett	2022	4	11	0	.267
Jerry Rosburg*	2022	1	1	0	.500
Sean Payton	2023-24	18	16	0	.529

*Interim Head Coach

BREAKDOWN OF PAYTON'S COACHING RECORD

Category	W	L	T	Pct.
Regular season record as an NFL head coach	170	105	0	.618
Postseason record as an NFL head coach	9	8	0	.529
Overall record as an NFL head coach	179	113	0	.613
Regular season record as an NFL assistant coach	70	73	1	.490
Postseason record as an NFL assistant coach	2	3	0	.400
Overall record as an NFL assistant coach	72	76	1	.487
Overall record as an NFL coach	251	189	1	.570
Regular season record as a collegiate assistant coach	44	53	4	.455
Postseason record as a collegiate assistant coach	0	0	0	—
Overall record as a collegiate assistant coach	44	53	4	.455
Overall record coaching football	295	242	5	.549

PAYTON'S YEAR-BY-YEAR NFL COACHING CAREER

Year	Position	Team	Rec.	Postseason
1997	Quarterbacks	Philadelphia	6-9-1	
1998	Quarterbacks	Philadelphia	3-13	
1999	Quarterbacks	N.Y. Giants	7-9	
2000	Offensive Coordinator	N.Y. Giants	12-4	Playoffs (2-1)
2001	Offensive Coordinator	N.Y. Giants	7-9	
2002	Offensive Coordinator	N.Y. Giants	10-6	Playoffs (0-1)
2003	Asst. Head Coach/QBs	Dallas	10-6	Playoffs (0-1)
2004	Asst. Head Coach/QBs	Dallas	6-10	
2005	Asst. Head Coach/QBs	Dallas	9-7	
2006	Head Coach	New Orleans	10-6	Playoffs (1-1)
2007	Head Coach	New Orleans	7-9	
2008	Head Coach	New Orleans	8-8	
2009	Head Coach	New Orleans	13-3	Playoffs (3-0)
2010	Head Coach	New Orleans	11-5	Playoffs (0-1)
2011	Head Coach	New Orleans	13-3	Playoffs (1-1)
2013	Head Coach	New Orleans	11-5	Playoffs (1-1)
2014	Head Coach	New Orleans	7-9	
2015	Head Coach	New Orleans	7-9	
2016	Head Coach	New Orleans	7-9	
2017	Head Coach	New Orleans	11-5	Playoffs (1-1)
2018	Head Coach	New Orleans	13-3	Playoffs (1-1)
2019	Head Coach	New Orleans	13-3	Playoffs (0-1)
2020	Head Coach	New Orleans	12-4	Playoffs (1-1)
2021	Head Coach	New Orleans	9-8	
2023	Head Coach	Denver	8-9	
2024	Head Coach	Denver	10-7	Playoffs (0-1)

TOTALS 240-178-1 (.574) 11-12 (.478)

PAYTON RANKS 17TH ALL-TIME IN WINS

For his career, Head Coach Sean Payton has accumulated 170 regular-season wins, including 10 in 2024. His 170 such victories are tied for the 17th-most among all head coaches in NFL history.

MOST WINS AMONG HEAD COACHES, REG. SEASON, NFL HISTORY

Rk.	Name	Years	Wins
1.	Don Shula*	1963-95	328
2.	George Halas*	1920-67	318
3.	Bill Belichick	1991-2023	302
4.	Andy Reid	1999-pres.	273
5.	Tom Landry*	1960-88	250
6.	Curly Lambeau*	1921-53	226
7.	Paul Brown*	1946-75	213
8.	Marty Schottenheimer	1984-2006	200
9.	Chuck Noll*	1969-1991	193
10.	Dan Reeves	1981-2003	190
11.	Chuck Knox	1973-94	186
12.	Mike Tomlin	2007-pres.	183
13.	Mike McCarthy	2006-pres.	174
14.	Jeff Fisher	1994-2016	173
15.	Bill Parcells*	1983-2006	172
	John Harbaugh	2008-pres.	172
17.	Sean Payton	2006-pres.	170
	Pete Carroll	1994-2023	170
	Tom Coughlin	1995-2015	170
	Mike Shanahan	1988-2013	170

+ = Inductee into Pro Football Hall of Fame



2025 DENVER BRONCOS WEEKLY RELEASE

PAYTON AMONG BEST ACTIVE HEAD COACHES



Head Coach Sean Payton has tallied 179 wins (reg. + postseason) in his career, which is the fifth-most victories among active head coaches. Additionally, his .613 overall winning percentage as a head coach ranks fourth among active coaches (min. 200 games), trailing only Andy Reid (.650), Mike Tomlin (.619) and John Harbaugh (.617).

CAREER RECORDS, ACTIVE HEAD COACHES

Rk.	Name	Regular Season	Postseason	Total
1.	Andy Reid	273-146-1	26-16	299-161-1
2.	Mike Tomlin	183-107-2	8-10	191-117-2
3.	John Harbaugh	172-104-0	12-10	184-114-0
4.	Pete Carroll	170-120-1	11-11	181-131-1
5.	Sean Payton	170-105-0	9-8	179-113-0

CHAMPIONSHIP PEDIGREE

Among active NFL head coaches, there are five who have appeared in at least three conference championship games while at the helm of their respective clubs. Broncos Head Coach Sean Payton has advanced to three NFC Championship Games in his career, tying him for fourth among active head coaches.

CONF. CHAMPIONSHIP GAMES, ACTIVE HCs

Rk.	Name	No.
1	Andy Reid	11
2.	John Harbaugh	4
	Kyle Shanahan	4
4.	Sean Payton	3
	Mike Tomlin	3

PLAYOFF PAYTON

Among active head coaches, Broncos Head Coach Sean Payton owns the fifth-most playoff appearances (10), and the fourth-most playoff wins (9).

MOST PLAYOFF APPEARANCES, ACTIVE HEAD COACHES

Rk.	Name	Playoff Appearances
1	Andy Reid	20
	Mike Tomlin	12
	John Harbaugh	12
	Pete Carroll	12
5.	Sean Payton	10

MOST PLAYOFF WINS, ACTIVE HEAD COACHES

Rk.	Name	Playoff Wins
1	Andy Reid	26
2.	John Harbaugh	12
3.	Pete Carroll	11
4.	Sean Payton	9
5.	Mike Tomlin	8

Out of the 16 active head coaches with multiple playoff appearances, Broncos Head Coach Sean Payton is 1-of-5 to guide multiple teams to the postseason (Jim Harbaugh, Pete Carroll, Dan Quinn, Andy Reid).

SEASONS WITH 10 OR MORE WINS

Head Coach Sean Payton, who has served in the role for 18 years, has led teams to 10 or more wins in a single season on 10 occasions, including in Denver in 2024. Among active coaches, Payton's 10 seasons with 10+ wins ranks fifth.

SEASONS WITH 10+ WINS, ACTIVE HEAD COACHES

Rk.	Name	Seasons
1	Andy Reid	19
	Mike Tomlin	11
	John Harbaugh	11
4.	Sean Payton	10

65 GAMES OVER .500

Across 17 seasons as an NFL head coach, Sean Payton has amassed a 170-105 (.618) regular-season record and is currently 65 games over .500 for his career. His 65 games over .500 is fourth among active coaches, trailing only Andy Reid (127), Mike Tomlin (76) and John Harbaugh (68).

GAMES OVER .500, REG. SEASON, ACTIVE HEAD COACHES

Rk.	Name	Record	Gms over .500
1.	Andy Reid	273-146-1	127
2.	Mike Tomlin	183-107-2	76
3.	John Harbaugh	172-104-0	68
4.	Sean Payton	170-105-0	65
5.	Pete Carroll	170-120-1	50

2025 BRONCOS ASSISTANT COACHING STAFF

OFFENSE

Joe Lombardi	Offensive Coordinator
Zach Strief	Off. Run Game Coord./Asst. Head Coach
Davis Webb	Off. Pass Game Coord./Quarterbacks
Lou Ayeni	Running Backs
Pete Carmichael.....	Senior Offensive Assistant
Keary Colbert.....	Wide Receivers
Zack Grossi.....	Passing Game Specialist
Austin King	Tight Ends
Chris Morgan.....	Asst. Offensive Line
Evan Rothstein	Dir. of Game Management/OL Asst.
Logan Kilgore	Offensive Quality Control
Favian Upshaw	Offensive Quality Control

DEFENSE

Vance Joseph	Defensive Coordinator
Jim Leonhard	Def. Pass Game Coord./Asst. Head Coach
Jamar Cain	Defensive Line
Addison Lynch.....	Cornerbacks
Isaac Shewmaker	Linebackers
Jeff Schmedding.....	Inside Linebackers
Joe Vitt	Senior Defensive Assistant
Todd Davis	Defensive Quality Control
Brian Niedermeyer	Defensive Quality Control

SPECIAL TEAMS

Darren Rizzi	Special Teams Coord./Asst. Head Coach
Marwan Maalouf.....	Asst. Special Teams
Zach Line.....	Special Teams Quality Control

STRENGTH AND CONDITIONING

Shaun Snee	Director of Strength and Conditioning
Dan Dalrymple.....	Head Strength and Conditioning
Korey Jones.....	Assistant Strength and Conditioning
Taylor Porter.....	Assistant Strength and Conditioning



BRONCOS PUT ON A SHOW IN 2024



The Broncos posted 425 points during the 2024 regular season and allowed just 311 points on defense, tallying a point differential of +114. That was the seventh-best differential in the NFL and third-best mark in the AFC, behind Buffalo (+157) and Baltimore (+157).

HIGHEST POINT DIFFERENTIAL, AFC TEAMS, 2024 SEASON

Rk.	Team	Pts. For	Pts. Against	Diff.
1.	Buffalo	525	368	+157
2.	Baltimore	518	361	+157
3.	Denver	425	311	+114
4.	L.A. Chargers	402	301	+101
5.	Kansas City	385	326	+59

FINISHING DRIVES THE RIGHT WAY IN 2024

Denver was one of the best teams in the NFL in converting goal-to-go situations in 2024, reaching the end zone on 24-of-28 drives. Their 85.7 goal-to-go percentage was the fifth best in the NFL last year, behind only Baltimore (88.6%) among AFC teams.

HIGHEST GOAL TO GO PERC., NFL TEAMS, 2024 SEASON

Rk.	Team	GTG TDs	GTG Drives	GTG %
1.	New Orleans	17	19	.895
2.	Detroit	42	47	.894
3.	Baltimore	31	35	.886
4.	Arizona	25	29	.862
5.	Denver	24	28	.857

BRONCOS FINISH IN TOP-5 IN AFC IN 2024

The Broncos were one of the highest-scoring offenses in the AFC in 2024, totaling 432 points in the regular season. That was the fourth most in the conference, behind only Buffalo (556), Baltimore (546) and Cincinnati (472).

MOST POINTS SCORED, AFC TEAMS

Rk.	Team	Points	PPG
1.	Buffalo	556	30.9
2.	Baltimore	546	30.3
3.	Cincinnati	472	27.8
4.	Denver	432	24.0
5.	L.A. Chargers	414	23.0

NIX LEADING BRONCOS TO WINS

With quarterback Bo Nix as its starter in 2024, Denver accumulated a record of 10-8 (.556) in the regular season and postseason. The team's 10 wins were the most by any Broncos team starting a rookie quarterback in franchise history.



MOST WINS, REG. SEASON + POSTSEASON,

BRONCOS ROOKIE QBs, TEAM HISTORY

Rk.	Player	Year	Wins	Loss	Ties	Win%
1.	Bo Nix	2024	10	8	0	.556
2.	John Elway	1983	4	6	0	.400
	Drew Lock	2019	4	1	0	.800
4.	Jay Cutler	2006	2	3	0	.400
	Craig Penrose	1976	2	0	0	1.000

AS EFFICIENT AS ALWAYS

Quarterback Bo Nix recorded seven games in 2024 with at least 200 passing yards, two passing touchdowns and no interceptions. That was the most such games by a rookie in NFL history, surpassing C.J. Stroud (2023) and Justin Herbert (2020).

GAMES WITH 200+ PASS YDS., 2+ PASS TDs, 0 INTs, ROOKIE QBs, NFL HISTORY

Rk.	Player	Season	Games
1.	Bo Nix	2024	7
2.	C.J. Stroud	2023	6
	Justin Herbert	2020	6
4.	Gardner Minshew	2019	5
	Dak Prescott	2016	5

NIX'S SITUATIONAL RECORDS


Below is a look at Bo Nix's career situational records. He owns a career 10-7 (.588) regular-season record.

BO NIX CAREER SITUATIONAL RECORDS

Throws 0 TD passes.....	2-3	On Sunday.....	8-5
Throws 1+TD passes.....	8-4	On Monday.....	1-0
Throws 2+TD passes.....	6-4	On Thursday.....	1-1
Throws 3+TD passes.....	4-1	On Saturday.....	0-1
Throws 4+TD passes.....	2-0	In September.....	2-2
Throws for <200 yds.....	3-1	In October.....	3-1
Throws for 200+yds.....	7-6	In November.....	2-2
Throws for 300+yds.....	2-0	In Dec./Jan.....	3-2
Was not intercepted.....	8-2	At home.....	6-2
Was intercepted.....	2-5	On road.....	4-5
Was not sacked.....	5-0	In division.....	3-3
Was sacked.....	5-7	In conference.....	6-6
Posts 100+rating.....	4-3	Out of conference.....	4-1

NIX ONE OF THE BEST IN 2024

From Week 5 to Week 18 in 2024, quarterback Bo Nix was one of the best signal callers in the NFL, completing 293-of-429 passes for 3,115 yards with 28 touchdowns and eight interceptions (103.2 rtg.). His 28 passing touchdowns in that span were the fifth most among all NFL signal callers.



Additionally, Nix was one of the most efficient passers in that span as well, as his 103.2 passer rating was the fourth best in the NFL among quarterbacks with at least 375 attempts. Only Jared Goff (116.7), Joe Burrow (109.2) and Baker Mayfield (106.7) had a better mark.

MOST PASSING TDs, SINCE WEEK 5, NFL QBs

Rk.	Player	Team	Comp.	Att.	Yds.	TDs	INTs	Rtg.
1.	Lamar Jackson	Bal.	244	366	3,314	36	3	124.7
2.	Joe Burrow	Cin.	365	518	3,940	36	8	109.2
3.	Baker Mayfield	T.B.	316	441	3,516	33	14	106.7
4.	Jared Goff	Det.	302	415	3,614	32	8	116.7
5.	Bo Nix	Den	293	429	3,115	28	8	103.2


PASSER RATING SINCE WEEK 5, NFL QBs, MIN. 375 ATT.

Rk.	Player	Team	Comp.	Att.	Yds.	TDs	INTs	RTg.
1.	Jared Goff	Det.	302	415	3,614	32	8	116.7
2.	Joe Burrow	Cin.	365	518	3,940	36	8	109.2
3.	Baker Mayfield	T.B.	316	441	3,516	33	14	106.7
4.	Bo Nix	Den	293	429	3,115	28	8	103.2
5.	Justin Herbert	LAC	273	413	3,292	18	2	102.9



2025 DENVER BRONCOS WEEKLY RELEASE

BO KNOWS TOUCHDOWNS



Quarterback Bo Nix threw 29 touchdown passes in 2024, which was the second most by a rookie signal caller in league history. Additionally, his 376 completions also ranked third in NFL history while his 93.3 passer rating ranked second among rookies with at least 500 pass attempts.

MOST PASSING TDs BY A ROOKIE, NFL HISTORY

Rk.	Player	Season	Comp.	Att.	Yds.	TDs	INTs	Rtg.
1.	Justin Herbert	2020	396	595	4,336	31	10	98.3
2.	Bo Nix	2024	376	567	3,775	29	12	93.3
3.	Baker Mayfield	2018	293	463	3,524	27	14	93.4
4.	Peyton Manning	1998	326	575	3,739	26	28	71.2
	Russell Wilson	2012	252	393	3,118	26	10	100.0

NIX'S TRIPLE PLAY

Quarterback Bo Nix totaled five games in 2024 where he threw for at least three touchdowns, which was the most games by a rookie since Justin Herbert in 2020 (6 games). Overall, his five games with three passing scores was tied for the second-most games by a rookie in NFL history.

Additionally, Nix's 10 games with multiple passing scores was tied for the most by a rookie in NFL history with Herbert (2020).

MOST GAMES BY A ROOKIE WITH 3+ PASSING TDs, NFL HISTORY

Rk.	Player	Season	Games
1.	Justin Herbert	2020	6
2.	Bo Nix	2024	5
	Butch Songin	1960	5
4.	Five Players Tied	--	4

NIX WITH A ROOKIE YEAR TO REMEMBER

In Week 18 of 2024, quarterback Bo Nix eclipsed the 3,500 passing yards mark with his 312 yard, four-passing score performance against the Chiefs. He became just 1-of-5 rookie signal callers in league history to record at least 3,500 passing yards and 25 passing touchdowns in his debut season, joining Jayden Daniels (2024), Justin Herbert (2020), Baker Mayfield (2018) and Peyton Manning (1998).

ROOKIES WITH 3,500+ PASSING YARDS & 25+ PASSING TDs, LEAGUE HISTORY

Player	Team	Season	Yds.	TDs
Bo Nix	Denver	2024	3,775	29
Jayden Daniels	Washington	2024	3,568	25
Justin Herbert	L.A. Chargers	2020	4,336	31
Baker Mayfield	Cleveland	2018	3,524	27
Peyton Manning	Indianapolis	1998	3,739	26

BO ON POINT

In 2024, quarterback Bo Nix recorded 29 passing touchdowns while throwing only 12 interceptions. His 2.4 touchdown to interception ratio was the third best among rookie quarterbacks with at least 500 passing attempts in league history.

BEST TD/INT RATIO, ROOKIE QBs, MIN. 500 ATT., LEAGUE HISTORY

Rk.	Player	Team	Season	TDs	INTs	Ratio
1.	Caleb Williams	Chicago	2024	20	6	3.3
2.	Justin Herbert	L.A. Chargers	2020	31	10	3.1
3.	Bo Nix	Denver	2024	29	12	2.4
4.	Derek Carr	Oakland	2014	21	12	1.8
5.	Mac Jones	New England	2021	22	13	1.7

HARD TO BRING DOWN BO

Quarterback Bo Nix proved to be one of the more difficult rookies in league history for opposing players to bring down in the backfield, taking only 24 sacks on 640 total drop backs in 2024. His 24 sacks taken were tied for the fewest among rookie signal callers in league history with at least 500 drop backs.



FEWEST SACKS TAKEN, ROOKIE QBs, MIN. 500 DROP BACKS, LEAGUE HISTORY

Rk.	Player	Team	Season	Dropbacks	Sacks
1.	Bo Nix	Denver	2024	640	24
	Baker Mayfield	Cleveland	2018	502	24
	Derek Carr	Oakland	2014	629	24
	Andy Dalton	Cincinnati	2011	564	24

AIR NIX

Quarterback Bo Nix was one of the best quarterbacks in the NFL in 2024 when throwing down the field, completing 27 passes with at least 20 air yards. That was the fourth-most such completions in the NFL that season, behind only Sam Darnold (34), Geno Smith (29) and Justin Herbert (28).

COMPLETIONS WITH AT LEAST 20+ AIR YARDS, 2024 REG. SEASON

Rk.	Player	Team	Comp.
1.	Sam Darnold	Min.	34
2.	Geno Smith	Sea.	29
3.	Justin Herbert	LAC	28
4.	Bo Nix	Den.	27
5.	Josh Allen	Buf.	26

NIX TOPS THE CHARTS



In 2024, quarterback Bo Nix completed 376-of-567 passes (66.3%) for 3,775 yards with 29 touchdowns and 12 interceptions (93.3 rtg.) in the regular season. His 376 completions were the most by a Broncos rookie quarterback while his 66.3 completion percentage was the second highest among that group.

Additionally, his 3,775 passing yards and 29 passing touchdowns were also the most by a Broncos first-year player.

MOST PASSING TDs, BRONCOS ROOKIE QBs, TEAM HISTORY

Rk.	Player	Year	Comp.	Att.	Yds.	TDs	INTs	Rtg.
1.	Bo Nix	2024	376	567	3,775	29	12	93.3
2.	Marlin Briscoe	1968	93	224	1,589	14	13	62.9
3.	Mickey Slaughter	1963	112	223	1,689	13	14	68.8
4.	Jay Cutler	2006	81	137	1,001	9	5	88.5

MOST PASSING YARDS, BRONCOS ROOKIE QBs, TEAM HISTORY

Rk.	Player	Year	Comp.	Att.	Yds.	TDs	INTs	Rtg.
1.	Bo Nix	2024	376	567	3,775	29	12	93.3
2.	Mickey Slaughter	1963	112	223	1,689	13	14	68.8
3.	John Elway	1983	123	259	1,663	7	14	54.9
4.	Marlin Briscoe	1968	93	224	1,589	14	13	62.9
5.	Drew Lock	2019	100	156	1,020	7	3	89.7



NIX WITH A NOSE FOR THE END ZONE

With his rushing touchdown in Week 8 of 2024 against Carolina, quarterback Bo Nix surpassed quarterback Marlin Briscoe for the second-most rushing scores by a Broncos rookie signal caller (4). Only quarterback Tim Tebow (6) recorded more in his first season in the NFL with Denver.

Additionally, his 430 yards rushing were the most by a Broncos rookie quarterback in team history, also surpassing Briscoe (308) in 1968.

MOST RUSHING TDs, BRONCOS ROOKIE QBs, TEAM HISTORY

Rk.	Player	Year	Att.	Yds.	Avg.	TDs
1.	Tim Tebow	2010	43	227	5.3	6
2.	Bo Nix	2024	92	430	4.7	4
3.	Marlin Briscoe	1968	41	308	7.5	3

MOST RUSHING YARDS, BRONCOS ROOKIE QBs, TEAM HISTORY

Rk.	Player	Year	Att.	Yds.	Avg.	TDs
1.	Bo Nix	2024	92	430	4.7	4
2.	Marlin Briscoe	1968	41	308	7.5	3
3.	Tim Tebow	2010	43	227	5.3	6
4.	John Elway	1983	28	146	5.2	1
5.	Mickey Slaughter	1963	29	127	4.4	1

SUTTON AMONG BRONCOS BEST WRs IN FIRST 98 GAMES

Broncos wide receiver Courtland Sutton's career numbers rank near the top of all Broncos wide receivers in their first 98 regular season career games. For his career, Sutton has totaled 379 receptions for 5,340 yards (14.1 avg.) with 32 touchdowns. His 5,340 receiving yards and 379 receptions rank third among all Broncos wideouts in that span while his 32 touchdowns are fourth best.

RECEIVING YDS., BRONCOS WRs, FIRST 98 REG. SEASON GAMES

Rk.	Player	Rec.	Yds.	Avg.	TDs
1.	Demaryius Thomas	532	7,546	14.2	52
2.	Rod Smith	429	6,336	14.8	41
3.	Courtland Sutton	379	5,340	14.1	32
4.	Steve Watson	268	4,821	18.0	28
5.	Vance Johnson	344	4,726	13.7	31

SUTTON AMONG BEST BRONCOS TO CATCH THE DEEP BALL

Since 2018, wide receiver Courtland Sutton has made 60 "big plays receiving" (receptions of 25+ yards), which is the fourth most in team history. It is also the most since wide receiver Demaryius Thomas recorded 80 during his time in Denver from 2010-18.

Additionally, Sutton's 60 "big plays receiving" rank second among active AFC players since he entered the NFL in 2018. Only Tyreek Hill (94) has recorded more such receptions in that span.


BIG PLAYS RECEIVING (25+ YARDS), TEAM HISTORY, SINCE 1994

Rk.	Player	Years	Rec.	Yds.	Avg.	TDs	25+
1.	Rod Smith	1995-2006	849	11,389	13.4	68	86
2.	Demaryius Thomas	2010-18	665	9,055	13.6	60	80
3.	Shannon Sharpe	1990-2003	675	8,439	12.5	55	61
4.	Courtland Sutton	2018-24	379	5,340	14.1	32	60
5.	Ed McCaffrey	1995-2003	462	6,200	13.4	46	53

BIG PLAYS RECEIVING (25+ YARDS), AFC, SINCE 2018

Rk.	Player	Team	Rec.	Yds.	Avg.	TDs	25+
1.	Tyreek Hill	K.C. / Mia.	662	9,322	14.1	69	94
2.	Courtland Sutton	Den.	379	5,340	14.1	32	60
3.	Travis Kelce	K.C.	697	8,251	11.8	55	59
4.	Mike Williams	LAC/NYJ/Pit.	319	5,009	15.7	32	51
5.	Ja'Marr Chase	Cin.	395	5,425	13.7	46	48

SUTTON FINDING DIFFERENT WAYS TO THE END ZONE



In the Broncos' 2024 Week 9 matchup against Baltimore, wide receiver Courtland Sutton recorded his first career passing touchdown after finding quarterback Bo Nix for a two-yard score. With that pass, he became just the third wide receiver in team history to record a passing touchdown, joining wide receivers Emmanuel Sanders and Arthur Marshall.

WIDE RECEIVERS TO PASS FOR AT LEAST ONE TOUCHDOWN, TEAM HISTORY

Player	Game	TD Pass Yds.
Courtland Sutton	at Bal. (11/3/24)	2
Emmanuel Sanders	at Ari. (10/18/18)	28
Arthur Marshall	2x, last: vs. Ind. (10/3/93)	30


SUTTON REACHES TOP-10 STATUS

Since being drafted by the Broncos in the second round (40th overall) of the 2018 NFL Draft, wide receiver Courtland Sutton has caught 379 passes in the regular season. That is the ninth most in team history and is the most since wide receiver Emmanuel Sanders caught 404 passes from 2014-19.

MOST RECEPTIONS, REG. SEASON, TEAM HISTORY

Rk.	Player	Rec.	Yds.	Avg.	TDs
1.	Rod Smith	849	11,389	13.4	68
2.	Shannon Sharpe	675	8,439	12.5	55
3.	Demaryius Thomas	665	9,055	13.6	60
4.	Lionel Taylor	543	6,872	12.7	44
5.	Ed McCaffrey	462	6,200	13.4	46
6.	Vance Johnson	415	5,695	13.7	37
7.	Emmanuel Sanders	404	5,361	13.3	28
8.	Riley Odoms	396	5,755	14.5	41
9.	Courtland Sutton	379	5,340	14.1	32
10.	Steve Watson	353	6,112	17.3	36

SUTTON FIFTH-FASTEST BRONCO TO 300 RECEPTIONS



In the 2024 season opener, wide receiver Courtland Sutton recorded four receptions for 38 yards (9.5 avg.) to help him eclipse the 300 career reception mark. Through 82 career games, Sutton produced 302 catches for 4,297 yards (14.2 avg.) with 24 scores.

He became just the fifth Bronco—and first since former Broncos wide receiver Demaryius Thomas in 2014—to reach 300 receptions in 82 games or less. Only Brandon Marshall (59 games), Thomas (62), Vance Johnson (79) and Rod Smith (80) reached that milestone faster.

FASTEST TO 300 CAREER RECEPTIONS, TEAM HISTORY

Rk.	Player	Games	Rec.	Yds.	Avg.	TDs
1.	Brandon Marshall	59	312	3,907	12.5	24
2.	Demaryius Thomas	62	305	4,700	15.4	36
3.	Vance Johnson	79	300	4,240	14.1	25
4.	Rod Smith	80	303	4,536	15.0	31
5.	Courtland Sutton	82	302	4,297	14.2	24



2025 DENVER BRONCOS WEEKLY RELEASE

MR. 5,000

Wide receiver Courtland Sutton posted 355 receptions for 5,003 yards (14.1 avg.) with 29 touchdowns through the first 93 games of his career. After recording 97 receiving yards in Week 12 versus Las Vegas in 2024, Sutton surpassed 5,000 yards for his career.

Sutton became the 11th Broncos wideout—and the first since Demaryius Thomas in 2018—to accomplish the feat. Only Thomas (67) and Rod Smith (84) hit the 5,000-yard plateau in fewer games.

FASTEST PLAYERS TO 5,000 CAREER REC. YARDS, TEAM HISTORY

Rk. Player	Games	Rec.	Yds.	Avg.	TDs
1. Demaryius Thomas	67	336	5,087	15.1	41
2. Rod Smith	84	332	5,043	15.2	33
3. Courtland Sutton	93	355	5,003	14.1	29
4. Steve Watson	102	284	5,012	17.6	31
5. Vance Johnson	107	367	5,008	13.6	32

SUTTON KEEPS ADDING TOUCHDOWNS



In 2023, wide receiver Courtland Sutton became the first Bronco since 2015 to record double-digit touchdown catches in a season after totaling 10 catches in the end zone. In his career, Sutton has totaled 32 touchdown catches in 98 regular-season games as a Bronco, which is tied for the 11th most in team history.

Additionally, he is just 1-of-5 in the NFL players to record at least eight touchdown catches in each in both 2023 and 2024.

COURTLAND SUTTON'S YEAR-BY-YEAR TOUCHDOWN TOTALS

Year	Games	TDs
2018	16	4
2019	16	6
2020	1	0
2021	17	2
2022	15	2
2023	16	10
2024	17	8
TOTAL	98	32

1K COURT

Finishing 2024 with 1,081 yards on 81 receptions (13.3 avg.) with eight scores, wide receiver Courtland Sutton eclipsed the 1,000 receiving yards in a season for the second time in his career. He was 1-of-24 players in 2024 to reach the 1,000-yard mark and became the 11th player in team history to hit that milestone multiple times.

COURTLAND SUTTON YEAR-BY-YEAR STATS

Season	Rec.	Yds.	Avg.	TDs
2018	42	704	16.8	4
2019	72	1,112	15.4	6
2020	3	66	22.0	0
2021	58	776	13.4	2
2022	64	829	13.0	2
2023	59	772	13.1	10
2024	81	1,081	13.3	8
TOTALS	379	5,340	14.1	32


SUTTON SPLASHES IN POSTSEASON DEBUT

Wide receiver Courtland Sutton caught five passes for 75 yards (15.0 avg.) in his NFL playoff debut against Buffalo. His 75 yards through the air were the fourth most by a Bronco in his playoff debut in team history and the most since tight end Julius Thomas tallied 76 yards in the 2014 NFL playoffs (vs. S.D., 1/12).

MOST RECEIVING YARDS IN POSTSEASON DEBUT, TEAM HISTORY

Rk. Player	Game (Date)	Rec.	Yds.	Avg.	TDs
1. Demaryius Thomas	vs. Pit. (1/8/12)	4	204	51.0	1
2. Vance Johnson	vs. N.E. (1/4/87)	4	89	22.3	1
3. Julius Thomas	vs. S.D. (1/12/14)	6	76	12.7	0
4. Courtland Sutton	at Buf. (1/12/25)	5	75	15.0	0
5. Jesse Myles	at Sea. (12/24/83)	7	73	10.4	1

MIMS A THREAT DEEP



Wide receiver Marvin Mims Jr. totaled 39 receptions for 503 yards (12.9 avg.) with six touchdowns in 2024, including two scores of over 50 yards. With those touchdowns, he became the first Bronco since wide receiver Emmanuel Sanders in 2015 to record multiple receiving scores of at least 50 yards in a season.

BRONCOS WITH MULTIPLE 50+ YARD TOUCHDOWN RECEPTIONS IN A SEASON, SINCE 2000

Player	Season	Rec. TDs
Emmanuel Sanders	2015	3
Marvin Mims Jr.	2024	2
Demaryius Thomas	2013	2
Eric Decker	2011	2
Brandon Marshall	2009	2
Eddie Royal	2008	2
Javon Walker	2006	2
Rod Smith	2004	2

VELE MAKES BIG INITIAL IMPRESSION



In his first 13 career regular season games, wide receiver Devaughn Vele caught 41 passes for 475 yards (11.6 avg.) with three touchdowns. His 41 receptions were the third most by a Bronco in his first 13 career contests, behind only Eddie Royal (75) and Terrell Davis (49).

MOST RECEPTIONS BY A BRONCO IN FIRST 13 GAMES, TEAM HISTORY

Rk. Player	Rec.	Yds.	Avg.	TDs
1. Eddie Royal	75	847	11.3	5
2. Terrell Davis	49	367	7.5	1
3. Devaughn Vele	41	475	11.6	3
4. Jerry Jeudy	40	636	15.9	2
5. Greg Dulcich	38	448	11.8	2
Vance Johnson	38	515	13.6	2



ENGRAM A RELIABLE TARGET



Tight end Evan Engram, who the club signed as a free agent during the 2025 offseason, joins the Broncos as one of the most efficient players at his position since entering the NFL in 2017. Totalling 496 receptions for 4,922 yards (9.9 avg.) with 25 scores, Engram has recorded the fourth-most catches among tight ends since his rookie campaign.

Additionally, his 4,922 receiving yards are fifth most among all players at his position group in that span.

MOST RECEPTIONS, SINCE 2017, NFL TEs

Rk.	Player	Rec.	Yds.	Avg.	TDs
1.	Travis Kelce	780	9,289	11.9	63
2.	George Kittle	538	7,380	13.7	45
3.	Zach Ertz	528	5,248	9.9	40
4.	Evan Engram	496	4,922	9.9	25
5.	Mark Andrews	436	5,530	12.7	51

MOST RECEIVING YARDS, SINCE 2017, NFL TEs

Rk.	Player	Rec.	Yds.	Avg.	TDs
1.	Travis Kelce	780	9,289	11.9	63
2.	George Kittle	538	7,380	13.7	45
3.	Mark Andrews	436	5,530	12.7	51
4.	Zach Ertz	528	5,248	9.9	40
5.	Evan Engram	496	4,922	9.9	25

ENGRAM GOING LONG

Tight end Evan Engram has totaled 29 receptions in his career that have gone for at least 25 yards, which is tied for the fourth most among all active tight ends since 2017. Only George Kittle, Travis Kelce and Mark Andrews have recorded more such catches in that span.

Additionally, he has recorded 2,606 yards after the catch on 496 receptions, which is the third most among all tight ends in that span.

MOST RECEPTIONS OF 25+ YARDS, SINCE 2017, ACTIVE NFL TEs

Rk.	Player	Rec.	Yds.	25+
1.	George Kittle	538	7,380	75
2.	Travis Kelce	780	9,289	68
3.	Mark Andrews	436	5,530	43
4.	Evan Engram	496	4,922	29
	David Njoku	351	3,769	29

MOST YARDS AFTER THE CATCH, SINCE 2017, NFL TEs

Rk.	Player	Rec.	Yds.	YAC
1.	Travis Kelce	780	9,289	4,014
2.	George Kittle	538	7,380	3,904
3.	Evan Engram	496	4,922	2,606
4.	Dallas Goedert	349	4,085	2,109
5.	Jonnu Smith	307	3,307	2,094

ENGRAM PAST THE STICKS

Since his rookie season, tight end Evan Engram has caught 232 passes that have gone for a first down. That is the fifth-most first down catches among tight ends in that span.

MOST RECEIVING FIRST DOWNS, SINCE 2017, NFL TEs

Rk.	Player	Rec.	Yds.	1st downs
1.	Travis Kelce	780	9,289	507
2.	George Kittle	538	7,380	337
3.	Mark Andrews	436	5,530	298
4.	Zach Ertz	528	5,248	288
5.	Evan Engram	496	4,922	232

GO-TO THIRD DOWN OPTION

Since his rookie season in 2017, tight end Evan Engram has recorded 143 receptions for 1,419 yards (9.9 avg.) with nine touchdowns on third down. That is the second most receptions among all tight ends on third down, behind only Travis Kelce.

MOST RECEPTIONS ON THIRD DOWN, SINCE 2017, NFL TEs

Rk.	Player	Rec.	Yds.	Avg.	TDs
1.	Travis Kelce	172	2,252	13.1	16
2.	Evan Engram	143	1,419	9.9	9
3.	George Kittle	132	1,642	12.4	18
4.	Zach Ertz	115	1,088	9.5	13
5.	Mark Andrews	111	1,426	12.8	16

McLAUGHLIN TURNING HEADS TO START CAREER



In his first two professional seasons, Broncos running back Jaleel McLaughlin appeared in 33 games (8 starts) and totaled 189 carries for 906 rushing yards (4.8 avg.) with two touchdowns. Among undrafted Broncos rookies in their first two seasons, McLaughlin's 906 yards on the ground ranked third.

Additionally, his 1,142 scrimmage yards were the fourth most by a Broncos undrafted rookie running back in his first two years in team annals.

MOST RUSHING YARDS, BRONCOS UNDRAFTED RBs,

FIRST TWO SEASONS

Rk.	Player	Years	Att.	Yds.	Avg.	TDs
1.	Phillip Lindsay	2018-19	416	2,048	4.9	16
2.	Selvin Young	2007-08	201	1,032	5.1	2
3.	Jaleel McLaughlin	2023-24	189	906	4.8	2
4.	C.J. Anderson	2013-14	186	887	4.8	8
5.	Mike Bell	2006-07	163	680	4.2	8

MOST SCRIMMAGE YARDS, BRONCOS UNDRAFTED RBs,

FIRST TWO SEASONS

Rk.	Player	Years	Touches	Yds.
1.	Phillip Lindsay	2018-19	486	2,485
2.	Selvin Young	2007-08	239	1,279
3.	C.J. Anderson	2013-14	220	1,211
4.	Jaleel McLaughlin	2023-24	244	1,142
5.	Mike Bell	2006-07	184	845

2025 DENVER BRONCOS WEEKLY RELEASE

BRONCOS O-LINE CREATED A 'CONTINENTAL DIVIDE'

Denver's offensive line was one of the best in the NFL in 2024 according to *Pro Football Focus*. Among all NFL teams this year, the Broncos line ranked first in pass block efficiency (90.8) while also leading the league in pressures allowed (110) and quarterback hurries allowed (80).

HIGHEST PASS BLOCKING EFFICIENCY,

2024 SEASON REG. SEASON + POSTSEASON, PRO FOOTBALL FOCUS

Rk.	Team	Eff.
1.	Denver	90.8
2.	Tampa Bay	90.1
3.	Jacksonville	88.4
4.	Buffalo	88.0
5.	Miami	87.9
	Arizona	87.9

MEINERZ EARNS FIRST ALL-PRO NOD

Guard Quinn Meinerz was named first-team All-Pro by the Associated Press for his play during the 2024 season. His first career All-Pro honors, he became the first Broncos' offensive lineman since guard Louis Vasquez in 2013 and the fifth Broncos' offensive lineman in club history to be named first-team All-Pro by the AP.

OFFENSIVE LINEMEN TO BE NAMED FIRST-TEAM ALL-PRO,

TEAM HISTORY

Player	Seasons	Years
G Quinn Meinerz	2024	1
G Louis Vasquez	2013	1
T Ryan Clady	2009, '12	2
C Tom Nalen	2000, '03	2
T Gary Zimmerman	1996	1

BOLLES PASSES THE CENTURY MARK

After his start at left tackle in Seattle in Week 1, tackle Garrett Bolles became just the sixth Bronco all-time to reach 100 career starts at offensive tackle and the first player in team annals to reach 100 starts at left tackle. Currently, he has recorded the fifth-most starts (116) among any tackle in team history.

MOST CAREER REG. SEASON STARTS AT TACKLE, TEAM HISTORY

Rk.	Player	Years	Starts
1.	Ken Lanier	1981-94	165
2.	Matt Lepsis	1998-2007	133
3.	Dave Studdard	1979-88	124
4.	Claudie Minor	1974-82	123
5.	Garrett Bolles	2017-24	116

EDGES ON LOCKDOWN

Tackles Garrett Bolles and Mike McGlinchey were two of the best at their position in 2024 in pass protection, allowing pressures on just 4.5 and 5.7 percent of pass blocking snaps respectively. According to *NextGen Stats*, Bolles' 4.5 quarterback pressure percentage allowed was the lowest among NFL tackles with at least 325 pass blocking snaps while McGlinchey's 5.7 ranked fourth.

LOWEST QB PRESSURE % ALLOWED BY NFL TACKLES, 2024 SEASON,

MIN. 325 PASS BLOCK SNAPS, PER NEXTGEN STATS

Rk.	Player	Team	QBP	QBP%
1.	Garrett Bolles	Denver	28	4.5
2.	Tristan Wirfs	Tampa Bay	28	4.7
3.	Spencer Brown	Buffalo	24	4.8
4.	Mike McGlinchey	Denver	29	5.7
5.	Terron Armstead	Miami	27	5.8

BRONCOS 'D' RECORD SETTING SEASON



In 2024, the Broncos totaled a league-high 63 sacks during the regular season, setting a new franchise record. Denver's previous franchise mark for a season was set in 1984, when the club totaled 57 sacks.

Additionally, the Broncos' six games with at least five sacks were the most in the NFL and tied for the second-most games in club annals.

MOST SACKS, 2024 SEASON

Rk.	Team	Sacks
1.	Denver	63
2.	Baltimore	54
3.	Dallas	52
4.	Minnesota	49
	Houston	49

MOST SACKS, TEAM HISTORY

Rk.	Year	Sacks
1.	2024	63
2.	1984	57
3.	2015	52
	2012	52
	1991	52

FEWER THAN 20

The Broncos allowed less than 20 points in 11 games last season, including holding the Kansas City Chiefs to no points in the season finale. Over the last five NFL seasons (2020-24), Denver has held opponents to 19 points or fewer 42 times, which is the third-most occurrences in the league in that span.

Additionally, Denver's shutout of Kansas City in Week 18 marked the club's first shutout of a division opponent since 1995 (vs. Oak., 10/16).

SINGLE GAMES SURRENDERING FEWER THAN 20 POINTS,

NFL, SINCE 2020

Rk.	Team	# of Games	W-L
1.	Pittsburgh	43	37-5-1
	Baltimore	43	35-7
3.	Denver	42	27-15
4.	San Francisco	39	34-5
5.	Kansas City	38	38-0

BRONCOS' DOMINANT 2024

Denver's defense allowed an average of 4.93 yards per play in 2024, which was the second-lowest mark among all NFL teams that season. The Broncos had most recently averaged under five yards allowed per play during the 2017 season (4.9 ypp).

YARDS PER PLAY ALLOWED, NFL TEAMS, 2024 SEASON

Rk.	Team	YPP
1.	Philadelphia	4.74
2.	Denver	4.93
3.	N.Y. Jets	4.99
4.	Houston	5.10
5.	Green Bay	5.16



BRONCOS REIN IN OPPOSING OFFENSES IN 2024

In 2024, the Broncos allowed 311 points in 17 games, averaging 18.3 points allowed per game. That was the second-best mark in the conference and third-best mark in the NFL, behind the Chargers (17.6) and Eagles (17.8).

POINTS ALLOWED PER GAME, NFL TEAMS, 2024 SEASON

Rk.	Team	Games	Points	PPG
1.	L.A. Chargers	17	301	17.7
2.	Philadelphia	17	303	17.8
3.	Denver	17	311	18.3
4.	Kansas City	17	326	19.2
5.	Minnesota	17	332	19.5

SURTAIN WINS 2024 ASSOCIATED PRESS DEFENSIVE PLAYER OF THE YEAR



Cornerback Pat Surtain II was named the top defensive player in the NFL in 2024 when he was named the Associated Press Defensive Player of the Year. He became just the seventh cornerback in league history—and first since 2019—to be named the top defensive player of the season.

Additionally, he became just the second player in team history to earn the honor, joining Pro Football Hall of Fame linebacker Randy Gradishar, who was named Defensive Player of the Year in 1978.

On the season, he started all 16 games played and totaled 45 tackles (34 solo), four interceptions (132 yds., 1 TD), 11 passes defended, one forced fumble and one fumble recovery. Additionally, he allowed the fewest passing yards (306) and second-lowest passer rating when targeted (59.1) among cornerbacks with at least 375 coverage snaps per *NextGen Stats*.

CORNERBACKS TO WIN ASSOCIATED PRESS DEFENSIVE

PLAYER OF THE YEAR, NFL HISTORY

Player	Year
Pat Surtain II	2024
Stephon Gilmore	2019
Charles Woodson ^	2009
Deion Sanders ^	1994
Rod Woodson ^	1993
Lester Hayes	1980
Mel Blount ^	1975

^Pro Football Hall of Famer

PLAYERS TO WIN ASSOCIATED PRESS DEFENSIVE

PLAYER OF THE YEAR, TEAM HISTORY

Player	Pos.	Year
Pat Surtain II	CB	2024
Randy Gradishar ^	LB	1978

^Pro Football Hall of Famer

ALL-PRO PAT



In his fourth professional season, Broncos cornerback Pat Surtain II earned his second career first-team All-Pro honors from the Associated Press. He totaled 45 tackles (34 solo), four interceptions (132 yds., 1 TD), 11 passes defended, one forced fumble and one fumble recovery.

With the selection, Surtain became just the third Broncos cornerback to earn multiple first-team All-Pro accolades in his career. He's also the third defensive player in franchise history to be named first-team All-Pro multiple times by the AP within his first four seasons.

CORNERBACKS WITH MULTIPLE FIRST-TEAM ALL-PRO

SELECTIONS, TEAM HISTORY

Player	No.	Years
Champ Bailey^	3	2004-06
Pat Surtain II	2	2022, '24
Louis Wright	2	1978-79

^Pro Football Hall of Famer

DEFENSIVE PLAYERS TO EARN MULTIPLE FIRST-TEAM ALL-PRO

HONORS, FIRST FOUR SEASONS, TEAM HISTORY

Player	Pos.	No.	Years
Pat Surtain II	CB	2	2022, '24
Steve Atwater^	S	2	1991-92
Karl Mecklenburg	LB	2	1985-86

^Pro Football Hall of Famer

PAT BACK IN ORLANDO

Cornerback Pat Surtain II earned his third Pro Bowl nod for his performance during the 2024 season, becoming the second Broncos cornerback to earn multiple Pro Bowl nods in his first four seasons. He is also the fifth corner in franchise history to be named a Pro Bowler in three consecutive seasons.

BRONCOS CORNERBACKS WITH MULTIPLE PRO BOWL

SELECTIONS IN FIRST FOUR SEASONS

Player	No.	Years
Pat Surtain II	3	2022-24
Willie Brown^	2*	1964-65

^Pro Football Hall of Famer; *AFL All-Star selections

BRONCOS CBs NAMED TO PRO BOWL IN CONSECUTIVE YEARS

Player	Years
Louis Wright	1977-79
Champ Bailey^	2004-07, '09-12
Chris Harris Jr.	2014-16
Aqib Talib	2014-17
Pat Surtain II	2022-24

^Pro Football Hall of Famer; *AFL All-Star selections

SURTAIN LOCKED UP OPPONENTS IN 2024

According to *NextGen Stats*, cornerback Pat Surtain II was one of the best in coverage in 2024. Among those at his position, he surrendered the fewest receiving yards (306) (min. 375 coverage snaps) while also allowing the second-lowest passer rating when targeted (59.1) among cornerbacks (min. 375 coverage snaps).

FEWEST REC. YDS. ALLOWED BY A CB (MIN. 375 COVERAGE SNAPS),

2024 SEASON, PER NEXTGEN STATS

Rk.	Player	Team	Rec.	Yds.
1.	Pat Surtain II	Denver	35	306
2.	Christian Benford	Buffalo	36	320
3.	D.J. Reed	N.Y. Jets	33	369
4.	Tariq Woolen	Seattle	32	381
5.	Nate Wiggins	Baltimore	32	387

LOWEST PASSER RATING ALLOWED BY A CB (MIN. 375 COV. SNAPS),

2024 SEASON, PER NEXTGEN STATS

Rk.	Player	Team	Yds.	Rtg.
1.	Derek Stingley Jr.	Houston	444	56.9
2.	Pat Surtain II	Denver	306	59.1
3.	Nate Wiggins	Baltimore	387	59.7
4.	Kamari Lassiter	Houston	423	67.2
5.	Christian Gonzalez	New England	507	69.3

STANDING 'PAT' AGAINST RECEIVERS



According to *NextGen Stats*, cornerback Pat Surtain II's 2024 season was one of the best for a coverage corner since the system first started tracking yards allowed. Surtain's 306 yards allowed when targeted this season were the second fewest any cornerback with at least 500 coverage snaps has given up since the stat was first recorded by the site in 2016.

FEWEST REC. YARDS ALLOWED IN A SEASON, NFL CBs, SINCE 2016, MIN. 500 COV. SNAPS, PER NEXTGEN STATS

Rk.	Player	Season	Team	Games	Yds.
1.	A.J. Terrell	2021	Atlanta	17	297
2.	Pat Surtain II	2024	Denver	17	306
3.	Patrick Peterson	2018	Arizona	16	313
4.	Chris Harris	2016	Denver	16	336
5.	Jalen Ramsey	2020	L.A. Rams	16	350

NO 'SURTAIN' THING ABOUT IT

In 2024, cornerback Pat Surtain II was targeted 56 times over 516 coverage snaps and allowed just 306 yards on 35 receptions, per *NextGen Stats*. Among all cornerbacks with at least 375 coverage snaps this year, Surtain averaged the lowest average EPA when targeted, recording a -0.43 mark.

LOWEST EPA/TARGET, NFL CBs, MIN. 375 COV. SNAPS,

2024 SEASON, PER NEXTGEN STATS

Rk.	Player	Team	EPA/Target
1.	Pat Surtain II	Denver	-0.43
2.	Nate Wiggins	Baltimore	-0.42
3.	Tarheeb Still	L.A. Chargers	-0.24
4.	Derek Stingley Jr.	Houston	-0.22
5.	Byron Murphy	Minnesota	-0.19

CAN'T GET PAST PAT

While being one of the best defensive backs in coverage, cornerback Pat Surtain II also showed his tackling ability in 2024, limiting opposing receivers to just 66 yards after the catch. That was the second-fewest yards after catch allowed by all NFL cornerbacks with at least 375 coverage snaps, per *NextGen Stats*.

FEWEST YARDS AFTER CATCH ALLOWED, NFL CBs, MIN. 375 COV.

SNAPS, 2024 SEASON, PER NEXTGEN STATS

Rk.	Player	Team	YAC
1.	Quinyon Mitchell	Philadelphia	64
2.	Pat Surtain II	Denver	66
3.	D.J. Reed	N.Y. Jets	72
4.	Kristian Fulton	L.A. Chargers	74
5.	Jaycee Horn	Carolina	76

SURTAIN KNOCKING IT OUT OF THE AIR

In his first four seasons in the NFL, cornerback Pat Surtain II has produced a total of 47 passes defended. In his first 66 career games (65 starts), Surtain's 47 pass breakups are tied for the second most amongst all Broncos in that span.

MOST PASSES DEF., FIRST 66 REG. SEASON GAMES, TEAM HISTORY

Rk.	Player	Years	PDs
1.	Bradley Roby	2014-17	48
2.	Pat Surtain II	2021-24	47
	Chris Harris Jr.	2011-14	47
4.	Kelly Herndon	2002-04	41
5.	Deltha O'Neal	2000-03	39

P2 SAYS NO

Totaling 47 passes defended since being drafted by Denver with the ninth overall pick of the 2021 NFL Draft, cornerback Pat Surtain II is the first Bronco since at least 1999 to record double-digit PDs in each of his first four seasons. Additionally, Surtain is the second NFL player since 2018 to accomplish the feat.

SEASONS WITH 10+ PDs, FIRST FOUR SEASONS, TEAM HISTORY

Rk.	Player	Years	No.
1.	Pat Surtain II	2021-24	4
2.	Bradley Roby	2014-15	3
3.	Kelly Herndon	2003-04	2
	Chris Harris Jr.	2013-14	2

SEASONS WITH 10+ PDs, NFL CBs, FIRST FOUR SEASONS, SINCE 2018

Player	Years	Team	No.
Pat Surtain II	2021-24	Broncos	4
Denzel Ward	2018-20	Browns	4

SURTAIN AND HUFANGA AMONG TOP-5 WITH MOST INTs AMONG DRAFT CLASS

Cornerback Pat Surtain II has recorded 11 interceptions (199 yds.), including four during the 2024 season. His 11 picks are the most by any player who was selected in the 2021 NFL Draft.

Additionally, safety Talanoa Hufanga has combined for seven interceptions (109 yds.). That is the fifth most among all players drafted in the 2021 NFL Draft.

MOST INTERCEPTIONS BY A PLAYER SELECTED IN 2021 NFL DRAFT

Rk.	Player	Team	INTs	Yds.
1.	Pat Surtain II	Den.	11	199
2.	Paulson Adebbo	N.O.	10	150
3.	Andre Cisco	Jac.	8	158
	Camryn Bynum	Min.	8	47
5.	Talanoa Hufanga	S.F.	7	109



SURTAIN AND HUFANGA TOP OF THE CLASS

Only three defensive players from the 2021 NFL Draft Class have been named first team All-Pro by the Associated Press. Cornerback Pat Surtain II has been named first team All-Pro twice in his career—earning the honor in 2022 and 2024—while safety Talanoa Hufanga was named first-team All-Pro in 2022.

DEFENSIVE PLAYERS TO BE NAMED AP FIRST-TEAM ALL-PRO,

2021 DRAFT CLASS

Player	Years	All Pros
Pat Surtain II	2	2022, '24
Micah Parsons	2	2021-22
Talanoa Hufanga	1	2022

JONES BECOMING A PLAYMAKER

In his first season with the Broncos in 2024, safety Brandon Jones solidified himself as a playmaker in the secondary, recording three interceptions and 115 tackles (79 solo). He was just 1-of-3 players in 2024 to total at least 115 tackles and three interceptions.

PLAYERS WITH 115+ TACKLES & 3 INTS, 2024 SEASON

Player	Team	Tackles	INTs
Nick Cross	Indianapolis	145	3
Xavier Woods	Carolina	119	3
Brandon Jones	Denver	115	3

JONES AMONG BRONCOS GREATS

Safety Brandon Jones totaled 115 tackles (79 solo) during his first season in Denver in 2024, becoming just the sixth Broncos safety since 1990 to record at least 100 tackles and three interceptions. He also became the first player at his position to do so since Pro Football Hall of Fame safety Steve Atwater in 1995.

BRONCOS SAFETIES WITH 100+ TACKLES & 3 INTS, SINCE 1990

Player	Season	Tackles	INTs
Brandon Jones	2024	115	3
Steve Atwater	1995	103	3
Tyrone Braxton	1993	111	3
Dennis Smith	1992	120	4
Steve Atwater	1991	150	5
Dennis Smith	1991	110	5

LOCKE CLIMBING THE CHARTS

Entering his sixth season in the NFL, safety P.J. Locke has recorded 138 tackles (91 solo), four sacks (44 yds.), one interception (14 yds.), eight passes defended and four forced fumbles in his career. His four sacks are the 10th most by a Broncos safety in team history.

MOST SACKS, BRONCOS SAFETIES, TEAM HISTORY

Rk.	Player	Years	Sacks
1.	Dennis Smith	1981-94	15
2.	Randy Robbins	1984-91	8
3.	John Lynch	2004-07	7
4.	Eric Brown	1998-2001	5.5
5.	Steve Atwater	1989-98	5
	Brian Dawkins	2009-11	5
	Kenoy Kennedy	2000-04	5
	T.J. Ward	2014-16	5
9.	Justin Simmons	2016-23	4.5
10.	P.J. Locke	2020-24	4

McMILLIAN NOT AFRAID TO MIX IT UP



In his first three seasons, cornerback Ja'Quan McMillian has recorded 138 tackles (104 solo), three sacks (29 yds.), four interceptions (58 yds., 1 TD), 14 passes defended, three forced fumbles, two fumble recoveries and 11 tackles for loss. His 11 tackles for loss are the third most by a Broncos cornerback in team history, behind only Chris Harris Jr. (23) and Champ Bailey (13).

MOST TFLs BY A CB, TEAM HISTORY

Player	Years	TFLs
Chris Harris Jr.	2011-19	23
Champ Bailey	2004-13	13
Ja'Quan McMillian	2022-24	11
Bradley Roby	2014-18	8
Aqib Talib	2014-17	5

McMILLIAN AN UNDRAFTED GEM

In his first 34 career games, cornerback Ja'Quan McMillian has totaled 138 tackles. That is the second most by a Broncos undrafted defensive back in that span, behind only cornerback Chris Harris Jr. (146).

MOST TACKLES BY A BRONCOS UNDRAFTED DB, FIRST 34 GAMES

Rk.	Player	Seasons	Tackles
1.	Chris Harris Jr.	2011-13	146
2.	Ja'Quan McMillian	2022-24	138
3.	Kelly Herndon	2002-04	94
4.	Lenny Walls	2002-04	80
5.	Duke Ihenacho	2012-13	75

ALL-PRO ALLEN



Defensive lineman Zach Allen earned his first All-Pro honors from the Associated Press in 2024 after being named to the second team. He became the eighth defensive lineman in team history to be named All-Pro from the AP (since 1974) and the first since defensive tackle Trevor Pryce in 2001.

DEFENSIVE LINEMEN NAMED TO AP ALL-PRO TEAM, TEAM HISTORY,

SINCE 1974

Player	Honors	Seasons
Zach Allen	1	2024
Trevor Pryce	2	1999, 2001
Alfred Williams	1	1996
Greg Kragen	1	1992
Rulon Jones	2	1985-86
Lyle Alzado	2	1977-78
Paul Smith	1	1973
Rich Jackson	1	1970

UNDER PRESSURE

In 16 games last year, defensive lineman Zach Allen totaled 67 quarterback pressures, according to *NextGen Stats*. That was the 10th most in the entire NFL and was the most by any interior defensive lineman.

MOST QB PRESSURES BY NFL DL, 2024 SEASON,

PER NEXTGEN STATS

Rk.	Player	Team	Pressures
1.	Zach Allen	Denver	67
2.	Chris Jones	Kansas City	61
3.	Osa Odighizuwa	Dallas	54
4.	Leonard Williams	Seattle	50
5.	Quinnen Williams	N.Y. Jets	49

ZACH ATTACK

Defensive lineman Zach Allen has appeared in 78 regular-season games (68 starts) since entering the NFL. He has recorded 259 tackles (138 solo), 25.0 sacks (154.5 yds.), one interception (25 yds.), 17 passes defended, one forced fumble and three fumble recoveries in his career.

Among active interior defensive linemen since the start of 2020, Allen is 1-of-6 players to accumulate totals at least 25 sacks and 15 PDs.

ACTIVE DLs W/ AT LEAST 25 SACKS & 15 PDS, SINCE 2020

Rk.	Player	Team	Sacks	Yds.	PDs
1.	Chris Jones	K.C.	47.5	293.5	17
2.	DeForest Buckner	Ind.	39.0	272.0	17
3.	Cameron Heyward	Pit.	34.5	232.5	28
4.	Jeffery Simmons	Ten.	29.5	225.5	23
5.	Zach Allen	Ari. / Den.	25.0	154.5	17
6.	Daron Payne	Was.	27	181.5	15

'ALLEN' A DAY'S WORK

In 2024, defensive lineman Zach Allen tied for the fourth-most sacks (8.5) among all interior defensive linemen, including recording a career-high 3.5 sacks in Week 17 against Cincinnati. Additionally, Allen totaled 3.5 sacks when double teamed by opposing offenses last year, which was the third most among all defensive linemen in the NFL.

MOST SACKS BY AN INTERIOR DEF. LINEMAN, 2024 SEASON,

PER NEXTGEN STATS

Rk.	Player	Team	Sacks
1.	Leonard Williams	Seattle	11.0
2.	Zach Sieler	Miami	10.0
3.	Dexter Lawrence	N.Y. Giants	9.0
4.	Zach Allen	Denver	8.5
	Braden Fiske	L.A. Rams	8.5

JOINING THE ELITE

In 2024, defensive lineman Zach Allen led the NFL with 40 quarterback hits, becoming just the fifth player since 2006 to reach that number. Only J.J. Watt (four times), T.J. Watt, Nick Bosa and Aaron Donald have reached 40 quarterback hits in a single season in that span.

PLAYERS WITH AT LEAST 40 QB HITS IN A SEASON, SINCE 2006

Player	# of Seasons
J.J. Watt	4
T.J. Watt	1
Nick Bosa	1
Aaron Donald	1
Zach Allen	1

CAN'T STOP ZACH

In 16 games played in 2024, defensive lineman Zach Allen was one of the most disruptive players along the interior defensive line in the NFL. According to *Pro Football Focus*, Allen earned an 11.5 pass rush win percentage, which was the fourth highest among interior NFL defensive linemen with at least 500 pass rush snaps.

PASS RUSH WIN PERCENTAGE, INTERIOR DEFENSIVE LINEMEN, MIN. 500 PASS RUSH SNAPS, 2024 SEASON, PER PRO FOOTBALL FOCUS

Rk.	Player	Team	Win %
1.	Chris Jones	Kansas City	18.1
2.	Osa Odighizuwa	Dallas	15.1
3.	Jalen Carter	Philadelphia	12.2
4.	Zach Allen	Denver	11.5
5.	Nnamdi Madubuike	Baltimore	11.1

FORCE IN THE BACKFIELD

With two tackles for loss in the 2024 Week 17 matchup against Cincinnati, defensive lineman Zach Allen increased his season total to 15 tackles for loss. That was the most by any Broncos defensive lineman in a season since the stat was first tracked in 2008.

MOST TACKLES FOR LOSS IN A SEASON,

BRONCOS DEFENSIVE LINEMEN, SINCE 2008

Rk.	Player	Season	TFLs
1.	Zach Allen	2024	15
2.	Elvis Dumervil	2009	14
3.	Malik Jackson	2013	11
4.	Elvis Dumervil	2011	10
	Jason Hunter	2010	10

FRANKLIN-MYERS UPPING THE PRESSURE

Denver's interior defensive line was among the league's best in 2024 in providing pressure on opposing quarterbacks. Within that room, defensive end John Franklin-Myers (12.6%) had the highest quarterback pressure percentage and defensive lineman Zach Allen (11.3%) had the fifth-highest mark among interior defensive linemen with at least 475 snaps, per *NextGen Stats*.

HIGHEST QB PRESSURE % BY INTERIOR DL,

MIN. 475 DEFENSIVE SNAPS, 2024 SEASON, PER NEXTGEN STATS

Rk.	Player	Team	QBP	QBP%
1.	John Franklin-Myers	Denver	44	12.6
2.	Chris Jones	Kansas City	61	12.0
	Quinnen Williams	N.Y. Jets	49	12.0
4.	DeForest Buckner	Indianapolis	37	11.7
5.	Zach Allen	Denver	67	11.3

D-LINE PUTTING A STOP TO THE RUN

In 2024, the Broncos defensive line featured some of the best players at their position at stifling the rushing attack of the opposing team. Per *NextGen Stats*, defensive lineman Zach Allen and defensive tackle Malcolm Roach (6.5) were tied for the second-highest stuff percentage among defensive linemen with at least 150 defensive snaps while defensive tackle D.J. Jones (6.0) ranked fifth.

HIGHEST RUN STUFF %, NFL DLs, MIN. 150 DEF. SNAPS,

PER NEXTGEN STATS

Rk.	Player	Team	Stuffs	Stuff%
1.	Grover Stewart	Indianapolis	23	6.7
2.	Zach Allen	Denver	20	6.5
	Malcolm Roach	Denver	13	6.5
4.	Travis Jones	Baltimore	12	6.1
5.	D.J. Jones	Denver	12	6.0



GREENLAW A POSTSEASON STAPLE



From 2022-23, inside linebacker Dre Greenlaw totaled 291 tackles (183 solo) and 13 passes defended in the regular season and postseason combined. He is just 1-of-9 players to record at least 290 tackles and double-digit passes defended in that span.

PLAYERS WITH 290+ TACKLES, 10+ PDs, REG. SEASON + POSTSEASON, 2022-23

Player	Teams	Tackles	PDs
Foye Oluokun	Jac.	384	11
Roquan Smith	Chi./Bal.	358	14
Zaire Franklin	Ind.	345	12
T.J. Edwards	Phi./Chi.	325	15
Fred Warner	S.F.	318	23
C.J. Mosley	NYJ	310	14
Bobby Okereke	Ind./NYG	298	15
Dre Greenlaw	S.F.	291	13
Lavonte David	T.B.	290	10

GREENLAW A POSTSEASON STAPLE

Since his first postseason appearance in 2019, inside linebacker Dre Greenlaw has tallied 72 tackles in the playoffs. Among all NFL players, that is the fifth-most takedowns in that span, behind only Fred Warner (97), Nick Bolton (81), L'Jarius Sneed (75) and Matt Milano (73).

MOST TACKLES IN THE POSTSEASON, SINCE 2019

Rk.	Player	Teams	Tackles
1.	Fred Warner	S.F.	97
2.	Nick Bolton	K.C.	81
3.	L'Jarius Sneed	K.C./Ten.	75
4.	Matt Milano	Buf.	73
5.	Dre Greenlaw	S.F.	72

SINGLETON A TACKLING MACHINE

From 2020-23, inside linebacker Alex Singleton appeared in 66 games (47 starts) and totaled 571 tackles (345 solo). Singleton's 571 tackles in that span ranked fourth in the NFL.

Singleton was 1-of-9 players to record 100 or more tackles in each of those four seasons, including a single-season career high 175 in 2023.



MOST DEFENSIVE TACKLES, 2020-23

Rk.	Player	Team	Tkls
1.	Foye Oluokun	Atl. / Jac.	666
2.	Bobby Wagner	Sea. / LAR	631
3.	Roquan Smith	Chi. / Bal.	629
4.	Alex Singleton	Phi. / Den.	571
5.	Fred Warner	S.F.	524

SINGLETON ECLIPSES BRONCOS' SINGLE-SEASON

TACKLE RECORD

In 2023, inside linebacker Alex Singleton recorded 175 tackles (105 solo), setting a new franchise mark for most tackles in a season since at least 1991 (according to press box stats). The previous mark was set by linebacker Michael Brooks (170) in 1992.

BRONCOS MOST TACKLES, SINGLE SEASONS, SINCE AT LEAST 1991

Rk.	Player	Year	Solo	Asst.	Total
1.	Alex Singleton	2023	105	70	175
2.	Michael Brooks	1992	109	61	170
3.	Michael Brooks	1991	96	57	153
4.	Alex Singleton	2022	92	60	152
5.	Steve Atwater	1992	73	78	151

COOPER: MOST SACKS OF ANY SEVENTH-ROUND

DRAFT PICK SINCE 2019



Outside linebacker Jonathon Cooper, who was selected by the Broncos in the seventh round (239th overall) of the 2021 NFL Draft, has accumulated 23.5 sacks (151.0 yds.) in 64 career games played (48 starts). During the 2024 regular season, Cooper recorded 10.5 sacks (50.5 yds.), eclipsing the double-digit sack mark for the first time in his career.

Among players selected in the seventh round of an NFL Draft since 2019, Cooper's 23.5 sacks are the most.

MOST SACKS BY A PLAYER SELECTED IN THE SEVENTH ROUND

OF AN NFL DRAFT, SINCE 2019

Rk.	Player	Draft Yr.	Rd. (Pick)	Sacks
1.	Jonathon Cooper	2021	7 (239)	23.5
2.	Kaden Elliss	2019	7 (244)	17.0
3.	Casey Toohill	2020	7 (233)	8.0
4.	James Smith-Williams	2020	7 (229)	8.0
5.	Kamren Curl	2020	7 (216)	6.0

COOPER A SEVENTH-ROUND STEAL

Signed by the Broncos to a four-year extension during the 2024 season, outside linebacker Jonathon Cooper has accumulated 23.5 sacks (151.0 yds.) since entering the NFL in 2021. His 23.5 career sacks are the third most by a player in a Broncos uniform who was selected in the seventh round or later of an NFL Draft.

MOST CAREER SACKS, PLAYERS SELECTED IN THE SEVENTH ROUND OR LATER, TEAM HISTORY

Rk.	Player	Yr. Drafted	Rd. (Pick)	Sacks	Yds.
1.	Karl Mecklenburg	1983	12 (310)	79.0	179.0
2.	Maa Tanuvasa	1993	13 (209)	33.0	195.0
3.	Jonathon Cooper	2021	7 (239)	23.5	151.0
4.	Shelby Harris	2014	7 (235)	21.5	138.5
5.	Ken Woodard	1982	10 (274)	11.0	N/A



2025 DENVER BRONCOS WEEKLY RELEASE

JOINING ELITE COMPANY

Since the start of the 2023 season, outside linebacker Jonathon Cooper has totaled 128 tackles (76 solo) and 19.0 sacks (116.0 yds.) in 34 games played. He is just 1-of-5 players in the NFL to record at least 120 tackles and 19 sacks in that span, joining defensive end Maxx Crosby, defensive end Danielle Hunter, linebacker Harold Landry III and outside linebacker T.J. Watt.

PLAYERS WITH 19+ SACKS, 120+ TACKLES, SINCE 2023

Player	Team	Sacks	Tackles
Harold Landry III	Tennessee	19.5	141
Maxx Crosby	Las Vegas	22.0	135
Danielle Hunter	Houston	28.5	129
T.J. Watt	Pittsburgh	30.5	129
Jonathon Cooper	Denver	19.0	128

BONITTO NAMED ALL-PRO FOR FIRST TIME



Earning his first Pro Bowl honors in 2024, outside linebacker Nik Bonitto was also named second-team All-Pro by the Associated Press for the first time in his career last year. He became the sixth Bronco to be honored as an edge rusher since the AP first started naming All-Pros.

BRONCOS EDGE RUSHERS NAMED ALL-PRO BY AP, TEAM HISTORY, SINCE 1974

Player	No.	Years
Nik Bonitto	1	2024
Von Miller	6	2012, '14-18
Elvis Dumervil	1	2009
John Mobley	1	1997
Bob Swenson	1	1981
Tom Jackson	2	1977-78

CASA BONITTO TO THE PRO BOWL

In his third season, outside linebacker Nik Bonitto was named to his first career Pro Bowl after totaling 48 tackles (33 solo), a team-high 13.5 sacks (88.5 yds.), one interception (71 yds., 1 TD), four passes defended, two forced fumbles and one fumble recovery (50 yds., 1 TD).

He became the seventh linebacker in team history to be named to the Pro Bowl within his first three seasons and the first to do so since Bradley Chubb in 2020.

BRONCOS LINEBACKERS WITH AT LEAST ONE PRO BOWL

SELECTION IN FIRST THREE SEASONS

Player	No.	Years
Von Miller	2	2011-12
Nik Bonitto	1	2024
Bradley Chubb	1	2020
Ian Gold	1	2001
Al Wilson	1	2001
Karl Mecklenburg	1	1985
Randy Gradishar^	1	1975

^Pro Football Hall of Famer

CAN'T STOP NIK

In 2024, outside linebacker Nik Bonitto recorded a team-high 13.5 sacks (88.5 yds.) along with 48 tackles (33 solo) and four passes defended. His 13.5 sacks last year were the third most among all NFL players while his 88.5 sack yards were the seventh most.

MOST SACKS IN NFL, 2024 SEASON

Rk.	Player	Team	Sacks	Sack Yds.
1.	Trey Hendrickson	Cincinnati	17.5	125.5
2.	Myles Garrett	Cleveland	14.0	92.0
3.	Nik Bonitto	Denver	13.5	88.5
4.	Kyle Van Noy	Baltimore	12.5	83.5
5.	Jonathan Greenard	Minnesota	12.0	110.0
	Danielle Hunter	Houston	12.0	93.5
	Micah Parsons	Dallas	12.0	83.0

BRONCOS W/ IMMENSE SUCCESS IN PUNT RETURN GAME

In 2024, Denver returned 26 punts for 408 yards and posted the league's best punt return average (15.7). The 15.7 yards per punt return mark was also the second highest by a Broncos team in a single season in team history.

HIGHEST PUNT RETURN AVERAGE, 2024

Rk.	Team	Returns	Yds.	Avg.
1.	Denver	26	408	15.7
2.	New England	30	427	14.2
3.	Detroit	37	479	12.9
4.	Chicago	24	304	12.7
5.	New Orleans	24	301	12.5

HIGHEST PUNT RETURN AVERAGE, SINGLE SEASONS, TEAM HISTORY

Rk.	Season	Returns	Yds.	Avg.
1.	2023	20	326	16.3
2.	2024	26	408	15.7
3.	1982	21	305	14.5
4.	1997	41	544	13.5
5.	1967	26	351	13.5

SPECIAL TEAMS SETTING UP GOOD FIELD POSITION

Last season, the Broncos special teams was one of the best units in the NFL in helping set up both sides of the ball with good field position. With the special teams' help, Denver's offense had the second-best average starting field position (32.5) in the league while the defense had the third-best starting field position (27.9).

BEST OFFENSIVE STARTING FIELD POSITION, 2024

Rk.	Team	Field Pos.
1.	Buffalo	33.4
2.	Denver	32.5
3.	Green Bay	32.0
4.	Pittsburgh	31.9
5.	Houston	31.8

BEST DEFENSIVE STARTING FIELD POSITION, 2024

Rk.	Team	Field Pos.
1.	New Orleans	27.2
2.	Houston	27.7
3.	Denver	27.9
4.	L.A. Rams	28.4
5.	Buffalo	28.7



'MARVELOUS' MARV AN ALL-PRO AGAIN



In his second season in the NFL, wide receiver Marvin Mims Jr. earned his second All-Pro honor by the Associated Press as a returner. He became the fourth Bronco in team history to be named an All-Pro by the AP as a returner and the first Bronco since wide receiver Rick Upchurch to be named an All-Pro as a returner in consecutive seasons.

Additionally, Mims became just the second player in team history to be named All-Pro by the AP in each of his first two NFL seasons, joining tackle Ryan Clady (2008-09).


AP ALL-PROS AS RETURNERS, TEAM HISTORY

Player	No.	Years
Rick Upchurch	5	1976-79, 82
Marvin Mims Jr.	2	2023-24
Darrien Gordon	1	1997
Glyn Milburn	1	1995

BRONCOS NAMED AP ALL-PRO IN EACH OF FIRST TWO SEASONS

Player	Pos.	Years
Marvin Mims Jr.	Ret.	2023-24
Ryan Clady	T	2008-09

MIMS BACK IN ORLANDO



Selected by the Broncos in the second round (63rd overall) of the 2023 NFL Draft, wide receiver Marvin Mims Jr. posted impressive numbers as a returner in his second season in the NFL. He totaled 26 punt returns for 408 yards (15.7 avg.) and seven kickoff returns for 194 yards (27.7 avg.).

Mims' efforts in 2024 earned him his second consecutive Pro Bowl selection. He became the third Bronco to receive a Pro Bowl nod as a return specialist and the second player in team history to be named to the Pro Bowl in each of his first two seasons.

BRONCOS NAMED TO PRO BOWL IN EACH OF THEIR FIRST TWO SEASONS

Player	Pos.	Years
Marvin Mims Jr.	Ret.	2023-24
Von Miller	OLB	2011-12

BRONCOS RETURN SPECIALISTS NAMED TO THE PRO BOWL

Player	No.	Years
Rick Upchurch	3	1977-78, '82
Marvin Mims Jr.	2	2023-24
Glyn Milburn	1	1995

MIMS SHOWS EXPLOSIVENESS ON RETURNS

Since his rookie campaign in 2023, wide receiver Marvin Mims Jr. has been one of the best kick returners in the NFL, averaging 16.0 yards per punt return and 26.9 yards per kickoff return. His 16.0 yards per punt return is the highest in team history among players with at least 10 returns while his 26.9 kickoff return average is tied for the second highest among Broncos with at least 15 returns.

HIGHEST PUNT RETURN AVERAGE,

TEAM HISTORY (MIN. 10 RETURNS)

Rk.	Player	Returns	Yds.	Avg.
1.	Marvin Mims Jr.	45	720	16.0
2.	Darrien Gordon	74	922	12.5
3.	Rod Smith	53	647	12.2
4.	Rick Upchurch	248	3,008	12.1
5.	Charley Mitchell	21	251	12.0

HIGHEST KICKOFF RETURN AVERAGE,

TEAM HISTORY (MIN. 15 RETURNS)

Rk.	Player	Returns	Yds.	Avg.
1.	Trindon Holliday	39	1,133	29.1
2.	Marvin Mims Jr.	22	591	26.9
	Quan Cosby	17	457	26.9
4.	Goldie Sellers	25	661	26.4
5.	Kevin Kasper	29	765	26.4

MIMS A PUNT RETURN WEAPON



Wide receiver Marvin Mims Jr. has been one of the best returners in the NFL since entering the league in 2023. In 2024, he returned a total of 26 punts for a league high 408 yards (15.7 avg.).

Mims' 15.7 punt return average led the NFL last year, making it the first time in franchise history a player led the league in that category since 1982 (Rick Upchurch, 16.1).

Additionally, he has totaled 720 punt return yards in his first two seasons, which is the fourth most by a Bronco in his first two years in team history.

HIGHEST PUNT RETURN AVG., 2024 SEASON

Rk.	Player	Team	Returns	Yds.	Avg.
1.	Marvin Mims Jr.	Denver	26	408	15.7
2.	Marcus Jones	New England	26	386	14.8
3.	Kalif Raymond	Detroit	30	413	13.8
4.	Brandon Codrington	Buffalo	27	313	11.6
5.	Calvin Austin	Pittsburgh	28	289	10.3

MOST PUNT RETURN YARDS IN FIRST TWO SEASONS, TEAM HISTORY

Rk.	Player	Returns	Yds.	Avg.
1.	Rick Upchurch	66	848	12.8
2.	Glyn Milburn	81	804	9.9
3.	Deltha O'Neal	65	759	11.7
4.	Marvin Mims Jr.	45	720	16.0
5.	Rod Smith	48	521	10.9

2025 DENVER BRONCOS WEEKLY RELEASE

LUTZ LIGHTING UP THE SCOREBOARD

Broncos kicker Wil Lutz has appeared in 131 career regular-season games, making 226-of-263 field goals (85.9%) and 361-of-370 extra points (97.6%). For his career, Lutz has totaled 1,039 kicking points, which ranks second among kickers since 2016.

MOST KICKING POINTS, REG. SEASON, SINCE 2016

Rk.	Player	FGM	FGA	XPM	XPA	Pts.
1.	Justin Tucker	287	320	385	393	1,246
2.	Wil Lutz	226	263	361	370	1,039
3.	Chris Boswell	243	277	285	299	1,014
4.	Greg Zuerlein	245	292	275	290	1,010
5.	Jason Myers	230	269	318	341	1,008

THROUGH THE UPRIGHTS

Since entering the NFL in 2016, kicker Wil Lutz has made 226-of-263 field goals (.859), including 61-of-68 (.897) as a Bronco since 2023. Among all kickers, his 226 field goals since 2016 are the sixth most.

MOST FIELD GOALS MADE, SINCE 2016

Rk.	Player	FGM	FGA	Pct.
1.	Justin Tucker	287	320	.897
2.	Greg Zuerlein	245	292	.839
3.	Chris Boswell	243	277	.877
4.	Brandon McManus	234	284	.824
5.	Jason Myers	230	269	.855
6.	Wil Lutz	226	263	.859

LUTZ IN THE HISTORY BOOKS

After making one field goal at the end of the first half in Week 18 of 2024 against Kansas City, kicker Wil Lutz tied Broncos Ring of Fame kicker Jason Elam for the most field goals made in a season in team history with 31. Additionally, his 139 points in 2024 were the second most points scored in a season in club annals.



MOST FIELD GOALS MADE IN A SEASON, TEAM HISTORY

Rk.	Player	Season	FGM	FGA	Pct.
1.	Wil Lutz	2024	31	34	.912
	Jason Elam	2001	31	36	.861
	Jason Elam	1995	31	38	.816
4.	Wil Lutz	2023	30	34	.882
	Brandon McManus	2015	30	35	.857
	Matt Prater	2009	30	35	.857
	Jason Elam	1994	30	37	.811

LUTZ TURNS SIX INTO SEVEN

For his career, Broncos kicker Wil Lutz has made 361-of-370 extra points (97.6%). Among kickers since 2016, Lutz's 97.6 percent success rate ranks second.

HIGHEST EXTRA POINT PERCENTAGE, SINCE 2016

Rk.	Player	XPM	XPA	Pct.
1.	Justin Tucker	385	393	.980
2.	Wil Lutz	361	370	.976
3.	Brandon McManus	266	274	.971
4.	Jason Sanders	259	268	.966
5.	Tyler Bass	264	274	.964

REACHING 1,000

Connecting on two field goals and five PATs in Week 13 of 2024 against Cleveland, kicker Wil Lutz reached the 1,000 career point mark in his 127th game. He became the fifth-fastest player in league history to reach that milestone.

FASTEST PLAYERS TO REACH 1,000 POINTS SCORED, NFL HISTORY

Rk.	Player	Games	FGM	FGA	XPM	XPA	Pts.
1.	Justin Tucker	118	250	276	258	259	1,008
2.	Stephen Gostkowski	119	204	239	397	398	1,009
3.	Mason Crosby	124	205	258	390	393	1,005
4.	Mike Vanderjagt	126	219	250	347	349	1,004
5.	Wil Lutz	127	221	258	346	355	1,009

LUTZ REACHES 200 FIELD GOALS MADE



In Week 2 of 2024 against Pittsburgh, kicker Wil Lutz went 2-of-2 and eclipsed the 200 career field goals made mark in just his 116th game. He tied kickers Dan Bailey and Robbie Gould as the ninth-fastest kicker in NFL history to reach that mark.

FASTEST PLAYERS TO REACH 200 FIELD GOALS MADE

Rk.	Player	GP	FGM	FGA	Pct.
1.	Justin Tucker	95	200	222	90.1
2.	Harrison Butker	109	201	225	89.3
3.	Daniel Carlson	111	201	231	95.7
4.	Dustin Hopkins	114	202	238	84.9
5.	Dan Carpenter	115	202	239	84.5
	Chris Boswell	115	200	232	86.2
	Graham Gano	115	200	247	81.0
	Mike Vanderjagt	115	200	230	87.0
9.	Wil Lutz	116	200	234	97.2
	Dan Bailey	116	200	228	87.7
	Robbie Gould	116	200	234	85.5

LUTZ WITH EIGHT SEASONS OF 100+ POINTS

Since making his NFL debut with New Orleans in 2016, kicker Wil Lutz has posted eight seasons in which he has totaled 100 or more kicking points. Among kickers in that span, Lutz's eight such campaigns are the second most in the NFL.

MOST SEASONS WITH 100+ KICKING POINTS, SINCE 2016

Rk.	Player	Team	No.
1.	Justin Tucker	Bal.	9
2.	Wil Lutz	N.O. / Den.	8
3.	Greg Zuerlein	LAR / Dal. / NYJ	7
	Matt Prater	Det. / Ari.	7
	Jake Elliott	Phi.	7
	Jason Myers	Jac. / NYJ. / Sea.	7