




# DENVER BRONCOS WEEKLY RELEASE

3 World Championships • 8 Super Bowls • 10 AFC Title Games • 15 AFC West Titles • 22 Playoff Berths • 29 Winning Seasons

## REGULAR SEASON WEEK 12

### Denver Broncos (6-5) at Las Vegas Raiders (2-8)

**Date:** Sunday, Nov. 24, 2024  
**Time:** 1:05 p.m. PST  
**Stadium:** Allegiant Stadium  
**Location:** Las Vegas



### BROADCAST INFORMATION

#### TELEVISION



**Play-by-Play:** Kevin Harlan  
**Analyst:** Trent Green  
**Sideline:** Melanie Collins

#### NATIONAL RADIO



**Play-by-Play:** Steve Levy  
**Analyst:** Max Starks

#### LOCAL RADIO



**Play-by-Play:** Dave Logan  
**Analyst:** Rick Lewis  
**Sideline:** Susie Wargin

### MATCHUP PREVIEW

The **Denver Broncos (6-5)** head out west as they wrap up their season series against the **Las Vegas Raiders (2-8)** on Sunday at Allegiant Stadium at 1:05 p.m. PST. The last time the two teams met earlier this season, the Broncos came away with the 34-18 win in Denver.



The Broncos can sweep the season series against the Raiders for the first time since the 2014 season, when Denver went 6-0 against all AFC West opponents.

### 2024 DENVER BRONCOS SCHEDULE

#### PRESEASON (3-0)

Wk.	Day	Date	Opponent	Site	Time/Result	TV/Rec.
1	Sun.	Aug. 11	at Indianapolis	Lucas Oil Stadium	W, 34-30	1-0
2	Sun.	Aug. 18	GREEN BAY	Empower Field at Mile High	W, 27-2	2-0
3	Sun.	Aug. 25	ARIZONA	Empower Field at Mile High	W, 38-12	3-0

#### REGULAR SEASON (6-5)

Wk.	Day	Date	Opponent	Site	Time/Result	TV/Rec.
1	Sun.	Sept. 8	at Seattle	Lumen Field	L, 20-26	0-1
2	Sun.	Sept. 15	PITTSBURGH	Empower Field at Mile High	L, 6-13	0-2
3	Sun.	Sept. 22	at Tampa Bay	Raymond James Stadium	W, 26-7	1-2
4	Sun.	Sept. 29	at N.Y. Jets	MetLife Stadium	W, 10-9	2-2
5	Sun.	Oct. 6	LAS VEGAS	Empower Field at Mile High	W, 34-18	3-2
6	Sun.	Oct. 13	L.A. CHARGERS	Empower Field at Mile High	L, 16-23	3-3
7	Thurs.	Oct. 17	at New Orleans	Caesars Superdome	W, 33-10	4-3
8	Sun.	Oct. 27	CAROLINA	Empower Field at Mile High	W, 28-14	5-3
9	Sun.	Nov. 3	at Baltimore	M&T Bank Stadium	L, 10-41	5-4
10	Sun.	Nov. 10	at Kansas City	GEHA Field at Arrowhead Stadium	L, 14-16	5-5
11	Sun.	Nov. 17	ATLANTA	Empower Field at Mile High	W, 38-6	6-5
12	Sun.	Nov. 24	at Las Vegas	Allegiant Stadium	1:05 p.m. PST	CBS
13	Mon.	Dec. 2	CLEVELAND	Empower Field at Mile High	6:15 p.m. MST	ESPN
14				BYE		
15	Sun.	Dec. 15	INDIANAPOLIS	Empower Field at Mile High	2:25 p.m. MST	CBS
16	Sun.	Dec. 22	at L.A. Chargers	SoFi Stadium	1:05 p.m. PST	FOX
17	Sat./Sun.	Dec. 28/29	at Cincinnati	Paycor Stadium	TBD	TBD
18	Sat./Sun.	Jan. 4/5	KANSAS CITY	Empower Field at Mile High	TBD	TBD

### QUICK HITS

Linebacker **Randy Gradishar** became the fourth defensive player in team history who spent at least four seasons with the team to be enshrined into the Pro Football Hall of Fame in 2024. **See Page 7**

Head Coach **Sean Payton** has recorded the fifth-most regular-season wins (166) among all active NFL head coaches. **See Page 10**

Quarterback **Bo Nix** has the fourth-highest passer rating (106.3) among quarterbacks with at least 145 passing attempts since Week 5. **See Page 11**

Wide receiver **Courtland Sutton** produced the third-most receiving yards (370) in the NFL the previous four games. **See Page 14**

Tackle **Garett Bolles** has allowed this second-lowest quarterback pressure percentage (5.1) among all NFL tackles (min. 300 snaps) per *NextGen Stats*. **See Page 16**

Denver has allowed less than 20 points in 39 games since 2020, which is tied for the second most such games in the NFL in that span. **See Page 17**

Cornerback **Pat Surtain II** has followed some of the best receivers in the NFL this year, allowing just 10 receptions and 103 yards on 118 routes, per *NextGen Stats*. **See Page 19**

This season, defensive end **Zach Allen** is tied for the second-most quarterback pressures (52) among all NFL players and third-best run stop % (11.9) among NFL defensive linemen. **See Pages 20-21**

Outside linebacker **Nik Bonitto** has totaled nine sacks so far this year—which is tied for the second-most in the NFL—and has the fifth-fastest average get-off (0.76) among NFL edge players. **See Page 22**

### BRONCOS PUBLIC RELATIONS STAFF

Patrick Smyth - Chief Communications Officer • Erich Schubert - Vice President of Communications & Content • Megan Boyle - Sr. Manager of Strategic Communications  
Tyler Gorse - Sr. Coordinator of Football Communications • Emma Levine - Communications Assistant



# DENVER BRONCOS WEEKLY RELEASE

## BRONCOS/RAIDERS TEAM COMPARISON



NFL Top 10  
NFL Bottom 10



5-5

2-8

### GENERAL

0 (T-16th)	TURNOVER MARGIN (RK)	-15 (32nd)
29:16 (22nd)	TIME OF POSSESSION AVG. (RK)	28:49 (25th)

### OFFENSE

312.5 (23rd)	NET YARDS PER GAME (RK)	285.0 (30th)
5.11 (21st)	YARDS PER PLAY (RK)	4.67 (29th)
21.4 (20th)	POINTS PER GAME (RK)	18.7 (T-24th)
116.0 (20th)	NET RUSHING YPG (RK)	75.2 (32nd)
196.5 (25th)	NET PASSING YPG (RK)	209.8 (17th)
6 (11th)	HAD INTERCEPTED (RK)	11 (T-25th)
7 (T-25th)	FUMBLES LOST (RK)	9 (T-31st)
13 (T-17th)	GIVEAWAYS (RK)	20 (T-31st)
18 (T-5th)	SACKS ALLOWED (RK)	33 (T-27th)
37.0% (20th)	THIRD DOWN PCT. (RK)	36.2% (24th)
58.3% (10th)	RED ZONE PCT. (RK)	56.0% (T-15th)

### DEFENSE

289.4 (3rd)	NET YARDS PER GAME (RK)	327.8 (15th)
4.65 (1st)	YARDS PER PLAY (RK)	5.30 (12th)
16.6 (3rd)	POINTS PER GAME (RK)	28.5 (29th)
98.6 (6th)	NET RUSHING YPG (RK)	125.1 (15th)
190.7 (7th)	NET PASSING YPG (RK)	202.7 (11th)
8 (T-12th)	INTERCEPTIONS (RK)	5 (T-22nd)
5 (T-14th)	FUMBLE RECOVERIES (RK)	0 (32nd)
13 (T-12th)	TAKEAWAYS (RK)	5 (32nd)
39 (1st)	SACKS (RK)	19 (T-27th)
37.0% (15th)	THIRD DOWN PCT. (RK)	41.3% (22nd)
42.9% (T-3rd)	RED ZONE PCT. (RK)	65.8% (26th)

### SPECIAL TEAMS

46.7 (24th)	GROSS PUNTING AVG. (RK)	52.0 (1st)
42.2 (16th)	NET PUNTING AVG. (RK)	43.4 (6th)
13.3 (6th)	PUNT RETURN AVG. (RK)	8.1 (27th)
8.4 (10th)	PUNT RETURN AVG. AGAINST (RK)	12.1 (24th)
28.1 (11th)	KICKOFF RETURN AVG. (RK)	27.5 (14th)
24.4 (5th)	KICKOFF RETURN AVG. AGAINST (RK)	23.9 (4th)
86.4% (T-16th)	FIELD GOAL PCT. (RK)	90.0% (T-11th)

### PENALTIES

73 (25th)	PENALTIES COMMITTED	60 (T-7th)
76 (T-6th)	OPPONENT PENALTIES COMMITTED	68 (13th)

## BRONCOS/RAIDERS IND. COMPARISON



### PASSING YARDS

Nix . . . . .	2,275	Minshew . . . . .	1,783
Sutton . . . . .	30	O'Connell . . . . .	455
Dixon . . . . .	3	Ridder . . . . .	74

### RUSHING YARDS

Williams . . . . .	447	Mattison . . . . .	320
Nix . . . . .	295	White . . . . .	183
McLaughlin . . . . .	239	Abdullah . . . . .	82

### RECEIVING YARDS

Sutton . . . . .	647	Bowers . . . . .	706
Vele . . . . .	281	Meyers . . . . .	458
Humphrey . . . . .	263	Tucker . . . . .	285

### POINTS SCORED

Lutz . . . . .	81	Carlson . . . . .	69
Nix . . . . .	30	Mattison . . . . .	26
Three Players . . . . .	18	Bowers . . . . .	18

### INTERCEPTIONS

Surtain . . . . .	3	Moehrig . . . . .	2
Five Players . . . . .	1	Three Players . . . . .	3

### SACKS

Bonitto . . . . .	9.0	Crosby . . . . .	6.5
Cooper . . . . .	6.5	Wilkins/Wilson . . . . .	2.0
Allen/Frankin-Myers . . . . .	5.0	Snowden . . . . .	1.5

### DEFENSIVE TACKLES

Jones . . . . .	74	Spillane . . . . .	97
Moss . . . . .	67	Moehrig . . . . .	70
Barton . . . . .	66	Hobbs . . . . .	43

### KICKOFF RETURNS (AVG.)

Smith . . . . .	6 (28.3)	Abdullah . . . . .	6 (28.2)
Mims Jr. . . . .	6 (27.8)	Turner . . . . .	2 (28.5)
		McAllister . . . . .	2 (24.5)

### PUNT RETURNS (AVG.)

Mims Jr. . . . .	21 (13.3)	Tucker . . . . .	6 (7.3)
		Turner . . . . .	4 (13.5)
		McAllister . . . . .	2 (12.0)

### FIELD GOALS

Lutz . . . . .	19/22 (86.4)	Carlson . . . . .	18/20 (90.0)
----------------	--------------	-------------------	--------------

### PUNTS (GROSS/NET AVG.)

Dixon . . . . .	51 (46.7/42.2)	Cole . . . . .	37 (53.4/44.6)
-----------------	----------------	----------------	----------------

\* - Player not currently on active roster



# DENVER BRONCOS WEEKLY RELEASE

## BRONCOS/RAIDERS ALL-TIME RESULTS

<b>Series Meetings:</b>	128
<b>Broncos Record:</b>	54-72-2 (Home: 29-33-2 / Away: 25-39-0)
<b>First Game:</b>	at Den. 31, Oak. 14 (10/2/60)
<b>Last Game:</b>	at L.V. 27, Den. 14 (1/7/24)
<b>Current Streak:</b>	Won One
<b>Longest Den. Win Streak:</b>	8 (11/6/11 - 12/13/15)
<b>Longest L.V. Win Streak:</b>	14 (11/21/65 - 12/19/71)
<b>Last Den. Home Win:</b>	at Den. 34, Oak. 18 (10/6/24)
<b>Last Den. Home Loss:</b>	L.V. 17, at Den. 16 (9/10/23)
<b>Last Den. Road Win:</b>	Den. 16, at Oak. 10 (10/11/15)
<b>Last Den. Road Loss:</b>	at L.V. 27, Den. 14 (1/7/24)
<b>Den. Shutouts:</b>	2x, last, at Den. 27, Oak. 0 (10/16/95)
<b>L.V. Shutouts:</b>	2x, last, at L.A. 24, Den. 0 (11/22/92)
<b>Most Den. Points:</b>	47, (12/28/14): at Den. 47, Oak. 14
<b>Most L.V. Points:</b>	59, (10/24/10): Oak. 59, at Den. 14
<b>Total Den. Points:</b>	2,609
<b>Total L.V. Points:</b>	2,764
<b>Average Den. Points:</b>	20.3
<b>Average L.V. Points:</b>	21.5
<b>Largest Den. Win:</b>	37, (10/5/62): at Den. 44, Oak. 7
<b>Largest L.V. Win:</b>	51, (9/10/67): at Oak. 51, Den. 0
<b>Most Pts., Both Teams:</b>	74, (9/7/86): Den. 38, at Oak. 36
<b>Fewest Pts., Both Teams:</b>	12, (12/1/80): at Oak. 9, Den. 3

## BRONCOS/RAIDERS ALL-TIME RESULTS

Season (Date)	W/L	Result	Site
<b>1960 (10/2)</b>	<b>W</b>	<b>@Denver 31, Oakland 14</b>	<b>Bears Stadium</b>
1960 (12/17)	L	@Oakland 48, Denver 10	Candlestick Park
1961 (10/1)	L	@Oakland 33, Denver 19	Candlestick Park
<b>1961 (10/15)</b>	<b>W</b>	<b>@Denver 27, Oakland 24</b>	<b>Bears Stadium</b>
<b>1962 (10/5)</b>	<b>W</b>	<b>@Denver 44, Oakland 7</b>	<b>Bears Stadium</b>
<b>1962 (10/14)</b>	<b>W</b>	<b>Denver 23, @Oakland 6</b>	<b>Frank Youell Field</b>
1963 (11/28)	L	Oakland 26, @Denver 10	Bears Stadium
1963 (12/15)	L	@Oakland 35, Denver 31	Frank Youell Field
1964 (10/25)	L	@Oakland 40, Denver 7	Frank Youell Field
1964 (11/29)	T	@Denver 20, Oakland 20	Bears Stadium
1965 (11/21)	L	Oakland 28, @Denver 20	Bears Stadium
1965 (12/5)	L	@Oakland 24, Denver 13	Frank Youell Stadium
1966 (11/20)	L	Oakland 17, @Denver 3	Bears Stadium
1966 (12/11)	L	@Oakland 28, Denver 10	Oakland-Alameda County Coliseum
1967 (9/10)	L	@Oakland 51, Denver 0	Oakland-Alameda County Coliseum
1967 (11/5)	L	Oakland 21, @Denver 17	Bears Stadium
1968 (11/10)	L	Oakland 43, @Denver 7	Bears Stadium
1968 (12/8)	L	@Oakland 33, Denver 27	Oakland-Alameda County Coliseum
1969 (10/12)	L	Oakland 24, @Denver 14	Mile High Stadium
1969 (11/9)	L	@Oakland 41, Denver 10	Oakland-Alameda County Coliseum
1970 (10/11)	L	@Oakland 35, Denver 23	Oakland-Alameda County Coliseum
1970 (11/15)	L	Oakland 24, @Denver 19	Mile High Stadium
1971 (10/10)	L	Oakland 27, @Denver 16	Mile High Stadium
1971 (12/19)	L	@Oakland 21, Denver 13	Oakland-Alameda County Coliseum
<b>1972 (10/22)</b>	<b>W</b>	<b>Denver 30, @Oakland 23</b>	<b>Oakland-Alameda County Coliseum</b>
1972 (11/19)	L	Oakland 37, @Denver 20	Mile High Stadium
1973 (10/22)	T	@Denver 23, Oakland 23	Mile High Stadium
1973 (12/16)	L	@Oakland 21, Denver 17	Oakland-Alameda County Coliseum
1974 (11/3)	L	Oakland 28, @Denver 17	Mile High Stadium
<b>1974 (11/24)</b>	<b>W</b>	<b>Denver 20, @Oakland 17</b>	<b>Oakland-Alameda County Coliseum</b>
1975 (11/2)	L	Oakland 42, @Denver 17	Mile High Stadium

## BRONCOS/RAIDERS ALL-TIME RESULTS CONT.

1975 (12/8)	L	@Oakland 17, Denver 10	Oakland-Alameda County Coliseum
1976 (10/17)	L	Oakland 17, @Denver 10	Mile High Stadium
1976 (10/31)	L	@Oakland 19, Denver 6	Oakland-Alameda County Coliseum
<b>1977 (10/16)</b>	<b>W</b>	<b>Denver 30, @Oakland 7</b>	<b>Oakland-Alameda County Coliseum</b>
1977 (10/30)	L	Oakland 24, @Denver 14	Mile High Stadium
<b>1977 (1/1)</b>	<b>W</b>	<b>@Denver 20, Oakland 17*</b>	<b>Mile High Stadium</b>
<b>1978 (9/3)</b>	<b>W</b>	<b>@Denver 14, Oakland 6</b>	<b>Mile High Stadium</b>
<b>1978 (12/3)</b>	<b>W</b>	<b>Denver 21, @Oakland 6</b>	<b>Oakland-Alameda County Coliseum</b>
1979 (9/30)	L	@Oakland 27, Denver 3	Oakland-Alameda County Coliseum
1979 (11/25)	L	Oakland 14, @Denver 10	Mile High Stadium
1980 (12/1)	L	@Oakland 9, Denver 3	Oakland-Alameda County Coliseum
1980 (12/14)	L	Oakland 24, @Denver 21	Mile High Stadium
<b>1981 (9/6)</b>	<b>W</b>	<b>@Denver 9, Oakland 7</b>	<b>Mile High Stadium</b>
<b>1981 (10/4)</b>	<b>W</b>	<b>Denver 17, @Oakland 0</b>	<b>Oakland-Alameda County Coliseum</b>
1982 (12/26)	L	@Los Angeles 27, Denver 10	L.A. Coliseum
1983 (9/25)	L	Los Angeles 22, @Denver 7	Mile High Stadium
1983 (11/13)	L	@Los Angeles 22, Denver 20	L.A. Coliseum
<b>1984 (9/30)</b>	<b>W</b>	<b>@Denver 16, Los Angeles 13</b>	<b>Mile High Stadium</b>
<b>1984 (10/28)</b>	<b>W</b>	<b>Denver 22, @Los Angeles 19 (OT)</b>	<b>L.A. Coliseum</b>
1985 (11/24)	L	@Los Angeles 31, Denver 28 (OT)	L.A. Coliseum
1985 (12/8)	L	Los Angeles 17, @Denver 14 (OT)	Mile High Stadium
<b>1986 (9/7)</b>	<b>W</b>	<b>@Denver 38, Los Angeles 36</b>	<b>Mile High Stadium</b>
<b>1986 (11/2)</b>	<b>W</b>	<b>Denver 21, @Los Angeles 10</b>	<b>L.A. Coliseum</b>
<b>1987 (10/12)</b>	<b>W</b>	<b>@Denver 30, Los Angeles 14</b>	<b>Mile High Stadium</b>
<b>1987 (11/22)</b>	<b>W</b>	<b>Denver 23, @Los Angeles 17</b>	<b>L.A. Coliseum</b>
1988 (9/26)	L	Los Angeles 30, @Denver 27 (OT)	Mile High Stadium
1988 (12/4)	L	@Los Angeles 21, Denver 20	L.A. Coliseum
<b>1989 (9/24)</b>	<b>W</b>	<b>@Denver 31, Los Angeles 21</b>	<b>Mile High Stadium</b>
1989 (12/3)	L	@Los Angeles 16, Denver 13 (OT)	L.A. Coliseum
1990 (9/9)	L	@Los Angeles 14, Denver 9	L.A. Coliseum
1990 (12/2)	L	Los Angeles 23, @Denver 20	Mile High Stadium
1991 (9/8)	L	@Los Angeles 16, Denver 13	L.A. Coliseum
1991 (11/10)	L	Los Angeles 17, @Denver 16	Mile High Stadium
<b>1992 (9/6)</b>	<b>W</b>	<b>@Denver 17, Los Angeles 13</b>	<b>Mile High Stadium</b>
1992 (11/22)	L	@Los Angeles 24, Denver 0	L.A. Coliseum
1993 (10/18)	L	Los Angeles 23, @Denver 20	Mile High Stadium
1993 (1/2)	L	@Los Angeles 33, Denver 30 (OT)	L.A. Coliseum
1993 (1/9)	L	@Los Angeles 42, Denver 24**	L.A. Coliseum
1994 (9/18)	L	Los Angeles 48, @Denver 16	Mile High Stadium
1994 (12/11)	L	@Los Angeles 23, Denver 13	L.A. Coliseum
<b>1995 (10/16)</b>	<b>W</b>	<b>@Denver 27, Oakland 0</b>	<b>Mile High Stadium</b>
<b>1995 (12/24)</b>	<b>W</b>	<b>Denver 31, @Oakland 28</b>	<b>Oakland-Alameda County Coliseum</b>
<b>1996 (11/4)</b>	<b>W</b>	<b>Denver 22, @Oakland 21</b>	<b>Oakland-Alameda County Coliseum</b>
<b>1996 (12/15)</b>	<b>W</b>	<b>@Denver 24, Oakland 19</b>	<b>Mile High Stadium</b>
1997 (10/19)	L	@Oakland 28, Denver 25	Oakland-Alameda County Coliseum
<b>1997 (11/24)</b>	<b>W</b>	<b>@Denver 31, Oakland 3</b>	<b>Mile High Stadium</b>
<b>1998 (9/20)</b>	<b>W</b>	<b>Denver 34, @Oakland 17</b>	<b>Oakland-Alameda County Coliseum</b>
<b>1998 (11/22)</b>	<b>W</b>	<b>@Denver 40, Oakland 14</b>	<b>Mile High Stadium</b>
<b>1999 (10/10)</b>	<b>W</b>	<b>Denver 16, @Oakland 13</b>	<b>Network Associates Coliseum</b>
<b>1999 (11/22)</b>	<b>W</b>	<b>@Denver 27, Oakland 21 (OT)</b>	<b>Mile High Stadium</b>
<b>2000 (9/17)</b>	<b>W</b>	<b>Denver 33, @Oakland 24</b>	<b>Network Associates Coliseum</b>
<b>2000 (11/13)</b>	<b>W</b>	<b>@Denver 27, Oakland 24</b>	<b>Mile High Stadium</b>
2001 (11/5)	L	@Oakland 38, Denver 28	Network Associates Coliseum
<b>2001 (12/30)</b>	<b>W</b>	<b>@Denver 23, Oakland 17</b>	<b>INVESCO Field at Mile High</b>
2002 (11/11)	L	Oakland 34, @Denver 10	INVESCO Field at Mile High
2002 (12/22)	L	@Oakland 28, Denver 16	Network Associates Coliseum
<b>2003 (9/22)</b>	<b>W</b>	<b>@Denver 31, Oakland 10</b>	<b>INVESCO Field at Mile High</b>
<b>2003 (11/30)</b>	<b>W</b>	<b>Denver 22, @Oakland 8</b>	<b>Network Associates Coliseum</b>





## BRONCOS/RAIDERS ALL-TIME RESULTS CONT.

2004 (10/17)	W	Denver 31, @Oakland 3	Network Associates Coliseum
2004 (11/28)	L	Oakland 25, @Denver 24	INVESCO Field at Mile High
2005 (11/13)	W	Denver 31, @Oakland 17	McAfee Coliseum
2005 (12/24)	W	@Denver 22, Oakland 3	INVESCO Field at Mile High
2006 (10/15)	W	@Denver 13, Oakland 3	INVESCO Field at Mile High
2006 (11/12)	W	Denver 17, @Oakland 13	McAfee Coliseum
2007 (9/16)	W	@Denver 23, Oakland 20 (OT)	INVESCO Field at Mile High
2007 (12/2)	L	@Oakland 34, Denver 20	McAfee Coliseum
2008 (9/8)	W	Denver 41, @Oakland 14	McAfee Coliseum
2008 (11/23)	L	Oakland 31, @Denver 10	INVESCO Field at Mile High
2009 (9/27)	W	Denver 23, @Oakland 3	Oakland-Alameda County Coliseum
2009 (12/20)	L	Oakland 20, @Denver 19	INVESCO Field at Mile High
2010 (10/24)	L	Oakland 59, @Denver 14	INVESCO Field at Mile High
2010 (12/19)	L	@Oakland 39, Denver 23	Oakland-Alameda County Coliseum
2011 (9/12)	L	Oakland 23, @Denver 20	Sports Authority Field at Mile High
2011 (11/6)	W	Denver 38, @Oakland 24	O.co Coliseum
2012 (9/30)	W	@Denver 37, Oakland 6	Sports Authority Field at Mile High
2012 (12/6)	W	Denver 26, @Oakland 13	O.co Coliseum
2013 (9/23)	W	@Denver 37, Oakland 21	Sports Authority Field at Mile High
2013 (12/29)	W	Denver 34, @Oakland 14	O.co Coliseum
2014 (11/9)	W	Denver 41, @Oakland 17	O.co Coliseum
2014 (12/28)	W	@Denver 47, Oakland 14	Sports Authority Field at Mile High
2015 (10/11)	W	Denver 16, @Oakland 10	O.co Coliseum
2015 (12/13)	L	Oakland 15, @Denver 10	Sports Authority Field at Mile High
2016 (11/6)	L	@Oakland 30, Denver 20	Oakland Coliseum
2016 (1/1)	W	@Denver 24, Oakland 6	Sports Authority Field at Mile High
2017 (10/1)	W	@Denver 16, Oakland 10	Sports Authority Field at Mile High
2017 (11/27)	L	@Oakland 21, Denver 14	Oakland Coliseum
2018 (9/16)	W	@Denver 20, Oakland 19	Broncos Stadium at Mile High
2018 (12/24)	L	@Oakland 27, Denver 14	Oakland Coliseum
2019 (9/9)	L	@Oakland 24, Denver 16	Oakland-Alameda County Coliseum
2019 (12/29)	W	@Denver 16, Oakland 15	Empower Field at Mile High
2020 (11/15)	L	@Las Vegas 37, Denver 12	Allegiant Stadium
2021 (1/3)	L	Las Vegas 32, @Denver 31	Empower Field at Mile High
2021 (10/17)	L	Las Vegas 34, @Denver 24	Empower Field at Mile High
2021 (12/26)	L	@Las Vegas 17, Denver 13	Allegiant Stadium
2022 (10/02)	L	@Las Vegas 32, Denver 23	Allegiant Stadium
2022 (11/20)	L	Las Vegas 22, @Denver 16	Empower Field at Mile High
2023 (9/10)	L	Las Vegas 17, @Denver 16	Empower Field at Mile High
2023 (1/7)	L	@Las Vegas 27, Denver 14	Allegiant Stadium
2024 (10/6)	W	@Denver 34, Las Vegas 18	Empower Field at Mile High

\* 1998 AFC Championship Game



## WHAT TO WATCH FOR VS. LAS VEGAS

### TEAM (54-72-2 all-time record versus Raiders; 25-39-0 on the road)

\* - Needs a win to improve to 55-72-2 overall and 26-39-0 on the road in the all-time series versus the Raiders.

### DE ZACH ALLEN (5.0 sacks in 2024)

\* - Needs one sack to set a new career high in quarterback takedowns recorded in a season.

### OLB NIK BONITTO (9.0 sacks in 2024)

\* - Needs one sack to become the first Bronco since 2018 to record double digit quarterback takedowns in a season.

### OLB JONATHON COOPER (19.5 sacks in first four seasons)

\* - Needs 0.5 sacks to become the first seventh-round NFL Draft choice since 2010 to reach 20 quarterback takedowns in his first four seasons.

### QB BO NIX (4 games with 200+ pass yds., 2+ pass TDs & 0 INTs)

\* - Needs to record at least 200 passing yards, two passing touchdowns and no interceptions on Sunday to become the fifth rookie in NFL history to record five such games in a season.

### CB PAT SURTAIN II (43 passes defended)

\* - Needs three passes defended to tie cornerback Chris Harris Jr. for the second-most passes defended by a Bronco in his first four seasons.

### WR COURTLAND SUTTON (347 receptions as a Bronco)

\* - Needs six receptions to tie former Broncos wide receiver Steve Watson for the ninth-most catches in team history.

### WR COURTLAND SUTTON (647 receiving yds. & 49 receptions)

\* - Needs 53 receiving yards and one reception to become the fifth Bronco all-time to have five seasons with 700+ receiving yds. & 50 receptions.

## NFL SCHEDULE - WEEK 12

### Thursday, Nov. 21

Pittsburgh at Cleveland . . . . . 8:15 p.m. (EST)

### Sunday, Nov. 24

Minnesota at Chicago . . . . . 12:00 p.m. (CST)

Tennessee at Houston . . . . . 12:00 p.m. (CST)

Kansas City at Carolina . . . . . 1:00 p.m. (EST)

Detroit at Indianapolis . . . . . 1:00 p.m. (EST)

New England at Miami . . . . . 1:00 p.m. (EST)

Tampa Bay at N.Y. Giants . . . . . 1:00 p.m. (EST)

Dallas at Washington . . . . . 1:00 p.m. (EST)

**Denver at Las Vegas . . . . . 1:05 p.m. (PST)**

Arizona at Seattle . . . . . 1:25 p.m. (PST)

San Francisco at Green Bay . . . . . 3:25 p.m. (CST)

Philadelphia at L.A. Rams . . . . . 5:20 p.m. (PST)

### Monday, Nov. 25

Baltimore at L.A. Chargers . . . . . 5:15 p.m. (PST)



# DENVER BRONCOS WEEKLY RELEASE

## 2024 NFL STANDINGS

### AFC East

Team	W	L	T	Pct	PF	PA	Home	Road	Div	AFC	NFC
Buf.	9	2	0	.818	320	214	5-0	4-2	3-0	7-2	2-0
Mia.	4	6	0	.400	181	221	2-3	2-3	1-2	3-4	1-2
NYJ	3	8	0	.273	204	242	2-3	1-5	1-2	3-5	0-3
N.E.	3	8	0	.273	182	248	1-4	2-4	1-2	2-5	1-3

### AFC North

Team	W	L	T	Pct	PF	PA	Home	Road	Div	AFC	NFC
Pit.	8	2	0	.800	233	162	4-1	4-1	1-0	5-1	3-1
Bal.	7	4	0	.636	334	271	4-1	3-3	2-2	4-4	3-0
Cin.	4	7	0	.364	297	296	1-4	3-3	1-2	2-5	2-2
Cle.	2	8	0	.200	162	248	1-4	1-4	1-1	2-3	0-5

### AFC South

Team	W	L	T	Pct	PF	PA	Home	Road	Div	AFC	NFC
Hou.	7	4	0	.636	258	236	4-1	3-3	3-0	5-1	2-3
Ind.	5	6	0	.455	236	250	3-2	2-4	1-3	4-4	1-2
Ten.	2	8	0	.200	170	263	1-4	1-4	0-1	2-4	0-4
Jac.	2	9	0	.182	208	316	2-3	0-6	1-1	2-4	0-5

### AFC West

Team	W	L	T	Pct	PF	PA	Home	Road	Div	AFC	NFC
K.C.	9	1	0	.900	240	191	5-0	4-1	3-0	5-1	4-0
LAC	7	3	0	.700	220	145	4-1	3-2	2-1	5-2	2-1
<b>Den.</b>	<b>6</b>	<b>5</b>	<b>0</b>	<b>.545</b>	<b>235</b>	<b>183</b>	<b>3-2</b>	<b>3-3</b>	<b>1-2</b>	<b>2-4</b>	<b>4-1</b>
L.V.	2	8	0	.200	187	285	1-3	1-5	0-3	2-6	0-2

### NFC East

Team	W	L	T	Pct	PF	PA	Home	Road	Div	NFC	AFC
Phi.	8	2	0	.800	259	179	4-1	4-1	3-0	5-2	3-0
Was.	7	4	0	.636	308	243	4-1	3-3	2-1	5-2	2-2
Dal.	3	7	0	.300	187	293	0-5	3-2	1-1	1-5	2-2
NYG	2	8	0	.200	156	222	0-5	2-3	0-4	1-6	1-2

### NFC North

Team	W	L	T	Pct	PF	PA	Home	Road	Div	NFC	AFC
Det.	9	1	0	.900	336	177	4-1	5-0	2-0	6-1	3-0
Min.	8	2	0	.800	244	170	4-1	4-1	1-1	3-2	5-0
G.B.	7	3	0	.700	250	213	3-2	4-1	1-2	3-3	4-0
Chi.	4	6	0	.400	194	187	4-2	0-4	0-1	2-3	2-3

### NFC South

Team	W	L	T	Pct	PF	PA	Home	Road	Div	NFC	AFC
Atl.	6	5	0	.545	244	274	3-3	3-2	4-1	6-2	0-3
T.B.	4	6	0	.400	279	266	2-4	2-2	1-2	4-3	0-3
N.O.	4	7	0	.364	262	260	3-3	1-4	2-3	3-4	1-3
Car.	3	7	0	.300	167	310	2-3	1-4	1-2	2-4	1-3

### NFC West

Team	W	L	T	Pct	PF	PA	Home	Road	Div	NFC	AFC
Ari.	6	4	0	.600	238	220	4-2	2-2	2-0	3-3	3-1
LAR	5	5	0	.500	213	239	3-2	2-3	2-1	3-4	2-1
Sea.	5	5	0	.500	230	238	2-4	3-1	1-2	2-4	3-1
S.F.	5	5	0	.500	250	222	3-3	2-2	1-3	3-4	2-1

Key: x = clinched playoffs; y = clinched wild card; z = clinched division;

\* = clinched home field advantage

## BRONCOS ALL-TIME YEAR-BY-YEAR RECORDS

YEAR	PRESEASON	REG. SEASON	PLAYOFFS
1960	0-5	4-9-1	0-0
1961	1-4	3-11	0-0
1962	2-2	7-7	0-0
1963	2-3	2-11-1	0-0
1964	2-3	2-11-1	0-0
1965	1-4	4-10	0-0
1966	1-3	4-10	0-0
1967	3-1	3-11	0-0
1968	1-4	5-9	0-0
1969	1-4	5-8-1	0-0
1970	3-2	5-8-1	0-0
1971	1-4	4-9-1	0-0
1972	2-3	5-9	0-0
1973	2-3	7-5-2	0-0
1974	4-2	7-6-1	0-0
1975	3-3	6-8	0-0
1976	5-2	9-5	0-0
1977	5-1	12-2	2-1 (S.B. loss)
1978	2-2	10-6	0-1
1979	3-1	10-6	0-1
1980	2-2	8-8	0-0
1981	2-2	10-6	0-0
1982	4-0	2-7	0-0
1983	3-1	9-7	0-1
1984	3-1	13-3	0-1
1985	2-2	11-5	0-0
1986	2-2	11-5	2-1 (S.B. loss)
1987	3-2	10-4-1	2-1 (S.B. loss)
1988	3-1	8-8	0-0
1989	2-2	11-5	2-1 (S.B. loss)
1990	3-2	5-11	0-0
1991	2-3	12-4	1-1
1992	1-4	8-8	0-0
1993	2-2	9-7	0-1
1994	2-3	7-9	0-0
1995	3-2	8-8	0-0
1996	3-1	13-3	0-1
1997	3-2	12-4	4-0 (S.B. win)
1998	3-1	14-2	3-0 (S.B. win)
1999	3-2	6-10	0-0
2000	4-0	11-5	0-1
2001	3-1	8-8	0-0
2002	3-1	9-7	0-0
2003	3-1	10-6	0-1
2004	2-3	10-6	0-1
2005	4-0	13-3	1-1
2006	3-1	9-7	0-0
2007	2-2	7-9	0-0
2008	2-2	8-8	0-0
2009	1-3	8-8	0-0
2010	1-3	4-12	0-0
2011	2-2	8-8	1-1
2012	2-2	13-3	0-1
2013	2-2	13-3	2-1 (S.B. loss)
2014	3-1	12-4	0-1
2015	3-1	12-4	3-0 (S.B. win)
2016	2-2	9-7	0-0
2017	4-0	5-11	0-0
2018	2-2	6-10	0-0
2019	2-3	7-9	0-0
2020	N/A	5-11	0-0
2021	3-0	7-10	0-0
2022	2-1	5-12	0-0
2023	1-2	7-6	0-0
2024	3-0	6-5	0-0
<b>TOTAL</b>	<b>154-128 (.546)</b>	<b>514-470-10 (.522)</b>	<b>23-19 (.548)</b>



# DENVER BRONCOS WEEKLY RELEASE

## DECADES OF SUCCESS



In the Broncos' six-plus decades of professional football, the team has built an impressive resume that includes three World Championships, eight Super Bowl appearances, 15 AFC West titles and 514 regular-season wins.

### BRONCOS REGULAR-SEASON RECORD BY DECADE, SINCE 1960

Decade	W	L	T	Pct.	Playoff Berths	Win Rk.
1960s	39	97	4	.287	0	22nd
1970s	75	64	5	.539	3	8th
1980s	93	58	1	.615	5	4th
1990s	94	66	0	.588	5	7th
2000s	93	67	0	.581	4	6th
2010s	89	71	0	.556	5	T-8th
2020s	31	47	0	.397	0	T-25th
<b>TOTALS</b>	<b>514</b>	<b>470</b>	<b>10</b>	<b>.522</b>	<b>22</b>	<b>9th</b>

## BRONCOS RANK SECOND IN SUPER BOWL APPEARANCES

Denver's eight Super Bowl appearances are tied for the second most in NFL history.

### MOST SUPER BOWL APPEARANCES, NFL HISTORY

Rk.	Team	No.
1.	New England	11
2.	Denver	8
	Dallas	8
	Pittsburgh	8
	San Francisco	8

### DENVER BRONCOS SUPER BOWL SEASONS/RESULTS

Season	Coach	Opponent	Result
1977	Red Miller	Dallas	L, 27-10
1986	Dan Reeves	N.Y. Giants	L, 39-20
1987	Dan Reeves	Washington	L, 42-10
1989	Dan Reeves	San Francisco	L, 55-10
1997	Mike Shanahan	Green Bay	W, 31-24
1998	Mike Shanahan	Atlanta	W, 34-19
2013	John Fox	Seattle	L, 43-8
2015	Gary Kubiak	Carolina	W, 24-10

## DENVER OWNS SECOND-MOST AFC WEST CROWNS

Denver has won 15 AFC West titles since 1970 to represent the second-most among division members.

### MOST AFC WEST DIVISION TITLES

Rk.	Team	No.
1.	Kansas City	16
2.	Denver	15
3.	Oakland / Las Vegas	12
4.	S.D. / L.A. Chargers	10
5.	Seattle	2

## HOME SELLOUT STREAK

Denver owns the NFL's home record sellout streak (442 games) for a single city. The streak, which includes 420 regular-season games and 22 playoff contests, began in Week 1 of the 1970 season.

### LONGEST CURRENT HOME SELLOUT STREAKS IN A SINGLE CITY (INCLUDES POSTSEASON)

Rk.	Team	Date Started (Opponent)	Streak
1.	Denver	Sept. 27, 1970 (vs. Pittsburgh)	442
2.	Pittsburgh	Sept. 17, 1972 (vs. Oakland)	438
3.	N.Y. Giants	Sept. 15, 1974 (vs. Washington)	403
4.	Green Bay	Oct. 2, 1960 (vs. Detroit)	400

## BRONCOS 1-OF-7 TEAMS WITH 300 HOME VICTORIES

The Broncos, who currently have 514 regular-season wins, also own 308 home victories in franchise history. Denver clinched its 300th home win in the 2022 season finale against the L.A. Chargers.

With 308 such victories, the Broncos are currently 1-of-7 teams with 300+ home wins since 1960.

### TEAMS WITH 300 OR MORE HOME WINS, SINCE 1960

Rk.	Team	Games	Wins	Losses	Ties	Pct.
1.	Pittsburgh	496	330	161	5	.671
2.	Green Bay	495	324	163	8	.663
3.	Dallas	495	314	177	4	.640
4.	Kansas City	496	310	182	4	.630
	Minnesota	490	310	176	4	.638
6.	Denver	498	308	183	7	.627
7.	New England	496	303	187	6	.618

## 90-WIN DECADES

Since the team's inception in 1960, Denver has totaled three 90+ win decades (1980s, '90s, '00s). The Broncos join the Packers, Steelers and Dolphins as the only teams to accomplish the feat.

### MOST DECADES WITH 90+ REGULAR SEASON WINS, SINCE 1960

Rk.	Team	90+ Win Decades	Decades (Win Total)
1.	Green Bay	4	'60s (96), '90s (93), '00s (95), '10s (102)
	Pittsburgh	4	'70s (99), '90s (93), '00s (103), '10s (102)
3.	Denver	3	'80s (93), '90s (94), '00s (93)
	Miami	3	'70s (104), '80s (94), '90s (95)

## BRONCOS WITH NINTH-MOST WINS IN NFL SINCE 1960

The Broncos, who played their first regular season game on Friday, Sept. 9, 1960, have accumulated 537 victories (514 reg. + 23 postseason) in franchise history. Denver has produced the ninth-most regular-season wins since 1960 and is currently 1-of-12 NFL franchises in that span to reach the 500-win plateau.

### TOTAL WINS, REGULAR SEASON, SINCE 1960

Rk.	Team	Games	Wins	Losses	Ties	Pct.
1.	Pittsburgh	991	568	412	11	.579
2.	Dallas	991	565	420	6	.574
3.	Green Bay	991	558	418	15	.571
4.	New England	994	544	441	9	.552
5.	Kansas City	993	541	440	12	.551
6.	Minnesota	979	531	437	11	.548
7.	San Francisco	991	528	452	11	.539
8.	Indianapolis	992	520	465	7	.528
9.	Denver	994	514	470	10	.522
10.	Las Vegas	993	507	475	11	.516





## WELCOME HOME, RANDY



A key member of the famed 'Orange Crush' defense, linebacker Randy Gradishar became the fourth defensive player in Broncos history who spent at least four seasons with the team to be enshrined into the Pro Football Hall of Fame in Canton, Ohio.

A native of Ohio, Gradishar spent his entire 10-year career (1974-83) with the Broncos after being selected in the first round (14th overall) by the club in the 1974 NFL Draft out of Ohio State. A seven-time Pro Bowl selection and four-time Associated Press All-Pro, Gradishar totaled 2,049 tackles, 19.5 sacks, 20 interceptions (335 yds., 3 TDs) and 13 fumble recoveries (1 TD) in 145 games (134 starts).

Gradishar currently holds the franchise record for most tackles (2,049) in a career and led the team in tackles for a franchise-record nine consecutive seasons (1975-83). The 1978 Associated Press Defensive Player of the Year, Gradishar helped the Broncos to four playoff berths (1977-79, '83), two division titles (1977-78), and one appearance in Super Bowl XII (1977).

### BRONCOS IN THE PRO FOOTBALL HALL OF FAME

Name	Pos.	Years w/ Broncos	Enshrined
Willie Brown	DB	1963-66	1984
John Elway	QB	1983-98	2004
Gary Zimmerman	T	1993-97	2008
Floyd Little	RB	1967-75	2010
Shannon Sharpe	TE	1990-99, 2002-03	2011
Terrell Davis	RB	1995-2001	2017
Brian Dawkins	S	2009-11	2018
Champ Bailey	CB	2004-13	2019
Pat Bowlen	Owner	1984-2019	2019
Steve Atwater	S	1989-98	2020
John Lynch	S	2004-07	2021
Peyton Manning	QB	2012-15	2021
DeMarcus Ware	OLB	2014-16	2023
<b>Randy Gradishar</b>	<b>LB</b>	<b>1974-83</b>	<b>2024</b>

## AMONG BRONCOS GREATS

Linebacker Randy Gradishar accumulated seven Pro Bowls in his career, which is tied for the fifth most in club annals, behind quarterback John Elway (9), cornerback Champ Bailey (8), outside linebacker Von Miller (8) and safety Steve Atwater (8).

### PRO BOWLS BY BRONCOS PLAYERS

Rk	Name	Pro Bowls
1.	John Elway	9
2.	Steve Atwater	8
	Champ Bailey	8
	Von Miller	8
5.	<b>Randy Gradishar</b>	<b>7</b>
	Shannon Sharpe	7

## GRADISHAR JOINING THE RANKS

In league history, linebacker Randy Gradishar is 1-of-19 players to have been selected to at least seven Pro Bowls and also been named Defensive Player of the Year by the Associated Press. All 19 of those players are now in the Pro Football Hall of Fame with Gradishar's enshrinement.

### DEFENSIVE PLAYER OF THE YEAR & AT LEAST SEVEN PRO BOWLS,

#### LEAGUE HISTORY

Name	Name
Alan Page	Joe Green
Jack Lambert	<b>Randy Gradishar</b>
Lawrence Taylor	Mike Singletary
Reggie White	Bruce Smith
Cortez Kennedy	Rod Woodson
Deion Sanders	Warren Sapp
Ray Lewis	Michael Strahan
Derrick Brooks	Ed Reed
Brian Urlacher	Charles Woodson
Troy Polamalu	

## A 'CRUSHING' DEFENSE

Denver ranked among the league's best defenses with linebacker Randy Gradishar leading the team's "Orange Crush Defense." With Gradishar as a starter (1975-83), Denver ranked second in total touchdowns allowed (260) and fourth in points per game against (17.5).

### TOUCHDOWNS ALLOWED, 1975-83

Rk	Team	TDs
1.	Pittsburgh	241
2.	<b>Denver</b>	<b>260</b>
3.	Miami	261
	Tampa Bay	261
5.	Philadelphia	265

### POINTS PER GAME ALLOWED, 1975-83

Rk	Team	PPG
1.	Pittsburgh	15.7
2.	Miami	16.5
3.	L.A. Rams	17.2
4.	<b>Denver</b>	<b>17.5</b>
5.	Philadelphia	17.5
6.	Dallas	17.5

## MORE BRONCOS IN CANTON

Since 2017, the Broncos have had nine individuals inducted into the Pro Football Hall of Fame, the most among any team in the NFL. Only Dallas (8), Chicago (7) and the New York Jets (6) have sent more than five individuals to Canton in that span.

### HALL OF FAMERS, SINCE 2017

Team	No. of Players
1. <b>Denver</b>	<b>9</b>
2. Dallas	8
3. Chicago	7
4. N.Y. Jets	6
5. Five Teams	5



## GEORGE PATON ENTERS FOURTH YEAR AS BRONCOS GM



George Paton, who was named general manager of the Broncos on Jan. 13, 2021, is the club's 15th top personnel executive since the franchise's inception in 1960.

<b>EXECUTIVE</b>	<b>TITLE</b>	<b>YEAR(S)</b>
Dean Griffing	General Manager	1960-61
Jack Faulkner	General Manager/Head Coach	1962-64
Fred Gehrke	Director of Player Personnel	1965-66
Lou Saban	General Manager/Head Coach	1967-71
John Ralston	General Manager/Head Coach	1972-76
Fred Gehrke	Vice President—General Manager	1977-80
Grady Alderman	General Manager	1981-82
Hein Poulus	Vice President—General Manager	1983
John Beake	General Manager	1984-98
Neal Dahlen	General Manager	1999-2001
Ted Sundquist	General Manager	2002-07
Jim Goodman	V.P. of Football Ops./Player Personnel	2008
Brian Xanders	General Manager	2009-10
John Elway	Exec. V.P. of Football Ops./GM	2011-20
<b>George Paton</b>	<b>General Manager</b>	<b>2021-pres.</b>

## 2024 BRONCOS ROOKIE DRAFT CLASS

Denver's fourth draft under General Manager George Paton saw Denver make a total of seven selections, with five of the seven picks being used on offensive players. For the fifth time in team history and the first time since 2016, the Broncos selected a quarterback with their first round selection.

### DENVER'S 2024 DRAFT CLASS

<b>Player</b>	<b>Pos.</b>	<b>Rd. (Ovr.)</b>	<b>School</b>
Bo Nix	QB	1 (12)	Oregon
Jonah Elliss	OLB	3 (76)	Utah
Troy Franklin	WR	4 (102)	Oregon
Kris Abrams-Draine	CB	5 (145)	Missouri
Audric Estimate	RB	5 (147)	Notre Dame
Devaughn Vele	WR	7 (235)	Utah
Nick Gargiulo	C	7 (256)	South Carolina

## PATON FILLS OUT BRONCOS ROSTER

The Broncos' current 53-man roster features 17 players (32.1%) who were not with the team in 2023.

### NEW PLAYERS ON DENVER'S 53-MAN ROSTER

<b>How Acquired</b>	<b>Total</b>
NFL Draft	6
College Free Agency	3
Veteran Free Agency	6
Trade	2
<b>TOTALS</b>	<b>17</b>

## PATON FILLS OUT BRONCOS ROSTER CONT.

### NEW VETERAN PLAYERS ON DENVER'S 53-MAN ROSTER

<b>Player</b>	<b>Pos.</b>	<b>Exp.</b>	<b>How Acq.</b>	<b>Prev. Team</b>
Cody Barton	ILB	6	UFA (Was.)	Washington
John Franklin-Myers	DE	7	T (NYJ)	N.Y. Jets
Brandon Jones	S	5	UFA (Mia.)	Miami
Matt Peart	T	5	UFA (NYG)	N.Y. Giants
Malcolm Roach	DT	5	UFA (N.O.)	New Orleans
Calvin Throckmorton	G	5	UFA (Ten.)	Tennessee
Levi Wallace	CB	7	UFA (Pit.)	Pittsburgh
Zach Wilson	QB	4	T (NYJ)	N.Y. Jets

### ROOKIE PLAYERS ON DENVER'S 53-MAN ROSTER

<b>Player</b>	<b>Pos.</b>	<b>Rd. (Ovr.)</b>	<b>School</b>
Kris Abrams-Draine	CB	5a (145)	Missouri
Levelle Bailey	ILB	CFA	Fresno State
Frank Crum	T	CFA	Wyoming
Jonah Elliss	OLB	3 (76)	Utah
Audric Estimate	RB	5b (147)	Notre Dame
Troy Franklin	WR	4 (102)	Oregon
Bo Nix	QB	1 (12)	Oregon
Dondrea Tillman	OLB	CFA	Indiana (Pa.)
Devaughn Vele	WR	7 (235)	Utah

## SUCCESS IN SCOUTING UNDRAFTED FREE AGENTS

In 20 of the last 21 years, at least one rookie college free agent has made the Broncos' initial 53-man roster out of training camp. This season, there were three such players who made the initial roster: ILB Levelle Bailey, T Frank Crum and RB Blake Watson.

Seven players who were originally signed by Denver as college free agents made the initial 53-man roster for the 2024 season.

### CFA'S ON DENVER'S INITIAL 53-MAN ROSTER, 2024 SEASON

<b>Year</b>	<b>Player</b>	<b>College</b>
2023	TE Nate Adkins	South Carolina
2024	ILB Levelle Bailey	Fresno State
2024	T Frank Crum	Wyoming
2023	RB Jaleel McLaughlin	Youngstown State
2022	CB Ja'Quan McMillian	East Carolina
2023	T Alex Palczewski	Illinois
2024	RB Blake Watson	Memphis

## BRONCOS MAKING MOVES

Since General Manager George Paton took over in 2021, Denver has made the fifth-most trades made among all NFL clubs. Only Houston (44), Philadelphia (41), the N.Y. Jets (31) and Carolina (30) have made more trades in that span.

Most recently, Denver acquired both quarterback Zach Wilson and defensive John Franklin-Myers from the New York Jets during the week of the 2024 NFL Draft. Currently, three players (defensive end John Franklin-Myers, tight end Adam Trautman and quarterback Zach Wilson) on the Broncos' 53-man roster were acquired via trade.

### MOST TRADES MADE BY A CLUB, SINCE 2021

<b>Rk.</b>	<b>Team</b>	<b>Total Trades</b>
1.	Houston	44
2.	Philadelphia	41
3.	Jets	31
4.	Carolina	30
5.	<b>Denver</b>	<b>29</b>





# DENVER BRONCOS WEEKLY RELEASE

## SEAN PAYTON ENTERS SECOND SEASON AS

### DENVER BRONCOS HEAD COACH



Sean Payton was named the 20th head coach in franchise history on Feb. 3, 2023. Below is a look at the overall records (regular season and playoffs) for all of Denver's head coaches.

#### OVERALL RECORDS, BRONCOS ALL-TIME HEAD COACHES

Head Coach	Years	W	L	T	Pct.
Frank Filchock	1960-61	7	20	1	.268
Jack Faulkner	1962-64	9	22	1	.297
Mac Speedie*	1964-66	6	19	1	.250
Ray Malavasi*	1966	4	8	0	.333
Lou Saban	1967-71	20	42	3	.331
Jerry Smith*	1971	2	3	0	.400
John Ralston	1972-76	34	33	3	.507
Red Miller	1977-80	42	25	0	.627
Dan Reeves	1981-92	117	79	1	.596
Wade Phillips	1993-94	16	17	0	.485
Mike Shanahan	1995-2008	146	91	0	.616
Josh McDaniels	2009-10	11	17	0	.393
Eric Studesville*	2010	1	3	0	.250
John Fox	2011-14	49	22	0	.690
Gary Kubiak	2015-16	24	11	0	.686
Vance Joseph	2017-18	11	21	0	.344
Vic Fangio	2019-21	19	30	0	.388
Nathaniel Hackett	2022	4	11	0	.267
Jerry Rosburg*	2022	1	1	0	.500
<b>Sean Payton</b>	<b>2023-24</b>	<b>14</b>	<b>14</b>	<b>0</b>	<b>.500</b>

\*Interim Head Coach

#### BREAKDOWN OF PAYTON'S COACHING RECORD

Category	W	L	T	Pct.
Regular season record as an NFL head coach	166	103	0	.617
Postseason record as an NFL head coach	9	8	0	.529
Overall record as an NFL head coach	175	111	0	.612
Regular season record as an NFL assistant coach	70	73	1	.490
Postseason record as an NFL assistant coach	2	3	0	.400
Overall record as an NFL assistant coach	72	76	1	.487
Overall record as an NFL coach	247	187	1	.569
Regular season record as a collegiate assistant coach	44	53	4	.455
Postseason record as a collegiate assistant coach	0	0	0	—
Overall record as a collegiate assistant coach	44	53	4	.455
<b>Overall record coaching football</b>	<b>291</b>	<b>241</b>	<b>5</b>	<b>.547</b>

## PAYTON'S YEAR-BY-YEAR NFL COACHING CAREER

Year	Position	Team/School	Rec.	Postseason
1997	Quarterbacks	Philadelphia	6-9-1	
1998	Quarterbacks	Philadelphia	3-13	
1999	Quarterbacks	N.Y. Giants	7-9	
2000	Offensive Coordinator	N.Y. Giants	12-4	Playoffs (2-1)
2001	Offensive Coordinator	N.Y. Giants	7-9	
2002	Offensive Coordinator	N.Y. Giants	10-6	Playoffs (0-1)
2003	Asst. Head Coach/QBs	Dallas	10-6	Playoffs (0-1)
2004	Asst. Head Coach/QBs	Dallas	6-10	
2005	Asst. Head Coach/QBs	Dallas	9-7	
2006	Head Coach	New Orleans	10-6	Playoffs (1-1)
2007	Head Coach	New Orleans	7-9	
2008	Head Coach	New Orleans	8-8	
2009	Head Coach	New Orleans	13-3	Playoffs (3-0)
2010	Head Coach	New Orleans	11-5	Playoffs (0-1)
2011	Head Coach	New Orleans	13-3	Playoffs (1-1)
2013	Head Coach	New Orleans	11-5	Playoffs (1-1)
2014	Head Coach	New Orleans	7-9	
2015	Head Coach	New Orleans	7-9	
2016	Head Coach	New Orleans	7-9	
2017	Head Coach	New Orleans	11-5	Playoffs (1-1)
2018	Head Coach	New Orleans	13-3	Playoffs (1-1)
2019	Head Coach	New Orleans	13-3	Playoffs (0-1)
2020	Head Coach	New Orleans	12-4	Playoffs (1-1)
2021	Head Coach	New Orleans	9-8	
2023	Head Coach	Denver	8-9	
2024	Head Coach	Denver	6-5	

**TOTALS 236-176-1 (.573) 11-11 (.500)**

#### PAYTON RANKS 20TH ALL-TIME IN WINS

For his career, Head Coach Sean Payton has accumulated 166 regular-season wins, including five in 2024. His 166 such victories rank 20th among all head coaches in NFL history.

#### MOST WINS AMONG HEAD COACHES, REG. SEASON, NFL HISTORY

Rk.	Name	Years	Wins
1.	Don Shula*	1963-95	328
2.	George Halas*	1920-67	318
3.	Bill Belichick	1991-2023	302
4.	Andy Reid	1999-pres.	267
5.	Tom Landry*	1960-88	250
6.	Curly Lambeau*	1921-53	226
7.	Paul Brown*	1946-75	213
8.	Marty Schottenheimer	1984-2006	200
9.	Chuck Noll*	1969-1991	193
10.	Dan Reeves	1981-2003	190
11.	Chuck Knox	1973-94	186
12.	Mike Tomlin	2007-pres.	181
13.	Jeff Fisher	1994-2016	173
14.	Bill Parcells*	1983-2006	172
15.	Pete Carroll	1994-2023	170
	Tom Coughlin	1995-2015	170
	Mike Shanahan	1988-2013	170
	Mike McCarthy	2006-pres.	170
19.	John Harbaugh	2008-pres.	167
<b>20.</b>	<b>Sean Payton</b>	<b>2006-pres.</b>	<b>166</b>

\* = Inductee into Pro Football Hall of Fame



## PAYTON AMONG BEST ACTIVE HEAD COACHES



Head Coach Sean Payton has tallied 175 wins (reg. + postseason) in his career, which is the fifth-most victories among active head coaches. Additionally, his .614 overall winning percentage as a head coach ranks fourth among active coaches (min. 200 games), trailing only Andy Reid (.643), Mike Tomlin (.626) and John Harbaugh (.615).

### CAREER RECORDS, ACTIVE HEAD COACHES

Rk.	Name	Regular Season	Postseason	Total
1.	Andy Reid	267-145-1	24-16	291-161-1
2.	Mike Tomlin	181-102-2	8-10	188-112-2
3.	Mike McCarthy	170-109-2	11-11	181-119-2
4.	John Harbaugh	167-103-0	12-9	179-112-0
5.	<b>Sean Payton</b>	<b>166-103-0</b>	<b>9-8</b>	<b>175-110-0</b>

## SEASONS WITH 10 OR MORE WINS

Head Coach Sean Payton, who has served in the role for 16 years, has led teams to 10 or more wins in a single season on nine occasions. Among active coaches, Payton's nine seasons with 10+ wins ranks fifth.

### SEASONS WITH 10+ WINS, ACTIVE HEAD COACHES

Rk.	Name	Seasons
1.	Andy Reid	18
2.	Mike McCarthy	11
3.	John Harbaugh	10
	Mike Tomlin	10
5.	<b>Sean Payton</b>	<b>9</b>

## CHAMPIONSHIP PEDIGREE

Among active NFL head coaches, there are six who have appeared in at least three conference championship games while at the helm of their respective clubs. Broncos Head Coach Sean Payton has advanced to three NFC Championship Games in his career, tying him for fifth among active head coaches.

### CONF. CHAMPIONSHIP GAMES, ACTIVE HCs

Rk.	Name	No.
1.	Andy Reid	11
2.	Mike McCarthy	4
	John Harbaugh	4
	Kyle Shanahan	4
5.	<b>Sean Payton</b>	<b>3</b>
	Mike Tomlin	3

## PAYTON'S PLACE

In his first season at the helm last year, Head Coach Sean Payton led the Broncos to 357 total points. That is the third-most points scored by a Broncos' first-year head coach, behind only Mike Shanahan (388, 1995) and Wade Phillips (373, 1993).

### MOST POINTS SCORED, BRONCOS' FIRST-YEAR HEAD COACH

Rk.	Name	Year	Points
1.	Mike Shanahan	1995	388
2.	Wade Phillips	1993	373
3.	<b>Sean Payton</b>	<b>2023</b>	<b>357</b>

## 63 GAMES OVER .500

Across 16 seasons as an NFL head coach, Sean Payton has amassed a 166-103 (.614) regular-season record and is currently 63 games over .500 for his career. His 63 games over .500 is tied for fourth among active coaches, trailing only Andy Reid (122), Mike Tomlin (79) and John Harbaugh (64).

### GAMES OVER .500, REG. SEASON, ACTIVE HEAD COACHES

Rk.	Name	Record	Gms over .500
1.	Andy Reid	267-145-1	122
2.	Mike Tomlin	181-102-2	79
3.	John Harbaugh	167-103-0	64
4.	<b>Sean Payton</b>	<b>166-103-0</b>	<b>63</b>
5.	Mike McCarthy	170-109-2	61

## BACK ON THE RIGHT TRACK

In his first year with the Broncos last season, Head Coach Sean Payton led Denver to an 8-9 record, including a 3-3 mark in the AFC West. The eight wins are the most by a Broncos' first year head coach since Gary Kubiak (12) in 2015 and are tied for the fifth-most in club history.

### MOST WINS BY BRONCOS' FIRST YEAR HEAD COACH

Rk.	Name	Year	Wins	Losses	Ties	Pct.
1.	Gary Kubiak	2015	12	4	0	0.750
	Red Miller	1977	12	2	0	0.857
3.	Dan Reeves	1981	10	6	0	0.625
4.	Wade Phillips	1993	9	7	0	0.563
5.	<b>Sean Payton</b>	<b>2023</b>	<b>8</b>	<b>9</b>	<b>0</b>	<b>0.471</b>
	John Fox	2011	8	8	0	0.500
	Josh McDaniels	2009	8	8	0	0.500
	Mike Shanahan	1995	8	8	0	0.500

## 2024 BRONCOS ASSISTANT COACHING STAFF

### (S) - Sideline; (B) - Booth OFFENSE

Joe Lombardi (B)	Offensive Coordinator
Lou Ayeni (S)	Running Backs
Pete Carmichael (S)	Senior Offensive Assistant
Keary Colbert (S)	Wide Receivers
Declan Doyle (S)	Tight Ends
Zack Grossi (B)	Passing Game Specialist
Logan Kilgore (S)	Offensive Quality Control
Austin King (B)	Asst. Offensive Line
John Morton (B)	Pass Game Coordinator
Zach Strief (S)	Offensive Line
Favian Upshaw (B)	Offensive Quality Control
Davis Webb (S)	Quarterbacks

### DEFENSE

Vance Joseph (S)	Defensive Coordinator
Jamar Cain (S)	Defensive Line
Jim Leonhard (S)	Def. Pass Game Coord./Defensive Backs
Addison Lynch (B)	Defensive Quality Control
Greg Manuskus (S)	Inside Linebackers
Isaac Shewmaker (B)	Defensive Quality Control
Joe Vitt (S)	Senior Defensive Assistant
Michael Wilhoite (S)	Outside Linebackers

### SPECIAL TEAMS

Mike Westhoff (S)	Asst. Head Coach
Ben Kotwica (S)	Special Teams Coordinator
Chris Banjo (S)	Asst. Special Teams

### STRENGTH AND CONDITIONING

Dan Dalrymple (S)	Strength and Conditioning
Korey Jones (S)	Assistant Strength and Conditioning
Shaun Snee (S)	Assistant Strength and Conditioning





## OFFENSE FINDING ITS GROOVE



The Broncos have posted 235 offensive points this season and allowed just 183 points on defense, tallying a point differential of +52. That is the fifth-best mark in the AFC, behind only Buffalo (+106), the L.A. Chargers (+75), Pittsburgh (+71) and Baltimore (+63).

### HIGHEST POINT DIFFERENTIAL, AFC TEAMS, 2024 SEASON

Rk.	Team	Pts. For	Pts. Against	Diff.
1.	Buffalo	320	214	+106
2.	L.A. Chargers	220	145	+75
3.	Pittsburgh	233	162	+71
4.	Baltimore	334	271	+63
5.	<b>Denver</b>	<b>235</b>	<b>183</b>	<b>+52</b>

## BRONCOS FINDING THEIR RUNNING LEGS

In Week 7 against the Saints, the Broncos rushed 35 times for 225 yards (5.5 avg.) with two touchdowns. That performance is tied for the fifth-most rushing yards by the Broncos in a single game since the 2010 season and most since 2013.

Additionally, the Broncos had four players rush at least four times and average at least 5.0 yards per carry in a single game for the first time in franchise history.

### MOST RUSHING YARDS, BY BRONCOS, SINCE 2010

Rk.	Game	Att.	Yds.	Avg.	TDs
1.	at Oak (11/6/11)	39	299	7.7	2
2.	at N.E. (11/24/13)	48	280	5.8	1
3.	vs. N.E. (12/18/11)	31	252	8.1	3
4.	at K.C. (11/13/11)	55	244	4.4	1
5.	<b>at N.O. (10/17/24)</b>	<b>35</b>	<b>225</b>	<b>5.5</b>	<b>2</b>
	vs. N.O. (10/28/12)	41	225	6.4	1

## FINDING ON THE GROUND

This season, the Broncos have totaled 1,276 yards on 295 rushing attempts (4.3 avg.), including 79 rushing first downs. That is the third-most rushing first downs among all AFC teams this year, behind only Baltimore (95) and Buffalo (88).

### MOST RUSHING FIRST DOWNS, AFC TEAMS, 2024 SEASON

Rk.	Team	Att.	Yds.	Avg.	1st	TDs
1.	Baltimore	338	1,950	5.8	95	15
2.	Buffalo	307	1,311	4.3	88	18
3.	<b>Denver</b>	<b>295</b>	<b>1,276</b>	<b>4.3</b>	<b>79</b>	<b>8</b>
4.	Indianapolis	292	1,304	4.5	76	11
	Pittsburgh	343	1,367	4.0	76	9

## BRONCOS OFFENSE COMING ALIVE

Since Week 5, the Broncos have been one of the highest-scoring offenses in the AFC, totaling 173 points in the previous seven games. That is the fifth-most in the conference, behind only Baltimore (228), Buffalo (198), Cincinnati (195) and Houston (179).

### MOST POINTS SCORED, AFC TEAMS, SINCE WEEK 5

Rk.	Team	Games	Points	PPG
1.	Baltimore	7	228	32.6
2.	Buffalo	7	198	28.3
3.	Cincinnati	7	195	27.9
4.	Houston	7	179	25.6
5.	<b>Denver</b>	<b>7</b>	<b>173</b>	<b>24.7</b>

## NIX WINS NFL OFFENSIVE ROOKIE OF THE MONTH FOR OCTOBER

Quarterback Bo Nix was announced as the NFL Offensive Rookie of the Month for October after completing 62-of-123 passes for 870 yards with seven touchdowns and one interception (102.7 rtg.). Nix became just the third Bronco (fourth occurrence) in team history to win NFL Offensive Rookie of the Month and is the first to do so since running back Clinton Portis in 2002.



### PLAYERS TO WIN NFL OFFENSIVE ROOKIE OF THE MONTH,

#### TEAM HISTORY

Player	Year	Month	Stats
<b>QB Bo Nix</b>	<b>2024</b>	<b>Oct.</b>	<b>62-123, 870 yds., 7 TDs, 1 INT, 102.7 Rtg.</b>
RB Clinton Portis	2002	Oct.	79 att., 358 yds. 3 TDs / 11 rec., 98 yds., 1 TD
RB Mike Anderson	2000	Dec.	104 att., 516 yds., 8 TDS / 4 rec., 34 yds.
RB Mike Anderson	2000	Sept.	85 att., 403 yds., 3 TDs / 5 rec., 39 yds.

## NIX LEADING BRONCOS TO WINS

With quarterback Bo Nix as its starter this season, Denver has accumulated a record of 6-5 (.545). The team's five wins are the most by any Broncos team starting a rookie quarterback in franchise history.

### MOST WINS, BRONCOS ROOKIE QBs, TEAM HISTORY

Rk.	Player	Year	Wins	Loss	Ties	Win%
1.	<b>Bo Nix</b>	<b>2024</b>	<b>6</b>	<b>5</b>	<b>0</b>	<b>.545</b>
2.	John Elway	1983	4	6	0	.400
	Drew Lock	2019	4	1	0	.800
4.	Jay Cutler	2006	2	3	0	.400
	Craig Penrose	1976	2	0	0	1.000

## AMONG THE NFL'S BEST SINCE WEEK 5

Since Week 5, quarterback Bo Nix has been one of the best signal callers in the NFL, completing 151-of-219 passes for 1,615 yards with 13 touchdowns and two interceptions (106.3 rtg.). His 106.3 passer rating in that span is the fourth-highest among all NFL passers with at least 145 pass attempts, behind only quarterbacks Jared Goff, Lamar Jackson and Joe Burrow.

Additionally, Nix has been one of the most accurate passers in the league in that span, recording a 68.9 completion percentage. That is the sixth best mark among quarterbacks with at least 145 passing attempts and second best among AFC signal callers.

### HIGHEST PASSER RATING, SINCE WEEK 5, NFL QBs, MIN. 145 ATT.

Rk.	Player	Team	Comp.	Att.	Yds.	TDs	INTs	Rtg.
1.	Jared Goff	Det.	109	146	1,477	15	5	126.4
2.	Lamar Jackson	Bal.	143	213	2,018	20	2	124.9
3.	Joe Burrow	Cin.	179	274	2,050	20	3	107.5
4.	<b>Bo Nix</b>	<b>Den</b>	<b>151</b>	<b>219</b>	<b>1,615</b>	<b>13</b>	<b>2</b>	<b>106.3</b>
5.	Justin Herbert	LAC	117	186	1,608	8	0	104.9

### HIGHEST COMP. %, SINCE WEEK 5, NFL QBs, MIN. 145 ATT.

Rk.	Player	Team	Comp.	Att.	Comp. %	Yds.	TDs	INTs
1.	Jared Goff	Det.	109	146	74.7	1,477	15	5
2.	Baker Mayfield	T.B.	152	215	70.7	1,521	16	7
3.	Patrick Mahomes	K.C.	156	223	70.0	1,500	9	6
4.	Kirk Cousins	Atl.	168	241	69.7	1,943	13	5
5.	Kyler Murray	Ari.	116	168	69.0	1,281	6	2
6.	<b>Bo Nix</b>	<b>Den.</b>	<b>151</b>	<b>219</b>	<b>68.9</b>	<b>1,615</b>	<b>13</b>	<b>2</b>





## KEEPING THE BALL OUT OF DANGER

QB Bo Nix has been one of the best quarterbacks in the NFL since Week 3 at finding the end zone while limiting turnovers, throwing for 14 touchdowns while recording only two interceptions. His 7.0 touchdown-to-interception ratio is third in the league among signal callers with at least 145 pass attempts in that span.

### HIGHEST TD/INT RATIO, SINCE WEEK 3, NFL QBs, MIN. 145 ATT.

Rk.	Player	Team	Comp.	Att.	Yds.	TDs	INTs	Ratio
1.	Justin Herbert	LAC	145	231	1,912	10	0	--
2.	Lamar Jackson	Bal.	168	246	2,356	23	2	11.5
<b>3.</b>	<b>Bo Nix</b>	<b>Den.</b>	<b>188</b>	<b>280</b>	<b>1,891</b>	<b>14</b>	<b>2</b>	<b>7.0</b>
4.	Joe Burrow	Cin.	230	343	2,606	25	4	6.3
5.	Jalen Hurts	Phi.	139	199	1,736	9	2	4.5

## NIX FIRST BRONCOS ROOKIE TO START WEEK 1 MATCHUP SINCE JOHN ELWAY

Selected by the Broncos in the first round (12th overall) of the 2024 NFL Draft, QB Bo Nix was announced as the Broncos starter for their Week 1 matchup at Seattle on Aug. 21 by Head Coach Sean Payton. Nix became just the 11th quarterback drafted by the Broncos to make a start during his rookie season.



Nix also became just the second Broncos rookie QB in franchise history—and first since Pro Football Hall of Fame QB John Elway in 1983—to start the club's Week 1 matchup.

### QBs DRAFTED BY BRONCOS TO START AS A ROOKIE

Player	Rd. (Ovr.)	Starting Debut	Result
Mickey Slaughter	7th (N/A)	vs. Bos. (9/29/63)	W, 14-10
Scotty Glacken	7th (N/A)	at Buf. (12/18/66)	L, 38-21
Marlin Briscoe	14th (N/A)	vs. Cin. (10/6/68)	W, 10-7
Craig Penrose	4th (107)	vs. K.C. (12/5/76)	W, 17-16
Gary Kubiak	8th (197)	vs. Sea. (11/20/83)	W, 38-27
Tommy Maddox	1st (25)	at LAA (11/22/92)	L, 24-0
Jay Cutler	1st (11)	vs. Sea. (12/3/06)	L, 23-20
Tim Tebow	1st (25)	at Oak. (12/19/10)	L, 39-23
Paxton Lynch	1st (26)	vs. Atl. (10/9/16)	L, 23-16
Drew Lock	2nd (42)	vs. LAC (12/2/19)	W, 23-20
<b>Bo Nix</b>	<b>1st (12)</b>	<b>at Sea. (9/8/24)</b>	<b>L, 20-26</b>

### QUARTERBACKS DRAFTED BY DENVER TO START FOR THE TEAM

Player	Year Drafted	Rd. (Ovr.)	GS w/Denver
Mickey Slaughter	1963	7 (N/A)	19
Scotty Glacken	1966	7 (N/A)	1
Marlin Briscoe	1968	14 (357)	5
Chuck Pastrana	1969	11 (270)	3
John Hufnagel	1973	14 (348)	1
Craig Penrose	1976	4 (107)	4
Mark Herrmann	1981	4 (98)	1
Gary Kubiak	1983	8 (197)	5
Tommy Maddox	1992	1 (25)	4
Brian Griese	1998	3 (91)	51
Jarious Jackson	2000	7 (214)	1
Jay Cutler	2006	1 (11)	37
Tim Tebow	2010	1 (25)	14
Brock Osweiler	2012	2 (57)	7
Trevor Siemian	2015	7 (250)	24
Paxton Lynch	2016	1 (26)	4
Drew Lock	2019	2 (42)	21
<b>Bo Nix</b>	<b>2024</b>	<b>1 (12)</b>	<b>11</b>

## NIX'S TRIPLE PLAY



Quarterback Bo Nix joined exclusive company after the Broncos' Week 9 matchup against the Ravens. After catching a touchdown pass from wide receiver Courtland Sutton, Nix joined quarterbacks Marcus Mariotta (2015) and Kordell Stewart (1995) as the only signal callers in league history to record at least one passing, rushing and receiving touchdown as a rookie.

Additionally, Nix became just the second Broncos signal caller in team annals to accomplish that feat, joining Pro Football Hall of Fame quarterback John Elway (1986).

### ROOKIE QBs WITH AT LEAST 1 PASSING, 1 RUSHING AND 1 RECEIVING TOUCHDOWN, NFL HISTORY

Player	Season	Pass TDs	Rush TDs	Rec. TDs
<b>Bo Nix</b>	<b>2024</b>	<b>14</b>	<b>4</b>	<b>1</b>
Marcus Mariotta	2015	19	2	1
Kordell Stewart	1995	1	1	1

## BO KNOWS TOUCHDOWNS

Quarterback Bo Nix has combined for 19 offensive touchdowns through 11 weeks this season, tallying 14 passing scores, four rushing touchdowns and one reception in the end zone. His 19 offensive scores are the most among all rookie players this season, and he is the only player in the NFL to record at least one touchdown passing, rushing and receiving.

### MOST OFFENSIVE TDs, 2024 ROOKIES

Rk.	Player	Team	Pass TDs	Rush TDs	Rec. TDs	TDs
<b>1.</b>	<b>Bo Nix</b>	<b>Den.</b>	<b>14</b>	<b>4</b>	<b>1</b>	<b>19</b>
2.	Jayden Daniels	Was.	10	4	0	14
3.	Drake Maye	N.E.	9	1	0	10
4.	Caleb Williams	Chi.	9	0	0	9

## NIX TOPPING THE CHARTS

This season, quarterback Bo Nix has completed 234-of-357 passes (65.5%) for 2,275 yards with 14 touchdowns and six interceptions (89.3 rtg.). His 234 completions are the most by a Broncos rookie quarterback while his 62.6 completion percentage is the second highest among that group.

Additionally, his 2,275 passing yards are the most among any Broncos rookie signal caller and his 14 passing touchdowns are tied for the most by a Broncos first year player.

### MOST COMPLETIONS, BRONCOS ROOKIE QBs, TEAM HISTORY

Rk.	Player	Year	Comp.	Att.	Yds.	TDs	INTs	Rtg.
<b>1.</b>	<b>Bo Nix</b>	<b>2024</b>	<b>234</b>	<b>357</b>	<b>2,275</b>	<b>14</b>	<b>6</b>	<b>89.3</b>
2.	John Elway	1983	123	259	1,663	7	14	54.9
3.	Mickey Slaughter	1963	112	223	1,689	13	14	68.8
4.	Drew Lock	2019	100	156	1,020	7	3	89.7
5.	Marlin Briscoe	1968	93	224	1,589	14	13	62.9

### MOST PASSING YARDS, BRONCOS ROOKIE QBs, TEAM HISTORY

Rk.	Player	Year	Comp.	Att.	Yds.	TDs	INTs	Rtg.
<b>1.</b>	<b>Bo Nix</b>	<b>2024</b>	<b>234</b>	<b>357</b>	<b>2,275</b>	<b>14</b>	<b>6</b>	<b>89.3</b>
2.	Mickey Slaughter	1963	112	223	1,689	13	14	68.8
3.	John Elway	1983	123	259	1,663	7	14	54.9
4.	Marlin Briscoe	1968	93	224	1,589	14	13	62.9
5.	Drew Lock	2019	100	156	1,020	7	3	89.7



## NIX WITH A NOSE FOR THE END ZONE



With his rushing touchdown in Week 8 against Carolina, quarterback Bo Nix surpassed quarterback Marlin Briscoe for the second-most rushing scores by a Broncos rookie signal caller (4). Only Quarterback Tim Tebow (6) recorded more in his first season in the NFL with Denver.

Additionally, his 295 yards rushing are the second-most by a Broncos rookie quarterback in team history, behind only quarterback Marlin Briscoe (308) in 1968


### MOST RUSHING TDs, BRONCOS ROOKIE QBs, TEAM HISTORY

Rk.	Player	Year	Att.	Yds.	Avg.	TDs
1.	Tim Tebow	2010	43	227	5.3	6
2.	<b>Bo Nix</b>	<b>2024</b>	<b>63</b>	<b>295</b>	<b>4.7</b>	<b>4</b>
3.	Marlin Briscoe	1968	41	308	7.5	3

### MOST RUSHING YARDS, BRONCOS ROOKIE QBs, TEAM HISTORY

Rk.	Player	Year	Att.	Yds.	Avg.	TDs
1.	Marlin Briscoe	1968	41	308	7.5	3
2.	<b>Bo Nix</b>	<b>2024</b>	<b>63</b>	<b>295</b>	<b>4.7</b>	<b>4</b>
3.	Tim Tebow	2010	43	227	5.3	6
4.	John Elway	1983	28	146	5.2	1
5.	Mickey Slaughter	1963	29	127	4.4	1

## PUTTING A 'BO' ON IT



In Week 11, QB Bo Nix completed 28-of-33 passes (84.8%) for 307 yards with four touchdowns and no interceptions (145.0 rtg.). With that performance, he became just the second NFL rookie in league history to record at least 300 passing yards, four passing scores and have a passer rating of at least 140.0 in a game. He also became the first rookie in NFL history to record 300 passing yards, 4 passing scores and have a completion percentage of at least 80% in a game.

Additionally, his 84.4 completion percentage was the second-highest by any Broncos quarterback in a game with at least 30 passing attempts.

### ROOKIES WITH 300+ PASSING YDS., 4+ PASSING TDs & 140+ PASSER RATING, LEAGUE HISTORY

Player	Game	Comp.	Att.	Yds.	TDs	INTs	Rtg.
<b>Bo Nix</b>	<b>vs. Atl. (11/17/24)</b>	<b>28</b>	<b>33</b>	<b>307</b>	<b>4</b>	<b>0</b>	<b>145.0</b>
C.J. Stroud	vs. T.B. (11/5/23)	30	42	470	5	0	147.8

### HIGHEST COMP. PERCENTAGE, MIN. 30 ATT., TEAM HISTORY

Player	Game	Comp.	Att.	Comp. %	Yds.	TDs	INTs
Manning	vs. Oak. (9/23/13)	32	37	86.5	374	3	0
<b>Nix</b>	<b>vs. Atl. (11/17/24)</b>	<b>28</b>	<b>33</b>	<b>84.8</b>	<b>307</b>	<b>4</b>	<b>0</b>
Manning	vs. Phi. (9/29/13)	28	34	82.4	327	4	0

## WILLIAMS AMONG BEST BRONCOS RBs IN FIRST 48 GAMES



Broncos running back Javonte Williams has started 27-of-48 games played, posting 579 rushes for 2,328 yards (4.0 avg.) with 10 touchdowns. Among Broncos running backs in their first 48 career games with the team, Williams' 2,328 rushing yards are the 11th most in franchise history.

### MOST RUSHING YARDS, FIRST 48 CAREER GAMES, BRONCOS RBs

Rk.	Player	Year	Att.	Yards	Avg.	TDs
1.	Terrell Davis	1995-98	1,024	4,775	4.7	40
2.	Clinton Portis	2002-03	563	3,099	5.5	29
3.	Otis Armstrong	1973-77	604	2,811	4.7	16
4.	Sammy Winder	1982-85	710	2,722	3.8	14
5.	Knowshawn Moreno	2009-13	650	2,668	4.1	19
6.	Mike Anderson	2000-03	563	2,566	4.6	21
7.	Phillip Lindsay	2018-20	534	2,550	4.8	17
8.	C.J. Anderson	2013-17	540	2,435	4.5	18
9.	Bobby Humphrey	1989-91	593	2,386	4.0	14
10.	Tatum Bell	2004-08	488	2,376	4.9	13
11.	<b>Javonte Williams</b>	<b>2021-24</b>	<b>579</b>	<b>2,328</b>	<b>4.0</b>	<b>10</b>

## WILLIAMS REACHES 2,000 RUSHING YARDS

With his 16 carries for 77 yards (4.8 avg.) performance against the Jets in Week 4, running back Javonte Williams eclipsed the 2,000 rushing yards mark. He became just the 12th Bronco in team history to reach that plateau in his fourth NFL season.

### BRONCOS WITH 2,000 RUSHING YARDS, FIRST FOUR NFL SEASONS

Player	Years	Yards	Player	Years	Yards
Davis	1995-98	6,413	Lindsay	2018-20	2,550
Portis	2002-03	3,099	Moreno	2009-12	2,430
Winder	1982-85	2,883	Humphrey	1989-91	2,386
M. Anderson	2000-03	2,808	Bell	2004-06	2,342
Armstrong	1973-76	2,660	<b>Williams</b>	<b>2021-24</b>	<b>2,328</b>
Little	1967-70	2,595	C. Anderson	2013-16	2,044

## A DUAL THREAT FROM THE BACKFIELD

Denver Broncos running back Javonte Williams has tallied 141 receptions for 870 yards (6.2 avg.) with five touchdowns in his first 48 career games. Among Broncos ball carriers in that span, Williams' 141 receptions ranks first.

### MOST RECEPTIONS, BRONCOS RBs, FIRST 48 CAREER GAMES


Rk.	Player	Years	Rec.	Yds.	Avg.	TDs
1.	<b>Javonte Williams</b>	<b>2021-24</b>	<b>141</b>	<b>870</b>	<b>6.2</b>	<b>5</b>
2.	Terrell Davis	1995-98	129	979	7.6	3
3.	Glyn Milburn	1993-94	115	849	7.4	6
4.	Dave Preston	1978-81	106	899	8.5	2
	Sammy Winder	1982-85	106	689	6.5	2





## WILLIAMS PRODUCING BIG RUSHING AND RECEIVING GAMES

Against Las Vegas in Week 5, running back Javonte Williams totaled 61 rushing yards on 13 carries (4.7 avg.) and 50 receiving yards on five catches (10.0). It is his third career game with at least 50 rushing and 50 receiving yards, which is the sixth most in team history among all running backs.



### MOST GAMES WITH 50+ REC. YARDS AND 50+ RUSH YARDS, ALL RBs, TEAM HISTORY

Rk.	Player	Years	Games
1.	Floyd Little	1968-75	8
2.	Otis Armstrong	1974-76	6
3.	Terrell Davis	1995-98	5
	Knowshon Moreno	2010-13	5
5.	Clinton Portis	2022-03	4
6.	<b>Javonte Williams</b>	<b>2021-24</b>	<b>3</b>

## McLAUGHLIN TURNING HEADS TO START CAREER



In his first two professional seasons, Broncos running back Jaleel McLaughlin has appeared in 28 games (5 starts) and totaled 135 carries for 649 rushing yards with two touchdowns. Among undrafted Broncos rookies in their first two seasons, McLaughlin's 649 yards on the ground ranks fifth.

Additionally, his 856 scrimmage yards are the fourth most by a Broncos undrafted rookie running back in his first two years in team annals.

### MOST RUSHING YARDS, BRONCOS UNDRAFTED ROOKIES,

#### FIRST TWO SEASONS

Rk.	Player	Years	Att.	Yds.	Avg.	TDs
1.	Phillip Lindsay	2018-19	416	2,048	4.9	16
2.	Selvin Young	2007-08	201	1,032	5.1	2
3.	C.J. Anderson	2013-14	186	887	4.8	8
4.	Mike Bell	2006-07	163	680	4.2	8
5.	<b>Jaleel McLaughlin</b>	<b>2023-24</b>	<b>135</b>	<b>649</b>	<b>4.8</b>	<b>2</b>

### MOST SCRIMMAGE YARDS, BRONCOS UNDRAFTED ROOKIE RBs,

#### FIRST TWO SEASONS

Rk.	Player	Years	Touchees	Yds.
1.	Phillip Lindsay	2018-19	486	2,485
2.	Selvin Young	2007-08	239	1,279
3.	C.J. Anderson	2013-14	220	1,211
4.	<b>Jaleel McLaughlin</b>	<b>2023-24</b>	<b>182</b>	<b>856</b>
5.	Mike Bell	2006-07	184	845

## SUTTON AMONG BRONCOS BEST WRs IN FIRST 92 GAMES



Broncos wide receiver Courtland Sutton's career numbers rank near the top of all Broncos wide receivers in their first 92 career games. For his career, Sutton has totaled 347 receptions for 4,906 yards (14.1 avg.) with 27 touchdowns. His 4,906 receiving yards ranks third among all Broncos wideouts in that span.

### RECEIVING YARDS, BRONCOS WRs, FIRST 92 CAREER GAMES

Rk.	Player	Rec.	Yds.	Avg.	TDs
1.	Demaryius Thomas	493	7,077	14.4	51
2.	Rod Smith	385	5,773	15.0	36
3.	<b>Courtland Sutton</b>	<b>347</b>	<b>4,906</b>	<b>14.1</b>	<b>27</b>
4.	Vance Johnson	326	4,536	13.9	28
5.	Steve Watson	250	4,520	18.1	27

## SUTTON AMONG BEST BRONCOS TO CATCH THE DEEP BALL

Since joining the Broncos in 2018, wide receiver Courtland Sutton has made 57 "big plays receiving" (receptions of 25+ yards), which is the fourth most in team history. It is also the most since wide receiver Demaryius Thomas recorded 80 during his time in Denver from 2010-18.

Additionally, Sutton's 57 "big plays receiving" also ranks third among active AFC players since he entered the NFL in 2018. Only Tyreek Hill (92) and Travis Kelce (58) have recorded more such receptions in that span.

### BIG PLAYS RECEIVING (25+ YARDS), TEAM HISTORY, SINCE 1994

Rk.	Player	Years	Rec.	Yds.	Avg.	TDs	25+
1.	Rod Smith	1995-2006	849	11,389	13.4	68	86
2.	Demaryius Thomas	2010-18	665	9,055	13.6	60	80
3.	Shannon Sharpe	1990-2003	675	8,439	12.5	55	61
4.	<b>Courtland Sutton</b>	<b>2018-24</b>	<b>347</b>	<b>4,906</b>	<b>14.1</b>	<b>27</b>	<b>57</b>
	Ed McCaffrey	1995-2003	462	6,200	13.4	46	53

### BIG PLAYS RECEIVING (25+ YARDS), AFC, SINCE 2018

Rk.	Player	Team	Rec.	Yds.	Avg.	TDs	25+
1.	Tyreek Hill	K.C. / Mia.	625	8,886	14.2	66	92
2.	Travis Kelce	K.C.	662	7,935	12.0	54	58
3.	<b>Courtland Sutton</b>	<b>Den.</b>	<b>347</b>	<b>4,906</b>	<b>14.1</b>	<b>27</b>	<b>57</b>
4.	Mike Williams	LAC / NYJ	311	4,909	15.8	32	50
5.	Keenan Allen	LAC	581	6,520	11.2	37	43
	Ja'Marr Chase	Cin.	341	4,773	14.0	41	43

## RACKING UP THE YARDS

Since Week 8, wide receiver Courtland Sutton has been one of the best in the NFL in racking up receiving yards, totaling 370 yards on 28 catches (13.2 avg.) with one touchdown. His 370 yards through the air are the third most in the entire league in that span, behind only Ja'Marr Chase (436) and Justin Jefferson (381).

### MOST RECEIVING YARDS, ALL NFL PLAYERS, SINCE WEEK 8

Rk.	Player	Team	Rec.	Yds.	Avg.	TDs
1.	Ja'Marr Chase	Cincinnati	34	436	12.8	6
2.	Justin Jefferson	Minnesota	26	381	14.7	0
3.	<b>Courtland Sutton</b>	<b>Denver</b>	<b>28</b>	<b>370</b>	<b>13.2</b>	<b>1</b>
4.	Jaxon Smith-Njigba	Seattle	23	359	15.6	2
5.	Calvin Ridley	Tennessee	24	358	14.9	2





## SUTTON FINDING DIFFERENT WAYS TO THE END ZONE



In the Broncos' Week 9 matchup against Baltimore, wide receiver Courtland Sutton recorded his first career passing touchdown after finding quarterback Bo Nix for a two-yard score. With that pass, he became just the third wide receiver in team history to record a passing touchdown, joining wide receivers Emmanuel Sanders and Arthur Marshall.

### WIDE RECEIVERS TO PASS FOR AT LEAST ONE TOUCHDOWN, TEAM HISTORY

Player	Game	TD Pass Yds.
<b>Courtland Sutton</b>	at Bal. (11/3/24)	<b>2</b>
Emmanuel Sanders	at Ari. (10/18/18)	28
Arthur Marshall	2x, last: vs. Ind. (10/3/93)	30

## SUTTON REACHES TOP-10 STATUS

Since being drafted by the Broncos in the second round (40th overall) of the 2018 NFL Draft, wide receiver Courtland Sutton has caught 347 passes. That is the 10th most in team history and is the most since wide receiver Emmanuel Sanders caught 404 passes from 2014-19.

### MOST RECEPTIONS, TEAM HISTORY

Rk.	Player	Rec.	Yds.	Avg.	TDs
1.	Rod Smith	849	11,389	13.4	68
2.	Shannon Sharpe	675	8,439	12.5	55
3.	Demaryius Thomas	665	9,055	13.6	60
4.	Lionel Taylor	543	6,872	12.7	44
5.	Ed McCaffrey	462	6,200	13.4	46
6.	Vance Johnson	415	5,695	13.7	37
7.	Emmanuel Sanders	404	5,361	13.3	28
8.	Riley Odoms	396	5,755	14.5	41
9.	Steve Watson	353	6,112	17.3	36
<b>10.</b>	<b>Courtland Sutton</b>	<b>347</b>	<b>4,906</b>	<b>14.1</b>	<b>27</b>

## SUTTON FIFTH-FASTEST BRONCO TO 300 RECEPTIONS

In the 2024 season opener, wide receiver Courtland Sutton recorded four receptions for 38 yards (9.5 avg.) to help him eclipse the 300 career reception mark. Through 82 career games, Sutton produced 302 catches for 4,297 yards (14.2 avg.) with 24 scores.

He became just the fifth Bronco—and first since former Broncos wide receiver Demaryius Thomas in 2014—to reach 300 receptions in 82 games or less. Only Brandon Marshall (59 games), Thomas (62), Vance Johnson (79) and Rod Smith (80) reached that milestone faster.

### FASTEST TO 300 CAREER RECEPTIONS, TEAM HISTORY

Rk.	Player	Games	Rec.	Yds.	Avg.	TDs
1.	Brandon Marshall	59	312	3,907	12.5	24
2.	Demaryius Thomas	62	305	4,700	15.4	36
3.	Vance Johnson	79	300	4,240	14.1	25
4.	Rod Smith	80	303	4,536	15.0	31
<b>5.</b>	<b>Courtland Sutton</b>	<b>82</b>	<b>302</b>	<b>4,297</b>	<b>14.2</b>	<b>24</b>

## MR. 4,000

Wide receiver Courtland Sutton posted 287 receptions for 4,047 yards (14.1 avg.) with 22 touchdowns through the first 76 games of his career. After recording 61 receiving yards in Week 12 versus Cleveland in 2023, Sutton surpassed 4,000 yards for his career.

Sutton became the 12th Broncos wideout—first since Demaryius Thomas in 2018—to accomplish the feat. Only Thomas (57), Brandon Marshall (61), Vance Johnson (74) and Rod Smith (75) hit the 4,000-yard plateau in fewer games.

### FASTEST PLAYERS TO 4,000 CAREER REC. YARDS, TEAM HISTORY

Rk.	Player	Games	Rec.	Yds.	Avg.	TDs
1.	Demaryius Thomas	57	261	4,065	15.6	33
2.	Brandon Marshall	61	327	4,019	12.3	25
3.	Vance Johnson	74	286	4,049	14.2	24
4.	Rod Smith	75	267	4,016	15.0	28
<b>5.</b>	<b>Courtland Sutton</b>	<b>76</b>	<b>287</b>	<b>4,047</b>	<b>14.1</b>	<b>22</b>

## SUTTON KEEPS ADDING TOUCHDOWNS


Wide receiver Courtland Sutton set a career high in touchdown receptions last season, totaling 10 catches in the end zone in 16 games played. With that performance, he became the first Bronco since 2015 to record double-digit touchdown catches in a season.

In his career, Sutton has totaled 27 touchdown catches in 92 games as a Bronco, which is the 13th most in team history.

### WR COURTLAND SUTTON'S YEAR-BY-YEAR TOUCHDOWN TOTALS

Year	Games	TDs
2018	16	4
2019	16	6
2020	1	0
2021	17	2
2022	15	2
2023	16	10
2024	11	3
<b>TOTAL</b>	<b>92</b>	<b>27</b>

## VELE MAKES BIG INITIAL IMPRESSION



In his first seven career games, wide receiver Devaughn Vele has caught 26 passes for 281 yards (10.8 avg.). His 26 receptions are the third most by a Bronco in his first seven career contests, behind only Eddie Royal (46) and Terrell Davis (29).

### MOST RECEPTIONS BY A BRONCO IN FIRST SEVEN GAMES,

#### TEAM HISTORY

Rk.	Player	Rec.	Yds.	Avg.	TDs
1.	Eddie Royal	46	461	10.0	3
2.	Terrell Davis	29	235	8.1	1
<b>3.</b>	<b>Devaughn Vele</b>	<b>26</b>	<b>281</b>	<b>10.8</b>	<b>1</b>
4.	Greg Dulcich	25	319	12.8	1
5.	Jerry Jeudy	23	359	15.6	1



## BOLLES HITS THE CENTURY MARK



After his start at left tackle in Seattle in Week 1, tackle Garett Bolles became just the sixth Bronco all-time to reach 100 career starts at offensive tackle and the first player in team annals to reach 100 starts at left tackle. Currently, he has recorded the fifth-most starts (110) among any tackle in team history.

### MOST CAREER STARTS AT TACKLE, TEAM HISTORY

Rk.	Player	Years	Starts
1.	Ken Lanier	1981-94	165
2.	Matt Lepsis	1998-2007	133
3.	Dave Studdard	1979-88	124
4.	Claudie Minor	1974-82	123
5.	<b>Garett Bolles</b>	<b>2017-24</b>	<b>110</b>

## BOLLES PROTECTING THE BLIND SIDE

Tackle Garett Bolles has been one of the best at his position this season in pass protection, allowing pressures on just 5.1 percent of pass blocking snaps. According to *NextGen Stats*, that is the second-lowest quarterback pressure percentage allowed among NFL tackles this year with at least 300 pass blocking snaps.

### LOWEST QB PRESSURE % ALLOWED BY NFL TACKLES, 2024 SEASON,

#### MIN. 300 PASS BLOCK SNAPS, PER *NEXTGEN STATS*

Rk.	Player	Team	QBP	QBP%
1.	Tristan Wirfs	Tampa Bay	14	3.8
2.	<b>Garett Bolles</b>	<b>Denver</b>	<b>20</b>	<b>5.1</b>
3.	Spencer Brown	Buffalo	19	5.7
4.	Tyron Smith	N.Y. Jets	23	6.3
5.	Penei Sewell	Detroit	21	6.8

## BRONCOS INTERIOR LINE AMONG THE BEST



Denver's two guards, Ben Powers and Quinn Meinerz, have been among the league's best this season in limiting pressures allowed on the quarterback. Powers and Meinerz have both allowed a pressure on just 4.1 percent of their pass blocking snaps, which is the second-lowest among

NFL guards with 300 pass blocking snaps, per *NextGen Stats*.

### LOWEST QB PRESSURE % ALLOWED BY NFL GUARDS, 2024 SEASON,

#### MIN. 300 PASS BLOCK SNAPS, PER *NEXTGEN STATS*

Rk.	Player	Team	QBP	QBP%
1.	John Simpson	N.Y. Jets	14	3.5
2.	Brandon Scherff	Jacksonville	15	4.1
	<b>Ben Powers</b>	<b>Denver</b>	<b>17</b>	<b>4.1</b>
	<b>Quinn Meinerz</b>	<b>Denver</b>	<b>17</b>	<b>4.1</b>
5.	Tyler Smith	Dallas	13	4.3

## DENVER WITH SECOND MULTI-SAFETY GAME

For just the second time in team history, the Broncos recorded multiple safeties in the same game after recording a pair in the second quarter in their Week 1 matchup against Seattle. It is just the third time in NFL history that a team recorded multiple safeties in a season opening game.



Additionally, it is just the seventh time since 2000—and first since 2017—that a team recorded at least two safeties in the same game.


### MULTIPLE SAFETY GAMES IN WEEK 1, NFL HISTORY

Team	Game	Safeties
<b>Denver</b>	<b>at Sea. (9/8/24)</b>	<b>2</b>
New Orleans	vs. Cle. (9/13/87)	2
N.Y. Giants	at Pit. (9/17/50)	2

### MUTIPLE SAFETY GAMES, SINCE 2000

Team	Game	Safeties
<b>Denver</b>	<b>at Sea. (9/8/24)</b>	<b>2</b>
Miami	vs. Den. (12/3/17)	2
St. Louis	at Ari. (11/6/11)	2
Minnesota	vs. G.B. (11/9/08)	2
Buffalo	vs. Hou. (11/16/03)	2
Minnesota	at Atl. (10/5/03)	2
Dallas	vs. Ari. (10/5/03)	2

## BRONCOS 'D' GETTING TO THE QB



Through 11 games this season, the Broncos have totaled 39 sacks, including four in their Week 11 matchup against the Falcons. That is the most quarterback takedowns in the NFL this season.

In addition to that, Denver's 39 sacks are tied for the second-most by the club through 11 games of a season.

### MOST SACKS, 2024 SEASON

Rk.	Team	Sacks
1.	<b>Denver</b>	<b>39</b>
2.	N.Y. Giants	36
3.	Baltimore	35
	Minnesota	35
5.	L.A. Chargers	34
	N.Y. Jets	34

### MOST SACKS THROUGH 11 GAMES, TEAM HISTORY

Rk.	Year	Sacks
1.	1986	44
2.	<b>2024</b>	<b>39</b>
	1984	39
4.	1970	38
	1998	38





## FEWER THAN 20

The Broncos have allowed less than 20 points in seven games this season, including holding the Atlanta Falcons to season-low 6 points in Week 11. Over the last five NFL seasons (2020-24), Denver has held opponents to 19 points or fewer 39 times, which is tied for the second most in the league in that span.



### SINGLE GAMES SURRENDERING FEWER THAN 20 POINTS, NFL, SINCE 2020

Rk. Team	# of Games	W-L
1. Pittsburgh	41	36-4-1
<b>2. Denver</b>	<b>39</b>	<b>24-15</b>
Baltimore	39	32-7
4. San Francisco	37	33-4
5. Buffalo	35	33-2

## BRONCOS FORCING HARD-FOUGHT YARDS

Denver's defense has allowed an average of 4.65 yards per play through 11 games, which is the lowest mark among all NFL teams this season. The Broncos most recently averaged under five yards allowed per play during the 2017 season (4.9 ypp).

### YARDS PER PLAY ALLOWED, NFL TEAMS, 2024 SEASON

Rk. Team	YPP
<b>1. Denver</b>	<b>4.65</b>
2. Philadelphia	4.70
3. Tennessee	4.81
4. N.Y. Jets	4.88
5. Houston	4.92

## RED ZONE DOMINANCE

The Denver defense has allowed 12 touchdowns this season on 28 red zone trips by their opponents. Their 42.9 percent mark in the red zone is tied for the third best in the NFL while their 12 scores allowed from inside the 20-yard line is tied for the second best in the league.

### RED ZONE DEFENSE, NFL TEAMS, 2024 SEASON

Rk. Team	RZ TDs	RZ Drives	RZ %
1. Chicago	13	32	40.6
2. L.A. Chargers	9	22	40.9
<b>3. Denver</b>	<b>12</b>	<b>28</b>	<b>42.9</b>
Detroit	12	28	42.9
5. Philadelphia	13	28	46.4
N.Y. Giants	13	28	46.4

## LIMITING YARDS BY GROUND AND AIR

Through 11 games this season, the Broncos have allowed an average of 289.4 yards per game to their opponents, which is the fourth fewest in the NFL. Only Philadelphia (273.1) and Tennessee (278.0) have averaged fewer yards allowed per game this year.

### YARDS ALLOWED PER GAME, NFL TEAMS, 2024 SEASON

Rk. Team	YPG
1. Philadelphia	273.1
2. Tennessee	278.0
<b>4. Denver</b>	<b>289.4</b>
4. Houston	297.1
5. Kansas City	297.5

## DEFENSE SHUTTING DOWN THE RUSHING ATTACK...

So far in 2024, the Broncos defense has averaged 3.79 rushing yards per play against them, which is the fourth fewest among all NFL teams. Only Baltimore (3.41), Minnesota (3.58) and Kansas City (3.61) have allowed fewer rushing yards per game within the league.

### RUSHING YARDS ALLOWED PER PLAY, NFL TEAMS, 2024 SEASON

Rk. Team	Rush YPP
1. Baltimore	3.41
2. Minnesota	3.58
3. Kansas City	3.61
<b>4. Denver</b>	<b>3.79</b>
5. Pittsburgh	4.05

## ...AND GROUNDED THE AIR GAME

Denver has also been one of the best team in defending the pass this season, averaging the third lowest yards allowed per pass in the NFL in 2024. Only Philadelphia (5.46) and Houston (5.71) have allowed fewer yards through the air per attempt.

### PASSING YARDS ALLOWED PER PLAY, NFL TEAMS, 2024 SEASON

Rk. Team	Pass YPP
1. Philadelphia	5.46
2. Houston	5.71
<b>3. Denver</b>	<b>5.83</b>
4. Tennessee	5.86
5. L.A. Chargers	6.08

## REINING IN OPPOSING OFFENSES

This season, the Broncos have allowed 183 points in 11 games, averaging 16.6 points allowed per game. That is the third best mark in the NFL, behind only the L.A. Chargers (14.5) and Pittsburgh (16.2).



### POINTS ALLOWED PER GAME, NFL TEAMS, 2024 SEASON

Rk. Team	Games	Points	PPG
1. L.A. Chargers	10	145	14.5
2. Pittsburgh	10	162	16.2
<b>3. Denver</b>	<b>11</b>	<b>183</b>	<b>16.6</b>
4. Minnesota	10	170	17.0
5. Detroit	10	177	17.7

## BRONCOS DEFENSE OFF TO HOT START

Through the first eight games of the season, the Broncos did not allow any opponent to gain more than 350 total yards of offense in any game. It was tied for the fifth-longest streak to start a season in team history and the longest since the 2003 season.

### LONGEST STREAKS HOLDING OPPONENTS TO 350 TOTAL YARDS OR LESS TO START A SEASON, TEAM HISTORY

Season	Start	End	Games
1977	vs. Stl. (9/18/77)	at Dal. (12/18/77)	14
1972	vs. Hou. (9/17/72)	vs. N.E. (12/17/72)	14
1981	vs. Oak. (9/6/81)	vs. Min. (11/2/81)	9
1978	vs. Oak. (9/3/78)	at Sea. (10/29/78)	9
<b>2024</b>	<b>at Sea. (9/8/24)</b>	<b>vs. Car. (10/27/24)</b>	<b>8</b>
2003	at Cin. (9/7/03)	at Bal. (10/26/03)	8
2002	vs. Stl. (9/8/02)	at N.E. (10/27/02)	8





## PRO BOWL PAT

In his third professional season, Broncos cornerback Pat Surtain II earned his second Pro Bowl nod. He totaled 69 tackles (59 solo), one interception and 12 passes defended.



With the selection, Surtain is just the second Broncos cornerback to earn multiple Pro Bowl nods in his first three seasons. He's also the sixth corner in franchise history to be named a Pro Bowler in consecutive seasons.

### BRONCOS CORNERBACKS WITH MULTIPLE PRO BOWL

#### SELECTIONS IN FIRST THREE SEASONS

Player	No.	Years
Pat Surtain II	2	2022-23
Willie Brown^	2*	1964-65

^Pro Football Hall of Famer; \*AFL All-Star selections

### BRONCOS CBs NAMED TO PRO BOWL IN CONSECUTIVE YEARS

Player	Years
Willie Brown^	1964-65*
Louis Wright	1977-79
Champ Bailey^	2004-07, '09-12
Chris Harris Jr.	2014-16
Aqib Talib	2014-17
<b>Pat Surtain II</b>	<b>2022-23</b>

^Pro Football Hall of Famer; \*AFL All-Star selections

## SURTAIN LOCKING UP OPPONENTS



According to *Pro Football Focus* and *NextGen Stats*, cornerback Pat Surtain II has been one of the best in coverage in the NFL this season. Among those at his position, he has surrendered the fewest receiving yards (142) (min. 275 coverage snaps) while also allowing the lowest passer rating when targeted (50.2) among cornerbacks (min. 200 coverage snaps).

### FEWEST REC. YDS. ALLOWED BY A CB (MIN. 275 COVERAGE SNAPS),

#### 2024 SEASON, PER PRO FOOTBALL FOCUS

Rk.	Player	Team	Rec.	Yds.
1.	Pat Surtain II	Denver	18	142
2.	Riq Woolen	Seattle	18	154
3.	Jakorian Bennett	Las Vegas	18	176
4.	Christian Benford	Buffalo	22	180
5.	Darius Slay	Philadelphia	18	189

### LOWEST PASSER RATING ALLOWED BY A CB (MIN. 200 COV. SNAPS),

#### 2024 SEASON, PER NEXTGEN STATS

Rk.	Player	Team	Rtg.
1.	Pat Surtain II	Denver	50.2
2.	Jaylon Johnson	Chicago	53.1
3.	Nate Wiggins	Baltimore	55.6
4.	Marlon Humphrey	Baltimore	56.5
5.	Donte Jackson	Pittsburgh	57.3

## PS2 IS IN THE GAME

This season, cornerback Pat Surtain II has been targeted 26 times over 265 coverage snaps and allowed just 147 yards on 16 receptions, per *NextGen Stats*. Among all cornerbacks with at least 200 coverage snaps this year, Surtain has averaged the lowest average EPA when targeted, recording a -0.70 mark.

### LOWEST EPA/TARGET, NFL CBs, MIN. 200 COV. SNAPS,

#### PER NEXTGEN STATS

Rk.	Player	Team	EPA/Target
1.	Pat Surtain II	Denver	-0.70
2.	Nate Wiggins	Baltimore	-0.62
3.	Paulson Adebo	New Orleans	-0.47
4.	Tarheeb Still	L.A. Chargers	-0.42
5.	Christian Benford	Buffalo	-0.31

## CAN'T GET PAST PAT

While also being one of the best defensive backs in coverage, cornerback Pat Surtain II has also shown his tackling ability, limiting opposing receivers to just 32 yards after the catch this year. That is the fewest yards after catch allowed by all NFL cornerbacks with at least 200 coverage snaps, per *NextGen Stats*.

### FEWEST YARDS AFTER CATCH ALLOWED, NFL CBs, MIN. 200 COV.

#### SNAPS, PER NEXTGEN STATS

Rk.	Player	Team	YAC
1.	Pat Surtain II	Denver	32
2.	D.J. Reed	N.Y. Jets	42
3.	Samuel Womack	Indianapolis	43
4.	Riq Woolen	Seattle	43
5.	Quinyon Mitchell	Philadelphia	48

## SURTAIN KNOCKING IT OUT OF THE AIR

Cornerback Pat Surtain II, who totaled 36 passes defended in his first three NFL seasons, has tallied seven passes defended this season. In his first 60 career games (59 starts), Surtain totaled 43 PDs, which is tied for the second most amongst all Broncos in that span.

### MOST PASSES DEFENSED, FIRST 60 CAREER GAMES, TEAM HISTORY

Rk.	Player	Years	PDs
1.	Bradley Roby	2014-17	46
2.	Pat Surtain II	2021-24	43
	Chris Harris Jr.	2011-14	43
4.	Kelly Herndon	2002-04	41
5.	Deltha O'Neal	2000-03	39

## TAKING IT THE DISTANCE

In Week 5 against Las Vegas, cornerback Pat Surtain II intercepted Raiders quarterback Gardner Minshew and returned it 100 yards for a pick-six. It was the second longest interception return for a touchdown in team history and just the second such play to go for over 100 yards, joining cornerback Aqib Talib's 103-yard return against Dallas in 2017.



### LONGEST INT RETURN FOR A TD, TEAM HISTORY

Player	Game	Yards
Aqib Talib	vs. Dal. (9/17/17)	103
<b>Pat Surtain II</b>	<b>vs. L.V. (10/6/24)</b>	<b>100</b>
Chris Harris Jr.	at Bal. (12/16/12)	98
Randy Gradishar	at Cle. (10/5/80)	93



## SURTAIN TAKING OUT THE COMPETITION



This season, cornerback Pat Surtain II has matched up with some of the top talent in the NFL, including wide receivers DK Metcalf, George Pickens, Mike Evans, Garrett Wilson, Zay Flowers, Rashad Bateman, DeAndre Hopkins, Drake London and . According to NFL *Next Gen Stats*, he allowed a total of 10 receptions for 103 yards in 139 routes ran in those matchups.

### SURTAIN II FOLLOWING NOTABLE RECEIVERS, 2024 SEASON

Wk.	Player	Team	Routes	Rec.	Yds.
1	DK Metcalf	Sea.	24	3	29
2	George Pickens	Pit.	11	1	16
3	Mike Evans	T.B.	24	1	8
4	Garrett Wilson	NYJ	28	2	22
9	Zay Flowers	Bal.	4	0	0
9	Rashod Bateman	Bal.	9	1	15
10	DeAndre Hopkins	K.C.	18	2	13
11	Drake London	Atl.	13	0	0
11	Darnell Mooney	Atl.	8	0	0
<b>TOTALS</b>		--	<b>139</b>	<b>10</b>	<b>103</b>

## P2 SAYS NO

Totaling 42 passes defended since being drafted by Denver with the ninth overall pick of the 2021 NFL Draft, cornerback Pat Surtain II is the first Bronco since at least 1999 to record double-digit PDs in each of his first three seasons. Additionally, Surtain is the fifth NFL player since 2018 to accomplish the feat.



### BRONCOS W/ 10+ PDs IN EACH FOR THEIR FIRST THREE SEASONS

Rk.	Player	Years	No.
1.	Pat Surtain II	2021-23	3
2.	Bradley Roby	2014-15	2
	Kelly Herndon	2003-04	2

### CBs W/ 10+ PDs IN EACH OF THEIR FIRST 3 SEASONS, SINCE 2018

Player	Years	Team	No.
Pat Surtain II	2021-23	Broncos	3
Asante Samuel Jr.	2021-23	L.A. Chargers	3
Trevon Diggs	2020-22	Cowboys	3
Jaire Alexander	2018-20	Packers	3
Denzel Ward	2018-20	Browns	3

## SURTAIN TIED FOR MOST INTs AMONG DRAFT CLASS

Cornerback Pat Surtain II has recorded 10 interceptions (195 yds.), including four during his rookie season. His 10 picks are tied for the most by any player who was selected in the 2021 NFL Draft.

### MOST INTERCEPTIONS BY A PLAYER SELECTED IN 2021 NFL DRAFT

Rk.	Player	Team	INTs	Yds.
1.	Pat Surtain II	Denver	10	195
	Paulson Adebode	New Orleans	10	150
3.	Andre Cisco	Jacksonville	8	158
	Camryn Bynum	Minnesota	8	47
5.	Talanoa Hufanga	San Francisco	7	109

## MOSS KEEPING THEM CLOSE



Cornerback Riley Moss has posted an average yards of separation metric of 2.3 yards so far this season. That mark is tied for the lowest among all NFL cornerbacks with at least 325 coverage snaps, per *NextGen Stats*.

### AVG. YARDS OF SEPERATION, NFL CBs, MIN. 325 COV. SNAPS,

#### PER NEXTGEN STATS

Rk.	Player	Team	Sep.
1.	Riley Moss	Denver	2.3
2.	Terrion Arnold	Detroit	2.3
3.	A.J. Terrell	Atlanta	2.5
	Brandon Stephens	Baltimore	2.5
5.	Jaylon Jones	Indianapolis	2.7

## McMILLIAN AN UNDRAFTED GEM

In his first 28 career games, cornerback Ja'Quan McMillian has totaled 109 tackles. That is the second most by a Broncos undrafted defensive back in that span, behind only cornerback Chris Harris Jr. (121).

### MOST TACKLES BY A BRONCOS UNDRAFTED DB, FIRST 27 GAMES

Rk.	Player	Seasons	Tackles
1.	Chris Harris Jr.	2011-12	121
2.	Ja'Quan McMillian	2022-24	109
3.	Duke Ihenacho	2012-13	75
4.	Kelly Herndon	2002-03	73
5.	Lenny Walls	2002-03	59

## McMILLIAN NOT AFRAID TO MIX IT UP



In just his third season in the NFL, cornerback Ja'Quan McMillian has recorded 109 tackles (82 solo), three sacks (29. yds.), three interceptions (14 yds.), eight passes defended, three forced fumbles, two fumble recoveries and 10 tackles for loss. His 10 tackles for loss are third most by a Broncos cornerback in team history, behind only Chris Harris Jr. (23) and Champ Bailey (13).

### MOST TFLs BY A CB, TEAM HISTORY

Player	Years	TFLs
Chris Harris Jr.	2011-19	23
Champ Bailey	2004-13	13
Ja'Quan McMillian	2022-24	10
Bradley Roby	2014-18	8
Aqib Talib	2014-17	5





## McMILLIAN BREAKS SINGLE-SEASON FRANCHISE

### RECORD FOR MOST TFLs IN SINGLE SEASON BY A DB

In 2023, cornerback Ja'Quan McMillian recorded seven tackles for loss. He also totaled three games that season with multiple TFLs.

His seven tackles for loss were a single-season franchise record for defensive backs. He surpassed former Broncos safeties T.J. Ward (6, 2014) and Brian Dawkins (6, 2009) during the team's Week 14 matchup against the L.A. Chargers.

### MOST TFLs BY A BRONCOS DB, SINGLE SEASON, TEAM HISTORY

Rk.	Player	Year	No.
1.	Ja'Quan McMillian	2023	7
2.	T.J. Ward	2014	6
	Brian Dawkins	2009	6
4.	Chris Harris Jr.	2014	5
	Bradley Roby	2014	5
	Chris Harris Jr.	2013	5
	Brian Dawkins	2011	5

## JONES BECOMING A PLAYMAKER



In his first season with the Broncos in 2024, safety Brandon Jones has solidified himself as a playmaker in the secondary, recording one interception, one forced fumble and one fumble recovery. He joins Jessie Bates III (Atlanta), Tyrann Mathieu (New Orleans) and DeShon Elliott (Pittsburgh) as the only safeties to record those numbers this season.

### SAFETIES WITH AT LEAST 1 INT, FF & FR, 2024 SEASON

Player	Team	INTs	FFs	FRs
Tyrann Mathieu	New Orleans	3	1	1
Jessie Bates III	Atlanta	2	4	2
<b>Brandon Jones</b>	<b>Denver</b>	<b>1</b>	<b>1</b>	<b>1</b>
DeShon Elliott	Pittsburgh	1	1	1

## LOCKE CLIMBING THE CHARTS

Now in his fifth season in the NFL, safety P.J. Locke has recorded 108 tackles (71 solo), four sacks (44 yds.), one interception (14 yds.), eight passes defended and three forced fumbles in his career. His four sacks are the 10th most by a Broncos safety in team history.

### MOST SACKS, BRONCOS SAFETIES, TEAM HISTORY

Rk.	Player	Years	Sacks
1.	Dennis Smith	1981-94	15
2.	Randy Robbins	1984-91	8
3.	John Lynch	2004-07	7
4.	Eric Brown	1998-2001	5.5
5.	Steve Atwater	1989-98	5
	Brian Dawkins	2009-11	5
	Kenoy Kennedy	2000-04	5
	T.J. Ward	2014-16	5
9.	Justin Simmons	2016-23	4.5
10.	<b>P.J. Locke</b>	<b>2020-24</b>	<b>4</b>

## UNDER PRESSURE



In 11 games this season, defensive end Zach Allen has totaled 52 quarterback pressures, according to *Pro Football Focus*. That is tied for the second most in the entire NFL and is the most by any interior defensive lineman.

### MOST QB PRESSURES, 2024, PER PRO FOOTBALL FOCUS

Rk.	Player	Team	Pressures
1.	Trey Hendrickson	Cincinnati	55
2.	<b>Zach Allen</b>	<b>Denver</b>	<b>52</b>
	Nick Bosa	San Francisco	52
4.	Jonathan Greenard	Minnesota	51
5.	Jared Verse	L.A. Rams	48
	Danielle Hunter	Houston	48

## ZACH ATTACK


Defensive end Zach Allen has appeared in 73 regular-season games (63 starts) since entering the NFL. He has recorded 240 tackles (130 solo), 21.5 sacks (141.0 yds.), one interception (25 yds.), 17 passes defended, one forced fumble and three fumble recoveries in his career.

Among active defensive ends since the start of 2020, Allen is 1-of-6 players to accumulate totals at least 15 sacks and 15 PDS.

### ACTIVE DES W/ AT LEAST 15 SACKS & 15 PDS, SINCE 2020

Rk.	Player	Team	Sacks	Yds.	PDS
1.	Maxx Crosby	L.V.	48.5	347.0	18
2.	Denico Autry	Ind./Ten./Hou.	39.0	271.5	17
3.	Cameron Jordan	N.O.	31.5	198.0	17
4.	DeMarcus Lawrence	Dal.	22.5	145.5	16
5.	<b>Zach Allen</b>	<b>Ari. / Den.</b>	<b>21.5</b>	<b>141.0</b>	<b>17</b>
6.	A.J. Epensea	Buf.	20.5	155.5	17

## CAN'T STOP ZACH



Through 11 games in 2024, defensive end Zach Allen has been one of the most disruptive players along the interior defensive line in the NFL. According to *Pro Football Focus*, Allen has earned a 13.7 pass rush win percentage, which is the fourth-highest among interior NFL defensive linemen with at least 275 pass rush snaps.

### PASS RUSH WIN PERCENTAGE, INTERIOR DEFENSIVE LINEMEN,

#### MIN. 275 PASS RUSH SNAPS, PER PRO FOOTBALL FOCUS

Rk.	Player	Team	Win %
1.	Chris Jones	Kansas City	16.8
2.	Alim McNeill	Detroit	14.2
3.	Dexter Lawrence	N.Y. Giants	13.8
4.	<b>Zach Allen</b>	<b>Denver</b>	<b>13.7</b>
5.	Jalen Carter	Philadelphia	12.9



## ALLEN PUTTING PRESSURE IN THE PASS GAME...

So far in 2024, defensive end Zach Allen has been one of the best interior defensive linemen at getting to the quarterback and forcing hurried throws. According to *Pro Football Focus*, Allen has hurried opposing quarterbacks a total of 28 times, which is the second-most among all interior defensive linemen.



### QUARTERBACK HURRIES, INTERIOR DEFENSIVE LINEMEN, PER PRO FOOTBALL FOCUS

Rk.	Player	Team	Hurries
1.	Chris Jones	K.C.	34
2.	<b>Zach Allen</b>	<b>Den.</b>	<b>31</b>
3.	Kobie Turner	LAR	28
3.	Nnamdi Madubuike	Bal.	27
4.	Alim McNeill	Det.	26

## ...AND THE RUN GAME

Defensive end Zach Allen has also been one of the best interior defensive linemen in the NFL at stopping the run in 2024. According to *NextGen Stats*, he has the third highest run stop percentage (11.9) among those at his position with at least 200 defense snaps.

### RUN STOP %, INTERIOR DEFENSIVE LINEMEN, MIN. 200 DEF. SNAPS, PER NEXTGEN STATS

Rk.	Player	Team	Stops	Stop%
1.	Kobie Turner	L.A. Rams	28	13.5
2.	Grover Stewart	Indianapolis	29	12.5
3.	<b>Zach Allen</b>	<b>Denver</b>	<b>26</b>	<b>11.9</b>
4.	Davon Godchaux	New England	30	11.7
5.	Rakeem Nunez-Roches	N.Y. Giants	20	9.7

## BRONCOS INTERIOR PUTTING ON THE PRESSURE



Denver's interior defensive line has been among the league's best in providing pressure on opposing quarterbacks this season. Within that room, defensive end John Franklin-Myers (11.9%) has the third-highest quarterback pressure percentage among interior defensive linemen and defensive end Zach Allen (11.8%) has the fourth highest mark with at least 300 snaps per *NextGen Stats*.

### HIGHEST QB PRESSURE % BY INTERIOR DL, 2024 SEASON, MIN. 300 DEFENSIVE SNAPS, PER NEXTGEN STATS

Rk.	Player	Team	QBP	QBP%
1.	Quinnen Williams	N.Y. Jets	36	12.8
2.	Braden Fiske	L.A. Rams	28	12.6
3.	<b>John Franklin-Myers</b>	<b>Denver</b>	<b>24</b>	<b>11.9</b>
4.	<b>Zach Allen</b>	<b>Denver</b>	<b>46</b>	<b>11.8</b>
5.	Jarran Reed	Seattle	26	11.3

## BRONCOS PUTTING A STOP TO THE RUN

This season, the Broncos defensive line has featured some of the best players at their position at stifling the rushing attack of the opposing team. Per *NextGen Stats*, defensive tackle D.J. Jones has the second-highest stuff percentage (7.3) among defensive linemen with at least 100 defensive snaps while defensive tackle Malcolm Roach (7.3) and defensive end Zach Allen (6.8) rank third and fourth respectively.

### HIGHEST RUN STUFF %, NFL DTs, MIN. 100 DEF. SNAPS, PER NEXTGEN STATS

Rk.	Player	Team	Stuffs	Stuff%
1.	Jeffery Simmons	Tennessee	13	7.6
2.	<b>D.J. Jones</b>	<b>Denver</b>	<b>10</b>	<b>7.3</b>
3.	<b>Malcolm Roach</b>	<b>Denver</b>	<b>9</b>	<b>7.0</b>
4.	<b>Zach Allen</b>	<b>Denver</b>	<b>15</b>	<b>6.8</b>
5.	Grover Stewart	Indianapolis	15	6.5

## D.J. KNOCKING IT OUT

In his second season with the Broncos in 2023, defensive tackle D.J. Jones recorded 46 tackles (30 solo), two sacks (23 yds.), three forced fumbles and two fumble recoveries.

His three forced fumbles were the most by a Broncos defensive tackle in a single season since at least 1999. He was also just the fifth Denver defensive lineman to record multiple forced fumbles and fumble recoveries in the same season since at least 1991 and first to do so since defensive end Elvis Dumervil in 2007.

### MOST FORCED FUMBLES IN A SEASON BY A BRONCOS DEFENSIVE TACKLE, SINCE 1999

Rk.	Player	Year	FFs
1.	<b>D.J. Jones</b>	<b>2023</b>	<b>3</b>
2.	Trevor Pryce	1999	2
	Trevor Pryce	2000	2
	Keith Traylor	2000	2

## COOPER: MOST SACKS OF ANY SEVENTH-ROUND

### DRAFT PICK SINCE 2019



Outside linebacker Jonathon Cooper, who was selected by the Broncos in the seventh round (239th overall) of the 2021 NFL Draft, has accumulated 19.5 sacks (130.0 yds.) in 57 career games played (41 starts). In the first 10 games of the 2024 season, Cooper has recorded 6.5 sacks (29.5 yds.).

Among players selected in the seventh round of an NFL Draft since 2019, Cooper's 19.5 sacks are the most.

### MOST SACKS BY A PLAYER SELECTED IN THE SEVENTH ROUND OF AN NFL DRAFT, SINCE 2019

Rk.	Player	Draft Yr.	Rd. (Pick)	Sacks
1.	<b>Jonathon Cooper</b>	<b>2021</b>	<b>7 (239)</b>	<b>19.5</b>
2.	Kaden Elliss	2019	7 (244)	13.0
3.	Casey Toohill	2020	7 (233)	8.0
4.	James Smith-Williams	2020	7 (229)	8.0
5.	Kamren Curl	2020	7 (216)	5.0





## COOPER A SEVENTH-ROUND STEAL

Signed by the Broncos to a four-year extension this past week, outside linebacker Jonathon Cooper has accumulated 19.5 sacks (130.0 yds.) since entering the NFL in 2021. His 19.5 career sacks are the fourth most by a player in a Broncos uniform who was selected in the seventh round or later of an NFL Draft.

### MOST CAREER SACKS IN BRONCOS UNIFORM, PLAYERS SELECTED

#### IN THE SEVENTH ROUND OR LATER

Rk.	Player	Yr. Drafted	Rd. (Pick)	Sacks	Yds.
1.	Karl Mecklenburg	1983	12 (310)	79.0	179
2.	Maa Tanuvasa	1993	13 (209)	33.0	195
3.	Shelby Harris	2014	7 (235)	21.5	138.5
4.	<b>Jonathon Cooper</b>	<b>2021</b>	<b>7 (239)</b>	<b>19.5</b>	<b>130.0</b>
5.	Ken Woodard	1982	10 (274)	11.0	N/A

## COOP AND THE QB



After tallying his third career multi-sack game against Seattle in Week 1, outside linebacker Jonathon Cooper has now totaled the second-most multi-sack performances by a player selected by the Broncos in the seventh round or later of the NFL Draft. Only Ring of Fame linebacker Karl Mecklenburg (14) has recorded more.

### MOST MULTI-SACK GAMES BY A PLAYER DRAFTED IN THE SEVENTH ROUND OR LATER, TEAM HISTORY

Rk.	Player	Year Drafted	Games
1.	Karl Mecklenburg	1983	14
2.	<b>Jonathon Cooper</b>	<b>2021</b>	<b>3</b>
3.	Greg Bracelin	1980	1
	Walt Bowyer	1983	1
	Ken Woodard	1982	1
	Ray Phillips	1986	1
	Monsanto Pope	2002	1

## JOINING ELITE COMPANY

Since the start of the 2023 season, outside linebacker Jonathon Cooper has totaled 113 tackles (66 solo) and 15.0 sacks (95.0 yds.) in 28 games played. He is just 1-of-6 players in the NFL to record at least 100 tackles and 15 sacks in that span, joining defensive end Maxx Crosby, defensive end Danielle Hunter and linebacker Harold Landry III, linebacker Khalil Mack and outside linebacker T.J. Watt

### PLAYERS WITH 15+ SACKS, 100+ TACKLES, SINCE 2023

Player	Team	Sacks	Tackles
Maxx Crosby	Las Vegas	21.0	124
Harold Landry III	Tennessee	15.5	117
<b>Jonathon Cooper</b>	<b>Denver</b>	<b>15.0</b>	<b>113</b>
Danielle Hunter	Houston	24.0	113
T.J. Watt	Pittsburgh	26.5	104
Khalil Mack	L.A. Chargers	21.5	100

## BONITTO'S HOT STREAK

Outside linebacker Nik Bonitto recorded at least one sack in six straight games from Week 3-8, totaling six sacks (39.0 yds.) in that span. So far this season, that has been the longest sack streak in the NFL and was also tied for the third-longest sack streak in team history, behind only linebacker Simon Fletcher's 10-game streak (1992-93) and eight-game streak (1991).

### LONGEST SACK STREAKS BY A BRONCO, TEAM HISTORY

Player	Start	End	Games
Simon Fletcher	vs. NYG (11/15/92)	at K.C. (9/20/93)	10
Simon Fletcher	vs. Pit. (11/3/91)	at S.D. (12/22/91)	8
<b>Nik Bonitto</b>	<b>at T.B. (9/22/24)</b>	<b>vs. Car. (10/27/24)</b>	<b>6</b>
Eight Others Tied	--	--	6

## QUICK OFF THE JUMP



Outside linebacker Nik Bonitto has proven to be one of the quickest off the snap in the NFL this season. He has an average get-off of 0.76 seconds this year, which is the fifth-quickest among NFL edge players with at least 350 defensive snaps, per *NextGen Stats*.

### QUICKEST GET-OFFS, NFL EDGE PLAYERS, 2024 SEASON,

#### MIN. 350 DEF. SNAPS, PER NEXTGEN STATS

Rk.	Player	Team	Get-Off (sec.)
1.	Nick Bosa	San Francisco	0.69
2.	Myles Garrett	Cleveland	0.70
3.	Harold Landry III	Tennessee	0.74
4.	Kwity Paye	Indianapolis	0.75
5.	<b>Nik Bonitto</b>	<b>Denver</b>	<b>0.76</b>

## CAN'T STOP NIK

This season, outside linebacker Nik Bonitto has recorded a team-high nine sacks (55 yds.) along with 32 tackles (21 solo) and one pass defended. His nine sacks this year are currently tied for the second most among all NFL players while his 55 yards are tied for ninth.

### MOST SACKS IN NFL, 2024 SEASON

Rk.	Player	Team	Sacks	Sack Yds.
1.	Trey Hendrickson	Cincinnati	11.5	81.5
2.	<b>Nik Bonitto</b>	<b>Denver</b>	<b>9.0</b>	<b>55.0</b>
	Dexter Lawrence	N.Y. Giants	9.0	65.0
4.	Dante Fowler Jr.	Washington	8.5	53.0
5.	Will McDonald IV	N.Y. Jets	8.0	52.0
	Andrew Van Ginkel	Minnesota	8.0	60.0

## ELLISS NEAR TOP OF ROOKIE CLASS

In 11 games this season, Broncos rookie outside linebacker Jonah Elliss has recorded 18 tackles (12 solo) and 3.0 sacks (19.5 yds.). Going into Week 12, he is tied for the third-most sacks among all drafted rookies this season.

### MOST SACKS, 2024 DRAFTED ROOKIES

Rk.	Player	Team	Rd. (Pick)	Sacks
1.	Braden Fiske	LAR	2 (39)	5.0
2.	Jared Verse	LAR	1 (19)	4.5
3.	<b>Jonah Elliss</b>	<b>Den.</b>	<b>3 (76)</b>	<b>3.0</b>
	Laiatu Latu	Ind.	1 (15)	3.0



## WALLACE AMONG BEST UNDRAFTED DEFENSIVE BACKS



Since joining the NFL in 2018 as a college free agent, cornerback Levi Wallace has appeared in 94 games (71 starts) and produced 321 tackles (248 solo), 12 interceptions (37 yds.), 55 passes defended and one fumble recovery.

His 55 passes defended are tied for the fourth most among active undrafted cornerbacks since 2018 while his 12 interceptions are the second most among those at his position who were not drafted.

### MOST PDS, ACTIVE UNDRAFTED CORNERBACKS, SINCE 2018

Rk.	Player	INTs	Yds.	PDs
1.	Michael Davis	8	131	68
	Charvarius Ward	10	110	68
3.	Darius Williams	10	93	65
<b>4.</b>	<b>Levi Wallace</b>	<b>12</b>	<b>37</b>	<b>55</b>
	Kenny Moore II	17	338	55

### MOST INTs, ACTIVE UNDRAFTED CORNERBACKS, SINCE 2018

Rk.	Player	INTs	Yds.	PDs
1.	Kenny Moore II	17	338	55
<b>2.</b>	<b>Levi Wallace</b>	<b>12</b>	<b>37</b>	<b>55</b>
3.	Mike Hilton	10	86	47
	Jonathan Jones	10	123	47
	Charvarius Ward	10	110	68
	Darius Williams	10	93	65

## BRONCOS W/ IMMENSE SUCCESS IN PUNT RETURN GAME

In 2023, Denver returned 20 punts for 326 yards and posted the league's highest punt return average (16.3.). The 16.3 yards per punt return is the highest by a Broncos team in a single season.

### HIGHEST PUNT RETURN AVERAGE, 2023

Rk.	Team	Returns	Yds.	Avg.
<b>1.</b>	<b>Denver</b>	<b>20</b>	<b>326</b>	<b>16.3</b>
2.	L.A. Chargers	24	385	16.0
3.	Baltimore	29	417	14.4
	Philadelphia	29	417	14.4
5.	New Orleans	32	392	12.3

### HIGHEST PUNT RETURN AVERAGE, SINGLE SEASONS, TEAM HISTORY

Rk.	Season	Returns	Yds.	Avg.
<b>1.</b>	<b>2023</b>	<b>20</b>	<b>326</b>	<b>16.3</b>
2.	1982	21	305	14.5
3.	1997	41	544	13.5
4.	1967	26	351	13.5
5.	2020	20	267	13.4

## SPECIAL TEAM SETTING UP GOOD FIELD POSITION

This season, the Broncos special teams has been one of the best units in the NFL in helping set up both sides of the ball in good field position. With the special teams' help, Denver's offense is tied for the best average starting field position (32.7) in the league while the defense is tied for the third-best starting field position (27.7).


### BEST OFFENSIVE STARTING FIELD POSITION, 2024

Rk.	Team	Field Pos.
<b>1.</b>	<b>Denver</b>	<b>32.7</b>
2.	Buffalo	32.6
	New Orleans	32.6
4.	Pittsburgh	32.2
5.	Detroit	31.5

### BEST DEFENSIVE STARTING FIELD POSITION, 2024

Rk.	Team	Field Pos.
1.	New Orleans	26.1
2.	Detroit	27.6
<b>3.</b>	<b>Denver</b>	<b>27.7</b>
	Pittsburgh	27.7
5.	N.Y. Giants	27.9

## MARVIN MIMS JR.: PRO BOWLER, ALL-PRO & ALL-ROOKIE TEAM SELECTION



Selected by the Broncos in the second round (63rd overall) of the 2023 NFL Draft, wide receiver Marvin Mims Jr. posted impressive numbers as a returner last year. He totaled 19 punt returns for 312 yards (16.4 avg.) and 15 kickoff returns for 397 yards (26.5 avg.) with one touchdown.

Mims' efforts in 2023 earned him Pro Bowl and second-team All-Pro selections. Additionally, he was named to the NFL's all-rookie team.

Mims was the sixth Broncos rookie—and first since RB Phillip Lindsay in 2018—to be named to the Pro Bowl. He was also just the third Bronco to receive a Pro Bowl nod as a return specialist.

### BRONCOS ROOKIES NAMED TO THE PRO BOWL

Player	Year
<b>Marvin Mims Jr.</b>	<b>2023</b>
Phillip Lindsay	2018
Von Miller	2011
Jim Fraser	1962*
Donnie Stone	1961*

\*AFL All-Star selections

### BRONCOS RETURN SPECIALISTS NAMED TO THE PRO BOWL

Player	No.	Years
Rick Upchurch	3	1977-78, '82
<b>Marvin Mims Jr.</b>	<b>1</b>	<b>2023</b>
Glyn Milburn	1	1995





## MIMS SHOWING EXPLOSIVENESS ON RETURNS

Since his rookie campaign in 2023, wide receiver Marvin Mims Jr. has been one of the best kick returners in the NFL, averaging 14.8 yards per punt return and 26.9 yards per kickoff return. His 14.8 yards per punt return is the highest in team history among players with at least 10 returns while his 26.9 kickoff return average is tied for the second highest among Broncos with at least 15 returns.

### HIGHEST PUNT RETURN AVERAGE,

#### TEAM HISTORY (MIN. 10 RETURNS)


Rk.	Player	Returns	Yds.	Avg.
1.	<b>Marvin Mims Jr.</b>	<b>40</b>	<b>591</b>	<b>14.8</b>
2.	Darrien Gordon	74	922	12.5
3.	Rod Smith	53	647	12.2
4.	Rick Upchurch	248	3,008	12.1
5.	Charley Mitchell	21	251	12.0

### HIGHEST KICKOFF RETURN AVERAGE,

#### TEAM HISTORY (MIN. 15 RETURNS)

Rk.	Player	Returns	Yds.	Avg.
1.	Trindon Holliday	39	1,133	29.1
2.	<b>Marvin Mims Jr.</b>	<b>21</b>	<b>564</b>	<b>26.9</b>
	Quan Cosby	17	457	26.9
4.	Goldie Sellers	25	661	26.4
5.	Kevin Kasper	29	765	26.4

## LUTZ LIGHTING UP THE SCOREBOARD



Broncos kicker Wil Lutz has appeared in 125 career regular-season games, making 214-of-251 field goals (85.3%) and 339-of-348 extra points (97.4%). For his career, Lutz has totaled 981 kicking points which ranks third among kickers since 2016.

### MOST KICKING POINTS, REG. SEASON, SINCE 2016

Rk.	Player	FGM	FGA	XPM	XPA	Pts.
1.	Justin Tucker	281	312	363	370	1,206
2.	Greg Zuerlein	245	292	275	290	1,010
3.	<b>Wil Lutz</b>	<b>214</b>	<b>251</b>	<b>339</b>	<b>348</b>	<b>981</b>
4.	Harrison Butker	215	241	330	349	975
5.	Chris Boswell	231	263	270	284	963

## LUTZ TURNS SIX INTO SEVEN

For his career, Broncos kicker Wil Lutz has made 339-of-348 extra points (97.4%). Among kickers since 2016, Lutz's 97.4% percent success rate ranks second behind Justin Tucker.

### HIGHEST EXTRA POINT PERCENTAGE, SINCE 2016

Rk.	Player	XPM	XPA	Pct.
1.	Justin Tucker	363	370	.981
2.	<b>Wil Lutz</b>	<b>339</b>	<b>348</b>	<b>.974</b>
3.	Jason Sanders	249	256	.973
4.	Brandon McManus	244	252	.968
5.	Daniel Carlson	215	223	.964

## LUTZ REACHES 200 FIELD GOALS MADE

In Week 2 against Pittsburgh, kicker Wil Lutz went 2-of-2 and eclipsed the 200 career field goals made mark in just his 116th game. He tied kickers Dan Bailey and Robbie Gould for the eighth fastest kicker in NFL history to reach that mark.

### FASTEST PLAYERS TO REACH 200 FIELD GOALS MADE

Rk.	Player	GP	FGM	FGA	Pct.
1.	Justin Tucker	95	200	222	90.1
2.	Harrison Butker	109	201	225	89.3
3.	Dustin Hopkins	114	202	238	84.9
4.	Dan Carpenter	115	202	239	84.5
	Chris Boswell	115	200	232	86.2
	Graham Gano	115	200	247	81.0
	Mike Vanderjagt	115	200	230	87.0
8.	<b>Wil Lutz</b>	<b>116</b>	<b>200</b>	<b>234</b>	<b>97.2</b>
	Dan Bailey	116	200	228	87.7
	Robbie Gould	116	200	234	85.5


## LUTZ WITH SEVEN SEASONS OF 100+ POINTS

Since making his NFL debut with New Orleans in 2016, kicker Wil Lutz has posted seven seasons in which he has totaled 100 or more kicking points. Among kickers in that span, Lutz's seven such campaigns ranks second, trailing only kicker Justin Tucker.

### MOST SEASONS WITH 100+ KICKING POINTS, SINCE 2016

Rk.	Player	Team	No.
1.	Justin Tucker	Bal.	8
2.	<b>Wil Lutz</b>	<b>N.O. / Den.</b>	<b>7</b>
	Greg Zuerlein	LAR / Dal. / NYJ	7
	Matt Prater	Det. / Ari.	7

## DIXON PINNING THEM DEEP



In 60 games with the Broncos in his career, punter Riley Dixon has punted 292 times for 13,438 yards (46.0 avg. / 41.4 net), including 100 punts inside of the 20-yard line and only 18 touchbacks. His 100 punts inside the 20-yard line with the Broncos are the fourth most by any punter in team history.

### MOST PUNTS INSIDE THE 20, TEAM HISTORY

Rk.	Player	Punts	Yds.	Gross	Net	I20	TBs
1.	Tom Rouen	541	28,146	43.9	36.2	182	75
2.	Britton Colquitt	472	21,327	45.2	39.1	149	29
3.	Mike Horan	374	15,911	42.5	36.5	107	29
4.	<b>Riley Dixon</b>	<b>292</b>	<b>13,438</b>	<b>46.0</b>	<b>41.4</b>	<b>100</b>	<b>18</b>
5.	Luke Prestridge	377	15,754	41.8	34.7	80	30