



# 2018 BUFFALO BILLS

# MEDIA GUIDE

WEEK 3: BUFFALO BILLS AT MINNESOTA VIKINGS

SEPTEMBER 23, 2018 - U.S. BANK STADIUM

HARD WORK ENERGY ACCOUNTABILITY RESPECT TEAM



# 2018 BUFFALO BILLS SCHEDULE

PRESENTED BY  
**ELLCOTT**  
HOTELS

HARD WORK ENERGY ACCOUNTABILITY RESPECT TEAM

PRESEASON

<b>THURSDAY, AUG. 9</b>	<b>VS. CAROLINA</b>		<b>L, 23-28</b>
FRIDAY, AUG. 17	AT CLEVELAND		W, 19-17
<b>SUNDAY, AUG. 26</b>	<b>VS. CINCINNATI</b>		<b>L, 13-26</b>
THURSDAY, AUG. 30	AT CHICAGO		W, 28-27

REGULAR SEASON

SUNDAY, SEPT. 9	AT BALTIMORE		L, 3-47
<b>SUNDAY, SEPT. 16</b>	<b>VS. LA CHARGERS</b>		<b>L, 20-31</b>
SUNDAY, SEPT. 23	AT MINNESOTA		1:00 P.M.
SUNDAY, SEPT. 30	AT GREEN BAY		1:00 P.M.
<b>SUNDAY, OCT. 7</b>	<b>VS. TENNESSEE</b>		<b>1:00 P.M.*</b>
SUNDAY, OCT. 14	AT HOUSTON		1:00 P.M.*
SUNDAY, OCT. 21	AT INDIANAPOLIS		1:00 P.M.*
<b>MONDAY, OCT. 29</b>	<b>VS. NEW ENGLAND</b>		<b>8:15 P.M.</b>
<b>SUNDAY, NOV. 4</b>	<b>VS. CHICAGO</b>		<b>1:00 P.M.*</b>
SUNDAY, NOV. 11	AT NY JETS		1:00 P.M.*
	<b>BYE</b>		
<b>SUNDAY, NOV. 25</b>	<b>VS. JACKSONVILLE</b>		<b>1:00 P.M.*</b>
SUNDAY, DEC. 2	AT MIAMI		1:00 P.M.*
<b>SUNDAY, DEC. 9</b>	<b>VS. NY JETS</b>		<b>1:00 P.M.*</b>
<b>SUNDAY, DEC. 16</b>	<b>VS. DETROIT</b>		<b>1:00 P.M.*</b>
SUNDAY, DEC. 23	AT NEW ENGLAND		1:00 P.M.*
<b>SUNDAY, DEC. 30</b>	<b>VS. MIAMI</b>		<b>1:00 P.M.*</b>

**HOME**  
AWAY

### POSTSEASON

AFC AND NFC WILD CARD PLAYOFFS  
AFC AND NFC DIVISIONAL PLAYOFFS  
AFC AND NFC CHAMPIONSHIP GAMES  
SUPER BOWL LIII (ATLANTA, GA) (CBS)

JANUARY 5-6  
JANUARY 12-13  
JANUARY 20  
FEBRUARY 3

\*SUBJECT TO FLEX SCHEDULING  
ALL GAME TIMES ARE ET

# LEADING THE CHARGE



**BUFFALO BILLS (0-2) at MINNESOTA VIKINGS (1-0-1)**

September 23, 2018 - U.S. Bank Stadium



The Buffalo Bills will hit the road to take on the Minnesota Vikings in Week 3 for their first visit to U.S. Bank Stadium. The Bills hold a record of 5-8 in regular season matchups with the Vikings and the last time the two teams met in Minnesota was 2010.

## SERIES HISTORY

DATE	LOCATION	RESULT
10/3/1971	Minnesota	L, 19-0
12/20/1975	Buffalo	L, 35-13
12/9/1979	Minnesota	L, 10-3
9/16/1982	Buffalo	W, 23-22
9/29/1985	Buffalo	L, 27-20
9/4/1988	Buffalo	W, 13-10
12/11/1994	Buffalo	L, 21-17
8/31/1997	Buffalo	L, 34-13
10/22/2000	Minnesota	L, 31-27
9/15/2002	Minnesota	W, 45-39
10/1/2006	Buffalo	W, 17-12
12/5/2010	Minnesota	L, 38-14
10/19/2014	Buffalo	W, 17-16

## TOP CONNECTIONS



Bills DC **Leslie Frazier** was a member of the Vikings coaching staff from 2007-13. He served as the organization's head coach from 2011-13.

Bills T **Conor McDermott** and Vikings LS **Kevin McDermott** are brothers.



Bills LB **Ramon Humber** grew up in Brooklyn Park, Minnesota, which is roughly 12 miles from U.S. Bank Stadium. This will be his second career game in Minnesota.

## TOP PERFORMANCES AGAINST VIKINGS

### Charles Clay

6 receptions for a career-high 114 yards, 12/21/14 @ MIA

### Jerry Hughes

5 tackles, 1.5 sacks and 2 tackles for a loss, 10/19/14 @ BUF

### Trent Murphy

3 tackles, 1 sack, 3 QB hits and 1 tackle for a loss, 11/13/16 @ WAS

### Lorenzo Alexander

5 tackles and 1.5 sacks, 10/24/12 @ WAS

### Micah Hyde

4 tackles, 1 sack and 1 interception, 11/23/14 @ MIN

## BROADCAST INFO

### TELEVISION

CBS will broadcast Sunday's game. **Jim Nantz** will handle play-by-play, **Tony Romo** will be the game analyst and **Tracy Wolfson** will report from the sideline.



### BILLS RADIO

This Sunday's game will be broadcast on **WGR550** and the Buffalo Bills radio network. Play-by-play duties will be handled by **John Murphy** and he will be joined in the booth by **Mark Kelso** and **Sal Capaccio** on the sidelines.



## TALE OF THE TAPE

Bills	Category	Vikings
0-2	Record	1-0-1
11.5 (31st)	Points Scored Per Game	26.5 (t-10th)
39.0 (t-31st)	Points Allowed Per Game	22.5 (17th)
4 (t-18th)	Sacks	7 (t-5th)
-3 (t-29th)	Turnover +/-	+2 (t-4th)
28.9 (14th)	Average Starting Field Position	29.8 (12th)
24.1% (30th)	3rd Down %	45.2% (5th)
50% (t-19th)	Red Zone TD %	60% (t-13th)
16 (t-20th)	Penalties	15 (t-16th)
223.0 (31st)	Average Yards Per Game	411.5 (5th)
359.0 (18th)	Opp. Average Yards Per Game	339.0 (14th)
83.5 (t-25th)	Average Rushing Yards Per Game	92.0 (22nd)
113.0 (22nd)	Opp. Avg. Rushing Yards Per Game	94.0 (13th)
139.5 (31st)	Average Passing Yards Per Game	319.5 (5th)
246.0 (16th)	Opp. Avg. Passing Yards Per Game	245.0 (15th)

## BY THE NUMBERS

# 245

QB **Josh Allen's** 245 passing yards in Week 2 against Los Angeles were the most passing yards by a Bill making his first career NFL start since **Jim Kelly** threw for 292 yards against the New York Jets on Sept. 7, 1986.

RB **LeSean McCoy** needs eight points to become the sixth active position player in the NFL with 500 points.

# 8

# 170

DT **Kyle Williams** will be playing in his 170th career game as a Bill, which will move him in to a tie for 10th in franchise history with **Kent Hull**.

# ALPHABETICAL ROSTER



NO	NAME	POS	HT	WT	DOB	EXP	COLLEGE	HOMETOWN	HOW ACQ.
57	Alexander, Lorenzo	LB	6-1	245	5/31/1983	12	California	Berkeley, CA	FA-16
17	Allen, Josh	QB	6-5	237	5/21/1996	R	Wyoming	Firebaugh, CA	D1a-18
13	Benjamin, Kelvin	WR	6-5	245	2/5/1991	5	Florida State	Belle Glade, FL	TR-17 (CAR)
66	Bodine, Russell	C	6-3	308	6/30/1992	5	North Carolina	Scottsville, VA	FA-18
65	Boettger, Ike	G	6-6	313	10/5/1994	R	Iowa	Cedar Falls, IA	W-18 (KC)
9	Bojorquez, Corey	P	6-0	208	9/13/1996	R	New Mexico	Bellflower, CA	W-18 (NE)
20	Bush, Rafael	S	5-11	203	5/12/1987	8	South Carolina State	Williston, SC	FA-18
85	Clay, Charles	TE	6-3	255	2/13/1989	8	Tulsa	Little Rock, AR	FA-15
80	Croom, Jason	TE	6-5	246	2/28/1994	1	Tennessee	Norcross, GA	UDFA-17
73	Dawkins, Dion	T	6-5	320	4/26/1994	2	Temple	Rahway, NJ	D2b-17
42	DiMarco, Patrick	FB	6-1	234	4/30/1989	8	South Carolina	Altamonte Springs, FL	FA-17
62	Ducasse, Vladimir	G	6-5	329	10/15/1987	9	Massachusetts	Port-au-Prince, Haiti	FA-17
49	Edmunds, Tremaine	LB	6-5	250	5/2/1998	R	Virginia Tech	Ringgold, VA	D1b-18
69	Ferguson, Reid	LS	6-2	235	3/24/1994	2	LSU	Buford, GA	FA-16
16	Foster, Robert	WR	6-2	196	5/7/1994	R	Alabama	Monaca, PA	UDFA-18
28	Gaines, Phillip	CB	6-0	193	4/4/1991	5	Rice	Converse, TX	FA-18
72	Groy, Ryan	C	6-5	320	9/30/1990	5	Wisconsin	Middleton, WI	FA-15
4	Hauschka, Stephen	K	6-4	210	6/29/1985	11	North Carolina State	Needham, MA	FA-17
18	Holmes, Andre	WR	6-4	210	6/16/1988	7	Hillsdale	Hoffman Estates, IL	FA-17
55	Hughes, Jerry	DE	6-2	254	8/13/1988	9	Texas Christian	Sugar Land, TX	TR-13 (IND)
50	Humber, Ramon	LB	5-11	232	8/10/1987	10	North Dakota State	Minneapolis, MN	FA-16
23	Hyde, Micah	S	6-0	197	12/31/1990	6	Iowa	Fostoria, OH	FA-17
33	Ivory, Chris	RB	6-0	223	3/22/1988	9	Tiffin	Longview, TX	FA-18
24	Johnson, Taron	CB	5-11	192	7/27/1996	R	Weber State	Sacramento, CA	D4-18
26	Jones, Taiwan	RB	6-0	195	7/26/1988	8	Eastern Washington	San Francisco, CA	FA-17
11	Jones, Zay	WR	6-2	200	3/30/1995	2	East Carolina	Austin, TX	D2a-17
44	Lacey, Deon	LB	6-3	235	7/18/1990	2	West Alabama	Brighton, AL	W-17 (MIA)
90	Lawson, Shaq	DE	6-3	267	6/17/1994	3	Clemson	Central, SC	D1-16
88	Lee, Khari	TE	6-4	253	1/16/1992	4	Bowie State	Baltimore, MD	W-17 (DET)
98	Lotulelei, Star	DT	6-2	315	12/20/1989	6	Utah	South Jordan, UT	FA-18
14	McCloud III, Ray-Ray	WR	5-9	190	10/15/1996	R	Clemson	Tampa, FL	D6-18
25	McCoy, LeSean	RB	5-11	210	7/12/1988	10	Pittsburgh	Harrisburg, PA	TR-15 (PHI)
68	McDermott, Conor	T	6-8	305	10/19/1992	2	UCLA	Nashville, TN	W-17 (NE)
58	Milano, Matt	LB	6-0	223	7/28/1994	2	Boston College	Orlando, FL	D5a-17
76	Miller, John	G	6-3	315	8/12/1993	4	Louisville	Miami, FL	D3-15
79	Mills, Jordan	T	6-5	316	12/24/1990	6	Louisiana Tech	Thibodaux, LA	FA-15
45	Murphy, Marcus	RB	5-9	195	10/3/1991	3	Missouri	DeSoto, TX	FA-17
93	Murphy, Trent	DE	6-6	260	12/22/1990	5	Stanford	Phoenix, AZ	FA-18
29	Neal, Siran	S	6-0	206	8/4/1994	R	Jacksonville State	Eufaula, AL	D5a-18
71	Newhouse, Marshall	T	6-4	330	9/29/1988	8	Texas Christian	Richardson, TX	FA-18
53	Orchard, Nate	LB	6-3	255	1/5/1993	4	Utah	Salt Lake City, UT	FA-18
2	Peterman, Nathan	QB	6-2	225	5/4/1994	2	Pittsburgh	Jacksonville, FL	D5b-17
99	Phillips, Harrison	DT	6-3	307	1/25/1996	R	Stanford	Omaha, NE	D3-18
30	Piits, Lafayette	CB	5-11	195	9/24/1992	3	Pittsburgh	Duquesne, PA	W-17 (JAX)
21	Poyer, Jordan	S	6-0	191	4/25/1991	6	Oregon State	The Dalles, OR	FA-17
51	Stanford, Julian	LB	6-1	230	9/2/1990	6	Wagner	Bloomfield, CT	FA-18
75	Teller, Wyatt	G	6-4	314	11/21/1994	R	Virginia Tech	Bealton, VA	D5b-18
82	Thomas, Logan	TE	6-6	250	7/1/1991	4	Virginia Tech	Lynchburg, VA	FA-16
97	Thomas, Robert	DT	6-1	316	2/18/1991	3	Arkansas	Muskogee, OK	FA-18
27	White, Tre'Davious	CB	5-11	192	1/16/1995	2	LSU	Shreveport, LA	D1-17
95	Williams, Kyle	DT	6-1	303	6/10/1983	13	LSU	Ruston, LA	D5a-06
54	Yarbrough, Eddie	DE	6-3	259	4/24/1993	2	Wyoming	Aurora, CO	FA-17
<b>RESERVE/INJURED</b>									
7	Carter, Cory	P	5-11	220	3/5/1994	1	Texas Southern	Raymond, MS	FA-17
<b>EXEMPT/LEFT SQUAD</b>									
22	Davis, Vontae	CB	5-11	207	5/27/1988	10	Illinois	Washington, DC	FA-18

# NUMERICAL ROSTER



NO	NAME	POS	HT	WT	AGE	EXP	COLLEGE	HOMETOWN	HOW ACQ.
2	Nathan Peterman	QB	6-2	225	24	2	Pittsburgh	Jacksonville, FL	D5b-17
4	Stephen Hauschka	K	6-4	210	33	11	North Carolina State	Needham, MA	FA-17
9	Corey Bojorquez	P	6-0	208	21	R	New Mexico	Bellflower, CA	W-18 (NE)
11	Zay Jones	WR	6-2	200	23	2	East Carolina	Austin, TX	D2a-17
13	Kelvin Benjamin	WR	6-5	245	26	5	Florida State	Belle Glade, FL	TR-17 (CAR)
14	Ray-Ray McCloud III	WR	5-9	190	21	R	Clemson	Tampa, FL	D6-18
16	Robert Foster	WR	6-2	196	24	R	Alabama	Monaca, PA	UDFA-18
17	Josh Allen	QB	6-5	237	22	R	Wyoming	Firebaugh, CA	D1a-18
18	Andre Holmes	WR	6-4	210	30	7	Hillsdale	Hoffman Estates, IL	FA-17
20	Rafael Bush	S	5-11	203	31	8	South Carolina State	Williston, SC	FA-18
21	Jordan Poyer	S	6-0	191	27	6	Oregon State	The Dalles, OR	FA-17
23	Micah Hyde	S	6-0	197	27	6	Iowa	Fostoria, OH	FA-17
24	Taron Johnson	CB	5-11	192	21	R	Weber State	Sacramento, CA	D4-18
25	LeSean McCoy	RB	5-11	210	30	10	Pittsburgh	Harrisburg, PA	TR-15 (PHI)
26	Taiwan Jones	RB	6-0	195	29	8	Eastern Washington	San Francisco, CA	FA-17
27	Tre'Davious White	CB	5-11	192	22	2	Louisiana State	Shreveport, LA	D1-17
28	Phillip Gaines	CB	6-0	193	27	5	Rice	Converse, TX	FA-18
29	Siran Neal	S	6-0	206	23	R	Jacksonville State	Eufaula, AL	D5a-18
30	Lafayette Pitts	CB	5-11	195	25	3	Pittsburgh	Duquesne, PA	W-17 (JAX)
33	Chris Ivory	RB	6-0	223	30	9	Tiffin	Longview, TX	FA-18
42	Patrick DiMarco	FB	6-1	234	29	7	South Carolina	Altamonte Springs, FL	FA-17
44	Deon Lacey	LB	6-3	235	28	2	West Alabama	Brighton, AL	W-17 (MIA)
45	Marcus Murphy	RB	5-9	195	27	3	Missouri	DeSoto, TX	FA-17
49	Tremaine Edmunds	LB	6-5	250	20	R	Virginia Tech	Ringgold, VA	D1b-18
50	Ramon Humber	LB	5-11	232	30	10	North Dakota State	Minneapolis, MN	FA-16
51	Julian Stanford	LB	6-1	230	27	5	Wagner	Bloomfield, CT	FA-18
53	Nate Orchard	DE	6-3	255	25	4	Utah	Salt Lake City, UT	FA-18
54	Eddie Yarbrough	DE	6-3	259	25	2	Wyoming	Aurora, CO	FA-17
55	Jerry Hughes	DE	6-2	254	29	9	Texas Christian	Sugar Land, TX	TR-13 (IND)
57	Lorenzo Alexander	LB	6-1	245	35	12	California	Berkeley, CA	FA-16
58	Matt Milano	LB	6-0	223	23	2	Boston College	Orlando, FL	D5a-17
62	Vladimir Ducasse	G	6-5	329	30	9	Massachusetts	Port-au-Prince, Haiti	FA-17
65	Ike Boettger	G	6-6	313	23	R	Iowa	Cedar Falls, IA	W-18 (KC)
66	Russell Bodine	C	6-3	308	26	5	North Carolina	Scottsville, VA	FA-18
68	Conor McDermott	T	6-8	305	25	2	UCLA	Nashville, TN	W-17 (NE)
69	Reid Ferguson	LS	6-2	235	24	2	Louisiana State	Buford, GA	FA-16
71	Marshall Newhouse	T	6-4	330	29	9	Texas Christian	Richardson, TX	FA-18
72	Ryan Groy	C	6-5	320	27	5	Wisconsin	Middleton, WI	FA-15
73	Dion Dawkins	T	6-5	320	24	2	Temple	Rahway, NJ	D2b-17
75	Wyatt Teller	G	6-4	314	23	R	Virginia Tech	Bealton, VA	D5b-18
76	John Miller	G	6-3	315	24	4	Louisville	Miami, FL	D3-15
79	Jordan Mills	T	6-5	316	27	6	Louisiana Tech	Thibodaux, LA	FA-15
80	Jason Croom	TE	6-5	246	24	1	Tennessee	Norcross, GA	UDFA-17
82	Logan Thomas	TE	6-6	250	27	4	Virginia Tech	Lynchburg, VA	FA-16
85	Charles Clay	TE	6-3	255	29	8	Tulsa	Little Rock, AR	FA-15
88	Khari Lee	TE	6-4	253	26	4	Bowie State	Baltimore, MD	W-17 (DET)
90	Shaq Lawson	DE	6-3	267	24	3	Clemson	Central, SC	D1-16
93	Trent Murphy	DE	6-6	260	27	5	Stanford	Phoenix, AZ	FA-18
95	Kyle Williams	DT	6-1	303	35	13	LSU	Ruston, LA	D5a-06
97	Robert Thomas	DT	6-1	316	27	3	Arkansas	Muskogee, OK	FA-18
98	Star Lotulelei	DT	6-2	315	29	6	Utah	South Jordan, UT	FA-18
99	Harrison Phillips	DT	6-3	307	22	R	Stanford	Omaha, NE	D3-18
<b>RESERVE/INJURED</b>									
7	Cory Carter	P	5-11	220	24	1	Texas Southern	Raymond, MS	FA-17
<b>EXEMPT/LEFT SQUAD</b>									
22	Vontae Davis	CB	5-11	207	30	10	Illinois	Washington, DC	FA-18

# 2018 UNOFFICIAL DEPTH CHART



2018 Buffalo Bills unofficial depth chart compiled by Bills public relations staff

OFFENSE				
<b>WR</b>	13 Kelvin Benjamin	18 Andre Holmes	14 Ray-Ray McCloud III	
<b>LT</b>	73 Dion Dawkins	71 Marshall Newhouse		
<b>LG</b>	62 Vlad Ducasse	75 Wyatt Teller		
<b>C</b>	72 Ryan Groy	66 Russell Bodine		
<b>RG</b>	76 John Miller	65 Ike Boettger		
<b>RT</b>	79 Jordan Mills	68 Conor McDermott		
<b>TE</b>	85 Charles Clay	80 Jason Croom	82 Logan Thomas	88 Khari Lee
<b>QB</b>	17 Josh Allen	2 Nathan Peterman		
<b>FB</b>	42 Patrick DiMarco			
<b>RB</b>	25 LeSean McCoy	33 Chris Ivory	45 Marcus Murphy	26 Taiwan Jones
<b>WR</b>	11 Zay Jones	16 Robert Foster		

DEFENSE				
<b>LDE</b>	93 Trent Murphy	90 Shaq Lawson	53 Nate Orchard	
<b>LDT</b>	95 Kyle Williams	97 Robert Thomas		
<b>RDT</b>	98 Star Lotulelei	99 Harrison Phillips		
<b>RDE</b>	55 Jerry Hughes	54 Eddie Yarbrough	53 Nate Orchard	
<b>SLB</b>	57 Lorenzo Alexander	44 Deon Lacey		
<b>MLB</b>	49 Tremaine Edmunds	51 Julian Stanford		
<b>WLB</b>	58 Matt Milano	50 Ramon Humber		
<b>LCB</b>	27 Tre'Davious White	30 Lafayette Pitts		
<b>RCB</b>	28 Phillip Gaines	24 Taron Johnson		
<b>SS</b>	23 Micah Hyde	29 Siran Neal		
<b>FS</b>	21 Jordan Poyer	20 Rafael Bush		

SPECIAL TEAMS				
<b>PK</b>	4 Stephen Hauschka			
<b>P</b>	9 Corey Bojorquez			
<b>H</b>	9 Corey Bojorquez			
<b>PR</b>	45 Marcus Murphy	14 Ray-Ray McCloud		
<b>KOR</b>	45 Marcus Murphy	26 Taiwan Jones		
<b>LS</b>	69 Reid Ferguson	99 Harrison Phillips		

PRONUNCIATION GUIDE	
Corey Bojorquez	bo-HOR-kez
Vladimir Ducasse	vlah-DUH-meer doo-CAAS
Stephen Hauschka	HOWSH-kuh
Ramon Humber	RUH-moan
Taron Johnson	TARE-un
Khari Lee	CAR-ee
Star Lotulelei	low-TOO-lay-lay
Tre'Davious White	truh-DAY-vee-us
Eddie Yarbrough	YARR-bro

PRACTICE SQUAD					
NO	NAME	POS	HT	WT	COLLEGE
31	Dean Marlowe	S	6-1	208	James Madison
35	Keith Ford	RB	5-10	219	Texas A&M
47	Levi Wallace	CB	6-0	179	Alabama
52	Corey Thompson	LB	6-1	222	Louisiana State
56	Mike Love	DE	6-3	255	South Florida
74	De'Ondre Wesley	T	6-6	331	Brigham Young
77	Ruben Holcomb	T	6-4	309	Indianapolis
87	Cam Phillips	WR	6-0	201	Virginia Tech
91	Kyle Peko	DT	6-1	305	Oregon State

# 2018 ROSTER BREAKDOWN



## HOW THEY WERE ACQUIRED

YEAR	PLAYER	ACQ.
2006	Kyle Williams	D5a
2013	Jerry Hughes	TR- IND
2015	LeSean McCoy	TR- PHI
	Charles Clay	FA
	John Miller	D3
	Jordan Mills	FA
	Ryan Groy	FA
2016	Lorenzo Alexander	FA
	Shaq Lawson	D1
	Reid Ferguson	FA
	Ramon Humber	FA
	Logan Thomas	FA
2017	Micah Hyde	FA
	Jordan Poyer	FA
	Patrick DiMarco	FA
	Vladimir Ducasse	FA
	Stephen Hauschka	FA
	Andre Holmes	FA
	Eddie Yarbrough	FA
	Tre'Davious White	D1
	Zay Jones	D2a
	Dion Dawkins	D2b
	Matt Milano	D5a
	Nathan Peterman	D5b
	Jason Croom	FA
	Taiwan Jones	FA
	Deon Lacey	W-17 (MIA)
	Khari Lee	W-17 (DET)
	Conor McDermott	W-17 (NE)
	Lafayette Pitts	W-17 (JAX)
	Kelvin Benjamin	TR - CAR
	Marcus Murphy	FA
2018	Chris Ivory	FA
	Rafael Bush	FA
	Star Lotulelei	FA
	Trent Murphy	FA
	Julian Stanford	FA
	Russell Bodine	FA
	Marshall Newhouse	FA
	Phillip Gaines	FA
	Nate Orchard	FA
	Ike Boettger	FA
	Josh Allen	D1a
	Tremaine Edmunds	D1b
	Harrison Phillips	D3
	Taron Johnson	D4
	Siran Neal	D5a
	Wyatt Teller	D5b
	Ray-Ray McCloud III	D6
	Robert Foster	UDFA
	Corey Bojorquez	W-18 (NE)
	Robert Thomas	FA

## BY DRAFT ROUND

RD	PLAYER	YEAR	TEAM
1	Jerry Hughes	IND	2010
	Star Lotulelei	CAR	2013
	Kelvin Benjamin	CAR	2014
	Shaq Lawson	BUF	2016
	Tre'Davious White	BUF	2017
	Josh Allen	BUF	2018
	Tremaine Edmunds	BUF	2018
2	LeSean McCoy	PHI	2009
	Vladimir Ducasse	NYJ	2010
	Trent Murphy	WAS	2014
	Nate Orchard	CLE	2015
	Dion Dawkins	BUF	2017
	Zay Jones	BUF	2017
3	Phillip Gaines	KCC	2014
	John Miller	BUF	2016
	Harrison Phillips	BUF	2018
4	Taiwan Jones	OAK	2011
	Russell Bodine	CIN	2012
	Logan Thomas	ARI	2014
	Taron Johnson	BUF	2018
5	Kyle Williams	BUF	2006
	Marshall Newhouse	GB	2010
	Micah Hyde	GB	2013
	Jordan Mills	CHI	2013
	Matt Milano	BUF	2017
	Nathan Peterman	BUF	2017
	Siran Neal	BUF	2018
	Wyatt Teller	BUF	2018
6	Conor McDermott	NE	2017
	Ray-Ray McCloud III	BUF	2018
7	Charles Clay	MIA	2011
	Jordan Poyer	PHI	2013
	Marcus Murphy	NO	2015
FA	Lorenzo Alexander	CAR	2005
	Stephen Hauschka	MIN	2008
	Ramon Humber	IND	2009
	Rafael Bush	ATL	2010
	Chris Ivory	NO	2010
	Patrick DiMarco	SDC	2011
	Andre Holmes	MIN	2011
	Julian Stanford	JAC	2012
	Deon Lacey	DAL	2013
	Ryan Groy	CHI	2014
	Robert Thomas	WAS	2014
	Khari Lee	HOU	2015
	Reid Ferguson	BUF	2016
	Lafayette Pitts	MIA	2016
	Eddie Yarbrough	DEN	2016
	Jason Croom	BUF	2017
	Robert Foster	BUF	2018
	Ike Boettger	BUF	2018
	Corey Bojorquez	NE	2018

## BY EXPERIENCE

PLAYER	EXP	GP	GS	w/BUF
Kyle Williams	13	169	164	169/164
Lorenzo Alexander	12	161	44	34/28
Stephen Hauschka	11	135	0	18/0
LeSean McCoy	10	135	121	45/45
Ramon Humber	10	123	28	31/10
Jerry Hughes	9	122	73	82/66
Vladimir Ducasse	9	103	44	14/14
Marshall Newhouse	9	102	70	2/0
Chris Ivory	9	97	42	2/0
Charles Clay	8	101	90	43/43
Rafael Bush	8	78	18	2/0
Taiwan Jones	8	76	0	10/0
Patrick DiMarco	7	85	44	18/10
Andre Holmes	7	81	22	16/2
Micah Hyde	6	81	51	18/18
Star Lotulelei	6	78	77	2/2
Jordan Mills	6	73	68	44/39
Jordan Poyer	6	65	27	17/17
Julian Stanford	6	60	10	1/0
Russell Bodine	5	65	64	1/0
Trent Murphy	5	49	24	2/1
Kelvin Benjamin	5	48	44	8/8
Phillip Gaines	5	43	18	2/2
Ryan Groy	5	42	13	38/10
Nate Orchard	4	35	13	1/0
John Miller	4	34	34	34/34
Khari Lee	4	32	7	8/0
Logan Thomas	4	16	2	14/2
Lafayette Pitts	3	26	0	12/0
Robert Thomas	3	22	0	1/0
Shaq Lawson	3	22	12	22/12
Marcus Murphy	3	19	0	3/0
Tre'Davious White	2	18	18	18/18
Dion Dawkins	2	18	13	18/13
Eddie Yarbrough	2	18	6	18/6
Reid Ferguson	2	18	0	18/0
Deon Lacey	2	18	0	18/0
Matt Milano	2	18	7	18/7
Zay Jones	2	17	12	17/12
Nathan Peterman	2	5	3	5/3
Conor McDermott	2	3	0	3/0
Jason Croom	1	2	0	2/0
Josh Allen	R	2	0	2/1
Ike Boettger	R	0	0	
Corey Bojorquez	R	2	0	2/0
Tremaine Edmunds	R	2	2	2/2
Robert Foster	R	2	0	2/0
Taron Johnson	R	1	0	1/0
Siran Neal	R	2	0	2/0
Harrison Phillips	R	2	0	2/0
Ray-Ray McCloud III	R	0	0	
Wyatt Teller	R	0	0	

# 2018 PERSONNEL MOVES



- **January 1** - Signed WR Rod Streater to a Reserve/Future contract.
- **January 2** - Signed RB Aaron Green to practice squad and released S L.J. McCray from the team's practice squad.
- **January 8** - Signed WR Quan Bray, P Cory Carter, TE Jason Croom, RB Aaron Green, T Josh James, DT Marquavius Lewis, DB Dean Marlowe, C Adam Redmond and T De'Ondre Wesley to Reserve/Future contracts.
- **January 10** - Signed S L.J. McCray and LB Xavier Woodson-Luster to Reserve/Future contracts.
- **January 17** - Signed S Kelcie McCray to a Reserve/Future contract.
- **February 27** - Signed CB Vontae Davis.
- **March 6** - Signed RB Chris Ivory.
- **March 8** - Signed DE Owa Odighizuwa.
- **March 14** - Traded QB Tyrod Taylor to the Cleveland Browns in exchange for 2018 3rd round draft choice. Traded T Cordy Glenn to Cincinnati Bengals, a first round pick, and a sixth round pick in exchange for a first round pick and a fifth round pick.
- **March 15** - Signed S Rafael Bush, DT Star Lotulelei, QB AJ McCarron, DE Trent Murphy and LB Julian Stanford.
- **March 19** - Signed OL Russell Bodine and OL Marshall Newhouse.
- **March 26** - Released DE Ryan Davis.
- **March 29** - Signed WR Kaelin Clay and CB Phillip Gaines.
- **April 4** - Signed DE Terrence Fede.
- **April 12** - Placed G Richie Incognito on the Reserve/Retired list.
- **April 16** - Signed WR Jeremy Kerley and DT Tenny Palepoi. Signed exclusive rights free agents TE Nick O'Leary, CB Lafayette Pitts, TE Logan Thomas and DE Eddie Yarbrough.
- **April 17** - Released DE Cap Capi.
- **April 26** - Drafted QB Josh Allen and LB Tremaine Edmunds in the first round of the NFL Draft.
- **April 27** - Drafted DT Harrison Phillips in the third round of the NFL Draft.
- **April 28** - Drafted DB Taron Johnson in the fourth round, DB Siran Neal and G Wyatt Teller in the fifth round, WR Ray-Ray McCloud III in the sixth round and WR Austin Proehl in the seventh round of the NFL Draft.
- **May 10** - Signed draft picks S Siran Neal, G Wyatt Teller, WR Ray-Ray McCloud and WR Austin Proehl.
- **May 11** - Signed fourth-round draft pick CB Taron Johnson. Signed DE Mat Boesen, T Ike Boettger, CB Ryan Carter, K Tyler Davis, G Gerhard De Beer, RB Keith Ford, WR Robert Foster, DE Mike Love, WR Cam Phillips, T Mo Porter, LB Corey Thompson and CB Levi Wallace.
- **May 12** - Signed draft pick LB Tremaine Edmunds.
- **May 14** - Signed RB Zach Olsstad and released RB Aaron Green.
- **May 21** - Released G Richie Incognito from the Reserve/Retired list.
- **May 30** - Signed draft pick DT Harrison Phillips.
- **May 31** - Released C Eric Wood.
- **July 24** - Signed LB Keenan Robinson.
- **July 25** - Signed draft pick QB Josh Allen. Released DT Tenny Palepoi. Placed WR Zay Jones on the Active/Non-Football Injury list.
- **July 26** - Signed DT John Hughes III
- **July 29** - Signed DE Ryan Russell and released DE Owa Odighizuwa.
- **August 5** - Acquired WR Corey Coleman from the Cleveland Browns in exchange for an undisclosed future draft pick. Released WR Quan Bray.



# 2018 PERSONNEL MOVES



- **August 11** - Signed DT Tyrunn Walker and released DT John Hughes.

---

- **August 13** - Signed FB Sam Rogers and waived FB Zach Oltstad with an injury designation.

---

- **August 15** - Signed DL Albert Havili and waived DE Marquavius Lewis with an injury designation.

---

- **August 19** - Signed DT Tenny Palepoi and waived P Cory Carter with an injury designation.

---

- **August 23** - Placed LB Keenan Robinson on the reserve/retired list.

---

- **August 24** - Released DT Tenny Palepoi.

---

- **August 28** - Released S L.J. McCray.

---

- **September 1** - Released DE Mat Boesen, G Ike Boettger, CB Breon Borders, RB Travaris Cadet, CB Ryan Carter, WR Kaelin Clay, WR Corey Coleman, T Gerhard de Beer, WR Malachi Dupre, DE Terrence Fede, RB Keith Ford, DT Rickey Hatley, DE Albert Havili, T Josh James, DE Mike Love, S Dean Marlowe, DB Kelcie McCray, TE Nick O'Leary, WR Cam Phillips, T Mo Porter, WR Austin Proehl, C Adam Redmond, WR Brandon Reilly, FB Sam Rogers, DE Ryan Russell, P Jon Ryan, WR Rod Streater, LB Corey Thompson, TE Keith Towbridge, LB Tanner Vallejo, DT Tyrunn Walker, CB Levi Wallace, T De'Ondre Wesley, LB Xavier Woodson-Luster. Traded QB A.J. McCarron to Oakland for a 5th round draft pick in 2019.

---

- **September 2** - Claimed P Corey Bojorquez (NE) and CB Ryan Lewis (NE) off of waivers. Released P Colton Schmidt. Signed to the practice squad T Gerhard de Beer, RB Keith Ford, DE Mike Love, S Dean Marlowe, WR Cam Phillips, LB Corey Thompson, CB Levi Wallace, T De'Ondre Wesley.

---

- **September 3** - Signed OL Ruben Holcomb & DT Robert Thomas to the practice squad.

---

- **September 10** - Signed DE Nate Orchard and waived DT Adolphus Washington.

---

- **September 11** - Released OL Gerhard de Beer from the practice squad.

---

- **September 12** - Signed DT Kyle Peko to the practice squad. Claimed G Ike Boettger off waivers from Kansas City. Released CB Ryan Lewis.

---

- **September 13** - Signed CB Ryan Lewis to the practice squad and released T De'Ondre Wesley.

---

- **September 15** - Signed DT Robert Thomas to the 53 man roster from the practice squad and released WR Jeremy Kerley.

---

- **September 17** - CB Vontae Davis placed on the Exempt/Left Squad list.

---



# 2018 PARTICIPATION CHARTS



GAME	1	2	3	4	5	6	7	8	9	10	11	12	13	14	15	16	GP	GS	IA
OPPONENT	BAL	LAC	MIN	GB	TEN	HOU	IND	NE	CHI	NYJ	JAX	MIA	NYJ	DET	NE	MIA			
Alexander, Lorenzo	LB	P															2	1	0
Allen, Josh	P	QB															2	1	0
Benjamin, Kelvin	WR	WR															2	2	0
Bodine, Russell	DNP	DNP															0	0	0
Boettger, Ike	-	IA															0	0	1
Bojorquez, Corey	P	P															2	0	0
Bush, Rafael	P	P															1	0	0
Carter, Cory	IR	IR															0	0	0
Clay, Charles	TE	TE															2	2	0
Croom, Jason	P	P															2	0	0
Davis, Vontae	IA	CB															1	1	1
Dawkins, Dion	LT	LT															2	2	0
de Beer, Gerhard	PS	-															0	0	0
DiMarco, Patrick	P	LG															2	0	0
Ducasse, Vladimir	LG	LG															2	2	0
Edmunds, Tremaine	MLB	MLB															2	2	0
Ferguson, Reid	P	P															2	0	0
Ford, Keith	PS	PS															0	0	0
Foster, Robert	P	P															2	0	0
Gaines, Phillip	CB	CB															2	2	0
Groy, Ryan	C	C															2	2	0
Hauschka, Stephen	P	P															2	0	0
Holcomb, Ruben	PS	PS															0	0	0
Holmes, Andre	P	P															2	0	0
Hughes, Jerry	DE	DE															2	2	0
Humber, Ramon	P	P															2	0	0
Hyde, Micah	SS	SS															2	2	0
Ivory, Chris	P	P															2	0	0
Johnson, Taron	P	IA															1	0	1
Jones, Taiwan	P	P															2	0	0
Jones, Zay	WR	WR															2	2	0
Kerley, Jeremy	WR	-															1	1	0
Lacey, Deon	P	P															2	0	0
Lawson, Shaq	DE	IA															1	1	1
Lee, Khari	IA	IA															0	0	2
Lewis, Ryan	IA	PS															0	0	1
Lotulelei, Star	DT	DT															2	2	0
Love, Mike	PS	PS															0	0	0
Marlowe, Dean	PS	PS															0	0	0
McCloud III, Ray-Ray	IA	IA															0	0	2
McCoy, LeSean	RB	RB															2	2	0
McDermott, Conor	IA	IA															0	0	2
Milano, Matt	WLB	WLB															2	2	0
Miller, John	RG	RG															2	2	0
Mills, Jordan	RT	RT															2	2	0
Murphy, Marcus	P	P															2	0	0
Murphy, Trent	P	P															2	0	0
Neal, Siran	P	P															2	0	0
Newhouse, Marshall	P	P															2	0	0
Orchard, Nate	-	P															1	0	0
Peko, Kyle	-	PS															0	0	0
Peterman, Nathan	QB	DNP															1	1	0
Phillips, Cam	PS	PS															0	0	0
Phillips, Harrison	P	P															2	0	0
Pitts, Lafayette	P	P															2	0	0
Poyer, Jordan	FS	FS															2	2	0
Stanford, Julian	IA	P															1	1	1
Teller, Wyatt	IA	IA															0	0	2
Thomas, Logan	P	P															2	0	0
Thomas, Robert	PS	P															1	0	0
Thompson, Corey	PS	PS															0	0	0



# CONTRACT STATUS



	NAME	2018	2019	2020	2021	2022	2023	2024	CONTRACT DETAILS
QB	Josh Allen					5YO			Signed 4-year rookie contract in 2018
	Nathan Peterman				UFA				Signed 4-year rookie contract in 2017
RB	Patrick DiMarco				UFA				Signed 4-year contract as UFA in 2017
	Chris Ivory			UFA					Signed 2-year contract in 2018
	Taiwan Jones		UFA						Signed 1-year contract in 2018
	LeSean McCoy			UFA					Signed 5-year contract extension in 2015
	Marcus Murphy			UFA					Signed 3-year contract in 2017
WR	Kelvin Benjamin	5YO	UFA						Signed 4-year rookie contract with CAR in 2014
	Robert Foster				RFA				Signed 3-year contract as UDFA in 2018
	Andre Holmes			UFA					Signed 3-year contract as UFA in 2017
	Zay Jones				UFA				Signed 4-year rookie contract in 2017
TE	Ray-Ray McCloud					UFA			Signed 4-year rookie contract in 2018
	Charles Clay			UFA					Signed 5-year contract as a transition FA in 2015
	Jason Croom			ERFA					Signed 2-year reserve/future contract in 2018
	Khari Lee		UFA						Signed 2-year reserve/future contract w/DET in 2017
	Logan Thomas		RFA						Signed 1-year contract as ERFA in 2018
	Russell Bodine			UFA					Signed 2-year contract as UFA in 2018
	Dion Dawkins				UFA				Signed 4-year rookie contract in 2017
	Vladimir Ducasse			UFA					Signed 3-year contract as UFA in 2017
	Ryan Groy		UFA						Matched 2-year offer sheet signed w/LAR in 2017
	Conor McDermott				UFA				Signed 4-year rookie contract w/NE in 2017
OFFENSIVE LINE	John Miller		UFA						Signed 4-year rookie contract in 2015
	Jordan Mills		UFA						Signed 2-year contract as UFA in 2017
	Marshall Newhouse		UFA						Signed 1-year contract in 2018
	Wyatt Teller					UFA			Signed 4-year rookie contract in 2018
	Jerry Hughes			UFA					Signed 5-year contract extension in 2015
	Shaq Lawson			5YO					Signed 4-year rookie contract in 2016
	Star Lotulelei						UFA		Signed 5-year contract as UFA in 2018
	Trent Murphy				UFA				Signed 3-year contract as UFA in 2018
	Nate Orchard		UFA						Signed 1-year contract in 2018
	Harrison Phillips					UFA			Signed 4-year rookie contract in 2018
D-LINE	Robert Thomas		RFA						Signed 1-year contract in 2018
	Kyle Williams		UFA						Signed 1-year contract in 2018
	Eddie Yarbrough		ERFA						Signed 1-year contract as ERFA in 2018
	Lorenzo Alexander		UFA						Signed 2-year contract in 2017
	Tremaine Edmunds					5YO			Signed 4-year rookie contract in 2018
	Ramon Humber		UFA						Signed 1-year contract in 2018
	Deon Lacey		ERFA						Signed 2-year contract in 2017
	Matt Milano				UFA				Signed 4-year rookie contract in 2017
DEFENSIVE BACKS	Julian Stanford			UFA					Signed 2-year contract as UFA in 2018
	Rafael Bush			UFA					Signed 2-year contract as UFA in 2018
	Vontae Davis		UFA						Signed 1-year contract in 2018
	Phillip Gaines		UFA						Signed 1-year contract as UFA in 2018
	Micah Hyde					UFA			Signed 5-year contract as UFA in 2017
	Taron Johnson					UFA			Signed 4-year rookie contract in 2018
	Ryan Lewis		ERFA						Signed 1-year reserve/future contract w/NE in 2018
	Siran Neal					UFA			Signed 4-year rookie contract in 2018
	Lafayette Pitts		RFA						Signed 1-year contract as ERFA in 2018
	Jordan Poyer				UFA				Signed 4-year contract as UFA in 2017
ST	Tre'Davious White				5YO				Signed 4-year rookie contract in 2017
	Corey Bojorquez				RFA				Signed 3-year contract as UDFA w/NE in 2018
	Cory Carter (IR)			ERFA					Signed 2-year reserve/future contract in 2018
	Reid Ferguson		ERFA						Signed 2-year reserve/future contract in 2017
	Stephen Hauschka			UFA					Signed 3-year contract as UFA in 2017

\* Please note that free agent status is subject to change during the course of the season.

# 2018 STATS



RUSHING	NO.	YDS	AVG	LG	TD
L.McCoy	16	61	3.8	27	0
J.Allen	12	58	4.8	14	0
M.Murphy	9	37	4.1	9	0
C.Ivory	5	10	2	6	1
N.Peterman	1	1	1	1	0
C.Bojorquez	1	0	0	0	0
<b>BILLS</b>	<b>44</b>	<b>167</b>	<b>3.8</b>	<b>27</b>	<b>1</b>
<b>OPPONENTS</b>	<b>60</b>	<b>226</b>	<b>3.8</b>	<b>22</b>	<b>4</b>

RECEIVING	NO.	YDS	AVG	LG	TD
Z.Jones	5	89	17.8	57	0
L.McCoy	5	28	5.6	9	0
J.Croom	4	25	6.3	10	0
K.Benjamin	3	29	9.7	16	1
A.Holmes	2	33	16.5	19	0
L.Thomas	2	31	15.5	24	0
C.Clay	2	29	14.5	21	0
J.Kerley	2	7	3.5	4	0
C.Ivory	1	30	30	30	0
P.DiMarco	1	24	24	24	0
R.Foster	1	11	11	11	0
M.Murphy	1	7	7	7	0
<b>BILLS</b>	<b>29</b>	<b>343</b>	<b>11.8</b>	<b>57</b>	<b>1</b>
<b>OPPONENTS</b>	<b>49</b>	<b>516</b>	<b>10.5</b>	<b>29</b>	<b>6</b>

SCORING	TD	Ru	Re	Rf	PAT	FG	2P	PTS
S.Hauschka	0	0	0	0	2/2	3/4	0	11
C.Ivory	1	1	0	0	0/0	0/0	0	6
K.Benjamin	1	0	1	0	0/0	0/0	0	6
<b>BILLS</b>	<b>2</b>	<b>1</b>	<b>1</b>	<b>0</b>	<b>2/2</b>	<b>3/4</b>	<b>0</b>	<b>23</b>
<b>OPPONENTS</b>	<b>10</b>	<b>4</b>	<b>6</b>	<b>0</b>	<b>9/9</b>	<b>3/3</b>	<b>0</b>	<b>78</b>

PASSING	ATT	CMP	YDS	CMP%	YDS/AT	TD	TD%	INT	INT%	LG	SACK	LOST	RAT
J.Allen	48	24	319	50.0%	6.6	1	2.1%	2	4.20%	57	8	52	61
N.Peterman	18	5	24	27.8%	1.3	0	0.0%	2	11.10%	10	3	12	0
<b>BILLS</b>	<b>66</b>	<b>29</b>	<b>343</b>	<b>43.9%</b>	<b>5.2</b>	<b>1</b>	<b>1.5%</b>	<b>4</b>	<b>6.10%</b>	<b>57</b>	<b>11</b>	<b>64</b>	<b>40.1</b>
<b>OPPONENTS</b>	<b>65</b>	<b>49</b>	<b>516</b>	<b>75.4%</b>	<b>7.9</b>	<b>6</b>	<b>9.2%</b>	<b>0</b>	<b>0.00%</b>	<b>29</b>	<b>4</b>	<b>24</b>	<b>128.8</b>

TEAM STATS	BILLS	OPP
<b>Total First Downs</b>	<b>27</b>	<b>47</b>
Rushing	8	16
Passing	15	29
Penalty	4	2
<b>3rd Down: Made/Att</b>	<b>7/29</b>	<b>9/23</b>
<b>3rd Down Pct.</b>	<b>24.1%</b>	<b>39.1%</b>
4th Down: Made/Att	0/1	0/0
4th Down Pct.	0.0%	0.0
<b>Possession Avg.</b>	<b>25:52</b>	<b>34:08</b>
<b>Total Net Yards</b>	<b>446</b>	<b>718</b>
Avg. Per Game	223.0	359.0
Total Plays	121	129
Avg. Per Play	3.7	5.6
<b>Net Yards Rushing</b>	<b>167</b>	<b>226</b>
Avg. Per Game	83.5	113.0
Total Rushes	44	60
<b>Net Yards Passing</b>	<b>279</b>	<b>492</b>
Avg. Per Game	139.5	246.0
Sacked/Yards Lost	11/64	4/24
Gross Yards	343	516
Attempts/Completions	66/29	65/49
Completion Pct.	43.9%	75.4%
Had Intercepted	4	0
<b>Punts/Average</b>	<b>13/47.7</b>	<b>10/49.0</b>
<b>Net Punting Avg.</b>	<b>40.7</b>	<b>44.5</b>
<b>Penalties/Yards</b>	<b>16/131</b>	<b>15/123</b>
<b>Fumbles/Ball Lost</b>	<b>2/0</b>	<b>6/1</b>
<b>Touchdowns</b>	<b>2</b>	<b>10</b>
Rushing	1	4
Passing	1	6
Returns	0	0

	Q1	Q2	Q3	Q4	OT	PTS
<b>BILLS</b>	0	6	10	7	0	<b>23</b>
<b>OPPONENTS</b>	28	26	14	10	0	<b>78</b>

FUMBLES/LOST
Bojorquez 1/0, Murphy 1/0

# VIKINGS DEPTH CHART



Unofficial depth chart compiled by Vikings public relations staff

OFFENSE				
<b>WR</b>	19 Adam Thielen	11 Laquon Treadwell	17 Aldrick Robinson	
<b>LT</b>	71 Riley Reiff			
<b>LG</b>	79 Tom Compton	78 Bryan Witzmann		
<b>C</b>	65 Pat Elflein	61 Brett Jones		
<b>RG</b>	74 Mike Remmers	63 Danny Isidora		
<b>RT</b>	69 Rashod Hill	75 Brian O'Neill		
<b>TE</b>	82 Kyle Rudolph	89 David Morgan	83 Tyler Conklin	
<b>WR</b>	14 Stefan Diggs	13 Stacy Coley	15 Brandon Zylstra	
<b>QB</b>	8 Kirk Cousins	3 Trevor Siemian	1 Kyle Sloter	
<b>FB</b>	30 C.J. Ham			
<b>HB</b>	33 Dalvin Cook	25 Latavius Murray	44 Mike Boone	32 Roc Thomas
DEFENSE				
<b>LE</b>	99 Danielle Hunter	90 Tashawn Bower		
<b>DT</b>	93 Sheldon Richardson	94 Jaleel Johnson	92 Jalyn Holmes	
<b>NT</b>	98 Linval Joseph	95 David Parry		
<b>RE</b>	97 Everson Griffen	91 Stephen Weatherly		
<b>WLB</b>	42 Ben Gedeon	50 Eric Wilson		
<b>MLB</b>	54 Eric Kendricks	57 Devante Downs		
<b>SLB</b>	55 Anthony Barr			
<b>LCB</b>	26 Trae Waynes	21 Mike Hughes		
<b>RCB</b>	29 Xavier Rhodes	20 Mackensie Alexander	24 Holton Hill	35 Marcus Sherels
<b>SS</b>	34 Andrew Sendejo	27 Jayron Kearsae	23 George Iloka	
<b>FS</b>	22 Harrison Smith	41 Anthony Harris		
SPECIAL TEAMS				
<b>P</b>	6 Matt Wile			
<b>K</b>				
<b>LS</b>	47 Kevin McDermott			
<b>KR</b>	35 Marcus Sherels	21 Mike Hughes	13 Stacy Coley	
<b>PR</b>	35 Marcus Sherels	21 Mike Hughes	13 Stacy Coley	

# VIKINGS STATS



## 2018 RECORD: 1-0-1

WEEK	DATE	OPPONENT	RESULT
1	Sept. 9	San Francisco	W, 24-16
2	Sept. 16	at Green Bay	T, 29-29
3	Sept. 23	Buffalo	
4	Sept. 27	at Los Angeles	
5	Oct. 7	at Philadelphia	
6	Oct. 14	Arizona	
7	Oct. 21	at New York Jets	
8	Oct. 28	New Orleans	
9	Nov. 4	Detroit	
BYE			
11	Nov. 18	at Chicago	
12	Nov. 25	Green Bay	
13	Dec. 2	at New England	
14	Dec. 10	at Seattle	
15	Dec. 16	Miami	
16	Dec. 23	at Detroit	
17	Dec. 30	Chicago	

RUSHING	NO.	YDS	AVG	LONG	TD
D.Cook	26	78	3.0	15	0
L.Murray	15	61	4.1	9	0
K.Cousins	6	31	5.2	13	0
S.Diggs	2	9	4.5	8	0
C.Ham	1	5	5.0	5	0
<b>VIKINGS</b>	<b>50</b>	<b>184</b>	<b>3.7</b>	<b>15</b>	<b>0</b>
<b>OPP.</b>	<b>49</b>	<b>188</b>	<b>3.8</b>	<b>16</b>	<b>0</b>

RECEIVING	NO.	YDS	AVG	LONG	TD
A.Thielen	18	233	12.9	34	1
S.Diggs	12	171	14.3	75f	3
D.Cook	9	107	11.9	24	0
K.Rudolph	8	83	10.4	23	1
L.Treadwell	4	41	10.3	16	1
D.Morgan	3	28	9.3	13	0
T.Conklin	1	6	6.0	6	0
<b>VIKINGS</b>	<b>34</b>	<b>424</b>	<b>12.5</b>	<b>30</b>	<b>3</b>
<b>OPP.</b>	<b>26</b>	<b>260</b>	<b>10.0</b>	<b>29</b>	<b>3</b>

INTERCEPTIONS	No	Yds	Avg	LG	TD
M.Hughes	1	28	28.0	28f	1
H.Smith	1	14	14.0	14	0
X.Rhodes	1	3	3.0	3	0
<b>VIKINGS</b>	<b>3</b>	<b>45</b>	<b>15.0</b>	<b>28f</b>	<b>1</b>
<b>OPPONENTS</b>	<b>1</b>	<b>24</b>	<b>24.0</b>	<b>24</b>	<b>0</b>

TEAM STATS	VIKINGS	OPP
<b>Total First Downs</b>	<b>43</b>	<b>44</b>
Rushing	6	15
Passing	35	21
Penalty	2	8
3rd Down: Made/Att	14/31	9/26
3rd Down Pct.	45.2%	34.6%
4th Down: Made/Att	0/1	0/0
4th Down Pct.	0.0%	0.0
<b>Possession Avg.</b>	<b>29:05</b>	<b>30:55</b>
<b>Total Net Yards</b>	<b>823</b>	<b>678</b>
Avg. Per Game	411.5	339.0
Total Plays	139	131
<b>Avg. Per Play</b>	<b>5.9</b>	<b>5.2</b>
Net Yards Rushing	184	188
Avg. Per Game	92.0	94.0
Total Rushes	50	49
<b>Net Yards Passing</b>	<b>639</b>	<b>490</b>
Avg. Per Game	319.5	245.0
Sacked/Yards Lost	5/30	7/52
Gross Yards	669	542
Attempts/Completions	84/55	75/45
Completion Pct.	65.5%	60.0%
Had Intercepted	1	3
<b>Punts/Average</b>	<b>11/39.5</b>	<b>9/48.1</b>
<b>Net Punting Avg.</b>	<b>36.4</b>	<b>43.7</b>
<b>Penalties/Yards</b>	<b>15/122</b>	<b>10/75</b>
<b>Fumbles/Ball Lost</b>	<b>1/1</b>	<b>5/1</b>
<b>Touchdowns</b>	<b>7</b>	<b>3</b>
Rushing	0	0
Passing	6	2
Returns	1	1

	Q1	Q2	Q3	Q4	OT	PTS
<b>VIKINGS</b>	10	7	14	22	0	<b>53</b>
<b>OPP.</b>	7	13	13	12	0	<b>45</b>

SACKS	
Danielle Hunter	2.0
Harrison Smith	1.0
Sheldon Richardson	1.0
Mackensie Alexander	1.0
Everson Griffin	0.5
David Parry	0.5
<b>VIKINGS</b>	<b>7.0</b>
<b>OPPONENTS</b>	<b>5.0</b>

PASSING	ATT	CMP	YDS	CMP%	YDS/ATT	TD	TD%	INT	INT%	LG	SACK	LOST	RAT
K.Cousins	84	55	669	65.5%	8.0	6	7.1%	1	1.2%	75f	5	30	108.7
<b>VIKINGS</b>	<b>84</b>	<b>55</b>	<b>669</b>	<b>65.5%</b>	<b>8.0</b>	<b>6</b>	<b>7.1%</b>	<b>1</b>	<b>1.2%</b>	<b>75f</b>	<b>5</b>	<b>30</b>	<b>108.7</b>
<b>OPP.</b>	<b>75</b>	<b>45</b>	<b>542</b>	<b>60.0%</b>	<b>7.2</b>	<b>2</b>	<b>2.7%</b>	<b>3</b>	<b>4.0%</b>	<b>56</b>	<b>7</b>	<b>52</b>	<b>74.4</b>



# NFL STANDINGS



## 2018 NFL STANDINGS AND SCHEDULE

Team	W	L	T	Div	Conf	Wk 1	Wk 2	Wk 3	Wk 4	Wk 5	Wk 6	Wk 7	Wk 8	Wk 9	Wk 10	Wk 11	Wk 12	Wk 13	Wk 14	Wk 15	Wk 16	Wk 17	
<b>AFC EAST</b>																							
Miami	2	0	0	1-0	2-0	TEN	at NYJ	OAK	at NE	at Cin	CHI	DET	at Hou	NYJ	at GB	(BYE)	at Ind	BUF	at NE	at Min	JAX	at Buf	
New England	1	1	0	0-0	1-1	HOU	at Jax	at Det	MIA	IND	at Jax	at Chi	at Buf	GB	at Ten	(BYE)	at NYJ	MIN	at Mia	at Pit	BUF	at NYJ	
NY Jets	1	1	0	0-1	0-1	at Det	MIA	at Cle	at Jax	DEN	IND	MIN	at Chi	at Buf	BUF	(BYE)	NE	at Ten	at NYJ	HOU	GB	at NE	
Buffalo	0	2	0	0-0	0-2	at Bal	LAC	at Min	at GB	TEN	at Hou	at Ind	NE	CHI	at NYJ	(BYE)	JAX	at Mia	at Buf	NYJ	DET	at NE	
<b>AFC NORTH</b>																							
Cincinnati	2	0	0	1-0	2-0	at Ind	BAL	at Car	at Ail	MIA	PIT	at KC	TB	(BYE)	NO	at Bal	CLE	DEN	at LAC	OAK	at Cle	at Pit	
Baltimore	1	1	0	0-1	1-1	BUF	at Cin	DEN	at Pit	at Cle	at Ten	NO	at Car	PIT	(BYE)	CIN	OAK	at Ail	at KC	TB	at LAC	CLE	
Pittsburgh	0	1	1	0-0-1	0-1-1	at Cle	KC	at TB	BAL	ATL	at Cin	CLE	at Bal	at Car	CAR	at Jax	at Den	LAC	at Oak	NE	at NO	CIN	
Cleveland	0	1	1	0-0-1	0-0-1	PIT	at NO	NYJ	at Oak	BAL	LAC	at TB	at Pit	KC	ATL	(BYE)	at Cin	at Hou	CAR	at Den	CIN	at Bal	
<b>AFC SOUTH</b>																							
Jacksonville	2	0	0	0-0	1-0	at NYG	NE	TEN	NYJ	at KC	at Dal	HOU	PHI	(BYE)	at Ind	PIT	at Buf	IND	at Ten	WAS	at Mia	at Hou	
Tennessee	1	1	0	1-0	1-1	at Mia	HOU	at Jax	PHI	at Buf	BAL	at LAC	(BYE)	at Dal	NE	at Ind	at Hou	NYJ	JAX	at NYG	WAS	IND	
Indianapolis	1	1	0	0-0	0-1	CIN	at Was	at Phi	HOU	at NE	at NYJ	BUF	at Oak	(BYE)	JAX	TEN	MIA	at Jax	at Hou	DAL	WAS	IND	
Houston	0	2	0	0-1	0-2	at NE	at Ten	NYG	at Ind	DAL	BUF	at Jax	MIA	at Den	(BYE)	at Was	TEN	CLE	IND	at NYJ	at Phi	JAX	
<b>AFC WEST</b>																							
Kansas City	2	0	0	1-0	2-0	at LAC	PHI	SF	at Den	JAX	at NE	CIN	DEN	at Cle	ARZ	at LAR	(BYE)	at Oak	BAL	LAC	at Sea	OAK	
Denver	2	0	0	1-0	1-0	SEA	OAK	at Bal	KC	at NYJ	LAR	at Arz	at KC	HOU	(BYE)	at LAC	PIT	at Cin	at SF	CLE	at Oak	LAC	
LA Chargers	1	1	0	0-1	1-1	KC	at Buf	at LAR	SF	OAK	at Cle	TEN	(BYE)	at Sea	at Oak	DEN	ARZ	at Pit	CIN	at KC	BAL	at Den	
Oakland	0	2	0	0-1	0-1	LAR	at Den	at Mia	CLE	at LAC	SEA	(BYE)	IND	at SF	LAC	at Arz	at Bal	KC	PIT	at Cin	DEN	at KC	
<b>NFC EAST</b>																							
Philadelphia	1	1	0	0-0	1-1	ATL	at TB	IND	at Ten	MIN	at NYG	CAR	at Jax	(BYE)	DAL	at NO	NYG	WAS	at Dal	at LAR	HOU	at Was	
Washington	1	1	0	0-0	1-0	at Arz	IND	GB	(BYE)	at NO	CAR	DAL	at NYG	ATL	at TB	HOU	at Dal	at Phi	NYG	at Jax	at Ten	PHI	
Dallas	1	1	0	1-0	1-1	at Car	NYG	at Sea	DET	at Hou	JAX	at Was	(BYE)	TEN	at Phi	at Ail	WAS	NO	PHI	at Ind	TB	at NYG	
NY Giants	0	2	0	0-1	0-1	JAX	at Dal	at Hou	NO	at Car	PHI	at Ail	WAS	(BYE)	at SF	TB	at Phi	CHI	at Was	TEN	at Ind	DAL	
<b>NFC NORTH</b>																							
Minnesota	1	0	1	0-0-1	1-0-1	SF	at GB	BUF	at LAR	at Phi	ARZ	at NYJ	NO	DET	(BYE)	at Chi	GB	at NE	at Sea	MIA	at Det	CHI	
Green Bay	1	0	1	1-0-1	1-0-1	CHI	MIN	at Was	BUF	at Det	SF	(BYE)	at LAR	at NE	MIA	at Sea	at Min	ARZ	ATL	at Chi	at NYJ	DET	
Chicago	1	1	0	0-1	0-1	at GB	SEA	at Arz	TB	(BYE)	at Mia	NE	NYJ	at Buf	DET	MIN	at Det	at NYG	LAR	GB	at SF	at Min	
Detroit	0	2	0	0-0	0-1	NYJ	at SF	NE	at Dal	GB	(BYE)	at Mia	SEA	at Min	at Chi	CAR	CHI	LAR	at Arz	at Buf	MIN	at GB	
<b>NFC SOUTH</b>																							
Tampa Bay	2	0	0	1-0	2-0	at NO	PHI	PIT	at Chi	(BYE)	at Ail	CLE	at Cin	at Car	WAS	at NYG	SF	CAR	NO	at Bal	at Dal	ATL	
Carolina	1	1	0	0-1	1-1	DAL	at Ail	CIN	(BYE)	NYG	at Was	at Phi	BAL	TB	at Pit	at Det	SEA	at TB	at Cle	NO	ATL	at NO	
New Orleans	1	1	0	0-1	0-1	TB	CLE	at Ail	at NYG	WAS	(BYE)	at Bal	at Min	LAR	at Cin	PHI	ATL	at Dal	at TB	at Car	PIT	CAR	
Atlanta	1	1	0	1-0	1-1	at Phi	CAR	NO	CIN	at Pit	TB	NYG	(BYE)	at Was	at Cle	DAL	at NO	BAL	at GB	ARZ	at Car	at TB	
<b>NFC WEST</b>																							
LA Rams	2	0	0	1-0	1-0	at Oak	ARZ	LAC	MIN	at Sea	at Den	at SF	GB	at NO	SEA	KC	(BYE)	at Chi	DEN	SEA	PHI	at Arz	
San Francisco	1	1	0	0-0	1-1	at Min	DET	at KC	at LAC	ARZ	at GB	LAR	at Arz	OAK	NYG	(BYE)	at TB	at Sea	DEN	DEN	CHI	at LAR	
Seattle	0	2	0	0-0	0-0	at Den	at Chi	DAL	at Arz	LAR	at Oak	(BYE)	at Det	LAC	at LAR	GB	at Car	SF	MIN	at SF	KC	ARZ	
Arizona	0	2	0	0-1	0-2	WAS	at LAR	CHI	SEA	at SF	at Min	DEN	SF	(BYE)	at KC	OAK	at LAC	at GB	DET	at Ail	LAR	at Sea	

highlighted opponent - win, d - clinched division title, p - clinched playoff berth, e - eliminated from playoff contention



**STAFF**

---



**OWNER/CEO**  
5TH YEAR WITH THE BILLS

**TERRY PEGULA**



**T**erry Pegula is a self-made success story, rising from humble beginnings to become one of the most respected leaders in the energy industry, and one of very few professional sports owners to operate franchises in multiple sports.

Together with his wife Kim, Terry realized a life-long dream on October 8, 2014. The Pegulas received the unanimous approval of NFL owners to succeed Pro Football Hall of Famer Ralph C. Wilson, Jr. and become the second owners in the storied history of the Buffalo Bills.

"Owning any professional team is about winning and the primary goal of our ownership will be to win the Super Bowl and bring the championships to the city of Buffalo, and myself and my family will dedicate ourselves to that," he said at his introductory press conference.

Terry serves as CEO of the Bills and currently sits on the NFL's Health and Safety committee. In 2016, the Pegulas were honored with the Tank Younger Award, which recognizes extraordinary contributions towards diversity in the NFL.

Raised in Carbondale, PA, Terry is a 1969 graduate of Scranton Preparatory School. He entered Penn State University as a math major and was accepted into the Petroleum and Natural Gas Engineering Program with a scholarship. He went on to graduate with a Bachelor of Science degree in 1973 and landed his first job with Getty Oil Co. in Victoria, TX. He later joined Felmont Oil Co. as an Area Engineer, a decision that brought him to Olean, NY in 1975.

In 1983, Terry borrowed \$7,500 from family and friends to create East Resources Inc., an independent oil and gas exploration and production company operating in the Appalachian Basin. Over the next 27 years, Terry built East into one of the largest privately held companies in the United States. In July of 2010, Royal Dutch Shell purchased the assets of East Resources Inc., which continues to be active today. In 2012, Terry formed JKLM Energy. JKLM is staffed with many former East Resources employees and takes pride in contributing to U.S. energy independence by producing Pennsylvania natural gas, elevating the state into one of the top producing regions in the world.



Upon the sale of East Resources assets, Terry focused his attention on his love of sports. In September of 2010, the Pegulas announced a gift of \$102 million to construct Pegula Ice Arena, paving the way for Division I hockey at Penn State.

On February 22, 2011, Terry and Kim purchased the NHL's Buffalo Sabres. They followed up their commitment to hockey by purchasing the AHL's Rochester Americans later that year, restoring a longtime affiliation between the Sabres and Amerks. The Pegulas opened Harborcenter in 2014. The \$200 million dollar complex, next door to the Sabres' KeyBank Center, includes two hockey

rinks, training facilities, four restaurants, a full-service Marriott Hotel and parking. The combination of KeyBank Center and Harborcenter have allowed Buffalo to be a center for hockey, hosting the 2016 NHL Draft, NHL Combine, 2018 World Junior Hockey Championships, and the 2019 NCAA Frozen Four.

In addition to overseeing the family's sports operations, Terry runs JKLM Energy in Pittsburgh, and his family's business operations in Boca Raton, Florida. Terry and Kim have five children between them: Michael, Laura, Jessica, Kelly and Matthew.

## THE STAMPEDE

### BEST ADVICE EVER GIVEN:

Don't get too high or too low over events in your life

### FAVORITE BOOK:

Brave New World

### FAVORITE CANDY:

Snickers

### FAVORITE TV SHOW:

Any World War II show

### FAVORITE SANDWICH:

Pulled Pork

### FIRST JOB:

Drove a road watering truck in the mines in Carbondale - a 1949 Brockway tractor trailer with no doors & windows

### FAVORITE MEAL:

Sushi

### FAVORITE MUSICAL ARTIST:

George Strait and Merle Haggard

### FAVORITE HOBBIES:

Astronomy, model trains, bird watching, rocks & minerals

### PETS:

Sidney, an Australian Shepherd



### FAVORITE SPORTS MEMORY AS A FAN:

Standing at midfield of (at the time) Ralph Wilson Stadium and feeling overwhelmed by Ralph's 62-year presence



## OWNER/ PRESIDENT

5TH YEAR WITH THE BILLS



## KIM PEGULA



**K**im Pegula is the President and CEO of Pegula Sports and Entertainment, and President of both the Buffalo Bills and Buffalo Sabres.

A native of Fairport, N.Y. She attended nearby Houghton College and graduated in 1991 with a degree in communications. Kim began her professional career with East Resources in 1991 and was involved with the company until its sale in 2010.

On October 8, 2014, Kim, along with her husband Terry, realized a long-time dream as they became only the second owners of the Buffalo Bills. Kim currently serves on the NFL's Super Bowl and Major Events Advisory Committee, Business Ventures Committee, and NFL Foundation Committee. In May of 2018, Kim became President, overseeing all of the franchise's business operations.

Kim got her start in sports in 2011 after she and Terry purchased the Buffalo Sabres. Kim serves on the NHL Board of Governors and assumed the role of President of the Sabres in May 2018, becoming the first female to hold the post of President for both an NHL and NFL team. Kim and Terry's sports ownership also extends to the NLL Buffalo Bandits, the AHL Rochester Americans and the NWHL Buffalo Beauts.

After owning multiple professional sports in the same market, Kim launched Pegula Sports and Entertainment (PSE) in 2014, creating a management company that oversees the business operations across all Pegula-owned entities and sports teams. Since its inception, PSE has expanded its reach to include Harborcenter, a multipurpose facility anchored by two NHL-size ice rinks and a Marriott Hotel franchise; PicSix, a full service creative agency specializing in video, digital and marketing creative services for a variety of companies, a Hospitality division that operates multiple restaurants including (716) Food and Sport, a Tim Hortons Café & Bake Shop franchise, The Healthy Scratch cafe and the newest addition The Draft Room. In 2017, PSE added ADPRO Sports to their portfolio, providing branded merchandise to teams and companies across the country.

PSE, through its managed entities, has been key to bringing new business opportunities to Buffalo including multi-year agreements to host the NHL Combine, 2016 NHL Draft, 2018 World Junior Championships, 2019 Frozen Four NCAA Men's Hockey Tournament, as well as a wide variety of stadium and arena concerts and national and international tournament events at all levels.



Kim and the PSE entities have been honored with a number of awards including Business First's Most Influential People, four NYS Emmy Awards for sports content, Buffalo Best Place To Work, the Tank Younger Award for embracing diversity in the NFL, and numerous individual recognitions of PSE's staff.

Kim and Terry have also given back to encourage the growth of sports and the many intangible benefits they believe sports creates for individuals, fans and their community. In 2010, the Pegulas gave an unprecedented \$102 million for

the creation of the Pegula Ice Arena at Terry's alma mater Penn State. The facility allowed for Penn State's hockey program to become a NCAA Division I team and was the final piece for the formation of the Big Ten Hockey Conference. Kim also gave back to her alma mater, Houghton College with a gift of \$12 million to build the Kerr-Pegula Athletic Complex allowing Houghton College athletics to become a Division III program.

Kim currently splits her time between the Bills, Sabres and PSE offices as she leads all business operations.

**THE STAMPEDE**

**FIRST JOB:**  
Working at McDonald's as a hostess

**FAVORITE MUSICAL ARTIST:**  
Whitney Houston




**FAVORITE HOBBY:**  
Baking

**FIRST MOVIE:**  
Grease

**FAVORITE TV SHOW:**  
I Love Lucy

**GO-TO KARAOKE SONG:**  
"I Will Survive"

**FAVORITE SPORTS MEMORY AS A FAN:**  
Bills comeback win vs. Houston



**FAVORITE MOVIE:**  
Grease



**FAVORITE VACATION SPOT:**  
Italy

**FAVORITE CEREAL:**  
Sugar Corn Pops

**FAVORITE SANDWICH:**  
Grilled Cheese



## GENERAL MANAGER

21ST YEAR IN THE NFL  
2ND YEAR WITH THE BILLS

**BRANDON BEANE**



**B**randon Beane was named General Manager of the Buffalo Bills on May 9, 2017. He joined the Bills after a 19-year stint with the Carolina Panthers - including two seasons as the team's assistant general manager (2015-16).

Beane, who became the 13th general manager in franchise history, helped the Bills gain their first playoff berth since 1999.

While making the playoffs in his first year in 2017, Beane also engineered several trades that resulted in the Bills selecting #7 (QB Josh Allen) and #16 overall (LB Tremaine Edmunds) in the 2018 draft while maintaining all of their 2019 draft capital.

In Carolina, Beane played a vital role in constructing the Panthers draft boards from 2012-17, evaluated professional and collegiate players and worked closely with the football operations staff on the negotiation of player contracts.

Throughout Beane's time in Carolina, the Panthers won five NFC South division titles and two NFC conference championships. In 2012, Beane was named the Panthers interim general manager—holding the role for the final 10

games of the season. Carolina finished out the season with a 6-4 record under Beane's watch.

Beane also worked closely with current Bills Head Coach Sean McDermott in Carolina, where McDermott served as defensive coordinator from 2011-16.

“

WE BELIEVE HIS VISION FOR THE BUFFALO BILLS COMBINED WITH HIS DETAILED APPROACH WILL HELP BUILD A FOUNDATION FOR SUSTAINED SUCCESS.

”

- - BILLS OWNER TERRY PEGULA

“The most impressive thing I think that we accomplished is him and coach are joined at the hip and at the head.” said Bills owner Terry Pegula. “They think alike. They're both very thorough people. They can make instantaneous decisions like a coach has to during the game but they also think stuff out to the point where you say, 'Wow these guys are very thorough.’”



A cum laude graduate in communications studies from UNC-Wilmington in 1998 and a native of Stanly County, North Carolina, Beane (born July 27, 1976) began his career in 1998 with the Panthers communications department before moving on to fill various football operations/personnel roles with Carolina before being named the team's director of football operations in 2008.

Brandon and his wife, Hayley, have two sons, Tyson and Wes and reside in Orchard Park, NY. The family has two dogs, Bodie and Peanut. He enjoys golf, running (he finished a marathon in Wilmington, NC in 2010), racquetball and basketball.

## THE STAMPEDE

### MOST MEMORABLE GAME:

Panthers beating the Rams in 2003 NFC Divisional playoff game in double overtime on a Steve Smith touchdown catch

### FAVORITE TV SHOW:

Who's the Boss

### BIGGEST OBSTACLE OVERCOME:

Breaking in the NFL with no connections

### FIRST JOB:

At age 14, washing golf clubs at Piney Point Golf Club in Norwood, NC

### BIGGEST PET PEEVE:

People who are late

### FAVORITE MEAL:

Grilled grouper sandwich at the Provision Company in Holden Beach, NC

### FAVORITE SPORTS MEMORY AS A FAN:

NC State upsetting Houston (Phi Slama Jama) in 1983

### FIRST MOVIE:

Rocky



### FAVORITE MUSICAL ARTIST:

Pearl Jam/Eddie Vedder

### BEST CONCERT ATTENDED:

Pearl Jam in Charlotte

### FAVORITE VACATION SPOT:

Isle of Palms





## HEAD COACH

20TH YEAR IN THE NFL  
2ND YEAR WITH THE BILLS



## SEAN MCDERMOTT

**O**n January 11, 2017, the Buffalo Bills named Sean McDermott the 20th head coach in franchise history. McDermott joined the Bills after spending six seasons as the defensive coordinator of the Carolina Panthers.

In his first year in Buffalo, McDermott led the Bills to their first playoff berth since 1999 with a 9-7 record. He became the third coach in Bills history to earn a playoff berth in his first season at the helm, joining Joe Collier (1966) and Wade Phillips (1998). The Bills finished 7th in the NFL in turnover differential (+9), 10th in the NFL in fewest penalties (98), and 7th in special teams statistics. The 2017 Bills also won six home games for the first time since 1999.

While in Carolina, McDermott developed a top-10 defense in four of his six seasons in charge. Over his six-year tenure, the Panthers defense ranked second in the NFL in sacks (261), third in turnovers forced (169), sixth in rushing yards allowed per game (103.3), ninth in yards per game (339.1) and 12th in points allowed per game (22.1). In his time in Carolina, McDermott helped the Panthers to three division titles and a trip to Super Bowl 50.

In 2016, McDermott's defense put up impressive numbers in multiple categories. The Panthers finished second in the NFL in sacks (47), second in red zone defense (43.64%) and sixth in run defense (91.6).

**BECAME THIRD HEAD COACH IN BILLS HISTORY TO EARN A PLAYOFF BERTH IN FIRST SEASON, JOINING JOE COLLIER AND WADE PHILLIPS**

In 2015, McDermott's defense helped lead the way for the Panthers' 15-1 regular season and run to Super Bowl 50. The Panthers ranked second in the NFL in yards allowed per play (4.9), sixth in scoring defense (19.3) and total defense (322.9). The defense led the league in interceptions (24), takeaways (39), points off turnovers (148) and turnover differential (+20) and tied a franchise record with four interception return touchdowns. Four of his defenders - LBs Thomas Davis and Luke Kuechly, CB Josh Norman and DT Kawann Short - were named to the Pro Bowl and earned All-Pro honors.



In 2013, McDermott was named The Sporting News Coordinator of the Year when his unit ranked second in total defense (301.3). The Panthers also led the league in sacks (60) while finishing second in scoring defense (15.1). The defense helped propel Carolina to a 12-4 record, an NFC South title and the team's first playoff appearance since 2008. In allowing the franchise's fewest points since 1996, the defense set a team record with an NFL-low 21 touchdowns allowed.

McDermott came to Carolina following 12 seasons with the Philadelphia Eagles. He spent his last two seasons in Philadelphia as defensive coordinator, helping the Eagles to the playoffs in each of those seasons.

In 2010, McDermott led one of the league's youngest defenses to top 10 rankings in takeaways and sacks. In his first season overseeing the Eagles' defense in 2009, McDermott was named the NFL's top defensive coordinator by Pro Football Weekly after his unit ranked third in the NFL with 38 takeaways and 44 sacks.

McDermott coached the secondary and linebackers before becoming defensive coordinator, learning under the late Jim Johnson, the Eagles' legendary defensive coordinator.

In 2007, McDermott took over the linebackers after serving as the secondary/safeties coach from 2004-06. Pro Football Hall of Famer Brian Dawkins was a Pro Bowler all three seasons, and fellow safety Michael Lewis joined him in 2004.

McDermott worked as the team's assistant defensive backs coach in 2003 and as the defensive assistant/quality control coach from 2001-02, assisting with linebackers. He joined the organization in 1998 as a scouting administrative coordinator before being promoted to assistant to the head coach in 1999.

An All-Atlantic 10 Conference choice at safety for William & Mary as a senior in 1997, McDermott graduated with a degree in finance and began his coaching career as a graduate assistant at his alma mater in 1998. He and his wife Jamie, have three children.

# FAST FACTS

*About Coach McDermott*

- 1** | Sean was an All-League Defensive Back in high school in 1992 and earned a spot as a walk-on on the William and Mary football team under head coach Jimmy Laycock. He eventually became a team captain and, as a senior, garnered All-Atlantic 10 and All-Eastern College Athletic Conference honors, while earning Atlantic 10's All-Academic team honors.
- 2** | A member of the LaSalle College High School Hall of Athletics in Pennsylvania, McDermott was a two-time All-Catholic League and a National Prep School Champion in 1992 and 1993 and went undefeated in 75 consecutive matches. He was named the Philadelphia Daily News and Philadelphia Inquirer Wrestler of the Year and was selected to the USA High School Wrestling Tournament.
- 3** | Sean's father was a football coach at West Chester and Ursinus, while his brother, Tim, is the Chief Business Officer for the Philadelphia Union of the MLS.
- 4** | Sean was a college teammate of Steelers head coach Mike Tomlin and Darren Sharper while at William and Mary.
- 5** | As a child, he collected football and baseball cards as well as jerseys of the top college football teams.
- 6** | Sean was born in Omaha, Nebraska.



## THE STAMPEDE

### FAVORITE HOBBIES:

Working out and spending time with my family

### FAVORITE FOOD:

Brownies and ice cream

### FAVORITE ATHLETE AS A CHILD:

Brian Bosworth

### MOST MEMORABLE FOOTBALL MOMENT:

Super Bowl 50

### PERSON WHO HAS INFLUENCED YOU THE MOST:

Jesus Christ

### FAVORITE MOVIE:

Vision Quest

### FAVORITE TV SHOW:

Monday Night Football

### FAVORITE MUSICAL ARTIST:

Michael Jackson


### FAVORITE VACATION SPOT:

Kiawah Island

### BIGGEST OBSTACLE OVERCOME:


Not having an NFL connection

# PLAYER PERSONNEL



**JOE SCHOEN**  
+ ASSISTANT GENERAL MANAGER

18<sup>TH</sup> YEAR IN THE NFL  
2<sup>ND</sup> YEAR WITH THE BILLS



- Joined the Bills in 2017 and had been in the Miami Dolphins front office for the better part of the last decade, serving the last three as the Dolphins Director of Player Personnel.
- Spent the 2013 season as the Dolphins assistant director of college scouting after serving the first five years with Miami as one of the team's national scouts.
- Additionally led Miami's preparation, assessment and acquisition of potential professional and collegiate free agents. He spearheaded NFL draft preparations including evaluation and draft board construction while also serving as a key liaison between the coaching staff and personnel staff.
- Previously worked with Bills GM Brandon Beane in Carolina (2001-2007) before joining the Dolphins organization in 2008.



**DAN MORGAN**  
+ DIRECTOR OF PLAYER PERSONNEL

8<sup>TH</sup> YEAR IN THE NFL  
1<sup>ST</sup> YEAR WITH THE BILLS



- Joined the Bills in 2018 and was most recently the Director of Pro Personnel with the Seattle Seahawks.
- Was responsible for guiding the pro and advance scouting efforts for the Seahawks.
- Spent the last seven seasons working in the Seattle Seahawks personnel department and was a member of the staff that won Super Bowl XLVIII.
- Was the 11th overall pick in the 2001 NFL Draft and he started in 59 games in seven seasons with the Carolina Panthers.
- He recorded a franchise record 18 tackles in Super Bowl XXXVIII and was named an All-Pro for his play in the 2004 season.



**MALIK BOYD**  
+ DIRECTOR OF PRO PERSONNEL

14<sup>TH</sup> YEAR IN THE NFL  
2<sup>ND</sup> YEAR WITH THE BILLS



- Joined the Bills in 2017 after spending the past 12 season with the Arizona Cardinals, most recently as the Assistant Director of Pro Scouting since 2014.
- Also held the titles of Western Regional Scout (2014), Regional Scout (2008-12) and Area Scout (2005-07). Began his scouting career with the Indianapolis Colts in 2003.
- Named the NFC Scout of the Year in 2014 by the Fritz Pollard Alliance.
- Enjoyed a three-year NFL playing career following his days as a defensive back at Southern University. Boyd played for the Vikings from 1994-95, the Saints in 1996 and then had a stint with British Columbia in the CFL in 1997.
- Following his playing career, Boyd served as a defensive backs coach at his alma mater Smiley High School (Houston, TX) from 1999-01.



**TERRANCE GRAY**  
+ DIRECTOR OF COLLEGE SCOUTING

17<sup>TH</sup> YEAR IN THE NFL  
2<sup>ND</sup> YEAR WITH THE BILLS



- Joined the Bills in 2017 after spending the last 11 seasons as a college scout with the Minnesota Vikings. He was last responsible for scouting the Southeast portion of the country.
- Worked in Player Development and Player Personnel for three years with the Kansas City Chiefs from 2003-05 before going to Minnesota. He served as the club's area scout of National Football Scouting (NFS) during the 2005 season and in preparation for the 2006 Draft. Prior to moving into scouting, Gray was the Chiefs Player Development Coordinator and worked in player personnel from June 2003 to June 2005.
- Was an intern in the NFL league office in 2002 and 2003 focusing on the NFL's Continuing Education program.

# COACHES



**BRIAN DABOLL**  
OFFENSIVE COORDINATOR

18<sup>TH</sup> YEAR IN THE NFL  
1<sup>ST</sup> YEAR WITH THE BILLS



- Joined the Bills in 2018 after helping lead Alabama to its 17th national championship in 2017. As the Crimson Tide OC, Daboll's offense scored in 49 consecutive quarters during the 2017 season, marking the NCAA's longest streak since 2005.
- Has spent 10 of his 17 NFL seasons with the Patriots (2000-06, 2013-16) in a variety of roles and has been an OC for the Browns (2009-10), Dolphins (2011) and Chiefs (2012). He also worked with the Jets (2007-08) as their QB coach.
- His connection with Sean McDermott dates back to William & Mary in 1997. McDermott was concluding his collegiate playing career and Daboll was a volunteer assistant for the Tribe.
- A West Seneca native, Daboll played collegiately at the University of Rochester.



**LESLIE FRAZIER**  
DEFENSIVE COORDINATOR

20<sup>TH</sup> YEAR IN THE NFL  
2<sup>ND</sup> YEAR WITH THE BILLS



- Hired by the Bills in 2017 and is entering his 20th year in the NFL.
- Spent the 2016 season as the Baltimore Ravens secondary coach, leading a unit that led the NFL with 18 interceptions.
- Spent parts of four seasons as the head coach of the Minnesota Vikings (2010-13). Led the Vikings to the postseason in 2012, where running back Adrian Peterson was named the NFL MVP.
- Won Super Bowl LI with the Indianapolis Colts while serving as the assistant to the head coach (Tony Dungy) and the defensive backs coach.
- Frazier played six seasons as a defensive back for the Chicago Bears (1981-86) and started on the historic 1985 Super Bowl Championship team. Led Chicago in interceptions three-consecutive seasons (1983-85), finishing his pro career with 20 thefts for 343 return yards and 2 touchdowns.




**DANNY CROSSMAN**  
SPECIAL TEAMS COORDINATOR

16<sup>TH</sup> YEAR IN THE NFL  
6<sup>TH</sup> YEAR WITH THE BILLS




- Enters his sixth season in Buffalo, 15th year in the NFL and 13th year as a coordinator.
- In 2017, he led a unit that was ranked 7th in the NFL according to the annual rankings compiled by NFL writer Rick Gosselin. Along the way, kicker Stephen Hauschka set an NFL record with 13 straight 50+ yard FG makes.
- Served as the Detroit Lions' special teams coordinator from 2010-13.
- In his first NFL season as a special teams assistant, the Carolina Panthers advanced to Super Bowl XXXVIII.
- As a player, Crossman had brief stints with the Washington Redskins and Detroit Lions before starring with the London Monarchs of the World League of American Football from 1991-92.



**BOB BABICH**  
LINEBACKERS

16<sup>TH</sup> YEAR IN THE NFL  
2<sup>ND</sup> YEAR WITH THE BILLS



- Joined the Bills in the 2017 offseason after spending the 2016 season as the San Diego Chargers' linebackers coach.
- Served as the Jaguars' defensive coordinator from 2013-15, with the team accumulating 112 sacks and 26 interceptions in that span.
- Spent nine seasons coaching with the Chicago Bears, including three as the defensive coordinator and six as a linebackers coach. Under his watch, Brian Urlacher earned the 2005 NFL Defensive Player of the Year. In 2006, the defense was ranked third in the NFL and the 13-3 Bears advanced to Super Bowl XLI.
- Played LB for two seasons at Mesa Community College before transferring and finishing his career at the University of Tulsa.




**BOBBY BABICH**  
SAFETIES

7<sup>TH</sup> YEAR IN THE NFL  
2<sup>ND</sup> YEAR WITH THE BILLS




- Hired in 2017 after splitting the 2016 season coaching at Edinboro and FIU.
- Coached S Micah Hyde to his first Pro Bowl appearance in 2017.
- Spent three seasons with the Cleveland Browns, 2013-15, as the team's assistant defensive backs/safeties coach, working with All-Pros Joe Haden and T.J. Ward.
- Got his start in the NFL by working on the Carolina Panthers' coaching staff from 2011-12.
- Played cornerback for four years at North Dakota State. He led the team in interceptions as a senior.

# COACHES




**ROB BORAS**  
+  
TIGHT ENDS

5<sup>TH</sup> YEAR IN THE NFL  
2<sup>ND</sup> YEAR WITH THE BILLS




- Came to Buffalo in the 2017 offseason after spending the past five seasons in the Rams' organization. Coached Charles Clay to 558 yards receiving, his most during his three-year tenure in Buffalo.
- Served as the Rams' offensive coordinator for the final four games of the 2015 season and all of the 2016 season, producing the Rams' first 1,000-yard receiver since 2007 in his final season there.
- As the Jaguars' tight ends coach in 2010, Boras guided Mercedes Lewis to franchise records with 58 receptions for 700 yards and 10 touchdowns en route to the first Pro Bowl appearance by a Jaguars tight end.



**JOHN BUTLER**  
+  
DEFENSIVE BACKS

5<sup>TH</sup> YEAR IN THE NFL  
1<sup>ST</sup> YEAR WITH THE BILLS



- Enters his first year with the Bills as the defensive backs coach after spending the last four seasons overseeing the Houston Texans secondary.
- Oversaw a Texans secondary that allowed the second fewest passing yards per game in the NFL in 2016.
- Coached at Penn State from 2012 to 2013, overseeing the secondary in 2012 and then serving as the defensive coordinator in 2013.
- Served as the special teams coach for South Carolina in 2011 after working as the linebackers and special teams coordinator for both Minnesota (2007-10) and Harvard (2003-06). Also has coached at Texas State, Midwestern State, Texas and Catholic University.



**JUAN CASTILLO**  
+  
OFFENSIVE LINE/RUN GAME

24<sup>TH</sup> YEAR IN THE NFL  
2<sup>ND</sup> YEAR WITH THE BILLS



- Hired as the team's offensive line coach and run game coordinator in the 2017 offseason. Coached Richie Incognito to his 4th Pro Bowl and Eric Wood was named a Pro Bowl alternate.
- Spent the previous four seasons with the Baltimore Ravens, winning his first Super Bowl title when the Ravens captured Super Bowl XLVII.
- As the Philadelphia Eagles' offensive line coach from 1998-10, the Eagles made nine postseason appearances and rushed for an average of 1,854 yards and 12 touchdowns per season.
- Finished his Eagles tenure as the team's defensive coordinator in 2011-12.



**DAVID CULLEY**  
+  
QUARTERBACKS

24<sup>TH</sup> YEAR IN THE NFL  
2<sup>ND</sup> YEAR WITH THE BILLS



- Enters his second season as the Bills quarterbacks coach in 2018 after coaching in the NFL ranks for the past 23 seasons as a wide receivers coach.
- As the assistant head coach/wide receivers coach in Kansas City from 2013-16, Culley guided the team to 43 wins and three playoff appearances.
- Under Culley's guidance in Philadelphia, Jeremy Maclin set a team-record for the most receptions by a receiver in his first three seasons with 189 catches from 2009-11.
- As the Steelers' wide receivers coach in 1997, Culley mentored Yancey Thigpen to a then-Steelers record of 1,398 yards en route to an AFC Championship appearance.
- Before entering the NFL, Culley spent 16 years coaching in the college ranks.




**ANDREW DEES**  
+  
ASSISTANT OFFENSIVE LINE


6<sup>TH</sup> YEAR IN THE NFL  
3<sup>RD</sup> YEAR WITH THE BILLS



- Currently in his second stint in Buffalo after previously serving as the Bills assistant offensive line coach in 2012.
- Served as the Chargers assistant offensive line coach from 2013-15, developing a line that paved the way for RB Ryan Matthews to rush for 1,255 yards and six touchdowns in 2013.
- Spent 15 seasons coaching college football, including a five-year stint with the University at Buffalo from 2001-05.

# COACHES



**JOHN EGORUGWU** 

**DQC/ASST. LINEBACKERS**

**4<sup>TH</sup> YEAR IN THE NFL**

**2<sup>ND</sup> YEAR WITH THE BILLS**

- Joined the Bills in the 2017 offseason after spending the 2015-16 seasons on the Baltimore Ravens' staff as a defensive assistant.
- Spent the 2012-14 seasons at Missouri as a coaching graduate assistant.
- Started at linebacker for four years at William Jewell College and notched 156 tackles and 7.0 sacks in his playing career.
- Last name pronounced Egg-a-goo-roo.



**CHAD HALL** 

**OFFENSIVE ASSISTANT**

**2<sup>ND</sup> YEAR IN THE NFL**

**2<sup>ND</sup> YEAR WITH THE BILLS**

- Hired by the Bills in the 2017 offseason.
- Played wide receiver for the Philadelphia Eagles (2010-12), San Francisco 49ers (2012-13), Kansas City Chiefs (2013) and played for the Jacksonville Jaguars during the 2014 preseason, accumulating 15 receptions for 144 yards and two touchdowns during his NFL career.
- As a senior at Air Force in 2007, Hall was the only player in the country to lead his team in rushing and receiving, finished third in the nation in all-purpose yards and was named the Mountain West Conference Offensive Player of the Year.
- Inducted into the Gwinnett Sports Hall of Fame in 2017 and served in the Air Force from 2008-2009.




**MARC LUBICK** 


**OFFENSIVE QUALITY CONTROL/  
DEFENSE SPECIAL PROJECTS**

**10<sup>TH</sup> YEAR IN THE NFL**

**2<sup>ND</sup> YEAR WITH THE BILLS**

- Entering his second season on the Bills coaching staff in 2018 and his 10th year in the NFL.
- As the assistant wide receivers coach with the Denver Broncos from 2015-16, Lubick coached a pair of 1,000-yard receivers (Demaryius Thomas and Emmanuel Sanders) in both seasons and won Super Bowl 50.
- Texans wide receiver Andre Johnson earned two of his seven Pro Bowl selections working with Lubick and led the NFL with 221 catches from 2012-13.
- After playing safety at Montana State University from 1996-99, Lubick spent eight years coaching in the college ranks.
- Son of Louis Matthew "Sonny" Lubick, head coach of the Colorado State Rams from 1993-2007.



**TERRY ROBISKIE** 

**WIDE RECEIVERS**

**37<sup>TH</sup> YEAR IN THE NFL**

**1<sup>ST</sup> YEAR WITH THE BILLS**

- Entering his first season on the Bills coaching staff in 2018 and his 37th year in the NFL.
- Spent the last two seasons as the offensive coordinator for the Tennessee Titans. Also has previously served as an offensive coordinator for the Cleveland Browns (2004) and Los Angeles Raiders (1989-93).
- During his time with the Browns in 2004, he briefly served as the interim Head Coach.
- Has coached for the Tennessee Titans, Atlanta Falcons, Miami Dolphins, Cleveland Browns, Washington Redskins and the Los Angeles Raiders.
- Played five seasons in the NFL as a running back for the Raiders and Dolphins.



**JIM SALGADO** 

**DEFENSIVE ASSISTANT**

**2<sup>ND</sup> YEAR IN THE NFL**

**2<sup>ND</sup> YEAR WITH THE BILLS**

- Joined the Bills prior to the 2017 season as a defensive assistant.
- Spent the previous 23 seasons as a college coach, most recently completing a seven-year stint at Princeton University with the last four as the team's defensive coordinator. At Princeton, Salgado coached 11 All-Ivy League defensive backs and 24 All-Ivy League defensive players en route to winning a pair of Ivy League championships.
- Salgado spent the 2005-08 seasons as Syracuse's defensive backs coach. The 2006 team ranked in the top 25 nationally in turnover margin (ninth, 0.92), interceptions (15th, 17) and turnovers gained (22nd, 28).
- Played cornerback at Hofstra from 1990-93 and helped the Pride advance to the 1990 NCAA Division III Semifinals.
- Previously worked with McDermott during an internship with the Panthers.

# COACHES



**KELLY SKIPPER** 

**RUNNING BACKS**

**12<sup>TH</sup> YEAR IN THE NFL**

**2<sup>ND</sup> YEAR WITH THE BILLS**

- Skipper is in his third stint as an NFL running backs coach after getting hired by the Bills ahead of the 2017 season.
- As the Jaguars running backs coach from 2015-16, Skipper tutored 2015 second-round draft pick T.J. Yeldon, who led AFC rookies with 740 rushing yards.
- Skipper served as running backs coach for the Raiders for six seasons after two years as tight ends coach.
- In 2010, Skipper oversaw a running game that ranked second (155.9 yards per game) in the NFL and established a franchise record by averaging 4.9 yards per attempt.
- Skipper played running back at Fresno State and finished his career with 2,237 rushing yards and 28 touchdowns.



**MATTHEW SMILEY** 

**ASSISTANT SPECIAL TEAMS**

**6<sup>TH</sup> YEAR IN THE NFL**

**2<sup>ND</sup> YEAR WITH THE BILLS**

- Smiley enters his sixth NFL season and second in Buffalo after being hired as the assistant special teams coach in the 2017 offseason.
- Coaching with the Jaguars from 2013-16, Smiley assisted a Jaguars special teams unit that finished the 2016 season tied for seventh in kick returns (23.8 avg. yards), and tenth in net punt yards (46.6 avg.).
- Spent eight seasons coaching college football, including four as a special teams coordinator, two as a defensive coordinator and one as an offensive coordinator.
- Graduated from Illinois in 2001, where he was a walk-on on the football team.



**BILL TEERLINCK** 

**DEFENSIVE LINE**

**7<sup>TH</sup> YEAR IN THE NFL**

**2<sup>ND</sup> YEAR WITH THE BILLS**

- Returned to NFL coaching for the first time since 2011 as the Bills assistant defensive line coach in 2017.
- Most recently spent three seasons coaching at Nevada, where he was the defensive line coach for three seasons while simultaneously serving as the co-defensive coordinator for his last two seasons there.
- Teerlinck spent five seasons (2007-11) as a defensive assistant with the Indianapolis Colts. During his time there, he worked with a defensive line that saw Dwight Freeney and Robert Mathis each selected to four Pro Bowls and captured the 2009 AFC Championship.
- Played linebacker at Chadron State, graduating in 2002.



**SHEA TIERNEY** 

**OFFENSIVE ASSISTANT**

**4<sup>TH</sup> YEAR IN THE NFL**

**1<sup>ST</sup> YEAR WITH THE BILLS**

- Joins the Bills in 2018 after spending the last two seasons as an offensive analyst for the University of Alabama.
- Worked under Bills offensive coordinator Brian Daboll while helping Alabama win a National Championship in 2017.
- Spent 2013-15 as a football analyst/coaching intern with the Philadelphia Eagles.
- Spent two seasons with the North Carolina State Wolfpack as an offensive graduate assistant from 2011-12.



# COACHES



**AARON  
WHITECOTTON** 

**ASST. DEFENSIVE LINE**

**5<sup>TH</sup>** YEAR IN THE NFL  
**2<sup>ND</sup>** YEAR WITH THE BILLS

**BILLS**

- Whitecotton enters his second year with the Bills and his first as the assistant defensive line coach in 2018.
- Spent the 2017 season as the administrative assistant to head coach Sean McDermott.
- Coached with the Jacksonville Jaguars from 2013-16, as a defensive assistant and was promoted to assistant defensive line coach for the 2016 season.
- Coached at New Mexico State in 2012 and at Myers Park high school from 2005-11.
- Played center at the University of South Carolina from 2000-01 and then graduated from the University of North Carolina-Charlotte.



**MATT  
WORSWICK** 

**ASSISTANT TO HC**

**3<sup>RD</sup>** YEAR IN THE NFL  
**2<sup>ND</sup>** YEAR WITH THE BILLS

**BILLS**

- Worswick is in his second season as the Assistant to the Head Coach for the Bills after starting his NFL career with the Carolina Panthers.
- During the 2017 season, Worswick assisted Head Coach Sean McDermott in the management of the coaching staff and assisted both the defense and special teams units.
- Was the football operations assistant for Carolina during the 2016 season helping to coordinate all aspects of the coaching and personnel needs.
- Worked as an intern during the 2014 and 2015 season for the Panthers in the equipment and football operations departments.

# BUFFALO BILLS STAFF



## **EXECUTIVE**

Terry Pegula.....Owner/CEO  
Kim Pegula.....Owner/President  
Brandon Beane.....General Manager  
Bruce Popko.....Chief Operating Officer, PSE  
Gregg Brandon.....EVP & General Counsel  
Frank Cravotta.....EVP of Creative Services, PSE  
Chuck LaMattina.....EVP of Finance, PSE  
Erica Muhleman.....EVP of Business Development, PSE  
Mark Preisler.....EVP of Media & Content, PSE  
Ron Raccuia.....EVP of Licensing &  
Brand Merchandise, PSE  
Brent Rossi.....EVP of Marketing & Brand Strategy, PSE

## **FRONT OFFICE**

Dave Wheat.....Chief Administrative Officer  
Jim Overdorf.....Sr. VP of Football Administration  
Derek Boyko.....VP of Communications  
Chris Colleary.....VP of Ticket Sales and Service  
Dan Evans.....VP of Information Technology  
Gretchen Geitter.....VP of Community Relations  
Andy Major...VP of Operations and Guest Experience  
Jeff Matthews.....VP of Media & Content  
Scott Berchtold.....Special Assistant  
Toni Addeo.....Executive Assistant (President)

## **COACHES**

Sean McDermott.....Head Coach  
Danny Crossman.....Special Teams Coordinator  
Brian Daboll.....Offensive Coordinator  
Leslie Frazier.....Defensive Coordinator  
Bob Babich.....Linebackers  
Bobby Babich.....Safeties  
Rob Boras.....Tight Ends  
John Butler.....Defensive Backs  
Juan Castillo....Offensive Line / Run Game Coordinator  
David Culley.....Quarterbacks  
Andrew Dees.....Assistant Offensive Line  
John Egorugwu...Defensive Quality Control/Asst. Linebackers  
Chad Hall.....Offensive Assistant  
Marc Lubick....Off. Quality Control/Defense Special Projects  
Terry Robiskie.....Wide Receivers  
Jim Salgado.....Defensive Assistant  
Kelly Skipper.....Running Backs  
Matthew Smiley.....Assistant Special Teams  
Bill Teerlinck.....Defensive Line  
Shea Tierney.....Offensive Assistant  
Aaron Whitecotton.....Assistant Defensive Line  
Matt Worswick.....Assistant to the Head Coach

## **STRENGTH & CONDITIONING**

Eric Ciano.....Head Strength and Conditioning  
Will Greenberg....Assistant Strength and Conditioning  
Mark Loecher....Strength and Conditioning Assistant  
Hal Luther.....Assistant Strength and Conditioning  
Jason Oszvart....Strength and Conditioning Assistant

## **PLAYER PERSONNEL**

Joe Schoen.....Assistant General Manager  
Malik Boyd.....Director of Pro Personnel  
Terrance Gray.....Director of College Scouting  
Dan Morgan.....Director of Player Personnel  
Lake Dawson....Assistant Director of College Scouting  
Brian Adams.....National Scout  
Marvin Allen.....National Scout  
Marcus Cooper.....BLESTO Scout  
Gerald Dixon.....Pro Scout  
Brian Fisher.....Midwest College Scout  
Pete Harris.....Northeast Area Scout  
Dennis Hickey.....Senior College Scout  
Keith Jennings.....BLESTO Scout  
Doug Majeski.....West Area Scout  
Chris Marrow.....Pro Scout  
Curtis Rukavina.....Pro Scout  
Asil Mulbah.....Personnel Coordinator  
Tyler Pratt.....Personnel Coordinator

## **PLAYER ENGAGEMENT & ALUMNI**

Marlon Kerner...Director of Player Engagement & Alumni  
Jeremy Kelley.....Alumni Manager  
Len Vanden Bos.....Team Chaplain  
Laura Young.....Coordinator of Player Services

## **FOOTBALL ADMINISTRATION**

Luis Güilamo....Director of Analytics & App. Development  
Kevin Meganck....Director of Football Administration  
Brendan Rowe.....Director of Football Operations  
Jason Barbarino.....Coordinator of Football  
Administration/Operations  
Robert Cayouette.....Application Developer  
Gail Zielinski.....Administrative Assistant

## **ATHLETIC TRAINERS**

Nate Breske.....Head Athletic Trainer  
Chris Fischetti.....Head of Rehabilitation & Head  
Injury Management Services  
Denny Kellington.....Assistant Athletic Trainer  
Bill Kwiek.....Assistant Certified Athletic Trainer  
Joe Micca.....Physical Therapist  
Tabani Richards.....Assistant Athletic Trainer

# BUFFALO BILLS STAFF



## **EQUIPMENT**

Jeffrey Mazurek..... Director of Equipment Operations  
Spencer Haws... Assistant Director of Equipment Operations  
Kori Reblin..... Equipment Assistant  
Austin Skobel..... Equipment Assistant

## **VIDEO**

Jeff Mueller..... Video Director  
Wesley Burnard..... Assistant Video Director  
Justin Manus..... Video Assistant

## **PERFORMANCE SCIENCE**

Joe Collins..... Director of Performance Science  
Jo Clubb..... Applied Sports Scientist  
Jason Long..... Coordinator of Performance Science  
and Special Projects

## **BUSINESS OPERATIONS**

Barb Evans..... Director of Human Resources  
Kathryn D'Angelo..... Counsel  
Celinda Santiago Mathews .... Administrative Assistant  
Michelle Schrum..... Human Resources Generalist

## **COMMUNICATIONS**

Kevin Kearns..... Director of Communications  
Chris Fanelli..... Manager of Communications  
Nicole Hendricks... Coordinator of Communications

## **COMMUNITY RELATIONS**

Preston Teague..... Senior Director of Community  
Relations and Youth Football  
Meghan Hess..... Manager of Community Relations  
Ryan Moore..... Youth Programs Coordinator  
Michelle Roberts..... Program Office, Buffalo Bills Foundation  
Keewan Thomas.... Community Relations Coordinator  
Andrea Turton..... Administrative Assistant

## **FINANCE**

Josh Dziurlikowski..... Controller  
Sondra Bridge..... Sr. Payroll Manager  
Kris Gregory..... Accounting Manager  
Michelle Greis..... Accounts Payable Manager  
Amanda Hinckley..... Payroll Coordinator and  
Accounting Assistant  
Travis Scott..... Staff Accountant

## **INFORMATION TECHNOLOGY**

Brianna Avedisian..... Support Specialist  
Justin Frentzel..... Support Specialist  
Mathiew Harris..... IT Security Manager  
Crystal Jowdy..... Manager of Technology Services  
Bob Schumacher..... Network Engineer  
Jim Zilliox..... IT Project Manager

## **MARKETING**

Shaena Kershner..... Director of Marketing  
Kelly Baker..... Content Marketing Coordinator  
Alex Compton..... Marketing Coordinator

## **MEDIA AND CONTENT**

Mike Adamek .... Sr. Director of Media and Content  
Chris Jenkins..... Sr. Director of Content  
James Acton..... Associate Producer  
Chris Brown..... Bills Insider  
Sam Lack..... Producer  
John Murphy..... Co-host of One Bills Live  
and Radio Voice of the Bills  
Steve Tasker..... Co-host of One Bills Live  
Simon Tuckey..... Associate Producer

## **MEDICAL STAFF**

Dr. Leslie Bisson..... Medical Director  
Dr. Marc Fineberg..... Team Orthopedist  
Dr. Andrew Cappuccino .... Team Orthopedist - Spine  
Dr. Mark Kim..... Team Internist  
Dr. Tom White..... Team Internist

## **SECURITY**

Chris Clark..... Sr. Director of Security  
Paul Sortisio..... Director of Security  
Marty McLaughlin..... Security Manager  
Lisa Cudihy..... Security Guard  
Steve Zak..... Security Guard

## **STADIUM OPERATIONS**

John Polka..... Executive Director of Stadium Operations  
Matt Hunter..... Sr. Director of Stadium Operations  
Brian Burd..... Director of Training Center Operations  
Joe Frandina.... Director of Construction Management  
Aaron Ramella..... Head Groundskeeper/Director of Grounds  
Dave Boehm..... Construction Manager  
Sally Cataldo..... Stadium Operations Coordinator  
Tom Christen..... Operations Associate  
Bill Connell..... Operations Associate  
Steven Cutlip..... Housekeeping/Maintenance  
Debbie Haley..... Operations Associate  
Keith Hargraves..... Operations Associate  
Chad Laurie..... Operations Associate  
Dennis Mill..... Operations Associate  
Rick Morrow..... Mailroom  
Steve Mount..... Operations Associate  
Erick Pierce.... Shipping and Receiving Coordinator  
Greg Przywara..... Operations Associate  
Joseph Selapack..... Operations Associate  
Nick Shuskie..... General Maintenance  
Andrew Wagner..... General Maintenance  
Jim Willibey..... Operations Associate  
Russ Zink..... Operations Associate

# BUFFALO BILLS / PEGULA SPORTS AND ENTERTAINMENT STAFF



## **EVENT OPERATIONS & GUEST EXPERIENCE**

Scott Lasker .... Senior Director of Guest & Event Services  
Katie Jordan .....Director of Event Services  
Emily Herr .....Manager of Event Services  
Caitlin Brigham..... Coordinator of Guest Services  
Zach Rutkowski .... Manager of Operations & Guest Experience

## **TICKET SALES AND SERVICE**

Haley Clark ..... Account Services Coordinator  
Debbi Cummins ..... Ticket System Director  
Matt Patrone .....Director of Account Services  
Chris Holland.....Ticket Sales Manager  
Pat Mathews .....Assistant Director of Customer Service  
Zac Brown..... Ticket Sales Account Executive  
Mike Carroll ..... Ticket Sales Account Executive  
Ricky Ferrell.....Senior Ticket Service Account Executive  
Sara Beth Fisher..... Assistant Ticket Sales Manager  
Danielle Gaddis ..... Account Services Coordinator  
John Landi .....CRM Administrator  
Jessica Laudico .....Premium Service Coordinator  
Eli Lenington ..... Ticket Sales Account Executive  
Stephen Minichiello ....Account Service Coordinator  
Sean O'Brien ..... Manager of Premium Services  
Demario Rhodes .. Customer Service Representative  
Zach Richards.....Account Service Coordinator  
Briana Ridge..... Customer Service Representative  
Saliyah Serrette .....Customer Service Coordinator  
Don Sheldon.....Account Service Manager  
Danielle Singer .....Ticket Operations Assistant  
Chris Smith ..... Customer Service Representative  
Kevin Sullivan .....Box Office Manager  
Alexis Wilensky ... Customer Service Representative  
Greg Wright..... Ticket Sales Account Executive

## **PEGULA SPORTS AND ENTERTAINMENT**

### **EXECUTIVES/LEADERSHIP TEAM**

Kim Pegula ..... CEO/ President of Pegula Sports and Entertainment (PSE)  
Bruce Popko .....Chief Operating Officer, PSE  
Gregg Brandon..... EVP & General Counsel  
Frank Cravotta .....EVP of Creative Services, PSE  
Chuck LaMattina ..... EVP of Finance, PSE  
Erica Muhleman..EVP of Business Development, PSE  
Mark Preisler .....EVP of Media & Content, PSE  
Ron Raccuia ..... EVP of Licensing & Brand Merchandise, PSE  
Brent Rossi..... EVP of Marketing & Brand Strategy, PSE

### **VICE PRESIDENTS**

Chris Costanzo ..... VP of Premium Seating  
John Durbin..... VP of Sports Marketing  
Christie Joseph..... VP of Human Resources  
Jennifer Van Rysdam ..... VP of Live Events  
Dominic Verni ..... VP of Food & Beverage

### **BUSINESS DEVELOPMENT**

Charlie Cannan ..... Director of Events  
Rob Crean.....Director of Live Events  
Joe Foy.....Director of Corporate Sales  
Taylor Gahagen .....Director of Corporate Development  
Neal McMullen .....Director of Corporate Sales  
Ashley Meganck .....Director of Corporate Sales  
Kelley Van Ness .....Director of Corporate Partnerships  
Dawn Chilcott .. Sr. Coordinator of Business Development  
Kyle Georger .....Manager of Corporate Sales  
Kristine Hotchkiss ..... Senior Designer  
Joe Johnson ..... Corporate Sales Coordinator  
Kevin Kennedy.....Live Events Marketing Manager  
Kandace Kowalski..... Account Coordinator- PicSix  
Jonathan Latke .....Manager of Corporate Sales  
John Ricotta ... Senior Coordinator of Premium Sales  
Emily Magavern... Coordinator of Corporate Partnerships  
Michelle Mitchell ..... Coordinator of Suite Services  
Melissa Palgutt..... Manager of Suite Services  
Dan Peters ..... Traffic Coordinator  
Sara Petrone.....Manager of Corporate Partnerships and Special Projects  
Joe Schillace..... Coordinator of Corporate Partnerships  
Matthew Smaczniak ..... Coordinator of Corporate Partnerships  
Jeffrey Teplitsky .....Sr. Coordinator of Premium Sales  
Kristy Wilensky .....Coordinator of Partnership Services  
Lauren Yurko....Administrative Asst. of Business Development

### **COMMUNICATIONS**

Don Heins ..... Director of Communications

# PEGULA SPORTS AND ENTERTAINMENT STAFF



## **CREATIVE**

Mark Blaszak ..... Director of Videography  
Drew Boeing ..... Director of Video Production  
Aaron La Porta ..... Creative Director  
Bryan Matthews ..... Director of Motion Design  
Vicki Sitek ..... Creative Director  
Mike Bahrenburg ..... Editor  
Scott Balzer ..... Editor  
Lindsey Caber ..... Senior Graphic Designer  
Travis Carlson ..... Videographer  
Marc Davies ..... Videographer  
Joseph DeBenedictis ..... Senior Editor  
CJ Gates ..... Editor  
Melissa Gebhardt ..... Senior Graphic Designer  
Alexander Gioia ..... Videographer  
Dylan Goodsell ..... Motion Designer  
Eric Heine ..... Motion Designer  
Lisa Hinterberger ..... Graphic Designer  
Jason Holler ..... Senior Producer/Editor  
David Jackson ..... Motion Designer  
Sam Korotkin ..... Senior Videographer  
Chelsea Kowalik ..... Graphic Designer  
Allen Leight ..... Videographer  
Justin Lowe ..... Graphic Designer  
Gina Marinelli ..... Traffic Coordinator  
Sean Pantling ..... Graphic Designer  
Danielle Podeszek ..... Graphic Designer  
Andy Quinn ..... Editor  
Aaron Rizzo ..... Videographer  
Sara Schmidle ..... Photographer/ Editor  
Sarah Schuller ..... Account Manager - PicSix  
Kimberly Vara ..... Traffic Manager  
Bill Wippert ..... Chief Photographer  
Ben Woody ..... Videographer  
Patrick Worrell ..... Motion Designer  
Maggie Zuffranieri ..... Traffic Coordinator

## **FINANCE & BUSINESS OPS**

Kyle Allen ..... Manager of Reporting & Analytics  
Ben White ..... Counsel

## **INFORMATION TECHNOLOGY**

Shaun Handley ..... Manager of IT  
Nick Horvath ..... IT Support Specialist

## **MARKETING**

Scott Miner ..... Director of Business Solutions  
Gregg Pastore ..... Director of Digital &  
Social Media Strategy  
Maja Alikalfic ..... Coordinator of Digital Partnerships  
Emma Callinan ..... Marketing Coordinator  
Evan Barrick ..... Analytics Coordinator  
Ted Jarmuz ..... Digital Marketing Coordinator  
Craig Kanalley ..... Social Media Editor  
Connor Kukla ..... Data Analyst  
Rachel Cappellino ..... Sr. Manager of Digital  
Partnerships  
Vincent Lepore ..... Manager of Business Analytics  
Jacquie Greco ..... Hospitality Marketing Manager  
Kristie Manzella ..... Media Strategist/ Buyer  
Olivia Merrill ..... Platform Optimization Coordinator  
Alexandra Napoli ..... Social Media Editor  
Glen Noworyta ..... Solutions Developer I  
Chris O'Connell ..... Insights Coordinator  
Nico Ruggiero ..... Program Manager  
Zachary Specht ..... Social Media Editor  
Anna Stolzenburg ..... Manager of Social & Digital  
Content Strategy  
Kelsey Sweet ..... Social Media Editor  
Madeline Vanremmen ..... Web Solutions Developer I

## **MEDIA & CONTENT**

Steve Asposto ..... Sr. Director Broadcast Engineering  
Dean Angle ..... Library Manager  
Jeff Coltoniak ..... Technical Director  
Angela Filipiski ..... Media and Content Coordinator  
Jay Harris ..... Senior Producer  
George Blas ..... Production Assistant Media and Content  
Lauren Hall ..... Off Field/Off Ice Multi-Media Journalist  
Thomas Hollander ..... Graphics Producer  
Andrew Peters ..... Talent  
David Rich ..... Assistant AV Engineer  
Craig Rivet ..... Talent  
Kelly Rood ..... Studio Production Assistant  
Jordan Teritto ..... Producer  
Kyle Toot ..... Associate Producer  
Michelle Girardi Zumwalt ..... Senior Producer



**PLAYERS**

---

# 57 LB LORENZO ALEXANDER



6-1 245 12<sup>TH</sup> YEAR

MAY 31, 1983 (AGE 35)



OAKLAND, CALIFORNIA



ST. MARY'S HIGH SCHOOL



*Cal*

UNIVERSITY OF CALIFORNIA

ACQUIRED 2016

Arrived at the Bills via free agency on April 12, 2016.

## SHOUTOUTS

- Alexander joins Bruce Smith as the only Bills to log a sack in seven straight games.
- Logged 58 tackles and three sacks in 16 games this past season.
- Bills Walter Payton Man of the Year nominee in 2017.
- Ranked number 91 by his peers on the NFL Top 100 Players of 2017 list.
- He signed a contract extension in March 2017.
- All-Pro Second Team selection in the 2016 NFL Pro Bowl.
- Was the 2016 NFL Pro Bowl Co-MVP.
- In his first season with the Bills in 2016, Alexander recorded 12.5 sacks, second only to a first-year Bill, with Bryce Paup recording 19 sacks in his first season with the Bills in 1995.
- Recorded the third most sacks in the NFL during the 2016 season.
- Earned a career high seven tackles on December 18, 2016 versus the Cleveland Browns.
- Received his first Pro Bowl selection in 2012.



## FIRST-AND-10

**LORENZO ALEXANDER** joined the Buffalo Bills in 2016 after spending time with the Washington Redskins, Arizona Cardinals, and Oakland Raiders. Following his collegiate career at the University of California, Alexander entered the league as an undrafted free agent with the Carolina Panthers in 2005.

## IF YOU HAVEN'T 'HERD'

### A TRANSFORMER

Throughout his NFL career, Lorenzo Alexander has had to adapt. Alexander entered the NFL as an undrafted free agent 300-pound defensive lineman. At one point, he was asked to play offensive line. After stints in Carolina and Baltimore his first two years, he found a home in Washington in 2006 and made his name as a special teams standout.

His transformation to finding a regular defensive position was not complete until he lost nearly 70 pounds in 2009. Former Redskins linebacker London Fletcher served as Alexander's mentor during this stage in his career.

"In one offseason, he dropped a good 50 pounds or so," Fletcher recalled. "Losing that weight unleashed that athleticism that was hampered by all that extra weight. That helped him play better on the football field."

## PERSONAL

Lorenzo and his wife, Manjanique, are parents to two daughters, Vanessa and Zoie, and two sons, Mason and Myles. Alexander graduated from the University of California with a degree in legal studies.

# 57 LB LORENZO ALEXANDER



## IF YOU HAVEN'T 'HERD'



### COMING UP ACES

Everywhere Lorenzo Alexander plays, he becomes a community standout. Alexander established the ACES Foundation where his mission is to support youth through emphasizing accountability, taking pride in the community, striving for educational excellence while promoting a healthy mind, body and spirit through sports.

This past season, Alexander supported his foundation by representing them for the My Cause, My Cleats initiative.

### A MAN OF THE YEAR

For his achievements both on the field and in the community, the Buffalo Bills nominated Lorenzo Alexander as the team's Walter Payton Man of the Year nominee.

Well respected by his teammates, coaches, and the entire Bills organization, Alexander continues to use his platform to inspire those around him to act. Lorenzo has influenced the community through his efforts in initiatives such as the Play 60 program, Crucial Catch Family Fun Night, among many others.

### THE STAMPEDE

#### PRE-GAME RITUAL:

Everything has to be the same

#### SOURCE OF MOTIVATION:

God- faith

#### TOP OF BUCKET LIST:

Travel to Bora Bora

#### FIRST JOB

Worked at Babies R Us and as a Little League umpire

#### FAVORITE SHOW:

The Blacklist

#### HOBBIES:

Bowling, cycling, coaching son's teams, podcasting

#### FAVORITE MEAL:

Breakfast

#### NICKNAME GROWING UP:

Hook

#### DIFFERENCE BETWEEN BUFFALO AND HOME:

The weather, prevalence of hockey and the international feel due to the border

#### FIRST SPORTS JERSEY:

Chris Webber



#### IF YOU COULD PLAY ANOTHER SPORT:

Power forward for the Golden State Warriors

#### FAVORITE MOVIE:

Lucky Number Slevin

#### FAVORITE VACATION SPOT

Hawaii

#### FAVORITE MUSICAL ARTIST:

116 Clique

#### IF YOU COULD PLAY ANOTHER POSITION:

Wide receiver

#### PRIZED POSSESSION:

1966 Ford Mustang

#### FAVORITE HOLIDAY:

Thanksgiving- family coming together and serving others

#### DREAM JOB:

A broadcaster or commentator





# 17 QB JOSH ALLEN



6-5

237

ROOKIE



MAY 21, 1996 (AGE 22)



FIREBAUGH, CALIFORNIA



FIREBAUGH HIGH SCHOOL



WYOMING

ACQUIRED 2018

Drafted by the Bills in the first round of the 2018 NFL Draft.

## SHOUTOUTS

- In his first start in Week 2 at home vs. the LA Chargers, connected on his first career TD pass to Kelvin Benjamin.
- With the 7th pick, Allen is the highest quarterback taken in Bills' draft history and only the 4th ever taken in the first round.
- At the Senior Bowl, named the North team's Most Outstanding Player after going 9-of-13 for 158 yards and 2 touchdowns.
- Ran a 4.75 in the 40-yard dash at the Combine, which ranked third amongst all quarterbacks.
- In 2016, led Wyoming to a Mountain Division co-championship and the school's first-ever appearance in the Mountain West Championship game.
- In his two seasons as Wyoming's starting quarterback, Allen accounted for 5,833 yards of total offense and was responsible for 57 touchdowns (passing-44, rushing-12 and receiving-1).



## FIRST-AND-10

**JOSH ALLEN** arrives in Buffalo after spending three seasons at Wyoming (2015-17) and one year at Reedley College (2014). Allen was the seventh selection of the first round by the Bills in 2018.

## IF YOU HAVEN'T 'HERD'

### A NO STAR RECRUIT

Despite racking up 5,269 yards and 59 touchdowns in his final two high school seasons at Firebaugh High School, Allen didn't receive a single offer from a Division I program due to only being 6-2 and 180 pounds at the time.

"I didn't have any stars. I was a no star, no offer guy out of high school. I sent emails every day to almost every coach in the nation. 'Please, please just offer me.' All I was asking for was an opportunity," said Allen in a 2017 ESPN College Gameday feature.

Allen eventually opted to attend Reedley College, where he threw for 2,055 yards and 26 touchdowns while simultaneously hitting a growth spurt that boosted his height to 6-5 and weight to 215 pounds.

Allen finally got his opportunity after his time in junior college, accepting Wyoming's scholarship offer over an offer from Eastern Michigan.

## PERSONAL

The son of Joel and LaVonne Allen, Josh is the second of four children (two sisters and one brother). He earned his degree from Wyoming with a major in communications.

@JOSHALLENQB

@JOSHALLENQB



## IF YOU HAVEN'T 'HERD'



### PLAYING FOR THOSE WHO CAN'T

Allen played his high school ball at Firebaugh HS, a place where his family had deep ties. Allen's grandfather, Buzz Allen, donated the land the school was built upon.

Shortly after Buzz's passing during Josh's senior year, Firebaugh HS was set to square off with rival high school Dos Palos. Until that game, Firebaugh had never beaten Dos Palos. Josh led the Eagles to a W on his grandfather's birthday and post-game Josh called it a tribute to his late grandfather.

### PHOTOBOMBING

Allen has wasted no time connecting with Bills fans since arriving in Buffalo. In early June, Allen made social media waves as he pulled over while driving by New Era Field to hop into Joe and Lorie Lovullo's wedding photos.

"To get out and to meet people in the community of Buffalo, it's been pretty awesome," Allen told The Buffalo News. "...Every time I talk to someone who's a Bills fan, all they say is 'it's a great place to play. We're going to love you to death here.'"

## THE STAMPEDE

### QB HE EMULATES:

Aaron Rodgers

### IF YOU COULD PLAY ANOTHER SPORT:

Baseball for the San Francisco Giants or play on the PGA Tour

### NICKNAMES:

Joshy Boucher

### FAVORITE MEAL:

Hibachi

### FIRST JOB:

Working on the family farm

### HIGH SCHOOL SPORTS:

Football, baseball and basketball

### MOTIVATION:

To win championships

### PRIZED POSSESSION:

Draft cap

### FAVORITE SPORTS MEMORY:

Watching Barry Bonds hit home run #756 with friends at the Pizza Factory

### FIRST SPORTS JERSEY:

Joe Montana



### HOBBIES:

Golf, bowling, fishing and video games

### BIGGEST OBSTACLE:

Overcoming his collarbone fracture

### STRANGEST THING TO EAT:

Alligator

### BUCKET LIST ITEM:

To win the Super Bowl and hold the Lombardi trophy

### FAVORITE MOVIE:

Anything Will Ferrell

### HIDDEN TALENT:

Can juggle

### FAVORITE VACATION SPOT:

Hawaii

### FAVORITE MUSIC ARTIST:

Justin Bieber

### PET PEEVE:

Sound of a vacuum

17

QB

JOSH  
ALLEN

## JOSH ALLEN - NFL REGULAR SEASON PASSING STATISTICS

DATE	TEAM	GP	GS	ATT.	CMP.	PCT.	YDS	AVG.	TD	INT.	LG	SK	LST	RATE
2018	Bills	2	1	48	24	50.0	319	6.6	1	2	57	8	52	61.0
TOTALS		2	1	48	24	50.0	319	6.6	1	2	57	8	52	61.0

## SINGLE-GAME HIGHS: QUARTERBACK

**Pass Attempts** 33 vs. Los Angeles Chargers, Sep 16, 2018

**Pass Completions** 18 vs. Los Angeles Chargers, Sep 16, 2018

**Yards Passing** 245 vs. Los Angeles Chargers, Sep 16, 2018

**TD Passes** 1 vs. Los Angeles Chargers, Sep 16, 2018

**Long Passes** 57 vs. Los Angeles Chargers, Sep 16, 2018

**Completion Percentage** 54.5 vs. Los Angeles Chargers, Sep 16, 2018

**Passer Rating** 63.3 vs. Los Angeles Chargers, Sep 16, 2018

**Rush Attempts** 8 vs. Los Angeles Chargers, Sep 16, 2018

**Rushing Yards** 32 vs. Los Angeles Chargers, Sep 16, 2018

**Longest Runs** 14 vs. Los Angeles Chargers, Sep 16, 2018

## 2018 GAME-BY-GAME REGULAR SEASON STATISTICS (BILLS)

DATE	OPPONENT	P/S	PASSING											RUSHING					SCORE
			ATT	CMP	YDS	PCT	Y/A	Y/C	TD	INT	LG	SK/YD	RATE	ATT	YDS	LG	TD	W/L	
09/09	at Ravens	P	15	6	74	40.0	4.9	12.3	0	0	24	3/16	56.0	4	26	14	0	L	3-47
09/16	CHARGERS	S	33	18	245	54.5	7.4	13.6	1	2	57	5/36	63.3	8	32	14	0	L	20-31
2018 TOTALS		2-1	48	24	319	50.0	6.6	13.3	1	2	57	8/52	61.0	12	58	14	0	0-2	

# 13 WR KELVIN BENJAMIN



6-5 245 5<sup>TH</sup> YEAR

FEBRUARY 5, 1991 (AGE 27)

BELLE GLADE, FLORIDA

GLADES CENTRAL HS

FLORIDA STATE

ACQUIRED 2017

Traded from Carolina on October 31, 2017 for a 3rd and 7th round pick in 2018.

## SHOUTOUTS

- Was on the receiving end of Josh Allen's first career TD pass (3 yards) vs. LAC (9/16/18).
- Caught his first TD as a Bill - an 8-yd. grab from Nathan Peterman - in heavy snowstorm vs. Ind (10/10/17).
- In 2014, set Panthers rookie records with 73 catches, 1,008 receiving yards, and 9 TDs.
- Earned NFL Offensive Rookie of the Month honors in September 2014.
- In 2013, became the first Florida State player to record 1,000 receiving yards in a season since Anquan Boldin in 2002.
- Grabbed two TD catches in NFC Divisional playoff game at Seattle (1/10/15), tying a team record.
- Led the Panthers with TD catches in 2014 (9) and in 2016 (7).
- Ranked 5th in NFL in 2016 in yards per catch (14.9) among receivers with 60+ receptions. He trailed Julio Jones (17.0), T.Y. Hilton (15.9), Tyrell Williams (15.4), and Brandin Cooks (15.0).



## FIRST-AND-10

**KELVIN BENJAMIN** was acquired in a trade from Carolina at the trade deadline on October 31, 2017 for a 3rd and 7th round pick in 2018. A tall and powerful receiver, he was a first round draft choice (28th overall) of the Panthers in 2014. The Belle Glade, FL, native capped off his collegiate career at Florida State in 2013 with a 2-yard, game-winning touchdown catch from Jameis Winston with 13 seconds left in the BCS Championship.

## IF YOU HAVEN'T 'HERD'

### DEEPER INSPIRATION

One week before the start of training camp in 2017, Kelvin's mother, Christine Benjamin, unexpectedly passed away.

"She was my everything," said Benjamin, who helped his mother retire early and moved her out of Belle Glade. "She sacrificed a lot for me."

### LONG ROAD TO THE NFL


To find Benjamin playing in the NFL now is quite remarkable given that he began playing football as a sophomore in high school. "Man, I wasn't even thinking I was even going to college while I was in high school let alone play in the NFL," said Benjamin. "Then I was getting called to the principal's office after my first season of football to be looked at by college coaches. It was crazy. I still didn't believe [I was going to college] until my final year of high school."

## PERSONAL

Is the son of the late Christine Benjamin. Has a daughter, Kelyiah, and a son, Kingsten. Has two English bulldogs, Mocha and Smokey.



## IF YOU HAVEN'T 'HERD'



## BITS ON BENJAMIN

- As a child, would often chase down rabbits in his hometown to help with his agility and speed.
- Played football and competed in the high jump and long jump while at Glades Central HS.
- Organized a family fun day called "Muck Madness" in his hometown of Belle Glade, otherwise known as Muck City. Benjamin aspires to help troubled kids as he continues his NFL career and do "anything I can to help brighten their day."

## JESSIE'S BOY

Benjamin credits his high school coach, former NFL receiver Jessie Hester, for getting him to where he is today. "I didn't even know how to line up as a receiver when I started," said Benjamin. "He taught me everything, how to run routes, how to mentally prepare. He held me accountable. He saw something in me that I didn't see in myself."

Recalled Hester when they first met, "I said, 'Hey, how's basketball going.' He said he didn't play basketball; that he was coming out for football. I told him, 'I'll make you this promise. If you keep yourself out of trouble, make pretty good grades and come to school every day I can pretty much guarantee you're going to get a college scholarship.'"

THE  
STAMPEDE

## NICKNAME:

KB

FAVORITE SPORTS MEMORY  
AS A FAN:

Watching Kevin Durant in person vs. the Rockets

## FAVORITE VACATION SPOT:

Jamaica

IF YOU COULD HAVE ONE  
SUPERPOWER:

Run like Flash

NUMBER ONE THING ON  
YOUR BUCKET LIST:

Travel the world

MOST UNIQUE THING  
ORDERED ONLINE:

Mobile controller to play video games on my iPhone, especially RUBG

## PRIZED POSSESSION:

National championship ring



## FAVORITE TV SHOWS:

Walking Dead and Vikings

FAVORITE BUFFALO-AREA  
RESTAURANT:

Uncle Joe's Diner

IF YOU COULD PLAY ANY  
OTHER SPORT:

Goalie for Real Madrid

STRANGEST THING YOU  
LIKE TO EAT:

Rabbit and alligator

BEST PLAYER EVER LINED  
UP AGAINST:

Xavier Rhodes and Greg Reid in practice at Florida State



## KELVIN BENJAMIN - NFL REGULAR SEASON STATISTICS

DATE	TEAM	GP	GS	RECEIVING					RUSHING				
				NO.	YDS	AVG	LG	TD	NO.	YDS.	AVG.	LG	TD
2014	Panthers	16	15	73	1,008	13.8	51	9	0	0	0.0	0	0
2016	Panthers	16	13	63	941	14.9	50	7	0	0	0.0	0	0
2017	Panthers	8	8	32	475	14.8	43	2	0	0	0.0	0	0
2017	Bills	6	6	16	217	13.6	35	1	0	0	0.0	0	0
2018	Bills	2	2	3	29	9.7	16	1	0	0	0.0	0	0
<b>TOTALS</b>		<b>48</b>	<b>44</b>	<b>187</b>	<b>2,670</b>	<b>14.3</b>	<b>51</b>	<b>20</b>	<b>0</b>	<b>0</b>	<b>0.0</b>	<b>0</b>	<b>0</b>

## KELVIN BENJAMIN - NFL POSTSEASON STATISTICS

DATE	TEAM	GP	GS	RECEIVING					RUSHING				
				NO.	YDS	AVG	LG	TD	NO.	YDS.	AVG.	LG	TD
2014	Panthers	2	2	11	108	9.8	28	2	0	0	0.0	0	0
2017	Bills	1	0	1	9	9.0	9	0	0	0	0.0	0	0
<b>TOTALS</b>		<b>3</b>	<b>2</b>	<b>12</b>	<b>117</b>	<b>9.8</b>	<b>28</b>	<b>2</b>	<b>0</b>	<b>0</b>	<b>0.0</b>	<b>0</b>	<b>0</b>

## SINGLE-GAME HIGHS: RUSHING/RECEIVING

**Receptions** 9 vs. Philadelphia Eagles, Oct 12, 2017

**Receiving Yards** 115 vs. Pittsburgh Steelers, Sep 21, 2014

**Longest Receptions** 51 vs. Seattle Seahawks, Oct 26, 2014

**Receiving TDs** 2 vs. San Francisco 49ers, Sep 18, 2016

**All-purpose yards** 115 vs. Pittsburgh Steelers, Sep 21, 2014

**Miscellaneous Tackles** 1 vs. Los Angeles Chargers, Dec 11, 2016

**Most TDs** 2 vs. San Francisco 49ers, Sep 18, 2016

## 2018 GAME-BY-GAME REGULAR SEASON STATISTICS (BILLS)

DATE	OPPONENT	P/S	RECEIVING					RUSHING					W/L	SCORE
			NO	YDS	LG	TD	ATT	YDS	LG	TD				
09/09	at Ravens	S	1	10	10	0	0	0	0	0	0	L	3-47	
09/16	CHARGERS	S	2	19	16	1	0	0	0	0	0	L	20-31	
<b>2018 TOTALS</b>		<b>2-2</b>	<b>3</b>	<b>29</b>	<b>16</b>	<b>1</b>	<b>0</b>	<b>0</b>	<b>0</b>	<b>0</b>	<b>0</b>	<b>0-2</b>		

66

C

RUSSELL  
BODINE

6-3

308

5<sup>TH</sup> YEAR

JUNE 30, 1992 (AGE 26)



SCOTTSVILLE, VIRGINIA



FORK UNION MILITARY



NORTH CAROLINA

ACQUIRED 2018

Joined the Bills via free agency on March 19, 2018.

## SHOUTOUTS

- Since entering the NFL in 2014, Bodine has been an iron man at center by starting all 16 games in each of his first four seasons.
- Recorded 42 bench press reps at the 2014 NFL Combine. His total of 42 bench press reps led all players by six reps (five different players).

## THE STAMPEDE

**Did you play any other sports in high school?**

Baseball and Track and Field

**Hobbies?**

Anything outdoors, like fishing and hunting

**Biggest pet peeve?**

Pens clicking

**Favorite meal?**

Steak

**What's the number one thing on your bucket list?**

Go to Australia



## FIRST-AND-10

**RUSSELL BODINE** (BO-dine) joins the Bills after spending the first four seasons of his NFL career with the Cincinnati Bengals (2014-17). Bodine originally entered the NFL in 2014 as a fourth round pick (111th overall) of the Bengals.

## IF YOU HAVEN'T 'HERD'

## ATHLETIC BLOODLINES

Russell Bodine is the first member of his family to make it to the NFL, but he is certainly not the only athlete in his family.

Russell's mother, Gail Bodine, may be one of the best athletes in the family, having been the first All-American field hockey player at Boston's Northeastern University for a team that won the ECACs. Brian Bodine, Russell's father, played tackle and guard at Trenton State.

His sister, Kaitlyn, played softball for Queens University in Charlotte, North Carolina, and was named Freshman of the Year in 2013 while recording a .413 batting average and a 3.06 ERA in 84.2 innings pitched.

Russell's uncle, Dave Zimmerman, was a center at Rutgers in the mid-1960s and his brother, Pete, also played nose tackle for the Scarlet Knights. Another one of Russell's uncles, Hank, played center at William and Mary.

## PERSONAL

Russell recently got engaged to his now fiancé Catherine Wooten. The couple has two dogs named Deke and Quinn. At North Carolina, Bodine majored in communication studies.

## GAMES PLAYED/STARTED

2014 (Cin, 16/16), 2015 (Cin, 16/16), 2016 (Cin, 16/16), 2017 (Cin, 16/16), 2018 (Buf, 1/0)... Regular Season Totals: (65/64). Playoffs: 2014 (Cin, 1/1), 2015 (Cin,

@RUSSELL\_MELK\_60

@RUSSELL\_BODINE



# 65 G IKE BOETTGER



6-6 313 ROOKIE



OCTOBER 5, 1994 (AGE 23)



CEDAR FALLS, IOWA



CEDAR FALLS HIGH SCHOOL



IOWA

ACQUIRED 2018

Claimed off of waivers on September 12, 2018.

## SHOUTOUTS

- Started in 12 games during his junior season, missing one game due to an injury.
- Received an honorable mention All-Big Ten by Big Ten coaches and media and Comeback Player of the Year during his 2016 campaign.

## THE STAMPEDE

**Any hidden talents?**

Can dunk

**Favorite meal?**

Medium wings

**What is something about you that people might not know?**

Grew up on a farm

**Favorite movie?**

Remember the Titans

**What's the number one thing on your bucket list?**

Go to Australia

**Favorite musical artist?**

Eric Church



## FIRST-AND-10

**IKE BOETTGER** joins the Bills for his rookie season in 2018. A 2018 undrafted free agent, Boettger spent time on the Chiefs active roster and spent the 2018 training camp with the Bills. An Iowa native, Boettger was moved from tight end to an offensive lineman during his freshman year.

## IF YOU HAVEN'T 'HERD' A SECOND CHANCE

Boettger saw a prosperous 2016 season, garnering praise from media and was rewarded with a spot on his team's leadership group, one of only seven juniors to do so. As the 2017 Hawkeyes season started, nothing but optimism was on the horizon.

Boettger started at right tackle in a 44-41 OT win at Iowa State, the second game of the season, as the offense gained 497 yards. However, he was forced to leave in the second half due to injury and missed the remainder of the season with an Achilles tendon tear.

"That was the biggest obstacle I had to overcome. [The rehab] was longer than I expected, but it was ahead of schedule for [an] Achilles injury," Boettger said.

Knowing that the injury would end his career at Iowa, Ike worked hard in order to prove himself to NFL teams. He impressed many at Iowa's pro day, boasting a 3-cone time of 7.45 seconds, which would have tied for fifth among all offensive linemen at the NFL combine.

## PERSONAL

The son of Tim and Kris Boettger and brother of Adrienne. Graduated from Iowa with a degree in enterprise leadership in the spring of 2017.



6-0

208

ROOKIE



SEPTEMBER 13, 1996 (AGE 21)



BELLFLOWER, CALIFORNIA



MAYFAIR HIGH SCHOOL



NEW MEXICO

ACQUIRED 2018

Claimed off waivers from the New England Patriots on September 2, 2018.

## SHOUTOUTS

- Was named First Team All-America at Cerritos College after leading all JUCO punters with an average of 43.8 yards per punt.
- Recorded four punts over 50 yards in his NFL debut, the most ever by a Bills punter in their first game.

## THE STAMPEDE

**If you could play any other sport professionally, what would it be?**  
Hockey for the Anaheim Ducks.

### Hobbies?


Can play four different instruments: piano, guitar, rumpet and ukulele.

### First jobs growing up?

Helping in his grandfather's print shop and working as a floor model at Hollister.

### What's one thing people don't know about you?

Has been to Disneyland over 300 times in his life.



## FIRST-AND-10

**COREY BOJORQUEZ (bo-HOR-kez)** came to the Bills after spending the 2018 offseason as a member for the New England Patriots.

## IF YOU HAVEN'T 'HERD'

### STANDOUT SENIOR YEAR

Bojorquez put together a stellar season in his final year at New Mexico University.

On the way to earning Honorable Mention All-America honors and being named First Team All-Mountain West, Bojorquez set the New Mexico record for single season average with 47.3 yards per punt, which was good for fourth in the nation.

Against Colorado State, Bojorquez set New Mexico single-season records with a 57.7 yards per punt average and a net average of 64.7 yards.

He set a school record with four punts over 70 yards during the season, topped by a career-high with a booming 78-yarder.

He was only the second punter in school history to garner All-America honors, joining Tyler Gaus in 2002. He was New Mexico's first All-America selection overall since Carlos Wiggins in 2013.

Bojorquez also left New Mexico as the Lobos career leader with an average of 45.1 yards per punt.

## PERSONAL

Born September 13, 1996, Corey is the son of Ivan and Brandy Bojorquez. He has three siblings: Levi, Moz and Bela. Corey graduated with a degree in liberal arts from New Mexico University.



## COREY BOJORQUEZ - NFL REGULAR SEASON PUNTING STATISTICS

DATE	TEAM	GP	NO.	YDS.	AVG.	OPP. RET.	YDS.	NET. YDS.	AVG.	TB	IN20	LG	BK
2018	Bills	2	13	620	47.7	9	71	529	40.7	1	5	58	0
<b>TOTALS</b>		<b>2</b>	<b>13</b>	<b>620</b>	<b>47.7</b>	<b>9</b>	<b>71</b>	<b>529</b>	<b>40.7</b>	<b>1</b>	<b>5</b>	<b>58</b>	<b>0</b>

## SINGLE-GAME HIGHS: PUNTER

**Punts** 8 at Baltimore Ravens, Sep 09, 2018  
**Gross Punting Yards** 397 at Baltimore Ravens, Sep 09, 2018  
**Gross Punting Avg** 49.6 at Baltimore Ravens, Sep 09, 2018  
**Net Punting Yards** 343 at Baltimore Ravens, Sep 09, 2018

**Net Punting Avg** 42.9 at Baltimore Ravens, Sep 09, 2018  
**Longest Punts** 58 at Baltimore Ravens, Sep 09, 2018  
**Inside the 20** 3 at Baltimore Ravens, Sep 09, 2018  
**Rush Attempts** 1 at Baltimore Ravens, Sep 09, 2018

## 2018 GAME-BY-GAME REGULAR SEASON STATISTICS (BILLS)

DATE	OPPONENT		NO.	YDS.	AVG.	OPP. RET.	YDS.	NET. YDS.	AVG.	TB	IN20	LG	BK	W/L	SCORE
09/09	at Ravens	P	8	397	49.6	6	54	343	42.9	0	3	58	0	L	3-47
09/16	CHARGERS	P	5	223	44.6	3	17	186	37.2	1	2	54	0	L	20-31
<b>2018 TOTALS</b>			<b>2</b>	<b>13</b>	<b>620</b>	<b>47.7</b>	<b>9</b>	<b>71</b>	<b>529</b>	<b>40.7</b>	<b>1</b>	<b>5</b>	<b>58</b>	<b>0</b>	<b>0-2</b>

20

S

RAFAEL  
BUSH5-11 | 203 | 8TH YEAR | 

MAY 12, 1987 (AGE 31)



WILLISTON, SC



WILLISTON-ELKO HS



SOUTH CAROLINA STATE

ACQUIRED | 2018

Came to the Bills via free agency on March 14, 2018.

## SHOUTOUTS

- He went to South Carolina State to play defensive back, where he was named to the school's all-decade team and was awarded defensive MVP honors from his coaches.
- Bush ran for more than 3,500 yards in his high school career at Williston-Elko High in Williston, South Carolina. He was named all-state, all-region, and all-area in each of his three years as a starter.

## THE STAMPEDE

## Favorite TV Show?

Martin

## First sports jersey you owned?

Charles Woodson Raiders jersey

## Best player you've gone against?

Julio Jones

## Do you have a hidden talent?

Believes he is a good singer

## First job growing up?

Hardee's

## Favorite meal?

Mom's stewed chicken



## FIRST-AND-10

Veteran **RAFAEL BUSH** signed a two-year contract with the Bills in 2018. Originally joined the NFL as a undrafted free agent with Atlanta in 2010. He played with the Falcons in 2010 and the Broncos in 2011 before a four-year stint with New Orleans (2012-15). He played with Detroit in 2016 before re-signing with the Saints in 2017.

## IF YOU HAVEN'T 'HERD'

## INSPIRING OTHERS

In 2014, Bush founded "Camp Ambushed", a free youth football clinic designed to give participants seven to 16 years of age hands-on training in football fundamentals from Bush and other NFL players in his hometown of Williston.

"Some people call it giving back," Bush said. "I just call it inspiring others. In the town that I'm from, it's very small. I just want to come back and show them that whatever your dream is, it's something that you can achieve if you put your mind to it and show dedication."

## LOCAL LEGEND

Bush's proudest accomplishment outside of the birth of his children, is the fact that he is the only person in the history of his high school to have his jersey retired. After totaling more than 3,500 rushing yards on his way to South Carolina State, Bush became the first person in school history to make it to the NFL.

## PERSONAL

Born May 12, 1987 in Williston, South Carolina, Rafael is the son of Gwendolyn Bush and James Young. Bush studied sports communications and graduated from South Carolina State. He lives with his wife, Tonya, and their daughters, Makayla and Jordyn, and son, Isaiah.

 @RBUSH36

 @RAFAEL\_BUSH31



85

TE

CHARLES  
CLAY

6-3

255

8<sup>TH</sup> YEAR

FEBRUARY 13, 1989 (AGE 29)



LITTLE ROCK, ARKANSAS



LITTLE ROCK CENTRAL HS



TULSA

ACQUIRED 2015

Acquired by the Bills via restricted free agency on March 19, 2015.

## SHOUTOUTS

- Clay is the only tight end in Bills history to record three consecutive 500+ yard receiving seasons. Clay recorded 51 catches for 528 yards in 2015 during his first season with the Bills, 57 catches for 552 yards in 2016 and 49 catches for 558 yards in 2017.
- In 2016, Clay racked up 57 catches. That total ranks as the second most by a Bills tight end in an individual season in team history. He trails only Pete Metzelaar's 68 catches in 1993.
- Clay accumulated 558 receiving yards in 2017, which ranked as the most by any of the Bills pass catching options.
- At home in 2015, snagged the game winning touchdown on a 40 yard reception against the Houston Texans. The catch came with 1:53 left in the fourth quarter and gave the Bills a 27-21 lead that was later extended to a 30-21 lead and a Bills W.
- Clay has a rushing touchdown to his name, as he took the ball 11 yards for a score in a game against the Colts in 2013.



## FIRST-AND-10

**CHARLES CLAY** came to the Buffalo Bills in 2015 via the transition tag after playing four seasons (2011-14) with the Miami Dolphins. Clay was drafted by the Dolphins in the sixth round of the 2011 Draft out of the University of Tulsa, where he spent four years playing both running back and full back for the Golden Hurricanes.

## IF YOU HAVEN'T 'HERD'

## A PRO'S PRO

Heading into an eighth NFL season, Clay looks for every edge he can get. As he profiled to Vic Carucci of the *Buffalo News*, Clay is now meticulous about his diet.

After a failed attempt at going vegan, Clay has adopted a diet based around plant-based foods, avoiding sugar and primarily chicken or fish for a protein source. Clay admits the focus on nutrition took longer than he'd like, but is now focused on making sure younger players realize the value.

"It took me awhile to realize how big of a role food played in the way your body feels and things like that...You get young guys who come in here, you try to tell them, 'Man, you shouldn't be eating that.' They're like, 'Yeah, whatever.' I had guys early on tell me that it was something that I had to kind of try to experiment with," Clay told the *Buffalo News*.

## PERSONAL

Charles and his wife, Tenia, have a daughter named CharliRose. Charles is the son of Charles and Jerrilyn. His father, Charles, played football at Arkansas (1975-78). Charles attended Central High School in Little Rock, Ark., where he lettered as a tailback and safety.

@G42CLAY

@CCLAY85



## IF YOU HAVEN'T 'HERD'



## GOING CAMPING

Charles makes it a point to head home annually to his alma mater Little Rock Central High School to hold "Charles Clay Youth Football ProCamp." His 2018 camp, which was held May 12, included more than 250 boys & girls in the Little Rock area. "Being able to interact with who come from the same area as me...it is a good time to go out there and teach kids things I have learned about football and about life," said Clay.

## FINDING WAYS TO IMPROVE

In an effort to find new ways to improve, one training method Charles has taken up is hot yoga. Hot yoga, also known as Bikram yoga, involves performing 90 minutes of yoga in a room kept between 90-108 degrees with the intention of helping stretch and tone muscles. In addition to hot yoga, Clay has even spent time working on his boxing skills in order to improve his hand speed which helps in both blocking and breaking free off of the line of scrimmage.

THE  
STAMPEDEFAMOUS FELLOW HIGH  
SCHOOL ALUMS:

Houston Rockets forward  
Joe Johnson

## PREGAME RITUAL:

Walk the field and say a  
prayer in the end zone

## SOURCE OF MOTIVATION:

Family

## FAVORITE JOB:

Volunteered at a golf course

## FIRST TIGHT ENDS:

Tony Gonzalez/Antonio  
Gates

## FAVORITE MEAL:

Mom's pistachio nut cake

EVENT IN HISTORY TO BE  
WITNESS TO:

Muhammed Ali knocking  
out Sonny Liston



## FAVORITE VACATION SPOT:

Cape Town, South Africa

## AN UNKNOW FACT:

Taught himself how to play  
the guitar

FAVORITE BUFFALO  
RESTAURANT:

Mangia

## DINNER WITH ANYONE:

Barack Obama

## PROUDEST ACHIEVEMENT:

Getting married and  
then having his daughter  
CharliRose

## DESIRED SUPERPOWER:

To be able to be invisible

## HIDDEN TALENT:

Can draw

## GO TO WARM-UP SONG:

"Take Over" - Jay-Z

## FAVORITE TV SHOW:

Martin / Sons of Anarchy

## PET PEEVE:

Gossip

## PLAY ANOTHER SPORT:

Small forward or guard for  
the Los Angeles Lakers



## CHARLES CLAY - NFL REGULAR SEASON STATISTICS

DATE	TEAM	GP	GS	RECEIVING					RUSHING				
				NO.	YDS	AVG	LG	TD	NO.	YDS.	AVG.	LG	TD
2011	Dolphins	14	9	16	233	14.6	46	3	0	0	0.0	0	0
2012	Dolphins	14	9	18	212	11.8	31†	2	0	0	0.0	0	0
2013	Dolphins	16	15	69	759	11.0	67	6	7	15	2.1	13	1
2014	Dolphins	14	14	58	605	10.4	41	3	0	0	0.0	0	0
2015	Bills	13	13	51	528	10.4	40†	3	0	0	0.0	0	0
2016	Bills	15	15	57	552	9.7	40†	4	0	0	0.0	0	0
2017	Bills	13	13	49	558	11.4	44	2	0	0	0.0	0	0
2018	Bills	2	2	2	29	14.5	21	0	0	0	0.0	0	0
<b>TOTALS</b>		<b>101</b>	<b>90</b>	<b>320</b>	<b>3,476</b>	<b>10.9</b>	<b>67</b>	<b>23</b>	<b>7</b>	<b>15</b>	<b>2.1</b>	<b>13</b>	<b>1</b>

## CHARLES CLAY - NFL POSTSEASON STATISTICS

DATE	TEAM	GP	GS	RECEIVING					RUSHING				
				NO.	YDS	AVG	LG	TD	NO.	YDS.	AVG.	LG	TD
2017	Bills	1	1	3	15	5.0	10	0	0	0	0.0	0	0
<b>TOTALS</b>		<b>1</b>	<b>1</b>	<b>3</b>	<b>15</b>	<b>5.0</b>	<b>10</b>	<b>0</b>	<b>0</b>	<b>0</b>	<b>0.0</b>	<b>0</b>	<b>0</b>

## 2018 GAME-BY-GAME REGULAR SEASON STATISTICS (BILLS)

DATE	OPPONENT	P/S	RECEIVING					RUSHING					W/L	SCORE
			NO	YDS	LG	TD	ATT	YDS	LG	TD				
09/09	at Ravens	S	0	0	0	0	0	0	0	0	0	L	3-47	
09/16	CHARGERS	S	2	29	21	0	0	0	0	0	0	L	20-31	
<b>2018 TOTALS</b>		<b>2-2</b>	<b>2</b>	<b>29</b>	<b>21</b>	<b>0</b>	<b>0</b>	<b>0</b>	<b>0</b>	<b>0</b>	<b>0</b>	<b>0-2</b>		



# 80 TE JASON CROOM



6-5 246 1<sup>ST</sup> YEAR

FEBRUARY 28, 1994 (AGE 24)



NORCROSS, GEORGIA



NORCROSS HIGH SCHOOL



TENNESSEE

ACQUIRED 2017

Signed by the Bills as a rookie free agent in 2017.

## SHOUTOUTS

- Grabbed two passes for 18 yards in his NFL debut at Bal. (9/9/18).
- Caught 60 passes for 816 yards and six touchdowns in 26 games at Tennessee.
- Began his collegiate career as a wide receiver but made the switch to tight end before his final season in 2016 and caught 21 passes for 242 yards.
- Played on his high school's 2011 state championship basketball

## THE STAMPEDE

**Most unique thing you ordered off the internet?**

The world's strongest magnet

**First jersey ever owned?**

Roy Williams #11 of the Detroit Lions

**If you could play any other sport?**

Forward for the Detroit Pistons

**Have you ever been left star struck?**

Playing catch with Peyton Manning

**If you could have one superpower?**

The ability to teleport



## FIRST-AND-10

Now in his 2nd season in Buffalo, **JASON CROOM** was signed by the Bills as an undrafted free agent in 2017 and finished his rookie campaign on the practice squad. A former wide receiver in college, Croom switched to tight end as a senior.

## IF YOU HAVEN'T 'HERD'

### BLESSING IN DISGUISE

Croom had spent his entire career playing wide receiver until surgery to repair his patellar tendon in 2014 gave him an idea. During his rehabilitation, he started thinking about what it would be like to play tight end. So he approached his position coach and then head coach Butch Davis, who both supported him. He ended up becoming the Volunteers starting tight end in 2016 and is now in competition for a NFL roster spot. "It's a constant learning process," said Croom.

### MEMORABLE MOMENT

First attended a NFL game with his grandfather on Thanksgiving day in 2005 when Atlanta visited Detroit. "I had just signed up for football that year and going to that game gave me a good picture of what I wanted to strive for in life," recalled Croom.

### CARTOON CONNOISSEUR

During his spare time, Croom enjoys watching cartoons. His top three cartoons of all-time (in order): Bob's Burgers, Family Guy and SpongeBob SquarePants.

## PERSONAL

The son of Karen Croom-Terry, an accountant, and Terrence Terry, Jr., a mechanic. Has a Basenji dog named Xena. Graduated with a degree in sociology and a minor in African studies. Lists bowling as one of his hobbies.

80

TE

JASON  
CROOM

## 2018 GAME-BY-GAME REGULAR SEASON STATISTICS (BILLS)

DATE	OPPONENT	P/S	RECEIVING				RUSHING				W/L	SCORE
			NO	YDS	LG	TD	ATT	YDS	LG	TD		
09/09	at Ravens	P	2	18	10	0	0	0	0	0	L	3-47
09/16	CHARGERS	P	2	7	6	0	0	0	0	0	L	20-31
2018 TOTALS		2-0	4	25	10	0	0	0	0	0	0-2	

# 73 T DION DAWKINS



6-5 320 2<sup>ND</sup> YEAR

APRIL 26, 1994 (AGE 24)



RAHWAY, NEW JERSEY



RAHWAY HIGH SCHOOL



TEMPLE

ACQUIRED 2017

Drafted by the Bills in the second round (63rd overall) of the 2017 NFL Draft.

## SHOUTOUTS

- During his first season with the Bills, Dion appeared in all 16 games while starting 11. He appeared in 74% of all of the team's snaps during his rookie campaign.
- Starting the majority of the season for the Bills at left tackle, helped pave the way for RB LeSean McCoy to finish fourth in the NFL with 1,138 rushing yards. Behind Dawkins, McCoy tallied the sixth 1,000 yard season of his nine-year career.
- Started at left tackle in the Bills first playoff game since 1999.
- As a true freshman at Temple in 2013, Dion became one of just four freshman to start at left tackle for their school. Pittsburgh's Dorian Johnson, Virginia Tech's Jonathan McLaughlin and Ole Miss' Laremy Tunsil were the only other players to accomplish the feat.
- Was named 2016 First Team All-AAC (Phil Steele, AAC) during his final season with the Temple Owls.



## FIRST-AND-10

**DION DAWKINS** finished his first season playing in all 16 games with the Bills after being drafted by the team in the second round out of Temple. While at Temple, Dawkins dressed for 44 career games, starting 41. Dawkins was named a First Team All-AAC selection after his senior year in 2016.

## IF YOU HAVEN'T 'HERD'

### BIG MAN, BIG SWAG

Dawkins has set out to prove during his career that it is not just skill position players who can bring some personality to the game.

The self-proclaimed show man, Dawkins began frequently using the word show in prep school to help display his oversized personality.

"'Show' is just like you already know but it's just more swag for big guys because big guys have to do different things to get noticed," said Dawkins.

Dawkins path to this point has been a unique ride. Coming out of Hargrave Military Academy in 2012/13 Dawkins only had two FBS offers: from Temple and Cincinnati.

Despite the lack of interest, Dawkins college career culminated in him being the first Temple offensive lineman drafted since 2003 (G Dave Yovanovits, NYJ--7th round, 237th overall).

## PERSONAL

Born April 26, 1994 in Rahway, New Jersey, Dion is the son of Eric and Lisa Dawkins. Dion graduated from Temple with a degree in criminal justice.

## GAMES PLAYED/STARTED

2017 (Buf, 16/11), 2018 (Buf, 2/2) ... Totals (18/13). Playoffs: 2017 (Buf, 1/1)

@DDAWKINS66

@JERZEYSTAR



## IF YOU HAVEN'T 'HERD'



## MY CAUSE, MY CLEATS

Dawkins headed to John R. Oshei Children's Hospital prior to the Bills Week 13 matchup and asked pediatric cancer patients to help design the cleats he would wear versus the Patriots. Dawkins cleats against the Patriots then displayed the artwork of the patients Dawkins visited.

"We'll definitely have a bigger chip on our shoulder playing, because we're not only playing for the Bills, but we'll be playing for all these kids here," Dawkins told the Associated Press.



## PAYING TRIBUTE

Dawkins and Ryan Gray traveled to Washington, D.C. this offseason with 50 veterans to pay tribute to the men and women who have given the ultimate sacrifice while serving our country.

"I have family that is in the service," said Dawkins. "My sister's husband is in the service, all my uncles were and my grandfather was... (The vets) all were huge Bills fans. They wanted pictures just as much as we wanted pictures with them."

THE  
STAMPEDE

## MOST MEMORABLE GAME:

Winning the AAC Championship at Temple

## IF YOU COULD PLAY ANOTHER SPORT:

Baseball for the NY Yankees

## FAVORITE MUSICAL ARTIST:

Jay-Z or Adele

## FAVORITE MEAL:

Buffalo chicken pizza from Michelino's in Rahway, NJ

## FIRST JOB:

Shoveling snow

## HIGH SCHOOL SPORTS:

Football, wrestling, track and bowling

## NICKNAMES:

Dawks / Shnowman

## PROUDEST ACHIEVEMENT:

Graduating

## MAIN SOURCE OF MOTIVATION:

Inspiring kids who come from a similar background

## FIRST SPORTS JERSEY:

Allen Iverson



## EVENT IN HISTORY TO BE WITNESS TO:

Any of Muhammed Ali's fights

## FAVORITE MOVIE:

300

## HIDDEN TALENT:

Can do handstands

## BUCKET LIST ITEM:

To venture deep into the Philippines

## REALITY SHOW TO BE ON:

Legends of the Hidden Temple

## DREAM JOB:

Owning a Chic-Fil-A

## HOBBIES:

Remote control cars and longboarding

## BEST ADVICE RECEIVED:

To understand who I am and how far I can go

# 42 FB PATRICK DIMARCO



6-1 234 8<sup>TH</sup> YEAR 

APRIL 30, 1989 (AGE 29)



ALTAMONTE SPRINGS, FLORIDA



LAKE BRANTLEY HIGH SCHOOL



SOUTH CAROLINA

ACQUIRED 2017

Came to the Bills via free agent on March 9, 2017.

## NFL HONORS



## SHOUTOUTS

- DiMarco was a Second Team All-Pro selection in 2015 and was named First Team All-Pro by Pro Football Focus.
- Named the Atlanta Falcons Walter Payton Man of the Year in 2015.
- Attended the NFL Business Academy at the University of Michigan during the 2017 offseason.

## THE STAMPEDE

**First sports jersey you owned?**

A Shaq Orlando Magic jersey

**What is one thing about you that people don't know?**

Part of a group that owns four Dunkin Donuts franchises in Denver

**Favorite Buffalo restaurant?**

The Grange Community Kitchen

**Number one thing on your bucket list?**

Play at Augusta National



## FIRST-AND-10

**PATRICK DiMARCO** is in his second season in Buffalo after signing as a free agent in 2017. Serving as a team captain this year for the first time, DiMarco originally entered the NFL as an undrafted free agent with the San Diego Chargers. He played in five games with the Kansas City Chiefs in 2012 before signing with the Atlanta Falcons in 2013.

## IF YOU HAVEN'T 'HERD'

### GIVING BACK

Patrick DiMarco not only arrived to Buffalo with accolades for his performance on the field, but for his performance off the field as well. In all of his stops in the NFL, DiMarco has made it a point to immediately help out in his community and that hasn't changed since he became a Bill.

While in Buffalo, DiMarco has participated in multiple Play 60 school visits, a party for children with pediatric cancer, the Thanksgiving Blitz, a holiday shopping event, and he went on his own to help out at the Erie County SPCA.

For all of his work in Atlanta, DiMarco was named the Falcons Walter Payton Man of the Year in 2015.

## PERSONAL

Born April 30, 1989 in Altamonte Springs, Florida, Patrick is the son of Melissa and Mitchell DiMarco. DiMarco studied business marketing/management and graduated from the University of South Carolina. He lives with his wife, Kirstin, and they have a son named Weston and a daughter named Sutton.



## PATRICK DIMARCO - NFL REGULAR SEASON STATISTICS

DATE	TEAM	GP	GS	RUSHING					RECEIVING				
				NO.	YDS.	AVG.	LG	TD	NO.	YDS	AVG	LG	TD
2011	Chargers	0	0	0	0	0.0	0	0	0	0	0.0	0	0
2012	Chiefs	5	4	0	0	0.0	0	0	0	0	0.0	0	0
2013	Falcons	14	7	0	0	0.0	0	0	8	49	6.1	12	0
2014	Falcons	16	7	0	0	0.0	0	0	9	62	6.9	16	1
2015	Falcons	16	8	1	0	0.0	0	0	13	110	8.5	19	2
2016	Falcons	16	8	0	0	0.0	0	0	7	52	7.4	18	1
2017	Bills	16	9	2	-2	-1.0	-2	0	7	28	4.0	9	0
2018	Bills	2	1	0	0	0.0	0	0	1	24	24.0	24	0
<b>TOTALS</b>		<b>85</b>	<b>44</b>	<b>3</b>	<b>-2</b>	<b>-0.7</b>	<b>0</b>	<b>0</b>	<b>45</b>	<b>325</b>	<b>7.2</b>	<b>24</b>	<b>4</b>

## PATRICK DIMARCO - NFL POSTSEASON STATISTICS

DATE	TEAM	GP	GS	RUSHING					RECEIVING				
				NO.	YDS.	AVG.	LG	TD	NO.	YDS	AVG	LG	TD
2016	Falcons	3	2	0	0	0.0	0	0	3	43	14.3	31	0
2017	Bills	1	0	0	0	0.0	0	0	0	0	0.0	0	0
<b>TOTALS</b>		<b>4</b>	<b>2</b>	<b>0</b>	<b>0</b>	<b>0.0</b>	<b>0</b>	<b>0</b>	<b>3</b>	<b>43</b>	<b>14.3</b>	<b>31</b>	<b>0</b>

## 2018 GAME-BY-GAME REGULAR SEASON STATISTICS (BILLS)

DATE	OPPONENT	P/S	RUSHING					RECEIVING					W/L	SCORE
			ATT	YDS	LG	TD	NO	YDS	LG	TD				
09/09	at Ravens	P	0	0	0	0	0	0	0	0	0	L	3-47	
09/16	CHARGERS	S	0	0	0	0	1	24	24	0	L	20-31		
<b>2018 TOTALS</b>		<b>2-1</b>	<b>0</b>	<b>0</b>	<b>0</b>	<b>0</b>	<b>1</b>	<b>24</b>	<b>24</b>	<b>0</b>	<b>0-2</b>			

62

G

VLADIMIR  
DUCASSE

6-5

329

9<sup>TH</sup> YEAR

OCTOBER 15, 1987 (AGE 30)



PORT-AU-PRINCE, HAITI



STAMFORD HIGH SCHOOL (CT)



UNIVERSITY OF MASSACHUSETTS

ACQUIRED 2017

Joined the Bills via free agency on March 9, 2017.

## SHOUTOUTS

- Ducasse has started 42 of his career 101 games in the NFL since entering the league.
- The first UMass player selected in the draft since linebacker Khari Samuel in 1999.
- Name UMass Senior Athlete of the Year during his final collegiate season.

## THE STAMPEDE

**Biggest source of motivation as a player?**

Wife, son, and grandmother

**Favorite holiday?**

Christmas

**Do you have a hidden talent?**

Can cook

**Favorite moment as a Buffalo Bill?**

The snow game during the 2017 season versus the Colts

**Favorite food?**

Haitian rice and peas and fried plantains.



## FIRST-AND-10

**VLADIMIR DUCASSE** arrived at the Bills after campaigns with the New York Jets, Minnesota Vikings, Chicago Bears and Baltimore Ravens over the course of his NFL career. Ducasse was originally drafted by the New York Jets in the second round of the 2010 NFL Draft.

IF YOU HAVEN'T 'HERD'  
FROM HAITI TO USA

When it comes to the sport of football, Vlad Ducasse had a late start. Born in Haiti, Vlad spent the first 14 years of his life in his home country. Then, his father, Delinois, sent Vlad and his brother MacArthur to Stamford, Connecticut, in order to pursue better educational opportunities.

Vlad began his football career at Stamford High School when other students encouraged him to try the sport due to his size.

"Once I got the helmet and pads on and started hitting people, I started to like it a lot," said Ducasse.

Once he began, he never looked back. Ducasse played on both the offensive and defensive lines and went on to earn a football scholarship to the University of Massachusetts-Amherst, later becoming a Division I-AA All-American.

## PERSONAL

The son of Delinois and Bernadette Ducasse, Vladimir was born in Haiti. He is married to Tatiana Valdes and they have a son named Falsher. While at the University of Massachusetts, Ducasse majored in African American studies.

## GAMES PLAYED/STARTED

2010 (NYJ, 2/0), 2011 (NYJ, 16/1), 2012 (NYJ, 16/0), 2013 (NYJ, 16/4), 2014 (Min, 13/6), 2015 (Chi, 16/11), 2016 (Bal, 10/8), 2017 (Buf, 12/12), 2018 (Buf, 2/2).... Regular Season Totals: (103/44). Playoffs: 2017 (Buf, 1/1)

@DUCASSEVLAD

@VLADYDA

# 49 LB TREMAINE EDMUNDS



6-5 250 ROOKIE



MAY 2, 1998 (AGE 20)



RINGGOLD, VIRGINIA



DAN RIVER HIGH SCHOOL



VIRGINIA TECH

ACQUIRED 2018

Drafted in the 1st round (16th overall) by the Bills in 2018.

## SHOUTOUTS

- With a sack in NFL debut at Bal. (9/9/18), became first Bills rookie to do so on opening day since Grant Irons (2002). Also posted a forced fumble vs. Ravens.
- At 20, became the youngest NFL LB to start on opening day in Super Bowl era.
- Earned Third Team, All-America honors in 2017 and was a finalist for the Butkus Award (nation's top linebacker). Posted 109 tackles, 5.5 sacks, 14 tackles for a loss and three forced fumbles.
- Became first teenager drafted in the NFL since Amobi Okoye by Houston in 2007.

## THE STAMPEDE

### Best advice you have received?

Never think that you have it all and that you have arrived (from his parents)

### Biggest pet peeve?

When someone tells me I'm wrong when I know I'm right

### Nickname?

Maine

### If you could have one superpower?

The ability to teleport



## FIRST-AND-10

A massive and cerebral linebacker raised in an athletic family, **TREMAINE EDMUNDS** was the Bills second of two first round draft picks in 2018. Buffalo traded up six spots in the first round to select Edmunds, who joined his brother, Terrell (27th pick by Pittsburgh), in becoming the first brothers in NFL history to be selected in the first round of the same draft.

## IF YOU HAVEN'T 'HERD'

### FOOTBALL IS FAMILY

Edmunds is no stranger to what it takes to play in the NFL. His father, Ferrell Edmunds, was a two-time Pro Bowl tight end with Miami and Seattle. His oldest brother, Trey, is a running back for the Saints and middle brother, Terrell, was drafted as a safety by the Steelers in 2018. The three brothers were teammates at Virginia Tech in 2016.

### DON'T FORGET MOM

Tremaine is quick to point out the benefits of the track workouts he still does with his mother, Felecia, who was a standout hurdler at Southern Illinois. "Her work outs with me on the track are for real. Trust me, they are no joke." Tremaine also credits his grandmother, Mary Morris, and his godbrother and former youth football coach, Keith Lampkin, for their guidance.

### SKETCHY HOBBY

One of his off-field interests is drawing. "In high school, I would sketch cartoon characters for fun and became pretty good at it. I ended up taking some art classes and enjoyed it. It's therapeutic."

## PERSONAL

Studied communications at Virginia Tech. Growing up in a household with several foster children, he would one day like to support charitable causes in that realm.



49

LB

TREMAINE  
EDMUNDS

## 2018 GAME-BY-GAME REGULAR SEASON STATISTICS (BILLS)

DATE	OPP	TACKLES								INTERCEPTIONS					FUMBLES			ST			MISC			SCORE			
		TK	S	A	SK	YDS	TFL	YDS	QBH	NO	YDS	LG	TD	PD	FF	FR	YDS	TK	S	A	FF	FR	S		A	W/L	
09/09	at Ravens	S	7	3	4	1.0	0.0	0	0	1	0	0	0	0	2	1	0	0	0	0	0	0	0	0	0	L	3-47
09/16	CHARGERS	S	7	6	1	0.0	0.0	0	0	0	0	0	0	0	0	0	0	0	0	0	0	0	0	0	0	L	20-31
2018 TOTALS			2-2	14	9	5	1.0	0.0	0	0	1	0	0	0	2	1	0	0	0	0	0	0	0	0	0	0-2	

# 69 LS REID FERGUSON



6-2 235 2<sup>ND</sup> YEAR

MARCH 24, 1994 (AGE 24)



BUFORD, GEORGIA



BUFORD HIGH SCHOOL



LSU

LOUISIANA STATE

ACQUIRED 2016

Signed by the Bills as an undrafted free agent on May 2, 2016.

## SHOUTOUTS

- Was named a 2015 First Team All-American by Phil Steele for his play at LSU. Ferguson was named to the Second Team in 2014 and the Third Team in 2013.
- Appeared in 51 games during his LSU career and was a part of 497 total snaps.

## THE STAMPEDE

### First sports jersey you owned?

Peyton Manning Colts jersey

### Dream job outside of sports?

FBI agent

### Number one thing on your bucket list?

Take a trip to England to see a Premier League game- Ferguson is a season ticket holder for the Atlanta United in the MLS

### Most prized possessions?

High school state championship rings and the game ball for the snow game against the Colts in 2017



## FIRST-AND-10

**REID FERGUSON** came to the Bills in 2016 after a four-year career at LSU, but appeared in his first action with the Bills during the 2017 season when he took over the starting long-snapper duties.

## IF YOU HAVEN'T 'HERD'

### FIGHT FOR HIS FAMILY

Ferguson's brother, Blake, was diagnosed as a Type 1 diabetic in 2011 at the age of 13. Since then, it has been a family mission to raise awareness and funds to fight diabetes.

During the 2017 offseason, Reid joined his brother and the American Diabetes Association in taking a trip to Capitol Hill to meet with lawmakers in an effort to raise awareness.

"The experience I had at Call to Congress with the American Diabetes Association was very eye-opening," Reid told The Buffalo News. "To be able to go to the Hill and continue the talks to get more funding for diabetes research was incredible.

"My group from Louisiana met with both Louisiana senators and also one senator from North Carolina. We got the chance to ask them for more research funding as well as more funding for the National Diabetes Prevention Program."

## PERSONAL

Born March 24, 1994 in Buford, Georgia, Reid is the son of Kevin and Tracy Ferguson. Reid graduated from LSU after majoring in sports administration and criminology.

## GAMES PLAYED/STARTED

2017 (Buf, 16/0), 2018 (Buf, 2/0) ... Totals (18/0). Playoffs: 2017 (Buf, 1/0)

@SNAPFLOW50

@REIDFERGUSON

16

WR

ROBERT  
FOSTER

6-2

196

ROOKIE



MAY 7, 1994 (AGE 24)



MONACA, PENNSYLVANIA



CENTRAL VALLEY HIGH SCHOOL



ALABAMA

ACQUIRED 2018

Signed by the Bills as an undrafted free agent in 2018.

## SHOUTOUTS

- Won the 2015 and 2017 National Championships with Alabama. Set a season-high with three catches for 28 yards in the 2017 National Championship.
- Was ranked the No. 1 wide receiver prospect coming out of high school in the class of 2013 by 247Sports.com

## THE STAMPEDE

**Pre-game ritual?**

Listens to gospel music and eats Starburst

**First job growing up?**

Landscaping

**Favorite movie?**

Friday Night Lights

**Do you have a hidden talent?**

Drummer. Played the drums in his church beginning at age 8

**What's one thing people don't know about you?**

First person in his family to graduated college



## FIRST-AND-10

**ROBERT FOSTER** leaves Alabama (2013-17) after a five year collegiate career with the Tide. A Pennsylvania native, Foster signed as an undrafted free agent with the Bills in 2017.

## IF YOU HAVEN'T 'HERD'

## TURNING POINT

On June 23, 2011, Foster's friend, Darrell Turner, was shot and killed while they were in Durham, North Carolina with their 7-on-7 football team.

The group was on their way down to Florida and was at a restaurant when an argument occurred with a stranger who then pulled out a gun.

Turner was killed and Foster, who was next to him, says a bullet narrowly missed his own head.

The trauma from that night narrowed Foster's focus and he threw himself in to working out for football to keep his mind off of it.

"I felt like I was covered ... through the blessing of God," Foster told ESPN. "It could have been anyone."

It wasn't the only time Foster was seemingly given a second chance at life because he was also hit by a car while on his dirt bike in 2017 and had to receive 27 stitches in his back.

## PERSONAL

Born May 7, 1994 in Monaca, Pennsylvania, Robert is the son of Robert Foster II and Sherrice Clements. Foster has four older brothers. He studied health communications and graduated from the University of Alabama.



@IAMROBERTFOSTER



## ROBERT FOSTER - NFL REGULAR SEASON STATISTICS

				RECEIVING					RUSHING				
DATE	TEAM	GP	GS	NO.	YDS	AVG	LG	TD	NO.	YDS	AVG.	LG	TD
2018	Bills	2	0	2	30	15.0	19	0	0	0	0.0	0	0
TOTALS		2	0	2	30	15.0	19	0	0	0	0.0	0	0

## ROBERT FOSTER - NFL REGULAR SEASON RETURN STATISTICS

				KICKOFF RETURNS					PUNT RETURNS				
DATE	TEAM	RET.	YDS.	AVG.	LG	TD	NO.	FC	YDS	AVG	LG	TD	
2018	Bills	0	0	0.0	0	0	0	0	0	0.0	0	0	
TOTALS		0	0	0.0	0	0	0	0	0	0.0	0	0	

## SINGLE-GAME HIGHS: RUSHING/RECEIVING

**Receptions** 1 vs. Los Angeles Chargers, Sep 16, 2018

**Longest Receptions** 11 vs. Los Angeles Chargers, Sep 16, 2018

**Receiving Yards** 11 vs. Los Angeles Chargers, Sep 16, 2018

## 2018 GAME-BY-GAME REGULAR SEASON STATISTICS (BILLS)

			RECEIVING				RUSHING					
DATE	OPPONENT	P/S	NO	YDS	LG	TD	ATT	YDS	LG	TD	W/L	SCORE
09/09	at Ravens	P	0	0	0	0	0	0	0	0	L	3-47
09/16	CHARGERS	P	2	30	19	0	0	0	0	0	L	20-31
2018 TOTALS		2-0	2	30	19	0	0	0	0	0	0-2	

# 28 CB PHILLIP GAINES



6-0 193 5<sup>TH</sup> YEAR

APRIL 4, 1991 (AGE 27)

CONVERSE, TEXAS

JUDSON HIGH SCHOOL

RICE

ACQUIRED 2018

Signed with the Bills via free agency on March 29, 2018.

## SHOUTOUTS

- Was a two-time All-Conference USA selection while in college.
- Set a career-high 44 tackles in 2016 for the Chiefs.
- Was the first player drafted from Rice since Cornelius Walker was drafted in the third round of the 1975 draft and is the seventh overall player to be drafted out of Rice.

## THE STAMPEDE

**Welcome to the NFL moment?**

First NFL training camp with the Kansas City Chiefs

**If you could play another position?**

Punter

**Favorite sports memory as a fan?**

Watching Barry Sanders

**Biggest obstacle overcome?**

An ACL injury in 2015

**Top bucket list item?**

To go to outerspace



## FIRST-AND-10

**PHILLIP GAINES** joins the Bills after spending four seasons with the Kansas City Chiefs. Gaines originally entered the NFL as a Chiefs third round pick (87th overall) in the 2014 draft. Gaines played in 51 games during his four years at Rice, going on to establish the Owls school record for passes defended with 38.

## IF YOU HAVEN'T 'HERD'

### MILITARY ROOTS

Phillip Gaines has a special connection to the NFL's Salute to Service cause, as he grew up in a military home.

Gaines' parents are U.S. Air Force veterans and he was born on the Hanscom Air Base in Massachusetts. Growing up, he moved from base to base, living in Massachusetts, Italy and San Antonio.

"I thought the coolest thing about being around the military was getting to travel and see different places," Gaines said. "I was born on the East coast, moved to Italy, and then moved to Texas. I got to see a lot before some people got to move out their state."

While Gaines has described himself as someone who is chill and likes to lay low, his military upbringing allowed him to develop into a quiet leader and have confidence in his abilities.

## PERSONAL

Phillip is the son of Master Sgt. Bill Gaines and Senior Master Sgt. Susan McFarland. He has one older brother, William. While at Rice, Gaines majored in economics. He played at Rice from 2009-2013 before leaving for the NFL.



## PHILLIP GAINES - NFL REGULAR SEASON STATISTICS

		TACKLES										INTERCEPTIONS					FUMBLES			ST					MISC		
DATE	TEAM	GP	GS	TK	S	A	TFL	YDS	SK	YDS	QBH	NO	YDS	LG	TD	PD	FF	FR	YDS	TK	S	A	FF	FR	S	A	
2014	Chiefs	13	5	17	17	0	2	5	0.0	0.0	1	0	0	0	0	4	0	0	0	3	3	0	0	0	0	0	0
2015	Chiefs	3	3	6	5	1	0	0	0.0	0.0	0	0	0	0	0	0	0	0	0	0	0	0	0	0	0	0	
2016	Chiefs	11	5	43	41	2	1	3	0.0	0.0	0	1	0	0	0	7	2	0	0	1	1	0	0	0	0	0	
2017	Chiefs	14	3	30	23	7	3	3	0.0	0.0	0	0	0	0	0	3	0	0	0	0	0	0	0	0	0	0	
2018	Bills	2	2	5	4	1	0	0	0.0	0.0	0	0	0	0	0	1	0	0	0	0	0	0	0	0	0	0	
<b>TOTALS</b>		<b>43</b>	<b>18</b>	<b>101</b>	<b>90</b>	<b>11</b>	<b>6</b>	<b>11</b>	<b>0.0</b>	<b>0.0</b>	<b>1</b>	<b>1</b>	<b>0</b>	<b>0</b>	<b>0</b>	<b>15</b>	<b>2</b>	<b>0</b>	<b>0</b>	<b>4</b>	<b>4</b>	<b>0</b>	<b>0</b>	<b>0</b>	<b>0</b>	<b>0</b>	

## PHILLIP GAINES - NFL POSTSEASON STATISTICS

		TACKLES										INTERCEPTIONS					FUMBLES			ST					MISC	
DATE	TEAM	GP	GS	TK	S	A	TFL	YDS	SK	YDS	QBH	NO	YDS	LG	TD	PD	FF	FR	YDS	TK	S	A	FF	FR	S	A
2015	Chiefs	0	0	0	0	0	0	0	0.0	0.0	0	0	0	0	0	0	0	0	0	0	0	0	0	0	0	0
2016	Chiefs	1	0	0	0	0	0	0	0.0	0.0	0	0	0	0	0	0	0	0	0	0	0	0	0	0	0	0
2017	Chiefs	0	0	0	0	0	0	0	0.0	0.0	0	0	0	0	0	0	0	0	0	0	0	0	0	0	0	0
<b>TOTALS</b>		<b>1</b>	<b>0</b>	<b>0</b>	<b>0</b>	<b>0</b>	<b>0</b>	<b>0</b>	<b>0.0</b>	<b>0.0</b>	<b>0</b>	<b>0</b>	<b>0</b>	<b>0</b>	<b>0</b>	<b>0</b>	<b>0</b>	<b>0</b>	<b>0</b>	<b>0</b>	<b>0</b>	<b>0</b>	<b>0</b>	<b>0</b>	<b>0</b>	<b>0</b>

## SINGLE-GAME HIGHS: DEFENSIVE

**Total Tackles** 7 vs. Jacksonville Jaguars, Nov 06, 2016  
**Passes Defensed** 3 at Denver Broncos, Nov 27, 2016  
**Forced Fumbles** 1 vs. Jacksonville Jaguars, Nov 06, 2016

**Tackles For Loss** 1 at Denver Broncos, Dec 31, 2017  
**Interceptions** 1 at Indianapolis Colts, Oct 30, 2016  
**Special Teams Tackles** 2 at Miami Dolphins, Sep 21, 2014

## 2018 GAME-BY-GAME REGULAR SEASON STATISTICS (BILLS)

		TACKLES										INTERCEPTIONS					FUMBLES			ST					MISC	
DATE	OPP	TK	S	A	SK	YDS	TFL	YDS	QBH	NO	YDS	LG	TD	PD	FF	FR	YDS	TK	S	A	FF	FR	S	A	W/L	SCORE
09/09	at Ravens	S	4	3	1	0.0	0.0	0	0	0	0	0	0	1	0	0	0	0	0	0	0	0	0	0	L	3-47
09/16	CHARGERS	S	1	1	0	0.0	0.0	0	0	0	0	0	0	0	0	0	0	0	0	0	0	0	0	0	L	20-31
<b>2018 TOTALS</b>		<b>2-2</b>	<b>5</b>	<b>4</b>	<b>1</b>	<b>0.0</b>	<b>0.0</b>	<b>0</b>	<b>0</b>	<b>0</b>	<b>0</b>	<b>0</b>	<b>0</b>	<b>1</b>	<b>0</b>	<b>0</b>	<b>0</b>	<b>0</b>	<b>0</b>	<b>0</b>	<b>0</b>	<b>0</b>	<b>0</b>	<b>0</b>	<b>0-2</b>	

72

C

RYAN  
GROY

6-5

320

5<sup>TH</sup> YEAR

SEPTEMBER 30, 1990 (AGE 27)



MIDDLETON, WISCONSIN



MIDDLETON HIGH SCHOOL



WISCONSIN

ACQUIRED 2015

Signed with the Bills as a free agent on November 25, 2015.

## SHOUTOUTS

- Has appeared in every game for the Bills since the start of 2016.
- After redshirting the 2009 season, Groy played in 54 consecutive games for the Wisconsin Badgers from 2010 through 2013. That marked a school record.

## THE STAMPEDE

**Who do you try and model your game after?**

Matt Slauson, who I got to play with in Chicago

**Best player you've lined up against?**

Ndamukong Suh

**One thing people do not know?**

I'm a very good downhill skier

**If you could have dinner with any one person?**

Brett Favre

**Who has had the biggest influence on your career?**

My dad



## FIRST-AND-10

**RYAN GROY** joined the Bills in 2015 after spending earlier portions of the season with the Tampa Bay Buccaneers and New England Patriots. Groy originally entered the NFL in 2014 as a UDFA with the Chicago Bears.

## IF YOU HAVEN'T 'HERD'

## BORN TO BE A BADGER

With Camp Randall Stadium, the home of the Wisconsin Badgers, being less than a 20 minute drive from Groy's hometown of Middleton, Wisconsin, it is no wonder that Groy was always destined to play his college ball for the Badgers.

However long before he was seen taking the field on Saturdays, a 12-year-old Groy was finding his way into games by selling soda pop and bottled water.

"I loved selling pop at the games," Groy told the Buffalo News. "I wanted to watch football, and I didn't have money to buy tickets. It was an awesome experience. I made a little money, and it built my love for UW football so much more."

Groy went on to leave his mark on the Badgers during his time at Wisconsin by appearing in a school record 54 games.

## PERSONAL

Ryan is the son of the late Doug Groy and Kelly Baker. Ryan and his wife Sara (formerly Stodola) reside in Madison, Wisconsin in the offseason. Ryan and Sara have a daughter, Marlee. Ryan graduated from Wisconsin after majoring in agricultural business.

## GAMES PLAYED/STARTED

2014 (Chi, 4/3), 2015 (Buf, 4/0), 2016 (Buf, 16/7), 2017 (Buf, 16/1), 2018 (Buf, 2/2)  
... Regular Season Totals: (42/13). Playoffs: 2017 (Buf, 1/0)

@DISGROYER79

@GROY79

4

K

STEPHEN  
HAUSCHKA6-4 210 11<sup>TH</sup> YEAR 

JUNE 29, 1985 (AGE 33)



NEEDHAM, MASSACHUSETTS



NEEDHAM HIGH SCHOOL



NC STATE UNIVERSITY

ACQUIRED 2017

Joined the Bills via free agency on  
March 9, 2017.

## SHOUTOUTS

- In 133 career games, Hauschka has made 220 field goals from 252 attempts, with his percentage of field goals made at 87.3%.
- Recorded a 56-yard field goal last season with the Bills, his longest since he made a 58-yard with the Seahawks in 2014.
- Named AFC Special Teams Player of the Week during Week 3 and Week 4 of the 2017 season.
- Over the course of his career, Hauschka has accounted for 960 total kicking points.
- Was the first kicker in NFL history with consecutive games with multiple 53-plus yard field goals.
- Holds the NFL record for most consecutive field goals made from 50 yards or further at 13.
- Made a career high five field goals in 2011 versus Baltimore while with the Seahawks.
- Has played in every game for each of the past seven seasons and won Super Bowl XLVIII with Seattle.



## FIRST-AND-10

**STEPHEN HAUSCHKA** joined the Buffalo Bills after spending time with six NFL teams, most recently with the Seattle Seahawks. Hauschka entered the league when he signed as an undrafted free agent with the Minnesota Vikings in 2008. Before joining the league, Hauschka played his collegiate career at Middlebury College and North Carolina State University.

## IF YOU HAVEN'T 'HERD'

## LATE TO THE GAME

Stephen Hauschka was 19-years old before he took his first snap on the football field. Hauschka joined the football team at Middlebury College his sophomore year after playing soccer and lacrosse earlier in his career. He set school records for field goals made in a season and a career.

He then transferred to North Carolina State for his final year of eligibility, where he led the ACC with an 88.9 field goal percentage. In 2008, he signed with the Minnesota Vikings as an undrafted free agent. He became the first NFL player produced by Middlebury since 1926. Since then, Hauschka has played for six different NFL teams, acquiring a Super Bowl win with the Seattle Seahawks during that time.

## PERSONAL

Stephen Hauschka is married to his wife Lindsey, and the two of them are parents to son Jones. They have two dogs: a pug chihuahua and an Australian Shepard poodle mix. Hauschka graduated with a degree in Neuroscience from Middlebury College, where he also played soccer and lacrosse.

 @STEPHENHAUSCKA4

 @STEPHENHAUSCHKA4





## IF YOU HAVEN'T 'HERD'



## A DIFFERENT CAREER

Stephen Hauschka's football career almost never materialized. After college, he had a choice to make: attend dental school or continue to pursue a career in football. Going into dentistry would have made sense, as his mother Barbara is a dentist. Though accepted into dental school, he chose the latter.

"I applied to dental school and I had to decide whether to try to keep playing football or go to dental school. I obviously chose football."



## AMBITION IN THE FAMILY

Hauschka and his wife, Lindsey, met while they were both attending Middlebury College. While Hauschka excelled on the field, he was accomplished off the field as well, completing a degree in Neuroscience. Lindsey would complete her degree at the same time, before heading off to law school at Boston College. The two know the importance of staying in school and have found great success in their pursuits. "He did a program through the NFL at Harvard Business School and he really enjoyed it."

THE  
STAMPEDE

## SOURCE OF MOTIVATION:

Be the best version of me

## FAVORITE MUSICAL ARTIST:

Jack Johnson

## FIRST JOB:

Soccer referee

BIGGEST OBSTACLE YOU'VE  
HAD TO OVERCOME:

Playing the NFL at 22 with only four years of experience

## PROUDEST ACHIEVEMENT:

Starting a family

## BEST ADVICE GIVEN:

Meditate in the morning

## HOBBIES:

Golfing and gardening

## FAVORITE MOVIE:

Shawshank Redemption

FAVORITE SPORTS MEMORY  
AS A FAN:

Watching the USA men's soccer team beat Portugal in the 2014 World Cup in Brazil

## CHILDHOOD SPORTS IDOL:

Tiger Woods

MOST MEMORABLE GAME  
YOU'VE BEEN A PART OF:

Super Bowl XLVIII

## FAVORITE TV SHOW:

Game of Thrones

## FAVORITE WARM-UP SONG:

Washing Dishes by Jack Johnson

## BUCKET LIST ITEM:

Hike to see the gorillas in Rwanda

IF YOU COULD PLAY  
ANOTHER SPORT:

Golf

IF YOU COULD PLAY  
ANOTHER POSITION:

Punter

## PRE-GAME RITUALS:

Visualization and pilates warm up

## FAVORITE MEAL:

Alaskan King Salmon



## STEPHEN HAUSCHKA - NFL REGULAR SEASON STATISTICS

DATE	TEAM	GP	FGM	FGA	PCT.	LG	XP	XPA	PCT.	BLK	PTS
2008	Ravens	8	1	2	50.0	54	0	0	0.0	0	3
2009	Ravens	9	9	13	69.2	44	27	28	96.4	0	54
2009	Falcons	0	0	0	0.0	0	0	0	0.0	0	0
2010	Broncos	4	6	7	85.7	46	10	10	100.0	0	28
2011	Seahawks	16	25	30	83.3	52	34	34	100.0	2	109
2012	Seahawks	16	24	27	88.9	52	46	48	95.8	1	118
2013	Seahawks	16	33	35	94.3	53	44	44	100.0	1	143
2014	Seahawks	16	31	37	83.8	58	41	41	100.0	2	134
2015	Seahawks	16	29	31	93.5	54	40	44	90.9	1	127
2016	Seahawks	16	33	37	89.2	53	29	35	82.9	1	128
2017	Bills	16	29	33	87.9	56	29	29	100.0	0	116
2018	Bills	2	3	4	75.0	43	2	2	100.0	0	11
<b>TOTALS</b>		<b>135</b>	<b>223</b>	<b>256</b>	<b>87.1</b>	<b>58</b>	<b>302</b>	<b>315</b>	<b>95.9</b>	<b>8</b>	<b>971</b>

## STEPHEN HAUSCHKA - NFL POSTSEASON STATISTICS

DATE	TEAM	GP	FGM	FGA	PCT.	LG	XP	XPA	PCT.	BLK	PTS
2008	Ravens	3	0	0	0.0	0	0	0	0.0	0	0
2012	Seahawks	1	3	3	100.0	32	1	1	100.0	0	10
2013	Seahawks	3	8	8	100.0	49	9	9	100.0	0	33
2014	Seahawks	3	2	2	100.0	37	9	9	100.0	0	15
2015	Seahawks	2	2	3	66.7	46	4	4	100.0	0	10
2016	Seahawks	2	4	4	100.0	43	4	5	80.0	0	16
2017	Bills	1	1	1	100.0	31	0	0	0.0	0	3
<b>TOTALS</b>		<b>15</b>	<b>20</b>	<b>21</b>	<b>95.2</b>	<b>49</b>	<b>27</b>	<b>28</b>	<b>96.4</b>	<b>0</b>	<b>87</b>

## REGULAR SEASON FIELD-GOAL ACCURACY

DATE	TEAM	1-19	PCT.	20-29	PCT.	30-39	PCT.	40-49	PCT.	50+	PCT.
2008	Ravens	0-0	0.0	0-0	0.0	0-0	0.0	0-0	0.0	1-2	50.0
2009	Ravens	0-0	0.0	1-1	100.0	5-7	71.4	3-5	60.0	0-0	0.0
2009	Falcons	0-0	0.0	0-0	0.0	0-0	0.0	0-0	0.0	0-0	0.0
2010	Broncos	0-0	0.0	1-1	100.0	3-3	100.0	2-3	66.7	0-0	0.0
2011	Seahawks	2-2	100.0	5-6	83.3	9-10	90.0	7-8	87.5	2-4	50.0
2012	Seahawks	1-1	100.0	7-7	100.0	10-10	100.0	5-5	100.0	1-4	25.0
2013	Seahawks	0-0	0.0	10-11	90.9	9-9	100.0	11-12	91.7	3-3	100.0
2014	Seahawks	0-0	0.0	10-10	100.0	10-10	100.0	9-13	69.2	2-4	50.0
2015	Seahawks	0-0	0.0	9-9	100.0	7-7	100.0	7-9	77.8	6-6	100.0
2016	Seahawks	0-0	0.0	11-13	84.6	13-13	100.0	8-10	80.0	1-1	100.0
2017	Bills	0-0	0.0	6-6	100.0	9-9	100.0	7-9	77.8	7-9	77.8
2018	Bills	0-0	0.0	0-0	0.0	1-1	100.0	2-2	100.0	0-1	0.0
<b>TOTALS</b>		<b>3-3</b>	<b>100.0</b>	<b>60-64</b>	<b>93.8</b>	<b>76-79</b>	<b>96.2</b>	<b>61-76</b>	<b>80.3</b>	<b>23-34</b>	<b>67.6</b>

4

K

STEPHEN  
HAUSCHKA

## SINGLE-GAME HIGHS: KICKER

**Field Goals Made** 5 vs. Baltimore Ravens, Nov 13, 2011  
**Field Goal Attempts** 5 vs. Arizona Cardinals, Nov 23, 2014  
**Longest Field Goals Made** 58 at Carolina Panthers, Oct 26, 2014

**PATs Made** 7 vs. Arizona Cardinals, Dec 09, 2012  
**PAT Attempts** 7 vs. Arizona Cardinals, Dec 09, 2012  
**Points** 16 vs. Carolina Panthers, Dec 04, 2016

## 2018 GAME-BY-GAME REGULAR SEASON STATISTICS (BILLS)

DATE	OPPONENT		FIELD GOALS				EXTRA POINTS					PTS	W/L	SCORE
			FGM	FGA	PCT	LG	XP	XPA	PCT	BLK				
09/09	at Ravens	P	1	2	50.0	35	0	0	0.0	0	3	L	3-47	
09/16	CHARGERS	P	2	2	100.0	43	2	2	100.0	0	8	L	20-31	
2018 TOTALS		2	3	4	75.0	43	2	2	100.0	0	11	0-2		

# 18 WR ANDRE HOLMES



6-4 210 7<sup>TH</sup> YEAR

JUNE 16, 1988 (AGE 30)



HOFFMAN ESTATES, ILLINOIS



JAMES B. CONANT HS



HILLSDALE

ACQUIRED 2017

Signed as a free agent by the Bills on March 18, 2017.

## SHOUTOUTS

- Posted three touchdown catches for the Bills in 2017.
- Set career highs with the Raiders in 2014 with 47 catches, 693 yards and four touchdowns.
- Grabbed a career-long, 77-yard touchdown pass from Derek Carr vs. San Diego in 2014.
- Caught a touchdown pass in his only career playoff game at Houston (1/7/17). It was a 8-yard catch from Connor Cook.
- Inducted into the Hillsdale College Athletic Hall of Fame in 2018.
- In his final season at Hillsdale in 2010, set single-season school records for receptions (104), and receiving yards (1,368), and caught 11 touchdown passes.



## FIRST-AND-10

**ANDRE HOLMES** is in his second year in Buffalo and his 7th in the NFL after signing a three-year contract with the Bills in 2017. Holmes provides size and depth at the wide receiver position and on special teams. He entered the NFL as an undrafted free agent with the Vikings from Division II Hillsdale College. After stints with Minnesota, Dallas and New England early in his career, Holmes finally made his mark in Oakland, playing four seasons with the Raiders (2013-16).

## IF YOU HAVEN'T 'HERD'

### UNLIKELY ROUTE

Holmes is an example of perseverance. He did not play much football in high school. Division II Hillsdale was the only school to offer him a scholarship. In the NFLPA Bowl game in 2011, he "didn't know how to get off press coverage and got destroyed. Going against Division I athletes was a new experience." It all worked out well.

### SPECIAL MENTALITY

It is no accident Holmes is one of the most productive special teamers on the team. "I take a lot of pride on playing special teams. That's how I got on the field early in my career. A special teams play starts every series. It sets the tone."

### UNIQUE EYE TRAINING

Uses Senaptec Strobe goggles to "recalibrate" his eyes before each game.

## PERSONAL

He and his wife, Diana, have two sons, Micah and Kai. The son of Kevin and Mary Holmes. His father played 13 years of professional basketball in Europe. Has two brothers and two sisters. Earned a degree in physical education.



## IF YOU HAVEN'T 'HERD'



## LATE BLOOMER

Holmes (pictured above with other inductees in the Hillsdale College Hall of Fame) started playing football as a 170 pounder in high school. "I have always felt I was behind the curve in sports growing up. Whether I was too slow, too skinny, or played at a small college, I always felt I had something to prove. And the fear of failure always motivated me."

He heeded the advice from his college offensive coordinator Barry Fagan. "There was a moment after my redshirt freshman year, where I had to fill out a form listing goals. I left the part about long-term goals empty and my coach said if I stay committed to the weight room and the classroom, anything is possible. And he was always on me. He was on me every part of practice. He worked me hard."

THE  
STAMPEDEDREAM JOB OUTSIDE OF  
FOOTBALL:

Sports psychologist

FAVORITE SPORTS JERSEY  
OWNED AS A KID:

Michael Jordan Bulls

## FAVORITE MEAL:

Steak with mushroom sauce

IF YOU COULD HAVE ONE  
SUPERPOWER:

The intelligence and inventiveness of Batman

MOST UNIQUE THING  
ORDERED ONLINE:

A Michael Jordan poster of his game-winning shot to beat the Utah Jazz in the NBA Finals. It's for our sports-themed basement in Chicago.

## CHILDHOOD SPORTS IDOL:

Michael Jordan



## FAVORITE TV SHOW:

Breaking Bad

FAVORITE BUFFALO-AREA  
RESTAURANT:

Gabriel's Gate for wings

IF YOU COULD PLAY ANY  
OTHER SPORT:

Soccer for team USA

HOBBIES IN YOUR SPARE  
TIME:

Golf and video games

## HIDDEN TALENT:

Cooking

## FAVORITE MUSICAL ARTIST:

Kendrick Lamar

## TURNING POINT

Barely played on his high school varsity team until his senior. In fact, he thought about giving up football altogether and play soccer. He continued to play as a senior and after a 0-4 start, he became very frustrated again playing wide receiver in an offense that was geared toward running.

"My father told me after that fourth game that I wasn't doing enough to help the team. And I thought, we are not throwing the ball. How can I be more helpful? My father talked about blocking better. And the next game, I took that advice to heart. My blocks sprung two long touchdown runs, I made two tackles on special teams and we won the game. That was a turning point for me and I ended up getting a college scholarship."



## ANDRE HOLMES - NFL REGULAR SEASON STATISTICS

DATE	TEAM	GP	GS	RECEIVING					RUSHING				
				NO.	YDS	AVG	LG	TD	NO.	YDS.	AVG.	LG	TD
2011	Cowboys	0	0	0	0	0.0	0	0	0	0	0.0	0	0
2012	Cowboys	7	0	2	11	5.5	7	0	0	0	0.0	0	0
2013	Raiders	10	4	25	431	17.2	40	1	0	0	0.0	0	0
2014	Raiders	16	13	47	693	14.7	77†	4	0	0	0.0	0	0
2015	Raiders	16	1	14	201	14.4	49†	4	0	0	0.0	0	0
2016	Raiders	16	2	14	126	9.0	23	3	0	0	0.0	0	0
2017	Bills	14	2	13	120	9.2	36	3	0	0	0.0	0	0
2018	Bills	2	0	1	14	14.0	14	0	0	0	0.0	0	0
<b>TOTALS</b>		<b>81</b>	<b>22</b>	<b>116</b>	<b>1,596</b>	<b>13.8</b>	<b>77†</b>	<b>15</b>	<b>0</b>	<b>0</b>	<b>0.0</b>	<b>0</b>	<b>0</b>

## ANDRE HOLMES - NFL POSTSEASON STATISTICS

DATE	TEAM	GP	GS	RECEIVING					RUSHING				
				NO.	YDS	AVG	LG	TD	NO.	YDS.	AVG.	LG	TD
2016	Raiders	1	0	4	50	12.5	20	1	0	0	0.0	0	0
<b>TOTALS</b>		<b>1</b>	<b>0</b>	<b>4</b>	<b>50</b>	<b>12.5</b>	<b>20</b>	<b>1</b>	<b>0</b>	<b>0</b>	<b>0.0</b>	<b>0</b>	<b>0</b>

## 2018 GAME-BY-GAME REGULAR SEASON STATISTICS (BILLS)

DATE	OPPONENT	P/S	RECEIVING					RUSHING					W/L	SCORE
			NO	YDS	LG	TD	ATT	YDS	LG	TD				
09/09	at Ravens	P	1	14	14	0	0	0	0	0	0	L	3-47	
09/16	CHARGERS	P	0	0	0	0	0	0	0	0	0	L	20-31	
<b>2018 TOTALS</b>		<b>2-0</b>	<b>1</b>	<b>14</b>	<b>14</b>	<b>0</b>	<b>0</b>	<b>0</b>	<b>0</b>	<b>0</b>	<b>0</b>	<b>0-2</b>		

# 55 DE JERRY HUGHES



6-2 254 9<sup>TH</sup> YEAR

AUGUST 13, 1988 (AGE 29)

SUGAR LAND, TEXAS

STEPHEN F. AUSTIN HS

**TCU**  
TEXAS CHRISTIAN  
UNIVERSITY

**ACQUIRED 2013**

Acquired by the Bills via a trade with the Indianapolis Colts in 2013.

## SHOUTOUTS

- In the Bills 2018 season opener, appeared his 100th consecutive game.
- Since joining the Bills in 2013, Hughes leads all Buffalo pass rushers with 36 sacks.
- Hughes started his Bills career on a tear, piling up back-to-back double digit sacks seasons in 2013 and 2014. Hughes is one of just four pass rushers in franchise history to record consecutive double digit sack seasons, joining: Bruce Smith (1986-1990, 1992-1998), Aaron Schobel (2005-2006) and Mario Williams (2012-2014).
- Hughes tied with DE Shaq Lawson for the Bills 2018 sack lead with four.
- Hughes ranked second on the Bills in sacks in 2016 after racking up six quarterback takedowns.
- Hughes showed that his abilities aren't limited to the football field in 2017, as he won LeSean McCoy's Shades of Greatness home run derby fundraiser. Hughes hit five dingers in the final round to be named champion.



## FIRST-AND-10

**JERRY HUGHES** is entering his sixth season with the Bills in 2018. Acquired via trade by the Bills from the Indianapolis Colts in 2013, Hughes originally entered the NFL as a first round draft choice (31st overall) of the Colts out of TCU. A dynamic pass rusher, Hughes has registered a team-high 35 sacks since 2013.

## IF YOU HAVEN'T 'HERD'

### HELLO HOUSTON

A native of the Houston-area, Hughes stepped up in a big way following Hurricane Harvey in 2017.

Via his Instagram, Hughes announced: Fellow Houstonians and Bills Mafia: What is happening in my home city of Houston is completely devastating and heart wrenching. Watching this crisis from so far away I feel helpless and I want to do whatever I can to help the victims impacted by this tragedy. I will be donating \$50,000 to Mayor Sylvester Turner's Hurricane Harvey Relief Fund. Additionally I will give \$5,000 for each sack I record. I hope and pray my teammates, friends, and fans will join me in making a donation as well. Thank you all for your support!

By season's end, Hughes donated a grand total of \$70,000 to the recovery efforts.

## PERSONAL

Born August 13, 1988 in Sugar Land, Texas Jerry is the son of Jerry Sr. & Pam Hughes. Jerry is married to the former Meghan Robinson and has a son, J.R., and a daughter, Hayden. Jerry graduated from TCU with a major in Communications.



## IF YOU HAVEN'T 'HERD'



### TEXAS TEA

In 2015, Hughes teamed up with Demi Lovato, Robert Griffin III & Brian Orakpo to introduce Texas Tea. D.B. Miller, Inc., an Austin-based company, which produces the uniquely Texas beverage lines. All Natural Texas Tea® blends organic white, green, and black tea from India and China with the most flavorful of local ingredients – Rio Red Grapefruit, TX wildflower raw honey, Brownsboro blueberries, Fredericksburg peaches, Poteet strawberries, Dove Creek mint, Pecos cantaloupes, & Imperial Pure Cane Sugar from Sugar Land, TX.



### A SPECIAL GUEST

Hughes surprised his wife Meghan during their wedding in 2015 by inviting Grammy Award winning R&B singer-songwriter Anthony Hamilton to sing “Can’t Let Go” for the couple’s first dance.

Hughes posted the moment on Instagram. The video includes the couple’s DJ failing to play the song on several attempts before Hamilton emerges with a live rendition.

## THE STAMPEDE

### BEST OPPOSING PLAYER:

Tom Brady

### MOST MEMORABLE GAME:

Fiesta Bowl vs. Boise State

### PET PEEVE:

Clutter

### FAVORITE NFL MOMENT:

Beating the Dolphins in Miami and then going on to play in the Bills first playoff game since 1999

### FIRST MOVIE:

Training Day

### GO TO KARAOKE SONG:

Remember The Time by Michael Jackson

### BEST CONCERT:

Drake in Buffalo (2015)

### FAVORITE RESTAURANT:

SEAR Steakhouse, O.P. Social, Duke’s Bohemian

### DREAM JOB OUTSIDE OF SPORTS:

To be a photographer for the Discovery Channel

### CHILDHOOD SPORTS IDOL:

Michael Jordan



### NUMBER ONE BUCKET LIST ITEM:

To go into a shark tank

### PETS:

Two dogs, a huskey and a german shepard

### HIDDEN TALENT:

Baseball

### BUCKET CAREER OBSTACLE:

Switching from RB to DE at TCU

### IF YOU COULD PLAY ANOTHER SPORT:

Third base for the Astros

### DREAM JOB:

Owning a Chic-Fil-A

### FAVORITE TEAMS/PLAYERS:

Houston Rockets and Hakeem Olajuwon

### SOURCE OF MOTIVATION:

To win a championship and hold up the Lombardi





# 50 LB RAMON HUMBER



5-11 222 10<sup>TH</sup> YEAR 

AUGUST 10, 1987 (AGE 30)



MINNEAPOLIS, MINNESOTA



CHAMPLIN PARK HIGH SCHOOL



NORTH DAKOTA STATE UNIVERSITY

ACQUIRED 2016

Came to the Bills via free agency on August 31, 2016.

## SHOUTOUTS

- Finished the 2017 season with a career-high 83 tackles, while also registering 1.0 sacks for 8 yards.
- Started in his second career playoff game against the Jaguars, where he earned 6 tackles and 1 tackle for loss.
- Had 1 pass defended in the 2017 season, along with 1 forced fumble.

## THE STAMPEDE

### When did you start playing football?

Was only four years old, playing Pop Warner in Brooklyn Park, Minnesota

### Favorite musical artist?

Kendrick Lamar

### Most memorable game you've played in?

Beating Minnesota in junior year of college in front of 63,000 people

### Who is your all-time favorite linebacker?

Ray Lewis

### Favorite movie?

Reservoir Dogs



## FIRST-AND-10

**RAMON HUMBER** joined the Bills in 2016 after stints with the Indianapolis Colts, New Orleans Saints and New England Patriots. The linebacker came into the league as an undrafted free agent signed by the Colts. He also played five seasons with New Orleans from 2010-15.

## IF YOU HAVEN'T 'HERD'

### GRADUATION

Humber attended North Dakota State University (NDSU), where he started in 22 of 32 games he played in during his college career. Following his time with NDSU, Humber signed with the Colts as an undrafted free agent in 2010. Now entering his 10th season in the NFL, the seasoned pro recently decided to complete the coursework he needed to get his degree. Diligent and hardworking, Humber was able to balance his football schedule with his studies to earn a Bachelor of University Studies degree from his alma mater during the 2018 offseason.

### BILLS CONNECTION

Bills safeties coach Bobby Babich is also an alumni of the North Dakota State. Babich played cornerback, while Humber played linebacker for the Bisons. The two overlapped in 2005, during Babich's senior season and Humber's freshman campaign. North Dakota State finished 7-4 in 2005, with a runner-up conference honor, under third-year head coach Craig Bohl.

## PERSONAL

Born August 10, 1987 in Minneapolis, Minnesota. Ramon is the son of Ramon and Vernell Humber. Humber and his wife Holli have a daughter, Meila.

# 50 LB RAMON HUMBER



## RAMON HUMBER - NFL REGULAR SEASON STATISTICS

DATE	TEAM	GP	GS	TACKLES								INTERCEPTIONS					FUMBLES			ST					MISC		
				TK	S	A	TFL	YDS	SK	YDS	QBH	NO	YDS	LG	TD	PD	FF	FR	YDS	TK	S	A	FF	FR	S	A	
2009	Colts	16	2	18	14	4	1	0	0.0	0.0	0	0	0	0	0	0	0	0	0	0	14	13	1	1	0	0	0
2010	Colts	2	0	0	0	0	0	0	0.0	0.0	0	0	0	0	0	0	0	0	0	0	2	1	1	0	0	0	0
2010	Saints	3	0	0	0	0	0	0	0.0	0.0	0	0	0	0	0	0	0	0	0	0	2	2	0	0	0	0	0
2011	Saints	13	3	17	11	6	2	7	1.0	7.0	2	0	0	0	0	1	0	0	0	5	5	0	0	0	0	0	0
2012	Saints	13	0	0	0	0	0	0	0.0	0.0	0	0	0	0	0	0	0	0	0	12	10	2	0	0	0	0	0
2013	Saints	16	3	22	12	10	2	2	0.5	3.5	2	0	0	0	0	1	0	0	0	7	6	1	0	0	0	0	0
2014	Saints	15	6	43	31	12	2	9	1.0	7.0	2	0	0	0	0	1	0	0	0	7	7	0	0	0	0	0	0
2015	Saints	14	4	41	23	18	2	8	1.0	5.0	2	0	0	0	0	1	0	0	0	6	6	0	0	0	0	0	0
2016	Bills	16	1	5	5	0	0	0	0.0	0.0	0	0	0	0	0	0	0	0	0	12	10	2	0	0	0	0	0
2017	Bills	13	9	83	56	27	8	19	1.0	8.0	4	0	0	0	0	1	1	0	0	6	4	2	0	0	0	0	0
2018	Bills	2	0	2	2	0	0	0	0.0	0.0	0	0	0	0	0	0	0	0	0	1	1	0	0	0	0	0	0
<b>TOTALS</b>		<b>123</b>	<b>28</b>	<b>231</b>	<b>154</b>	<b>77</b>	<b>17</b>	<b>45</b>	<b>4.5</b>	<b>30.5</b>	<b>12</b>	<b>0</b>	<b>0</b>	<b>0</b>	<b>0</b>	<b>5</b>	<b>1</b>	<b>0</b>	<b>0</b>	<b>74</b>	<b>65</b>	<b>9</b>	<b>1</b>	<b>0</b>	<b>0</b>	<b>0</b>	<b>0</b>

## RAMON HUMBER - NFL POSTSEASON STATISTICS

DATE	TEAM	GP	GS	TACKLES								INTERCEPTIONS					FUMBLES			ST					MISC			
				TK	S	A	TFL	YDS	SK	YDS	QBH	NO	YDS	LG	TD	PD	FF	FR	YDS	TK	S	A	FF	FR	S	A		
2009	Colts	3	0	0	0	0	0	0	0.0	0.0	0	0	0	0	0	0	0	0	0	2	2	0	0	0	0	0	0	0
2010	Saints	1	0	0	0	0	0	0	0.0	0.0	0	0	0	0	0	0	0	0	0	2	2	0	0	0	0	0	0	0
2011	Saints	2	0	0	0	0	0	0	0.0	0.0	0	0	0	0	0	0	0	0	0	1	1	0	0	0	0	0	0	0
2013	Saints	2	1	4	2	2	0	0	0.0	0.0	0	0	0	0	0	0	0	0	0	1	1	0	0	0	0	0	0	0
2017	Bills	1	1	6	3	3	1	7	0.0	0.0	0	0	0	0	0	0	0	0	0	0	0	0	0	0	0	0	0	0
<b>TOTALS</b>		<b>9</b>	<b>2</b>	<b>10</b>	<b>5</b>	<b>5</b>	<b>1</b>	<b>7</b>	<b>0.0</b>	<b>0.0</b>	<b>0</b>	<b>0</b>	<b>0</b>	<b>0</b>	<b>0</b>	<b>0</b>	<b>0</b>	<b>0</b>	<b>0</b>	<b>6</b>	<b>6</b>	<b>0</b>	<b>0</b>	<b>0</b>	<b>0</b>	<b>0</b>	<b>0</b>	<b>0</b>

## SINGLE-GAME HIGHS: DEFENSIVE

**Total Tackles** 12 vs. New York Jets, Sep 10, 2017  
**Sacks** 1.0 at Miami Dolphins, Dec 31, 2017  
**Passes Defensed** 1 vs. Denver Broncos, Sep 24, 2017

**Forced Fumbles** 1 vs. New Orleans Saints, Nov 12, 2017  
**Tackles For Loss** 2 at Miami Dolphins, Dec 31, 2017  
**Special Teams Tackles** 4 at Tampa Bay Buccaneers, Dec 28, 2014

## 2018 GAME-BY-GAME REGULAR SEASON STATISTICS (BILLS)

DATE	OPP		TACKLES								INTERCEPTIONS					FUMBLES			ST					MISC			
			TK	S	A	SK	YDS	TFL	YDS	QBH	NO	YDS	LG	TD	PD	FF	FR	YDS	TK	S	A	FF	FR	S	A	W/L	SCORE
09/09	at Ravens	P	0	0	0	0.0	0.0	0	0	0	0	0	0	0	0	0	0	0	0	0	0	0	0	0	0	L	3-47
09/16	CHARGERS	P	2	2	0	0.0	0.0	0	0	0	0	0	0	0	0	0	0	0	1	1	0	0	0	0	0	L	20-31
<b>2018 TOTALS</b>			<b>2-0</b>	<b>2</b>	<b>2</b>	<b>0</b>	<b>0.0</b>	<b>0.0</b>	<b>0</b>	<b>0</b>	<b>0</b>	<b>0</b>	<b>0</b>	<b>0</b>	<b>0</b>	<b>0</b>	<b>0</b>	<b>0</b>	<b>1</b>	<b>1</b>	<b>0</b>	<b>0</b>	<b>0</b>	<b>0</b>	<b>0</b>	<b>0-2</b>	

23

S

MICAH  
HYDE

6-0

197

6<sup>TH</sup> YEAR

DECEMBER 31, 1990 (AGE 27)



FOSTORIA, OHIO



FOSTORIA HIGH SCHOOL



IOWA

ACQUIRED 2017

Signed as a free agent by the Bills on March 9, 2017.

## NFL HONORS



AP

2017 2017

## MOST INTERCEPTIONS

BY A SAFETY SINCE 2014

REGGIE  
NELSON

18

GLOVER  
QUIN

16

MIKE  
ADAMS

14

KURT  
COLEMAN

14

MICAH  
HYDE

13

3 OTHERS  
TIED WITH

13

## PERSONAL

He and his wife, Amanda, were married on July 7, 2018. Son of Pamela Moore and his stepfather Clayton Moore. His brother, Marcus, was a safety at Michigan State. Earned a degree in recreation and sports business.



## FIRST-AND-10

**MICAH HYDE** made the most of his first season in Buffalo, earning his first career Pro Bowl berth and 2nd-team All-Pro honors while posting career highs in tackles (82) and interceptions (5). After spending his first four NFL seasons in Green Bay, Hyde signed a five-year contract with the Bills in 2017 as an unrestricted free agent. He was a 5th round draft choice of the Packers in 2013 and saw action in Green Bay at both safety positions, cornerback, nickel, special teams coverage, kickoff returner and punt returner. Hyde has earned a playoff berth in all five of his NFL seasons.

## SHOUTOUTS

- Tied for 5th in the NFL with a career-high five interceptions in 2017.
- He and fellow safety Jordan Poyer combined for 10 interceptions in 2017 - tops among all safety duos in the NFL.
- Hyde's teams are 10-2 when he records an interception, including a 3-1 mark in Buffalo.
- Is one of five safeties in the NFL since 2013 with 12+ INTs and 4+ sacks, joining Reshad Jones, Harrison Smith, Malcolm Jenkins, and Antoine Bethea.
- Tied with Desmond Howard and Will Blackmon for first in Packers history with three career punt returns for a touchdown.
- Became the first defensive back in Packers history (since 1982) to register a sack in each of his first three seasons.
- Earned first-team, all-state honors as a quarterback in high school.

@MICAH\_HYDE

@MICAH\_HYDE



## IF YOU HAVEN'T 'HERD'



### IMAGINE FOR YOUTH FOUNDATION

Took an idea that began as part of a class project in college and started the IMaGIne for Youth Foundation, an organization that collected sporting goods and donated them to local charities in Iowa. The foundation has continued on with its work in other states. "I believe sports are a gateway to learning how to be successful in life," said Hyde. [[imagineforyouth.org](http://imagineforyouth.org)]

### ALWAYS COUNTED OUT

"I have always been overlooked." And it's something Hyde takes a lot of pride in and it fuels his desire to be the best. Recruited only by Iowa and MAC schools, he committed to Iowa on the last day of the signing period. "When I was a free agent, Buffalo was the only team that was interested. It all keeps me working. I'm never the one to look for pats on the back."

### HYDE'S GREEN THUMB

Growing up in a single family home, Hyde was mentored by a family friend, Ken Watson (pictured with Hyde above), who operated a farm in Tiffin, Ohio. Micah worked for Watson at that farm. "He taught me the value of the dollar and what hard work can do for you. I'd wake up early in the morning and do all sorts of jobs like baling straw, moving boulders, and cutting down trees."

It would not be a stretch to drive by Hyde's house now and see him outside gardening, mulching, or planting. "I'm really meticulous about how everything looks outside. I take a great deal of pride in that. Honestly, being so detail-oriented correlates with how I try to live my life as a whole. I learned those skills and other life lessons from working on that farm."

## THE STAMPEDE

#### FIRST JERSEY OWNED:

Dennis Rodman Bulls

#### TOP ITEMS ON YOUR BUCKET LIST:

Travel to Australia and go on a safari in Africa

#### FIRST CELL PHONE:

Blackberry Storm

#### FAVORITE BUFFALO-AREA RESTAURANT:

Mangia

#### BEST ADVICE EVER RECEIVED:

You only get one chance to make a good first impression

#### FAVORITE PLAYERS:

Deion Sanders and Champ Bailey

#### FAVORITE MOVIE:

The Shawshank Redemption



#### BIGGEST PET PEEVE:

Hearing people chew gum

#### OTHER SPORTS PLAYED IN HIGH SCHOOL:

Basketball and baseball

#### BEST PLAYER YOU FACED:

Calvin Johnson

#### IF YOU COULD PLAY ANY OTHER SPORT:

Shortstop for the Indians

#### 2018 OFFSEASON TRAVEL DESTINATIONS:

Morocco, Cuba, Italy and Spain

#### FAVORITE NEW HOBBY:

Broadway shows



MICAH HYDE - NFL REGULAR SEASON STATISTICS

		TACKLES										INTERCEPTIONS					FUMBLES			ST					MISC	
DATE	TEAM	GP	GS	TK	S	A	TFL	YDS	SK	YDS	QBH	NO	YDS	LG	TD	PD	FF	FR	YDS	TK	S	A	FF	FR	S	A
2013	Packers	16	3	47	34	13	2	5	1.0	10.0	0	0	0	0	0	2	1	0	0	7	6	1	0	1	0	0
2014	Packers	16	12	57	43	14	2	8	1.0	7.0	1	2	9	9	0	7	0	0	0	3	3	0	0	0	0	0
2015	Packers	15	7	50	46	4	1	3	1.0	3.0	1	3	36	34	0	6	0	1	0	5	5	0	0	1	0	0
2016	Packers	16	11	56	45	11	3	10	1.0	6.0	2	3	11	11	0	9	0	1	0	2	2	0	0	1	0	0
2017	Bills	16	16	82	65	17	2	9	0.0	0.0	0	5	64	37	0	13	0	0	0	0	0	0	0	0	0	0
2018	Bills	2	2	6	4	2	0	0	0.0	0.0	0	0	0	0	0	0	0	0	0	0	0	0	0	0	0	0
<b>TOTALS</b>		<b>81</b>	<b>51</b>	<b>298</b>	<b>237</b>	<b>61</b>	<b>10</b>	<b>35</b>	<b>4.0</b>	<b>26.0</b>	<b>4</b>	<b>13</b>	<b>120</b>	<b>37</b>	<b>0</b>	<b>37</b>	<b>1</b>	<b>2</b>	<b>0</b>	<b>17</b>	<b>16</b>	<b>1</b>	<b>0</b>	<b>3</b>	<b>0</b>	<b>0</b>

MICAH HYDE - NFL POSTSEASON STATISTICS

		TACKLES										INTERCEPTIONS					FUMBLES			ST					MISC	
DATE	TEAM	GP	GS	TK	S	A	TFL	YDS	SK	YDS	QBH	NO	YDS	LG	TD	PD	FF	FR	YDS	TK	S	A	FF	FR	S	A
2013	Packers	1	0	5	4	1	0	0	0.0	0.0	0	0	0	0	0	1	1	0	0	0	0	0	0	0	0	0
2014	Packers	2	1	2	2	0	0	0	0.0	0.0	1	0	0	0	0	0	0	0	0	0	0	0	0	1	0	0
2015	Packers	2	0	8	2	6	0	0	0.0	0.0	0	0	0	0	0	1	0	0	0	1	1	0	0	0	0	0
2016	Packers	3	3	14	12	2	2	8	1.0	6.0	1	1	18	18	0	3	0	0	0	0	0	0	0	0	0	0
2017	Bills	1	1	4	4	0	0	0	0.0	0.0	0	0	0	0	0	0	0	0	0	0	0	0	0	0	0	0
<b>TOTALS</b>		<b>9</b>	<b>5</b>	<b>33</b>	<b>24</b>	<b>9</b>	<b>2</b>	<b>8</b>	<b>1.0</b>	<b>6.0</b>	<b>2</b>	<b>1</b>	<b>18</b>	<b>18</b>	<b>0</b>	<b>5</b>	<b>1</b>	<b>0</b>	<b>0</b>	<b>1</b>	<b>1</b>	<b>0</b>	<b>0</b>	<b>1</b>	<b>0</b>	<b>0</b>

2018 GAME-BY-GAME REGULAR SEASON STATISTICS (BILLS)

		TACKLES										INTERCEPTIONS					FUMBLES			ST					MISC	
DATE	OPP	TK	S	A	SK	YDS	TFL	YDS	QBH	NO	YDS	LG	TD	PD	FF	FR	YDS	TK	S	A	FF	FR	S	A	W/L	SCORE
09/09	at Ravens	S	3	2	1	0.0	0.0	0	0	0	0	0	0	0	0	0	0	0	0	0	0	0	0	0	L	3-47
09/16	CHARGERS	S	3	2	1	0.0	0.0	0	0	0	0	0	0	0	0	0	0	0	0	0	0	0	0	0	L	20-31
<b>2018 TOTALS</b>		<b>2-2</b>	<b>6</b>	<b>4</b>	<b>2</b>	<b>0.0</b>	<b>0.0</b>	<b>0</b>	<b>0</b>	<b>0</b>	<b>0</b>	<b>0</b>	<b>0</b>	<b>0</b>	<b>0</b>	<b>0</b>	<b>0</b>	<b>0</b>	<b>0</b>	<b>0</b>	<b>0</b>	<b>0</b>	<b>0</b>	<b>0</b>	<b>0-2</b>	

33

RB

CHRIS  
IVORY

6-0

223

9<sup>TH</sup> YEAR

MARCH 22, 1988 (AGE 29)



LONGVIEW, TEXAS



LONG VIEW HIGH SCHOOL

TIFFIN  
UNIVERSITY

TIFFIN UNIVERSITY

ACQUIRED 2018

Signed with the Bills as a free agent on March 6, 2018.

## SHOUTOUTS

- Selected for the 2015 Pro Bowl after a season with 1,070 rushing yards.
- Named to the 2010 NFL All-Rookie team.
- Has a single-game career-high of 166 rushing yards (10/4/15 at Miami).
- Has 3 career seasons over 800 rushing yards.

## THE STAMPEDE

**First sports jersey you owned?**

Emmitt Smith

**First job?**

Washing dishes at Catfish Village

**Favorite movie?**

Lion King

**Proudest achievement outside of football?**

Being able to take care of his mother

**What's the number one thing on your bucket list?**

Travel the world



## FIRST-AND-10

**CHRIS IVORY** will be entering his ninth NFL season with the Bills in 2018. Ivory joins the Bills after spending the past two seasons with the Jacksonville Jaguars (2016-17). Ivory has also spent time with the New York Jets (2013-15) and the New Orleans Saints (2010-2012). Ivory originally entered the NFL in 2010 as an undrafted free agent with the Saints out of Tiffin University (2009)/Washington State (2006-08).

## IF YOU HAVEN'T 'HERD'

## BIG TIME DREAMS

During Chris Ivory's high school playing days, his childhood best friend Trent Williams and Ivory made a pact with each other that they would both make it to the NFL. Ivory and Williams achieved that dream and more, as they are each entering their ninth NFL seasons and have earned Pro Bowl honors along the way.

Despite their NFL success, Ivory and Williams have both made sure to remember their humble beginnings. The duo returns home annually to help host a summer football camp in Longview.

"It's about believing in yourself and just knowing that inside yourself that you have what it takes to get to the next level, but it also takes determination," Ivory said at the camp in 2015. "You've got to be determined, have that willpower and just be mentally tough to continue to push yourself."

## PERSONAL

Married to Nikki Ivory and the couple has two children, Nevaeh (heaven spelled backwards) and Nyelle. They also have two dogs, Nina and Nalla.

@IVORY33

@IVORY\_333

33

RB

CHRIS  
IVORY

## CHRIS IVORY - NFL REGULAR SEASON STATISTICS

DATE	TEAM	GP	GS	RUSHING					RECEIVING				
				NO.	YDS.	AVG.	LG	TD	NO.	YDS	AVG	LG	TD
2010	Saints	12	4	137	716	5.2	55t	5	1	17	17.0	17	0
2011	Saints	6	2	79	374	4.7	35t	1	0	0	0.0	0	0
2012	Saints	6	2	40	217	5.4	56t	2	2	15	7.5	13	0
2013	Jets	15	6	182	833	4.6	69	3	2	10	5.0	12	0
2014	Jets	16	10	198	821	4.1	71t	6	18	123	6.8	23	1
2015	Jets	15	14	247	1,070	4.3	58	7	30	217	7.2	36	1
2016	Jaguars	11	1	117	439	3.8	42	3	20	186	9.3	37	0
2017	Jaguars	14	3	112	382	3.4	34	1	21	175	8.3	29	1
2018	Bills	2	0	5	10	2.0	6	1	1	30	30.0	30	0
<b>TOTALS</b>		<b>97</b>	<b>42</b>	<b>1117</b>	<b>4,862</b>	<b>4.4</b>	<b>71t</b>	<b>29</b>	<b>95</b>	<b>773</b>	<b>8.1</b>	<b>37</b>	<b>3</b>

## CHRIS IVORY - NFL POSTSEASON STATISTICS

DATE	TEAM	GP	GS	RUSHING					RECEIVING				
				NO.	YDS.	AVG.	LG	TD	NO.	YDS	AVG	LG	TD
2011	Saints	2	0	22	70	3.2	19	0	0	0	0.0	0	0
2017	Jaguars	1	0	1	2	2.0	2	0	0	0	0.0	0	0
<b>TOTALS</b>		<b>3</b>	<b>0</b>	<b>23</b>	<b>72</b>	<b>3.1</b>	<b>19</b>	<b>0</b>	<b>0</b>	<b>0</b>	<b>0.0</b>	<b>0</b>	<b>0</b>

## 2018 GAME-BY-GAME REGULAR SEASON STATISTICS (BILLS)

DATE	OPPONENT	P/S	RUSHING					RECEIVING					W/L	SCORE
			ATT	YDS	LG	TD	NO	YDS	LG	TD				
09/09	at Ravens	P	3	3	3	0	0	0	0	0	0	L	3-47	
09/16	CHARGERS	P	2	7	6	1	1	30	30	0	L	20-31		
<b>2018 TOTALS</b>		<b>2-0</b>	<b>5</b>	<b>10</b>	<b>6</b>	<b>1</b>	<b>1</b>	<b>30</b>	<b>30</b>	<b>0</b>	<b>0-2</b>			



# 24 CB TARON JOHNSON



5-11 192 ROOKIE



JULY 27, 1996 (AGE 22)



SACRAMENTO, CALIFORNIA



SHELDON HIGH SCHOOL



WEBER STATE

ACQUIRED 2018

Drafted by the Bills in the fourth round of the 2018 NFL Draft.

## SHOUTOUTS

- Earned unanimous FCS First-Team All-American honors in 2017 after recording 49 tackles, three tackles for a loss, 12 passes defensed and three interceptions.
- Is the fourth player in Weber State history to be named the 2017 Big Sky Defensive MVP.

## THE STAMPEDE

### Hobbies?

Loves movies, mainly thrillers

### Dream job outside of sports?

A designer

### Favorite TV show?

The Office

### Do you have a hidden talent?

Can dance and has good rhythm

### What's the number one thing on your bucket list?

Travel the world

### First sports jersey you owned?

Dwayne Wade



## FIRST-AND-10

**TARON JOHNSON** arrives at the Bills after spending time as a four-year starter at Weber State. Johnson was the 121st overall selection in the fourth round by the Bills in 2018.

## IF YOU HAVEN'T 'HERD'

### FAMILY MOTIVATION

Taron Johnson has never needed to look very far to find the motivation he needed to push himself harder in his athletic pursuits.

Johnson's older sister, Treana, earned All-American honors at BYU and since she was three years older, Taron was always chasing after her accomplishments.

His family motivation goes deeper than just the athletic accomplishments of his sister. Taron uses the loss of his mother at the age of 9 as his main desire to make his family proud. Trina Johnson passed away from breast cancer in 2005.

"It was definitely a shock. It didn't seem real at the time...It was just very weird. It seemed like a dream."

"She's inspirational for sure. She introduced me to the game, and I'm thankful for it," Johnson said recently in an interview with WKBW. "I feel like I play for her."

## PERSONAL

Taron (TARE-un) is the son of Baron Johnson. His mother, Trina, passed away from breast cancer in 2005. His sister, Treana, earned All-American honors at BYU as a track and field athlete. Studied Criminal Justice while at Weber State.



## TARON JOHNSON - NFL REGULAR SEASON STATISTICS

		TACKLES										INTERCEPTIONS					FUMBLES			ST				MISC			
DATE	TEAM	GP	GS	TK	S	A	TFL	YDS	SK	YDS	QBH	NO	YDS	LG	TD	PD	FF	FR	YDS	TK	S	A	FF	FR	S	A	
2018	Bills	1	0	2	2	0	0	0	0.0	0.0	0	0	0	0	0	0	0	0	0	0	0	0	0	0	0	0	0
TOTALS		1	0	2	2	0	0	0	0.0	0.0	0	0	0	0	0	0	0	0	0	0	0	0	0	0	0	0	0

## 2018 GAME-BY-GAME REGULAR SEASON STATISTICS (BILLS)

		TACKLES										INTERCEPTIONS					FUMBLES			ST				MISC					
DATE	OPP		TK	S	A	SK	YDS	TFL	YDS	QBH	NO	YDS	LG	TD	PD	FF	FR	YDS	TK	S	A	FF	FR	S	A	W/L	SCORE		
09/09	at Ravens	P	2	2	0	0.0	0.0	0	0	0	0	0	0	0	0	0	0	0	0	0	0	0	0	0	0	0	L	3-47	
09/16	CHARGERS		INACTIVE																									L	20-31
2018 TOTALS			1-0	2	2	0	0.0	0.0	0	0	0	0	0	0	0	0	0	0	0	0	0	0	0	0	0	0	0-2		

# 26 RB TAIWAN JONES



6-0 195 8<sup>TH</sup> YEAR

JULY 26, 1988 (AGE 29)



SAN FRANCISCO, CALIFORNIA



PROVIDENCE HIGH SCHOOL



EASTERN WASHINGTON

ACQUIRED 2017

Came to the Bills via free agency in 2017.

## SHOUTOUTS

- Jones' first carry as a Bill was as a crucial first down conversion with the game on the line against Tampa Bay.
- Was the AFC Kickoff Return Yards leader in 2015.
- Named the Big Sky Conference Co-Offensive Player of the Year in 2010.

## THE STAMPEDE

### Favorite sports memory as a fan?

Golden State Warriors game 7 when they won the championship

### Dream job outside of sports?

Working with animals

### Do you have a hidden talent?

Is a prankster

### Favorite TV Show?

The Wire

### What's the number one thing on your bucket list?

Travel



## FIRST-AND-10

**TAIWAN JONES** came to Buffalo in 2017 after spending six seasons with the Oakland Raiders, where he was drafted in the fourth round (125th overall) of the 2011 NFL Draft. Jones earned PFWA All-AFC honors in 2015 after leading the AFC in kick return yards.

## IF YOU HAVEN'T 'HERD'

### COMMITMENT TO EDUCATION

Taiwan Jones' biggest obstacle that he had to overcome on the way to success in the NFL wasn't a physical one, but a mental one.

Big-time schools had no difficulty identifying Taiwan as a special talent during his high school days, but a low grade-point average kept him from receiving a scholarship offers from a Division I school. It wasn't until halfway through his senior year of high school that he was diagnosed with the learning disorder dyslexia. This diagnosis allowed him the extra time he needed to get his grades to the level he needed to play at Eastern Washington. Jones' passion for learning continued in 2017 when he attended the NFL Business Academy at the University of Michigan's Ross School of Business.

## PERSONAL

Jones has five brothers and one sister. In his spare time, he breeds pit bulls and has two of his own - Tytus and Kookie. He says that his family as a whole is the biggest influence on his career. In his free time, he also enjoys playing paintball and four-wheeling.



## TAIWAN JONES - NFL POSTSEASON STATISTICS

DATE	TEAM	GP	GS	RUSHING					RECEIVING				
				NO.	YDS.	AVG.	LG	TD	NO.	YDS	AVG	LG	TD
2016	Raiders	1	0	0	0	0.0	0	0	0	0	0.0	0	0
<b>TOTALS</b>		<b>1</b>	<b>0</b>	<b>0</b>	<b>0</b>	<b>0.0</b>	<b>0</b>	<b>0</b>	<b>0</b>	<b>0</b>	<b>0.0</b>	<b>0</b>	<b>0</b>

## TAIWAN JONES - NFL REGULAR SEASON RETURN STATISTICS

DATE	TEAM	KICKOFF RETURNS					PUNT RETURNS					
		RET.	YDS.	AVG.	LG	TD	NO.	FC	YDS	AVG	LG	TD
2011	Raiders	8	165	20.6	46	0	0	0	0	0.0	0	0
2012	Raiders	2	22	11.0	16	0	0	0	0	0.0	0	0
2013	Raiders	26	623	24.0	41	0	0	0	0	0.0	0	0
2014	Raiders	0	0	0.0	0	0	0	0	0	0.0	0	0
2015	Raiders	31	829	26.7	70	0	0	0	0	0.0	0	0
2016	Raiders	8	112	14.0	21	0	0	0	0	0.0	0	0
2017	Bills	2	50	25.0	27	0	0	0	0	0.0	0	0
2017	Raiders	0	0	0.0	0	0	0	0	0	0.0	0	0
2018	Bills	0	0	0.0	0	0	0	0	0	0.0	0	0
<b>TOTALS</b>		<b>77</b>	<b>1,801</b>	<b>23.4</b>	<b>70</b>	<b>0</b>	<b>0</b>	<b>0</b>	<b>0</b>	<b>0.0</b>	<b>0</b>	<b>0</b>

## TAIWAN JONES - NFL POSTSEASON RETURN STATISTICS

DATE	TEAM	KICKOFF RETURNS					PUNT RETURNS					
		RET.	YDS.	AVG.	LG	TD	NO.	FC	YDS	AVG	LG	TD
2016	Raiders	1	23	23.0	23	0	0	0	0	0.0	0	0
<b>TOTALS</b>		<b>1</b>	<b>23</b>	<b>23.0</b>	<b>23</b>	<b>0</b>	<b>0</b>	<b>0</b>	<b>0</b>	<b>0.0</b>	<b>0</b>	<b>0</b>

## 2018 GAME-BY-GAME REGULAR SEASON STATISTICS (BILLS)

DATE	OPPONENT	P/S	RUSHING				RECEIVING				TD	W/L	SCORE
			ATT	YDS	LG	TD	NO	YDS	LG	TD			
09/09	at Ravens	P	0	0	0	0	0	0	0	0	0	L	3-47
09/16	CHARGERS	P	0	0	0	0	0	0	0	0	0	L	20-31
<b>2018 TOTALS</b>		<b>2-0</b>	<b>0</b>	<b>0</b>	<b>0</b>	<b>0</b>	<b>0</b>	<b>0</b>	<b>0</b>	<b>0</b>	<b>0</b>	<b>0-2</b>	

# 11 WR ZAY JONES



6-2 200 2<sup>ND</sup> YEAR

MARCH 30, 1995 (AGE 23)



AUSTIN, TEXAS



STEPHEN F. AUSTIN  
HIGH SCHOOL



EAST CAROLINA

ACQUIRED 2017

Drafted by the Bills in the second round of the 2017 NFL Draft.

## SHOUTOUTS

- Was named first team All-American in 2016 for his play as a wide receiver for ECU.
- Finalist for the 2016 Biletnikoff Award for the best wide receiver in Division I.
- Earned first team All-AAC honors in 2016.
- Recorded a NCAA FBS record 399 receptions for 4,279 yards and 23 touchdowns in his 49 games at ECU.

## THE STAMPEDE

**First sports jersey you owned?**

Robert Jones Dolphins jersey

**Dream job outside of sports?**

Talk show host

**Most prized possession?**

The ball from his first touchdown reception in the NFL

**Number one thing on your bucket list?**

Taking a trip to Africa

**Who is one of your childhood heroes?**

Bruce Lee



## FIRST-AND-10

**ZAY JONES** enters his second season as a Bill after being drafted in the second round in 2017 following a standout career at East Carolina. A Texas native, Jones set a NCAA FBS record with 399 receptions during his collegiate career.

## IF YOU HAVEN'T 'HERD'

### THE FAMILY BUSINESS

Jones isn't the first member of his family to make it to the National Football League. His father, Robert, played linebacker from 1992 to 2001 and won three Super Bowls with the Dallas Cowboys. His uncle, Jeff Blake, played quarterback in the NFL from 1992 to 2005 and made the Pro Bowl with the Bengals.

Zay's brother, Cayleb, was a wide receiver with the Minnesota Vikings and his younger brother, Levi, is a linebacker at USC. His cousin, Emory Blake, also played in the NFL for the Rams after a productive career at Auburn as a wide receiver.

In addition to his two brothers, Zay has three sisters, Maliah, Priscilla and Ana. Ana is adopted and came to the Jones family from China. Her uplifting presence in Zay's life has led him to be an advocate for adoption and awareness of what it entails.

## PERSONAL

Born March 30, 1995 in Dallas, Texas, Zay is the son of Robert and Maneesha Jones. Zay has three sisters, Leah, Priscilla and Ana, in addition to two brothers, Cayleb and Levi. Jones studied Communications and graduated from East Carolina University.



## ZAY JONES - NFL REGULAR SEASON STATISTICS

				RECEIVING					RUSHING				
DATE	TEAM	GP	GS	NO.	YDS	AVG	LG	TD	NO.	YDS.	AVG.	LG	TD
2017	Bills	15	10	27	316	11.7	33	2	0	0	0.0	0	0
2018	Bills	2	2	5	89	17.8	57	0	0	0	0.0	0	0
<b>TOTALS</b>		<b>17</b>	<b>12</b>	<b>32</b>	<b>405</b>	<b>12.7</b>	<b>57</b>	<b>2</b>	<b>0</b>	<b>0</b>	<b>0.0</b>	<b>0</b>	<b>0</b>

## ZAY JONES - NFL POSTSEASON STATISTICS

				RECEIVING					RUSHING				
DATE	TEAM	GP	GS	NO.	YDS	AVG	LG	TD	NO.	YDS.	AVG.	LG	TD
2017	Bills	1	0	2	20	10.0	15	0	0	0	0.0	0	0
<b>TOTALS</b>		<b>1</b>	<b>0</b>	<b>2</b>	<b>20</b>	<b>10.0</b>	<b>15</b>	<b>0</b>	<b>0</b>	<b>0</b>	<b>0.0</b>	<b>0</b>	<b>0</b>

## SINGLE-GAME HIGHS: RUSHING/RECEIVING

**Receptions** 6 at New York Jets, Nov 02, 2017

**Receiving Yards** 68 at Los Angeles Chargers, Nov 19, 2017

**Longest Receptions** 57 vs. Los Angeles Chargers, Sep 16, 2018

**Receiving TDs** 1 at Kansas City Chiefs, Nov 26, 2017

**All-purpose yards** 68 at Los Angeles Chargers, Nov 19, 2017

## 2018 GAME-BY-GAME REGULAR SEASON STATISTICS (BILLS)

			RECEIVING					RUSHING						
DATE	OPPONENT	P/S	NO	YDS	LG	TD	ATT	YDS	LG	TD	W/L	SCORE		
09/09	at Ravens	S	3	26	14	0	0	0	0	0	L	3-47		
09/16	CHARGERS	S	2	63	57	0	0	0	0	0	L	20-31		
<b>2018 TOTALS</b>		<b>2-2</b>	<b>5</b>	<b>89</b>	<b>57</b>	<b>0</b>	<b>0</b>	<b>0</b>	<b>0</b>	<b>0</b>	<b>0-2</b>			

44

LB

DEON  
LACEY

6-3

235

2<sup>ND</sup> YEAR

JULY 18, 1990 (AGE 28)



HUEYTOWN, ALABAMA



HUEYTOWN HIGH SCHOOL



WEST ALABAMA

ACQUIRED 2017

Was claimed off waivers from Miami on September 3, 2017.

## SHOUTOUTS

- In game 3 of the 2017 season, Lacey recorded a crucial tackle on fourth down against the Broncos on a fake punt, helping to a Bills victory.
- Tied for second on the team in special teams tackles in the 2017 season, finishing with 8.

## THE STAMPEDE

**First sports jersey you owned?**

A Portland Trailblazers jersey

**Dream job outside of sports?**

Coach either football or basketball

**What is your proudest achievement outside of football?**

Raising a family

**Favorite movie?**

Shottas

**What's the number one thing on your bucket list?**

To pay kids way through college



## FIRST-AND-10

**DEON LACEY** was signed by the Buffalo Bills in 2017 after spending training camp with the Miami Dolphins. Lacey spent the previous three years in the Canadian Football League for the Edmonton Eskimos and played four seasons for West Alabama prior to joining the CFL.

## IF YOU HAVEN'T 'HERD'

## SWEET HOME ALABAMA

Lacey only lettered for two seasons at Hueytown High School in Alabama, but he certainly left his mark in those two seasons. In his senior season, he was named All-State, Super All-Metro, Old Spice Player of the Year and Defensive Player of the Year while playing for the Golden Gophers. The team did well on the offensive side of the ball as well, with current Tampa Bay Buccaneers QB Jameis Winston under center. Lacey also ran track and set the school record in the 400-meter dash with a time of 52.57.

## CFL CHAMPION

Though he didn't join the NFL immediately after college, Lacey suited up for the Edmonton Eskimos of the Canadian Football League for three seasons, producing a total of 114 defensive tackles, 68 special-team tackles and seven sacks.

He helped lead the team to a 14-4 record and the 2015 Grey Cup Championship in his second CFL season. Lacey finished out that season with 41 total tackles and four forced fumbles.

## PERSONAL

Born on July 18, 1990 in Indianapolis, IN, Deon is the son of Tonya Lacey and David Fuller. Deon has three brothers and majored in Physical Education while at West Alabama.

44

LB

DEON  
LACEY

## DEON LACEY - NFL REGULAR SEASON STATISTICS

		TACKLES										INTERCEPTIONS					FUMBLES			ST				MISC			
DATE	TEAM	GP	GS	TK	S	A	TFL	YDS	SK	YDS	QBH	NO	YDS	LG	TD	PD	FF	FR	YDS	TK	S	A	FF	FR	S	A	
2017	Bills	16	0	1	1	0	0	0	0.0	0.0	0	0	0	0	0	0	0	0	0	0	8	6	2	0	0	0	0
2018	Bills	2	0	0	0	0	0	0	0.0	0.0	0	0	0	0	0	0	0	0	0	0	0	0	0	0	0	0	
<b>TOTALS</b>		<b>18</b>	<b>0</b>	<b>1</b>	<b>1</b>	<b>0</b>	<b>0</b>	<b>0</b>	<b>0.0</b>	<b>0.0</b>	<b>0</b>	<b>0</b>	<b>0</b>	<b>0</b>	<b>0</b>	<b>0</b>	<b>0</b>	<b>0</b>	<b>0</b>	<b>8</b>	<b>6</b>	<b>2</b>	<b>0</b>	<b>0</b>	<b>0</b>	<b>0</b>	

## DEON LACEY - NFL POSTSEASON STATISTICS

		TACKLES										INTERCEPTIONS					FUMBLES			ST				MISC		
DATE	TEAM	GP	GS	TK	S	A	TFL	YDS	SK	YDS	QBH	NO	YDS	LG	TD	PD	FF	FR	YDS	TK	S	A	FF	FR	S	A
	Bills	1	0	0	0	0	0	0	0.0	0.0	0	0	0	0	0	0	0	0	0	0	0	0	0	0	0	0
<b>TOTALS</b>		<b>1</b>	<b>0</b>	<b>0</b>	<b>0</b>	<b>0</b>	<b>0</b>	<b>0</b>	<b>0.0</b>	<b>0.0</b>	<b>0</b>	<b>0</b>	<b>0</b>	<b>0</b>	<b>0</b>	<b>0</b>	<b>0</b>	<b>0</b>	<b>0</b>	<b>0</b>	<b>0</b>	<b>0</b>	<b>0</b>	<b>0</b>	<b>0</b>	<b>0</b>

## 2018 GAME-BY-GAME REGULAR SEASON STATISTICS (BILLS)

		TACKLES										INTERCEPTIONS					FUMBLES			ST				MISC			
DATE	OPP	TK	S	A	SK	YDS	TFL	YDS	QBH	NO	YDS	LG	TD	PD	FF	FR	YDS	TK	S	A	FF	FR	S	A	W/L	SCORE	
09/09	at Ravens	P	0	0	0	0.0	0.0	0	0	0	0	0	0	0	0	0	0	0	0	0	0	0	0	0	0	L	3-47
09/16	CHARGERS	P	0	0	0	0.0	0.0	0	0	0	0	0	0	0	0	0	0	0	0	0	0	0	0	0	0	L	20-31
<b>2018 TOTALS</b>		<b>2-0</b>	<b>0</b>	<b>0</b>	<b>0</b>	<b>0.0</b>	<b>0.0</b>	<b>0</b>	<b>0</b>	<b>0</b>	<b>0</b>	<b>0</b>	<b>0</b>	<b>0</b>	<b>0</b>	<b>0</b>	<b>0</b>	<b>0</b>	<b>0</b>	<b>0</b>	<b>0</b>	<b>0</b>	<b>0</b>	<b>0</b>	<b>0</b>	<b>0-2</b>	



# 90 DE SHAQ LAWSON



6-3 265 3<sup>RD</sup> YEAR

JUNE 17, 1994 (AGE 24)

CENTRAL, SOUTH CAROLINA

D.W. DANIEL HIGH SCHOOL

CLEMSON

ACQUIRED 2016

Drafted by the Bills in the first round (19th overall) of the 2016 NFL Draft.

## SHOUTOUTS

- Was named first-team All-American by the Associated Press, ESPN.com, AFCA, USA Today and Walter Camp for his standout play as a junior at Clemson in 2015.
- Led the country with 25.5 tackles for a loss in 2015.
- His 12.5 sacks as a junior was tied for the fourth-most in a single season in Clemson school history.
- Was the first Clemson defender since Anthony Simmons (1995-97) with double figure tackles for loss as a freshman, sophomore and junior.
- Lawson was ranked as the No. 1 prep school prospect in the nation by 247Sports.com after he spent a year at Hargrave Military Academy, where he played with Bills T Dion Dawkins.
- Recorded his first career NFL sack in just his second game, taking down Patriots QB Tom Brady in Week 8 of the 2016 season.



## FIRST-AND-10

**SHAQ LAWSON** was drafted by the Bills in the first round of the 2016 Draft after three seasons at Clemson. Lawson helped lead the Tigers to the National Championship game with a Consensus All-American performance in 2015 before joining the Bills.

## IF YOU HAVEN'T 'HERD'

### PICK AND ROLL

Lawson contemplated leaving football behind as a freshman to focus on basketball, but joined the varsity team at the last minute. As a sophomore, Lawson was the starting center for the Daniel Lions and he teamed up with Houston Texans WR DeAndre Hopkins to lead the school to their first ever Class AAA state basketball championship. Lawson led the way in the title game with a game-high 25 points.

### CLEMSON BOY

Shaq's first job was working in the concessions stands at Clemson games from the Ages of 11 to 14 selling popcorn. During that time, Lawson saw how much the Tigers meant to his local community and he eventually would end up playing in the same place his idols did. As a Tiger, Lawson would go on to be a unanimous All-American and would total 167 tackles, 46.5 tackles for a loss and 20 sacks.

## PERSONAL

Born June 17, 1994 in Central, South Carolina, Shaq is the son of Rolitha Oglesby and the late Lawrence Lawson. Lawson studied Parks and Recreation at Clemson University. He has a French Bulldog named Nudy.



## IF YOU HAVEN'T 'HERD'



## GIVING BACK TO CENTRAL

Lawson credits the majority of his success in football to the formative years he spent in the Central Tigers youth football program. The Tigers are a town recreation program for 6-12 years old to play football and Shaq recently left his mark on the team. Citing an extremely rundown old scoreboard, Lawson donated a brand new one in memory of his late father, Lawrence Lawson, who was very involved in the program. The scoreboard is scheduled to be unveiled during the summer of 2018 and in use for the upcoming season.

## FAMILY MAN

The man that Shaq Lawson is today was shaped by a tragedy that happened when he was 15 years old. The car his parents were driving was hit by a drunk driver and his father passed away at the scene. Shaq knew he had to step up and help raise his younger siblings even though he just lost the most influential person in his life. Lawson still makes it a point to visit his father's grave as often as possible and every game, Lawson takes the field with his father's memory in mind, always looking to make him proud and to accomplish all the goals they set together.

## THE STAMPEDE

### NICKNAMES:

Big Law

### IF YOU COULD PLAY ANOTHER SPORT:

Basketball. Would want to play with LeBron James

### FAVORITE MUSICAL ARTIST:

Lil Baby

### FAVORITE TEAM AS A KID:

Rooted for the Panthers and the Falcons

### FAVORITE MEAL:

Anything from Zaxby's

### HOBBIES:

Video games, fishing, being outdoors and traveling

### PET PEEVE:

Bad Breath

### FAVORITE MOVIE:

Love and Basketball

### BIGGEST OBSTACLE YOU'VE HAD TO OVERCOME:

Father passing away when he was in high school

### DINNER WITH ONE PERSON, DEAD OR ALIVE, WHO WOULD IT BE?

Bernie Mac



### STRANGEST THING YOU LIKE TO EAT:

Fried bologna sandwich with mayo and syrup

### FAVORITE TV SHOW:

Blue Bloods

### PROUDEST ACHIEVEMENT:

Getting a scholarship and going to college

### FAVORITE BUFFALO RESTAURANT:

Big Tree Inn

### VACATION SPOT:

Miami

### WHO DO YOU MODEL YOUR GAME AFTER:

Michael Strahan

### BEST ADVICE RECEIVED:

High school hero, backyard zero.



## SHAQ LAWSON - NFL REGULAR SEASON STATISTICS

		TACKLES										INTERCEPTIONS					FUMBLES			ST				MISC			
DATE	TEAM	GP	GS	TK	S	A	TFL	YDS	SK	YDS	QBH	NO	YDS	LG	TD	PD	FF	FR	YDS	TK	S	A	FF	FR	S	A	
2016	Bills	10	1	13	7	6	3	21	2.0	17.0	3	0	0	0	0	1	1	0	0	0	0	0	0	0	0	0	0
2017	Bills	11	10	33	17	16	4	11	4.0	9.0	5	0	0	0	0	2	1	0	0	0	0	0	0	0	0	0	
2018	Bills	1	1	1	1	0	0	0	0.0	0.0	1	0	0	0	0	1	0	0	0	0	0	0	0	0	0	0	
<b>TOTALS</b>		<b>22</b>	<b>12</b>	<b>47</b>	<b>25</b>	<b>22</b>	<b>7</b>	<b>32</b>	<b>6.0</b>	<b>26.0</b>	<b>9</b>	<b>0</b>	<b>0</b>	<b>0</b>	<b>0</b>	<b>4</b>	<b>2</b>	<b>0</b>	<b>0</b>	<b>0</b>	<b>0</b>	<b>0</b>	<b>0</b>	<b>0</b>	<b>0</b>	<b>0</b>	

## 2018 GAME-BY-GAME REGULAR SEASON STATISTICS (BILLS)

		TACKLES										INTERCEPTIONS					FUMBLES			ST				MISC			
DATE	OPP	TK	S	A	SK	YDS	TFL	YDS	QBH	NO	YDS	LG	TD	PD	FF	FR	YDS	TK	S	A	FF	FR	S	A	W/L	SCORE	
09/09	at Ravens	S	1	1	0	0.0	0.0	0	0	1	0	0	0	0	1	0	0	0	0	0	0	0	0	0	0	L	3-47
09/16	CHARGERS	INACTIVE																								L	20-31
<b>2018 TOTALS</b>		<b>1-1</b>	<b>1</b>	<b>1</b>	<b>0</b>	<b>0.0</b>	<b>0.0</b>	<b>0</b>	<b>0</b>	<b>1</b>	<b>0</b>	<b>0</b>	<b>0</b>	<b>0</b>	<b>1</b>	<b>0</b>	<b>0</b>	<b>0</b>	<b>0</b>	<b>0</b>	<b>0</b>	<b>0</b>	<b>0</b>	<b>0</b>	<b>0</b>	<b>0-2</b>	

88

TE

KHARI  
LEE

6-4

253

4<sup>TH</sup> YEAR

JANUARY 16, 1992 (AGE 26)



BALTIMORE, MARYLAND

WESTERN SCHOOL OF TECHNOLOGY  
AND ENVIRONMENTAL SCIENCE

BOWIE STATE UNIVERSITY

ACQUIRED 2017

Was claimed off of waivers from  
Detroit on September 3, 2017.

## SHOUTOUTS

- Appeared in 16 games for the Bears in 2015, recording one reception for seven yards.
- The only former Bowie State Bulldog to currently play in the NFL.
- During his four years with the Bowie State Bulldogs, he was a two-time Division II All-American and a three-time All-CIAA selection.

## THE STAMPEDE

Favorite TV show?

Power

Favorite player growing up?

Ray Lewis

What are some of your favorite things to do?

Swimming and playing video games

Dream job outside of sports?

A real estate agent or financial advisor

Favorite meal?

Barbeque chicken



## FIRST-AND-10

**KHARI LEE** was signed by the Buffalo Bills in 2017 following stints with the Houston Texans, Chicago Bears and Detroit Lions after going undrafted in 2015.

## IF YOU HAVEN'T 'HERD'

## A TRUE UNDERDOG

Coming out of high school, Lee garnished interest from mostly Division II and III schools and ultimately chose to stay close to home when he became a Bulldog.

Khari walked on at Bowie State, a historically black university that was close to his hometown of Baltimore. On top of receiving D-II All-American and All-CIAA First Team honors at Bowie State, Lee was the team's first Offensive MVP during his senior campaign. He produced 34 receptions, 443 yards and a touchdown before declaring for the NFL Draft.

He takes inspiration from another former walk-on and former teammate of his while with the Texans: J.J. Watt. With a chip on his shoulder, Lee knows that he has a lot to prove.

"I don't think anyone who [walks on in college] ... ever loses that chip," Lee told ESPN in 2015. "You have to bring something to the table, do something better than the next player is doing. Walking on, that's what drove me pretty

## PERSONAL

Khari was born in Baltimore, Maryland, on July 18, 1990. He has seven sisters: Kimani, Malika, Ashia, Chayla, Cydney, Mia and Nyra.



# 98 DT STAR LOTULELEI



6-2 315 6<sup>TH</sup> YEAR

DECEMBER 20, 1989 (AGE 28)



SOUTH JORDAN, UTAH



BINGHAM HIGH SCHOOL



UTAH

ACQUIRED 2018

Signed with the Bills as an unrestricted free agent in 2018

## SHOUTOUTS

- Lotulelei has started in 7 of 77 games throughout his six year career.
- Was named NFC Defensive Player of the Week in 2016 after his week 8 performance against Arizona where he set a single-game career high three sacks and a forced fumble.
- Won the Morris Trophy in 2011 while at Utah, which is annually awarded to the PAC-12's best lineman.
- Contributed to a defensive unit that in 2016 finished second in the league with 47 sacks.
- Earned PFWA All-Rookie honors after his 2013 season.
- Member of a Carolina unit that led the league in sacks in 2013.
- Was only the second Utah defensive lineman to ever make the Associated Press All-America first team.



## FIRST-AND-10

**STAR LOTULELEI** signed with the Bills as an unrestricted free agent after playing five seasons with the Carolina Panthers (2013-17). The defensive tackle was drafted by the Panthers in the 1st round (14th overall) of the 2013 NFL draft.

## IF YOU HAVEN'T 'HERD'

### A NEAR MISS

A first round draft pick in 2013 and one of the prize acquisitions of the 2018 free agent class, it seems hard to believe that Lotulelei nearly never even played football past the high school level.

After graduating from Bingham High School, Lotulelei actually gave up football and took a job working from 9-to-5 at a furniture delivery company. Lotulelei quickly realized that lifestyle was one he wouldn't be satisfied with and enrolled at Snow Junior College.

While he was back on the gridiron, things did not really click for Lotulelei until he met his soon-to-be wife Angelina and the couple had their first daughter, Arilani. Lotulelei credits becoming a father to Arilani with helping him recognize what was important and committing to football.

## PERSONAL

Lotulelei (lo-too-leh-lay) is the son of Star and Pesatina Lotulelei and is the oldest of ten children. His brother, Lowell, also played football for Utah. Star and his wife Fuiva have four children. While at Utah, Lotulelei majored in Sociology. He met his wife while at Snow, where she was a volleyball player.







# 14 WR RAY-RAY MCCLLOUD III



5-9 190 ROOKIE



OCTOBER 15, 1996 (AGE 21)



TAMPA, FLORIDA



SICKLES HIGH SCHOOL



CLEMSON

ACQUIRED 2018

Drafted by the Bills in the sixth round of the 2018 NFL Draft.

## SHOUTOUTS

- Finished his career at Clemson with 127 receptions for 1,226 yards and four touchdowns in 1,396 snaps over 40 games (20 starts).
- Totaled 50 punt returns for 485 yards and a touchdown at Clemson.
- Was named a Second-Team All-American punt returner by Pro Football Focus after his 2017 season.

## THE STAMPEDE

**Favorite player of all time?**

Walter Payton

**Dream job outside of sports?**

Make movies

**Who is a pro that you model your game after?**

Antonio Brown

**Do you have a hidden talent?**

Makes music

**What is your favorite TV show?**

Fresh Prince of Bel-Air



## FIRST-AND-10

**RAY-RAY McCLOUD III** arrives in Buffalo after spending three seasons at Clemson (2015-17). A Second-Team All-American punt returner in 2017 (Pro Football Focus), McCloud was the 187th selection in the sixth round by the Bills in 2018.

## IF YOU HAVEN'T 'HERD'

### FAMILY FIRST

Ray-Ray McCloud III lists his parents, Raymond McCloud Jr and Lisa McCloud, as his biggest inspirations in his life.

McCloud told the Clemson Athletics website, "My parents are my biggest inspirations. My dad played football at Arkansas, and he has always pushed me in sports and in life. My mom is my best friend. She's my ace, and I can talk to her about anything."

"I put him in flag football leagues with kids who were a year or two years older than him, and he was just doing things that make you say, 'wow,' and making it look easy, and then it became like a habit," Raymond Jr told the Bleacher Report.

McCloud's determination to make it to the NFL was partly because he wanted to reach the level that his dad didn't.

"I want to follow through on what my dad built," he told Clemson. "He's the main reason I developed a passion for the game."

## PERSONAL

The son of Raymond Jr and Lisa McCloud. Ray-Ray is the oldest of five siblings, two brothers and two sisters. Majored in Sociology at Clemson. His first name is Raymond, but goes by Ray-Ray.

# 25 RB LESEAN MCCOY



5-11 210 10<sup>TH</sup> YEAR

JULY 12, 1988 (AGE 30)

HARRISBURG, PENNSYLVANIA

BISHOP MCDEVITT HIGH SCHOOL

**Pitt**  
PITTSBURGH

**ACQUIRED 2015**

Traded from Philadelphia on March 10, 2015 for Kiko Alonso.

## NFL HONORS



**AP AP** **RUSHING LEADER**  
2011 2013 2013

## MOST RUSHING YARDS

SINCE 2009, MCCOY'S ROOKIE SEASON



<b>LESEAN MCCOY</b> 10,153	<b>FRANK GORE</b> 9,671	<b>ADRIAN PETERSON</b> 9,291	<b>MATT FORTE</b> 8,558
-------------------------------	----------------------------	---------------------------------	----------------------------

## PERSONAL

Has a son, LeSean, Jr. He is the son of Daphne and Ron McCoy. Has an older brother, LeRon, and a younger brother, Chris Henderson. LeRon was a 7th round draft pick of Arizona in 2005 as a wide receiver. Also has a rottweiler named Henny. Aspires to become a football analyst on television once his playing days are complete.



## FIRST-AND-10

**LESEAN MCCOY** is cementing his position as one of the game's best running backs of all time. Acquired by the Bills in a trade from the Eagles in 2015, McCoy leads the NFL in rushing yards since entering the league as a 2nd round draft choice in 2009. A six-time Pro Bowl selection and a two-time, first-team All-Pro honoree, McCoy is the only player in NFL history with 10,000+ rushing yards, 400+ receptions, 4.5+ yards per carry, and 80+ total TDs. McCoy was the 53rd overall player selected in the 2009 draft by Philadelphia.

## SHOUTOUTS

- Since 2010, McCoy leads the NFL with 37 games of 100+ rushing yards. His teams' record in such games? 31-6.
- McCoy scored the 2nd most touchdowns this decade (2010-18) with 77 (behind Rob Gronkowski's 78).
- McCoy leads the NFL in most yards from scrimmage in NFL since 2009 (13,559).
- Tied with Le'Veon Bell for the most games with 150+ yards from scrimmage since 2012 (17).
- Since joining the Bills in 2015, ranks 2nd in the NFL in rushing yards with 3,361. (Behind Todd Gurley's 3,446)
- In a heavy snowstorm, rushed for a season-high 156 yards (6th most in career), including a game-winning 21-yard touchdown run in overtime vs. Indianapolis (12/10/17).
- Still holds the Eagles franchise records for most rushing yards in a career (6,792), in a season (1,607 in 2013), and in a game (217 vs. Detroit on 12/8/13).

# 25 RB LESEAN MCCOY



## 2010'S - A DECADE OF DOMINANCE FOR MCCOY

McCoy became a full-time starter in the NFL in 2010, his second season in the league. Since then, he leads the NFL in several categories in the decade (2010-17), including:

**9,516**

RUSHING YARDS

**12,614**

TOTAL YARDS FROM SCRIMMAGE

**6**

1,000-YARD RUSHING SEASONS

**77**

TOUCHDOWNS BY RUNNING BACKS

**2,452**

TOTAL TOUCHES

**37**

100-YARD RUSHING GAMES

## FEWEST AMOUNT OF CARRIES TO REACH 10,000 YARDS



JIM BROWN  
1,936



ADRIAN PETERSON  
2,004



BARRY SANDERS  
2,020



OJ SIMPSON  
2,085



LESEAN MCCOY  
2,145



TIKI BARBER  
2,149

## SNOW MAN

Playing in heavy snow brings out the best in McCoy, who logged two of his top six rushing games of his career while playing in several inches of snow.

In 2013, McCoy broke the Eagles single-game rushing record with 217 yards in a comeback win vs. Detroit. Four years later, McCoy capped off a 156-yard rushing performance with a game-winning, 21-yard touchdown in overtime vs. Indianapolis.



## ALL-TIME LEADING RUSHERS

- 1 Emmitt Smith (HOF) ..... 18,355
- 2 Walter Payton (HOF) ..... 16,726
- 3 Barry Sanders (HOF) ..... 15,269
- 4 Curtis Martin (HOF) ..... 14,101
- 5 Frank Gore (Active) ..... 14,112
- 6 LaDainian Tomlinson (HOF) .. 13,684
- 7 Jerome Bettis (HOF) ..... 13,662
- 8 Eric Dickerson (HOF) ..... 13,259
- 9 Tony Dorsett (HOF) ..... 12,739
- 10 Jim Brown (HOF) ..... 12,312
- 11 Marshall Faulk (HOF) ..... 12,279
- 12 Adrian Peterson (Active) ..... 12,392
- 13 Edgerrin James ..... 12,246
- 14 Marcus Allen (HOF) ..... 12,243
- 15 Franco Harris (HOF) ..... 12,120
- 16 Thurman Thomas (HOF) ..... 12,074
- 17 Fred Taylor ..... 11,695
- 18 Steven Jackson ..... 11,438
- 19 John Riggins (HOF) ..... 11,352
- 20 Corey Dillon ..... 11,241
- 21 O.J. Simpson (HOF) ..... 11,236
- 22 Warrick Dunn ..... 10,967
- 23 Ricky Watters ..... 10,643
- 24 Jamal Lewis ..... 10,607
- 25 Thomas Jones ..... 10,591
- 26 Tiki Barber ..... 10,449
- 27 Eddie George ..... 10,441
- 28 Otis Anderson ..... 10,273
- 29 **LeSean McCoy (Active) ..... 10,153**
- 30 Marshawn Lynch (Active) ..... 10,109

HOF - Pro Football Hall of Fame inductee

“ [McCoy] can make four guys miss in a phone booth. He can take any play and turn it into a play that doesn't look like any other play you've seen before. ”

- Patriots head coach Bill Belichick



## IF YOU HAVEN'T 'HERD'



### SHADES OF GREATNESS

After McCoy's grandmother, Maryann Branch, lost her battle with ALS, the disease has become a driving force behind the creation of his foundation – Shades of Greatness.

This foundation is dedicated to helping the fight against Lou Gehrig's Disease (ALS) and provides direct support to individuals battling ALS to ensure a comfortable quality of life while supporting their family and caregivers in providing quality of life care.

Each year in Buffalo and Harrisburg, his foundation conducts an annual backpack giveaway in September, an annual Thanksgiving turkey giveaway as well as a cold-weather gear giveaway around Christmas.



### PERSEVERANCE AT A YOUNG AGE

On pace to shatter the state's rushing record during his senior season at Bishop McDevitt HS, McCoy suffered a compound ankle fracture during the fourth game and missed the rest of the season.

"I felt like I was on top of the world," recalled McCoy. "Then at the very next moment I lost it all." After one year of prep school at Milford Academy in New York, McCoy was given a chance to play Division I football by Pittsburgh coach Dave Wannstedt. In 2012, he (#20) joined Ricky Watters as the only two players to have their jersey numbers retired by Bishop McDevitt. McCoy began playing football as a running back for the East Shore Royals in Harrisburg.

### THE STAMPEDE

#### FAVORITE MUSICAL ARTIST:

50 Cent

#### BEST PLAYER EVER LINED UP AGAINST:

London Fletcher

#### IF YOU COULD TRADE PLACES WITH ONE PERSON FOR ONE DAY:

Bills owner Terry Pegula

#### IF YOU COULD PLAY ANY OTHER SPORT:

Point guard for the Philadelphia 76ers

#### BEST ADVICE EVER RECEIVED:

Tomorrow is never promised and don't take anything for granted (from his mother)

#### NICKNAME:

Shady

#### FAVORITE RUNNING BACK:

Barry Sanders



#### IF YOU COULD PLAY ANY OTHER POSITION:

Quarterback

#### FAVORITE MOVIE:

Dark Knight

#### FAVORITE VACATION SPOT:

Miami

#### IF YOU COULD HAVE ONE SUPERPOWER:

Flying

#### FIRST CELL PHONE YOU OWNED:

Nextel chirp

#### FAVORITE MEAL:

Fried chicken



## LESEAN MCCOY - NFL REGULAR SEASON STATISTICS

DATE	TEAM	GP	GS	RUSHING					RECEIVING				
				NO.	YDS.	AVG.	LG	TD	NO.	YDS	AVG.	LG	TD
2009	Eagles	16	4	155	637	4.1	66†	4	40	308	7.7	45	0
2010	Eagles	15	13	207	1,080	5.2	62	7	78	592	7.6	40	2
2011	Eagles	15	15	273	1,309	4.8	60	17	48	315	6.6	26	3
2012	Eagles	12	12	200	840	4.2	34	2	54	373	6.9	36	3
2013	Eagles	16	16	314	1,607	5.1	57†	9	52	539	10.4	70	2
2014	Eagles	16	16	312	1,319	4.2	53	5	28	155	5.5	18	0
2015	Bills	12	12	203	895	4.4	48†	3	32	292	9.1	22	2
2016	Bills	15	15	234	1,267	5.4	75†	13	50	356	7.1	41	1
2017	Bills	16	16	287	1,138	4.0	48†	6	59	448	7.6	39	2
2018	Bills	2	2	16	61	3.8	27	0	5	28	5.6	9	0
<b>TOTALS</b>		<b>135</b>	<b>121</b>	<b>2201</b>	<b>10,153</b>	<b>4.6</b>	<b>75†</b>	<b>66</b>	<b>446</b>	<b>3,406</b>	<b>7.6</b>	<b>70</b>	<b>15</b>

## LESEAN MCCOY - NFL POSTSEASON STATISTICS

DATE	TEAM	GP	GS	RUSHING					RECEIVING				
				NO.	YDS.	AVG.	LG	TD	NO.	YDS	AVG.	LG	TD
2009	Eagles	1	0	5	24	4.8	14	0	1	9	9.0	9	0
2010	Eagles	1	1	12	46	3.8	9	0	4	36	9.0	16	0
2013	Eagles	1	1	21	77	3.7	11	1	4	15	3.8	7	0
2017	Bills	1	1	19	75	3.9	25	0	6	44	7.3	16	0
<b>TOTALS</b>		<b>4</b>	<b>3</b>	<b>57</b>	<b>222</b>	<b>3.9</b>	<b>25</b>	<b>1</b>	<b>15</b>	<b>104</b>	<b>6.9</b>	<b>16</b>	<b>0</b>

## SINGLE-GAME HIGHS: RUSHING/RECEIVING

**Rush Attempts** 32 vs. Indianapolis Colts, Dec 10, 2017

**Rushing Yards** 217 vs. Detroit Lions, Dec 08, 2013

**Longest Runs** 75† vs. Jacksonville Jaguars, Nov 27, 2016

**Rushing TDs** 3 vs. San Francisco 49ers, Oct 16, 2016

**Receptions** 12 vs. Washington Redskins, Oct 03, 2010

**Receiving Yards** 114 vs. Los Angeles Chargers, Sep 15, 2013

**Longest Receptions** 70 vs. Los Angeles Chargers, Sep 15, 2013

**Receiving TDs** 1 vs. Miami Dolphins, Dec 17, 2017

**All-purpose yards** 221 vs. Detroit Lions, Dec 08, 2013

## 2018 GAME-BY-GAME REGULAR SEASON STATISTICS (BILLS)

DATE	OPPONENT	P/S	RUSHING					RECEIVING					W/L	SCORE
			ATT	YDS	LG	TD	NO	YDS	LG	TD				
09/09	at Ravens	S	7	22	12	0	1	-1	-1	0	L	3-47		
09/16	CHARGERS	S	9	39	27	0	4	29	9	0	L	20-31		
<b>2018 TOTALS</b>		<b>2-2</b>	<b>16</b>	<b>61</b>	<b>27</b>	<b>0</b>	<b>5</b>	<b>28</b>	<b>9</b>	<b>0</b>	<b>0-2</b>			

68

T

CONOR  
MCDERMOTT

6-8

310

2<sup>ND</sup> YEAR

OCTOBER 19, 1992 (AGE 25)



NASHVILLE, TENNESSEE



ENSWORTH HIGH SCHOOL



UCLA

ACQUIRED 2017

Claimed off waivers by the Bills on September 3, 2017.

## SHOUTOUTS

- Appeared in 35 games at UCLA and there from 2012-16. Overlapped with his brother, Kevin, who was at UCLA from 2008-12 and is now a long snapper with the Minnesota Vikings.
- Part of a UCLA offensive line in 2015 that only allowed 14 sacks, which is the second-lowest total in school history.

## THE STAMPEDE

## First sports jersey you owned?

Brett Favre Packers jersey

## Dream job outside of sports?

Open a restaurant that only serves spaghetti, which is his favorite food.

## Nicknames?

Conor Mac, C-Mac, Mac Daddy, Big Mac, Big Country

## Favorite movie?

Dumb and Dumber

## Hidden talent?

Can do hand whistle bird calls



## FIRST-AND-10

**CONOR MCDERMOTT** was claimed off waivers by the Bills in 2017 after being drafted in the sixth round (211th overall) by the New England Patriots out of UCLA. McDermott earned second-team All-Pac 12 honors in back-to-back seasons with the Bruins (2015-16).

## IF YOU HAVEN'T 'HERD'

## BASKETBALL LOVE

Growing up, McDermott was much more focused on making it to the NBA in comparison to the NFL. He didn't even send out highlight tapes of himself playing football in high school until after his senior season.

As a senior in high school, McDermott was named Mr. Basketball for Division II-AA in the state of Tennessee and was able to lead his school to a state championship in not only basketball, but football as well.

He averaged 15 points per game to go along with 8.5 rebounds while playing at a slim 235 pounds on his 6-8 frame. It wasn't until the UCLA coaches came calling that he made the full-time switch to football and started putting on the weight to get him to where he is today.

## PERSONAL

Born October 19, 1992 in Nashville, Tennessee, Conor is the son of Kevin and Deborah McDermott. McDermott studied political science and graduated from UCLA.

## GAMES PLAYED/STARTED

2017 (Buf, 3/0) ... Totals (3/0).

@CONORMCD68

@MCDERMOTT12

# 58 LB MATT MILANO



6-0 223 2<sup>ND</sup> YEAR

JULY 28, 1994 (AGE 23)

ORLANDO, FLORIDA

DR. PHILLIPS HIGH SCHOOL

BOSTON COLLEGE

ACQUIRED 2017

Drafted by the Bills in the fifth round of the 2017 NFL Draft.

## SHOUTOUTS

- In week 8 of 2017 against the Raiders, returned a fumble for a touchdown, making him the first Bills linebacker to do so since London Fletcher 2006.
- Picked off Tampa Bay QB Jameis Winston in week 7 of the 2017 season for 15 yards.

## THE STAMPEDE

**What's the number one thing on your bucket list?**

Travel the world

**What's the last thing you ordered off the internet?**

A couch

**Favorite Buffalo restaurant?**

Tappo

**Favorite moment as a Bill?**

Getting off the plane after making the playoffs

**Dream job outside of sports?**

Own a restaurant or lounge



## FIRST-AND-10

**MATT MILANO** finished his first season with the Bills after being drafted by the team in the fifth round (163rd overall) out of Boston College. He finished the 2017 season with 43 tackles in 16 games including 5 starts. He also logged one interception and one fumble recovery.

## IF YOU HAVEN'T 'HERD'

### MINIMALIST

Milano doesn't need much to do his job. He is a self-proclaimed minimalist and travelled to Buffalo for the 2018 off-season program with only one suitcase.

### OVERCOMING THE ODDS

Milano grew up in a football hotbed in Florida and was a three-star recruit when he began to look at college. During his senior year, he was named Orlando Sentinel's Defensive Player of the Year and opted to take his talents to Boston College. The transition was not seamless however, and he only logged five tackles during his freshman season. Milano says that the transition from different levels of football is the biggest obstacle he has had to overcome.

The jump from college to NFL was also a tough challenge for the linebacker, but Milano made the most of it, earning a starting role by the end of the season.

## PERSONAL

Born July 28, 1994 in Orlando, Florida, Matt is the son of Mike and Janet Milano. Matt studied Psychology and Communications and graduated from Boston College.



## MATT MILANO - NFL REGULAR SEASON STATISTICS

DATE	TEAM	GP	GS	TACKLES								INTERCEPTIONS					FUMBLES			ST					MISC	
				TK	S	A	TFL	YDS	SK	YDS	QBH	NO	YDS	LG	TD	PD	FF	FR	YDS	TK	S	A	FF	FR	S	A
2017	Bills	16	5	43	29	14	3	6	0.0	0.0	2	1	15	15	0	2	0	1	40	6	3	3	1	0	0	0
2018	Bills	2	2	13	10	3	2	7	0.0	0.0	0	0	0	0	0	0	0	1	0	0	0	0	0	0	0	
<b>TOTALS</b>		<b>18</b>	<b>7</b>	<b>56</b>	<b>39</b>	<b>17</b>	<b>5</b>	<b>13</b>	<b>0.0</b>	<b>0.0</b>	<b>2</b>	<b>1</b>	<b>15</b>	<b>15</b>	<b>0</b>	<b>2</b>	<b>0</b>	<b>2</b>	<b>40</b>	<b>6</b>	<b>3</b>	<b>3</b>	<b>1</b>	<b>0</b>	<b>0</b>	<b>0</b>

## SINGLE-GAME HIGHS: DEFENSIVE

**Total Tackles** 11 vs. Indianapolis Colts, Dec 10, 2017

**Passes Defensed** 1 vs. New England Patriots, Dec 03, 2017

**Fumble Recoveries** 1 at Baltimore Ravens, Sep 09, 2018

**Tackles For Loss** 2 at Baltimore Ravens, Sep 09, 2018

**Interceptions** 1 vs. Tampa Bay Buccaneers, Oct 22, 2017

**Special Teams Tackles** 2 vs. New York Jets, Sep 10, 2017

## 2018 GAME-BY-GAME REGULAR SEASON STATISTICS (BILLS)

DATE	OPP		TACKLES								INTERCEPTIONS					FUMBLES			ST					MISC		SCORE	
			TK	S	A	SK	YDS	TFL	YDS	QBH	NO	YDS	LG	TD	PD	FF	FR	YDS	TK	S	A	FF	FR	S	A		W/L
09/09	at Ravens	S	8	7	1	0.0	0.0	2	7	0	0	0	0	0	0	1	0	0	0	0	0	0	0	0	0	L	3-47
09/16	CHARGERS	S	5	3	2	0.0	0.0	0	0	0	0	0	0	0	0	0	0	0	0	0	0	0	0	0	0	L	20-31
<b>2018 TOTALS</b>		<b>2-2</b>	<b>13</b>	<b>10</b>	<b>3</b>	<b>0.0</b>	<b>0.0</b>	<b>2</b>	<b>7</b>	<b>0</b>	<b>0</b>	<b>0</b>	<b>0</b>	<b>0</b>	<b>0</b>	<b>1</b>	<b>0</b>	<b>0</b>	<b>0</b>	<b>0</b>	<b>0</b>	<b>0</b>	<b>0</b>	<b>0</b>	<b>0</b>	<b>0-2</b>	



# 76 G JOHN MILLER



6-3 315 4<sup>TH</sup> YEAR

AUGUST 12, 1993 (AGE 24)

MIAMI, FLORIDA

MIAMI CENTRAL  
HIGH SCHOOL

LOUISVILLE

ACQUIRED 2015

Drafted by the Bills in the third round of the 2015 NFL Draft.

## SHOUTOUTS

- Miller has started 34 games so far in his NFL career.
- Earned honorable mention All-ACC honors for his play as a senior at Louisville during the 2014 season.

## THE STAMPEDE

**First sports jersey you owned?**  
A Randy Moss jersey

**What is one thing people don't know about you?**  
Flips properties in Miami

**What is the number one thing on your bucket list?**  
Take a trip to Africa

**Favorite Buffalo restaurant?**  
Bar-Bill Tavern

**Favorite meal?**  
Thanksgiving Dinner



## FIRST-AND-10

**JOHN MILLER** is entering his fourth season on the Bills offensive line after joining the team as the 81st overall selection in the third round of the 2015 Draft.

## IF YOU HAVEN'T 'HERD'

### DAILY INSPIRATION

Miller's world was rocked during his rookie season when his mother passed away at the age of 46 after a lengthy battle with cancer. Her memory has served as an inspiration for John whenever he faces any obstacles in his professional or personal life. He lists her obituary as his most prized possession.

It was her memory that has pushed Miller to be as involved in the community as he possibly can. Whether it is in Buffalo or back home in Miami, Miller has used the John Miller Foundation to work with inner city children and run back-to-school drives.

This past year, Miller hosted his second annual football camp, put together a Thanksgiving meal giveaway at the Belle Center in Buffalo and a holiday shopping spree at Target for 10 kids from Child & Family Services.

## PERSONAL

Born August 12, 1993 in Miami, Florida, John is the son of Johnnie Green and the late Ernestine Miller. Miller studied Justice Administration and graduated from the University of Louisville. He plans to pursue a career in real estate after his playing career.

## GAMES PLAYED/STARTED

2015 (Buf, 12/12), 2016 (Buf, 16/16), 2017 (Buf, 4/4), 2018 (Buf, 2/2) ... Totals (34/34)

@JMILL\_70

@JMILL\_70

79

T

JORDAN  
MILLS6-5 316 6<sup>TH</sup> YEAR 

DECEMBER 24, 1990 (AGE 27)



NAPOLEONVILLE, LOUISIANA



ASSUMPTION HIGH SCHOOL




LOUISIANA TECH

ACQUIRED 2015

Joined the Bills after being signed off of the Lions practice squad on October 20, 2015.

## SHOUTOUTS

- Over his three year tenure with the Bills, Mills has played in 72 games, starting in 67 of them.
- Started at right tackle in the Bills first playoff game since 1999.
- Appeared in 1,023 snaps during the 2017 season (97.24%), the most of any Bills offensive lineman.

## THE STAMPEDE

**First sports jersey you owned?**

Michael Jordan

**Favorite Buffalo restuarant?**

Bar Bill

**Dream job outside of sports?**

Model for Gucci

**What's the number one thing on your bucket list?**

Go to Abu Dhabi



## FIRST-AND-10

**JORDAN MILLS** joined the Bills after spending time with the Chicago Bears, Dallas Cowboys and Detroit Lions. Mills was drafted out of Louisiana Tech by the Bears in the fifth round (163rd overall) of the 2013 NFL Draft. The offensive lineman played two seasons in Chicago before brief stints with the Cowboys and Lions in 2015.

## IF YOU HAVEN'T 'HERD'

### NFL FAMILY

Mills is cousins with not one, but two former NFL players in former New York Giants running back Brandon Jacobs and former Packers and Browns cornerback Tramon Williams. All three attended Assumption High School in southeast Louisiana, and Williams and Mills each played at Louisiana Tech before coming into the league.

### GIVING BACK

Mills makes it a priority to be active in the community and give back to others during and outside of the season. He and his wife handed out Thanksgiving meals at the annual Bills' Thanksgiving Blitz. He also works with the NAACP throughout the year.

For the My Cause, My Cleats game in November 2017, Mills opted to wear cleats in honor of his nephew, Rodney, who is battling sickle-cell anemia.

## PERSONAL

Jordan, born December 24, 1990 in Thibodaux, Louisiana, is the son of O'Neal and Margaret Mills. He has 7 siblings. He and his wife, Talasha, were married in July 2017.

## GAMES PLAYED/STARTED

2013 (Chi, 16/16), 2014 (Chi, 13/13), 2015 (Buf, 10/5), 2016 (Buf, 16/16), 2017 (Buf, 16/16), 2018 (Buf, 2/2) ..Totals (73/68), Playoffs: 2017 (Buf, 1/1)

 @JORDANMILLS\_67

 @JMILLY67

# 45 RB MARCUS MURPHY



5-9 195 3<sup>RD</sup> YEAR

OCTOBER 3, 1991 (AGE 26)



DeSOTO, TEXAS



DeSOTO HIGH SCHOOL



MISSOURI

ACQUIRED 2017

Signed as a free agent by the Bills on November 6, 2017.

## SHOUTOUTS

- Posted a career-long, 49-yd KOR at Bal. (9/9/18).
- As a rookie with the Saints, returned a punt 74 yards for a TD at Car. (9/27/15).
- In 2014, earned 1st team, All-SEC honors after leading the league with 1,714 all-purpose yards.
- As a senior, became the first player in school history with a TD via rushing, kickoff return (96 yards), and punt return (82 yards) in the same game (10/18/14 at Florida).

## THE STAMPEDE

**Best player you ever lined up against?**  
Jadeveon Clowney

**First jersey ever owned?**  
Red Michael Jordan Bulls #23

**Most famous high school teammate?**  
Von Miller

**First job growing up?**  
Flipping burgers at Sonic



## FIRST-AND-10

A speedy and shifty running back and returner, **MARCUS MURPHY** is in his 2nd season in Buffalo after signing to the practice squad late in 2017 season and then being promoted to the active roster prior to the season finale. Originally a 7th round draft pick of New Orleans in 2015, the Missouri product spent his first two seasons with the Saints before being released in July, 2017. He was on both the Jets and Colts practice squads in 2017 before joining Buffalo.

## IF YOU HAVEN'T 'HERD'

### EARLY LIFE LESSON

Always remembers the lesson from his parents to never give up. Recalled Murphy, "I didn't make the freshman 'A team' during my first year of high school. I thought a lot about quitting, but didn't. I eventually did move up to the A team. And later that year, I ended up playing on the varsity team."

### REMEMBERING CHUCK

Fondly remembers one of his mentors growing up, Lonnie Jackson, his mother's stepfather. "We called him 'Chuck.' We were so close. He was everything to me. He died when I was 11 from lung cancer. He taught me how to be a man. I spent a lot of time with him growing up."

### TRACK STAR

Won the state title in both the 4x100m and 4x200m as a senior in high school.

## PERSONAL

The son of William, a truck driver, and Tonnette, a Walmart supervisor.

Has a son, Marcus, Jr. His older brother, William, serves in the US Air Force. Has a pitbull named Layla. Earned a degree in sports management.

@MMURPHY6

@MMURPHY.23

45

RB

MARCUS  
MURPHY

## MARCUS MURPHY - NFL REGULAR SEASON STATISTICS

DATE	TEAM	GP	GS	RUSHING					RECEIVING				
				NO.	YDS.	AVG.	LG	TD	NO.	YDS	AVG	LG	TD
2015	Saints	13	0	1	0	0.0	0	0	0	0	0.0	0	0
2016	Saints	3	0	0	0	0.0	0	0	1	3	3.0	3	0
2017	Jets	0	0	0	0	0.0	0	0	0	0	0.0	0	0
2017	Bills	1	0	7	41	5.9	25	0	2	7	3.5	5	0
2018	Bills	2	0	9	37	4.1	9	0	1	7	7.0	7	0
<b>TOTALS</b>		<b>19</b>	<b>0</b>	<b>17</b>	<b>78</b>	<b>4.6</b>	<b>25</b>	<b>0</b>	<b>4</b>	<b>17</b>	<b>4.3</b>	<b>7</b>	<b>0</b>

## MARCUS MURPHY - NFL REGULAR SEASON RETURN STATISTICS

DATE	TEAM	KICKOFF RETURNS					PUNT RETURNS					
		RET.	YDS.	AVG.	LG	TD	NO.	FC	YDS	AVG	LG	TD
2015	Saints	12	300	25.0	35	0	28	7	261	9.3	74ft	1
2016	Saints	7	105	15.0	26	0	6	0	57	9.5	22	0
2017	Jets	0	0	0.0	0	0	0	0	0	0.0	0	0
2017	Bills	1	18	18.0	18	0	0	0	0	0.0	0	0
2018	Bills	7	213	30.4	49	0	2	1	15	7.5	9	0
<b>TOTALS</b>		<b>27</b>	<b>636</b>	<b>23.6</b>	<b>49</b>	<b>0</b>	<b>36</b>	<b>8</b>	<b>333</b>	<b>9.3</b>	<b>74ft</b>	<b>1</b>

## SINGLE-GAME HIGHS: RUSHING/RECEIVING

**Rush Attempts** 7 at Miami Dolphins, Dec 31, 2017  
**Rushing Yards** 41 at Miami Dolphins, Dec 31, 2017  
**Longest Runs** 25 at Miami Dolphins, Dec 31, 2017  
**Receptions** 2 at Miami Dolphins, Dec 31, 2017  
**Receiving Yards** 7 vs. Los Angeles Chargers, Sep 16, 2018  
**Longest Receptions** 7 vs. Los Angeles Chargers, Sep 16, 2018  
**All-purpose yards** 205 at Baltimore Ravens, Sep 09, 2018  
**Kickoff Returns** 5 at Baltimore Ravens, Sep 09, 2018  
**Kickoff Return Yards** 165 at Baltimore Ravens, Sep 09, 2018

**Longest Kickoff Return** 49 at Baltimore Ravens, Sep 09, 2018  
**Fair Catches** 1 vs. Los Angeles Chargers, Sep 16, 2018  
**Punt Return Yards** 82 at Carolina Panthers, Sep 27, 2015  
**Longest Punt Return** 74ft at Carolina Panthers, Sep 27, 2015  
**Punt Returns** 8 at Indianapolis Colts, Oct 25, 2015  
**Punt Return TDs** 1 at Carolina Panthers, Sep 27, 2015  
**Special Teams Tackles** 1 vs. Tennessee Titans, Nov 08, 2015  
**Miscellaneous Tackles** 1 vs. Los Angeles Chargers, Sep 16, 2018  
**Most TDs** 1 at Carolina Panthers, Sep 27, 2015

## 2018 GAME-BY-GAME REGULAR SEASON STATISTICS (BILLS)

DATE	OPPONENT	P/S	RUSHING				RECEIVING				W/L	SCORE
			ATT	YDS	LG	TD	NO	YDS	LG	TD		
09/09	at Ravens	P	6	31	9	0	0	0	0	0	L	3-47
09/16	CHARGERS	P	3	6	5	0	1	7	7	0	L	20-31
<b>2018 TOTALS</b>		<b>2-0</b>	<b>9</b>	<b>37</b>	<b>9</b>	<b>0</b>	<b>1</b>	<b>7</b>	<b>7</b>	<b>0</b>	<b>0-2</b>	

# 93 DE TRENT MURPHY



6-6 260 5<sup>TH</sup> YEAR 

DECEMBER 22, 1990 (AGE 27)



PHOENIX, ARIZONA



BROPHY COLLEGE PREP



STANFORD

ACQUIRED 2018

Came to the Bills via free agency on March 14, 2018.

## SHOUTOUTS

- Had a breakout season in 2016 when he recorded a career-high 9.0 sacks, 24 quarterback hits, 10 tackles for a loss and 46 tackles.
- Shared a sack with Kyle Williams against Baltimore in Week 1. After missing all of the 2017 season, it was Murphy's first sack since 12/19/16.
- Was a consensus first-team All-American during his redshirt senior year in 2013.
- At the end of his collegiate career, Murphy ranked third in Stanford history 32.5 career sacks and was fifth in school history with 52.5 tackles for loss.
- Participated in discus in both college and in high school. While in high school, he was the Arizona state champion.
- Gained 30 pounds during the 2016 offseason while preparing to switch from outside linebacker to defensive end, but was switched back to linebacker prior to the season starting. He responded with his best season.



## FIRST-AND-10

**TRENT MURPHY** comes to the Bills after four seasons with the Washington Redskins (2014-17). The defensive end was drafted by the Redskins in the second round (47th overall) of the 2014 NFL Draft.

## IF YOU HAVEN'T 'HERD'

### ARIZONA TOUGH

Murphy credits his toughness to his childhood growing up in Arizona as the middle child of seven. Growing up in the rural community of Lehi, he did team roping with his dad, climbed rock formations with his friends and they had horses, steer, chickens and goats on their family farm.

Murphy even went so far as to practice wrestling with a 400-lb steer calf just for fun while dreaming of being a rodeo clown.

### GIVING BACK

Murphy made it a point during his time with the Redskins to give back to the D.C. community. He was a frequent participant in the Fuel Up to Play 60 program and visited children in the Ronald McDonald House on multiple occasions. He also helped provide school supplies and clothes to kids in the Richmond area during a Back to School shopping event.

## PERSONAL

Murphy is the son of Jerry and Laurie Murphy. He has five sisters and one brother. While at Stanford, he graduated with a degree in science, technology and society with a minor in political science.



## IF YOU HAVEN'T 'HERD'



### WORKOUT WARRIOR

Coming from a family of athletes, Murphy has always been borderline obsessed with working out. This obsession has led to his creation of his own home gym.

He recently told One Bills Live, "There's something about where you lay your head at night and being able to go into the next room and get extra work any time you need it. To have the ability to outwork my opponents all the time even where I rest is a huge advantage."



### DISCUS DREAMS

When most players end their career in the NFL, they ease back on their athletic pursuits. Don't expect the same from Trent Murphy. He has expressed interest in throwing the discus, which is a sport he excelled in during his high school days.

Murphy threw discus for Stanford's track and field team in 2011 and he was the 2009 Arizona State Discus Champion while attending high school at Brophy College Preparatory. He threw a personal record 193 feet while at Brophy.

## THE STAMPEDE

### UNIQUE TRAINING METHODS:

Martial Arts and learning the art of hand fighting

### IF YOU COULD PLAY ANOTHER SPORT:

Professional bull rider or rodeo clown

### HIGH SCHOOL SPORTS:

Baseball, basketball, team roping, track & field

### FIRST JOB:

Moving company

### FAVORITE ATHLETES:

Steve Nash, Wolfgang Schmidt and Mac Wilkins

### HOBBIES:

Hunting and fishing

### BEST ADVICE RECEIVED:

Focus on attitude and effort

### DREAM JOB OUTSIDE OF SPORTS:

Working on a search and rescue team because of his sense of adventure

### PETS:

Owens a bull in Virginia



### LAST THING ORDERED OFF OF THE INTERNET:

Expensive beard oils

### FAVORITE MOVIE:

Gladiator

### FAVORITE MEAL:

Cowboy ribeye or T-Bone steak

### BUCKET LIST ITEM:

Get private pilot license

### BIGGEST OBSTACLE TO OVERCOME:

Knee injury

### FAVORITE MUSIC ARTIST:

Johnny Cash

### MOST PRIZED POSSESSION:

Handwritten letters from his grandfather

### DINNER WITH ONE PERSON, DEAD OR ALIVE, WHO WOULD IT BE?

Wolfgang Schmidt



## TRENT MURPHY - NFL REGULAR SEASON STATISTICS

DATE	TEAM	GP	GS	TACKLES								INTERCEPTIONS					FUMBLES			ST					MISC								
				TK	S	A	TFL	YDS	SK	YDS	QBH	NO	YDS	LG	TD	PD	FF	FR	YDS	TK	S	A	FF	FR	S	A							
2014	Redskins	15	8	32	22	10	3	14	2.5	16.0	6	0	0	0	0	1	2	1	0	0	0	0	0	0	0	0	0	0	0	0	0	0	0
2015	Redskins	16	14	32	12	20	3	10	3.5	23.5	10	0	0	0	0	0	1	2	0	1	1	0	0	0	0	0	0	0	0	0	0	0	
2016	Redskins	16	0	46	28	18	10	48	9.0	54.5	24	0	0	0	0	1	3	1	7	1	1	0	0	0	0	0	0	0	0	0	0	0	
2017	Redskins	0	0	0	0	0	0	0	0.0	0.0	0	0	0	0	0	0	0	0	0	0	0	0	0	0	0	0	0	0	0	0	0	0	
2018	Bills	2	1	5	3	2	1	0	0.5	4.0	2	0	0	0	0	0	0	0	0	0	0	0	0	0	0	0	0	0	0	0	0	0	
<b>TOTALS</b>		<b>49</b>	<b>23</b>	<b>115</b>	<b>65</b>	<b>50</b>	<b>17</b>	<b>72</b>	<b>15.5</b>	<b>98.0</b>	<b>42</b>	<b>0</b>	<b>0</b>	<b>0</b>	<b>0</b>	<b>2</b>	<b>6</b>	<b>4</b>	<b>7</b>	<b>2</b>	<b>2</b>	<b>0</b>	<b>0</b>	<b>0</b>	<b>0</b>	<b>0</b>	<b>0</b>	<b>0</b>	<b>0</b>	<b>0</b>	<b>0</b>	<b>0</b>	

## TRENT MURPHY - NFL POSTSEASON STATISTICS

DATE	TEAM	GP	GS	TACKLES								INTERCEPTIONS					FUMBLES			ST					MISC							
				TK	S	A	TFL	YDS	SK	YDS	QBH	NO	YDS	LG	TD	PD	FF	FR	YDS	TK	S	A	FF	FR	S	A						
2015	Redskins	1	1	1	1	0	0	0	0.0	0.0	0	0	0	0	0	0	0	0	0	0	0	0	0	0	0	0	0	0	0	0	0	0
<b>TOTALS</b>		<b>1</b>	<b>1</b>	<b>1</b>	<b>1</b>	<b>0</b>	<b>0</b>	<b>0</b>	<b>0.0</b>	<b>0.0</b>	<b>0</b>	<b>0</b>	<b>0</b>	<b>0</b>	<b>0</b>	<b>0</b>	<b>0</b>	<b>0</b>	<b>0</b>	<b>0</b>	<b>0</b>	<b>0</b>	<b>0</b>	<b>0</b>	<b>0</b>	<b>0</b>	<b>0</b>	<b>0</b>	<b>0</b>	<b>0</b>	<b>0</b>	<b>0</b>

## SINGLE-GAME HIGHS: DEFENSIVE

- Total Tackles** 6 vs. Dallas Cowboys, Sep 18, 2016
- Sacks** 2.0 vs. Dallas Cowboys, Sep 18, 2016
- Passes Defensed** 1 vs. Green Bay Packers, Nov 20, 2016
- Forced Fumbles** 1 at Detroit Lions, Oct 23, 2016
- Fumble Recoveries** 1 at Philadelphia Eagles, Dec 11, 2016
- Tackles For Loss** 2 vs. Cleveland Browns, Oct 02, 2016
- Special Teams Tackles** 1 at Cincinnati Bengals, Oct 30, 2016

## 2018 GAME-BY-GAME REGULAR SEASON STATISTICS (BILLS)

DATE	OPP	P	S	A	SK	YDS	TFL	YDS	QBH	NO	YDS	LG	TD	PD	FF	FR	YDS	TACKLES					ST			MISC		SCORE			
																		TK	S	A	FF	FR	S	A	W/L						
09/09	at Ravens	P	1	0	1	0.5	4.0	0	0	1	0	0	0	0	0	0	0	0	0	0	0	0	0	0	0	0	0	0	0	L	3-47
09/16	CHARGERS	S	4	3	1	0.0	0.0	1	0	1	0	0	0	0	0	0	0	0	0	0	0	0	0	0	0	0	0	0	0	L	20-31
<b>2018 TOTALS</b>		<b>2-1</b>	<b>5</b>	<b>3</b>	<b>2</b>	<b>0.5</b>	<b>4.0</b>	<b>1</b>	<b>0</b>	<b>2</b>	<b>0</b>	<b>0</b>	<b>0</b>	<b>0</b>	<b>0</b>	<b>0</b>	<b>0</b>	<b>0</b>	<b>0</b>	<b>0</b>	<b>0</b>	<b>0</b>	<b>0</b>	<b>0</b>	<b>0</b>	<b>0</b>	<b>0</b>	<b>0</b>	<b>0-2</b>		

29

S

SIRAN  
NEAL

6-0

206

ROOKIE



AUGUST 4, 1994 (AGE 23)



EUFAULA, ALABAMA



EUFAULA HIGH SCHOOL



JACKSONVILLE STATE

ACQUIRED 2018

Drafted by the Bills in the fifth round of the 2018 NFL Draft.

## SHOUTOUTS

- Just the second player the Bills have ever drafted out of Jacksonville State, joining Keith McKeller in 1987.
- Is only the 13th player from Jacksonville State to ever be drafted and is the first since 2013 when the Houston Texans selected WR Alan Bonner in the sixth round.

## THE STAMPEDE

**First sports jersey you owned?**

A Tracy McGrady Magic jersey

**First job growing up?**

Was a server at Phil's BBQ in Alabama

**Do you have a most prized possession?**

A ZL1 Camaro

**Favorite movie?**

The Woods

**What's the number one thing on your bucket list?**

Wants to travel the world



## FIRST-AND-10

**SIRAN NEAL** arrives in Buffalo after spending four seasons at Jacksonville State (2013-17). A back-to-back first-team All-Ohio Valley selection in 2016-17, Neal was the 154th selection of the fifth round by the Bills in 2018.

## IF YOU HAVEN'T 'HERD'

## WHATEVER IT TAKES

Back during his high school playing days with the Eufaula High Yellow Jackets, Neal was an All-State wide receiver in both 2012 and 2011, when he totaled 76 receptions and 21 touchdowns.

Upon arriving at Jacksonville State, the Gamecocks coaches switched Neal over to the defensive side of the ball and put him at linebacker. The switch paid off when in 2016 he made 80 tackles, 11.5 for loss, an interception and four pass break-ups to become an All-Conference selection.

Despite how well he performed at the linebacker position, Gamecock coaches again asked him to switch positions in 2017 and moved him back to the safety position.

Adept at finding ways to help the team win, Neal embraced the change telling the *Gadsden Times*, "I love it. It's something different for me, but I'll get the job done. They put me out there so I have to perform my task."

Once again Neal's position change was seamless and he again was a first-team All-Conference selection in 2017.

## PERSONAL

The son of Glenn Neal and Rhonda Walker, Siran has six brothers and one sister. He also has twin daughters, Londyn and Lauryn Neal. He earned his degree in criminal justice.





## SIRAN NEAL - NFL REGULAR SEASON STATISTICS

		TACKLES										INTERCEPTIONS					FUMBLES			ST				MISC			
DATE	TEAM	GP	GS	TK	S	A	TFL	YDS	SK	YDS	QBH	NO	YDS	LG	TD	PD	FF	FR	YDS	TK	S	A	FF	FR	S	A	
2018	Bills	2	0	1	0	1	0	0	0.0	0.0	0	0	0	0	0	0	0	0	0	0	1	1	0	0	0	0	0
TOTALS		2	0	1	0	1	0	0	0.0	0.0	0	0	0	0	0	0	0	0	0	0	1	1	0	0	0	0	0

## 2018 GAME-BY-GAME REGULAR SEASON STATISTICS (BILLS)

		TACKLES										INTERCEPTIONS					FUMBLES			ST				MISC				
DATE	OPP		TK	S	A	SK	YDS	TFL	YDS	QBH	NO	YDS	LG	TD	PD	FF	FR	YDS	TK	S	A	FF	FR	S	A	W/L	SCORE	
09/09	at Ravens	P	1	0	1	0.0	0.0	0	0	0	0	0	0	0	0	0	0	0	0	0	0	0	0	0	0	L	3-47	
09/16	CHARGERS	P	0	0	0	0.0	0.0	0	0	0	0	0	0	0	0	0	0	0	1	1	0	0	0	0	0	L	20-31	
2018 TOTALS			2-0	1	0	1	0.0	0.0	0	0	0	0	0	0	0	0	0	0	0	1	1	0	0	0	0	0-2		

# 71 T MARSHALL NEWHOUSE



6-4 330 9<sup>TH</sup> YEAR 

SEPTEMBER 29, 1988 (AGE 29)

 RICHARDSON, TEXAS

 LAKE HIGHLANDS HIGH SCHOOL

 **TCU**  
TEXAS CHRISTIAN

**ACQUIRED 2018**

Joined the Bills via free agency on March 19, 2018.

## SHOUTOUTS

- Has started in 70 of the 100 career games he has appeared in.
- Participated in the My Cause, My Cleats initiative with the Raiders last year as he wore cleats dedicated to the Children's Hospital of Orange County Heart Institute.
- Was a member of the Green Bay Packers when they won the Super Bowl XLV.
- Has seen time at both guard and tackle during his NFL career.
- Was the 2006 UIL Texas state shot put champion for class 5A with a toss of 62 feet and two inches. He finished third in the state in the powerlifting championships.
- Named First-Team All-Mountain West Conference after his senior season at TCU in 2009.
- Spent all four years at TCU (2006-09) with Bills DE Jerry Hughes.



## FIRST-AND-10

**MARSHALL NEWHOUSE** comes to the Bills after spending last season with the Oakland Raiders. The offensive tackle entered the NFL as a fifth round draft pick with the Green Bay Packers in 2010. He has also played for the Cincinnati Bengals (2014) and the New York Giants (2015-16).

## IF YOU HAVEN'T 'HERD'

### TECH FOCUSED

Newhouse has a large interest in the tech community. "My Dad is a computer programmer, so that's how I got started," Newhouse told Athletes Quarterly. "When I was a kid, I started building PCs and I was into computer pc gaming."

Newhouse was able to take time to visit the Facebook headquarters with the Athletes Transition U business combine. He also attended the Consumer

Electronics Show and AfroTech, which is a conference focused on African-American tech entrepreneurs.

He attended SXSW in 2017 and took time to appear on a panel to talk about wearable technology.

"I was part of a panel at SXSW, talking technology, and how that kind of equates in the professional athlete field. I'm big into technology in my spare time."

## PERSONAL

The son of John and Sharon Newhouse. He majored in Advertising and Public Relations at TCU. His father played football at the University of Houston and his cousin, the late Robert Newhouse, played fullback for the Cowboys.

## GAMES PLAYED/STARTED

2011 (GB, 16/13), 2012 (GB, 16/16), 2013 (GB, 15/2), 2014 (Cin, 15/5), 2015 (NYG, 14/14), 2016 (NYG, 10/6), 2017 (Oak, 14/14), 2018 (BUF, 2/0) ... Total: (102/70). Playoffs: 2016 (NYG, 1/1)



## IF YOU HAVEN'T 'HERD'



### MENTORING MAN

When he's not on the football field, Newhouse takes time to influence and inspire those who might need it. "There are times back home, if I get a group of kids in football camp or an afterschool program, it's an opportunity for me to impart some of my experiences on them. I like mentoring young black men. There's often times not a lot of active role models in their lives, or guys who can give them advice and lead them in life. And so I enjoy doing stuff like that, even on my teams among younger players," Newhouse told Athletes Quarterly.



### FOOD FOR THE SOUL

Newhouse describes himself as both a guy who loves to eat and loves to cook. Growing up, he was always helping his mom in the kitchen, and assisting his dad who ran the barbeque. "I love the origins of where cuisine comes from, and eating new stuff, trying new things."

This past offseason, Newhouse acted as a judge at the Austin Ice Cream Festival and will be featured in Edible Austin Magazine, cooking one of his favorite dishes.

## THE STAMPEDE

### FIRST JOB:

Worked with Dad helping with home projects

### LAST THING YOU ORDERED OFF THE INTERNET:

A deli slicer

### FAVORITE MUSICAL ARTIST:

Anderson Paak, the Roots

### PET PEEVE:

Slow drivers or people who chew with their mouths open

### FAVORITE MEAL:

Chicken Parm

### HOBBIES:

Board games, reading, movies, fishing, traveling

### FAVORITE MOVIE:

The Fifth Element

### FAVORITE HOLIDAY:

Valentine's Day

### SOMETHING ABOUT YOU PEOPLE DON'T KNOW:

Originally pursued a degree in Graphic Design

### FAVORITE PLAYER:

Larry Allen



### HARDEST THING ABOUT BEING A LINEMAN:

Fitting on planes and buying clothes off the rack

### FAVORITE TV SHOW:

Seinfeld

### NICKNAME:

Marsh

### BUCKET LIST ITEM:

Travel the world

### IF YOU COULD PLAY ANOTHER SPORT:

DH for the NY Yankees

### FAVORITE VACATION SPOT:

Cabo, Mexico

### PRIZED POSSESSION:

Grandmother's old photo album

### MOTIVATION SOURCE:

Make his family proud

# 53 DE NATE ORCHARD



6-3 255 4<sup>TH</sup> YEAR

JANUARY 5, 1993 (AGE 25)



SALT LAKE CITY, UTAH



HIGHLAND HIGH SCHOOL



UTAH

ACQUIRED 2018

Signed by the Bills as a free agent on September 10, 2018.

## SHOUTOUTS

- Has five sacks in 34 career games played.
- In 2015, became the third Browns rookie since 1982 to record a sack and INT in the same game (at KC).
- Named a first-team All-American in 2014 and finished his career at Utah tied for third in school history with 25 career sacks.

## THE STAMPEDE

**Sports idol growing up?**

LeBron James

**Hidden talent?**

Can play the piano

**Favorite movie?**

Despicable Me

**Favorite type of music?**

Country or reggae

**Interesting fact?**

Played two seasons with Bills DT Star Lotulelei at Utah (2011-2012)



## FIRST-AND-10

**NATE ORCHARD** enters his fourth NFL season and first with the Bills in 2018. After originally entering the NFL in 2015 as a second round pick (51st overall) of the Cleveland Browns out of Utah, the defensive end spent three seasons in Cleveland (2015-17) before being released prior to the start of the 2018 season.

## IF YOU HAVEN'T 'HERD'

### A NEW LAST NAME

Born in Los Angeles as Nathaniel Fakahafua, Orchard moved to Salt Lake City to live with his brother at 11 years old. Shortly after, he moved in with his basketball coach, Dave Orchard, and his family.

Nate went on to change his last name from Fakahafua to Orchard because of the impact the family made on him growing up. Leading up to the NFL Draft in 2015, Orchard penned a first-person diary for the USA Today and explained his decision:

"It was a roller coaster of a transition, coming from Inglewood and all the way here to Sugar House in Salt Lake City ...The Orchards stuck with me through thick and thin. There were multiple times I ran away. I knew in my heart the Orchard family was the closest thing, the realest thing I had to a family. That's why I changed my name from Nate Fakahafua to Nate Orchard before I got married two years ago, going into my junior year," Orchard wrote.

## PERSONAL

Full name is Nathaniel Fakahafua Orchard. Has seven siblings. He and his wife, Maegan, have two daughters.



## NATE ORCHARD - NFL REGULAR SEASON STATISTICS

			TACKLES								INTERCEPTIONS					FUMBLES			ST					MISC			
DATE	TEAM	GP	GS	TK	S	A	TFL	YDS	SK	YDS	QBH	NO	YDS	LG	TD	PD	FF	FR	YDS	TK	S	A	FF	FR	S	A	
2015	Browns	15	11	36	24	12	4	20	3.0	15.0	4	1	46	46	0	4	1	0	0	0	0	0	0	0	0	0	0
2016	Browns	3	1	4	2	2	0	0	0.0	0.0	3	0	0	0	0	0	0	0	0	0	0	0	0	0	0	0	
2017	Browns	16	1	25	14	11	5	24	2.0	16.0	6	0	0	0	0	0	1	1	0	0	0	0	0	0	0	0	
2018	Browns	0	0	0	0	0	0	0	0.0	0.0	0	0	0	0	0	0	0	0	0	0	0	0	0	0	0	0	
2018	Bills	1	0	0	0	0	0	0	0.0	0.0	0	0	0	0	0	0	0	0	0	0	0	0	0	0	0	0	
<b>TOTALS</b>		<b>35</b>	<b>13</b>	<b>65</b>	<b>40</b>	<b>25</b>	<b>9</b>	<b>44</b>	<b>5.0</b>	<b>31.0</b>	<b>13</b>	<b>1</b>	<b>46</b>	<b>46</b>	<b>0</b>	<b>4</b>	<b>2</b>	<b>1</b>	<b>0</b>	<b>0</b>	<b>0</b>	<b>0</b>	<b>0</b>	<b>0</b>	<b>0</b>	<b>0</b>	

## SINGLE-GAME HIGHS: DEFENSIVE

**Total Tackles** 5 vs. Arizona Cardinals, Nov 01, 2015

**Sacks** 2.0 vs. San Francisco 49ers, Dec 13, 2015

**Passes Defensed** 1 at Kansas City Chiefs, Dec 27, 2015

**Forced Fumbles** 1 at Los Angeles Chargers, Dec 03, 2017

**Fumble Recoveries** 1 at Baltimore Ravens, Sep 17, 2017

**Tackles For Loss** 2 vs. San Francisco 49ers, Dec 13, 2015

**Interceptions** 1 at Kansas City Chiefs, Dec 27, 2015

**Interception Return Yards** 46 at Kansas City Chiefs, Dec 27, 2015

## 2018 GAME-BY-GAME REGULAR SEASON STATISTICS (BROWNS/BILLS)

		TACKLES								INTERCEPTIONS					FUMBLES			ST					MISC				
DATE	OPP	TK	S	A	SK	YDS	TFL	YDS	QBH	NO	YDS	LG	TD	PD	FF	FR	YDS	TK	S	A	FF	FR	S	A	W/L	SCORE	
09/09	STEELERS	DID NOT PLAY																									
09/16	CHARGERS	P	0	0	0	0.0	0.0	0	0	0	0	0	0	0	0	0	0	0	0	0	0	0	0	0	0	L	20-31
<b>2018 TOTALS</b>		<b>1-0</b>	<b>0</b>	<b>0</b>	<b>0</b>	<b>0.0</b>	<b>0.0</b>	<b>0</b>	<b>0</b>	<b>0</b>	<b>0</b>	<b>0</b>	<b>0</b>	<b>0</b>	<b>0</b>	<b>0</b>	<b>0</b>	<b>0</b>	<b>0</b>	<b>0</b>	<b>0</b>	<b>0</b>	<b>0</b>	<b>0</b>	<b>0-2</b>		

2

QB

NATHAN  
PETERMAN

6-2

225

2<sup>ND</sup> YEAR

MAY 4, 1994 (AGE 24)



JACKSONVILLE, FLORIDA



BARTRAM TRAIL HIGH SCHOOL


  
PITTSBURGH

ACQUIRED 2017

Drafted by the Bills in the fifth round (171st overall) of the 2017 NFL Draft.

## SHOUTOUTS

- Peterman went 7-for-10 for 79 yards and one touchdown in the fourth quarter of the Bills matchup with New Orleans in Week 10 in his first NFL action.
- In 2017 preseason play, Peterman completed 43 of his 79 pass attempts for 453 yards and one touchdown.
- In his senior season at Pitt, Peterman led the ACC in pass efficiency (163.4 rating), yards per completion (15.43) and yards per attempt (9.33).
- Has two career touchdown passes - one to TE Nick O'Leary and the other to WR Kelvin Benjamin. The first of the two was a 10-yard pass to O'Leary against the Saints and the second was a 8-yard pass to Benjamin against the Colts.
- Was named to the 2016 All-ACC Academic Football Team
- Played in four games during the 2017 season
- Led the highest scoring offense in Pitt football history, which racked up 532 points in 2016



## FIRST-AND-10

**NATHAN PETERMAN** finished his first season with the Bills after being drafted in the fifth round out of Pittsburgh. He started two games as a rookie. Peterman played in 26 games for the Panthers and completed 378 of his 620 pass attempts for 5,142 yards and 47 touchdowns.

## IF YOU HAVEN'T 'HERD'

## FAITH, FAMILY, FOOTBALL

Peterman is the son of Dana and Chuck Peterman and he is the youngest of three boys. His oldest brother, Ryan, works for Citibank and middle brother, Aaron, is a youth minister.

The Peterman family is extremely tight-knit and grounded in their faith. Nathan's father, Chuck, started the Creekside Christian Church out of their Florida home on Mother's Day in 2002.

"Luckily, I think they just raised us so well that they told us, 'Hey, it's your choice,'" Nathan told the Pittsburgh Post-Gazette about his Christian faith. "Honestly, I was just completely blessed with two other brothers that paved the way for me and showed me it is cool to be a Christian."

## 3DQB

Peterman spent time during the 2018 offseason training with Dr. Tom House at 3DQB, who has previously worked with Tom Brady and Drew Brees. While there, he focused mainly on mechanics and preparing for OTAs in the spring.

## PERSONAL

Born May 4, 1994 in Jacksonville, Florida, Nathan is the son of Dana and Chuck Peterman. He lives with his wife, Morgan, and they have a Yellow Lab named Copper.

@NATEPETERMAN

@NATEPETERMAN

2

QB

NATHAN  
PETERMAN

## IF YOU HAVEN'T 'HERD'



## DEATH VALLEY UPSET

Peterman put his name on the map on November 12, 2016 when he led the Pitt Panthers to a 43-42 upset win over Deshaun Watson and the #2 Clemson Tigers in Death Valley.

Peterman was named the Walter Camp National Offensive Player of the Week after throwing for a career-high 308 yards and five touchdowns. He was the first player with five passing touchdowns and no interceptions against an AP top-3 opponent since Matt Leinart did it for USC against Oklahoma in the 2004 National Championship.

## MY CAUSE, MY CLEATS

Nathan participated in the NFL initiative "My Cause, My Cleats" during the Week 13 game against the New England Patriots by wearing cleats in support of the Juvenile Diabetes Research Foundation. Both of Nathan's older brothers have Type One Juvenile Diabetes.

"If I could tell those affected by my cause one message, it would be to hang in there, stay strong, and stay consistent," Peterman said in support of JDRF.

THE  
STAMPEDE

## ALL-TIME FAVORITE QB:

Drew Brees

IF YOU COULD PLAY  
ANOTHER SPORT:

Basketball for Miami Heat

## FAVORITE MUSICAL ARTIST:

Hillsong United

## FAVORITE MEAL:

A really good steak

## FAVORITE TV SHOW:

Kings of Queens

## FIRST JOB:

Bank teller

## HIGH SCHOOL SPORTS:

Basketball for two years in high school

## NICKNAMES:

Tigger

## PROUDEST ACHIEVEMENT:

Marrying wife

MAIN SOURCE OF  
MOTIVATION:

Just focusing on being great

## BIGGEST PET PEEVE:

Complacency

## FIRST SPORTS JERSEY:

Tracy McGrady

FAVORITE BUFFALO  
RESTAURANT:

Bar Bill

## FAVORITE MOVIE:

Inception

## FAVORITE EMOJI:

The fist

## BUCKET LIST ITEM:

To go scuba diving in Australia

IF YOU COULD PLAY  
ANOTHER POSITION:

Tight end

## DREAM JOB:

General Manager

## HOBBIES:

Golf

## BEST ADVICE RECEIVED:

Find your identity in who God says you are.

@NATEPETERMAN

@NATEPETERMAN

2

QB

NATHAN  
PETERMAN

## NATHAN PETERMAN - NFL REGULAR SEASON PASSING STATISTICS

DATE	TEAM	GP	GS	ATT.	CMP.	PCT.	YDS	AVG.	TD	INT.	LG	SK	LST	RATE
2017	Bills	4	2	49	24	49.0	252	5.1	2	5	21	1	5	38.4
2018	Bills	1	1	18	5	27.8	24	1.3	0	2	10	3	12	0.0
TOTALS		5	3	67	29	43.3	276	4.1	2	7	21	4	17	25.7

## NATHAN PETERMAN - NFL POSTSEASON PASSING STATISTICS

DATE	TEAM	GP	GS	ATT.	CMP.	PCT.	YDS	AVG.	TD	INT.	LG	SK	LST	RATE
2017	Bills	1	0	3	1	33.3	14	4.7	0	1	14	0	0	9.7
TOTALS		1	0	3	1	33.3	14	4.7	0	1	14	0	0	9.7

## NATHAN PETERMAN - NFL POSTSEASON RUSHING STATISTICS

DATE	TEAM	NO.	YDS.	AVG.	LG	TD
2017	Bills	1	4	4.0	4	0
TOTALS		1	4	4.0	4	0

## 2018 GAME-BY-GAME REGULAR SEASON STATISTICS (BILLS)

DATE	OPPONENT	P/S	PASSING											RUSHING					SCORE
			ATT	CMP	YDS	PCT	Y/A	Y/C	TD	INT	LG	SK/YD	RATE	ATT	YDS	LG	TD	W/L	
09/09	at Ravens	S	18	5	24	27.8	1.3	4.8	0	2	10	3/12	0.0	1	1	1	0	L	3-47
09/16	CHARGERS		DID NOT PLAY (NON-INJURY)														L	20-31	
2018 TOTALS		1-1	18	5	24	27.8	1.3	4.8	0	2	10	3/12	0.0	1	1	1	0	0-2	



# 99 DT HARRISON PHILLIPS



6-3 307 ROOKIE



JANUARY 25, 1996 (AGE 22)



OMAHA, NE



MILLARD WEST HIGH SCHOOL



STANFORD

ACQUIRED 2018

Drafted by the Bills in the third round of the 2018 NFL Draft.

## SHOUTOUTS

- Recorded four tackles and two sacks for a loss in his NFL debut against Baltimore in Week 1.
- Was named to the FWAA All-America second team and the AP All-America third team for his play at defensive tackle in the 2017 season.
- Earned first-team All-Pac-12 honors in 2017 after recording 103 tackles, 17.0 tackles for a loss and 7.5 sacks. He was the only defensive lineman in the FBS with over 100 tackles.
- Secured All-Pac-12 honorable mention after his junior season during which he compiled 46 tackles, 9.5 tackles for a loss and 6.5 sacks.
- Was a team captain in 2017.
- Was named to the Pac-12 All-Academic team for both the 2016 and 2017 seasons.
- Had a career high 13 tackles in the 2017 Pac-12 Championship game against USC.
- Earned the Alamo Bowl Sportsmanship Award for the 2017 Alamo Bowl.
- Was named the 2013 Gatorade Nebraska Football Player of the Year during his senior year of high school.



## FIRST-AND-10

**HARRISON PHILLIPS** leaves Stanford (2014-17) after leading the Cardinal with 103 tackles as a team captain in his senior year. A first-team All-Pac-12 selection in 2017, Phillips was the 96th overall selection in the third round by the Bills in 2018.

## IF YOU HAVEN'T 'HERD'

### WRESTLING CHAMPION

In addition to his dominant play on the gridiron while in high school at Millard West in Nebraska, Phillips was also a force to be reckoned with in wrestling.

A three-time state champion, Phillips lettered in wrestling for four years and he worked his way up from wrestling at 189 pounds as a freshman to winning the Class A 285-pound state title as a senior. His experiences as a wrestler have helped in his growth as a football player.

"All the football coaches loved that I was a wrestler. It means you're good with your hips and good with your hands," he told the Lincoln Journal Star when he was in high school. "You have to be able to shoot, and that's like firing off the line. You have to be quick and agile."

Phillips also was a four-time track and field varsity letterwinner in high school and finished second in the state in discus.

## PERSONAL

The son of Paul and Tammie Rose Phillips, Harrison also has a sister, Delanie, who played soccer at Nebraska-Kearney. Harrison was a double major in sociology and science, technology and society with a minor in education while at Stanford.



## IF YOU HAVEN'T 'HERD'



### COMMITTED TO THE COMMUNITY

Phillips not only played football and had a double major while at Stanford, but he also made sure to spend a considerable amount of time in the community.

Phillips was one of 11 FBS players named to the 2017 Allstate AFCA Good Works Team for his community work. He is a board member of The Playmakers Organization, which is committed to mentoring at-risk minority youth. He was involved in the program both in California and back home in Nebraska.



### KING OF THE BOARDS

Phillips was willing to do anything to earn a scholarship to play football and despite dominating on the Nebraska high school scene, he wasn't getting the offers he thought he deserved.

The Phillips family took a calculated risk and sent Harrison off to a Stanford football camp for one last shot at his dream. At the camp, Harrison won the one-on-one battle known as "King of the Boards" against much bigger opponents and finally earned his scholarship. The risk paid off big time.

### THE STAMPEDE

**MAIN SOURCE OF MOTIVATION:**

Faith and Family

**IF YOU COULD PLAY ANOTHER SPORT:**

Wrestling

**FIRST JOB:**

Construction

**BIGGEST PET PEEVE:**

People not eating all of their meal at a fancy restaurant

**FAVORITE TV SHOW:**

The Office

**BEST ADVICE RECEIVED:**

Anything in life worth doing is worth overdoing

**NICKNAMES:**

Horrible Harry

**FAVORITE MEAL:**

Beef ribs

**ONE THING ABOUT YOU PEOPLE DON'T KNOW:**

Can do a split and has drank a whole gallon of chocolate milk in one sitting

**FIRST SPORTS JERSEY:**

Vince Young Texas jersey



**NUMBER ONE THING ON YOUR BUCKET LIST:**

Win the Super Bowl as a Buffalo Bill

**FAVORITE MOVIE:**

Friday Night Lights

**HIDDEN TALENT:**

Can solve a Rubik's cube

**HOBBIES:**

Lifting weights and watching film.

**STRANGEST THING YOU LIKE TO EAT:**

Runza

**DREAM JOB:**

Veterinarian

**PROUDEST ACHIEVEMENT:**

Graduating from Stanford with a double major

**PETS:**

Family has a dog (Beckham) and a cat (Chipper)

99

DT

HARRISON  
PHILLIPS

## 2018 GAME-BY-GAME REGULAR SEASON STATISTICS (BILLS)

DATE	OPP		TACKLES							INTERCEPTIONS					FUMBLES			ST			MISC			SCORE				
			TK	S	A	SK	YDS	TFL	YDS	QBH	NO	YDS	LG	TD	PD	FF	FR	YDS	TK	S	A	FF	FR		S	A	W/L	
09/09	at Ravens	P	4	4	0	0.0	0.0	2	2	0	0	0	0	0	0	0	0	0	0	0	0	0	0	0	0	0	L	3-47
09/16	CHARGERS	P	3	1	2	0.0	0.0	0	0	0	0	0	0	0	0	0	0	0	0	0	0	0	0	0	0	L	20-31	
2018 TOTALS			2-0	7	5	2	0.0	0.0	2	2	0	0	0	0	0	0	0	0	0	0	0	0	0	0	0	0-2		

30

CB

LAFAYETTE  
PITTS

5-11

195

3<sup>RD</sup> YEAR

SEPTEMBER 24, 1992 (AGE 25)



DUQUESNE, PENNSYLVANIA

SCOTLAND COUNTY  
HIGH SCHOOLPitt  
PITTSBURGH

ACQUIRED 2017

Claimed off waivers on  
October 26, 2017.

## SHOUTOUTS

- Had 8 special teams tackles during the 2017 season.
- While at Pittsburgh, started at cornerback in all 13 games three out of his four seasons.
- Finished his senior season with 34 tackles, 2 tackles for loss, one sack and one interception.

## THE STAMPEDE

**First sports jersey you owned?**

Carmelo Anthony

**Dream job outside of sports?**

Would like to be a chef

**What is your proudest achievement outside of football?**

College graduation

**What's your favorite vacation spot?**

Italy

**What's the number one thing on your bucket list?**

Would like to visit Italy and Jordan



## FIRST-AND-10

**LAFAYETTE PITTS** joined the Bills in 2017 after playing six games with the Jacksonville Jaguars in the same season. Pitts entered the NFL in 2016 as an undrafted free agent with Miami. He spent time on the Dolphins practice squad and active roster before joining the Jaguars on September 3rd, 2017.

## IF YOU HAVEN'T 'HERD'

## PITT PRODUCT

Pitts started in 51 games throughout his four-year career as a defensive back at Pittsburgh. He recorded 152 total tackles, 29 passes defended and four interceptions. Pitts was named a senior captain in 2015 team and tied for second on the team with six passes broken up. When asked by Scott Porter by Draft Recon, Pitts said that he felt his greatest football accomplishment in college was being a four year starter at a successful D1 program. He also took tremendous pride in being named captain.

"That meant a lot to me," Pitts said. "Guys looked up to me being the leader of the team. I embraced that role as much as possible."

## GIVING BACK

Pitts travelled with Dolphins teammates Matt Darr and MarQueis Groy to Amalfi, Italy in 2017 with Armed Forces Entertainment. The trio met with troops as a morale booster for those fighting for our country.

## PERSONAL

Pitts graduated from the University of Pittsburgh with a degree in administration of justice. He is the son of Marsha Pitts and Clifton Carley.



## LAFAYETTE PITTS - NFL REGULAR SEASON STATISTICS

DATE	TEAM	GP	GS	TACKLES								INTERCEPTIONS					FUMBLES			ST					MISC			
				TK	S	A	TFL	YDS	SK	YDS	QBH	NO	YDS	LG	TD	PD	FF	FR	YDS	TK	S	A	FF	FR	S	A		
2016	Dolphins	8	0	0	0	0	0	0	0	0.0	0.0	0	0	0	0	0	0	0	0	0	0	3	1	2	0	0	0	0
2017	Jaguars	6	0	0	0	0	0	0	0	0.0	0.0	0	0	0	0	0	0	0	0	0	0	1	1	0	0	0	0	0
2017	Bills	10	0	2	1	1	0	0	0.0	0.0	0	0	0	0	0	0	0	0	0	0	0	6	6	0	0	0	0	0
2018	Bills	2	0	1	1	0	0	0	0.0	0.0	0	0	0	0	0	0	0	0	0	0	0	1	1	0	0	0	0	0
<b>TOTALS</b>		<b>26</b>	<b>0</b>	<b>3</b>	<b>2</b>	<b>1</b>	<b>0</b>	<b>0</b>	<b>0.0</b>	<b>0.0</b>	<b>0</b>	<b>0</b>	<b>0</b>	<b>0</b>	<b>0</b>	<b>0</b>	<b>0</b>	<b>0</b>	<b>0</b>	<b>0</b>	<b>0</b>	<b>11</b>	<b>9</b>	<b>2</b>	<b>0</b>	<b>0</b>	<b>0</b>	<b>0</b>

## LAFAYETTE PITTS - NFL POSTSEASON STATISTICS

DATE	TEAM	GP	GS	TACKLES								INTERCEPTIONS					FUMBLES			ST					MISC			
				TK	S	A	TFL	YDS	SK	YDS	QBH	NO	YDS	LG	TD	PD	FF	FR	YDS	TK	S	A	FF	FR	S	A		
2016	Dolphins	1	0	0	0	0	0	0	0	0.0	0.0	0	0	0	0	0	0	0	0	0	0	0	0	0	0	0	0	0
2017	Bills	1	0	0	0	0	0	0	0	0.0	0.0	0	0	0	0	0	0	0	0	0	0	0	0	0	0	0	0	0
<b>TOTALS</b>		<b>2</b>	<b>0</b>	<b>0</b>	<b>0</b>	<b>0</b>	<b>0</b>	<b>0</b>	<b>0</b>	<b>0.0</b>	<b>0.0</b>	<b>0</b>	<b>0</b>	<b>0</b>	<b>0</b>	<b>0</b>	<b>0</b>	<b>0</b>	<b>0</b>	<b>0</b>	<b>0</b>	<b>0</b>	<b>0</b>	<b>0</b>	<b>0</b>	<b>0</b>	<b>0</b>	<b>0</b>

## SINGLE-GAME HIGHS: DEFENSIVE

**Total Tackles** 2 vs. New England Patriots, Dec 03, 2017

**Special Teams Tackles** 2 vs. Indianapolis Colts, Dec 10, 2017

## 2018 GAME-BY-GAME REGULAR SEASON STATISTICS (BILLS)

DATE	OPP		TACKLES								INTERCEPTIONS					FUMBLES			ST					MISC			
			TK	S	A	SK	YDS	TFL	YDS	QBH	NO	YDS	LG	TD	PD	FF	FR	YDS	TK	S	A	FF	FR	S	A	W/L	SCORE
09/09	at Ravens	P	0	0	0	0.0	0.0	0	0	0	0	0	0	0	0	0	0	0	1	1	0	0	0	0	0	L	3-47
09/16	CHARGERS	P	1	1	0	0.0	0.0	0	0	0	0	0	0	0	0	0	0	0	0	0	0	0	0	0	0	L	20-31
<b>2018 TOTALS</b>			<b>2-0</b>	<b>1</b>	<b>1</b>	<b>0</b>	<b>0.0</b>	<b>0.0</b>	<b>0</b>	<b>0</b>	<b>0</b>	<b>0</b>	<b>0</b>	<b>0</b>	<b>0</b>	<b>0</b>	<b>0</b>	<b>0</b>	<b>1</b>	<b>1</b>	<b>0</b>	<b>0</b>	<b>0</b>	<b>0</b>	<b>0</b>	<b>0-2</b>	

# 21 S JORDAN POYER



6-0 191 6<sup>TH</sup> YEAR

APRIL 25, 1991 (AGE 27)

ASTORIA, OREGON

ASTORIA HIGH SCHOOL

OREGON STATE

ACQUIRED 2017

Came to the Bills via free agency on March 9, 2017.

## SHOUTOUTS

- Poyer was the only player in the NFL in 2017 with over 95 tackles, two sacks and five interceptions.
- In his first season as a full-time starter, Poyer set a career-high with 95 tackles, 5 interceptions and 13 passes defended in 2017.
- Was the first consensus All-America selection at Oregon State since John Didion in 1967.
- Poyer recorded his first career pick-six against the New England Patriots in Week 16 of the 2017 season when he intercepted Patriots QB Tom Brady and returned the pass 19 yards for the touchdown.
- Poyer became the first Bill since Sam Adams in 2003 to tally a sack and an interception in his first game as a Bill
- In 2017, Poyer also became the first defensive back in the NFL to record a sack and an interception on Kickoff Weekend since Harrison Smith did it for the Vikings in 2014.
- Lists his parents as his biggest influences due to their work as juvenile delinquent counselors.



## FIRST-AND-10

**JORDAN POYER** came to the Bills through free agency in 2017 after previously playing for the Cleveland Browns and the Philadelphia Eagles. The Oregon native originally entered the league when he was drafted in the seventh round of the 2013 NFL Draft by the Eagles.

## IF YOU HAVEN'T 'HERD'

### ED BLOCK AWARD

Poyer was named the 2017 Ed Block Courage Award winner for the Bills after returning from a lacerated kidney and bruised liver he suffered while playing for the Cleveland Browns in 2016 and performing at a career-best level.

He was the only player in the NFL in 2017 to record over 95 tackles, two sacks and five interceptions as he helped guide the Bills to their first playoff appearance in 17 years.

The Ed Block Courage Award is presented to the Buffalo Bills player who exemplifies a commitment to the principles of sportsmanship and courage. The recipient symbolizes professionalism, great strength, dedication and serves as a community role model for others.

Poyer was honored at the 40th annual national Ed Block Courage Awards Foundation ceremony in Baltimore in March.

## PERSONAL

Born April 25, 1991 in Astoria, Oregon, Jordan is the son of Julie and Fa'alaeo Poyer. Poyer studied Communications and graduated from Oregon State University. He lives with his wife, Rachel, and their daughter, Aliyah. Poyer also has two bulldogs named Taz and Luna.

21

S

JORDAN  
POYER

## IF YOU HAVEN'T 'HERD'



## TAKE ME OUT TO THE BALL GAME

If it wasn't for his love of football, Poyer believes he could be playing baseball in the MLB today. Drafted in the 42nd round of the 2009 MLB Draft by the Marlins following a stellar high school career, Poyer instead chose to play football and pursue baseball at Oregon State. Poyer chose to quit baseball to focus on football while with the Beavers, but the passion never went away. Poyer recently took part in batting practice with the Buffalo Bisons and threw out the first pitch on May 7th before their game against the Rochester Red Wings.

## SCHOLASTIC SUPERSTAR

Poyer remains a high school legend in his hometown of Astoria, Oregon. He led his school to state titles in both football and baseball on the 4A level. On the gridiron, he was named the 4A Offensive and Defensive Player of the Year as a senior, starting as a quarterback and a safety. On the basketball court, he was named the 2009 Cowapa League Player of the Year and he pitched the baseball team to a state title. In all, Poyer earned 11 varsity letters, which puts him as one of the most decorated athletes in Oregon high school history.

THE  
STAMPEDE

## FAVORITE MOVIE:

Remember the Titans

## PRE-GAME RITUAL:

Listen to "Ink My Whole Body" by Wiz Khalifa

CHILDHOOD SPORTS  
IDOLS:

Shaun Alexander and Derek Jeter

## FIRST JOB:

Veterinarian Assistant

## BUCKET LIST ITEM:

Travel to all 7 continents

## HOBBIES:

Anything on the water, especially deep sea fishing

## NICKNAMES:

J-Po

## BIGGEST PET PEEVE:

Traffic

FAVORITE BUFFALO  
RESTAURANT:

The WD Bar &amp; Grill at the Seneca Buffalo Creek Casino

## FAVORITE FOOD:

Mom's Spaghetti

FAVORITE MUSICAL  
ARTISTS:

Wiz Khalifa, Future and Drake

BEST PLAYER YOU'VE  
FACED:

Josh Gordon in practice with the Browns

## MOST PRIZED POSSESSION:

Ed Block Courage Award

FIRST SPORTS JERSEY YOU  
OWNED:

Shaun Alexander Seahawks jersey

## FAVORITE TV SHOW:

First 48 &amp; Family Guy

WHO DO YOU MODEL  
YOUR GAME AFTER:

Casey Heyward and Cortland Finnegan

## FAVORITE EMOJI:

Crying Laughter



## JORDAN POYER - NFL REGULAR SEASON STATISTICS

		TACKLES										INTERCEPTIONS					FUMBLES			ST					MISC		
DATE	TEAM	GP	GS	TK	S	A	TFL	YDS	SK	YDS	QBH	NO	YDS	LG	TD	PD	FF	FR	YDS	TK	S	A	FF	FR	S	A	
2013	Eagles	3	0	2	1	1	0	0	0.0	0.0	0	0	0	0	0	0	0	0	0	0	1	1	0	0	0	0	0
2013	Browns	9	0	13	13	0	0	0	0.0	0.0	0	0	0	0	0	0	0	0	0	0	5	5	0	0	0	0	0
2014	Browns	16	0	9	5	4	0	0	0.0	0.0	0	0	0	0	0	0	0	0	0	12	10	2	1	0	0	0	0
2015	Browns	14	4	37	25	12	1	4	1.0	0.0	2	2	24	12	0	4	0	1	4	6	3	3	0	0	0	0	0
2016	Browns	6	6	36	27	9	1	6	0.0	0.0	0	0	0	0	0	2	0	0	0	3	2	1	0	0	0	0	0
2017	Bills	15	15	95	63	32	4	24	2.0	18.0	2	5	33	19†	1	13	0	1	32	0	0	0	0	0	0	0	0
2018	Bills	2	2	15	10	5	2	6	0.0	0.0	0	0	0	0	0	0	1	0	0	0	0	0	0	0	0	0	0
<b>TOTALS</b>		<b>65</b>	<b>27</b>	<b>207</b>	<b>144</b>	<b>63</b>	<b>8</b>	<b>40</b>	<b>3.0</b>	<b>18.0</b>	<b>4</b>	<b>7</b>	<b>57</b>	<b>19†</b>	<b>1</b>	<b>19</b>	<b>1</b>	<b>2</b>	<b>36</b>	<b>27</b>	<b>21</b>	<b>6</b>	<b>1</b>	<b>0</b>	<b>0</b>	<b>0</b>	<b>0</b>

## JORDAN POYER - NFL POSTSEASON STATISTICS

		TACKLES										INTERCEPTIONS					FUMBLES			ST					MISC		
DATE	TEAM	GP	GS	TK	S	A	TFL	YDS	SK	YDS	QBH	NO	YDS	LG	TD	PD	FF	FR	YDS	TK	S	A	FF	FR	S	A	
2017	Bills	1	1	5	3	2	0	0	0.0	0.0	0	0	0	0	0	0	0	0	0	0	0	0	0	0	0	0	0
<b>TOTALS</b>		<b>1</b>	<b>1</b>	<b>5</b>	<b>3</b>	<b>2</b>	<b>0</b>	<b>0</b>	<b>0.0</b>	<b>0.0</b>	<b>0</b>	<b>0</b>	<b>0</b>	<b>0</b>	<b>0</b>	<b>0</b>	<b>0</b>	<b>0</b>	<b>0</b>	<b>0</b>	<b>0</b>	<b>0</b>	<b>0</b>	<b>0</b>	<b>0</b>	<b>0</b>	<b>0</b>

## 2018 GAME-BY-GAME REGULAR SEASON STATISTICS (BILLS)

		TACKLES										INTERCEPTIONS					FUMBLES			ST					MISC			
DATE	OPP	TK	S	A	SK	YDS	TFL	YDS	QBH	NO	YDS	LG	TD	PD	FF	FR	YDS	TK	S	A	FF	FR	S	A	W/L	SCORE		
09/09	at Ravens	S	8	4	4	0.0	0.0	0	0	0	0	0	0	0	0	0	0	0	0	0	0	0	0	0	0	L	3-47	
09/16	CHARGERS	S	7	6	1	0.0	0.0	2	6	0	0	0	0	0	1	0	0	0	0	0	0	0	0	0	0	L	20-31	
<b>2018 TOTALS</b>		<b>2-2</b>	<b>15</b>	<b>10</b>	<b>5</b>	<b>0.0</b>	<b>0.0</b>	<b>2</b>	<b>6</b>	<b>0</b>	<b>0</b>	<b>0</b>	<b>0</b>	<b>0</b>	<b>1</b>	<b>0</b>	<b>0</b>	<b>0</b>	<b>0</b>	<b>0</b>	<b>0</b>	<b>0</b>	<b>0</b>	<b>0</b>	<b>0-2</b>			



# 51 LB JULIAN STANFORD



6-1 230 6<sup>TH</sup> YEAR

SEPTEMBER 2, 1990 (AGE 27)

BLOOMFIELD, CONNECTICUT

BLOOMFIELD HIGH SCHOOL

WAGNER

ACQUIRED 2018

Signed with the Bills as a free agent in 2018.

## SHOUTOUTS

- Played all 16 games for the Jets in 2017, totalling 19 tackles throughout the season.
- In 2012 with Jacksonville, became just the second player from Wagner to appear in an NFL game (Rich Kotite 1967-1972).
- Named First-Team All-Northeast Conference as a senior at Wagner.
- Returned two INTs for TDs in college.

## THE STAMPEDE

**A current or former pro you try to model your game after?**

I have always liked Dwight Freeney's game. He went to the same high school as me

**If you could play another sport?**

Golf

**First sports jersey?**

A Michael Vick Falcons jersey

**Nicknames growing up?**

Snacks, because I always had a snack on me



## FIRST-AND-10

**JULIAN STANFORD** comes to the Bills after playing for the Jaguars (2012), Lions (2013-14) and Jets (2015-17). The Wagner product also spent two weeks on the Buccaneers practice squad in 2015. He originally entered the NFL as an undrafted free agent with the Jaguars.

## IF YOU HAVEN'T 'HERD'

### GIVING BACK

Stanford still keeps his hometown of Bloomfield, Connecticut on his mind often. At Thanksgiving time in 2017, he decided that it was time to give back to the small town. Stanford and his wife Tiffany partnered with Foodshare to provide turkey dinners for 150 families in the community.

"I just wanted to do something for my community," Stanford told the Hartford Courant. "Bloomfield is a small town, so sometimes it gets overlooked. It brings me a lot of joy to know I'm making someone's holiday better."

Thanksgiving isn't the only time Stanford chooses to give back to others, however. During the 2018 off season he visited the Academy of Aerospace and Engineering, where he shared his story with current students for their career day.

## PERSONAL

The son of Julie Stanford, Julian married his wife Tiffany in April of 2017. The couple met while both competing as student-athletes at Wagner. Julian graduated from Wagner with a degree in information systems.

51

LB

JULIAN  
STANFORD

## JULIAN STANFORD - NFL REGULAR SEASON STATISTICS

DATE	TEAM	GP	GS	TACKLES								INTERCEPTIONS					FUMBLES			ST					MISC		
				TK	S	A	TFL	YDS	SK	YDS	QBH	NO	YDS	LG	TD	PD	FF	FR	YDS	TK	S	A	FF	FR	S	A	
2012	Jaguars	16	6	17	14	3	1	0	0.0	0.0	0	0	0	0	0	0	0	0	0	0	6	4	2	0	1	0	0
2013	Lions	4	0	0	0	0	0	0	0.0	0.0	0	0	0	0	0	0	0	0	0	0	3	2	1	0	0	0	0
2014	Lions	14	0	0	0	0	0	0	0.0	0.0	0	0	0	0	0	0	0	0	0	0	2	2	0	0	0	0	0
2016	Jets	9	3	19	14	5	1	1	0.0	0.0	0	0	0	0	0	0	0	0	0	0	3	1	2	0	0	0	0
2017	Jets	16	1	8	6	2	1	5	0.0	0.0	0	0	0	0	0	0	0	0	0	12	9	3	0	0	0	0	
2018	Bills	1	0	0	0	0	0	0	0.0	0.0	0	0	0	0	0	0	0	0	0	0	0	0	0	0	0	0	0
TOTALS		60	10	44	34	10	3	6	0.0	0.0	0	0	0	0	0	0	0	0	0	26	18	8	0	1	0	0	

## JULIAN STANFORD - NFL POSTSEASON STATISTICS

DATE	TEAM	GP	GS	TACKLES								INTERCEPTIONS					FUMBLES			ST					MISC		
				TK	S	A	TFL	YDS	SK	YDS	QBH	NO	YDS	LG	TD	PD	FF	FR	YDS	TK	S	A	FF	FR	S	A	
2014	Lions	1	0	0	0	0	0	0	0.0	0.0	0	0	0	0	0	0	0	0	0	0	0	0	0	0	0	0	0
TOTALS		1	0	0	0	0	0	0	0.0	0.0	0	0	0	0	0	0	0	0	0	0	0	0	0	0	0	0	0

## SINGLE-GAME HIGHS: DEFENSIVE

**Total Tackles** 7 vs. Baltimore Ravens, Oct 23, 2016

**Special Teams Tackles**

3 vs. Chicago Bears, Oct 07, 2012

**Tackles For Loss** 1 vs. Jacksonville Jaguars, Oct 01, 2017

**Special Teams Fumble Recoveries** 1 at Minnesota Vikings, Sep 09, 2012

## 2018 GAME-BY-GAME REGULAR SEASON STATISTICS (BILLS)

DATE	OPP		TACKLES								INTERCEPTIONS					FUMBLES			ST					MISC		SCORE					
			TK	S	A	SK	YDS	TFL	YDS	QBH	NO	YDS	LG	TD	PD	FF	FR	YDS	TK	S	A	FF	FR	S	A		W/L				
09/09	at Ravens		INACTIVE																											L	3-47
09/16	CHARGERS	P	0	0	0	0.0	0.0	0	0	0	0	0	0	0	0	0	0	0	0	0	0	0	0	0	0	0	L	20-31			
2018 TOTALS			1-0	0	0	0.0	0.0	0	0	0	0	0	0	0	0	0	0	0	0	0	0	0	0	0	0	0	0-2				

# 75 G WYATT TELLER



6-4 314 ROOKIE



NOVEMBER 21, 1994 (AGE 23)



BEALETON, VIRGINIA



LIBERTY HIGH SCHOOL



VIRGINIA TECH

ACQUIRED 2018

Drafted by the Bills in the fifth round of the 2018 Draft.

## SHOUTOUTS

- Was voted first-team all-conference by the ACC coaches for his play as a 13-game starter at the left guard spot in 2017, where he only allowed five QB pressures all season.
- Garnered honorable mention All-ACC honors in 2016 after starting 12 of the 14 games he played in.
- Awarded the Excalibur award in 2015, which is earned by the Virginia Tech offseason player who demonstrates great leadership, effort and attitude in offseason workouts. Including Teller, only 20 Hokies have received the award since 2000.

## THE STAMPEDE

**How old were you when you first started playing football?**

Four & I have never missed a snap since

**High school sports?**

Wrestling, baseball, basketball, swimming and football

**Biggest pet peeve?**

People who are intolerant of others



## FIRST-AND-10

**WYATT TELLER** enters his first NFL season with Buffalo after being selected in the fifth round (166th overall) out of Virginia Tech. Teller spent four seasons with the Hokies (2013-17), earning first-team All-ACC honors in his final season with Va Tech in 2017.

## IF YOU HAVEN'T 'HERD'

### WHATEVER IT TAKES

Recruited to Virginia Tech as a top defensive line prospect (rated the 6th best defensive end recruit by Rivals), Teller knew he was destined to play in the trenches, but could not have foreseen the transition that awaited him.

Despite being a highly touted defensive line prospect, when Virginia Tech experienced injury concerns along their offense line during Teller's freshman year, he volunteered to make the switch if it would help the team.

"I noticed that I think four or five offensive linemen were injured and their backs were against the wall..." Teller told *TheKeyPlay.com*. "So one day after practice I said 'I'm willing to move to offensive line, I played offensive line in high school, and I'm not afraid to make the change.'"

## PERSONAL

The son of Richard and Cheryl Teller, he has an older brother and three older sisters. Majored in property management while at Va Tech. First name is William, but prefers to go by his middle name Wyatt.

# 82 TE LOGAN THOMAS



6-6 250 4<sup>TH</sup> YEAR

JULY 1, 1991 (AGE 27)



LYNCHBURG, VIRGINIA



BROOKVILLE HIGH SCHOOL



VIRGINIA TECH

ACQUIRED 2016

Joined the Bills via free agency on November 30, 2016.

## SHOUTOUTS

- Caught his first NFL touchdown in the 2017 season in the third quarter of the team's Week 7 matchup with the Tampa Bay Buccaneers.
- Became the first NFL quarterback to have his first career completion be for 80+ yards while with the Cardinals since Pittsburgh Steelers' Neil O'Donnell's 89-yard pass, against the Chargers on September 1, 1991.

## THE STAMPEDE

**If you could play a different position, what would it be?**

Wide receiver

**Favorite musical artist?**

J. Cole

**Favorite player at your position?**

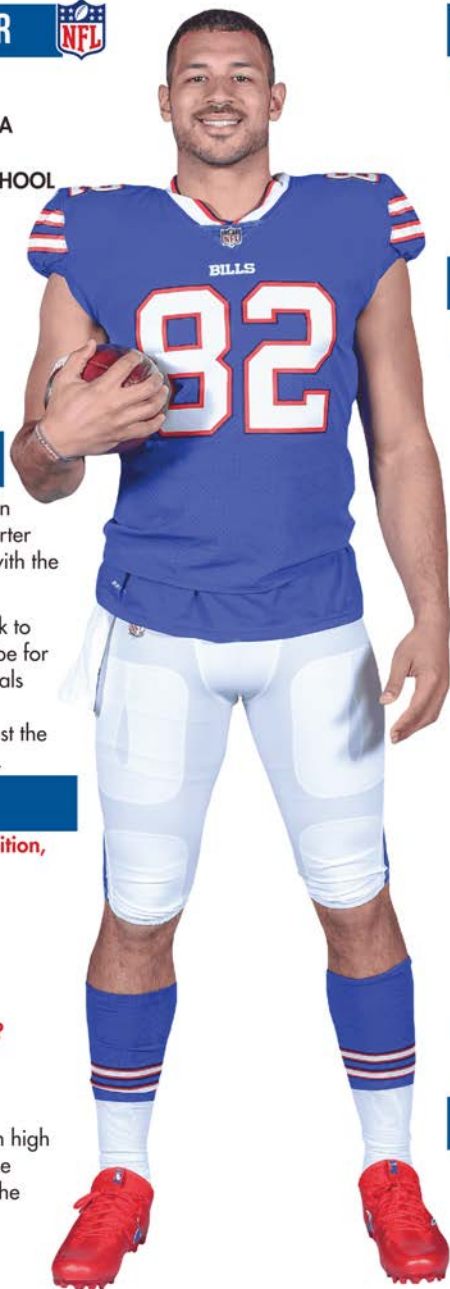
Antonio Gates

**First job?**

Worked at a carpet warehouse in high school, but was too big to fit in the forklift and had to lift and move the carpet manually

**Favorite food?**

Pizza and wings



## FIRST-AND-10

**LOGAN THOMAS** joined the Bills in 2016 following time with the Arizona Cardinals, Miami Dolphins, New York Giants, and Detroit Lions. Thomas was drafted by the Cardinals in the fourth round of the 2014 NFL Draft out of Virginia Tech.

## IF YOU HAVEN'T 'HERD'

### POSITION CHANGE

The position change of Logan Thomas has been well documented as he has made the move from quarterback to tight end. Thomas has stated that this position change has been the biggest obstacle he's faced in his career. After a standout collegiate career playing quarterback at Virginia Tech, Thomas managed to complete one pass in the NFL, an 81-yard touchdown against the Denver Broncos while he was with the Arizona Cardinals before switching over to tight end.

"I had to learn a completely different set of ideals, a completely different verbiage, but it's going very smoothly. Thankfully going from quarterback to tight end is a lot easier than going from tight end to quarterback," Thomas said.

After making the conversion, Thomas caught the first touchdown pass of his career in the third quarter of the team's Week 7 matchup with the Tampa Bay Buccaneers, a 22-yard-pass from former Bills quarterback Tyrod Taylor.

## PERSONAL

Logan is the son of Kim Tarazona. Thomas studied Human Development and graduated from Virginia Tech. He lives with his wife, Brandie and their four children.



## LOGAN THOMAS - NFL REGULAR SEASON STATISTICS

DATE	TEAM	GP	GS	RECEIVING					RUSHING				
				NO.	YDS	AVG	LG	TD	NO.	YDS.	AVG.	LG	TD
2014	Cardinals	2	0	0	0	0.0	0	0	0	0	0.0	0	0
2015	Dolphins	0	0	0	0	0.0	0	0	0	0	0.0	0	0
2016	Giants	0	0	0	0	0.0	0	0	0	0	0.0	0	0
2016	Lions	0	0	0	0	0.0	0	0	0	0	0.0	0	0
2016	Bills	0	0	0	0	0.0	0	0	0	0	0.0	0	0
2017	Bills	12	2	7	67	9.6	22†	1	0	0	0.0	0	0
2018	Bills	2	0	2	31	15.5	24	0	0	0	0.0	0	0
<b>TOTALS</b>		<b>16</b>	<b>2</b>	<b>9</b>	<b>98</b>	<b>10.9</b>	<b>24</b>	<b>1</b>	<b>0</b>	<b>0</b>	<b>0.0</b>	<b>0</b>	<b>0</b>

## LOGAN THOMAS - NFL POSTSEASON STATISTICS

DATE	TEAM	GP	GS	RECEIVING					RUSHING				
				NO.	YDS	AVG	LG	TD	NO.	YDS.	AVG.	LG	TD
2014	Cardinals	1	0	0	0	0.0	0	0	0	0	0.0	0	0
2017	Bills	1	1	1	5	5.0	5	0	0	0	0.0	0	0
<b>TOTALS</b>		<b>2</b>	<b>1</b>	<b>1</b>	<b>5</b>	<b>5.0</b>	<b>5</b>	<b>0</b>	<b>0</b>	<b>0</b>	<b>0.0</b>	<b>0</b>	<b>0</b>

## LOGAN THOMAS - NFL POSTSEASON PASSING STATISTICS

DATE	TEAM	GP	GS	ATT.	CMP.	PCT.	YDS	AVG.	TD	INT.	LG	SK	LST	RATE
2017	Bills	1	1	0	0	0.0	0	0.0	0	0	0	0	0	0.0
<b>TOTALS</b>		<b>2</b>	<b>1</b>	<b>0</b>	<b>0</b>	<b>0.0</b>	<b>0</b>	<b>0.0</b>	<b>0</b>	<b>0</b>	<b>0</b>	<b>0</b>	<b>0</b>	<b>0.0</b>

## 2018 GAME-BY-GAME REGULAR SEASON STATISTICS (BILLS)

DATE	OPPONENT	P/S	RECEIVING					RUSHING					TD	W/L	SCORE
			NO	YDS	LG	TD	ATT	YDS	LG	TD					
09/09	at Ravens	P	1	24	24	0	0	0	0	0	0	0	0	L	3-47
09/16	CHARGERS	P	1	7	7	0	0	0	0	0	0	0	0	L	20-31
<b>2018 TOTALS</b>		<b>2-0</b>	<b>2</b>	<b>31</b>	<b>24</b>	<b>0</b>	<b>0</b>	<b>0</b>	<b>0</b>	<b>0</b>	<b>0</b>	<b>0</b>	<b>0</b>	<b>0-2</b>	

## 2018 GAME-BY-GAME REGULAR SEASON STATISTICS (BILLS)

DATE	OPPONENT	P/S	PASSING											RUSHING				TD	W/L	SCORE	
			ATT	CMP	YDS	PCT	Y/A	Y/C	TD	INT	LG	SK/YD	RATE	ATT	YDS	LG					
09/09	at Ravens	P	0	0	0	0.0	0.0	0.0	0	0	0	0/0	0.0	0	0	0	0	0	0	L	3-47
09/16	CHARGERS	P	0	0	0	0.0	0.0	0.0	0	0	0	0/0	0.0	0	0	0	0	0	0	L	20-31
<b>2018 TOTALS</b>		<b>2-0</b>	<b>0</b>	<b>0</b>	<b>0</b>	<b>0.0</b>	<b>0.0</b>	<b>0.0</b>	<b>0</b>	<b>0</b>	<b>0</b>	<b>0/0</b>	<b>0.0</b>	<b>0</b>	<b>0</b>	<b>0</b>	<b>0</b>	<b>0</b>	<b>0-2</b>		

27

CB

TRE'DAVIOUS  
WHITE

5-11

192

2<sup>ND</sup> YEAR

JANUARY 16, 1995 (AGE 23)



SHREVEPORT, LOUISIANA



GREEN OAKS HIGH SCHOOL



LSU

LOUISIANA STATE

ACQUIRED 2017

Drafted by the Bills in the first round (27th overall) of the 2017 NFL Draft.

## SHOUTOUTS

- White is one of two players in the NFL with 2+ fumble recoveries, 18+ passes defended and 4+ interceptions.
- White leads all rookies in passes defended in the 2017 season (18), along with Marshon Lattimore (18), followed by Adoree' Jackson (17), and Shaquill Griffin (15).
- White has come away with two game-sealing interceptions - one against Kansas City and one against Miami.
- In week 4, White returned a fumble for a touchdown against the Atlanta Falcons, becoming the first rookie to score a defensive touchdown for the Bills since Nickell Robey-Coleman returned an interception in 2013.
- White is responsible for 5 fourth-quarter turnovers (4INTs & 1FF/FR) - tied for the most in the NFL.
- Was the starting cornerback in the Bills first playoff game since 1999.
- White concluded his rookie season with 69 total sacks, 3 tackles for loss, 4 interceptions, 18 passes defended, 1 forced fumble and 2 recoveries.



## FIRST-AND-10

**TRE'DAVIOUS WHITE** finished his first season with the Buffalo Bills after being selected in the first round of the 2017 draft. White registered 167 tackles, 34 pass breakups and six interceptions at LSU before entering the NFL. The cornerback became a starter for the Tigers after his second game as a true freshman, and never came off the bench throughout the rest of his collegiate career.

## IF YOU HAVEN'T 'HERD'

## HOMETOWN HERO

White was born and raised in Shreveport, Louisiana on a street known as Cooper Road. The street is known for gangs and violence and those who are from there will tell you that the biggest challenge is finding a path away from the violence.

White however, was determined to make a name for himself and set an example for those looking for a role model in Shreveport. He was his high school valedictorian and earned a scholarship to LSU. Now a starting cornerback in the NFL, he continues to follow through on his promise to give back to the community.

During the 2018 offseason, White returned to host the town's first free football camp. During the 2017 season, he handed out new Adidas shoes to school children who were nominated by his alma mater's faculty and gave out gifts during the holidays.

## PERSONAL

Born January 16, 1995 in Shreveport, Louisiana, Tre'Davious is the son of David White and LaShawnta Ruffins. White has a son, Tre'Davious White Jr., born in April of 2017. He graduated from LSU in December of 2016 with a degree in Sports Administration.

@TREWWHITE16

@ONEEIGHT\_\_



## IF YOU HAVEN'T 'HERD'



### NFL PLAYER HONORS

Tre'Davious was named NFL Defensive Rookie of the month in September after his performances in weeks one through three. White had an NFL-leading seven passes defensed, with 16 tackles, two tackles for a loss and one interception. He is the starting corner for a defense that was ranked first in points per game (14.8) through that stretch. White was also named to the PFWA All-Rookie team for his strong season. White finished the season leading the NFL with 5 forced turnovers in the 4th quarter.

### FAMILY MAN

Tre'Davious and his girlfriend, Ikea, celebrated the birth of their first and only son, Tre'Davious Jr., just days after the cornerback was drafted to the Bills in late April of 2017.

Ikea graduated with her nursing degree in Louisiana in December 2017. In the 2018 offseason, Tre'Davious bought his mother, LaShawnita Ruffins, a house for all the sacrifices she made for him and his siblings while growing up. The house is in the family's hometown in Louisiana.

## THE STAMPEDE

### MOST MEMORABLE GAME:

Sophomore year at LSU against Ole Miss

### IF YOU COULD PLAY ANOTHER SPORT:

Basketball for Lakers

### FAVORITE MUSICAL ARTIST:

Lil Wayne

### FAVORITE MEAL:

Fried chicken, corn, rice, gravy and cornbread

### FIRST JOB:

Cutting lawns

### HIGH SCHOOL SPORTS:

Track and basketball

### NICKNAMES:

Baby Shaq because he looked like his father

### PROUDEST ACHIEVEMENT:

Graduating and son

### MAIN SOURCE OF MOTIVATION:

Remembering the struggle he went through

### FIRST SPORTS JERSEY:

Allen Iverson



### EVENT IN HISTORY TO BE WITNESS TO:

Inauguration of Barack Obama

### FAVORITE MOVIE:

Love and Basketball

### FAVORITE TV SHOW:

Prison Break

### BUCKET LIST ITEM:

To go skydiving

### IF YOU COULD PLAY ANOTHER POSITION:

Wide receiver

### DREAM JOB:

Coaching son

### HOBBIES:

Listening to music, hanging with friends, Netflix

### BEST ADVICE RECEIVED:

Control what you can control.



## TRE'DAVIOUS WHITE - NFL REGULAR SEASON STATISTICS

		TACKLES										INTERCEPTIONS					FUMBLES			ST					MISC		
DATE	TEAM	GP	GS	TK	S	A	TFL	YDS	SK	YDS	QBH	NO	YDS	LG	TD	PD	FF	FR	YDS	TK	S	A	FF	FR	S	A	
2017	Bills	16	16	69	53	16	3	3	0.0	0.0	0	4	86	63	0	18	1	2	52	0	0	0	0	0	0	0	0
2018	Bills	2	2	6	4	2	0	0	0.0	0.0	0	0	0	0	0	0	0	0	0	0	0	0	0	0	0	0	0
<b>TOTALS</b>		<b>18</b>	<b>18</b>	<b>75</b>	<b>57</b>	<b>18</b>	<b>3</b>	<b>3</b>	<b>0.0</b>	<b>0.0</b>	<b>0</b>	<b>4</b>	<b>86</b>	<b>63</b>	<b>0</b>	<b>18</b>	<b>1</b>	<b>2</b>	<b>52</b>	<b>0</b>	<b>0</b>	<b>0</b>	<b>0</b>	<b>0</b>	<b>0</b>	<b>0</b>	<b>0</b>

## TRE'DAVIOUS WHITE - NFL POSTSEASON STATISTICS

		TACKLES										INTERCEPTIONS					FUMBLES			ST					MISC		
DATE	TEAM	GP	GS	TK	S	A	TFL	YDS	SK	YDS	QBH	NO	YDS	LG	TD	PD	FF	FR	YDS	TK	S	A	FF	FR	S	A	
2017	Bills	1	1	1	0	1	0	0	0.0	0.0	0	0	0	0	0	1	0	0	0	0	0	0	0	0	0	0	0
<b>TOTALS</b>		<b>1</b>	<b>1</b>	<b>1</b>	<b>0</b>	<b>1</b>	<b>0</b>	<b>0</b>	<b>0.0</b>	<b>0.0</b>	<b>0</b>	<b>0</b>	<b>0</b>	<b>0</b>	<b>0</b>	<b>1</b>	<b>0</b>	<b>0</b>	<b>0</b>	<b>0</b>	<b>0</b>	<b>0</b>	<b>0</b>	<b>0</b>	<b>0</b>	<b>0</b>	<b>0</b>

## SINGLE-GAME HIGHS: DEFENSIVE

**Total Tackles** 7 at Miami Dolphins, Dec 31, 2017

**Passes Defensed** 4 vs. Denver Broncos, Sep 24, 2017

**Forced Fumbles** 1 vs. Tampa Bay Buccaneers, Oct 22, 2017

**Fumble Recoveries** 1 vs. Tampa Bay Buccaneers, Oct 22, 2017

**Tackles For Loss** 2 at Carolina Panthers, Sep 17, 2017

**Interceptions** 1 vs. Miami Dolphins, Dec 17, 2017

## 2018 GAME-BY-GAME REGULAR SEASON STATISTICS (BILLS)

		TACKLES										INTERCEPTIONS					FUMBLES			ST					MISC			
DATE	OPP	TK	S	A	SK	YDS	TFL	YDS	QBH	NO	YDS	LG	TD	PD	FF	FR	YDS	TK	S	A	FF	FR	S	A	W/L	SCORE		
09/09	at Ravens	S	4	2	2	0.0	0.0	0	0	0	0	0	0	0	0	0	0	0	0	0	0	0	0	0	0	L	3-47	
09/16	CHARGERS	S	2	2	0	0.0	0.0	0	0	0	0	0	0	0	0	0	0	0	0	0	0	0	0	0	0	L	20-31	
<b>2018 TOTALS</b>		<b>2-2</b>	<b>6</b>	<b>4</b>	<b>2</b>	<b>0.0</b>	<b>0.0</b>	<b>0</b>	<b>0</b>	<b>0</b>	<b>0</b>	<b>0</b>	<b>0</b>	<b>0</b>	<b>0</b>	<b>0</b>	<b>0</b>	<b>0</b>	<b>0</b>	<b>0</b>	<b>0</b>	<b>0</b>	<b>0</b>	<b>0</b>	<b>0</b>	<b>0-2</b>		



# 95 DT KYLE WILLIAMS



6-1 303 13<sup>TH</sup> YEAR

JUNE 10, 1983 (AGE 34)



RUSTON, LOUISIANA



RUSTON HIGH SCHOOL



**LSU**  
LOUISIANA STATE  
UNIVERSITY

ACQUIRED 2006

Drafted by the Bills in the fifth round of the 2006 NFL Draft.

## NFL HONORS



## SHOUTOUTS

- Has 44 career sacks, which ranks as the most amongst all defensive tackles in team history.
- Has appeared in 169 games since joining the Bills, which ranks as the most in franchise history by a defensive tackle. Is also one of six Bills to ever play 13+ seasons.
- Selected two five Pro Bowls in his 13 seasons, joining Bruce Smith (11) and Fred Smerlas (5) as the only Bills defensive lineman to ever head to five Pro Bowls.
- Was named a 2010 AP Second-Team All-Pro after recording 76 total tackles, 5.5 sacks, 13 QB hits and 16 tackles for loss.
- In Week 17 of 2017, recorded his first career rush attempt and took the carry one yard for the score. The touchdown helped the Bills win 22-16 and earn their first playoff berth since 1999.



## FIRST-AND-10

**KYLE WILLIAMS** enters his 13th season with the Bills after being drafted by the Bills with the first pick of the fifth round in the 2006 NFL Draft out of LSU. The veteran defensive tackle ranks as the franchises' all-time leader amongst defensive tackles in sacks and has appeared in more games than any other defensive tackle in team history.

## IF YOU HAVEN'T 'HERD'

### BLOOD, SWEAT, TEARS

Entering his 12th season in 2017, Kyle Williams had never had the opportunity to play in a playoff game. That changed last season as the Bills earned the franchise's first playoff berth since 1999.

After even tallying his first career rushing score to help beat the Dolphins 22-16, Williams brought two of his sons into the locker room to celebrate the moment.

With his sons by his side, Williams broke down the team by saying, "Not us, right? Not us. Not us. Let's tank it, man. Let's just be done with it. They don't know anything about heart. They don't know anything about work. Huh? That's who we are. These boys are gonna enjoy it with their dad. They knew what was coming and they wanted to come celebrate with us."

## PERSONAL

In May 2005, Kyle married the former Jill Myers. The couple has gone on to have five kids—two daughters, Kate and Anna Claire, and three sons, Harrison Reed, Gray and Bennett. Kyle majored in History/Communication Studies while at LSU.



## IF YOU HAVEN'T 'HERD'



### HITTING THE LINKS

One of Kyle's hidden talents is that he is a scratch golfer. Capable of hitting 300-yard drives and shooting even par, Kyle told Sports Illustrated's MMQB that he has ambitions of one day qualifying for the U.S. Mid-Amateur golf championship.

Williams traditionally will sneak in a round of golf at Oak Hill Country Club in Pittsford, NY prior to the start of Bills training camp. The home of the 2013 PGA Championship, Williams even shot as low as 75 on the course in 2015.



### WE CHASIN

In Week 17 of 2017 with the Bills on the Miami Dolphins goal line, the team called on an unlikely source to get the ball in the end zone. Williams lined up at fullback and took the rock one yard for the score and his first career touchdown. The play had only been practiced once in the week leading up to the game.

With Pro Bowl RB LeSean McCoy having a well publicized chase of 12,000 rushing yards, Williams joked post-game that he was beginning a chase of his own.

## THE STAMPEDE

### PRIZED POSSESSION:

Hunting rifle given to him by his ex-agent who has since passed away

### FAVORITE RESTAURANT:

Hutch's

### FAVORITE MOMENT AS A BILL:

Being in the locker room as the team made the playoffs with his sons by his side

### FIRST JOB:

Lumber yard

### HIGH SCHOOL SPORTS:

Football, track and baseball

### FAVORITE MEAL:

Mom's chicken and dumplings

### FAVORITE MUSICAL ARTIST:

Guns & Roses

### FAMOUS HIGH SCHOOL ALUMS:

Bert Jones (NFL QB), Fred Dean (HOF DE), and Michael Brooks (NFL LB)

### CHILDHOOD SPORTS IDOL:

Mark McGwire



### DINNER WITH ANY PERSON DEAD OR ALIVE:

George Patton

### PETS:

Dog named LV

### FAVORITE HOLIDAY:

Christmas and the family time that comes with it

### IF HE COULD PLAY ANOTHER POSITION:

Quarterback

### BEST PLAYER HE HAS LINED UP AGAINST:

Larry Allen

### IF HE COULD PLAY ANOTHER SPORT:

Golf

### PET PEEVE:

People who smack their lips while eating

### FAVORITE MOVIE:

Gangs of New York



# 54 DE EDDIE YARBROUGH



6-3 259 2<sup>ND</sup> YEAR 

APRIL 24, 1993 (AGE 25)

 AURORA, COLORADO

 GRANDVIEW HIGH SCHOOL

  WYOMING

ACQUIRED 2017

Joined the Bills via free agency on April 7, 2017.

## SHOUTOUTS

- In his first season with the Bills, Yarbrough appeared in all 16 games, starting six. He recorded 34 tackles and one sack.
- Earned a season high five tackles in the Bills post-season game versus Jacksonville.
- Recorded his first career sack against the Carolina Panthers during Week 2, taking down quarterback Cam Newton.
- Yarbrough was named a First-Team All-Mountain West selection during his tenure at Wyoming three times in voting by conference head coaches and media.
- Wyoming's all-time leader in tackles for loss with 39, and carved out 256 total career tackles for the Cowboys.
- Father, Eddie Yarbrough Sr, played football at Arkansas Pine Bluff.
- Cites the Special Olympics, Salute to Service, and Unified Sports as causes that he is passionate about.



## FIRST-AND-10

**EDDIE YARBROUGH** arrived at the Buffalo Bills during free agency after a stint with the Denver Broncos. Yarbrough spent his collegiate years at Wyoming before signing as an undrafted free agent with the Broncos in 2016.

## IF YOU HAVEN'T 'HERD'

### GIVING BACK

Yarbrough has a passion for helping others and helped start a Special Olympics Unified Sports program at Grandview High School during his time as a student there. He worked with Grandview's principal at the time, Kurt Wollenweber, to promote inclusion through the sport.

The program brings students with and without intellectual disabilities together to play on the same team. Grandview's Unified Sports program has gained national attention through the Unified Hoops team, which is the largest and most diverse Unified team in the country with more than 60 people involved, both special needs and able-bodied. Yarbrough says one of his favorite memories is cheering for them.

Eddie participated in the My Cause, My Cleats initiative this past season, representing and shedding light on the foundation he cares so much about.

## PERSONAL

Born on April 24, 1993, the Aurora, Colorado native is the son of Dana and Eddie Yarbrough and has two older sisters. Yarbrough graduated from Wyoming with a degree in Communications and a minor in Business.



## IF YOU HAVEN'T 'HERD'



### MAN OF MANY TALENTS

Though he's known for his work on the field, Eddie Yarbrough has a unique talent that he is also known for. While he was a freshman at Wyoming, Yarbrough learned to play ukulele from his friend, Siaoisi Hala'api'api, who was born in Hawaii. A natural, Eddie began strumming away, learning new songs to play for his teammates.

Active on social media, Yarbrough has posted videos of him playing on YouTube and Twitter, displaying his skill.



### LIFE BEYOND FOOTBALL

"I got a degree from the University of Wyoming in Communications, and I always knew from a young age that I wanted to get into broadcasting and journalism," said Yarbrough.

Versatile by nature, Yarbrough was on the broadcasting team in 2016 for the Arizona Bowl between Air Force and South Alabama. Yarbrough hopes that when his time comes to leave the game, he'll be ready to tackle the world of broadcasting.

## THE STAMPEDE

### FAVORITE HOLIDAY:

Christmas Eve

### THE LAST THING YOU ORDERED ONLINE:

A whistling teapot

### FIRST SPORTS JERSEY:

Allen Iverson

### FAVORITE MEAL:

Lasagna, mac and cheese, PB & J, grilled cheese

### FIRST JOB:

Had a paper route

### HIGH SCHOOL SPORTS:

Tennis, Lacrosse, Track, Basketball

### FAVORITE MOVIE:

Space Jam and Sandlot

### BIGGEST INFLUENCE:

His dad

### BEST ADVICE YOU'VE BEEN GIVEN:

Work hard because nothing is given

### WOULD TRADE LIVES WITH:

Beyonce



### FAVORITE BUFFALO RESTUARANT:

Bar Bill or Grover's

### FAVORITE TV SHOW:

Grey's Anatomy

### VACATION SPOT:

Any lake catching fish

### BUCKET LIST ITEM:

To live in a different country and learn Spanish

### MAIN SOURCE OF MOTIVATION?

Family and faith

### FAVORITE EMOJI:

Heart emoji

### DREAM JOB:

A sports commentator or a wedding planner

### HIDDEN TALENT:

Can play ukulele and make really good paper airplanes



## EDDIE YARBROUGH - NFL REGULAR SEASON STATISTICS

		TACKLES											INTERCEPTIONS					FUMBLES			ST					MISC	
DATE	TEAM	GP	GS	TK	S	A	TFL	YDS	SK	YDS	QBH	NO	YDS	LG	TD	PD	FF	FR	YDS	TK	S	A	FF	FR	S	A	
2017	Bills	16	6	34	23	11	4	13	1.0	7.0	7	0	0	0	0	2	0	0	0	0	0	0	0	0	0	0	0
2018	Bills	2	0	7	6	1	0	0	0.0	0.0	0	0	0	0	0	0	0	0	0	0	0	0	0	0	0	0	
<b>TOTALS</b>		<b>18</b>	<b>6</b>	<b>41</b>	<b>29</b>	<b>12</b>	<b>4</b>	<b>13</b>	<b>1.0</b>	<b>7.0</b>	<b>7</b>	<b>0</b>	<b>0</b>	<b>0</b>	<b>0</b>	<b>2</b>	<b>0</b>	<b>0</b>	<b>0</b>	<b>0</b>	<b>0</b>	<b>0</b>	<b>0</b>	<b>0</b>	<b>0</b>	<b>0</b>	

## EDDIE YARBROUGH - NFL POSTSEASON STATISTICS

		TACKLES											INTERCEPTIONS					FUMBLES			ST					MISC	
DATE	TEAM	GP	GS	TK	S	A	TFL	YDS	SK	YDS	QBH	NO	YDS	LG	TD	PD	FF	FR	YDS	TK	S	A	FF	FR	S	A	
2017	Bills	1	1	5	3	2	1	1	0.0	0.0	0	0	0	0	0	0	0	0	0	0	0	0	0	0	0	0	
<b>TOTALS</b>		<b>1</b>	<b>1</b>	<b>5</b>	<b>3</b>	<b>2</b>	<b>1</b>	<b>1</b>	<b>0.0</b>	<b>0.0</b>	<b>0</b>	<b>0</b>	<b>0</b>	<b>0</b>	<b>0</b>	<b>0</b>	<b>0</b>	<b>0</b>	<b>0</b>	<b>0</b>	<b>0</b>	<b>0</b>	<b>0</b>	<b>0</b>	<b>0</b>	<b>0</b>	

## SINGLE-GAME HIGHS: DEFENSIVE

**Total Tackles** 4 vs. Indianapolis Colts, Dec 10, 2017  
**Sacks** 1.0 at Carolina Panthers, Sep 17, 2017


**Passes Defensed** 1 at Miami Dolphins, Dec 31, 2017  
**Tackles For Loss** 1 vs. Miami Dolphins, Dec 17, 2017

## 2018 GAME-BY-GAME REGULAR SEASON STATISTICS (BILLS)

		TACKLES											INTERCEPTIONS					FUMBLES			ST					MISC		
DATE	OPP	TK	S	A	SK	YDS	TFL	YDS	QBH	NO	YDS	LG	TD	PD	FF	FR	YDS	TK	S	A	FF	FR	S	A	W/L	SCORE		
09/09	at Ravens	P	3	3	0	0.0	0.0	0	0	0	0	0	0	0	0	0	0	0	0	0	0	0	0	0	L	3-47		
09/16	CHARGERS	P	4	3	1	0.0	0.0	0	0	0	0	0	0	0	0	0	0	0	0	0	0	0	0	0	L	20-31		
<b>2018 TOTALS</b>		<b>2-0</b>	<b>7</b>	<b>6</b>	<b>1</b>	<b>0.0</b>	<b>0.0</b>	<b>0</b>	<b>0</b>	<b>0</b>	<b>0</b>	<b>0</b>	<b>0</b>	<b>0</b>	<b>0</b>	<b>0</b>	<b>0</b>	<b>0</b>	<b>0</b>	<b>0</b>	<b>0</b>	<b>0</b>	<b>0</b>	<b>0</b>	<b>0-2</b>			



# 2018 STATS



# 2018 STATS



RUSHING	NO.	YDS	AVG	LG	TD
L.McCoy	16	61	3.8	27	0
J.Allen	12	58	4.8	14	0
M.Murphy	9	37	4.1	9	0
C.Ivory	5	10	2	6	1
N.Peterman	1	1	1	1	0
C.Bojorquez	1	0	0	0	0
<b>BILLS</b>	<b>44</b>	<b>167</b>	<b>3.8</b>	<b>27</b>	<b>1</b>
<b>OPPONENTS</b>	<b>60</b>	<b>226</b>	<b>3.8</b>	<b>22</b>	<b>4</b>

RECEIVING	NO.	YDS	AVG	LG	TD
Z.Jones	5	89	17.8	57	0
L.McCoy	5	28	5.6	9	0
J.Croom	4	25	6.3	10	0
K.Benjamin	3	29	9.7	16	1
A.Holmes	2	33	16.5	19	0
L.Thomas	2	31	15.5	24	0
C.Clay	2	29	14.5	21	0
J.Kerley	2	7	3.5	4	0
C.Ivory	1	30	30	30	0
P.DiMarco	1	24	24	24	0
R.Foster	1	11	11	11	0
M.Murphy	1	7	7	7	0
<b>BILLS</b>	<b>29</b>	<b>343</b>	<b>11.8</b>	<b>57</b>	<b>1</b>
<b>OPPONENTS</b>	<b>49</b>	<b>516</b>	<b>10.5</b>	<b>29</b>	<b>6</b>

SCORING	TD	Ru	Re	Rf	PAT	FG	2P	PTS
S.Hauschka	0	0	0	0	2/2	3/4	0	11
C.Ivory	1	1	0	0	0/0	0/0	0	6
K.Benjamin	1	0	1	0	0/0	0/0	0	6
<b>BILLS</b>	<b>2</b>	<b>1</b>	<b>1</b>	<b>0</b>	<b>2/2</b>	<b>3/4</b>	<b>0</b>	<b>23</b>
<b>OPPONENTS</b>	<b>10</b>	<b>4</b>	<b>6</b>	<b>0</b>	<b>9/9</b>	<b>3/3</b>	<b>0</b>	<b>78</b>

PASSING	ATT	CMP	YDS	CMP%	YDS/AT	TD	TD%	INT	INT%	LG	SACK	LOST	RAT
J.Allen	48	24	319	50.0%	6.6	1	2.1%	2	4.20%	57	8	52	61
N.Peterman	18	5	24	27.8%	1.3	0	0.0%	2	11.10%	10	3	12	0
<b>BILLS</b>	<b>66</b>	<b>29</b>	<b>343</b>	<b>43.9%</b>	<b>5.2</b>	<b>1</b>	<b>1.5%</b>	<b>4</b>	<b>6.10%</b>	<b>57</b>	<b>11</b>	<b>64</b>	<b>40.1</b>
<b>OPPONENTS</b>	<b>65</b>	<b>49</b>	<b>516</b>	<b>75.4%</b>	<b>7.9</b>	<b>6</b>	<b>9.2%</b>	<b>0</b>	<b>0.00%</b>	<b>29</b>	<b>4</b>	<b>24</b>	<b>128.8</b>

TEAM STATS	BILLS	OPP
<b>Total First Downs</b>	<b>27</b>	<b>47</b>
Rushing	8	16
Passing	15	29
Penalty	4	2
<b>3rd Down: Made/Att</b>	<b>7/29</b>	<b>9/23</b>
<b>3rd Down Pct.</b>	<b>24.1%</b>	<b>39.1%</b>
4th Down: Made/Att	0/1	0/0
4th Down Pct.	0.0%	0.0
<b>Possession Avg.</b>	<b>25:52</b>	<b>34:08</b>
<b>Total Net Yards</b>	<b>446</b>	<b>718</b>
Avg. Per Game	223.0	359.0
Total Plays	121	129
Avg. Per Play	3.7	5.6
<b>Net Yards Rushing</b>	<b>167</b>	<b>226</b>
Avg. Per Game	83.5	113.0
Total Rushes	44	60
<b>Net Yards Passing</b>	<b>279</b>	<b>492</b>
Avg. Per Game	139.5	246.0
Sacked/Yards Lost	11/64	4/24
Gross Yards	343	516
Attempts/Completions	66/29	65/49
Completion Pct.	43.9%	75.4%
Had Intercepted	4	0
<b>Punts/Average</b>	<b>13/47.7</b>	<b>10/49.0</b>
<b>Net Punting Avg.</b>	<b>40.7</b>	<b>44.5</b>
<b>Penalties/Yards</b>	<b>16/131</b>	<b>15/123</b>
<b>Fumbles/Ball Lost</b>	<b>2/0</b>	<b>6/1</b>
<b>Touchdowns</b>	<b>2</b>	<b>10</b>
Rushing	1	4
Passing	1	6
Returns	0	0

	Q1	Q2	Q3	Q4	OT	PTS
<b>BILLS</b>	0	6	10	7	0	<b>23</b>
<b>OPPONENTS</b>	28	26	14	10	0	<b>78</b>

FUMBLES/LOST
Bojorquez 1/0, Murphy 1/0



# 2018 DEFENSIVE STATS



PLAYER	Tkl	Solo	Ast	Sack	YDS	INT	YDS	PD	TFL	QBH	FF	FR	TD
Lorenzo Alexander	13	11	2	1.0	7	0	0	2	2	1	0	0	0
Jordan Poyer	15	10	5	0.0	0	0	0	0	2	0	1	0	0
Matt Milano	13	10	3	0.0	0	0	0	0	2	0	0	1	0
Tremaine Edmunds	14	9	5	1.0	0	0	0	2	0	1	1	0	0
Jerry Hughes	8	7	1	1.0	9	0	0	0	1	4	0	0	0
Rafael Bush	13	7	6	0.0	0	0	0	0	0	0	0	0	0
Eddie Yarbrough	7	6	1	0.0	0	0	0	0	0	0	0	0	0
Harrison Phillips	7	5	2	0.0	0	0	0	0	2	0	0	0	0
Kyle Williams	5	4	1	0.5	4	0	0	0	2	1	0	0	0
Micah Hyde	6	4	2	0.0	0	0	0	0	0	0	0	0	0
Tre'Davious White	6	4	2	0.0	0	0	0	0	0	0	0	0	0
Phillip Gaines	5	4	1	0.0	0	0	0	1	0	0	0	0	0
Trent Murphy	5	3	2	0.5	4	0	0	0	1	2	0	0	0
Adolphus Washington	2	2	0	0.0	0	0	0	0	0	0	0	0	0
Ramon Humber	2	2	0	0.0	0	0	0	0	0	0	0	0	0
Taron Johnson	2	2	0	0.0	0	0	0	0	0	0	0	0	0
Shaq Lawson	1	1	0	0.0	0	0	0	1	0	1	0	0	0
Lafayette Pitts	1	1	0	0.0	0	0	0	0	0	0	0	0	0
Vontae Davis	1	1	0	0.0	0	0	0	0	0	0	0	0	0
Siran Neal	1	0	1	0.0	0	0	0	0	0	0	0	0	0
<b>TOTALS</b>	<b>127</b>	<b>93</b>	<b>34</b>	<b>4</b>	<b>24</b>	<b>0</b>	<b>0</b>	<b>6</b>	<b>12</b>	<b>10</b>	<b>2</b>	<b>1</b>	<b>0</b>

SACKS	
Tremaine Edmunds	1.0
Lorenzo Alexander	1.0
Jerry Hughes	1.0
Kyle Williams	0.5
Trent Murphy	0.5
<b>BILLS</b>	<b>4.0</b>
<b>OPPONENTS</b>	<b>11.0</b>

INTERCEPTIONS	No	Yds	Avg	LG	TD
None	0	0	0.0	0	0
<b>BILLS</b>	<b>0</b>	<b>0</b>	<b>0.0</b>	<b>0</b>	<b>0</b>
<b>OPPONENTS</b>	<b>4</b>	<b>56</b>	<b>14.0</b>	<b>32</b>	<b>0</b>

INDIVIDUAL SINGLE-GAME BESTS	
<b>TACKLES</b>	7 by M. Milano at Bal. (9/9)
<b>TACKLES FOR LOSS</b>	2 by M. Milano at Bal. (9/9)
	2 by H. Phillips at Bal. (9/9)
	2 by K. Williams at Bal. (9/9)
	2 by L. Alexander vs. LAC (9/16)
	2 by J. Poyer vs. LAC (9/16)
<b>PASSES DEFENSED</b>	2 by T. Edmunds at Bal. (9/9)
<b>INTERCEPTIONS</b>	-----
<b>FORCED FUMBLES</b>	1 by T. Edmunds at Bal. (9/9)
	1 by J. Poyer vs. LAC (9/16)
<b>FUMBLE REC.</b>	1 by M. Milano at Bal. (9/9)
<b>ST TACKLES</b>	2 by L. Alexander at Bal. (9/9)

# 2018 SPECIAL TEAMS STATS



SPECIAL TEAMS SNAP COUNTS		
Andre Holmes	46	72%
Ramon Humber	46	72%
Deon Lacey	46	72%
Lafayette Pitts	44	69%
Logan Thomas	41	64%
Patrick DiMarco	36	56%
Siran Neal	34	53%
Rafael Bush	31	48%
Jason Croom	26	41%
Matt Milano	26	41%
Lorenzo Alexander	26	41%
Taiwan Jones	25	39%
Marcus Murphy	23	36%
Julian Stanford	21	33%
Reid Ferguson	20	31%
Corey Bojorquez	19	30%
Robert Foster	16	25%
TreDavius White	15	23%
Steven Hauschka	13	20%
Trent Murphy	12	19%
Kyle Williams	12	19%
Star Lotulelei	12	19%
Tremaine Edmunds	12	19%
Micah Hyde	12	19%
Jordan Poyer	12	19%
Harrison Phillips	11	17%
Phillip Gaines	10	16%
Dion Dawkins	6	9%
Jordan Mills	6	9%
Marshall Newhouse	6	9%
Vlad Ducasse	6	9%
Ryan Gray	6	9%
John Miller	6	9%
Shaq Lawson	6	9%
Nate Orchard	5	8%
Vontae Davis	4	6%
Jeremy Kerley	3	5%
Taron Johnson	2	3%
Jerry Hughes	1	2%

KICK RETURNS	No.	Yds	Avg	Long	TD
M. Murphy	7	213	30.4	49	0
<b>BILLS</b>	<b>7</b>	<b>213</b>	<b>30.4</b>	<b>49</b>	<b>0</b>
<b>OPPONENTS</b>	<b>2</b>	<b>49</b>	<b>24.5</b>	<b>25</b>	<b>0</b>

PUNT RETURNS	No.	FC	Yds	Avg	LG	TD
M. Murphy	2	1	15	7.5	9	0
J. Kerley	2	0	10	5	6	0
<b>BILLS</b>	<b>4</b>	<b>1</b>	<b>25</b>	<b>6.3</b>	<b>9</b>	<b>0</b>
<b>OPPONENTS</b>	<b>9</b>	<b>2</b>	<b>71</b>	<b>7.9</b>	<b>51</b>	<b>0</b>

PUNTING	No.	Yds	Avg	Net	TB	IN	LG	BK
C.Bojorquez	8	397	49.6	42.9	0	3	58	0
<b>BILLS</b>	<b>8</b>	<b>397</b>	<b>49.6</b>	<b>42.9</b>	<b>0</b>	<b>3</b>	<b>58</b>	<b>0</b>
<b>OPPONENTS</b>	<b>5</b>	<b>257</b>	<b>51.4</b>	<b>47.6</b>	<b>0</b>	<b>3</b>	<b>63</b>	<b>0</b>

FIELD GOALS	1-19	20-29	30-39	40-49	50+
S.Hauschka	0/0	0/0	1/1	2/2	0/1
<b>BILLS</b>	<b>0/0</b>	<b>0/0</b>	<b>1/1</b>	<b>2/2</b>	<b>0/1</b>
<b>OPPONENTS</b>	<b>0/0</b>	<b>1/1</b>	<b>1/1</b>	<b>1/1</b>	<b>0/0</b>

GAME-BY-GAME FIELD GOAL ATTEMPTS
<b>Hauschka:</b> (52N,35G), (43G, 40G)
<b>OPP:</b> (41G,39G), (24G)

SPECIAL TEAMS TACKLES	
Lorenzo Alexander	2
Andre Holmes	2
Patrick DiMarco	1
Ramon Humber	1
Taiwan Jones	1
Siran Neal	1
Lafayette Pitts	1
Logan Thomas	1

# 2018 GAME-BY-GAME STATISTICS



BILLS		FIRST DOWNS				OFFENSE			NET PASSING				NET RUSHING			PEN.			FUMBLES						
DATE	OPP	T	R	P	PN	AT	YDS	AVG	A	C	I	YDS	TD	SK	YDS	AT	YDS	AVG	TD	NO	YD	NO	LST	TOP	
Sep. 9	at BAL	10	3	5	2	61	153	2.5	33	11	2	70	0	6	28	22	83	3.8	0	10	100	1	0	24:46	
Sep. 16	LAC	17	5	10	2	60	293	4.9	33	18	2	203	1	2	36	22	84	3.8	1	6	31	1	0	26:58	
Sep. 23	at MIN																								
Sep. 30	at GB																								
Oct. 7	TEN																								
Oct. 14	at HOU																								
Oct. 21	at IND																								
Oct. 29	NE																								
Nov. 4	CHI																								
Nov. 11	at NYJ																								
Nov. 25	JAX																								
Dec. 2	at MIA																								
Dec. 9	NYJ																								
Dec. 16	DET																								
Dec. 23	at NE																								
Dec. 30	MIA																								
<b>Totals:</b>		<b>27</b>	<b>8</b>	<b>15</b>	<b>4</b>	<b>121</b>	<b>446</b>	<b>3.7</b>	<b>66</b>	<b>29</b>	<b>4</b>	<b>279</b>	<b>1</b>	<b>11</b>	<b>64</b>	<b>44</b>	<b>167</b>	<b>3.8</b>	<b>1</b>	<b>16</b>	<b>131</b>	<b>2</b>	<b>0</b>	<b>25:52</b>	
OPPONENTS		FIRST DOWNS				OFFENSE			NET PASSING				NET RUSHING			PEN.			FUMBLES						
DATE	OPP	T	R	P	PN	AT	YDS	AVG	A	C	I	YDS	TD	SK	YDS	AT	YDS	AVG	TD	NO	YD	NO	LST	TOP	
Sep. 9	at BAL	26	11	13	2	74	369	5	38	26	0	252	3	2	8	34	117	3.4	3	9	78	4	1	35:14	
Sep. 16	LAC	21	5	16	0	55	349	6.3	27	23	0	240	3	2	16	26	109	4.2	1	6	45	2	0	33:02	
Sep. 23	at MIN																								
Sep. 30	at GB																								
Oct. 7	TEN																								
Oct. 14	at HOU																								
Oct. 21	at IND																								
Oct. 29	NE																								
Nov. 4	CHI																								
Nov. 11	at NYJ																								
Nov. 25	JAX																								
Dec. 2	at MIA																								
Dec. 9	NYJ																								
Dec. 16	DET																								
Dec. 23	at NE																								
Dec. 30	MIA																								
<b>Totals:</b>		<b>47</b>	<b>16</b>	<b>29</b>	<b>2</b>	<b>129</b>	<b>718</b>	<b>5.65</b>	<b>65</b>	<b>49</b>	<b>0</b>	<b>492</b>	<b>6</b>	<b>4</b>	<b>24</b>	<b>60</b>	<b>226</b>	<b>3.8</b>	<b>4</b>	<b>15</b>	<b>123</b>	<b>6</b>	<b>1</b>	<b>34:08</b>	

# 2018 DRIVE CHART



GAME 1

BILLS				RAVENS			
RECEIVED	START	DRIVE	RESULT	RECEIVED	START	DRIVE	RESULT
1st - 8:42 (KO)	BUF 32	3-(-4), 1:29	PUNT	1st - 15:00 (KO)	BAL 20	10-80, 6:18	TD
1st - 6:25 (Punt)	BUF 15	3-3, 0:54	PUNT	1st - 7:13 (Punt)	BAL 25	3-1, 0:48	PUNT
1st - 1:32 (KO)	BUF 25	3-(-3), 2:29	PUNT	1st - 5:31 (Punt)	BAL 34	10-66, 3:59	TD
2nd - 13:14 (KO)	BUF 25	4-(-4), 1:16	PUNT	2nd - 14:03 (Punt)	BUF 20	4-(-3), 0:49	FG
2nd - 10:15 (Fum)	BAL 35	4-1, 1:32	MISS FG	2nd - 11:58 (Punt)	BAL 30	4-5, 1:43	FUM
2nd - 6:52 (Punt)	BUF 16	3-2, 1:14	INT	2nd - 8:43 (Miss FG)	BAL 42	3-(-2), 1:51	PUNT
2nd - 4:16 (KO)	BUF 25	3-2, 1:28	PUNT	2nd - 5:38 (INT)	BUF 29	4-8, 1:22	FG
2nd - 0:13 (KO)	BUF 45	1-8, 0:13	HALF	2nd - 2:48 (Punt)	BAL 15	9-85, 2:35	TD
3rd - 15:00 (KO)	BUF 25	5-(-11), 1:12	DOWNNS	3rd - 13:48 (Downs)	BUF 14	3-14, 1:20	TD
3rd - 12:28 (KO)	BUF 27	3-(-1), 1:02	INT	3rd - 11:26 (INT)	BUF 1	1-1, 0:04	TD
3rd - 11:22 (KO)	BUF 25	3-(-1), 1:21	PUNT	3rd - 10:01 (Punt)	BAL 30	3-(-7), 1:52	PUNT
3rd - 8:09 (Punt)	BUF 37	12-46, 5:31	FG	3rd - 2:38 (KO)	BAL 25	6-16, 3:03	PUNT
4th - 14:35 (Punt)	BUF 18	6-17, 2:40	PUNT	4th - 11:55 (Punt)	BAL 11	13-89, 8:03	TD
4th - 3:52 (Kickoff)	BUF 49	3-(-2), 0:57	PUNT	4th - 2:55 (Punt)	BAL 10	3-7, 1:27	PUNT
4th - 1:28 (Punt)	BUF 29	7-46, 1:28	GAME				

GAME 2

BILLS				CHARGERS			
RECEIVED	START	DRIVE	RESULT	RECEIVED	START	DRIVE	RESULT
1st - 12:47 (Punt)	BUF 14	3-0, 1:54	PUNT	1st - 15:00 (KO)	LAC 25	3-9, 2:13	PUNT
1st - 9:26 (KO)	BUF 25	3-0, 1:44	PUNT	1st - 10:53 (Punt)	BUF 38	3-38, 1:27	TD
1st - 4:18 (KO)	BUF 25	12-51, 5:40	FG	1st - 7:42 (Punt)	LAC 39	6-61, 3:24	TD
2nd - 10:43 (KO)	BUF 25	3-7, 2:02	PUNT	2nd - 13:38 (KO)	LAC 25	5-75, 2:55	TD
2nd - 1:55 (KO)	BUF 25	6-52, 1:08	FG	2nd - 8:41 (Punt)	LAC 19	12-81, 6:46	TD
3rd - 15:00 (KO)	BUF 25	7-75, 3:54	TD	2nd - 0:47 (KO)	LAC 25	2-15, 0:47	HALF
3rd - 8:54 (Punt)	BUF 35	6-20, 3:21	PUNT	3rd - 11:06 (KO)	LAC 25	3-9, 2:12	PUNT
3rd - 3:53 (Punt)	LAC 42	3-6, 1:08	INT	3rd - 5:33 (Punt)	LAC 12	3-(-6), 1:40	PUNT
3rd - 0:23 (Punt)	BUF 34	6-12, 2:44	PUNT	3rd - 2:45 (INT)	LAC 25	3-6, 2:22	PUNT
4th - 7:11 (Punt)	BUF 3	1-(-1), 0:11	INT	4th - 12:39 (Punt)	LAC 20	8-42, 5:28	PUNT
4th - 3:50 (KO)	BUF 25	12-75, 3:12	TD	4th - 7:00 (INT)	BUF 16	7-11, 3:10	FG
				4th - 0:38 (KO)	BUF 23	1-(-1), 0:38	GAME

# 2018 MISCELLANEOUS STATS



## BILLS WEEKLY NFL RANKINGS

WEEK	OFFENSE			DEFENSE		
	Rush	Pass	Total	Rush	Pass	Total
Week 1 at BAL	25	32	32	19	21	22
Week 2 vs. LAC	25†	31	31	22	16	18
Week 3 at MIN						
Week 4 at GB						
Week 5 vs. TEN						
Week 6 at HOU						
Week 7 at IND						
Week 8 vs. NE						
Week 9 vs. CHI						
Week 10 at NYJ						
Week 11 (BYE)						
Week 12 vs. JAX						
Week 13 at MIA						
Week 14 vs. NYJ						
Week 15 vs. DET						
Week 16 at NE						
Week 17 vs. MIA						

## PENALTY BREAKDOWN

UNIT	BILLS	OPPONENT
Total Penalties	19	15
Offensive	13	8
Defensive	4	6
Special Teams	2	1
Pre-snap/post-whistle	9	8

## REPLAY CHALLENGES

	Challenges	Overturned
BILLS	2	0
OPPONENTS	0	0

## LONGEST DRIVES

	BILLS	OPPONENTS
<b>MOST PLAYS</b>	<b>12</b> 9/16 vs. LAC Touchdown	<b>13</b> 9/9 at BAL Touchdown
<b>MOST YARDS</b>	<b>75</b> 9/16 vs. LAC Touchdown	<b>89</b> 9/9 at BAL Touchdown
<b>MOST TIME</b>	<b>5:40</b> 9/16 vs. LAC Field Goal	<b>8:03</b> 9/9 at BAL Touchdown

## LONGEST TOUCHDOWN DRIVES

	BILLS	OPPONENTS
<b>MOST PLAYS</b>	<b>12</b> 9/16 vs. LAC Touchdown	<b>13</b> 9/9 at BAL Touchdown
<b>MOST YARDS</b>	<b>75</b> 9/16 vs. LAC Touchdown	<b>89</b> 9/9 at BAL Touchdown
<b>MOST TIME</b>	<b>3:54</b> 9/16 vs. LAC Touchdown	<b>8:03</b> 9/9 at BAL Touchdown

## FIRST DOWNS GAINED

Player	Rush	Rec.	Total
J. Allen	5	0	5
Z. Jones	0	3	3
L. McCoy	2	0	2
J. Croom	0	2	2
L. Thomas	0	2	2
C. Ivory	1	1	2
K. Benjamin	0	2	2
A. Holmes	0	2	2
C. Clay	0	1	1
P. DiMarco	0	1	1
R. Foster	0	1	1



# 2018 THIRD DOWN AND RED ZONE



BILLS THIRD-AND...						
Date	Opp.	1-3	4-6	7-9	10+	TOTAL
Sep. 9	at BAL	0-0	0-2	1-7	1-6	2-15
Sep. 16	LAC	1-2	3-4	0-3	1-5	5-14
Sep. 23	at MIN					
Sep. 30	at GB					
Oct. 7	TEN					
Oct. 14	at HOU					
Oct. 21	at IND					
Oct. 29	NE					
Nov. 4	CHI					
Nov. 11	at NYJ					
Nov. 25	JAX					
Dec. 2	at MIA					
Dec. 9	NYJ					
Dec. 16	DET					
Dec. 23	at NE					
Dec. 30	MIA					
	<b>TOTALS</b>	<b>1-2</b>	<b>3-6</b>	<b>1-10</b>	<b>2-11</b>	<b>7-29</b>
	<b>PCT.</b>	<b>50.0%</b>	<b>50.0%</b>	<b>10.0%</b>	<b>18.2%</b>	<b>24.1%</b>

OPPONENTS THIRD-AND...						
Date	Opp.	1-3	4-6	7-9	10+	TOTAL
Sep. 9	at BAL	1-1	3-7	1-3	1-3	6-14
Sep. 16	LAC	1-3	4-9	1-5	2-5	9-23
Sep. 23	at MIN					
Sep. 30	at GB					
Oct. 7	TEN					
Oct. 14	at HOU					
Oct. 21	at IND					
Oct. 29	NE					
Nov. 4	CHI					
Nov. 11	at NYJ					
Nov. 25	JAX					
Dec. 2	at MIA					
Dec. 9	NYJ					
Dec. 16	DET					
Dec. 23	at NE					
Dec. 30	MIA					
	<b>TOTALS</b>	<b>2-4</b>	<b>7-16</b>	<b>2-8</b>	<b>3-8</b>	<b>15-37</b>
	<b>PCT.</b>	<b>50.0%</b>	<b>43.8%</b>	<b>25.0%</b>	<b>37.5%</b>	<b>40.5%</b>

BILLS RED ZONE						
Date	Opp.	ATT	TD	FG	PTS	TD%
Sep. 9	at BAL	1	0	1	3	0.0%
Sep. 16	LAC	3	2	1	17	66.7%
Sep. 23	at MIN					
Sep. 30	at GB					
Oct. 7	TEN					
Oct. 14	at HOU					
Oct. 21	at IND					
Oct. 29	NE					
Nov. 4	CHI					
Nov. 11	at NYJ					
Nov. 25	JAX					
Dec. 2	at MIA					
Dec. 9	NYJ					
Dec. 16	DET					
Dec. 23	at NE					
Dec. 30	MIA					
	<b>TOTALS</b>	<b>4</b>	<b>2</b>	<b>2</b>	<b>20</b>	<b>50.0%</b>

OPPONENTS RED ZONE						
Date	Opp.	ATT	TD	FG	PTS	TD%
Sep. 9	at BAL	6	6	0	41	100%
Sep. 16	LAC	4	3	1	24	75.0%
Sep. 23	at MIN					
Sep. 30	at GB					
Oct. 7	TEN					
Oct. 14	at HOU					
Oct. 21	at IND					
Oct. 29	NE					
Nov. 4	CHI					
Nov. 11	at NYJ					
Nov. 25	JAX					
Dec. 2	at MIA					
Dec. 9	NYJ					
Dec. 16	DET					
Dec. 23	at NE					
Dec. 30	MIA					
	<b>TOTALS</b>	<b>10</b>	<b>9</b>	<b>1</b>	<b>65</b>	<b>90.0%</b>

# 2018 TURNOVER BREAKDOWN



## BILLS TAKEAWAYS

DATE	OPP.	TURNOVER	YARD LINE	QTR	RESULT
Sep. 9	at BAL	Matt Milano FR (Tremaine Edmunds FF)	BAL-40	2	MFG
Sep. 16	LAC	None	---	---	---
Sep. 23	at MIN				
Sep. 30	at GB				
Oct. 7	TEN				
Oct. 14	at HOU				
Oct. 21	at IND				
Oct. 29	NE				
Nov. 4	CHI				
Nov. 11	at NYJ				
Nov. 25	JAX				
Dec. 2	at MIA				
Dec. 9	NYJ				
Dec. 16	DET				
Dec. 23	at NE				
Dec. 30	MIA				

**TOTALS: 1 takeaways for 0 points**

## BILLS GIVEAWAYS

DATE	OPP.	TURNOVER	YARD LINE	QTR	RESULT
Sep. 9	at BAL	Nathan Peterman INT (Tony Jefferson)	BUF-18	2	FG
		Nathan Peterman INT (Brandon Carr)	BUF-26	3	TD
Sep. 16	LAC	Josh Allen INT (Adrian Phillips)	LAC-36	3	PUNT
		Josh Allen INT (Kyzir White)	BUF-25	4	FG
Sep. 23	at MIN				
Sep. 30	at GB				
Oct. 7	TEN				
Oct. 14	at HOU				
Oct. 21	at IND				
Oct. 29	NE				
Nov. 4	CHI				
Nov. 11	at NYJ				
Nov. 25	JAX				
Dec. 2	at MIA				
Dec. 9	NYJ				
Dec. 16	DET				
Dec. 23	at NE				
Dec. 30	MIA				

**TOTALS: 4 giveaways for 13 points**



# 2018 DRIVE EFFICIENCY



## BILLS GAME-BY-GAME DRIVES

DATE	OPP.	QB	POSS	TD	FG	MFG	PUNT	INT	FUM	SAF	Downs	Clock	PTS	Pts/Poss
Sep. 9	at BAL	Peterman	10	0	0	1	5	2	0	0	1	1	0	0.0
		Allen	5	0	1	0	3	0	0	0	0	1	3	0.6
Sep. 16	LAC	Allen	11	2	2	0	5	2	0	0	0	0	20	1.8
Sep. 23	at MIN													
Sep. 30	at GB													
Oct. 7	TEN													
Oct. 14	at HOU													
Oct. 21	at IND													
Oct. 29	NE													
Nov. 4	CHI													
Nov. 11	at NYJ													
Nov. 25	JAX													
Dec. 2	at MIA													
Dec. 9	NYJ													
Dec. 16	DET													
Dec. 23	at NE													
Dec. 30	MIA													
<b>TOTALS</b>			<b>26</b>	<b>2</b>	<b>3</b>	<b>1</b>	<b>13</b>	<b>4</b>	<b>0</b>	<b>0</b>	<b>1</b>	<b>2</b>	<b>23</b>	<b>1.0</b>

## OPPONENT GAME-BY-GAME DRIVES

DATE	OPP.	QB	POSS	TD	FG	MFG	PUNT	INT	FUM	SAF	Downs	Clock	PTS	Pts/Poss
Sep. 9	at BAL	Flacco	10	5	2	0	2	0	1	0	0	0	40	4.0
		Jackson	4	1	0	0	3	0	0	0	0	0	7	1.8
Sep. 16	LAC	Rivers	11	4	1	0	5	0	0	0	0	1	31	2.6
		Smith	1	0	0	0	0	0	0	0	0	1	0	0.0
Sep. 23	at MIN													
Sep. 30	at GB													
Oct. 7	TEN													
Oct. 14	at HOU													
Oct. 21	at IND													
Oct. 29	NE													
Nov. 4	CHI													
Nov. 11	at NYJ													
Nov. 25	JAX													
Dec. 2	at MIA													
Dec. 9	NYJ													
Dec. 16	DET													
Dec. 23	at NE													
Dec. 30	MIA													
<b>TOTALS</b>			<b>26</b>	<b>10</b>	<b>3</b>	<b>0</b>	<b>10</b>	<b>0</b>	<b>1</b>	<b>0</b>	<b>0</b>	<b>2</b>	<b>78</b>	<b>3.0</b>

# THE LAST TIME ...



## **PUNT RETURNED FOR A TD**

By Bills: Marcus Thigpen vs. Green Bay Packers 12/14/14 (75 yards)  
By Opponent: Travis Benjamin at Cleveland Browns, 10/3/13 (79 yards)

## **KICKOFF RETURNED FOR A TD**

By Bills: CJ Spiller vs. Miami Dolphins 9/14/14 (102+ yards)  
By Opponent: Marcus Thigpen vs. Miami Dolphins, 11/15/12 (96 yards)

## **INTERCEPTION RETURNED FOR A TD**

By Bills: Jordan Poyer (19 yards) at New England Patriots, 12/24/17  
By Opponent: Corey Toomer (59 yards) at Los Angeles Chargers, 11/19/17

## **AT LEAST TWO INTERCEPTIONS IN A GAME**

By Bills: Micah Hyde (2) at Atlanta Falcons, 10/1/17  
By Opponent: Lavonte David (2) at Tampa Bay Buccaneers, 12/8/13

## **FUMBLE RETURNED FOR A TD**

By Bills: Matt Milano (40 yards) vs Oakland Raiders, 10/29/17  
By Opponent: Melvin Ingram (39 yards) at Los Angeles Chargers, 11/19/17

## **PUNT BLOCKED**

By Bills: Jerry Hughes at Seattle Seahawks, 11/7/16  
By Opponent: Chris Clemons at Miami Dolphins, 11/20/11

## **PUNT BLOCK RETURNED FOR A TD**

By Bills: Manny Lawson vs. N.Y. Jets 11/24/14 (in end zone - Boobie Dixon blocked Ryan Quigley's punt)  
By Opponent: Lex Hilliard at Miami Dolphins, 11/20/11 (in end zone - Chris Clemons blocked P Brian Moorman's punt)

## **FIELD GOAL BLOCKED**

By Bills: Mario Williams vs. Green Bay Packers, 12/14/14 By Opponent: Joe Haden vs. Cleveland Browns, 11/30/14

## **FIELD GOAL BLOCK RETURNED FOR TD**

By Bills: Cornelius Bennett vs. Denver Broncos, 9/30/90 (80 yards after Nate Odomes blocked David Treadwell's att.)  
By Opponent: Lemar Parrish, Cincinnati Bengals, 11/8/70 (83 yards after Ken Riley blocked Grant Guthrie's att.)

## **EXTRA POINT BLOCKED**

By Bills: Alex Carrington at San Diego Chargers, 12/11/11 By Opponent: Cam Thomas at LA, 10/9/16

## **EXTRA POINT MISSED**

By Bills: Missed - Stephen Hauschka at Kansas City Chiefs, 11/26/2017  
By Opponent: Missed- Mike Nugent (2) at Cincinnati Bengals, 11/20/16

## **TWO POINT CONVERSION ATTEMPTED AND SUCCESSFUL**

By Bills: LeSean McCoy run vs Jacksonville Jaguars, 11/27/16  
By Opponent: Derek Carr pass to Seth Roberts vs Oakland Raiders, 12/4/16

## **TWO POINT CONVERSION FAILED**

By Bills: Marcus Murphy rushes right tackle at Miami Dolphins, 12/31/2017  
By Opponent: Josh McCown pass incomplete vs. New York Jets, 9/10/2017

## **SAFETY RECORDED**

By Bills: Ryan Tannehill fumble out of bound in end zone for a Safety vs. Miami Dolphins, 11/8/15  
By Opponent: LeSean McCoy tackled in the end zone for a safety vs Arizona Cardinals, 9/25/16

## **100 YARD INDIVIDUAL RUSHING GAME**

By Bills: LeSean McCoy (156) vs. Indianapolis Colts, 12/11/17  
By Opponent: Dion Lewis (129) at New England Patriots, 12/24/17

# THE LAST TIME ...



## 200 YARD INDIVIDUAL RUSHING GAME

By Bills: Fred Jackson (212 yards) vs. Indianapolis Colts, 1/3/10  
By Opponent: Jay Ajayi (206) vs Miami Dolphins, 12/24/16

## TWO 100 YARD RUSHERS IN THE SAME GAME

By Bills: LeSean McCoy (112) & Karlos Williams (110) vs. Miami Dolphins 11/8/15  
By Opponent: Mark Ingram (131) & Alvin Kamara (106) vs. New Orleans Saints 11/12/2017

## 100 YARD INDIVIDUAL RECEIVING GAME

By Bills: Deonte Thompson (107) vs. Tampa Bay, 10/22/17  
By Opponent: Rob Gronkowski (147) vs. New England Patriots, 12/3/2017

## 200 YARD INDIVIDUAL RECEIVING GAME

By Bills: Lee Evans (265 yards) at Houston Texans, 11/19/06  
By Opponent: Wes Welker (217 yards) vs. New England Patriots, 9/25/11

## TWO 100 YARD RECEIVERS IN THE SAME GAME

By Bills: Steve Johnson (158 yards) and Lee Evans (105 yards) at Baltimore Ravens, 10/24/10  
By Opponent: Eric Decker (126) and Brandon Marshall (101) vs New York Jets, 9/15/16

## 300+ YARD INDIVIDUAL PASSING GAME

By Bills: Tyrod Taylor (329) vs Miami Dolphins, 12/24/16  
By Opponent: Derek Carr (313) vs Oakland Raiders, 10/29/17

## FIVE TOUCHDOWNS RUSHING

By Bills: Cookie Gilchrist vs. New York Titans, 12/8/63  
By Opponent: Never accomplished

## AT LEAST FOUR TOUCHDOWNS RUSHING

By Bills: Willis McGahee at Seattle Seahawks, 11/28/04  
By Opponent: Clarence Williams at San Diego Chargers, 9/16/79

## AT LEAST THREE TOUCHDOWNS RUSHING

By Bills: LeSean McCoy (3) vs San Francisco 49ers, 10/16/16  
By Opponent: Le'Veon Bell (3) vs Pittsburgh Steelers, 12/11/16

## AT LEAST TWO TOUCHDOWNS RUSHING

By Bills: LeSean McCoy (2) vs Tampa Bay Buccaneers, 10/22/17  
By Opponents: Matt Forte (2) at New York Jets, 11/2/2017

## FOUR TD RECEPTIONS

By Bills: Don Beebe vs. Pittsburgh Steelers, 9/8/91  
By Opponents: Randy Moss vs. New England Patriots, 11/18/07

## AT LEAST THREE TD RECEPTIONS

By Bills: Steve Johnson at Cincinnati Bengals, 11/21/10  
By Opponents: Marvin Harrison at Indianapolis Colts, 9/23/01

## AT LEAST TWO TD RECEPTIONS

By Bills: Charles Clay (2) vs Miami Dolphins, 12/24/16  
By Opponents: Melvin Gordon (2) vs. Los Angeles Chargers, 9/16/2018

## SIX TD PASSES

By Bills: Jim Kelly vs. Pittsburgh Steelers, 9/8/91  
By Opponents: Daryle Lamonica at Oakland Raiders, 10/19/69

## AT LEAST FIVE TD PASSES

By Bills: Jim Kelly vs. Cincinnati Bengals, 10/21/91  
By Opponent: Drew Brees at New Orleans Saints, 10/27/13

# THE LAST TIME ...



## **AT LEAST FOUR TD PASSES**

By Bills: Kyle Orton (4) at New York Jets, 10/26/14  
By Opponent: Tom Brady (4) vs New England Patriots, 10/30/16

## **AT LEAST THREE TD PASSES**

By Bills: Tyrod Taylor (3) vs. Miami Dolphins, 12/24/16  
By Opponents: Philip Rivers (3) vs. Los Angeles Chargers, 9/16/18

## **AT LEAST THREE SACKS**

By Bills: (3.0) Lorenzo Alexander at LA Rams, 10/9/16  
By Opponent: (3.0) Chandler Jones vs. New England Patriots, 09/20/15

## **LAST OVERTIME GAME**

By Bills: 12/11/17 vs Indianapolis Colts, W (13-7)

## **WON IN OVERTIME**

By Bills: 12/11/17 vs Indianapolis Colts (13-7)  
By Opponent: 12/24/16 vs Miami Dolphins (31-34)

## **SHUTOUT RECORDED**

By Bills: 10/2/16 at New England Patriots (16-0)  
By Opponent: 12/28/08 vs. New England Patriots (13-0)

## **AT LEAST 200-YARDS RUSHING**

By Bills: 272 vs Miami Dolphins, 12/24/16  
By Opponent: 261 vs Miami Dolphins, 12/24/16

## **AT LEAST 300-YARDS RUSHING**

By Bills: 312 vs. San Francisco, 10/16/16 By Opponent: 311 at San Francisco, 10/7/12

## **AT LEAST 400 NET YARDS PASSING**

By Bills: 437 at Minnesota Vikings, 9/15/02  
By Opponent: 451 vs. New England Patriots, 09/20/15

## **AT LEAST 300 NET YARDS PASSING**

By Bills: 317 vs Miami Dolphins, 12/24/16  
By Opponent: 313 vs Oakland Raiders, 10/29/17

## **AT LEAST 500 TOTAL YARDS**

By Bills: 589 vs Miami Dolphins, 12/24/16  
By Opponent: 507 vs. New England Patriots, 09/20/15

## **AT LEAST 400 TOTAL YARDS**

By Bills: 434 vs Tampa Bay Buccaneers, 10/22/17  
By Opponent: 411 at New England Patriots, 12/24/17

## **50 OR MORE POINTS**

By Bills: 54 at Kansas City Chiefs, 11/23/08  
By Opponent: 54 at Los Angeles Chargers, 11/19/17

## **40 OR MORE POINTS**

By Bills: 45 vs San Francisco, 10/16/16  
By Opponent: 47 at Baltimore, 9/9/18

## **SCORED A TOUCHDOWN ON OFFENSE, DEFENSE AND SPECIAL TEAMS**

By Bills: at Denver Broncos, 12/24/11 (C. Spiller rushing TD, J. Byrd interception return and Sp. Johnson fumble return), L. McKelvin punt return)  
By Opponent: at Cleveland Browns 10/3/13 (Josh Gordon receiving TD, T.J. Ward interception return, Travis Benjamin punt return TD)

# RAVENS 47, BILLS 3

SUNDAY, SEPTEMBER 9, 2018 - M&T BANK STADIUM



**EDMUNDS**

## TEAM STATISTICS

Bills		Ravens
10	First Downs	26
153	Net Yards Gained	369
22/83	Rushes/Yards	34/117
70	Net Yards Passing	252
33/11/2	Att/Comp/INT	38/26/0
6/28	Sacked/Yards Lost	2/8
8/49.6	Punts/Average	5/51.4
1/0	Fumbles/Lost	4/1
10/100	Penalties/Yards	9/78
24:46	Time of Possession	35:14
2-15	3rd Down Efficiency	6-14
2	Turnovers	1

## BILLS INDIVIDUAL STATISTICS

- 
**RUSHING**  
 M. Murphy 3-31, J. Allen 4-26, L. McCoy 7-22, C. Ivory 3-3, N. Peterman 1-1, C. Bojorquez 1-0
- 
**RECEIVING**  
 Z. Jones 3-26, J. Croom 2-18, J. Kerley 2-7, L. Thomas 1-24, A. Holmes 1-14, K. Benjamin 1-10, L. McCoy 1--1
- 
**PASSING**  
 Josh Allen 6-15-74-0TD  
 Nathan Peterman 5-18-24-0TD-2INT
- 
**SACKS**  
 T. Edmunds 1.0/0, K. Williams 0.5/4, T. Murphy 0.5/4
- 
**FIELD GOALS**  
 S. Hauschka (52N, 35G)

## SCORING RECAP

	1st	2nd	3rd	4th	Pts
Buffalo	0	0	3	0	3
Baltimore	14	12	14	7	47

- 1**
  - BAL - A. Collins, 8 run (10-80, 6:18)
  - BAL - J. Brown, 7 pass from Flacco (10-66, 3:59)
- 2**
  - BAL - J. Tucker, 41 FG (4--3, 0:49)
  - BAL - J. Tucker, 39 FG (4-8, 1:22)
  - BAL - M. Crabtree, 12 pass from Flacco (9-85, 2:35)
- 3**
  - BAL - W. Snead, 13 pass from Flacco (3-14, 1:20)
  - BAL - J. Allen, 1 run (1-1, 0:04)
  - BUF - S. Hauschka, 35 FG (12-46, 5:31)
- 4**
  - BAL - K. Dixon, 2 run (13-89, 8:03)

## NOTABLES

- **LB Tremaine Edmunds** became the youngest starting linebacker on opening day in the NFL Super Bowl Era. He also was the first Bills rookie with a sack in the season opener since 2002.
- **QB Josh Allen, TE Jason Croom, WR Robert Foster, LB Tremaine Edmunds, DT Harrison Phillips, CB Taron Johnson, S Siran Neal and P Corey Bojorquez** all made their NFL debuts against the Ravens, while **S Rafael Bush, CB Phillip Gaines, RB Chris Ivory, WR Jeremy Kerley, DT Star Lotulelei, DE Trent Murphy and T Marshall Newhouse** made their Bills debut.

## RAVENS INDIVIDUAL STATISTICS

- 
**RUSHING**  
 K. Dixon 13-44, L. Jackson 7-39, J. Allen 4-17, A. Collins 7-13, J. Flacco 2-3, J. Brown 1-1
- 
**RECEIVING**  
 J. Allen 5-15, W. Snead 4-49, J. Brown 3-44, N. Boyle 3-40, M. Crabtree 3-38, M. Williams 3-32, M. Andrews 3-31, A. Collins 1-6, C. Moore 1-5
- 
**PASSING**  
 Joe Flacco 25-34-236-3TD  
 Lamar Jackson 1-4-24-0TD
- 
**SACKS**  
 T. Young 2.0/7, T. Williams 1.0/12, T. Suggs 1.0/5, Z. Smith 1.0/4, K. Young 1.0/0
- 
**FIELD GOALS**  
 J. Tucker (41G, 39G)

# CHARGERS 31, BILLS 20

SUNDAY, SEPTEMBER 16, 2018 - NEW ERA FIELD



ALLEN

## TEAM STATISTICS

Bills		Chargers
17	First Downs	21
293	Net Yards Gained	349
22/84	Rushes/Yards	26/109
209	Net Yards Passing	240
33/18/2	Att/Comp/INT	27/23/0
5/36	Sacked/Yards Lost	2/16
5/44.6	Punts/Average	5/46.6
1/0	Fumbles/Lost	2/0
6/31	Penalties/Yards	6/45
26:58	Time of Possession	33:02
5-14	3rd Down Efficiency	3-9
2	Turnovers	0
67%	Red Zone TD %	75%

## BILLS INDIVIDUAL STATISTICS

### RUSHING

L. McCoy 9-39, J. Allen 8-32, C. Ivory 2-7-1TD, M. Murphy 3-6

### RECEIVING

Z. Jones 2-63, C. Ivory 1-30, C. Clay 2-29, L. McCoy 4-29, P. DiMarco 1-24, A. Holmes 1-19, K. Benjamin 2-19, R. Foster 1-11, J. Croom 2-7, M. Murphy 1-7, L. Thomas 1-7

### PASSING

Josh Allen 8-33-245-1TD-2INT

### SACKS

J. Hughes 1.0/9, L. Alexander 1.0/7

### FIELD GOALS

S. Hauschka (43G, 40G)

## SCORING RECAP

	1st	2nd	3rd	4th	Pts
Los Angeles	14	14	0	3	31
Buffalo	0	6	7	7	20

- LA - M. Williams, 10 pass from Rivers (3-38, 1:27)
  - LA - M. Gordon, 20 run (6-61, 3:24)
- BUF - S. Hauschka, 43 FG (12-51, 5:40)
  - LA - M. Gordon, 9 pass from Rivers (5-75, 2:55)
  - LA - M. Gordon, 2 pass from Rivers (12-81, 6:46)
  - BUF - S. Hauschka, 40 FG (6-52, 1:08)
- BUF - C. Ivory, 1 run (7-75, 3:54)
- LA - C. Sturgis, 24 FG (7-11, 3:10)
  - BUF - K. Benjamin, 3 pass from Allen (12-75, 3:12)

## NOTABLES

- QB Josh Allen** made his first NFL start, becoming the 13th rookie to start at the quarterback position in team history.
- DE Jerry Hughes** logged a sack against Chargers QB Philip Rivers, moving him into sole possession of eighth place on the Bills all-time sack list with 36.
- LB Julian Stanford, DT Robert Thomas** and **DE Nate Orchard** all made their debuts in Bills' uniforms.
- WR Kelvin Benjamin** scored his 20th career touchdown in the fourth quarter on a 3-yard pass from QB Josh Allen.

## CHARGERS INDIVIDUAL STATISTICS

### RUSHING

A. Ekeler 11-77, M. Gordon 9-28-1TD, P. Rivers 3-5, J. Jones 1-0, D. Newsome 1-0, G. Smith 1--1

### RECEIVING

K. Allen 6-67, V. Green 3-55, Ty. Williams 3-48, M. Gordon 6-38-2TD, M. Williams 2-27-1TD, A. Ekeler 3-21

### PASSING

P. Rivers 23-27-256-3TD

### SACKS

M. Ingram 1.5/13.5, J. Brown 1.0/8, D. James 1.0/6, U. Nwosu 1.0/3, D. Square 0.5/5.5

### FIELD GOALS

C. Sturgis (24G)



**HISTORY**

---

# ALL-TIME REGULAR SEASON SERVICE



## MOST SEASONS PLAYED

Rank	No.	Name
1.	15	WR Andre Reed (1985-99) DE Bruce Smith (1985-99)
2.	14	G Jim Ritcher (1980-93)
4.	13	OL Joe Devlin (1976-82, 1984-89) P Brian Moorman (2001-13) <b>DT Kyle Williams (2006-2018)</b>

## MOST REGULAR SEASON GAMES PLAYED

Rank	Games	Name
1.	221	WR Andre Reed (1985-99)
2.	217	DE Bruce Smith (1985-99)
3.	203	G Jim Ritcher (1980-93)
4.	191	OL Joe Devlin (1976-82, 1984-89)
5.	190	P Brian Moorman (2001-13)
6.	188	LB Darryl Talley (1983-1994)
7.	178	S Steve Freeman (1975-1986)
8.	173	LB Mike Pike (1987-1998) RB Thurman Thomas (1988-1999)
10.	170	C Kent Hull (1986-1996)
11.	169	<b>DT Kyle Williams (2006-2018)</b>

## MOST GAMES PLAYED BY POSITION

### QUARTERBACKS

Rank	Games	Name
1.	164	QB Joe Ferguson (1973-84)
2.	160	QB Jim Kelly (1986-1996)
3.	93	QB Frank Reich (1985-94)

### OFFENSIVE LINEMAN

Rank	Games	Name
1.	203	G Jim Ritcher (1980-93)
2.	191	OL Joe Devlin (1976-82, 1984-89)
3.	170	C Kent Hull (1986-1996)

### WIDE RECEIVERS/TIGHT ENDS

Rank	Games	Name
1.	221	WR Andre Reed (1985-99)
2.	160	WR Steve Tasker (1986-97)
3.	156	TE Pete Metzelaars (1985-1994)

### RUNNING BACKS

Rank	Games	Name
1.	173	RB Thurman Thomas (1988-99)
2.	112	RB O.J. Simpson (1969-77)
3.	106	RB Fred Jackson (2007-14)

### DEFENSIVE LINEMAN

Rank	Games	Name
1.	217	DE Bruce Smith (1985-99)
2.	169	<b>DT Kyle Williams (2006-2018)</b>
3.	162	NT Fred Smerlas (1979-89)

### LINEBACKERS

Rank	Games	Name
1.	188	LB Darryl Talley (1983-1994)
2.	173	LB Mark Pike (1987-1998)
3.	142	LB Mike Stratton (1962-1972)

### SECONDARY

Rank	Games	Name
1.	178	DB Steve Freeman (1975-86)
2.	151	DB Charles Romes (1977-86)
3.	144	DB Henry Jones (1991-00)

### SPECIALISTS

Rank	Games	Name
1.	190	P Brian Moorman (2001-13)
2.	159	P Chris Mohr (1991-2000)
3.	152	K Rian Lindell (2003-12)



# ALL-TIME REGULAR SEASON SCORING



## ALL-TIME LEADING SCORERS

Rank	Points	Player
1.	1,011	K Steve Christie (1992-2000)
2.	980	K Rian Lindell (2003-12)
3.	670	K Scott Norwood (1985-91)
4.	522	RB Thurman Thomas (1988-99) WR Andre Reed (1985-99)
5.	464	K Dan Carpenter (2013-16)

## MOST POINTS, CAREER

Rank	Points	Player
1.	1,011	K Steve Christie (1992-2000)
2.	980	K Rian Lindell (2003-12)
3.	670	K Scott Norwood (1985-91)
4.	522	RB Thurman Thomas (1988-99) WR Andre Reed (1985-99)

## MOST TOUCHDOWNS, CAREER

Rank	TDs	Player
1.	87	RB Thurman Thomas (1988-99) WR Andre Reed (1985-99)
3.	70	RB O.J. Simpson (1969-77)
4.	49	WR Eric Moulds (1996-2005)
5.	43	WR Lee Evans (2004-10)

## MOST FIELD GOALS MADE, CAREER

Rank	FGs	Player
1.	234	K Steve Christie (1992-2000)
2.	225	K Rian Lindell (2003-12)
3.	133	K Scott Norwood (1985-91)
4.	109	K Dan Carpenter (2013-16)
5.	74	K John Leypoldt (1971-76)

## MOST POINTS, SEASON

Rank	Points	Player/Season
1.	140	K Steve Christie (1998)
2.	138	RB O.J. Simpson (1975)
3.	133	K Dan Carpenter (2014)
4.	131	K Dan Carpenter (2013)
5.	129	K Scott Norwood (1988)

## MOST TOUCHDOWNS, SEASON

Rank	TDs	Player/Season
1.	16	RB O.J. Simpson (1975)
2.	13	RB Cookie Gilchrist (1962) RB Travis Henry (2002) RB Willis McGahee (2004) RB LeSean McCoy (2016)

## MOST FIELD GOALS MADE, SEASON

Rank	FGs	Player/Season
1.	34	Dan Carpenter (2014)
2.	33	Steve Christie (1998) Dan Carpenter (2013)
4.	32	Scott Norwood (1988)
5.	31	Steve Christie (1995)

## ALL-TIME SCORING

Overall TDs .....	2,042
TDs by rushing .....	757
TDs by reception .....	1,080
TDs by INT return .....	89
TDs by kickoff return .....	25
TDs by punt return .....	24
TDs by fumble return .....	54
TDs by blocked punt/FG .....	13
FGs made .....	1,139

# ALL-TIME REGULAR SEASON SCORING



## MOST POINTS, GAME

Rank	Points	Player/Game
1.	30	Cookie Gilchrist, vs. N.Y. Jets 12/8/63 (5 tdr)
2.	24	O.J. Simpson, vs. New England 11/23/75 (2 tdr, 2 tdp) Roland Hooks, vs. Cincinnati 9/9/79 (4 tdr) Jerry Butler, vs. N.Y. Jets 9/23/79 (4 tdp) Don Beebe, vs. Pittsburgh 9/8/91 (4 tdp) Thurman Thomas, vs. L.A. Rams 9/6/92 (3 tdr, 1 tdp) Willis McGahee, at Seattle 11/28/04 (4 tdr)

## MOST TOUCHDOWNS, GAME

Rank	Points	Player/Game
1.	5	Cookie Gilchrist, vs. N.Y. Jets 12/8/63 (5 rush)
2.	4	O.J. Simpson, vs. New England 11/23/75 (2 rush, 2 rec.) Roland Hooks, vs. Cincinnati 9/9/79 (4 rush) Jerry Butler, vs. N.Y. Jets 9/23/79 (4 rec.) Don Beebe, vs. Pittsburgh 9/8/91 (4 rec.) Thurman Thomas, vs. L.A. Rams 9/6/92 (3 rush, 1 rec.) Willis McGahee, at Seattle 11/28/04 (4 rush)

## MOST FIELD GOALS MADE, GAME

Rank	FGs	Player/Game
1.	6	Steve Christie, at N.Y. Jets 10/20/96
2.	5	Pete Gogolak, at Houston 12/5/65 Scott Norwood, vs. Pittsburgh 9/25/88 Steve Christie, at Houston 9/18/94 Steve Christie, vs. N.Y. Jets 10/8/95 Rian Lindell, vs. Houston 9/11/05 Rian Lindell, vs. Tennessee 12/24/06 Rian Lindell, at Washington 12/2/07 Dan Carpenter, vs. Miami 9/14/14

## LONGEST FIELD GOAL

Rank	LG	Player/Game
1.	59	Steve Christie, 9/26/93 vs. Miami
2.	58	Dan Carpenter, 10/5/15 at Detroit
3.	56	Stephen Hauschka, 11/26/17 at KC Stephen Hauschka, 10/1/17 at Atlanta Rian Lindell, 11/29/09 vs. Miami Dave Rayner, 11/20/11 at Miami

## MOST CONSECUTIVE GAMES WITH A TD

Rank	Games	Player/Season
1.	14	O.J. Simpson (1975)
2.	7	Cookie Gilchrist (1962)
3.	6	Cookie Gilchrist (1963) Robb Riddick (1988) Thurman Thomas (1989) Thurman Thomas (1990) C.J. Spiller (2011-12) Karlos Williams (2015)

# ALL-TIME REGULAR SEASON PASSING



## ALL-TIME LEADING PASSERS

Player	Seasons	G	Att	Cmp	Pct	Yds	TD	Lg	Rate
1. Jim Kelly	1986-1996(11)	160	4779	2874	60.1	35467	237	84t	84.4
2. Joe Ferguson	1973-1984(12)	164	4166	2188	52.5	27590	181	92t	68.9
3. Jack Kemp	1962-1969(7)	88	2240	1039	46.4	15134	77	94	55.8
4. Ryan Fitzpatrick	2009-2012(4)	55	1742	1041	59.8	11654	80	98t	79.8
5. Drew Bledsoe	2002-2004(3)	48	1531	905	59.1	10151	55	73t	79.2
6. Tyrod Taylor	2015-2017(3)	44	1236	774	62.6	8857	51	84t	92.5
7. Doug Flutie	1998-2000(3)	39	1063	598	56.3	7582	47	84t	81.7
8. Dennis Shaw	1970-1973(4)	45	916	485	52.9	6286	35	75t	57.1
9. J.P. Losman	2004-2008(5)	42	941	558	59.3	6211	33	87t	75.6
10. Trent Edwards	2007-2010(4)	34	878	535	60.9	5739	25	70t	76.8
11. Rob Johnson	1998-2001(4)	30	663	401	60.5	4798	27	74t	85.5
12. EJ Manuel	2013-2016(4)	28	547	319	58.3	3502	19	80t	77.5
13. Todd Collins	1995-1997(3)	28	519	284	54.7	3218	16	95t	68.5
14. Kyle Orton	2014-2014(1)	12	447	287	64.2	3018	18	84	87.8
15. Alex Van Pelt	1995-2003(9)	32	477	262	54.9	2985	16	80t	64.1
16. Frank Reich	1985-1994(9)	93	377	222	58.9	2540	18	63t	81.9
17. Daryle Lamonica	1963-1966(4)	56	353	150	42.5	2499	16	93	55
18. Johnny Green	1960-1961(2)	18	354	145	41	2170	16	70	59.2
19. Warren Rabb	1961-1962(2)	23	251	101	40.2	1782	15	76	58.6
20. Vince Ferragamo	1985-1985(1)	10	287	149	51.9	1677	5	48	50.8

## MOST TD PASSES, CAREER

Player	TDs
1. Jim Kelly	237
2. Joe Ferguson	181
3. Ryan Fitzpatrick	80

## MOST COMPLETIONS, CAREER

Player	Comps
1. Jim Kelly	2,874
2. Joe Ferguson	2,188
3. Ryan Fitzpatrick	1,041

## BEST QB RATING, CAREER

Player	QB Rating
1. Tyrod Taylor	92.5
2. Jim Kelly	84.4
3. Ryan Fitzpatrick	79.8

## MOST ATTEMPTS, CAREER

Player	Atts
1. Jim Kelly	4,779
2. Joe Ferguson	4,166
3. Jack Kemp	2,240

## BEST COMPLETION %, CAREER

Player	Comp%
1. Tyrod Taylor	62.6
2. Jim Kelly	60.1
3. Ryan Fitzpatrick	59.8

[Min. 500 attempts]

## MOST INTS, CAREER

Player	INTs
1. Joe Ferguson	190
2. Jim Kelly	175
3. Jack Kemp	132

# ALL-TIME REGULAR SEASON PASSING



## MOST PASSING YARDS, SEASON

Player	Season	G	Att	Cmp	Pct	Yds	TD	Int	Lg	Rate
1. Drew Bledsoe	2002	16	610	375	61.5	4359	24	15	73t	86
2. Jim Kelly	1991	15	474	304	64.1	3844	33	17	77t	97.6
3. Ryan Fitzpatrick	2011	16	569	353	62	3832	24	23	60t	79.1
4. Joe Ferguson	1981	16	498	252	50.6	3652	24	20	67t	74.1
5. Jim Kelly	1986	16	480	285	59.4	3593	22	17	84t	83.3
6. Joe Ferguson	1979	16	458	238	52	3572	14	15	84t	74.4
7. Jim Kelly	1992	16	462	269	58.2	3457	23	19	65t	81.2
8. Ryan Fitzpatrick	2012	16	505	306	60.6	3400	24	16	68t	83.3
9. Jim Kelly	1993	16	470	288	61.3	3382	18	18	65t	79.9
10. Jim Kelly	1988	16	452	269	59.5	3380	15	17	66t	78.2

## MOST ATTEMPTS, SEASON

Player	Atts
1. Drew Bledsoe (2002).....	610
2. Ryan Fitzpatrick (2011) ..	569
3. Joe Ferguson (1983) .....	508

## BEST COMPLETION %, SEASON

Player	Comp%
1. Kelly Holcomb (2005).....	67.4
2. Trent Edwards (2008) .....	65.5
3. Kyle Orton (2014).....	64.2

## LOWEST INT %, SEASON

Player	INT %
1. Joe Ferguson (1976) .....	0.7
2. Tyrod Taylor (2017).....	1.0
3. Doug Flutie (2000) .....	1.3

## MOST COMPLETIONS, SEASON

Player	Comps
1. Drew Bledsoe (2002).....	375
2. Ryan Fitzpatrick (2011) ..	353
3. Ryan Fitzpatrick (2012) ..	306

## BEST QB RATING, SEASON

Player	QB Rating
1. Jim Kelly (1990).....	101.2
2. Tyrod Taylor (2015).....	99.4
3. Jim Kelly (1991).....	97.6

## MOST INTS, SEASON

Player	INTs
1. Dennis Shaw (1971).....	26
2. Joe Ferguson (1983) .....	25
3. Joe Ferguson (1977) .....	24

## MOST TD PASSES, SEASON

Player	TDs
1. Jim Kelly (1991).....	33
2. Joe Ferguson (1983) .....	26
3. Joe Ferguson (1975) .....	25

## FEWEST INTS, SEASON

Player	INTs
1. Joe Ferguson (1976).....	1
2. Doug Flutie (2000) .....	3
3. Tyrod Taylor (2017) .....	4

## LONGEST PASSING PLAYS

Yards	Player	Game
98	Ryan Fitzpatrick (to Terrell Owens)	11/22/09 at Jax.
95	Todd Collins (to Quinn Early)	12/1/96 at Indianapolis
94	Jack Kemp (to Glenn Bass)	10/11/64 at Houston
92	Joe Ferguson (to Frank Lewis)	9/17/78 at Miami

# ALL-TIME REGULAR SEASON PASSING



## MOST PASSING YARDS, GAME

Rank	Yards	Player/Game
1.	463	Drew Bledsoe 9/15/02 at Minnesota
2.	419	Joe Ferguson 10/9/83 vs. Miami
3.	417	Drew Bledsoe 10/6/02 vs. Oakland
4.	403	Jim Kelly 9/13/92 at San Francisco
5.	392	Jim Kelly 10/21/91 vs. Cincinnati

## MOST TOUCHDOWN PASSES, GAME

Rank	TDs	Player/Game
1.	6	Jim Kelly 9/8/91 vs. Pittsburgh
2.	5	Joe Ferguson 9/23/79 vs. N.Y. Jets Joe Ferguson 10/9/83 at Miami Jim Kelly 9/24/89 at Houston (OT) Jim Kelly 10/21/91 vs. Cincinnati

## MOST ATTEMPTS, GAME

Rank	Atts	Player/Game
1.	57	Kyle Orton 12/7/14 at Denver
2.	55	Joe Ferguson 10/9/83 at Miami
3.	53	Drew Bledsoe 10/6/02 vs. Oakland
4.	52	Jim Kelly 12/8/91 at L.A. Raiders
5.	51	Drew Bledsoe 12/8/02 at NE Ryan Fitzpatrick 11/7/10 vs. Chicago

## MOST COMPLETIONS, GAME

Rank	Comps	Player/Game
1.	38	Joe Ferguson 10/9/83 at Miami Kyle Orton 12/7/14 at Denver
3.	35	Drew Bledsoe 9/15/02 at Minnesota
4.	33	Jim Kelly 12/8/91 at L.A. Raiders

## BEST COMPLETION %, GAME

Rank	Comp%	Player/Game
1.	83.33%	Trent Edwards (25-30) 10/19/08 vs. San Diego
2.	82.86%	Jim Kelly (29-35) 11/24/94 at Detroit
3.	82.61%	Jim Kelly (19-23) 11/3/96 vs. Washington
4.	82.14%	Doug Flutie (23-28) 10/11/98 at Indianapolis
5.	81.81%	Doug Flutie (18-22) 10/25/98 at Carolina

## MOST INTERCEPTIONS, GAME

Rank	INTs	Player/Game
1.	6	Joe Ferguson 11/10/74 vs. Houston

## MOST CONSECUTIVE COMPLETIONS

Player	Game(s)	COMP
1. Trent Edwards	9/7/08 vs. SEA - 9/14/08 at JAX	16
2. Jim Kelly	2/23/89 at NYJ - 9/9/90 vs. Ind	15

# ALL-TIME REGULAR SEASON RUSHING



## ALL-TIME LEADING RUSHERS

Player	Season	G	Att	Yds	Avg	Lg	TD	Att/G	Yds/G
1. Thurman Thomas	1988-1999(12)	173	2849	11938	4.19	80†	65	16.5	69
2. O.J. Simpson	1969-1977(9)	112	2123	10183	4.8	94†	57	19	90.9
3. Fred Jackson	2007-2014(8)	106	1279	5646	4.41	80†	30	12.1	53.3
4. Joe Cribbs	1980-1985(5)	64	1082	4445	4.11	62†	21	16.9	69.5
5. Travis Henry	2001-2004(4)	54	963	3849	4	64	27	17.8	71.3
6. Wray Carlton	1960-1967(8)	87	819	3368	4.11	80	29	9.4	38.7
7. Willis McGahee	2004-2006(3)	46	868	3365	3.88	57†	24	18.9	73.2
<b>8. LeSean McCoy</b>	<b>2015-2018(4)</b>	<b>45</b>	<b>740</b>	<b>3361</b>	<b>4.54</b>	<b>75†</b>	<b>22</b>	<b>16.4</b>	<b>74.7</b>
9. C.J. Spiller	2010-2014(5)	70	668	3321	4.97	77	12	9.5	47.4
10. Cookie Gilchrist	1962-1964(3)	42	676	3056	4.52	67	31	16.1	72.8
11. Antowain Smith	1997-2000(4)	57	760	2932	3.86	59	26	13.3	51.4
12. Jim Braxton	1971-1978(8)	80	721	2842	3.94	36	23	9	35.5
13. Marshawn Lynch	2007-2010(4)	45	687	2765	4.02	56†	17	15.3	61.4
14. Kenneth Davis	1989-1994(6)	96	561	2460	4.39	78†	23	5.8	25.6
15. Greg Bell	1984-1987(4)	40	589	2420	4.11	85†	19	14.7	60.5
16. Curtis Brown	1977-1982(6)	76	564	2171	3.85	58†	8	7.4	28.6
17. Roland Hooks	1976-1982(7)	98	399	1682	4.22	66	12	4.1	17.2
18. Terry Miller	1978-1980(3)	47	389	1579	4.06	75	8	8.3	33.6
19. Tyrod Taylor	2015-2017(3)	44	283	1575	5.57	49	14	6.4	35.8
20. Darick Holmes	1995-1998(4)	48	385	1383	3.59	38†	10	8	28.8

## MOST RUSHING YARDS, SEASON

Player	Season	G	Att	Yds	Avg	Lg	TD	Att/G	Yds/G
1. O.J. Simpson	1973 Buf	14	332	2003	6.03	80†	12	23.7	143.1
2. O.J. Simpson	1975 Buf	14	329	1817	5.52	88†	16	23.5	129.8
3. O.J. Simpson	1976 Buf	14	290	1503	5.18	75†	8	20.7	107.4
4. Thurman Thomas	1992 Buf	16	312	1487	4.77	44	9	19.5	92.9
5. Travis Henry	2002 Buf	16	325	1438	4.42	34	13	20.3	89.9
6. Thurman Thomas	1991 Buf	15	288	1407	4.89	33	7	19.2	93.8
7. Travis Henry	2003 Buf	15	331	1356	4.1	64	10	22.1	90.4
8. Thurman Thomas	1993 Buf	16	355	1315	3.7	27	6	22.2	82.2
9. Thurman Thomas	1990 Buf	16	271	1297	4.79	80†	11	16.9	81.1
<b>10. LeSean McCoy</b>	<b>2016 Buf</b>	<b>15</b>	<b>234</b>	<b>1267</b>	<b>5.41</b>	<b>75†</b>	<b>13</b>	<b>15.6</b>	<b>84.5</b>
11. O.J. Simpson	1972 Buf	14	292	1251	4.28	94†	6	20.9	89.4
12. Willis McGahee	2005 Buf	16	325	1247	3.84	27	5	20.3	77.9
13†. C.J. Spiller	2012 Buf	16	207	1244	6.01	62	6	12.9	77.8
13†. Thurman Thomas	1989 Buf	16	298	1244	4.17	38	6	18.6	77.8
15. Joe Cribbs	1980 Buf	16	306	1185	3.87	48	11	19.1	74.1

# ALL-TIME REGULAR SEASON RUSHING



## MOST RUSHING ATTEMPTS, CAREER

Rank	Atts	Player/Seasons
1.	2,849	Thurman Thomas 1988-99
2.	2,123	O.J. Simpson 1969-77
3.	1,279	Fred Jackson 2007-14
4.	1,082	Joe Cribbs 1980-83, 1985
5.	963	Travis Henry 2001-04

## MOST RUSHING TOUCHDOWNS, CAREER

Rank	TDs	Player/Seasons
1.	65	Thurman Thomas 1988-99
2.	57	O.J. Simpson 1969-77
3.	31	Cookie Gilchrist 1962-64
4.	30	Fred Jackson 2007-14
5.	29	Wray Carlton 1960-67

## BEST RUSHING AVERAGE, CAREER

Rank	Avg	Player/Seasons
1.	5.57	Tyrod Taylor 2015-2017
2.	4.97	C.J. Spiller 2010-14
3.	4.80	O.J. Simpson 1969-77
4.	<b>4.54</b>	<b>LeSean McCoy 2015-2018</b>
5.	4.52	Cookie Gilchrist 1962-64

## MOST 100 YARD GAMES, CAREER

Rank	Games	Player/Seasons
1.	46	Thurman Thomas 1988-99
2.	41	O.J. Simpson 1969-77
3.	15	Fred Jackson 2007-14

## LONGEST RUSHING PLAYS

Player	Game	Long
1. O.J. Simpson	10/29/72 vs. PITT	94t
2. O.J. Simpson	9/28/75 vs. PITT	88t
3. Greg Bell	11/18/84 vs. DAL	85t
4t. Wray Carlton	12/5/65 at HOU	80t
4t. O.J. Simpson	11/18/84 vs. DAL	80t
4t. Thurman Thomas	11/18/90 vs. NE	80t
4t. Fred Jackson	10/16/11 at NYG	80t

## MOST RUSHING ATTEMPTS, SEASON

Rank	ATTs	Player/Season
1.	355	Thurman Thomas 1993
2.	332	O.J. Simpson 1973
3.	331	Travis Henry 2003
4.	329	O.J. Simpson 1975
5.	325	Travis Henry 2002
		Willis McGahee 2005

## MOST RUSHING TOUCHDOWNS, SEASON

Rank	TDs	Player/Season
1.	16	O.J. Simpson 1975
2.	13	Cookie Gilchrist 1962
		Travis Henry 2002
		Willis McGahee 2004
		<b>LeSean McCoy 2016</b>

## BEST RUSHING AVERAGE, SEASON

Rank	Avg	Player/Season
1.	6.03	O.J. Simpson 1973
2.	6.01	C.J. Spiller 2012
3.	5.52	O.J. Simpson 1975
4.	5.49	Fred Jackson 2011
5.	5.46	Tyrod Taylor 2015

## MOST 1,000 YARD RUSHING SEASONS

Rank	1,000 Yard Seasons	Player
1.	8	Thurman Thomas
2.	5	O.J. Simpson
3.	3	Joe Cribbs

## MOST 100 YARD GAMES, SEASON

Rank	Games	Player/Seasons
1.	11	O.J. Simpson 1973
2.	9	Thurman Thomas 1992
3.	8	O.J. Simpson 1975
		Thurman Thomas 1991

# ALL-TIME REGULAR SEASON RUSHING



## MOST RUSHING YARDS, GAME

Rank	Yards	Player/Game
1.	273	O.J. Simpson 11/25/76 at Detroit
2.	250	O.J. Simpson 9/16/73 at New England
3.	243	Cookie Gilchrist 12/8/63 vs. N.Y. Jets
4.	227	O.J. Simpson 9/28/75 at Pittsburgh
5.	219	O.J. Simpson 12/9/73 vs. New England

## MOST RUSHING ATTEMPTS, GAME

Rank	Atts	Player/Game
1.	39	O.J. Simpson 10/29/73 vs. Kansas City
2.	37	Thurman Thomas 11/8/92 vs. Pittsburgh Willis McGahee 11/7/04 vs. N.Y. Jets
4.	36	Cookie Gilchrist 12/8/63 vs. N.Y. Jets Joe Cribbs 12/4/83 at Kansas City

## MOST RUSHING TOUCHDOWNS, GAME

Rank	TDs	Player/Game
1.	5	Cookie Gilchrist 12/8/63 vs. N.Y. Jets
2.	4	Roland Hooks 9/9/79 vs. Cincinnati Willis McGahee 11/28/04 at Seattle

## BEST RUSHING AVERAGE, GAME

Rank	AVG	Player/Game
1.	13.45	Wray Carlton 12/5/65 at Houston
2.	12.07	C.J. Spiller 9/9/12 at N.Y. Jets
3.	11.89	Thurman Thomas 9/24/90 at N.Y. Jets
4.	11.59	O.J. Simpson 11/17/75 at Cincinnati
5.	10.75	Antowain Smith 9/21/97 vs. Indianapolis

\*Min. 10 attempts

## MOST CONSECUTIVE RUSHING TD GAMES

Player	Games	Total
1t. Cookie Gilchrist	9/30/62 at DAL - 11/11/62 at SD	7
1t. O.J. Simpson	11/9/75 vs. BAL - 12/20/75 vs. MIN	7
3t. O.J. Simpson	9/21/75 vs. NYJ - 10/26/75 vs. MIA	6
3t. Robb Riddick	(10/9/88 vs. IND - 11/14/88 at MIA	6

## LONGEST NON-SCORING RUSHING PLAYS

Player	Game	Long
1. C.J. Spiller	12/1/13 vs. ATL	77
2. Terry Miller	11/18/79 vs. GB	75
3. Wayne Patrick	10/11/69 vs. BOS	72
4. O.J. Simpson	12/9/73 vs. NE	71
5. Ben Gregory	9/29/68 vs. NYJ	67



# ALL-TIME REGULAR SEASON RECEIVING



## ALL-TIME LEADING RECEIVERS

Player	Season	G	Rec	Yds	Avg	Lg	TD
1. Andre Reed	1985-1999(15)	221	941	13095	13.9	83t	86
2. Eric Moulds	1996-2005(10)	154	675	9096	13.5	84t	48
3. Thurman Thomas	1988-1999(12)	173	456	4341	9.5	74t	22
4. Lee Evans	2004-2010(7)	109	377	5934	15.7	87t	43
5. Fred Jackson	2007-2014(8)	106	322	2640	8.2	65t	7
6. Josh Reed	2002-2009(8)	115	311	3575	11.5	52	10
7. Pete Metzelaars	1985-1994(10)	156	302	2921	9.7	53t	25
8. Stevie Johnson	2008-2013(6)	75	301	3832	12.7	63	28
9. Bob Chandler	1971-1979(9)	116	295	3999	13.6	58t	34
10. Elbert Dubenion	1960-1968(9)	103	294	5294	18	89	35
11. Peerless Price	1999-2007(6)	84	288	3772	13.1	73t	25
12. Jerry Butler	1979-1986(7)	88	278	4301	15.5	75t	29
13. Frank Lewis	1978-1983(6)	80	269	4638	17.2	92t	24
14. Jay Riemersma	1997-2002(6)	90	204	2304	11.3	38	20
15. Robert Woods	2013-2016(4)	57	203	2451	12.1	57	12
16. Scott Chandler	2010-2014(5)	65	182	2120	11.6	43	17
17. Joe Cribbs	1980-1985(5)	64	180	1783	9.9	65t	15
18. O.J. Simpson	1969-1977(9)	112	175	1924	11	64t	12
19. Don Beebe	1989-1994(6)	76	164	2537	15.5	72t	18
20. Glenn Bass	1961-1968(7)	72	162	2799	17.3	94t	16

## MOST RECEIVING YARDS, CAREER

Rank	Yards	Player/Seasons
1.	13,095	Andre Reed 1985-99
2.	9,096	Eric Moulds 1996-2005
3.	5,934	Lee Evans 2004-10
4.	5,294	Elbert Dubenion 1960-68
5.	4,638	Frank Lewis 1978-83

## BEST RECEIVING AVERAGE, CAREER

Rank	Yards	Player/Seasons
1.	18.12	James Lofton 1989-92
2.	18.09	Haven Moses 1968-72
3.	17.94	Elbert Dubenion 1960-68
4.	17.28	Glenn Bass 1961-66
5.	17.24	Frank Lewis 1978-83

## MOST RECEIVING TOUCHDOWNS, CAREER

Rank	TDs	Player/Seasons
1.	86	Andre Reed 1985-99
2.	48	Eric Moulds 1996-2005
3.	43	Lee Evans 2004-10
4.	35	Elbert Dubenion 1960-68
5.	34	Bob Chandler 1971-79

## 100-YARD RECEIVING GAMES, CAREER

Rank	Games	Player/Seasons
1.	36	Andre Reed 1985-99
2.	26	Eric Moulds 1996-2005
3.	16	Elbert Dubenion 1960-68
4.	14	Frank Lewis 1978-83
		Lee Evans 2004-10

# ALL-TIME REGULAR SEASON RECEIVING



## MOST RECEIVING YARDS, SEASON

Rank	Yards	Player/Season
1.	1,368	Eric Moulds 1998
2.	1,326	Eric Moulds 2000
3.	1,312	Andre Reed 1989
4.	1,303	Andre Reed 1994
5.	1,292	Eric Moulds 2002 Lee Evans 2006

## MOST RECEPTIONS, SEASON

Rank	Rec	Player/Season
1.	100	Eric Moulds 2002
2.	94	Eric Moulds 2000 Peerless Price 2002
4.	90	Andre Reed 1994
5.	88	Andre Reed 1989 Eric Moulds 2004

## MOST RECEIVING TOUCHDOWNS, SEASON

Rank	Rec	Player/Season
1.	11	Bill Brooks 1995
2.	10	Elbert Dubenion 1964 Bob Chandler 1976 Andre Reed 1991 Eric Moulds 2002 Stevie Johnson 2010

## BEST RECEIVING AVERAGE, SEASON

Rank	Avg	Player/Season
1.	27.12	Elbert Dubenion 1964
2.	22.88	Chris Burkett 1986
3.	20.86	Glenn Bass 1964
4.	20.42	Eric Moulds 1998
5.	20.34	James Lofton 1990

## 100-YARD RECEIVING GAMES, SEASON

Rank	Games	Player/Seasons
1.	7	Andre Reed 1989 Eric Moulds 2000

## MOST RECEIVING YARDS, GAME

Rank	Yards	Player/Game
1.	265	Lee Evans 11/19/06 at Houston
2.	255	Jerry Butler 9/23/79 vs. N.Y. Jets
3.	231	Glenn Bass 11/8/64 at N.Y. Jets
4.	220	James Lofton 10/21/91 vs. Cincinnati
5.	218	Elbert Dubenion 10/24/64 vs. N.Y. Jets

## MOST RECEPTIONS, GAME

Rank	Rec	Player/Game
1.	15	Andre Reed 11/20/94 vs. GB
2.	13	Greg Bell 9/8/85 vs. San Diego Andre Reed 9/18/89 vs. Denver Thurman Thomas 9/15/91 at N.Y. Jets Peerless Price 9/15/02 at Minnesota

## MOST RECEIVING TOUCHDOWNS, GAME

Rank	Rec	Player/Game
1.	4	Jerry Butler 9/23/79 vs. N.Y. Jets Don Beebe 9/8/91 vs. Pittsburgh

## CONSECUTIVE 100-YARD RECEIVING GAMES

Player	Games	Total
1t. Elbert Dubenion	10/11/64 at HOU - 10/24/64 vs. NYJ	3
1t. Andre Reed	9/18/89 vs. DEN - 10/1/89 vs. NE	3
1t. Eric Moulds	10/15/00 vs. SD - 10/29/00 vs. NYJ	3

# ALL-TIME REGULAR SEASON SCRIMMAGE YARDS



## ALL-TIME LEADING SCRIMMAGE YARDS

	Player	Season	G	Touch	Scrim Yards	ScrimYds /Game	Scrim TD
1	Thurman Thomas	1988-1999(12)	173	3305	16279	94.1	87
2	Andre Reed	1985-1999(15)	221	1016	13595	61.5	87
3	O.J. Simpson	1969-1977(9)	112	2298	12107	108.1	69
4	Eric Moulds	1996-2005(10)	154	703	9253	60.1	48
5	Fred Jackson	2007-2014(8)	106	1601	8286	78.2	37

## MOST TOTAL YARDS FROM SCRIMMAGE, SEASON

	Player	Season	G	Touch	Scrim Yards	ScrimYds /Game	Scrim TD
1	O.J. Simpson	1975	14	357	2243	160.2	23
2	Thurman Thomas	1992	16	370	2113	132.1	12
3	O.J. Simpson	1973	14	338	2073	148.1	12
4	Thurman Thomas	1991	15	350	2038	135.9	12
5	Thurman Thomas	1989	16	358	1913	119.6	12

## MOST TOUCHES, CAREER

Rank	Touches	Player/Seasons
1.	3,305	Thurman Thomas 1988-99
2.	2,298	O.J. Simpson 1969-77
3.	1,601	Fred Jackson 2007-14
4.	1,262	Joe Cribbs 1980-85
5.	1,066	Travis Henry 2001-04

## MOST TOUCHES, SEASON

Rank	Touches	Player/Season
1.	403	Thurman Thomas 1993
2.	370	Thurman Thomas 1992
3.	368	Travis Henry 2002
4.	359	Travis Henry 2003
5.	358	Thurman Thomas 1989
	358	O.J. Simpson 1975

## BEST YARDS PER TOUCH, CAREER

Rank	Avg	Player/Seasons
1.	13.4	Andre Reed 1985-99
2.	5.5	C.J. Spiller 2010-14
3.	5.3	O.J. Simpson 1969-77
4.	5.2	Cookie Gilchrist 1962-1964
5.	5.2	Fred Jackson 2007-14

## BEST YARDS PER TOUCH, SEASON

Rank	Avg	Player/Season
1.	13.9	Andre Reed 1994
2.	12.9	Eric Moulds 2002
3.	6.8	Larry Centers 2001
4.	6.8	C.J. Spiller 2012

## TOP SINGLE-GAME SCRIMMAGE YARD TOTALS

Yards	Player	Game
273	O.J. Simpson	11/25/76 at Detroit
268	Thurman Thomas	9/1/91 vs. Miami

# ALL-TIME REGULAR SEASON INTERCEPTIONS



## ALL-TIME INTERCEPTIONS LEADERS

Player	Season	G	Int	Yds	Avg	Long	TD
1. Butch Byrd	1964-1971(8)	112	40	666	16.7	75	5
2. Tony Greene	1971-1979(9)	128	37	628	17.0	101†	2
3. Mark Kelso	1986-1993(8)	99	30	327	10.9	78†	1
4. Charles Romes	1977-1986(10)	151	28	493	17.6	85†	1
5. Nate Odomes	1987-1993(7)	108	26	224	8.6	48	1
6. Mario Clark	1976-1983(8)	115	25	438	17.5	53	0
7†. Nate Clements	2001-2006(6)	96	23	341	14.8	58†	5
7†. Booker Edgerson	1962-1969(8)	100	23	421	18.3	91	2
7†. Steve Freeman	1975-1986(12)	178	23	329	14.3	50†	3
10†. Jairus Byrd	2009-2013(5)	73	22	409	18.6	57	2
10†. George Saimes	1963-1969(7)	91	22	238	10.8	32	0

## LONGEST INT RETURN

Player	Long
1. Tony Greene (1976)	101†
2. Tom Janik (1972)	100†
3. Booker Edgerson (1964)	91
4†. Charles Romes (1978)	85†
4†. Henry Jones (1993)	85†

## MOST INTERCEPTIONS, SEASON

Rank	Touches	Player/Seasons
1	10	Billy Atkins 1961 Tom Janik 1967
3.	9	Tony Greene 1974 Tony Greene 1977 Nate Odomes 1993 Jairus Byrd 2009

## MOST INTS RETURNED FOR A TD, CAREER

Rank	TDs	Player/Seasons
1.	5	George "Butch" Byrd 1964-70 Tom Janik 1965-68 Nate Clements 2001-06
2.	4	Henry Jones 1991-2000
3.	3	Steve Freeman 1975-80

## MOST INTERCEPTIONS, GAME

Rank	Rec	Player/Game
1.	3	Billy Atkins 10/16/60 vs. N.Y. Titans Marv Matuszak 10/7/62 at Houston Charley Warner 9/19/65 at Denver Tom Janik 12/9/67 at Boston George "Butch" Byrd 10/5/69 at Houston Tony Greene 10/30/77 at Seattle Jeff Nixon 9/7/80 vs. Miami Mark Kelso 12/12/92 vs. Denver Nate Clements 10/20/02 at Miami

## MOST INTS RETURNED FOR A TD, SEASON

Rank	TDs	Player/Season
1.	2	Tom Janik 1966 Tom Janik 1967 Booker Edgerson 1968 Henry Jones 1992 Brandon Spoon 2001 Takeo Spikes 2004 Jabari Greer 2008

## MOST INTERCEPTION YARDS, CAREER

Rank	Yards	Player/Seasons
1.	666	George "Butch" Byrd 1964-70
2.	628	Tony Greene 1971-79
3.	495	Tom Janik 1965-68
4.	493	Charles Romes 1977-86

# ALL-TIME REGULAR SEASON SACKS/MISC TDS



## MOST SACKS, CAREER

Rank	Sacks	Player/Seasons
1.	171.0	Bruce Smith 1985-99
2.	78.0	Aaron Schobel 2001-09
3.	61.5	Phil Hansen 1991-2001
4.	52.5	Cornelius Bennett 1987-95
5.	<b>44.0</b>	<b>Kyle Williams 2006-Present</b>
6.	43.0	Mario Williams 2012-15
7.	38.5	Darryl Talley 1983-94
8.	<b>36.0</b>	<b>Jerry Hughes 2013-present</b>
9.	35.0	Marcell Dareus 2011-2017

## MOST SACKS, SEASON

Rank	Sacks	Player/Season
1.	19.0	Bruce Smith 1990
2.	17.5	Bryce Paup 1995
3.	15.0	Bruce Smith 1986
4.	14.5	Mario Williams 2014
5.	14.0	Bruce Smith 1993 Bruce Smith 1992 Bruce Smith 1997

## MOST SACKS, GAME

Rank	Sacks	Player/Game
1.	4.5	Mario Williams 9/15/13 vs. Carolina
2.	4.0	Cornelius Bennett 12/27/87 at Philadelphia Bruce Smith 12/9/90 at Indianapolis Bruce Smith 9/18/94 at Houston
5.	3.5	Mario Williams 11/13/14 at Miami

**Note:** The Bills record book only includes figures since 1982 when sacks first became an official NFL statistic

## LONGEST FUMBLE RETURN FOR A TD

1.	87	Marcell Dareus 9/25/83 vs. Houston
2.	74	Da'Norris Searcy 9/8/13 vs. New England
3.	68	Terrence McGee 11/12/06 at Indianapolis

## MOST FUMBLE RETURN TDS, CAREER

Rank	Returns	Player/Seasons
1.	2	Mike Lodish 1990-94 Nate Odomes 1987-1993 Ahmad Rashad 1987-1993

## LONGEST BLOCKED PUNT TD RETURN

Rank	Return	Player/Game
1.	38	James Williams 10/7/90 vs. L.A. Raiders
2.	36	Stan David 12/8/84 at N.Y. Jets
3.	18	Gabe Northern 11/10/96 at Philadelphia

## LONGEST BLOCKED FIELD GOAL TD RETURN

Rank	Return	Player/Game
1.	80	Cornelius Bennett 9/30/90 vs. Denver
2.	76	Charles Romea 9/2/79 vs. Miami Mark Kelso 9/24/89 at Houston
4.	72	Jim Dunaway 11/13/66 vs. N.Y. Jets

# ALL-TIME REGULAR SEASON PUNTING



## ALL-TIME LEADING PUNTERS, GROSS AVERAGE

Player	Season	G	Punt	Blk	Yds	Avg	TB	In20
1. Colton Schmidt	2014-2017 (4)	64	322	0	14,201	44.1	18	101
2. Brian Moorman	2001-2013(13)	190	923	2	40370	43.7	82	259
3. Paul Maguire	1964-1970(7)	98	552	3	23249	42.1	-	-
4. Marv Bateman	1974-1977(4)	47	262	5	10937	41.7	24	30
5. Chris Mohr	1991-2000(10)	159	769	2	31220	40.6	67	187

## MOST PUNTS, CAREER

Rank	Punts	Player/Seasons
1.	923	Brian Moorman 2001-13
2.	769	Chris Mohr 1991-2000
3.	552	Paul Maguire 1964-70

## MOST PUNTS INSIDE THE 20, CAREER

Rank	Punts	Player/Seasons
1.	259	Brian Moorman 2001-13
2.	190	Chris Mohr 1991-2000
3.	130	Paul Maguire 1964-70

## LONGEST PUNT

Rank	Punt	Player/Game
1.	84	Brian Moorman 12/22/02 at Green Bay
2.	80	Chris Mohr 10/13/96 vs. Miami Brian Moorman 9/12/04 vs. Jacksonville

## MOST PUNTS, SEASON

Rank	Punts	Player/Season
1.	101	Chris Mohr 1996
2.	100	Paul Maguire 1968
3.	96	Rusty Jackson 1979

## MOST PUNTS INSIDE THE 20, SEASON

Rank	Punts	Player/Season
1.	33	John Kidd 1985 Brian Moorman 2006
3.	31	Colton Schmidt 2014

## BEST GROSS AVERAGE, SEASON

Rank	Avg	Player/Season
1.	48.22	Brian Moorman 2011
2.	46.58	Brian Moorman 2009
3.	46.30	Colton Schmidt 2015

## BEST GROSS AVERAGE, GAME

Rank	Avg	Player/Game
1.	57.83	Brian Moorman 10/8/06 at Chicago
2.	56.50	Brian Moorman 9/7/03 vs. New England
3.	55.14	Paul Maguire 9/21/69 vs. Houston

## MOST PUNTS, GAME

Rank	Punts	Player/Game
1.	11	Paul Maguire 10/15/67 vs. Oakland Paul Maguire 12/7/68 at Houston Marv Bateman 11/15/76 at Dallas Chris Mohr 10/6/96 vs. Indianapolis

# ALL-TIME REGULAR SEASON PUNT RETURNS



## ALL-TIME LEADING PUNT RETURNERS

	Player	Season	G	PR	FC	Yds	Avg	Lg	TD
1	Roscoe Parrish	2005-2011(7)	77	135	52	1622	12	82†	3
2	Jeff Burris	1994-1997(4)	54	100	22	1045	10.5	57	0
3	Leodis McKelvin	2008-2015(8)	98	99	53	1021	10.3	88†	3
4	Keith Moody	1976-1979(4)	58	88	29	920	10.5	91†	3
5	Kevin Williams	1998-1999(2)	32	70	28	700	10	73	0

## MOST PUNT RETURNS, CAREER

Rank	Returns	Player/Seasons
1.	135	Roscoe Parrish 2005-11
2.	100	Jeff Burris 1994-97
3.	99	Leodis McKelvin 2008-15

## MOST PUNT RETURN YARDS, CAREER

Rank	Yards	Player/Seasons
1.	1,622	Roscoe Parrish 2005-11
2.	1,045	Jeff Burris 1994-97
3.	1,021	Leodis McKelvin 2008-15

## MOST PUNT RETURN TDS, CAREER

Rank	TDs	Player/Seasons
1.	3	Keith Moody 1976-79 Roscoe Parrish 2005-11 Leodis McKelvin 2008-15

## BEST PUNT RETURN AVERAGE, CAREER

Rank	Avg	Player/Seasons
1.	12.08	C.J. Spiller 2010-14
2.	12.01	Roscoe Parrish 2005-11
3.	12.00	Clifford Hicks 1990-92

## LONGEST PUNT RETURN

Rank	Return	Player/Game
1.	91	Keith Moody 10/23/77 vs. Cleveland
2.	88	Leodis McKelvin 9/16/12 vs. Kansas City
3.	86	Nate Clements 11/21/04 vs. St. Louis

## MOST PUNT RETURNS, SEASON

Rank	Returns	Player/Season
1.	43	Donnie Walker 1974
2.	42	Robb Riddick 1983
3.	38	Keith Moody 1979

## MOST PUNT RETURN YARDS, SEASON

Rank	Yards	Player/Season
1.	440	Roscoe Parrish 2007
2.	431	Leodis McKelvin 2012
3.	384	Donnie Walker 1974

## MOST PUNT RETURN TDS, SEASON

Rank	TDs	Player/Season
1.	2	Leodis McKelvin 2012
2.	1	On 22 occasions (Last: Marcus Thigpen 2014)

## BEST PUNT RETURN AVERAGE, SEASON

Rank	Avg	Player/Season
1.	18.74	Leodis McKelvin 2012
2.	16.30	Roscoe Parrish 2007
3.	15.33	Roscoe Parrish 2008

# ALL-TIME REGULAR SEASON KICK RETURNS



## ALL-TIME LEADING KICK RETURNERS

	Player	Season	G	KR	Yds	Avg	Lg	TD
1	Terrence McGee	2003-2012(10)	122	207	5450	26.3	104†	5
2	Leodis McKelvin	2008-2015(8)	98	95	2471	26	98†	1
3	Keith Moody	1976-1979(4)	58	101	2168	21.5	45	0
4	Eric Moulds	1996-2005(10)	154	96	2128	22.2	97†	1
5	Kevin Williams	1998-1999(2)	32	89	1899	21.3	62	0

## MOST KICK RETURNS, CAREER

Rank	Returns	Player/Seasons
1.	207	Terrence McGee 2003-12
2.	101	Keith Moody 1976-79
3.	96	Eric Moulds 1996-2005
4.	95	Leodis McKelvin 2008-15

## MOST KICK RETURN YARDS, CAREER

Rank	Yards	Player/Seasons
1.	5,450	Terrence McGee 2003-12
2.	2,471	Leodis McKelvin 2008-15
3.	2,168	Keith Moody 1976-79

## MOST KICK RETURN TDS, CAREER

Rank	TDs	Player/Seasons
1.	5	Terrence McGee 2003-12
2.	3	Charley Warner 1964-66
3.	2	Wallace Francis 1973-74 C.J. Spiller 2010-14

## BEST KICK RETURN AVERAGE, CAREER

Rank	Avg	Player/Seasons
1.	30.00	O.J. Simpson 1969-77
2.	27.23	Wallace Francis 1973-74
3.	26.78	Mike Mosley 1982-84

## LONGEST KICK RETURN

Rank	Return	Player/Game
1.	104	Terrence McGee 12/5/04 at Miami (TD)
2.	103	Terrence McGee 10/8/07 vs. Dallas (TD)

## MOST KICK RETURNS, SEASON

Rank	Returns	Player/Season
1.	64	Charlie Rogers 2002
2.	52	Eric Moulds 1996 Terrence McGee 2004 Terrence McGee 2006 Leodis McKelvin 2008

## MOST KICK RETURN YARDS, SEASON

Rank	Yards	Player/Season
1.	1,468	Leodis McKelvin 2008
2.	1,391	Terrence McGee 2005
3.	1,370	Terrence McGee 2004

## MOST KICK RETURN TDS, SEASON

Rank	TDs	Player/Season
1.	3	Terrence McGee 2004
2.	2	Charley Warner 1965 Wallace Francis 1973

## BEST KICK RETURN AVERAGE, SEASON

Rank	Avg	Player/Season
1.	30.24	Terrence McGee 2005
2.	29.87	Wallace Francis 1973
3.	28.33	Leodis McKelvin 2012



# ALL-TIME REGULAR SEASON ROOKIE RECORDS



## PASSING

### **MOST ATTEMPTS, Season**

1. Dennis Shaw, 1970 ..... 321
2. EJ Manuel, 2013 ..... 306
3. Trent Edwards, 2007 ..... 269
4. John Green, 1960 ..... 228
5. Dan Darragh, 1968 ..... 215

### **MOST COMPLETIONS, Season**

1. EJ Manuel, 2013 ..... 180
2. Dennis Shaw, 1970 ..... 178
3. Trent Edwards, 2007 ..... 151
4. Dan Darragh, 1968 ..... 92
5. John Green, 1960 ..... 89

### **MOST YARDS, Season**

1. Dennis Shaw, 1970 ..... 2,507
2. EJ Manuel, 2013 ..... 1,972
3. Trent Edwards, 2007 ..... 1,630
4. John Green, 1960 ..... 1,267
5. Joe Ferguson, 1973 ..... 939

### **MOST TD PASSES, Season**

1. EJ Manuel, 2013 ..... 11
- 2t. John Green, 1960 ..... 10
- 2t. Dennis Shaw, 1970 ..... 10
4. Trent Edwards, 2007 ..... 7
5. Joe Ferguson, 1973 ..... 4

## RUSHING

### **MOST ATTEMPTS, Season**

1. Joe Cribbs, 1980 ..... 306
2. Willis McGahee, 2004 ..... 284
3. Marshawn Lynch, 2007 .. 280
4. Greg Bell, 1984 ..... 262
5. Terry Miller, 1978 ..... 238

### **MOST YARDS, Season**

1. Joe Cribbs, 1980 ..... 1,185
2. Willis McGahee, 2004 ... 1,128
3. Marshawn Lynch, 2007 ..... 1,115
4. Greg Bell, 1984 ..... 1,100
5. Terry Miller, 1978 ..... 1,060

### **MOST TOUCHDOWNS, Season**

1. Willis McGahee, 2004 ..... 13
2. Joe Cribbs, 1980 ..... 11
3. Antowain Smith, 1997 ..... 8
- 4t. Terry Miller, 1978 ..... 7
- 4t. Greg Bell, 1984 ..... 7
- 4t. Marshawn Lynch, 2007 ... 7
- 4t. Karlos Williams, 2015 ..... 7

## MOST RECEIVING

### **MOST RECEPTIONS, Season**

1. Sammy Watkins, 2014 .... 65
2. Joe Cribbs, 1980 ..... 52
3. Glenn Bass, 1961 ..... 50
- 4t. Jerry Butler, 1979 ..... 48
- 4t. Andre Reed, 1985 ..... 48

### **MOST YARDS, Season**

1. Sammy Watkins, 2014 ... 982
2. Lee Evans, 2004 ..... 843
3. Jerry Butler, 1979 ..... 834
4. Glenn Bass, 1961 ..... 765
5. Elbert Dubenion, 1960 ... 752

### **MOST TOUCHDOWNS, Season**

1. Lee Evans, 2004 ..... 9
2. Elbert Dubenion, 1960 ..... 7
3. Sammy Watkins, 2014 ..... 6

## TOTAL OFFENSE

### **MOST POINTS, Season**

1. Pete Gogolak, 1964 ..... 102
2. Booth Lusteg, 1966 ..... 98
3. Willis McGahee, 2004 .... 78
4. Joe Cribbs, 1980 ..... 72
- 5t. Grant Guthrie, 1970 ..... 54
- 5t. Lee Evans, 2004 ..... 54
- 5t. Karlos Williams, 2015 .... 54

## INTERCEPTIONS

### **MOST INTERCEPTIONS, Season**

1. Jairus Byrd, 2009 ..... 9
2. Archie Matsos, 1960 ..... 8
- 3t. Carl Charon, 1962 ..... 7
- 3t. George "Butch" Byrd, 1964 ... 7

## PUNT RETURNS

### **PUNT RETURN YARDS, Season**

1. Jeff Burris, 1994 ..... 332
2. Hagood Clarke, 1964 .... 317
3. Don Wilson, 1984 ..... 297
4. Russell Copeland, 1993 .. 274
5. Donnie Walker, 1973 ..... 210

## KICK RETURNS

### **KICK RETURN YARDS, Season**

1. Leodis McKelvin, 2008 .. 1,468
2. Eric Moulds, 1996 ..... 1,205
3. C.J. Spiller, 2010 ..... 1,014
4. Max Anderson, 1968 ..... 971
5. Darick Holmes, 1995 ..... 799

# 300-YARD PASSING PERFORMANCES

REGULAR SEASON ONLY



YARDS	ATT	COMP	TD	INT	PLAYER	OPP.	DATE	H/A	SCORE	RECORD
334	49	18	2	1	John Green	v HOU	10/30/60	H	W, 25-24	1-0
300	24	12	2	2	Jack Kemp	@ KCY	10/13/63	A	W, 35-26	2-0
317	36	18	1	1	Jack Kemp (2)	v BOS	10/26/63	H	W, 28-21	3-0
378	26	14	3	3	Jack Kemp (3)	@ HOU	10/11/64	A	W, 48-17	4-0
317	21	12	2	2	Dennis Shaw	v NYJ	10/4/70	H	W, 33-31	5-0
358	32	24	2	2	Dennis Shaw (2)	v MIA	10/18/70	H	L, 14-33	5-1
353	30	18	4	3	Dennis Shaw (3)	v DAL	9/19/71	H	L, 37-49	5-2
331	40	25	1	3	Joe Ferguson	@ MIA	12/17/77	A	L, 14-31	5-3
367	30	19	5	0	Joe Ferguson (2)	v NYJ	9/23/79	H	W, 46-31	6-3
317	23	14	3	1	Joe Ferguson (3)	@ BAL	9/30/79	A	W, 31-13	7-3
339	35	17	1	2	Joe Ferguson (4)	@ DET	10/28/79	A	W, 20-17	8-3
316	46	27	0	1	Joe Ferguson (5)	v DEN	12/2/79	H	L, 9-16	8-4
338	29	20	3	0	Joe Ferguson (6)	v MIA	10/12/81	H	W, 31-21	9-4
301	42	19	1	4	Joe Ferguson (7)	@ DAL	11/9/81	A	L, 14-27	9-5
330	45	25	3	1	Joe Ferguson (8)	v MIN	9/16/82	H	W, 23-22	10-5
419	55	38	5	1	Joe Ferguson (9)	@ MIA	10/9/83	A	W, 38-35	11-5
340	46	31	2	0	Joe Ferguson (10)	v NYJ	9/23/84	H	L, 26-28	11-6
377	46	31	0	2	Vince Ferragamo	v SDC	9/8/85	H	L, 9-14	11-7
357	39	22	0	2	Bruce Mathison	v NYJ	12/8/85	H	L, 7-27	11-8
342	39	29	3	0	Jim Kelly	@ TAM	11/2/86	A	L, 28-34	11-9
315	39	20	2	0	Jim Kelly (2)	v CLE	12/7/86	H	L, 17-21	11-10
305	42	25	3	1	Jim Kelly (3)	v NYJ	9/13/87	H	L, 28-31	11-11
359	39	29	2	0	Jim Kelly (4)	@ MIA	10/25/87	A	W, 34-31	12-11
315	36	22	1	0	Jim Kelly (5)	@ RAI	12/6/87	A	L, 21-34	12-12
315	39	21	3	1	Jim Kelly (6)	v IND	10/9/88	H	W, 34-23	13-12
302	27	16	3	1	Jim Kelly (7)	@ NYJ	10/17/88	A	W, 37-14	14-12
363	29	17	5	1	Jim Kelly (8)	@ HOU	9/24/89	A	W, 47-41	15-12
356	41	21	1	2	Jim Kelly (9)	@ NEP	11/19/89	A	L, 24-33	15-13
334	32	19	3	1	Jim Kelly (10)	v PHI	12/2/90	H	W, 30-23	16-13
381	39	29	2	1	Jim Kelly (11)	v MIA	9/1/91	H	W, 35-31	17-13
363	43	31	6	2	Jim Kelly (12)	v PIT	9/8/91	H	W, 52-34	18-13
322	35	20	1	1	Jim Kelly (13)	@ TAM	9/22/91	A	W, 17-10	19-13
303	29	19	3	0	Jim Kelly (14)	v CHI	9/29/91	H	W, 35-20	20-13
392	27	18	5	3	Jim Kelly (15)	v CIN	10/21/91	H	W, 35-16	21-13
347	52	33	2	1	Jim Kelly (16)	@ RAI	12/8/91	A	W, 30-27	22-13
403	33	22	3	1	Jim Kelly (17)	@ SFR	9/13/92	A	W, 34-31	23-13
308	20	15	3	0	Jim Kelly (18)	@ NEP	9/27/92	A	W, 41-7	24-13
306	48	25	1	4	Jim Kelly (19)	v MIA	10/4/92	H	L, 10-37	24-14
302	45	26	0	1	Jim Kelly (20)	@ RAI	10/11/92	A	L, 3-20	24-15
317	46	29	1	0	Jim Kelly (21)	@ NEP	11/7/93	A	W, 13-10	25-15
328	41	25	4	3	Jim Kelly (22)	@ NEP	9/11/94	A	W, 38-35	26-15
365	44	32	2	1	Jim Kelly (23)	v GBY	11/20/94	H	W, 29-20	27-15
316	37	22	2	0	Jim Kelly (24)	@ NYJ	11/19/95	A	W, 28-26	28-15
313	41	24	1	1	Jim Kelly (25)	@ NYG	9/1/96	A	W, 23-20	29-15
309	44	23	1	0	Todd Collins	v IND	10/6/96	H	W, 16-13	30-15
324	41	24	1	2	Jim Kelly (26)	@ SEA	12/8/96	A	L, 18-26	30-16
339	39	21	2	0	Doug Flutie	@ NEP	11/29/98	A	L, 21-25	30-17
319	30	18	2	3	Doug Flutie (2)	@ CIN	12/6/98	A	W, 33-20	31-17
300	42	22	1	2	Doug Flutie (3)	@ IND	9/12/99	A	L, 14-31	31-18
321	47	29	1	1	Rob Johnson	v SDC	10/15/00	H	W, 27-24	32-18
366	25	20	3	0	Doug Flutie (4)	@ SEA	12/23/00	A	W, 42-23	33-18

# 300-YARD PASSING PERFORMANCES

REGULAR SEASON ONLY



YARDS	ATT	COMP	TD	INT	PLAYER	OPP.	DATE	H/A	SCORE	RECORD
310	37	24	1	1	Rob Johnson (2)	@ SDC	10/28/01	A	L, 24-27	33-19
316	42	28	2	0	Alex Van Pelt	v SEA	11/18/01	H	L, 20-23	33-20
309	34	21	3	1	Alex Van Pelt (2)	v MIA	11/25/01	H	L, 27-34	33-21
463	49	35	3	0	Drew Bledsoe	@ MIN	9/15/02	A	W, 45-39	34-21
328	36	28	4	0	Drew Bledsoe (2)	v CHI	9/29/02	H	W, 33-27	35-21
417	53	32	2	3	Drew Bledsoe (3)	v OAK	10/6/02	H	L, 31-49	35-22
302	36	21	1	0	Drew Bledsoe (4)	v DET	10/27/02	H	W, 24-17	36-22
302	45	28	1	1	Drew Bledsoe (5)	v NEP	11/3/02	H	L, 7-38	36-23
306	27	15	3	0	Drew Bledsoe (6)	v MIA	12/1/02	H	W, 38-21	37-23
328	51	32	2	4	Drew Bledsoe (7)	@ NEP	12/8/02	A	L, 17-27	37-24
314	25	19	2	0	Drew Bledsoe (8)	@ JAX	9/14/03	A	W, 38-17	38-24
308	31	24	1	1	Kelly Holcomb	@ CIN	12/24/05	A	W, 37-27	39-24
328	38	22	1	1	J.P. Losman	v NYJ	9/24/06	H	L, 20-28	39-25
340	38	26	3	1	J.P. Losman (2)	@ HOU	11/19/06	A	W, 24-21	40-25
374	43	29	4	2	Ryan Fitzpatrick	@ BAL	10/24/10	A	L, 34-37	40-26
316	34	21	4	2	Ryan Fitzpatrick (2)	@ CIN	11/21/10	A	W, 49-31	41-26
369	40	27	2	2	Ryan Fitzpatrick (3)	v NEP	9/25/11	H	W, 34-31	42-26
316	47	31	2	3	Ryan Fitzpatrick (4)	v MIA	12/18/11	H	L, 23-30	42-27
307	46	29	2	4	Ryan Fitzpatrick (5)	@ NEP	1/1/12	A	L, 21-49	42-28
350	39	22	4	4	Ryan Fitzpatrick (6)	v NEP	9/30/12	H	L, 28-52	42-29
337	40	27	2	1	Ryan Fitzpatrick (7)	@ NEP	11/11/12	A	L, 31-37	42-30
308	43	30	1	1	Kyle Orton	at DET	10/5/14	A	W, 17-14	43-30
355	57	38	1	2	Kyle Orton (2)	at DEN	12/7/14	A	L, 17-24	43-31
329	49	32	3	2	Kyle Orton (3)	at OAK	12/21/14	A	L, 24-26	43-32
329	39	26	3	0	Tyrod Taylor	vs MIA	12/24/16	H	L, 31-34 (OT)	43-33

# 100-YARD RECEIVING PERFORMANCES

REGULAR SEASON ONLY



## REGULAR SEASON ONLY

YARDS	REC	AVG.	PLAYER	OPP.	DATE	H/A	SCORE	WITH1 (M/2)
112	3	37.3	Elbert Dubenion	v DEN	9/18/60	H	L, 21-27	0-1-0
110	5	22.0	Wray Carlton	v OAK	10/23/60	H	W, 38-9	1-1-0
177	6	29.5	Wray Carlton (2)	v HOU	10/30/60	H	W, 25-24	2-1-0
161	8	20.1	Elbert Dubenion (2)	v DLT	11/6/60	H	L, 28-45	2-2-0
123	10	12.3	Tom Rychlec	@ OAK	11/13/60	A	L, 7-20	2-3-0
134	6	22.3	Elbert Dubenion (3)	@ DEN	11/27/60	A	T, 38-38	2-3-1
102	4	25.5	Monte Crockett	@ HOU	10/8/61	A	W, 22-12	3-3-1
159	4	39.8	Glenn Bass	v DLT	10/15/61	H	W, 27-24	4-3-1
107	8	13.4	Perry Richards	@ BOS	10/22/61	A	L, 21-52	4-4-1
123	8	15.4	Glenn Bass (2)	v HOU	10/29/61	H	L, 16-28	4-5-1
100	4	25.0	Elbert Dubenion (4)	v OAK	11/5/61	H	L, 22-31	4-6-1
110	12	9.2	Glenn Bass (3)	@ OAK	12/3/61	A	W, 26-21	5-6-1
117	9	13.0	Ernie Warlick	v DLT	12/2/62	H	W, 23-14	6-6-1
108	7	15.4	Bill Miller	@ OAK	9/15/63	A	L, 17-35	6-7-1
146	8	18.3	Elbert Dubenion (5)	@ OAK	9/15/63	A	L, 17-35	(0-1)
100	5	20.0	Elbert Dubenion (6)	v KCY	9/22/63	H	T, 27-27	6-7-2
152	12	12.7	Bill Miller (2)	v OAK	10/5/63	H	W, 12-0	7-7-2
109	3	36.3	Charley Ferguson	v BOS	10/26/63	H	W, 28-21	8-7-2
119	5	23.8	Elbert Dubenion (7)	@ DEN	11/3/63	A	W, 30-28	9-7-2
100	4	25.0	Ed Rutkowski	v DEN	11/9/63	H	W, 27-17	10-7-2
112	6	18.7	Elbert Dubenion (8)	v SDC	11/17/63	H	L, 13-23	10-8-2
123	5	24.6	Elbert Dubenion (9)	v SDC	9/26/64	H	W, 30-3	11-8-2
183	5	36.6	Elbert Dubenion (10)	@ HOU	10/11/64	A	W, 48-17	12-8-2
147	5	29.4	Glenn Bass (4)	@ HOU	10/11/64	A	W, 48-17	(1-1)
122	5	24.4	Elbert Dubenion (11)	@ KCY	10/18/64	A	W, 35-22	13-8-2
218	5	43.6	Elbert Dubenion (12)	v NYJ	10/24/64	H	W, 34-24	14-8-2
231	8	28.9	Glenn Bass (5)	@ NYJ	11/8/64	A	W, 20-7	15-8-2
127	7	18.1	Ed Rutkowski (2)	v BOS	11/15/64	H	L, 28-36	15-9-2
141	6	23.5	Glenn Bass (6)	v BOS	11/15/64	H	L, 28-36	(1-2)
103	6	17.2	Glenn Bass (7)	@ BOS	12/20/64	A	W, 24-14	16-9-2
127	3	42.3	Elbert Dubenion (13)	@ BOS	12/20/64	A	W, 24-14	(2-2)
103	5	20.6	Elbert Dubenion (14)	@ DEN	9/19/65	A	W, 30-15	17-9-2
156	6	26.0	Billy Joe	v DEN	10/24/65	H	W, 31-13	18-9-2
106	3	35.3	Bo Roberson	@ HOU	12/5/65	A	W, 29-18	19-9-2
127	6	21.2	Bo Roberson (2)	v KCY	12/12/65	H	W, 34-25	20-9-2
101	5	20.2	Elbert Dubenion (15)	v MIA	9/18/66	H	W, 58-24	21-9-2
104	7	14.9	Elbert Dubenion (16)	v BOS	10/8/66	H	L, 10-20	21-10-2
138	7	19.7	Paul Costa	v DEN	11/19/67	H	L, 20-21	21-11-2
163	6	27.2	Paul Costa (2)	@ OAK	12/24/67	A	L, 21-28	21-12-2
108	5	21.6	Haven Moses	v KCY	10/5/68	H	L, 7-18	21-13-2
119	6	19.8	Marlin Briscoe	@ OAK	10/19/69	A	L, 21-50	21-14-2
147	6	24.5	Haven Moses (2)	@ NYJ	11/9/69	A	L, 6-16	21-15-2
130	6	21.7	Haven Moses (3)	@ BOS	11/23/69	A	L, 21-35	21-16-2
120	4	30.0	Marlin Briscoe (2)	v NYJ	10/4/70	H	W, 33-31	22-16-2
118	4	29.5	Haven Moses (4)	v NYJ	10/4/70	H	W, 33-31	(3-2)
122	4	30.5	Haven Moses (5)	@ PIT	10/11/70	A	L, 10-23	22-17-2
145	7	20.7	Marlin Briscoe (3)	v MIA	10/18/70	H	L, 14-33	22-18-2
121	6	20.2	Wayne Patrick	v MIA	10/18/70	H	L, 14-33	(3-3)

# 100-YARD RECEIVING PERFORMANCES

REGULAR SEASON ONLY



YARDS	REC	AVG.	PLAYER	OPP.	DATE	H/A	SCORE	W/H1 (W/2)
100	5	20.0	Marlin Briscoe (4)	@ NYJ	10/25/70	A	W, 10-6	23-18-2
109	5	21.8	Marlin Briscoe (5)	v CIN	11/8/70	H	L, 14-43	23-19-2
104	4	26.0	Marlin Briscoe (6)	v BOS	11/29/70	H	L, 10-14	23-20-2
100	6	16.7	Haven Moses (6)	v BAL	12/13/70	H	L, 14-20	23-21-2
113	3	37.7	Marlin Briscoe (7)	v DAL	9/19/71	H	L, 37-49	23-22-2
151	6	25.2	Haven Moses (7)	@ NYJ	10/17/71	A	L, 17-28	23-23-2
115	8	14.4	J.D. Hill	v BAL	10/1/72	H	L, 0-17	23-24-2
129	8	16.1	J.D. Hill (2)	v DET	12/10/72	H	T, 21-21	23-24-3
118	7	16.9	J.D. Hill (3)	@ SDC	9/23/73	A	L, 7-34	23-25-3
110	7	15.7	Ahmad Rashad	@ NEP	11/3/74	A	W, 29-28	24-25-3
121	6	20.2	John Holland	@ BAL	10/12/75	A	W, 38-31	25-25-3
118	7	16.9	Bob Chandler	v BAL	11/9/75	H	L, 35-42	25-26-3
147	4	36.8	J.D. Hill (4)	v NEP	11/23/75	H	W, 45-31	26-26-3
117	8	14.6	O.J. Simpson	@ MIA	12/7/75	A	L, 21-31	26-27-3
111	2	55.5	John Holland (2)	v MIA	9/13/76	H	L, 21-30	26-28-3
110	5	22.0	Bob Chandler (2)	@ TAM	9/26/76	A	W, 14-9	27-28-3
104	7	14.9	Bob Chandler (3)	@ NEP	11/7/76	A	L, 10-20	27-29-3
111	5	22.2	Reuben Gant	v CLE	10/23/77	H	L, 16-27	27-30-3
120	9	13.3	Bob Chandler (4)	@ OAK	11/28/77	A	L, 13-34	27-31-2
108	7	15.4	Bob Chandler (5)	@ NYJ	12/11/77	A	W, 14-10	28-31-3
100	6	16.7	Reuben Gant (2)	v NYJ	9/10/78	H	L, 20-21	28-32-2
153	5	30.6	Frank Lewis	@ MIA	9/17/78	A	L, 24-31	28-33-3
116	7	16.6	Bob Chandler (6)	v KYC	10/1/78	H	W, 28-13	29-33-3
114	7	16.3	Bob Chandler (7)	@ CLE	10/29/78	A	L, 20-41	29-34-3
126	7	18.0	Frank Lewis (2)	@ KYC	12/3/78	A	L, 10-14	29-35-3
116	7	16.6	Jerry Butler	v CIN	9/9/79	H	W, 51-24	30-35-3
157	8	19.6	Curtis Brown	@ SDC	9/16/79	A	L, 19-27	30-36-3
255	10	25.5	Jerry Butler (2)	v NYJ	9/23/79	H	W, 46-31	31-36-3
120	3	40.0	Frank Lewis (3)	@ BAL	9/30/79	A	W, 31-13	32-36-3
158	8	19.8	Frank Lewis (4)	v BAL	10/21/79	H	L, 13-14	32-37-3
190	7	27.1	Frank Lewis (5)	@ DET	10/28/79	A	W, 20-17	33-37-3
116	6	19.3	Frank Lewis (6)	v GBY	11/18/79	H	W, 19-12	34-37-3
111	8	13.9	Frank Lewis (7)	@ MIN	12/9/79	A	L, 3-10	34-38-3
133	5	26.6	Jerry Butler (3)	@ NOR	9/21/80	A	W, 35-26	35-38-3
122	9	13.6	Jerry Butler (4)	v ATL	11/2/80	H	L, 14-30	35-39-3
123	6	20.5	Jerry Butler (5)	v NYJ	9/6/81	H	W, 31-0	36-39-3
108	7	15.4	Frank Lewis (8)	v PHI	9/17/81	H	L, 14-20	36-40-3
132	8	16.5	Frank Lewis (9)	@ CIN	9/27/81	A	L, 24-27	36-41-3
106	5	21.2	Frank Lewis (10)	v MIA	10/12/81	H	W, 31-21	37-41-3
109	6	18.2	Frank Lewis (11)	@ NYJ	10/18/81	A	L, 14-33	37-42-3
163	5	32.6	Joe Cribbs	v CLE	11/1/81	H	W, 22-13	38-42-3
118	8	14.8	Jerry Butler (6)	@ DAL	11/9/81	A	L, 14-27	38-43-3
111	6	18.5	Roland Hooks	v NEP	11/22/81	H	W, 20-17	39-43-3
113	5	22.6	Frank Lewis (12)	@ SDC	12/6/81	A	W, 28-27	40-43-3
111	7	15.9	Jerry Butler (7)	v MIN	9/16/82	H	W, 23-22	41-43-3
113	7	16.1	Frank Lewis (13)	@ NEP	1/2/83	A	L, 19-30	41-44-3
116	7	16.6	Frank Lewis (14)	v NEP	10/23/83	H	L, 0-31	41-45-3
106	4	26.5	Byron Franklin	@ RAM	11/27/83	A	L, 17-41	41-46-3
103	6	17.2	Perry Tuttle	@ ATL	12/18/83	A	L, 14-31	41-47-3
140	4	35.0	Jerry Butler (8)	v SDC	9/8/85	H	L, 9-14	41-48-3
103	6	17.2	Andre Reed	@ SDC	12/1/85	A	L, 7-40	41-49-3

# 100-YARD RECEIVING PERFORMANCES

REGULAR SEASON ONLY



YARDS	REC	AVG.	PLAYER	OPP.	DATE	H/A	SCORE	WITH1 (W/2)
127	5	25.4	Chris Burkett	v NYJ	12/8/85	H	L, 7-27	41-50-3
113	7	16.1	Pete Metzelaars	@ TAM	11/2/86	A	L, 28-34	41-51-3
122	3	40.7	Chris Burkett (2)	v CLE	12/7/86	H	L, 17-21	41-52-3
145	5	29.0	Chris Burkett (3)	@ IND	12/14/86	A	L, 14-24	41-53-3
115	7	16.4	Chris Burkett (4)	v HOU	9/20/87	H	W, 34-30	42-53-3
130	9	14.4	Chris Burkett (5)	@ MIA	10/25/87	A	W, 34-31	43-53-3
108	8	13.5	Andre Reed (2)	v WAS	11/1/87	H	L, 7-27	43-54-3
153	7	21.9	Andre Reed (3)	@ RAI	12/6/87	A	L, 21-34	43-55-3
122	8	15.3	Andre Reed (4)	v MIA	9/11/88	H	W, 9-6	44-55-3
124	7	17.7	Andre Reed (5)	v IND	10/9/88	H	W, 34-23	45-55-3
132	7	18.9	Andre Reed (6)	@ NYJ	10/17/88	A	W, 37-14	46-55-3
132	6	22.0	Trumaine Johnson	v NEP	10/23/88	H	W, 23-20	47-55-3
157	13	12.1	Andre Reed (7)	v DEN	9/18/89	H	L, 14-28	47-56-3
135	5	27.0	Andre Reed (8)	@ HOU	9/24/89	A	W, 47-41	48-56-3
114	4	28.5	Andre Reed (9)	v NEP	10/1/89	H	W, 31-10	49-56-3
106	8	13.3	Andre Reed (10)	v RAM	10/16/89	H	W, 23-20	50-56-3
100	5	20.0	Andre Reed (11)	@ ATL	11/5/89	A	L, 28-30	50-57-3
107	6	17.8	Andre Reed (12)	@ NEP	11/19/89	A	L, 24-33	50-58-3
115	10	11.5	Andre Reed (13)	@ SFR	12/17/89	A	L, 10-21	50-59-3
116	8	14.5	Andre Reed (14)	v NYJ	10/21/90	H	W, 30-27	51-59-3
122	7	17.4	Andre Reed (15)	@ CLE	11/4/90	A	W, 42-0	52-59-3
174	5	34.8	James Lofton	v PHI	12/2/90	H	W, 30-23	53-59-3
154	11	14.0	Andre Reed (16)	v MIA	9/1/91	H	W, 35-31	54-59-3
103	8	12.9	Thurman Thomas	v MIA	9/1/91	H	W, 35-31	(4-3)
118	9	13.1	Andre Reed (17)	v PIT	9/8/91	H	W, 52-34	55-59-3
112	10	11.2	Don Beebe	v PIT	9/8/91	H	W, 52-34	(5-3)
112	13	8.6	Thurman Thomas (2)	@ NYJ	9/15/91	A	W, 23-20	56-59-3
122	4	30.5	James Lofton (2)	v CHI	9/29/91	H	W, 35-20	57-59-3
220	8	27.5	James Lofton (3)	v CIN	10/21/91	H	W, 35-16	58-59-3
121	5	24.2	Andre Reed (18)	v NEP	11/3/91	H	W, 22-17	59-59-3
114	6	19.0	James Lofton (4)	@ GBY	11/10/91	A	W, 34-24	60-59-3
109	5	21.8	James Lofton (5)	v NYJ	12/1/91	H	W, 24-13	61-59-3
107	8	13.4	Andre Reed (19)	@ RAI	12/8/91	A	W, 30-27	62-59-3
144	10	14.4	Andre Reed (20)	@ SFR	9/13/92	A	W, 34-31	63-59-3
113	4	28.3	Pete Metzelaars (2)	@ SFR	9/13/92	A	W, 34-31	(6-3)
168	9	18.7	Andre Reed (21)	@ NEP	9/27/92	A	W, 41-7	64-59-3
113	4	28.3	James Lofton (6)	@ NEP	9/27/92	A	W, 41-7	(7-3)
106	6	17.7	Don Beebe (2)	@ NYJ	10/26/92	A	W, 24-20	65-59-3
101	8	12.6	Don Beebe (3)	v PIT	11/8/92	H	W, 28-20	66-59-3
110	4	27.5	Don Beebe (4)	@ IND	11/29/92	A	L, 13-16	66-60-3
104	4	26.0	Don Beebe (5)	v DEN	12/12/92	H	W, 27-17	67-60-3
110	6	18.3	Andre Reed (22)	v NEP	9/5/93	H	W, 38-14	68-60-3
159	7	22.7	Andre Reed (23)	v WAS	11/1/93	H	W, 24-10	69-60-3
115	4	28.8	Don Beebe (6)	@ RAI	12/5/93	H	L, 24-25	69-61-3
142	7	20.3	Andre Reed (24)	@ NEP	9/11/94	A	W, 38-25	70-61-3
106	5	21.2	Andre Reed (25)	v KCY	10/30/94	H	W, 44-10	71-61-3
191	15	12.7	Andre Reed (26)	v GBY	11/20/94	H	W, 29-20	72-61-3
106	3	35.3	Andre Reed (27)	@ MIA	12/4/94	A	W, 42-31	73-61-3
112	6	18.7	Andre Reed (28)	v NEP	12/18/94	H	L, 17-41	73-62-3
111	8	13.9	Don Beebe (7)	@ IND	12/24/94	A	L, 9-10	73-63-3
112	2	56.0	Russell Copeland	v CAR	9/10/95	H	W, 31-9	74-63-3

# 100-YARD RECEIVING PERFORMANCES

REGULAR SEASON ONLY



YARDS	REC	AVG.	PLAYER	OPP.	DATE	H/A	SCORE	WITH1 (W/2)
109	6	18.2	Bill Brooks	v SEA	10/15/95	H	W, 27-21	75-63-3
101	7	14.4	Bill Brooks (2)	v ATL	11/12/95	H	W, 23-17	76-63-3
107	7	15.3	Bill Brooks (3)	@ NYJ	11/19/95	A	W, 28-26	77-63-3
138	5	27.6	Andre Reed (29)	@ NYG	9/1/96	A	W, 23-20	78-63-3
119	6	19.8	Quinn Early	v NEP	9/8/96	H	W, 17-10	79-63-3
111	8	13.9	Thurman Thomas (3)	v IND	10/6/96	H	W, 16-13	80-63-3
134	10	13.4	Andre Reed (30)	v MIA	10/13/96	H	L, 7-21	80-64-3
121	4	30.3	Andre Reed (31)	@ NEP	10/27/96	A	L, 25-28	80-65-3
105	6	17.5	Andre Reed (32)	v CIN	11/17/96	H	W, 31-17	81-65-3
160	6	26.7	Steve Tasker	v NYJ	11/24/96	H	W, 35-10	82-65-3
113	3	37.7	Quinn Early (2)	@ IND	12/1/96	A	L, 10-13	82-66-3
127	6	21.2	Andre Reed (33)	@ MIA	12/16/96	A	L, 14-16	82-67-3
142	7	20.3	Andre Reed (34)	v MIN	8/31/97	H	L, 13-34	82-68-3
105	4	26.3	Tim Tindale	@ NYJ	9/7/97	A	W, 28-22	83-68-3
113	4	28.3	Andre Reed (35)	@ KCY	9/14/97	A	L, 16-22	83-69-3
103	8	12.9	Quinn Early (3)	@ TEN	11/23/97	A	L, 14-31	83-70-3
120	7	17.1	Quinn Early (4)	@ GBY	12/20/97	A	L, 21-31	83-71-3
145	5	29.0	Eric Moulds	@ CAR	10/25/98	A	W, 30-14	84-71-3
108	6	18.0	Andre Reed (36)	v IND	11/22/98	H	W, 34-11	85-71-3
177	8	22.1	Eric Moulds (2)	@ NEP	11/29/98	A	L, 21-25	85-72-3
196	6	32.7	Eric Moulds (3)	@ CIN	12/6/98	A	W, 33-20	86-72-3
107	4	26.8	Eric Moulds (4)	v NYJ	12/19/98	H	L, 10-17	86-73-3
147	10	14.7	Eric Moulds (5)	@ IND	9/12/99	A	L, 14-31	86-74-3
122	6	20.3	Eric Moulds (6)	v PIT	10/10/99	H	W, 24-21	87-74-3
106	5	21.2	Peerless Price	@ SEA	10/24/99	A	L, 16-26	87-75-3
110	8	13.8	Eric Moulds (7)	v IND	1/2/00	H	W, 31-6	88-75-3
103	7	14.7	Eric Moulds (8)	v GBY	9/10/00	H	W, 27-18	89-75-3
112	9	12.4	Eric Moulds (9)	v IND	10/1/00	H	L, 16-18	89-76-3
170	11	15.5	Eric Moulds (10)	v SDC	10/15/00	H	W, 27-24	90-76-3
135	12	11.3	Eric Moulds (11)	@ MIN	10/22/00	A	L, 27-31	90-77-3
137	6	22.8	Eric Moulds (12)	v NYJ	10/29/00	H	W, 23-20	91-77-3
102	8	12.8	Eric Moulds (13)	@ TAM	11/26/00	A	L, 17-31	91-78-3
132	8	16.5	Peerless Price (2)	@ SEA	12/23/00	A	W, 42-23	92-78-3
101	4	25.3	Eric Moulds (14)	@ SEA	12/23/00	A	W, 42-23	(8-3)
107	5	21.4	Eric Moulds (15)	v NYJ	10/7/01	H	L, 36-42	92-79-3
103	4	25.8	Peerless Price (3)	v NYJ	10/7/01	H	L, 36-42	(8-4)
151	8	18.9	Peerless Price (4)	@ SDC	10/28/01	A	L, 24-27	92-80-3
138	10	13.8	Peerless Price (5)	v SEA	11/18/01	H	L, 20-23	92-81-3
196	6	32.7	Eric Moulds (16)	v MIA	11/25/01	H	L, 27-34	92-82-3
112	8	14.0	Eric Moulds (17)	v NYJ	9/8/02	H	L, 31-37	92-83-3
185	13	14.2	Peerless Price (6)	@ MIN	9/15/02	A	W, 45-39	93-83-3
110	8	13.8	Josh Reed	@ MIN	9/15/02	A	W, 45-39	(9-4)
124	8	15.5	Eric Moulds (18)	v CHI	9/29/02	H	W, 33-27	94-83-3
126	7	18.0	Peerless Price (7)	v OAK	10/6/02	H	L, 31-49	94-84-3
112	8	14.0	Eric Moulds (19)	v OAK	10/6/02	H	L, 31-49	(9-5)
121	8	15.1	Peerless Price (8)	@ HOU	10/13/02	A	W, 31-24	95-84-3
123	9	13.7	Eric Moulds (20)	v DET	10/27/02	H	W, 24-17	96-84-3
101	4	25.3	Peerless Price (9)	v DET	10/27/02	H	W, 24-17	(10-5)
130	5	26.0	Eric Moulds (21)	v MIA	12/1/02	H	W, 38-21	97-84-3
105	9	11.7	Peerless Price (10)	@ NEP	12/8/02	A	L, 17-27	97-85-3
133	7	19.0	Eric Moulds (22)	@ JAX	9/14/03	A	W, 38-17	98-85-3

# 100-YARD RECEIVING PERFORMANCES

REGULAR SEASON ONLY



YARDS	REC	AVG.	PLAYER	OPP.	DATE	H/A	SCORE	WITH (W/2)
114	8	14.3	Eric Moulds (23)	v PHI	9/28/03	H	L, 13-23	98-86-3
109	8	13.6	Josh Reed (2)	v WAS	10/19/03	H	W, 24-7	99-86-3
126	10	12.6	Eric Moulds (24)	v NEP	10/3/04	H	L, 17-31	99-87-3
110	4	27.5	Lee Evans	@ MIA	12/5/04	A	W, 42-32	100-87-3
101	5	20.2	Lee Evans (2)	@ CIN	12/19/04	A	W, 33-17	101-87-3
125	9	13.9	Eric Moulds (25)	@ NEP	10/30/05	A	L, 16-21	101-88-3
117	5	23.4	Lee Evans (3)	@ MIA	12/4/05	A	L, 23-24	101-89-3
110	9	12.2	Eric Moulds (26)	v DEN	12/17/05	H	L, 17-28	101-90-3
107	5	21.4	Lee Evans (4)	@ CIN	12/24/05	A	W, 37-27	102-90-3
107	8	13.4	Lee Evans (5)	v NYJ	9/24/06	H	L, 20-28	102-91-3
104	4	26.0	Roscoe Parrish	v NYJ	9/24/06	H	L, 20-28	(10-6)
265	11	24.1	Lee Evans (6)	@ HOU	11/19/06	A	W, 24-21	103-91-3
145	7	20.7	Lee Evans (7)	@ BAL	12/31/06	A	L, 7-19	103-92-3
138	5	27.6	Lee Evans (8)	@ NYJ	10/28/07	A	W, 13-3	104-92-3
165	9	18.3	Lee Evans (9)	v CIN	11/4/07	H	W, 33-21	105-92-3
102	4	25.5	Lee Evans (10)	v SEA	9/7/08	H	W, 34-10	106-92-3
100	2	50.0	Lee Evans (11)	@ ARI	10/5/08	A	L, 17-41	106-93-3
116	7	16.6	Lee Evans (12)	@ MIA	10/26/08	A	L, 16-25	106-94-3
110	5	22.0	Lee Evans (13)	@ KCY	11/23/08	A	W, 54-31	107-94-3
197	9	21.9	Terrell Owens	@ JAX	11/22/09	A	L, 15-18	107-95-3
158	8	19.8	Steve Johnson	@ BAL	10/24/10	A	L, 34-37	107-96-3
105	6	17.5	Lee Evans (14)	@ BAL	10/24/10	A	L, 34-37	(10-7)
145	11	13.2	Steve Johnson (2)	v CHI	11/7/10	H	L, 19-22	107-97-3
137	8	17.1	Steve Johnson (3)	@ CIN	11/21/10	A	W, 49-31	108-97-3
104	5	20.8	Fred Jackson	v PIT	11/28/10	H	L, 16-19	108-98-3
101	5	20.2	Donald Jones	v NEP	9/25/11	H	W, 34-31	109-98-3
116	4	29.0	Steve Johnson (4)	@ SDC	12/11/11	A	L, 10-37	109-99-3
106	6	17.7	Steve Johnson (5)	@ IND	11/25/12	A	L, 13-20	109-100-3
115	8	14.4	Steve Johnson (6)	v SEA	12/16/12	H	L, 17-50	109-101-3
111	6	18.5	Steve Johnson (7)	v NYJ	12/30/12	H	W, 28-9	110-101-3
111	8	13.9	Steve Johnson (8)	v CAR	9/15/13	H	W, 24-23	111-101-3
117	8	14.6	Sammy Watkins	v MIA	9/14/14	H	W, 29-10	112-101-3
105	6	17.5	Scott Chandler	v NEP	10/12/14	H	L, 22-37	112-102-3
122	9	13.6	Sammy Watkins (2)	v MIN	10/19/14	H	W, 17-16	113-102-3
157	3	52.3	Sammy Watkins (3)	@ NYJ	10/26/14	A	W, 43-23	114-102-3
118	9	13.1	Robert Woods	v NYJ	11/24/14	H	W, 38-3	115-102-3
127	7	18.1	Sammy Watkins (4)	@ DEN	12/7/14	A	L, 17-24	115-103-3
111	9	12.3	Charles Clay	v NYG	10/4/15	H	L, 10-24	115-104-3
168	8	21.0	Sammy Watkins (5)	v MIA	11/8/15	H	W, 33-17	116-104-3
158	6	26.3	Sammy Watkins (6)	@ KC	11/29/15	A	L, 22-30	116-105-3
109	3	36.3	Sammy Watkins (7)	v HOU	12/6/15	H	W, 30-21	117-105-3
106	5	21.2	Robert Woods (2)	@ PHI	12/13/15	A	L, 23-30	117-106-3
111	5	22.2	Sammy Watkins (8)	@ WAS	12/20/15	A	L, 25-35	117-107-3
136	11	12.4	Sammy Watkins (9)	v NYJ	1/3/16	H	W, 22-17	118-107-3
112	2	56.0	Marquise Goodwin	v NYJ	9/15/16	H	L, 31-37	118-108-3
162	10	16.2	Robert Woods (3)	@ SEA	11/7/16	A	L, 25-31	118-109-3
154	7	22.0	Sammy Watkins (10)	v MIA	12/24/16	H	L, 31-34	118-110-3
112	5	22.4	Charles Clay (2)	at Atlanta	10/1/17	A	W, 23-17	119-110-3
107	4	26.8	Deonte Thompson (1)	v TB	10/22/17	H	W, 30-27	120-110-3



# 100-YARD RUSHING PERFORMANCES

REGULAR SEASON ONLY



YARDS	ATT.	AVG.	PLAYER	OPP.	DATE	H/A	SCORE	RECORD (W/2)
120	15	8.0	Wilmer Fowler	@ DEN	11/27/60	A	T, 38-38	0-0-1
117	31	3.8	Art Baker	@ SDC	12/10/61	A	L, 10-28	0-1-1
131	15	8.7	Cookie Gilchrist	v DEN	9/15/62	H	L, 20-23	0-2-1
124	25	5.0	Cookie Gilchrist (2)	v SDC	10/13/62	H	W, 35-10	1-2-1
115	6	19.2	Wayne Crow	v SDC	10/13/62	H	W, 35-10	(1-0)
143	19	7.5	Cookie Gilchrist (3)	v OAK	10/20/62	H	W, 14-6	2-2-1
107	23	4.7	Cookie Gilchrist (4)	v BOS	11/3/62	H	T, 28-28	2-2-2
103	19	5.4	Cookie Gilchrist (5)	@ OAK	11/18/62	A	W, 10-6	3-2-2
143	17	8.4	Cookie Gilchrist (6)	@ NYT	12/8/62	A	W, 20-3	4-2-2
125	26	4.8	Cookie Gilchrist (7)	@ DEN	11/9/63	A	W, 30-28	5-2-2
243	36	6.8	Cookie Gilchrist (8)	v NYJ	12/8/63	H	W, 45-14	6-2-2
114	31	3.7	Cookie Gilchrist (9)	@ NYJ	12/14/63	A	W, 19-10	7-2-2
139	15	9.3	Cookie Gilchrist (10)	v HOU	11/1/64	H	W, 24-10	8-2-2
148	11	13.5	Wray Carlton	@ HOU	12/5/65	A	W, 29-18	9-2-2
138	27	5.1	Bobby Burnett	v SDC	10/16/66	H	T, 17-17	9-2-3
110	24	4.6	O.J. Simpson	v DEN	9/28/69	H	W, 41-28	10-2-3
131	17	7.7	Wayne Patrick	v BOS	10/11/69	H	W, 23-16	11-2-3
123	17	7.2	O.J. Simpson (2)	@ BOS	12/1/70	A	W, 45-10	12-2-3
106	18	5.9	O.J. Simpson (3)	@ SDC	10/23/71	A	L, 3-20	12-3-3
138	29	4.8	O.J. Simpson (4)	v SFR	9/24/72	H	W, 27-20	13-3-3
144	28	5.1	O.J. Simpson (5)	@ OAK	10/15/72	A	L, 16-28	13-4-3
189	22	8.6	O.J. Simpson (6)	v PIT	10/29/72	H	L, 21-38	13-5-3
103	22	4.7	O.J. Simpson (7)	@ NEP	11/19/72	A	W, 27-24	14-5-3
116	27	4.3	O.J. Simpson (8)	v DET	12/10/72	H	T, 21-21	14-5-4
101	26	3.9	O.J. Simpson (9)	@ WAS	12/17/72	A	W, 24-17	15-5-4
250	29	8.6	O.J. Simpson (10)	@ NEP	9/16/73	A	W, 31-13	16-5-4
105	18	5.8	Larry Watkins	@ NEP	9/16/73	A	W, 31-13	(2-0)
103	22	4.7	O.J. Simpson (11)	@ SDC	9/23/73	A	L, 7-34	16-6-4
123	24	5.1	O.J. Simpson (12)	v NYJ	9/30/73	H	W, 9-7	17-6-4
171	27	6.3	O.J. Simpson (13)	v PHI	10/7/73	H	W, 27-26	18-6-4
166	22	7.5	O.J. Simpson (14)	v BAL	10/14/73	H	W, 31-13	19-6-4
157	39	4.0	O.J. Simpson (15)	v KCY	10/29/73	H	W, 23-14	20-6-4
120	20	6.0	O.J. Simpson (16)	v MIA	11/18/73	H	L, 0-17	20-7-4
119	17	7.0	Jim Braxton	v MIA	11/18/73	H	L, 0-17	(2-1)
124	15	8.3	O.J. Simpson (17)	@ BAL	11/25/73	A	W, 24-17	21-7-4
137	24	5.7	O.J. Simpson (18)	@ ATL	12/2/73	A	W, 17-6	22-7-4
219	22	10.0	O.J. Simpson (19)	v NEP	12/9/73	H	W, 37-13	23-7-4
200	34	5.9	O.J. Simpson (20)	@ NYJ	12/16/73	A	W, 34-14	24-7-4
117	31	3.8	O.J. Simpson (21)	v NYJ	9/29/74	H	W, 16-12	25-7-4
127	23	5.5	O.J. Simpson (22)	@ BAL	10/13/74	A	W, 27-14	26-7-4
122	32	3.8	O.J. Simpson (23)	v NEP	10/20/74	H	W, 30-28	27-7-4
115	22	5.2	O.J. Simpson (24)	@ CLE	11/24/74	A	W, 15-10	28-7-4
173	32	5.4	O.J. Simpson (25)	v NYJ	9/21/75	H	W, 42-14	29-7-4
227	28	8.1	O.J. Simpson (26)	@ PIT	9/28/75	A	W, 30-21	30-7-4
138	26	5.3	O.J. Simpson (27)	v DEN	10/5/75	H	W, 38-14	31-7-4
102	17	6.0	Jim Braxton (2)	v DEN	10/5/75	H	W, 38-14	(3-1)
159	32	5.0	O.J. Simpson (28)	@ BAL	10/12/75	A	W, 38-31	32-7-4
126	34	3.7	O.J. Simpson (29)	v NYG	10/20/75	H	L, 14-17	32-8-4
123	19	6.5	O.J. Simpson (30)	v BAL	11/9/75	H	L, 35-42	32-9-4
197	17	11.6	O.J. Simpson (31)	@ CIN	11/17/75	A	L, 24-33	32-10-4
160	34	4.7	Jim Braxton (3)	@ STL	11/27/75	A	W, 32-14	33-10-4

# 100-YARD RUSHING PERFORMANCES

REGULAR SEASON ONLY



YARDS	ATT.	AVG.	PLAYER	OPP.	DATE	H/A	SCORE	RECORD (W/2)
185	21	8.8	O.J. Simpson (32)	@ NEP	12/14/75	A	W, 34-14	34-10-4
101	23	4.4	Jim Braxton (4)	@ NEP	12/14/75	A	W, 34-14	(4-1)
130	24	5.4	O.J. Simpson (33)	v KCY	10/3/76	H	W, 50-17	35-10-4
114	17	6.7	Jeff Kinney	v KCY	10/3/76	H	W, 50-17	(5-1)
110	25	4.4	O.J. Simpson (34)	v NEP	10/24/76	H	L, 22-26	35-11-4
166	29	5.7	O.J. Simpson (35)	v NYJ	10/31/76	H	L, 14-19	35-12-4
118	25	4.7	O.J. Simpson (36)	v SDC	11/21/76	H	L, 13-34	35-13-4
273	29	9.4	O.J. Simpson (37)	@ DET	11/25/76	A	L, 14-27	35-14-4
203	24	8.5	O.J. Simpson (38)	@ MIA	12/5/76	A	L, 27-45	35-15-4
171	28	6.1	O.J. Simpson (39)	@ BAL	12/12/76	A	L, 20-58	35-16-4
122	23	5.3	O.J. Simpson (40)	v NYJ	10/9/77	H	L, 19-24	35-17-4
138	23	6.0	O.J. Simpson (41)	v ATL	10/16/77	H	W, 3-0	36-17-4
155	27	5.7	Roland Hooks	@ NEP	11/6/77	A	W, 24-14	37-17-4
100	18	5.6	Curtis Brown	v CIN	10/22/78	H	W, 5-0	38-17-4
114	11	10.4	Curtis Brown (2)	v MIA	11/12/78	H	L, 24-25	38-18-4
208	21	9.9	Terry Miller	v NYG	11/26/78	H	W, 41-17	39-18-4
115	12	9.6	Roland Hooks (2)	v NYG	11/26/78	H	W, 41-17	(6-1)
123	15	8.2	Terry Miller (2)	@ BAL	12/17/78	A	W, 21-14	40-18-4
118	30	3.9	Joe Cribbs	v NEP	10/26/80	H	W, 31-13	41-18-4
110	24	4.6	Joe Cribbs (2)	v PIT	11/23/80	H	W, 28-13	42-18-4
128	18	7.1	Joe Cribbs (3)	@ SFR	12/21/80	A	W, 18-13	43-18-4
159	17	9.4	Joe Cribbs (4)	v BAL	10/4/81	H	W, 23-17	44-18-4
123	24	5.1	Joe Cribbs (5)	v DEN	10/25/81	H	W, 9-7	45-18-4
109	19	5.7	Roland Hooks (3)	v WAS	11/29/81	H	W, 21-14	46-18-4
153	33	4.6	Joe Cribbs (6)	@ NEP	12/13/81	A	W, 19-10	47-18-4
143	30	4.8	Joe Cribbs (7)	v PIT	12/12/82	H	W, 13-0	48-18-4
108	19	5.7	Joe Cribbs (8)	@ MIA	12/27/82	A	L, 10-27	48-19-4
104	17	6.1	Joe Cribbs (9)	@ NEP	1/2/83	A	L, 19-30	48-20-4
166	22	7.5	Joe Cribbs (10)	v HOU	9/25/83	H	W, 30-13	49-20-4
105	19	5.5	Joe Cribbs (11)	@ BAL	10/16/83	A	W, 30-7	50-20-4
185	36	5.1	Joe Cribbs (12)	@ KCY	12/4/83	A	W, 14-9	51-20-4
100	15	6.7	Joe Cribbs (13)	v SFR	12/11/83	H	L, 10-23	51-21-4
144	29	5.0	Greg Bell	@ IND	9/30/84	A	L, 17-31	51-22-4
113	28	4.0	Greg Bell (2)	@ SEA	10/14/84	A	L, 28-31	51-23-4
206	27	7.6	Greg Bell (3)	v DAL	11/18/84	H	W, 14-3	52-23-4
123	19	6.5	Greg Bell (4)	@ PIT	12/15/85	A	L, 24-30	52-24-4
108	25	4.3	Robb Riddick	v PIT	11/9/86	H	W, 16-12	53-24-4
118	27	4.4	Robb Riddick (2)	@ KCY	11/30/86	A	W, 17-14	54-24-4
139	25	5.6	Carl Byrum	v NYG	10/18/87	H	W, 6-3	55-24-4
119	23	5.2	Ronnie Harmon	v MIA	11/29/87	H	W, 27-0	56-24-4
116	23	5.0	Thurman Thomas	v GBY	10/30/88	H	W, 28-0	57-24-7
103	18	5.7	Robb Riddick (3)	v NYJ	11/20/88	H	W, 9-6	58-24-4
106	14	7.6	Thurman Thomas (2)	v RAI	12/11/88	H	W, 37-21	59-24-4
105	21	5.0	Thurman Thomas (3)	v NEP	10/1/89	H	W, 31-10	60-24-4
105	24	4.4	Thurman Thomas (4)	v RAM	10/16/89	H	W, 23-20	61-24-4
148	22	6.7	Thurman Thomas (5)	v MIA	10/29/89	H	W, 31-17	62-24-4
121	21	5.8	Larry Kinnebrew	v MIA	10/29/89	H	W, 31-17	(7-1)
127	29	4.4	Thurman Thomas (6)	v IND	11/12/89	H	W, 30-7	63-24-4
100	26	3.8	Thurman Thomas (7)	v CIN	11/26/89	H	W, 24-7	64-24-4
214	18	11.9	Thurman Thomas (8)	@ NYJ	9/24/90	A	W, 30-7	65-24-4
136	22	6.2	Thurman Thomas (9)	@ NEP	10/28/90	A	W, 27-10	66-24-4
112	26	4.3	Thurman Thomas (10)	v PHX	11/11/90	H	W, 45-14	67-24-4
165	22	7.5	Thurman Thomas (11)	v NEP	11/18/90	H	W, 14-0	68-24-4
154	30	5.1	Thurman Thomas (12)	v MIA	12/23/90	H	W, 24-14	69-24-4
165	25	6.6	Thurman Thomas (13)	v MIA	9/1/91	H	W, 35-31	70-24-4
107	15	7.1	Thurman Thomas (14)	v PIT	9/8/91	H	W, 52-34	71-24-4
117	25	4.7	Thurman Thomas (15)	v CHI	9/29/91	H	W, 35-20	72-24-4

# 100-YARD RUSHING PERFORMANCES

REGULAR SEASON ONLY



YARDS	ATT.	AVG.	PLAYER	OPP.	DATE	H/A	SCORE	RECORD (W/2)
117	20	5.9	Thurman Thomas (16)	v IND	10/13/91	H	W, 42-6	73-24-4
108	9	12.0	Kenneth Davis	v IND	10/13/91	H	W, 42-6	(8-1)
126	32	3.9	Thurman Thomas (17)	v NEP	11/3/91	H	W, 22-17	74-24-4
106	24	4.4	Thurman Thomas (18)	@ GBY	11/10/91	A	W, 34-24	75-24-4
135	23	5.9	Thurman Thomas (19)	@ MIA	11/18/91	A	W, 41-27	76-24-4
124	23	5.4	Thurman Thomas (20)	v NYJ	12/1/91	H	W, 24-13	77-24-4
118	25	4.7	Kenneth Davis (2)	v DET	12/22/91	H	L, 14-17	77-25-4
103	22	4.7	Thurman Thomas (21)	v RAM	9/6/92	H	W, 40-7	78-25-4
120	18	6.7	Thurman Thomas (22)	@ NEP	9/27/92	A	W, 41-7	79-25-4
142	21	6.8	Thurman Thomas (23)	@ NYJ	10/26/92	A	W, 24-20	80-25-4
155	37	4.2	Thurman Thomas (24)	v PIT	11/8/92	H	W, 28-20	81-25-4
181	20	9.1	Kenneth Davis (3)	v ATL	11/22/92	H	W, 41-14	82-25-4
103	13	7.9	Thurman Thomas (25)	v ATL	11/22/92	H	W, 41-14	(9-1)
102	21	4.9	Thurman Thomas (26)	@ IND	11/29/92	A	L, 13-16	82-26-4
116	18	6.4	Thurman Thomas (27)	v NYJ	12/6/92	H	L, 17-24	82-27-4
120	26	4.6	Thurman Thomas (28)	v DEN	12/12/92	H	W, 27-17	83-27-4
115	24	4.8	Thurman Thomas (29)	@ NOR	12/20/92	A	W, 20-16	84-27-4
114	24	4.8	Thurman Thomas (30)	v NEP	9/5/93	H	W, 38-14	85-27-4
122	26	4.7	Thurman Thomas (31)	v NYG	10/3/93	H	W, 17-14	86-27-4
117	27	4.3	Thurman Thomas (32)	@ NYJ	10/24/93	A	W, 19-10	87-27-4
129	28	4.6	Thurman Thomas (33)	v WAS	11/1/93	H	W, 24-10	88-27-4
111	30	3.7	Thurman Thomas (34)	@ NEP	11/7/93	A	W, 13-10	89-27-4
116	27	4.3	Thurman Thomas (35)	v IND	11/21/93	H	W, 23-9	90-27-4
110	26	4.2	Thurman Thomas (36)	@ IND	1/2/94	A	W, 30-10	91-27-4
106	26	4.1	Thurman Thomas (37)	@ NEP	9/11/94	A	W, 38-35	92-27-4
112	28	4.0	Thurman Thomas (38)	@ HOU	9/18/94	A	W, 15-7	93-27-4
103	17	6.1	Thurman Thomas (39)	v DEN	9/26/94	H	W, 27-20	94-27-4
125	31	4.0	Thurman Thomas (40)	v MIA	10/9/94	H	W, 21-11	95-27-4
133	27	4.9	Thurman Thomas (41)	v NYJ	10/8/95	H	W, 29-10	96-27-4
100	23	4.3	Darick Holmes	v ATL	11/12/95	H	W, 23-17	97-27-4
129	24	5.4	Thurman Thomas (42)	@ STL	12/10/95	A	W, 45-27	98-27-4
148	35	4.2	Thurman Thomas (43)	v MIA	12/17/95	H	W, 23-20	99-27-4
119	26	4.6	Thurman Thomas (44)	@ NEP	10/27/96	A	L, 25-28	99-28-4
122	22	5.5	Darick Holmes (2)	v WAS	11/3/96	H	W, 38-13	100-28-4
107	23	4.7	Thurman Thomas (45)	v WAS	11/3/96	H	W, 38-13	(10-1)
129	12	10.8	Antowain Smith	v IND	9/21/97	H	W, 37-35	101-28-4
104	18	5.8	Thurman Thomas (46)	v NYJ	11/30/97	H	W, 20-10	102-28-4
118	22	5.4	Antowain Smith (2)	v STL	9/20/98	H	L, 33-34	102-29-4
130	31	4.2	Antowain Smith (3)	@ IND	10/11/98	A	W, 31-24	103-29-4
107	23	4.7	Antowain Smith (4)	v IND	11/22/98	H	W, 34-11	104-29-4
113	30	3.8	Antowain Smith (5)	v NYJ	9/19/99	H	W, 17-3	105-29-4
126	29	4.3	Antowain Smith (6)	v MIA	11/14/99	H	W, 23-3	106-29-4
147	17	8.6	Antowain Smith (7)	@ SEA	12/23/00	A	W, 42-23	107-29-4
113	19	5.9	Travis Henry	v NYJ	10/7/01	H	L, 36-42	107-30-4
101	27	3.7	Travis Henry (2)	v CAR	12/9/01	H	W, 25-24	108-30-4
130	16	8.1	Shawn Bryson	@ ATL	12/23/01	A	L, 30-33	108-31-4
107	28	3.8	Shawn Bryson (2)	@ NYJ	12/30/01	A	W, 14-9	109-31-4
149	31	4.8	Travis Henry (3)	v NYJ	9/8/02	H	L, 31-37	109-32-4
159	28	5.7	Travis Henry (4)	@ HOU	10/13/02	A	W, 31-24	110-32-4
132	22	6.0	Travis Henry (5)	@ MIA	10/20/02	A	W, 23-10	111-32-4
126	24	5.3	Travis Henry (6)	@ KCY	11/17/02	A	L, 16-17	111-33-4
151	35	4.3	Travis Henry (7)	v MIA	12/1/02	H	W, 38-21	112-33-4
144	22	6.5	Travis Henry (8)	v SDC	12/15/02	H	W, 20-13	113-33-4
167	31	5.4	Travis Henry (9)	v WAS	10/19/03	H	W, 24-7	114-33-4
124	22	5.6	Travis Henry (10)	@ KCY	10/26/03	A	L, 5-38	114-34-4
149	23	6.5	Travis Henry (11)	v HOU	11/16/03	H	L, 10-12	114-35-4
113	26	4.3	Travis Henry (12)	@ NYG	11/30/03	A	W, 24-7	115-35-4
169	32	5.3	Travis Henry (13)	v NYJ	12/7/03	H	W, 17-6	116-35-4

# 100-YARD RUSHING PERFORMANCES

REGULAR SEASON ONLY



YARDS	ATT.	AVG.	PLAYER	OPP.	DATE	H/A	SCORE	RECORD (W/2)
111	26	4.3	Willis McGahee	v MIA	10/17/04	H	W, 20-13	117-35-4
102	30	3.4	Willis McGahee (2)	v ARI	10/31/04	H	W, 38-14	118-35-4
132	37	3.6	Willis McGahee (3)	v NYJ	11/7/04	H	W, 22-17	119-35-4
100	20	5.0	Willis McGahee (4)	v STL	11/21/04	H	W, 37-17	120-35-4
116	28	4.1	Willis McGahee (5)	@ SEA	11/28/04	A	W, 38-9	121-35-4
105	27	3.9	Willis McGahee (6)	v CLE	12/12/04	H	W, 37-7	122-35-4
102	15	6.8	Willis McGahee (7)	@ SFR	12/26/04	A	W, 41-7	123-35-4
117	22	5.3	Willis McGahee (8)	v HOU	9/11/05	H	W, 22-7	124-35-4
140	27	5.2	Willis McGahee (9)	v ATL	9/25/05	H	L, 16-24	124-36-4
143	29	4.9	Willis McGahee (10)	v NYJ	10/16/05	H	W, 27-17	125-36-4
136	31	4.4	Willis McGahee (11)	@ NEP	10/30/05	A	L, 16-21	125-37-4
113	22	5.1	Willis McGahee (12)	@ NYJ	1/1/06	A	L, 26-30	125-38-4
150	26	5.8	Willis McGahee (13)	v NYJ	9/24/06	H	L, 20-28	125-39-4
109	28	3.9	Anthony Thomas	@ IND	11/12/06	A	L, 16-17	125-40-4
125	16	7.8	Willis McGahee (14)	@ NYJ	12/10/06	A	W, 31-13	126-40-4
153	29	5.3	Marshawn Lynch	v CIN	11/4/07	H	W, 33-21	127-40-4
115	15	7.7	Fred Jackson	v MIA	12/9/07	H	W, 38-17	128-40-4
107	23	4.7	Marshawn Lynch (2)	v MIA	12/9/07	H	W, 38-17	(11-1)
105	22	4.8	Marshawn Lynch (3)	@ PHI	12/30/07	A	L, 9-17	128-41-4
119	23	5.2	Marshawn Lynch (4)	v CLE	11/17/08	H	L, 27-29	128-42-4
134	16	8.4	Marshawn Lynch (5)	v SFR	11/30/08	H	L, 3-10	128-43-4
127	21	6.0	Marshawn Lynch (6)	@ NYJ	12/14/08	A	L, 27-31	128-44-4
136	27	5.0	Fred Jackson (2)	v NEP	12/28/08	H	L, 0-13	128-45-4
163	28	5.8	Fred Jackson (3)	v TAM	9/20/09	H	W, 33-20	129-45-4
212	33	6.4	Fred Jackson (4)	v IND	1/3/10	H	W, 30-7	130-45-4
133	25	5.3	Fred Jackson (5)	v DET	11/14/10	H	W, 14-12	131-45-4
116	21	5.5	Fred Jackson (6)	@ CIN	11/21/10	A	W, 49-31	132-45-4
112	29	3.9	Fred Jackson (7)	v CLE	12/12/10	H	W, 13-6	133-45-4
112	20	5.6	Fred Jackson (8)	@ KCY	9/11/11	A	W, 41-7	134-45-4
117	15	7.8	Fred Jackson (9)	v OAK	9/18/11	H	W, 38-35	135-45-4
111	26	4.3	Fred Jackson (10)	v PHI	10/9/11	H	W, 31-24	136-45-4
121	16	7.6	Fred Jackson (11)	@ NYG	10/16/11	A	L, 24-27	136-46-4
120	26	4.6	Fred Jackson (12)	v WAS	10/30/11	H	W, 23-0	137-46-4
114	13	8.8	Fred Jackson (13)	@ DAL	11/13/11	A	L, 7-44	137-47-4
111	16	6.9	C.J. Spiller	v DEN	12/24/11	H	W, 40-14	138-47-4
169	14	12.1	C.J. Spiller (2)	@ NYJ	9/9/12	A	L, 28-48	138-48-4
123	15	8.2	C.J. Spiller (3)	v KCY	9/16/12	H	W, 35-17	139-48-4
107	14	7.6	C.J. Spiller (4)	@ IND	11/25/12	A	L, 13-20	139-49-4
109	25	4.4	Fred Jackson (14)	v JAX	12/2/12	H	W, 34-18	140-49-4
103	17	6.1	C.J. Spiller (5)	v SEA	12/16/12	H	L, 17-50	140-50-4
138	22	6.3	C.J. Spiller (6)	@ MIA	12/23/12	A	L, 10-24	140-51-4
103	16	6.4	C.J. Spiller (7)	v CAR	9/15/13	H	W, 24-23	141-51-4
116	12	9.7	C.J. Spiller (8)	v KCY	11/3/13	H	L, 13-23	141-52-4
149	15	9.9	C.J. Spiller (9)	v ATL	12/1/13	H	L, 31-34	141-53-4
111	19	5.8	Fred Jackson (15)	v MIA	12/22/13	H	W, 19-0	142-53-4
105	19	5.5	C.J. Spiller (10)	@ NEP	12/29/13	A	L, 20-34	142-54-4
110	12	9.2	Karlos Williams	@ MIA	9/27/15	A	W, 41-14	143-54-4
110	9	12.2	Karlos Williams (2)	v MIA	11/8/15	H	W, 33-17	144-54-4
112	16	7.0	LeSean McCoy	v MIA	11/8/15	H	W, 33-17	145-54-4
112	19	5.9	LeSean McCoy (2)	@ NYJ	11/12/15	A	W, 22-17	146-54-4
112	21	5.3	LeSean McCoy (3)	v HOU	12/6/15	H	W, 30-21	147-54-4
110	17	6.5	LeSean McCoy (4)	v ARI	9/25/16	H	W, 33-18	148-54-4
150	18	8.3	LeSean McCoy (5)	@ LAR	10/2/16	A	W, 30-19	149-54-4
140	19	7.4	LeSean McCoy (6)	v SF	10/9/16	H	W, 45-16	150-54-4
103	19	5.4	LeSean McCoy (7)	v JAX	11/27/16	H	W, 28-21	151-54-4
130	17	7.6	LeSean McCoy (8)	@ OAK	12/4/16	A	L, 24-38	151-55-4
153	19	8.1	LeSean McCoy (9)	v CLE	12/18/16	H	W, 33-13	152-55-4
128	24	5.3	LeSean McCoy (10)	v MIA	12/24/16	H	L, 31-34	152-56-4
110	22	5.0	LeSean McCoy (11)	v NYJ	9/10/17	H	W, 21-12	153-56-4
151	27	5.6	LeSean McCoy (12)	v OAK	10/29/17	H	W, 34-14	154-56-4
114	13	8.8	LeSean McCoy (13)	at LAC	11/19/17	A	L, 54-24	154-57-4
156	32	4.9	LeSean McCoy (14)	v IND	12/10/17	H	W, 13-7	155-57-4

# BILLS IN PRIMETIME



## PRIMETIME GAMES

### THURSDAYS

DATE	OPPONENT	W/L	SCORE
9/17/81	PHI	L	14-20
9/16/82	MIN	W	23-22
10/18/01	@JAX	W	13-10
12/3/09	NYJ (Toronto)	L	13-19
11/15/12	MIA	W	19-14
10/3/13	@CLE	L	24-37
11/13/14	@MIA	L	9-22
11/12/15	@NYJ	W	22-17
9/15/16	NYJ	L	31-37
11/2/17	@NYJ	L	21-34
Total Games: 10			Wins: 4
			Losses: 6

### SATURDAYS

DATE	OPPONENT	W/L	SCORE
12/23/00	@SEA	W	42-23
12/17/05	DEN	L	17-28
Total Games: 2			Wins: 1
			Losses: 1

### SUNDAYS

DATE	OPPONENT	W/L	SCORE
10/7/90	LA Raiders	W	38-24
12/15/91	@IND	W	35-7
9/20/92	IND	W	38-0
12/27/92	@Houston Oilers	L	3-27
10/3/93	NYG	W	17-14
12/4/94	@MIA	W	42-31
9/3/95	@DEN	L	7-22
12/3/95	@SF	L	17-27
9/1/96	@NYG	W	23-20 (OT)
10/27/96	@NE	L	25-28
10/25/98	@CAR	W	30-14
9/19/99	NYJ	W	17-3
12/19/99	@ARI	W	31-21
9/3/00	TEN	W	16-13
12/2/01	@SF	L	0-35
9/21/03	@MIA	L	7-17
10/26/03	@KC	L	5-38
11/14/04	@NE	L	6-29
10/30/05	@NE	L	16-21
12/17/05	DEN	L	17-28
11/18/07	NE	L	10-56
Total Games: 21			Wins: 10
			Losses: 11

### MONDAYS

DATE	OPPONENT	W/L	SCORE
10/29/73	KC	W	23-14
9/16/74	OAK	W	21-20
10/20/75	NYG	L	14-17
11/17/75	@CIN	L	24-33
9/13/76	MIA	L	21-30
11/15/76	@DAL	L	10-17
11/28/77	@OAK	L	13-34
10/12/81	MIA	W	31-21
11/9/81	@DAL	L	14-27
12/27/82	@MIA	L	10-27
10/3/83	NYJ	L	10-34
9/17/84	MIA	L	17-21
10/17/88	@NYJ	W	37-14
11/14/88	@MIA	W	31-6
9/18/89	DEN	L	14-28
10/16/89	LA Rams	W	23-20
12/4/89	@SEA	L	16-17
9/24/90	@NYJ	W	30-7
11/26/90	@Houston Oilers	L	24-27
10/7/91	@KC	L	6-33
10/21/91	CIN	W	35-16
11/18/91	@MIA	W	41-27
10/26/92	@NYJ	W	24-20
11/16/92	@MIA	W	26-20
10/11/93	Houston Oilers	W	35-7
11/1/93	WAS	W	24-10
11/15/93	@PIT	L	0-23
9/26/94	DEN	W	27-20
11/14/94	@PIT	L	10-23
10/2/95	@CLE	W	22-19
10/23/95	@NE	L	14-27
9/16/96	@PIT	L	6-24
12/16/96	@MIA	L	14-16
10/20/97	@IND	W	9-6
11/17/97	@MIA	L	13-30
10/4/99	@MIA	W	23-18
12/11/00	@IND	L	20-44
10/8/07	DAL	L	24-25
11/17/08	CLE	L	27-29
9/14/09	@NE	L	24-25
11/23/15	@NE	L	13-20
11/7/16	@SEA	L	25-31
Total Games: 42			Wins: 17
			Losses: 25

## BILLS OVERALL IN PRIMETIME

Total prime time games:	75
Total wins:	32
Total losses:	43

# BILLS BEST PERFORMANCES



## SCORING

### MOST TOUCHDOWNS SCORED

5 Cookie Gilchrist, vs. N.Y. Jets 12/8/63

### MOST FIELD GOALS

6 Steve Christie, at N.Y. Jets 10/20/96

### LONGEST FIELD GOAL

59 Steve Christie, vs. Miami 9/26/93

## RUSHING

### MOST RUSHING ATTEMPTS

39 O.J. Simpson, vs. Kansas City 10/29/73

### MOST RUSHING YARDS

273 O.J. Simpson, at Detroit 11/25/76

### MOST RUSHING TOUCHDOWNS

5 Cookie Gilchrist, vs. N.Y. Jets 12/8/63

### LONGEST RUN FROM SCRIMMAGE

80 Fred Jackson, at N.Y. Giants 10/16/11

## PASSING

### MOST PASS ATTEMPTS

57 Kyle Orton, at Denver 12/7/14

### MOST PASSES COMPLETED

38 Kyle Orton, at Denver 12/7/14  
Joe Ferguson, at Miami 10/9/83

### MOST PASSING YARDS

463 Drew Bledsoe, at Minnesota 9/15/02

### MOST TOUCHDOWN PASSES

6 Jim Kelly, vs. Pittsburgh 9/8/91

### LONGEST PASS COMPLETION

98 Ryan Fitzpatrick, at Jacksonville 11/22/09

## RECEIVING

### MOST RECEPTIONS

15 Andre Reed, vs. Green Bay 11/20/94

### MOST RECEIVING YARDS

265 Lee Evans, at Houston 11/19/06

### MOST TOUCHDOWN RECEPTIONS

4 Don Beebe, vs. Pittsburgh 9/8/91  
Jerry Butler, vs. N.Y. Jets 9/23/79

## INTERCEPTIONS

### MOST INTERCEPTIONS

3 10 times (most recent Nate Clements, at  
Miami 10/20/02)

### LONGEST INTERCEPTION RETURN

85 Henry Jones, vs. N.Y. Giants 10/3/93

## MISCELLANEOUS

### MOST PUNTS

11 Four times (most recent Chris Mohr vs.  
Indianapolis 10/6/96)

### LONGEST PUNT

84 Brian Moorman, at Green Bay 12/22/02

### LONGEST KICKOFF RETURN

104 Terrence McGee, at Miami 12/5/04

### LONGEST PUNT RETURN

88 Leodis McKelvin, vs. Kansas City 9/16/12

### LONGEST FUMBLE RETURN

87 Dave Kilson, vs. Houston 9/25/83

# BEST PERFORMANCES VS. BILLS



## SCORING

### MOST TOUCHDOWNS SCORED

- 4 Calvin Hill, Dallas 9/19/71  
Lydell Mitchell, Baltimore 10/12/75  
Chuck Foreman, Minnesota 12/20/1975  
Clarence Williams, San Diego 9/16/1979  
Randy Moss, New England 11/18/2007

### MOST FIELD GOALS

- 6 Jim Turner, at N.Y. Jets 11/3/68

### LONGEST FIELD GOAL

- 61 Jay Feely, at Arizona 10/14/12

## RUSHING

### MOST RUSHING ATTEMPTS

- 42 Terrell Davis, Denver 10/26/97  
Ricky Williams, at Miami 9/21/03

### MOST RUSHING YARDS

- 236 Le'Veon Bell, Pittsburgh 12/11/16

### MOST RUSHING TOUCHDOWNS

- 4 Calvin Hill, Dallas 9/19/71  
Clarence Williams, at San Diego 9/16/79

### LONGEST RUN FROM SCRIMMAGE

- 88 Ahmad Bradshaw, N.Y. Giants 12/23/07

## PASSING

### MOST PASS ATTEMPTS

- 68 George Blanda, Houston 11/1/64

### MOST PASSES COMPLETED

- 39 Dan Marino, Miami 11/16/86  
Tom Brady, at New England 9/14/09

### MOST PASSING YARDS

- 466 Tom Brady, New England 9/20/15

### MOST TOUCHDOWN PASSES

- 6 Daryle Lamonica, at Oakland 10/19/69

### LONGEST PASS COMPLETION

- 96 Frank Tripucka, Denver 9/15/62  
Ken O'Brien, N.Y.J. 12/8/85

## RECEIVING

### MOST RECEPTIONS

- 16 Wes Welker, New England 9/25/11

### MOST RECEIVING YARDS

- 238 Chris Chambers, at Miami 12/4/05

### MOST TOUCHDOWN RECEPTIONS

- 4 Randy Moss, New England 11/18/07

## INTERCEPTIONS

### MOST INTERCEPTIONS

- 4 Austin "Goose" Gonsoulin, Denver 9/18/60

### LONGEST INTERCEPTION RETURN

- 103 Louis Oliver, Miami 10/4/92 (TD)

## MISCELLANEOUS

### MOST PUNTS

- 12 Luke Prestridge, Denver 10/25/81  
Chris Gardocki, Indianapolis 10/6/96

### LONGEST PUNT

- 93 Shawn McCarthy, New England 11/3/91

### LONGEST KICKOFF RETURN

- 101 Cotton Speyrer, at Baltimore 11/25/73

### LONGEST PUNT RETURN

- 89 Mike Haynes, at New England 11/7/76

### LONGEST FUMBLE RETURN

- 96 Lee Woodall, at San Francisco 12/3/95

# SINGLE-SEASON TEAM RECORDS



## SCORING

### MOST POINTS SCORED

458	1991 (16 games)
428	1990 (16 games)
420	1975 (14 games)

### FEWEST POINTS SCORED

150	1982 (9 games)
160	1977 (14 games)
184	1971 (14 games)

### MOST POINTS ALLOWED

454	1984 (16 games)
435	2012 (16 games)
434	2011 (16 games)

### FEWEST POINTS ALLOWED

154	1982 (9 games)
226	1965 (14 games)
229	1999 (16 games)

## TOUCHDOWNS

### MOST SCORED

58	1991
57	1975
53	1990

### FEWEST SCORED

18	1982 (9 games)
19	1977 (14 games)
21	1971 (14 games)

### MOST ALLOWED

56	1984
53	2011
	2012

### FEWEST ALLOWED

56	1984
53	2011
	2012

### MOST PASSING TOUCHDOWNS

39	1991
32	1989
30	1983

### MOST RUSHING TOUCHDOWNS

29	2016
26	1975
25	1964

## KICKING

### MOST FIELD GOALS MADE

34	2014
33	1998
	2013

### MOST PATs MADE

56	1991
51	1975
50	1992

## RUSHING

### MOST ATTEMPTS

605	1973
603	1980
588	1975

### MOST YARDAGE GAINED

3088	1973
2974	1975
2630	2016

## PASSING

### MOST ATTEMPTS

612	2002
588	1984
579	2014

### MOST COMPLETIONS

377	2002
363	2014
356	2011

### MOST YARDS GAINED (NET)

3995	2002
3871	1991
3703	2011

## TOTAL NET YARDS

### MOST GAINED

6252	1991
5893	1992
5853	1989

## FIRST DOWNS

### MOST FIRST DOWNS

359	1991
355	2002
350	1992

### MOST BY RUSHING

162	1975
152	1973
146	2016

### MOST BY PASSING

218	2002
208	1991
192	1992

### MOST BY PENALTY

47	2002
39	2013
38	1983
	1986

## FUMBLES

### MOST OPPONENTS' FUMBLES

#### RECOVERED

47	2002
39	2013
38	1983
	1986



# SINGLE-SEASON TEAM RECORDS



## INTERCEPTIONS

### MOST THROWN

34 1964  
1967  
32 1971

### MOST INTERCEPTED

36 1962  
33 1960  
32 1965

## PENALTIES

### MOST PENALTIES

144 1983  
143 2015  
132 1985

### MOST YARDS PENALIZED

1,249 2015  
1,108 1970  
1,103 1978

## QB SACKS

### MOST SACKS MADE

57 2013  
54 2014  
50 1964

### MOST SACKS ALLOWED

63 1961  
60 1984  
59 2000

### FEWEST SACKS ALLOWED

12 1986 (9 games)  
16 1966 (14 games)  
1981 (16 games)

## MISCELLANEOUS SINGLE SEASON TEAM RECORDS

### BEST SEASON, WIN PERCENTAGE

.857 1964

### BEST SEASON, WIN TOTAL

13 1990  
1991

### MOST LOSSES

14 1984  
1985

### LONGEST WINNING STREAK

11 Dec. 8, 1963 - Nov. 8, 1964

### LONGEST WINNING STREAK AT HOME

15 Sept. 9, 1990 - Dec. 1, 1991

### LONGEST WINNING STREAK ON THE ROAD

6 Nov. 25, 1973 - Nov. 3, 1974  
Dec. 13, 1964 - Nov. 14, 1965

### LONGEST LOSING STREAK

15 Nov. 22, 1970 - Nov. 21, 1971

### LONGEST LOSING STREAK AT HOME

9 Oct. 18, 1970 - Nov. 21, 1971

### LONGEST LOSING STREAK ON THE ROAD

22 Dec. 18, 1983 - Nov. 23, 1986

### MOST CONSECUTIVE WINS - START OF SEASON

9 Sept. 13, 1964 - Nov. 8, 1964

### MOST CONSECUTIVE WINS - END OF SEASON

4 Nov. 25, 1973 - Dec. 16, 1973  
Dec. 12, 1993 - Jan. 3, 1994

### MOST CONSECUTIVE LOSSES - START OF SEASON

11 Sept. 2, 1984 - Nov. 11, 1984

### MOST CONSECUTIVE LOSSES - END OF SEASON

10 Oct. 10, 1976 - Dec. 12, 1976

### TOTAL SHUTOUTS BY BILLS

23 Last: 10/2/16 at New England

### TOTAL SHUTOUTS AGAINST BILLS

23 Last: 12/28/08 vs. New England

### MOST SHUTOUTS IN A SEASON

2 1982/1990

### MOST TIMES SHUTOUTS IN A SEASON

4 1971

# SINGLE-GAME TEAM RECORDS



## SCORING

### MOST POINTS SCORED

58 vs. Miami 9/18/66

### MOST POINTS ALLOWED

58 at Baltimore 12/12/76

### MOST POINT, BOTH TEAMS

88 Buffalo 47, Houston 41  
9/24/89 (OT)

### FEWEST POINTS, BOTH TEAMS

3 Buffalo 3, Atlanta 0  
10/16/77

### MOST DECISIVE VICTORY

42 Buffalo 42, Cleveland 0  
11/4/90

### MOST DECISIVE LOSS

46 New England 56, Buffalo 10  
11/18/07

### LARGEST COMEBACK

26 vs. Indianapolis 9/21/97

### LARGEST COMEBACK AGAINST

21 vs. Baltimore 11/9/75  
at Pittsburgh 12/15/85  
at Miami 12/4/05  
at New England 1/1/12

## TOUCHDOWNS

### MOST SCORED

8 vs. Miami 9/18/66

### MOST ALLOWED

8 at Seattle 10/30/77

### MOST SCORED BY RUSHING

5 vs. NYJ 12/8/63  
vs. NYG 11/26/78  
vs. Cincinnati 9/9/79  
vs. Washington 11/3/96

### MOST ALLOWED BY RUSHING

6 vs. New Orleans 11/12/17

### MOST SCORED BY PASSING

6 vs. Pittsburgh 9/8/91

### MOST ALLOWED BY PASSING

6 at Oakland 10/19/69

## KICKING

### MOST FIELD GOALS MADE

6 at N.Y. Jets 10/20/96

### MOST FIELD GOALS ALLOWED

6 at N.Y. Jets 11/3/68

## TOTAL YARDS

### MOST YARDS GAINED

589 vs. Miami 12/24/16 (OT)

### FEWEST YARDS GAINED

49 vs. Baltimore 10/10/71

### MOST YARDS ALLOWED

621 at San Francisco 10/7/12

### FEWEST YARDS ALLOWED

26 vs. Cleveland 12/12/04

## FIRST DOWNS

### MOST, TOTAL

35 at New England 11/11/12

### MOST ALLOWED, TOTAL

34 at Cincinnati 11/17/75  
at Cincinnati 11/27/88

### FEWEST, TOTAL

4 vs. Baltimore 10/10/71

### FEWEST ALLOWED, TOTAL

5 at Houston 10/11/64

### MOST BY RUSHING

21 vs. Washington 11/3/96

### MOST ALLOWED BY RUSHING

20 vs. New Orleans 11/12/17

### MOST BY PASSING

22 at Minnesota 9/15/02 (OT)

### MOST ALLOWED BY PASSING

24 vs. Houston 11/1/64  
vs. Miami 11/16/86

### MOST BY PENALTY

8 vs. Houston 9/20/87  
at N.Y. Jets 9/22/13

### MOST ALLOWED BY PENALTY

7 vs. Cleveland 10/23/77  
at Baltimore 12/17/78  
at Miami 10/9/83  
vs. Jacksonville 12/2/12  
vs. N.Y. Giants 10/4/15

## RUSHING

### MOST ATTEMPTS

58 at Cincinnati 12/16/84  
vs. Miami 10/4/92

### MOST ATTEMPTS ALLOWED

68 vs. Houston 11/1/64

### MOST YARDS GAINED

366 vs. N.Y. Giants 11/26/78

### FEWEST YARDS GAINED

0 at Chicago 10/2/88

### MOST YARDS ALLOWED

320 at Dallas Texans 9/30/62

### FEWEST YARDS ALLOWED

5 at N.Y. Jets 10/30/66

# SINGLE-GAME TEAM RECORDS



## PASSING

### MOST ATTEMPTS

58 at Cincinnati 12/16/84  
vs. Miami 10/4/92

### FEWEST ATTEMPTS

2 vs. N.Y. Jets 9/29/74

### MOST ATTEMPTS ALLOWED

68 vs. Houston 11/1/64

### FEWEST ATTEMPTS ALLOWED

7 vs. Cincinnati 11/30/69

### MOST COMPLETIONS

38 at Miami 10/9/83  
at Denver 12/7/14

### FEWEST COMPLETIONS

0 vs. N.Y. Jets 9/29/74

### MOST COMPLETIONS ALLOWED

39 vs. Miami 11/16/86  
at New England 9/14/09

### FEWEST COMPLETIONS ALLOWED

2 vs. Cincinnati 11/30/69  
vs. N.Y. Jets 9/29/74  
vs. Cleveland 10/11/09

### MOST YARDS GAINED

437 at Minnesota 9/15/02

### FEWEST YARDS GAINED

-19 vs. Oakland 9/15/68

### MOST YARDS ALLOWED

464 vs. Houston 10/29/61

### FEWEST YARDS ALLOWED

-3 vs. Cleveland 12/13/04

## PENALTIES

### MOST PENALTIES

19 at Miami 12/22/85  
at Indianapolis 9/23/01

### FEWEST PENALTIES

0 vs. Jacksonville 12/14/97  
at N.Y. Jets 1/1/17

### MOST PENALTIES BY OPPONENT

22 vs. San Francisco 10/4/98

### FEWEST PENALTIES BY OPPONENT

0 vs. N.Y. Titans 10/16/60  
vs. Houston 11/1/64  
at Kansas City 10/2/66  
at N.Y. Jets 12/16/73

### MOST YARDS PENALIZED

159 vs. Boston 11/29/70

### FEWEST YARDS PENALIZED

0 vs. Jacksonville 12/14/97  
at N.Y. Jets 1/1/17

### MOST YARDS PENALIZED, OPPONENT

189 vs. Houston 10/31/65

### FEWEST YARDS PENALIZED, OPPONENT

0 vs. N.Y. Titans 10/16/60  
vs. Houston 11/1/64  
at Kansas City 10/2/66  
at N.Y. Jets 12/16/73

## FUMBLES

### MOST LOST

6 vs. Denver 12/2/79

### MOST RECOVERED

7 vs. Cincinnati 11/30/69

## INTERCEPTIONS

### MOST THROWN

6 vs. Denver 9/18/60  
vs. Houston 11/10/74  
vs. Miami 11/21/82

### MOST INTERCEPTED

6 at L.A. Chargers 11/20/60  
at Denver 11/19/61  
vs. Houston 9/9/62  
at Boston 12/9/67  
at N.Y. Jets 10/18/09

## TOTAL TURNOVERS

### MOST COMMITTED

8 at New England 11/7/76

### MOST FORCED BY DEFENSE

9 at Denver 11/19/61  
at Kansas City 10/17/65

## SACKS

### MOST SACKS MADE

11 at Denver 12/13/64

### MOST SACKS ALLOWED

11 vs. Oakland 10/15/67

## RETURNS

### MOST PUNT RETURNS

9 at Houston 10/11/64  
vs. Pittsburgh 12/12/82

### MOST PUNT RETURN YARDS

148 vs. St. Louis 11/21/04

### MOST KICK RETURNS

10 at Baltimore 12/12/76

### MOST KICK RETURN YARDS

256 at Cincinnati 12/24/05

# SINGLE-GAME TEAM RECORDS



## BILLS HIGHS

58	vs. Miami 9/18/66
8	vs. Miami 9/18/66
5	Last: vs. Washington 11/3/96
6	vs. Pittsburgh 9/8/91
7	Last: at NYJ 10/20/96
6	at NYJ 10/20/96
35	at New England 11/11/12
589	vs. Miami 12/24/16
65	vs. Kansas City 10/29/73
366	vs. NYG 11/26/78
437	at Minnesota 9/15/02
11	vs. Oakland 10/15/67
463	at Minnesota 9/15/02
58	Last: vs. Miami 10/4/92
38	Last: at Denver 12/7/14
6	Last: vs. Miami 11/21/82
8	at New England 11/7/76
7	at Miami 12/4/94
6	vs. Denver 12/2/79
11	Last: vs. Indianapolis 10/6/96
57.8	at Chicago 10/8/06
159	vs. Boston 11/29/70

## CATEGORY

<b>POINTS</b>
<b>TOUCHDOWNS</b>
<b>RUSHING TDS</b>
<b>PASSING TDS</b>
<b>FIELD GOALS ATTEMPTED</b>
<b>FIELD GOALS MADE</b>
<b>TOTAL FIRST DOWNS</b>
<b>TOTAL NET YARDS</b>
<b>RUSHING ATTEMPTS</b>
<b>NET YARDS RUSHING</b>
<b>NET YARDS PASSING</b>
<b>QB SACKS ALLOWED</b>
<b>GROSS YARDS PASSING</b>
<b>PASS ATTEMPTS</b>
<b>PASS COMPLETIONS</b>
<b>INTERCEPTIONS THROWN</b>
<b>TOTAL TURNOVERS</b>
<b>FUMBLES BY</b>
<b>FUMBLES LOST</b>
<b>PUNTS</b>
<b>PUNTING AVERAGE</b>
<b>YARDS PENALIZED</b>

## BILLS LOWS

Last: vs. NE 12/28/08	0
Last: at Baltimore 9/9/18	0
Last: at Baltimore 9/9/18	0
Last: at Baltimore 9/9/18	0
Last: vs. Indianapolis 12/10/17	0
Last: vs. Indianapolis 12/10/17	0
vs. Baltimore 10/10/71	4
vs. Baltimore Colts 10/10/71	49
at St. Louis Cardinals 9/9/84	8
at Chicago 10/2/88	0
vs. Oakland 9/15/68	-19
Last: vs. Indianapolis 12/10/17	0
vs. NYJ 9/29/74	0
vs. NYJ 9/29/74	2
vs. NYJ 9/29/74	0
Last: at Miami 12/31/17	0
Last: at Miami 12/31/17	0
Last: at Miami 12/31/17	0
Last: vs. LA Chargers 9/16/18	0
Last: at San Francisco 9/13/92	0
at Seattle 10/14/84	17.3
Last: at NYJ 1/1/17	0

## OPPONENT HIGHS

58	at Baltimore 12/12/76
8	Last: vs. New England 11/18/07
6	vs. New Orleans 11/12/17
6	at Oakland 10/19/69
8	at NYJ 11/3/68
6	at NYJ 11/3/68
33	vs. New England 9/30/12
621	at San Francisco 10/7/12
64	at Oakland 11/28/77
320	at Dallas 9/30/62
464	vs. Houston 10/29/61
11	at Denver 12/13/64
466	vs. New England 9/20/15
68	vs. Houston 11/1/64
39	Last: at New England 9/14/09
6	at NYJ 10/18/09
9	Last: at Kansas City 10/17/65
9	vs. NYG 10/20/75
7	vs. Cincinnati 11/30/69
12	Last: vs. Indianapolis 10/6/96
64.0	vs. Minnesota 12/11/94
189	vs. Houston 10/31/65

## CATEGORY

<b>POINTS</b>
<b>TOUCHDOWNS</b>
<b>RUSHING TDS</b>
<b>PASSING TDS</b>
<b>FIELD GOALS ATTEMPTED</b>
<b>FIELD GOALS MADE</b>
<b>TOTAL FIRST DOWNS</b>
<b>TOTAL NET YARDS</b>
<b>RUSHING ATTEMPTS</b>
<b>NET YARDS RUSHING</b>
<b>NET YARDS PASSING</b>
<b>QB SACKS ALLOWED</b>
<b>GROSS YARDS PASSING</b>
<b>PASS ATTEMPTS</b>
<b>PASS COMPLETIONS</b>
<b>INTERCEPTIONS THROWN</b>
<b>TOTAL TURNOVERS</b>
<b>FUMBLES BY</b>
<b>FUMBLES LOST</b>
<b>PUNTS</b>
<b>PUNTING AVERAGE</b>
<b>YARDS PENALIZED</b>

## OPPONENT LOWS

Last: at New England 10/2/16	0
Last: at Carolina 9/17/17	0
Last: vs. Indianapolis 12/10/17	0
Last: vs. Miami 12/17/17	0
Last: vs. Oakland 10/29/17	0
Last: vs. Indianapolis 12/10/17	0
vs. Carolina 9/10/95	4
vs. Cleveland 12/12/04	26
vs. Oakland 10/5/63	7
at NYJ 10/30/66	5
vs. Cleveland 12/12/04	-3
Last: vs. New Orleans 11/12/17	0
vs. Chicago 10/07/79	22
vs. Cincinnati 11/30/69	7
Last: vs. Cleveland 10/11/09	2
Last: vs. LA Chargers 9/16/18	0
Last: vs. LA Chargers 9/16/18	0
Last: at New England 12/24/17	0
Last: vs. LA Chargers 9/16/18	0
Last: vs. New Orleans 11/12/17	0
vs. Pittsburgh 9/25/88	22.0
Last: at NYJ 12/16/73	0

# BILLS BEST PLAYOFF PERFORMANCES



## SCORING

### MOST TOUCHDOWNS SCORED

- 3 Kenneth Davis 1/20/91 vs. L.A. Raiders  
Andre Reed 1/3/93 vs. Houston  
Thurman Thomas 1/23/94 vs. Kansas City

### MOST FIELD GOALS

- 5 Steve Christie 1/17/93 at Miami

### LONGEST FIELD GOAL

- 54 Steve Christie 1/30/94 vs. Dallas

## RUSHING

### MOST RUSHING ATTEMPTS

- 33 Thurman Thomas 1/23/94 vs. Kansas City

### MOST RUSHING YARDS

- 186 Thurman Thomas 1/23/94 vs. Kansas City

### MOST RUSHING TOUCHDOWNS

- 4 Kenneth Davis 1/20/91 vs. L.A. Raiders  
Thurman Thomas 1/23/94 vs. Kansas City

### LONGEST RUN FROM SCRIMMAGE

- 45 Joe Cribbs 12/27/81 at N.Y. Jets

## PASSING

### MOST PASS ATTEMPTS

- 58 Jim Kelly 1/26/92 vs. Washington

### MOST PASSES COMPLETED

- 31 Jim Kelly 1/30/94 vs. Dallas

### MOST PASSING YARDS

- 405 Jim Kelly 1/6/90 at Cleveland

### MOST TOUCHDOWN PASSES

- 4 Jim Kelly 1/6/90 at Cleveland  
Frank Reich 1/3/93 vs. Houston

### LONGEST PASS COMPLETION

- 93 Daryle Lamonica (to Elbert Dubenion)  
12/28/63 vs. Boston

## RECEIVING

### MOST RECEPTIONS

- 13 Thurman Thomas 1/6/90 at Cleveland

### MOST RECEIVING YARDS

- 240 Eric Moulds 1/2/99 at Miami (WC)

### MOST TOUCHDOWN RECEPTIONS

- 3 Andre Reed 1/3/93 vs. Houston (WC)

## INTERCEPTIONS

### MOST INTERCEPTIONS

- 2 Bill Simpson 12/27/81 at N.Y. Jets  
Darryl Talley 1/20/91 vs. L.A. Raiders  
Kirby Jackson 1/5/92 vs. Kansas City

### LONGEST INTERCEPTION RETURN

- 49 Rufus Bess 12/27/81 at N.Y. Jets (No TD)

## MISCELLANEOUS

### MOST PUNTS

- 8 Colton Schmidt 1/7/18 at Jacksonville  
Daryle Lamonica 12/28/63 vs. Boston  
Paul Maguire 1/1/67 vs. Kansas City  
Chris Mohr 1/12/92 vs. Denver  
Chris Mohr 1/8/00 at Tennessee

### LONGEST PUNT

- 64 Paul Maguire 12/26/64 vs. San Diego

### LONGEST KICKOFF RETURN

- 67 Steve Tasker 1/15/94 vs. L.A. Raiders

### LONGEST PUNT RETURN

- 74 George "Butch" Byrd 12/26/65 at San Diego

### LONGEST FUMBLE RETURN FOR TD

- 26 Charles Romes 12/27/81 at N.Y. Jets

# SINGLE-GAME TEAM PLAYOFF RECORDS



## SCORING

### MOST POINTS SCORED

51 1/20/91 vs. LA Raiders

### MOST POINTS ALLOWED

52 1/31/93 vs. Dallas

### MOST POINT, BOTH TEAMS

79 Buffalo 41, Houston 38  
(OT) 1/3/93

### FEWEST POINTS, BOTH TEAMS

13 Jacksonville 10, Bills 3  
1/7/18

### MOST DECISIVE VICTORY

48 Buffalo 51, L.A. Raiders 3  
1/20/91

### MOST DECISIVE LOSS

35 Dallas 52, Buffalo 17  
1/31/93

### LARGEST COMEBACK

32 Buffalo 41, Houston 38  
(OT) 1/3/93

## TOUCHDOWNS

### MOST SCORED

7 1/20/91 vs. L.A. Raiders

### MOST ALLOWED

7 1/31/93 vs. Dallas

### MOST SCORED BY RUSHING

4 1/20/91 vs. L.A. Raiders

### MOST ALLOWED BY RUSHING

3 12/22/74 at Pittsburgh  
1/3/82 at Cincinnati  
1/6/96 at Pittsburgh

### MOST SCORED BY PASSING

4 1/6/90 at Cleveland  
1/3/93 vs. Houston

### MOST ALLOWED BY PASSING

4 1/3/93 vs. Houston  
1/31/93 vs. Dallas

## KICKING

### MOST FIELD GOALS MADE

5 1/17/93 at Miami

### MOST FIELD GOALS ALLOWED

4 12/28/63 vs. Boston  
1/6/96 at Pittsburgh (AD)  
12/28/96 vs. Jacksonville

## TOTAL YARDS

### MOST YARDS GAINED

536 12/30/95 vs. Miami

### FEWEST YARDS GAINED

181 1/8/89 at Cincinnati

### MOST YARDS ALLOWED

502 12/30/95 vs. Miami

### FEWEST YARDS ALLOWED

194 1/8/00 at Tennessee

## FIRST DOWNS

### MOST, TOTAL

30 1/20/91 vs. L.A. Raiders  
1/23/94 vs. Kansas City

### MOST ALLOWED, TOTAL

29 12/22/74 at Pittsburgh

### FEWEST, TOTAL

9 1/1/67 vs. Kansas City

### FEWEST ALLOWED, TOTAL

12 12/26/65 at San Diego

### MOST BY RUSHING

18 12/30/95 vs. Miami

### MOST ALLOWED BY RUSHING

18 12/22/74 at Pittsburgh

### MOST BY PASSING

20 1/6/90 at Cleveland

### MOST ALLOWED BY PASSING

20 12/30/95 vs. Miami

### MOST BY PENALTY

4 1/7/18 at Jacksonville  
1/5/92 vs. Kansas City  
1/31/93 vs. Dallas  
1/15/94 vs. L.A. Raiders  
1/23/94 vs. Kansas City

### MOST ALLOWED BY PENALTY

5 1/2/99 at Miami

## RUSHING

### MOST ATTEMPTS

52 12/30/95 vs. Miami

### MOST ATTEMPTS ALLOWED

51 12/22/74 at Pittsburgh

### MOST YARDS GAINED

341 12/30/95 vs. Miami

### FEWEST YARDS GAINED

7 12/28/63 vs. Boston

### MOST YARDS ALLOWED

235 12/22/74 at Pittsburgh

### FEWEST YARDS ALLOWED

33 1/17/93 at Miami

# SINGLE-GAME TEAM PLAYOFF RECORDS



## PASSING

### MOST ATTEMPTS

59 1/26/92 vs. Washington

### FEWEST ATTEMPTS

20 12/26/64 vs. San Diego  
12/26/65 at San Diego

### MOST ATTEMPTS ALLOWED

66 12/30/95 vs. Miami

### FEWEST ATTEMPTS ALLOWED

20 1/8/89 at Cincinnati  
1/15/94 vs. L.A. Raiders

### MOST COMPLETIONS

38 at Miami 10/9/83  
at Denver 12/7/14

### FEWEST COMPLETIONS

9 12/26/65 at San Diego

### MOST COMPLETIONS ALLOWED

36 1/3/93 vs. Houston

### FEWEST COMPLETIONS ALLOWED

11 1/8/89 at Cincinnati

### MOST YARDS GAINED

404 1/6/90 at Cleveland

### FEWEST YARDS GAINED

97 1/8/00 at Tennessee

### MOST YARDS ALLOWED

432 12/30/95 vs. Miami

### FEWEST YARDS ALLOWED

55 1/8/00 at Tennessee

## PENALTIES

### MOST PENALTIES

10 1/8/00 at Tennessee

### FEWEST PENALTIES

1 1/30/94 vs. Dallas

### MOST PENALTIES BY OPPONENT

10 1/5/92 vs. Kansas City

### FEWEST PENALTIES BY OPPONENT

2 12/22/74 at Pittsburgh  
1/20/91 vs. L.A. Raiders  
1/9/93 at Pittsburgh  
1/8/00 at Tennessee

### MOST YARDS PENALIZED

100 12/28/63 vs. Boston

### FEWEST YARDS PENALIZED

0 1/23/94 vs. Kansas City  
1/30/94 vs. Dallas

### MOST YARDS PENALIZED,

### OPPONENT

82 1/26/92 vs. Washington

### FEWEST YARDS PENALIZED,

### OPPONENT

10 12/22/74 at Pittsburgh

## FUMBLES

### MOST LOST

5 1/31/93 vs. Dallas

### MOST RECOVERED

3 1/17/93 at Miami

## INTERCEPTIONS

### MOST THROWN

4 12/28/63 vs. Boston  
12/27/81 at N.Y. Jets  
1/26/92 vs. Washington  
1/31/93 vs. Dallas

### MOST INTERCEPTED

6 1/20/91 vs. L.A. Raiders

## TOTAL TURNOVERS

### MOST COMMITTED

9 1/31/93 vs. Dallas  
(5 fumbles, 4 interceptions)

### MOST FORCED BY DEFENSE

7 1/20/91 vs. L.A. Raiders  
(1 fumble, 6 interceptions)

## SACKS

### MOST SACKS MADE

9 1/1/67 vs. Kansas City

### MOST SACKS ALLOWED

6 1/8/00 at Tennessee

## RETURNS

### MOST PUNT RETURNS

5 1/7/18 at Jacksonville  
1/1/67 vs. Kansas City  
1/23/94 vs. Kansas City  
12/28/96 vs. Jacksonville

### MOST PUNT RETURN YARDS

87 12/26/65 at San Diego

### MOST KICK RETURNS

8 1/6/96 at Pittsburgh

### MOST KICK RETURN YARDS

172 12/28/96 vs. Jacksonville

# 1960 SEASON STATISTICS

5-8-1 | 3RD IN AFL EAST | HEAD COACH BUSTER RAMSEY



Date	W/L	Score	Opponent	Attendance
9/11	L	3-27	at NY Titans	10,200
9/18	L	21-27	Denver	15,229
9/23	W	13-0	at Boston	20,732
10/2	L	10-24	LA Chargers	15,821
10/16	L	13-17	NY Titans	14,988
10/23	W	38-9	Oakland	8,876
10/30	W	25-24	Houston	23,001
11/6	L	28-45	Dallas	19,610
11/13	L	7-20	at Oakland	8,800
11/20	W	32-3	at LA Chargers	16,161
11/27	T	38-38	at Denver	7,785
12/4	W	38-14	Boston	14,335
12/11	L	23-31	at Houston	25,243
12/18	L	7-24	at Dallas	18,000

	BUF	OPP
<b>TOTAL FIRST DOWNS</b>	211	225
Rushing	77	103
Passing	109	109
Penalty	25	13
3rd Down: Made/Att	—	—
3rd Down Pct.	—	—
4th Down: Made/Att	—	—
4th Down: Pct.	—	—

<b>POSSESSION AVG.</b>	—	—
<b>TOTAL NET YARDS</b>	3900	3854
Avg. per Game	278.6	275.3
Total Plays	909	903
Avg. per Play	4.3	4.3

<b>NET YARDS RUSHING</b>	1544	1724
Avg. per Game	110.3	123.8
Total Rushes	417	438

<b>NET YARDS PASSING</b>	2356	2130
Avg. per Game	168.3	152.1
Sacked/Yards Lost	45/333	36/331
Gross Yards	2689	2461
Att./Completions	447/184	429/185
Completion Pct.	41.2	43.1
Had Intercepted	29	33

<b>PUNTS/AVERAGE</b>	89/39.0	77/37.6
----------------------	---------	---------

<b>NET PUNTING AVG.</b>	35.9	34.7
-------------------------	------	------

<b>PENALTIES/YARDS</b>	57/615	62/608
------------------------	--------	--------

<b>FUMBLES/BALL LOST</b>	30/15	27/16
--------------------------	-------	-------

<b>TOUCHDOWNS</b>	38	37
Rushing	15	15
Passing	19	19
Returns	4	3

<b>SCORE BY PERIOD</b>	Q1	Q2	Q3	Q4	OT	PTS
BILLS	61	98	56	81	0	296
OPP	59	73	83	88	0	303

<b>SCORING</b>	TD	Ru	Pa	Rt	K-PAT	FG	S	Pts
Carlton	11	7	4	0	0/0	0/0	0	66
Dubention	6	8	1	7	0	0/0	0/0	48
Atkins	0	0	0	0	27/33	6/13	0	45
Chamberlain	4	0	4	0	0/0	0/0	0	24
Lucas	3	2	1	0	0/0	0/0	0	18

Yoho	1	0	0	1	0/0	2/5	0	12
Green	2	2	0	0	0/0	0/0	0	12
Hergert	1	0	0	1	0/0	2/4	0	12
O'Connell	1	1	0	0	*1	0/1	0	8
Harper	0	0	0	0	1/2	2/3	0	7
Fowler	1	1	0	0	0/0	0/0	0	6
Matsos	1	0	0	1	0/0	0/0	0	6
Kulbacki	1	1	0	0	0/0	0/0	0	6
Crockett	1	0	1	0	0/0	0/0	0	6
Brubaker	1	0	1	0	0/0	0/0	0	6
Wagstaff	1	0	1	0	0/0	0/0	0	6
Smith	1	0	0	0	0/0	0	6	
Brodhead	0	0	0	0	*1	0/0	0	2
BILLS	38	15	19	4	28/35	12/26	296	
OPP	37	15	19	3	37/37	14/27	303	

\*2-Pt. Conversions: BILLS 2-3, OPPONENTS 0-0

**SACKS:** Torczon 5.0, McMurtry 3.0, Remmert 3.0, Yoho 2.0, Scott 1.0, Sorey 1.0, Others 21.0  
**BILLS:** 36.0  
**OPPONENTS:** 46.0

<b>RUSHING</b>	No.	Yds	Avg	Long	TD
Carlton	137	533	3.9	54t	7
Fowler	93	370	4.0	61	1
Lucas	38	138	2.0	16	2
Kulbacki	41	108	2.6	11	1
Brodhead	15	100	6.6	19	0
Dubention	16	94	5.9	66t	1
Smith	19	61	3.2	13	0
Atkins	2	47	23.5	36	0
Ford	18	40	2.2	7	0
Green	21	29	1.4	11	2
O'Connell	16	21	1.3	12	1
Harper	1	3	3.0	3	0
BILLS	417	1544	3.7	66t	15
OPP	438	1724	2.9	—	15

<b>RECEIVING</b>	No.	Yds	Avg	Long	TD
Rychlec	45	590	13.1	36	0
Dubention	42	752	17.9	76t	7
Carlton	29	477	16.4	70t	4
Chamberlain	17	279	16.4	49t	4
Crockett	14	173	12.4	41t	1
Fowler	10	99	9.9	28	0
Smith	7	127	18.1	58t	1
Brubaker	7	75	10.7	17	1
Lucas	5	58	11.6	17t	1
Hoisington	4	45	11.3	13	0
Kulbacki	2	9	4.5	7	0
Ford	1	5	5.0	5	0
Green	1	0	0.0	0	0
BILLS	184	2689	14.6	76t	19
OPP	185	2462	13.3	—	19

<b>INTERCEPTIONS</b>	No.	Yds	Avg	Long	TD
Matsos	8	142	17.8	34	1
Wagstaff	6	93	15.5	40t	1
Atkins	5	23	4.6	12	0
Kinard	4	29	7.3	19	0
McCabe	4	0	0.0	0	0
Johnson	2	1	0.5	1	0
Hergert	1	29	29.0	29t	1
Schaffer	1	19	19.0	19	0
Yoho	1	15	15.0	15t	1
Buzynski	1	5	5.0	5	0
BILLS	33	356	10.8	40t	4
OPP	29	422	14.6	65	2

<b>PUNTING</b>	No	Yds	Avg	Net	TB	In	Lg	B
Atkins	89	3468	39.0	35.9	2	15	58	0
BILLS	89	3468	39.0	35.9	2	15	58	0
OPP	77	2896	37.6	34.7	2	19	66	0

<b>PUNT RETURNS</b>	Ret	FC	Yds	Avg	Long	TD
Kulbacki	12	14	100	8.3	33	0
Wegert	4	0	25	6.3	11	0
Lucas	4	7	3	0.8	2	0
Kinard	2	1	24	12.0	—	0
Dubention	2	1	6	3.0	6	0
Matsos	1	0	20	20.0	20	0
Crockett	1	1	5	5.0	5	0
Lewis	1	0	2	2.0	2	0
Johnson	0	1	0	—	—	0
BILLS	27	25	185	6.9	33	0
OPP	33	12	232	7.0	—	0

<b>KICKOFF RETURNS</b>	No.	Yds	Avg	Long	TD
Kulbacki	13	226	17.4	24	0
Fowler	12	201	16.8	35	0
Ford	5	106	21.2	34	0
Wegert	4	109	27.3	31	0
Lewis	4	97	24.3	28	0
Dubention	4	68	17.0	23	0
Smith	2	72	36.0	55	0
Kinard	1	39	39.0	39	0
Chamberlain	1	24	24.0	24	0
Rychlec	1	3	3.0	3	0
BILLS	47	945	20.1	55	0
OPP	55	1402	25.5	—	0

<b>FIELD GOALS</b>	1-19	20-29	30-39	40-49	50+		
Atkins	3-3	1-2	1-6	1-2	0-0		
Harper	0-0	0-0	2-3	0-0	0-0		
Hergert	0-0	1-1	1-2	0-0	0-0		
Yoho	0-0	0-1	0-0	2-4	0-0		
O'Connell	0-0	0-1	0-0	0-0	0-0		
BILLS	3-3	2-5	4-10	3-6	0-0		
OPP	4-4	3-7	2-6	3-9	2-4		
Atkins	[38N]	[34N]	[22G,37B,37N,45G,15G]	[44B]	[31N]		
Harper	[16G,13G,30G]	[27N]	Harper	[35G]	[34B]	[35G]	
Hergert	[26G,44N]	[33N,36G]	Yoho	[47B]	[45G]	[48G]	[44N,23B]
O'Connell	[25B]						
OPPONENTS:	[29N,16G,28G,25N,41N]	[31G,27G]					
[50N]	[16G]	[43G]	[35N]	[50G]	[42N,40G,53N,35N,25N]		
[29G,40G]	[31G]	[20N,19G]	[43N,27N]	[53G]			
[45N,12G,46N]							

## USUAL STARTERS

### OFFENSE

LE	81	Tom Rychlec
LT	74	Harold Olson
LG	60	Phil Blazer
C	52	Dan McGrew
RG	77	Don Chelf
RT	75	Bob Seacock
RE	80	Monte Crockett
FB	30	Wray Carlton
LH	11	Richie Lucas
RH	44	Elbert Dubention
QB	18	John Green

### DEFENSE

LE	71	Mack Yoho
LT	73	Chuck McMurtry
RT	79	Jim Sorey
RE	87	LaVerne Torczon
LLB	57	Jack Laraway
MLB	56	Archie Matsos
RLB	55	Bernie Buzynski
LCB	45	Richie McCabe
RCB	20	Bill Atkins
LS	22	Jim Wagstaff
RS	24	Billy Kinard

<b>PASSING</b>	Att	Cmp	Yds	Cmp%	Yds/Att	TD	TD%	Int	Int%	Long	Sack/Lost	Rating
Green	228	89	1267	39.0	5.56	10	4.4	10	4.4	70t	25/187	54.1
O'Connell	145	65	1033	44.8	7.12	7	4.8	13	9.0	76t	7/45	47.9
Lucas	49	23	314	46.9	6.41	2	4.1	3	6.1	36t	8/48	56.0
Brodhead	25	7	75	28.0	3.00	0	0.0	3	12.0	18	6/59	0.0
BILLS	447	184	2689	41.2	6.02	19	.3	29	6.5	76t	45/333	48.6
OPPONENTS	429	185	2461	43.1	5.74	19	4.4	33	7.7	—	36/331	44.6



# 1961 SEASON STATISTICS

6-8 | 4TH IN AFL EAST | HEAD COACH BUSTER RAMSEY



Date	W/L Score	Opponent	Attendance
9/10	L 10-22	Denver	16,636
9/17	W 41-31	NY Titans	15,584
9/23	L 21-23	Boston	21,504
9/30	L 11-19	San Diego	20,742
10/8	W 22-12	at Houston	22,761
10/15	W 27-24	Dallas	20,678
10/22	L 21-52	at Boston	9,398
10/29	L 16-28	Houston	21,237
11/5	L 22-31	Oakland	17,027
11/12	W 30-20	at Dallas	15,000
11/19	W 23-10	at Denver	7,645
11/23	L 14-21	at NY Titans	12,023
12/3	W 26-21	at Oakland	8,011
12/10	L 10-28	at San Diego	24,486

	BUF	OPP
<b>TOTAL FIRST DOWNS</b>	243	200
Rushing	92	61
Passing	128	124
Penalty	23	15
3rd Down: Made/Att	—	—
3rd Down Pct.	—	—
4th Down: Made/Att	—	—
4th Down: Pct.	—	—

**POSSESSION AVG.** — —

	3950	4264
<b>TOTAL NET YARDS</b>		
Avg per Game	282.1	304.6
Total Plays	940	815
Avg per Play	4.2	5.2

	1606	1377
<b>NET YARDS RUSHING</b>		
Avg per Game	114.7	98.4
Total Rushes	438	349

	2344	2887
<b>NET YARDS PASSING</b>		
Avg per Game	167.4	206.2
Sacked/Yards Lost	63/442	36/350
Gross Yards	2786	3237
Att./Completions	439/194	430/206
Completion Pct.	44.2	47.9
Had Intercepted	25	29

**PUNTS/AVERAGE** 85/44.5 75/38.7

**NET PUNTING AVG.** 39.0 35.6

**PENALTIES/YARDS** 65/549 76/693

**FUMBLES/BALL LOST** 32/17 20/15

	38	43
<b>TOUCHDOWNS</b>		
Rushing	18	9
Passing	15	28
Returns	5	6

SCORE BY PERIOD	Q1	Q2	Q3	Q4	PTS
BILLS	51	87	38	118	294
OPP	98	98	88	58	342

SCORING	TD	Ru	Pa	Rt	K-PAT	FG	S	Pts
Carlton	11	7	4	0	0/0	0/0	0	66
Dubenion	8	2	6	0	0/0	0/0	0	48
Atkins	1	1	0	2	9/31	2/6	0	41
Carlton	4	4	0	0	0/0	0/0	0	24
Reynolds	4	4	0	0	0/0	0/0	0	24
Baker	3	3	0	0	0/0	0/0	0	18
Bass	3	0	3	0	0/0	0/0	0	18

Bohling	3	2	1	0	0/0	0/0	0	18
Hergert	0	0	0	0	0/0	6/14	0	18
Richards	3	0	3	0	0/0	0/0	0	18
Brown	2	1	0	1	0/0	0/0	0	12
Lucas	1	0	0	1	*3	0/0	0	12
Rychlec	2	0	2	0	0/0	0/0	0	12
Barber	1	0	0	1	0/0	0/0	0	6
Green	1	1	0	0	0/0	0/0	0	6
McDonald	1	0	0	1	0/0	0/0	0	6
Muehlhaupt	1	0	0	1	0/0	0/0	0	6
Shockley	0	0	0	0	0/0	1/2	0	3
Rabb	0	0	0	0	*1	0/0	0	2
Team	0	0	0	0	0/0	0/0	1	2
Yoho	0	0	0	0	0/0	0/4	0	0
BILLS	38	18	15	5	29/31	9/26	1	294
OPP	43	9	28	6	41/42	13/31	3	342

\*2-Pt. Conversions: BILLS 4-7, OPPONENTS 1-1

**SACKS:** Torczon 8.0, Yoho 6.0, Day 4.5, Barber 2.5, Felton 2.0, Hergert 2.0, Lettner 1.0, McMurtry 2.0, Matsos 1.0, Sorey 1.0, Others 6.0  
BILLS: 36.0, OPPONENTS: 63.0

RUSHING	No.	Yds	Avg	Long	TD
Baker	152	498	3.3	35	3
Carlton	101	311	3.1	27	4
Brown	53	192	3.6	13	1
Dubenion	17	173	10.2	72†	2
Reynolds	30	142	4.7	20	4
Bohling	42	134	3.2	18	2
Atkins	2	87	43.5	56†	1
Rabb	13	47	3.6	19	0
Lucas	10	15	1.5	9	0
Green	14	15	1.1	14	1
Bass	2	8	4.0	16	0
Fowler	1	2	2.0	2	0
Rychlec	1	-18	-18.0	-18	0
BILLS	438	1606	3.7	72†	18
OPP	349	1377	3.9	—	9

RECEIVING	No.	Yds	Avg	Long	TD
Bass	50	765	15.3	76†	3
Rychlec	33	405	12.3	27	2
Dubenion	31	461	14.9	61†	6
Crockett	20	325	16.3	51	0
Richards	19	285	15.0	43†	3
Carlton	17	193	11.4	22	0
Bohling	10	183	18.3	41	1
Baker	6	73	12.2	29	0
Lucas	6	69	11.5	19	0
Chamberlain	1	16	16.0	16	0
Brown	1	11	11.0	11	0
BILLS	194	2786	14.4	76†	15
OPP	206	3237	15.7	—	28

INTERCEPTIONS	No.	Yds	Avg	Long	TD
Atkins	10	158	15.8	29	0
Barber	3	30	10.0	21†	1
Wagstaff	3	25	8.3	19	0
Valdez	2	54	27.0	50	0
Felton	2	15	7.5	15	0
Matsos	2	12	6.0	12	0
Crotty	2	0	0.0	0	0
Lucas	2	0	0.0	0	0
McCabe	1	17	17.0	17	0
Hergert	1	0	0.0	0	0
Yoho	1	0	0.0	0	0
BILLS	29	311	10.7	50	1
OPP	25	398	15.9	—	4

PUNTING	No.	Yds	Avg	Net	TB	In	Lg	B
Atkins	85	3783	44.5	—	9	14	69	1
BILLS	85	3783	44.5	39.0	9	14	69	1
OPP	75	2897	38.7	35.6	2	17	63	0

PUNT RETURNS	Ret	FC	Yds	Avg	Long	TD
Bass	8	17	75	9.4	32	0
Atkins	2	2	30	15.0	15	0
Brown	2	3	14	7.0	11	0
Wagstaff	1	0	35	35.0	35	0
Valdez	1	0	30	30.0	30	0
Dubenion	1	0	3	3.0	3	0
Bohling	4	10	0	0.0	0	0
Richards	0	2	0	0.0	0	0
BILLS	19	34	187	9.8	35	0
OPP	45	9	291	6.5	57†	1

KICKOFF RETURNS	No.	Yds	Avg	Long	TD
Dubenion	16	329	20.6	33	0
Baker	12	281	23.4	36	0
Bohling	10	246	24.6	44	0
Lucas	7	126	18.0	23	0
Brown	2	105	52.5	93†	1
Carlton	4	60	15.0	23	0
Shockley	2	38	19.0	19	0
Rice	2	13	6.5	13	0
Richards	1	10	10.0	10	0
Crockett	1	0	0.0	0	0
BILLS	57	1208	21.2	93†	1
OPP	54	1112	20.6	88†	1

FIELD GOALS	1-19	20-29	30-39	40-49	50+
Atkins	0-0	0-1	2-5	0-0	0-0
Hergert	2-2	1-4	2-5	1-3	0-0
Shockley	0-0	1-1	0-0	0-1	0-0
Yoho	0-0	0-0	0-0	0-4	0-0
BILLS	2-3	2-6	4-10	1-7	0-0
OPP	6-6	1-4	3-5	2-13	1-1

Atkins: (37G, 32N)(39G, 37B, 36N, 29N) Hergert: (12G, 28G)(28N, 16G, 46N, 40N, 33N)(32G, 45G)(37G, 34B, 22N, 20N)(38N) Shockley: (46N)(20G)Yoho: (45N, 49N)(43N, 43N)  
OPPONENTS: ((16G, 42N, 31N)(36G, 35G, 27N, 46G)(38G, 11G)(41N, 48N, 14G, 46N, 54N)(18G, 49N)(12G)(24N, 45N)(47N, 48G)(22G, 44N, 49B, 51G)(13G)(37N, 24N)(42N, 44N)(27N)

## USUAL STARTERS

OFFENSE		
LE	88	Glenn Bass
LT	75	Ken Rice
LG	66	Billy Shaw
C	50	Al Bemiller
RG	70	Ed Muehlhaupt
RT	74	Harold Olson
RE	81	Tom Rychlec
FB	33	Art Baker
LH	30	Wray Carlton
RH	44	Elbert Dubenion
QB	14	M.C. Reynolds

## DEFENSE

LE	71	Mack Yoho
LT	73	Chuck McMurtry
RT	79	Jim Sorey
RE	87	LaVerne Torczon
LLB	54	Joe Hergert
MLB	56	Archie Matsos
RLB	64	Stew Barber
LCB	25	Vernon Valdez
RCB	45	Richie McCabe
LS	22	Jim Wagstaff
RS	20	Bill Atkins

PASSING	Att	Cmp	Yds	Cmp%	Yds/Att	TD	TD%	Int	Int%	Long	Sack/Lost	Rating
Reynolds	181	83	1004	45.9	5.55	2	1.1	13	7.2	52	24/169	37.2
Green	126	56	903	44.4	7.17	6	4.8	5	4.0	61†	23/159	68.3
Rabb	74	34	586	45.9	7.92	5	6.8	2	2.7	76†	10/64	84.6
Lucas	50	20	282	40.0	5.64	2	4.0	4	8.0	45†	5/41	38.9
O'Connell	5	1	11	20.0	2.20	0	0.0	1	20.0	1/9	—	—
Carlton	2	0	0	0.0	0.00	0	0.0	0	0.0	0	0/0	39.6
Bohling	1	0	0	0.0	0.00	0	0.0	0	0.0	0	0/0	39.6
BILLS	439	194	2786	44.2	6.35	15	3.4	25	5.7	76†	63/442	53.0
OPPONENTS	430	206	3237	47.9	7.53	28	6.5	29	6.7	85†	36/350	67.0

# 1962 SEASON STATISTICS

7-6-1 | 3RD IN AFL EAST | HEAD COACH LOU SABAN



Date	W/L Score	Opponent	Attendance
9/9	L 23-28	Houston	31,236
9/15	L 20-23	Denver	30,577
9/22	L 6-17	NY Titans	24,024
9/30	L 21-41	at Dallas	25,500
10/7	L 14-17	at Houston	26,350
10/13	W 35-10	San Diego	20,074
10/20	W 14-6	Oakland	21,037
10/28	W 45-38	at Denver	26,051
11/3	T 28-28	Boston	33,247
11/11	W 40-20	at San Diego	22,204
11/18	W 10-6	at Oakland	11,700
11/23	L 10-21	at Boston	20,021
12/2	W 23-14	Dallas	35,261
12/8	W 20-3	at NY Titans	16,453

	BUF	OPP
<b>TOTAL FIRST DOWNS</b>	238	229
Rushing	119	89
Passing	96	129
Penalty	23	11
3rd Down: Made/Att	—	—
3rd Down Pct.	—	—
4th Down: Made/Att	—	—
4th Down: Pct.	—	—

<b>POSSESSION AVG.</b>	—	—
------------------------	---	---

<b>TOTAL NET YARDS</b>	4464	4429
Avg per Game	318.9	316.3
Total Plays	875	845
Avg per Play	5.1	5.2

<b>NET YARDS RUSHING</b>	2485	1687
Avg per Game	177.1	120.5
Total Rushes	501	373

<b>NET YARDS PASSING</b>	1984	2742
Avg per Game	141.7	195.9
Sacked/Yards Lost	23/197	32/254
Gross Yards	2181	2996
Att./Completions	351/150	440/215
Completion Pct.	42.7	48.9
Had Intercepted	26	36

<b>PUNTS/AVERAGE</b>	76/38.8	70/38.1
----------------------	---------	---------

<b>NET PUNTING AVG.</b>	36.5	35.4
-------------------------	------	------

<b>PENALTIES/YARDS</b>	74/797	80/786
------------------------	--------	--------

<b>FUMBLES/BALL LOST</b>	27/12	26/14
--------------------------	-------	-------

<b>TOUCHDOWNS</b>	41	35
Rushing	20	10
Passing	15	24
Returns	6	1

<b>SCORE BY PERIOD</b>	Q1	Q2	Q3	Q4	PTS
BILLS	77	94	60	78	309
OPP	64	52	73	83	272

<b>SCORING</b>	TD	Ru	Pa	Rt	K-PAT	FG	S	Pts
Gilchrist	15	13	2	0	14/17	8-20	0	128
Dubention	6	0	5	1	0/0	0/0	0	36
Bass	4	0	4	0	0/0	0/0	0	24
Yoho	0	0	0	0	2-22	1-3	0	23

Rabb	3	3	0	0	1*	0/0	0	20
Carlton	2	2	0	0	0/0	0/0	0	12
Charon	2	0	2	0	0/0	0/0	0	12
Crow	2	1	1	0	0/0	0/0	0	12
Warlick	2	0	2	0	0/0	0/0	0	12
Baker	1	0	0	1	0/0	0/0	0	6
Kemp	1	1	0	0	0/0	0/0	0	6
Sestak	1	0	0	1	0/0	0/0	0	6
Moore	1	0	0	1	0/0	0/0	0	6
Rychlec	1	0	1	0	0/0	0/0	0	6
Felton	0	0	0	0	0-1	0/0	0	6
BILLS	41	20	15	6	34/40	9/23	0	315
OPP	35	10	24	1	30/33	10/20	0	272

\*2-Pt. Conversions: BILLS 1-1, OPPONENTS 1-2

**SACKS:** Yoho 5.5, Sestak 4.5, Youngelman 3.0, Charon 2.0, Matuszak 2.0, Cannavino 1.0, Matsos 1.0, Moore 1.0, Sorey 1.0, Stratton 1.0, Torczon 1.0, Tracey 1.0, Others 5.0.  
**BILLS:** 29.0  
**OPPONENTS:** 32.0

<b>RUSHING</b>	No.	Yds	Avg	Long	TD
Gilchrist	214	1,096	5.1	44	13
Crow	110	589	5.4	52	1
Calton	94	530	5.6	51	2
Rabb	37	77	2.1	14	3
Dorow	15	57	3.8	15	0
Kemp	12	56	4.7	28	1
Dubention	7	40	5.7	43	0
Jones	4	17	4.3	11	0
Baker	2	9	4.5	7	0
Wheeler	3	7	2.3	7	0
Henley	3	2	0.7	4	0
BILLS	501	2480	5.0	52	20
OPP	373	1687	4.5	0	10

<b>RECEIVING</b>	No.	Yds	Avg	Long	TD
Warlick	35	482	13.8	25	2
Dubention	33	571	17.3	75t	5
Bass	32	555	17.3	76t	4
Gilchrist	24	319	13.3	76	2
Crow	8	80	10.0	25	1
Carlton	7	54	7.7	25	0
Rychlec	6	66	11.0	18	1
Baker	3	12	4.0	9	0
Tracey	1	28	28.0	28	0
Crockett	1	14	14.0	14	0
BILLS	150	2181	14.5	76t	15
OPP	215	2996	13.9	96t	24

<b>INTERCEPTIONS</b>	No.	Yds	Avg	Long	TD
Charon	7	131	18.7	51	1
Edgerson	6	111	18.5	40	0
Stratton	6	99	16.5	42	0
Matuszak	6	46	7.7	25	0
Abruzzese	3	44	14.7	26	0
West	3	24	8.0	24	0
Tasef	2	21	10.5	17	0
Cannavino	1	19	19.0	19	0
Sestak	1	6	6.0	6	1
Moore	1	3	3.0	3	1
Felton	0	1	—	1	0
BILLS	36	505	14.0	51	3
OPP	26	299	11.5	55	0

<b>PUNTING</b>	No.	Yds	Avg	Net	TB	In	Lg	B
Crow	76	2946	38.8	35.1	4	21	59	1
BILLS	76	2946	38.8	35.1	4	21	59	1
OPP	70	2665	38.1	34.3	5	17	64	3

<b>PUNT RETURNS</b>	Ret	FC	Yds	Avg	Long	TD
West	15	3	124	8.3	45	0
Abruzzese	3	4	17	5.7	10	0
Tasef	4	0	18	4.5	7	0
Sestak	2	0	6	3.0	6	0
Rychlec	1	0	24	24.0	24	0
Cannavino	1	1	3	3.0	3	0
Edgerson	1	1	1	1.0	1	0
Charon	0	0	3	—	3	0
Jones	0	2	0	—	—	0
Team	0	1	0	—	—	0
BILLS	27	12	196	7.3	45	0
OPP	33	—	202	6.1	47	0

<b>KICKOFF RETURNS</b>	No.	Yds	Avg	Long	TD
Dubention	7	231	33.0	93t	1
Baker	7	220	31.4	100t	0
Gilchrist	7	150	21.4	34	0
Jones	14	287	20.5	27	0
Abruzzese	10	194	19.4	39	0
Henley	5	90	18.0	27	0
Flint	1	4	4.0	4	0
DeLuca	1	0	—	0	0
BILLS	52	176	22.6	100t	2
OPP	56	1177	21.0	95t	1

<b>FIELD GOALS</b>	1-19	20-29	30-39	40-49	50+
Gilchrist	2-4	2-5	2-3	2-8	0-0
Yoho	0-0	0-0	1-3	0-0	0-0
BILLS	2-4	2-5	3-6	2-8	0-0
OPP	2-2	4-7	3-7	1-3	0-1

Gilchrist: (40G,44N)(33N,48N)(46N)(11)(46N,33G)(14N,46N)(18G,12G)(41N,11N,21G,21N)(27N,37G,26N)(42G,27G)  
 Yoho: (11)(1)(35N)(33N)(11)(36G)(11)  
 OPPONENTS:(29N,45N,48N)(29G,37G,10G)(35G)(32N,32N)(16G,37N)(27G)(22N)(20G)(38N)(49G,36G,50N)(25N)(23G)

### USUAL STARTERS

OFFENSE	
LE	88 Glenn Bass
LT	77 Stew Barber
LG	66 Billy Shaw
C	50 Al Bemiller
RG	60 Tom Day
RT	74 Harold Olson
RE	84 Ernie Warlick
FB	34 Cookie Gilchrist
LH	30 Wray Carlton
RH	44 Elbert Dubention
QB	17 Warren Rabb

DEFENSE	
LE	82 Mack Yoho
LT	76 Sid Youngelman
RT	70 Tom Sestak
RE	75 Nate Borden
LLB	55 Marv Matuszak
MLB	56 Archie Matsos
RLB	58 Mike Stratton
LCB	47 Willie West
RCB	24 Booker Edgerson
LS	23 Carl Tasef
RS	43 Carl Charon

<b>PASSING</b>	Att	Cmp	Yds	Cmp%	Yds/Att	TD	TD%	Int	Int%	Long	Sack/Lost	Rating
Rabb	177	67	1196	37.9	6.8	10	5.6	14	7.9	79t	—	65.4
Kemp	94	51	636	54.3	6.8	3	3.2	4	4.3	49	—	68.4
Dorow	75	30	333	40.0	4.4	2	2.7	7	9.3	34	—	23.9
Crow	4	2	16	50.0	4.0	0	0.0	1	25.0	10	—	20.8
Tasef	1	0	0	0.0	0.0	0	0.0	0	0.0	—	—	39.6
BILLS	351	150	2181	42.7	6.2	15	4.3	26	7.4	76t	23/197	47.0
OPPONENTS	440	215	2996	48.9	6.8	24	5.5	36	8.2	96t	32/254	55.3

# 1963 SEASON STATISTICS

7-6-1 | T-1ST IN AFL EAST | HEAD COACH LOU SABAN



Date	W/L Score	Opponent	Attendance
9/8	L 10-14	at San Diego	22,344
9/15	L 17-35	at Oakland	17,568
9/22	T 27-27	Kansas City	33,487
9/28	L 20-31	Houston	32,340
10/5	W 12-0	Oakland	24,486
10/13	W 35-26	at Kansas City	25,519
10/20	L 14-28	at Houston	23,948
10/26	W 28-21	Boston	27,243
11/3	W 30-28	at Denver	19,424
11/9	W 27-17	Denver	30,989
11/17	L 13-23	San Diego	38,592
12/1	L 7-17	at Boston	16,981
12/8	W 45-14	NY Jets	20,222
12/14	W 19-10	at NY Jets	6,526

## AFL DIVISIONAL PLAYOFF GAME

12/28	L 8-26	Boston	33,044
-------	--------	--------	--------

	BUF	OPP
<b>TOTAL FIRST DOWNS</b>	272	224
Rushing	107	63
Passing	147	147
Penalty	18	14
3rd Down: Made/Att	—	—
3rd Down Pct.	—	—
4th Down: Made/Att	—	—
4th Down: Pct.	—	—

	—	—
<b>POSSESSION AVG.</b>	—	—
<b>TOTAL NET YARDS</b>	4927	4073
Avg. Per Game	349.6	264.4
Total Plays	912	789
Avg. Per Play	5.4	4.7

	1851	1217
<b>NET YARDS RUSHING</b>	1851	1217
Avg. Per Game	131.3	86.9
Total Rushes	455	—

	3057	2856
<b>NET YARDS PASSING</b>	3057	2856
Avg. Per Game	218.4	177.4
Sacked/Yards Lost	36/325	38/372
Gross Yards	3382	3228
Att./Completions	457/228	472/218
Completion Pct.	49.7	46.2
Had Intercepted	24	21

<b>PUNTS/AVERAGE</b>	62/40.5	80/40.1
----------------------	---------	---------

<b>NET PUNTING AVG.</b>	36.5	35.4
-------------------------	------	------

<b>PENALTIES/YARDS</b>	63/532	55/507
------------------------	--------	--------

<b>FUMBLES/BALL LOST</b>	25/16	19/12
--------------------------	-------	-------

	39	37
<b>TOUCHDOWNS</b>	39	37
Rushing	21	12
Passing	16	24
Returns	2	1

	Q1	Q2	Q3	Q4	PTS
<b>SCORE BY PERIOD</b>	Q1	Q2	Q3	Q4	PTS
BILLS	60	88	83	73	304
OPP	58	86	74	73	291

	TD	Ru	Pa	Rt	K-PAT	FG	S	Pts
<b>SCORING</b>	TD	Ru	Pa	Rt	K-PAT	FG	S	Pts
Gilchrist	14	12	2	0	0/0	0/0	0	84
Yoho	0	0	0	0	32/36	10/23	1	64

Kemp	8	8	0	0	0/0	0/0	0	48
Dubention	4	0	4	0	0/0	0/0	0	24
Ferguson	3	0	3	0	0/0	0/0	0	18
Miller	3	0	3	0	0/0	0/0	0	18
Bass	1	0	1	0	0/0	0/0	0	6
Brown	1	1	0	0	0/0	0/0	0	6
Charon	1	0	1	0	0/0	0/0	0	6
Kochman	1	0	1	0	0/0	0/0	0	6
Rutkowski	1	0	1	0	0/0	0/0	0	6
Warlick	1	0	1	0	0/0	0/0	0	6
Stratton	1	0	0	1	0/0	0/0	0	6
Lamonica	0	0	0	0	*1	0/0	0	2
Tracey	0	0	0	0	*1	0/0	0	2
Jacobs	0	0	0	0	0/0	0/0	1	2
BILLS	39	21	16	2	32/36	10/23	2	304
OPP	37	12	24	1	31/31	10/25	2	291

2-Pt. Conversions : BILLS 2-3, OPPONENTS 1-2

**SACKS:** Sestak 7.5, Jacobs 5.0, Yoho 5.4, Youngelman 4.0, Tracey 3.0, Stratton 2.5, Dunaway 2.0, Saimes 1.0, Matuszak 0.5, Others 7.0  
**BILLS :** 38.0  
**OPPONENTS :** 33.0

	No.	Yds	Avg	Long	TD
<b>RUSHING</b>	No.	Yds	Avg	Long	TD
Gilchrist	232	979	4.4	32	12
Kochman	47	232	4.9	48	0
Kemp	50	239	4.3	26	8
Rutkowski	48	144	3.0	45	0
Carlton	29	125	4.3	19	0
Bass	14	59	4.2	9	0
Saimes	12	41	3.4	7	0
Brown	6	18	3.0	8	1
Lamonica	9	8	0.9	7	0
Crow	6	6	1.0	7	0
BILLS	453	1851	4.0	48	21
OPP	453	1851	4.0	48	21

	No.	Yds	Avg	Long	TD
<b>RECEIVING</b>	No.	Yds	Avg	Long	TD
Miller	69	860	12.5	36	3
Dubention	53	959	17.7	89t	4
Warlick	24	479	20.0	55t	1
Gilchrist	24	211	8.8	42	2
Rutkowski	19	264	13.9	58t	1
Ferguson	9	181	20.1	72t	3
Bass	9	153	17.0	74t	1
Saimes	6	23	3.8	9	0
Crow	5	69	13.8	28	0
Kochman	4	148	29.6	68	1
Brown	3	7	3.5	7	0
Stratton	1	19	19.0	19	0
Carlton	1	9	9.0	9	0
BILLS	227	3382	14.9	89t	16
OPP	228	3228	14.2	—	2

	No.	Yds	Avg	Long	TD
<b>INTERCEPTIONS</b>	No.	Yds	Avg	Long	TD
Tracey	5	22	4.4	15	0
West	5	57	11.4	23	0
Saimes	4	29	7.3	16	0
Stratton	3	31	10.3	26	1
Abruzzese	3	9	3.0	9	0
Jacobs	1	8	8.0	8	0
Edgersson	1	0	0.0	0	0
BILLS	22	156	7.1	26	1
OPP	24	—	—	—	—

	No.	Yds	Avg	Net	TB	In	Ln	B
<b>PUNTING</b>	No.	Yds	Avg	Net	TB	In	Ln	B
Lamonica	52	2086	40.1	—	4	16	57	1
Crow	10	424	42.4	—	1	3	57	0
BILLS	62	2510	40.5	36.5	5	19	57	1
OPP	80	3209	40.1	35.4	3	14	68	0

	Ret	FC	Yds	Avg	Long	TD
<b>PUNT RETURNS</b>	Ret	FC	Yds	Avg	Long	TD
Abruzzese	17	8	152	8.9	32	0
West	11	6	86	7.8	24	0
Rutkowski	8	6	67	8.3	29	0
Kochman	1	0	11	11.0	11	0
(Others)	0	2	0	0.0	0	0
BILLS	37	22	316	8.5	32	0
OPP	21	21	144	6.9	27	0

	No.	Yds	Avg	Long	TD
<b>KICKOFF RETURNS</b>	No.	Yds	Avg	Long	TD
Rutkowski	13	396	30.5	65	0
Dubention	13	333	25.6	39	0
Saimes	7	140	20.0	31	0
Abruzzese	6	118	19.7	25	0
West	6	56	9.3	32	0
Brown	2	40	20.0	20	0
Tracey	1	21	21.0	21	0
Rivera	1	20	20.0	20	0
Barber	1	9	9.0	9	0
Paterra	1	0	0.0	0	0
Matuszak	1	0	0.0	0	0
BILLS	52	1133	21.8	65	0
OPP	—	—	—	—	—

	1-19	20-29	30-39	40-49	50+
<b>FIELD GOALS</b>	1-19	20-29	30-39	40-49	50+
Yoho	4-4	3-4	2-8	1-7	0-0
BILLS	4-4	3-4	2-8	1-7	0-0
OPP	2-2	2-3	3-7	3-11	0-2

Yoho : (17G)(32G,38N)(31N,45N)(41G,34G,22N)(27G)(40N)(46N)(40N,42B,47N)(39B,22G)(1)(37N,27G,9G)(37N)(13G,37N)(13G)  
 OPPONENTS : (1)(34N,44N,44N)(31G)(28G)(47N)(38G,27G,43N,49N,35N)(1)(23B)(53N)(50N,47N,46G)(39G,47N,15G,41G)(41N,43G)(36N)(17G,34N)

## USUAL STARTERS

OFFENSE	Player	Player
LE	81	Bill Miller
LT	77	Stew Barber
LG	66	Billy Shaw
C	50	Al Bemiller
RG	60/64	Tom Day
RT	51	Dave Behrman
RE	84	Ernie Warlick
FB	34	Cookie Gilchrist
LB	40	Ed Rutkowski
RH	44	Elbert Dubention
QB	15	Jack Kemp

DEFENSE	Player	Player
LE	76	Sid Youngelman
LT	78	Jim Dunaway
RT	70	Tom Sestak
RE	82	Mack Yoho
LLB	85	John Tracey
MLB	54/56	Harry Jacobs
RLB	58	Mike Stratton
LCB	47	Willie West
RCB	24	Booker Edgersson
LS	46	Roy Abruzzese
RS	26	George Saimes

	Att	Cmp	Yds	Cmp%	Yds/Att	TD	TD%	Int	Int%	Long	Sack/Lost	Rating
<b>PASSING</b>	Att	Cmp	Yds	Cmp%	Yds/Att	TD	TD%	Int	Int%	Long	Sack/Lost	Rating
Kemp	384	193	2910	50.5	7.59	13	3.4	20	5.2	89t	—	65.4
Lamonica	71	33	437	46.5	6.15	3	4.2	4	5.6	74	—	57.1
Gilchrist	1	1	35	100.0	35.00	0	0.0	0	0.0	35	0/0	118.8
Rutkowski	1	0	0	0.0	0.00	0	0.0	0	0.0	0	0/0	39.6
BILLS	457	227	3382	49.9	7.41	16	3.5	24	5.3	89t	36/325	64.3
OPPONENTS	472	228	3228	48.3	6.84	24	5.1	21	4.4	—	38/372	69.2

# 1964 SEASON STATISTICS

12-2 | 1ST IN AFL EAST | AFL CHAMPIONS | HEAD COACH LOU SABAN



Date	W/L Score	Opponent	Attendance
9/13	W 34-17	Kansas City	30,157
9/20	W 30-13	Denver	28,501
9/26	W 30-3	San Diego	40,167
10/3	W 23-20	Oakland	36,461
10/11	W 48-17	at Houston	26,218
10/18	W 35-22	at Kansas City	20,904
10/24	W 34-24	NY Jets	39,621
11/1	W 24-10	Houston	40,119
11/8	W 20-7	at NY Jets	61,929
11/15	L 28-36	Boston	42,308
11/26	W 27-24	at San Diego	34,865
12/6	L 13-16	at Oakland	18,134
12/13	W 30-19	at Denver	14,431
12/20	W 24-14	at Boston	38,021

**AFL CHAMPIONSHIP GAME**  
12/26 W 20-7 San Diego 40,242

	BUF	OPP
<b>TOTAL FIRST DOWNS</b>	255	206
Rushing	114	48
Passing	130	145
Penalty	11	13
3rd Down: Made/Att	—	—
3rd Down Pct.	—	—
4th Down: Made/Att	—	—
4th Down: Pct.	—	—

**POSSESSION AVG.** — —

	5206	3878
<b>TOTAL NET YARDS</b>	5206	3878
Avg per Game	371.9	277.0
Total Plays	924	817
Avg per Play	5.6	4.7

	2040	913
<b>NET YARDS RUSHING</b>	2040	913
Avg per Game	145.7	65.2
Total Rushes	492	300

	3166	2965
<b>NET YARDS PASSING</b>	3166	2965
Avg per Game	226.1	211.8
Sacked/Yards Lost	35/256	50/396
Gross Yards	3422	3361
Att./Completions	397/174	517/241
Completion Pct.	43.8	46.6
Had Intercepted	34	28

**PUNTS/AVERAGE** 65/42.7 87/41.9

**NET PUNTING AVG.** 37.6 —

**PENALTIES/YARDS** 62/511 54/577

**FUMBLES/BALL LOST** 32/18 24/9

	48	29
<b>TOUCHDOWNS</b>	48	29
Rushing	25	4
Passing	19	24
Returns	4	1

SCORE BY PERIOD	Q1	Q2	Q3	Q4	PTS
BILLS	95	113	63	129	400
OPPONENTS	53	47	93	49	242

SCORING	TD	R	Pa	Rt	K-PAT	FG	S	Pts
Gogolak	0	0	0	0	45/46	19/29	0	102
Dubention	10	0	0	0	0/0	0/0	0	60
Bass	7	0	0	0	0/0	0/0	0	42
Lamonica	6	6	0	0	2	0/0	0	40
Gilchrist	6	6	0	0	0/0	0/0	0	36
Kemp	5	5	0	0	0/0	0/0	0	30
Smith	4	4	0	0	0/0	0/0	0	24
Auer	3	2	0	0	0/0	0/0	0	18
Carlton	1	1	0	0	0/0	0/0	0	6
Ross	1	1	0	0	0/0	0/0	0	6
Groman	1	0	1	0	0/0	0/0	0	6
Rutkowski	1	0	1	0	0/0	0/0	0	6
Byrd	1	0	0	1	0/0	0/0	0	6
Clarke	1	0	0	1	0/0	0/0	0	6
Sestak	1	0	0	1	0/0	0/0	0	6
McDole	0	0	0	0	0/0	0/0	2	4
Stratton	0	0	0	0	0/0	0/0	1	2
BILLS	48	25	19	4	45/46	19/29	3	400
OPP	29	4	24	1	22/23	14/27	2	242

\*2 Pt-Conversions: BILLS 2-2, OPPONENTS 2-6

**SACKS:** Sestak 14.5, McDole 5.5, Keating 3.5, Tracey 3.5, Saimes 3.0, Stratton 2.5, Day 2.5, Dunaway 2.0, Jacobs 2.0, Others 11.0  
BILLS: 50.0  
OPPONENTS: 35.0

RUSHING	No.	Yds	Avg	Long	TD
Gilchrist	230	981	4.3	67	6
Smith	62	306	4.9	37	4
Lamonica	55	289	5.3	28	6
Auer	63	191	3.0	21	2
Kemp	37	124	3.4	14	5
Carlton	39	114	2.9	11	1
Dubention	1	20	20.0	20	0
Ross	4	14	3.5	12	1
Hudson	1	1	1.0	1	0
BILLS	492	2040	4.1	67	25
OPP	300	913	3.0	—	4

RECEIVING	No.	Yds	Avg	Long	TD
Bass	43	897	20.9	94t	7
Dubention	42	1139	27.1	72	10
Gilchrist	30	345	11.5	37	0
Warlick	23	478	20.8	45	0
Rutkowski	13	234	18.0	46t	1
Auer	11	166	15.1	43	0
Smith	6	72	12.0	25	0
Groman	4	68	17.0	22t	1
Carlton	2	23	11.5	17	0
BILLS	174	3422	19.7	94t	19
OPP	241	3361	13.9	—	24

INTERCEPTIONS	No.	Yds	Avg	Long	TD
Byrd	7	178	25.4	75t	1
Saimes	6	56	9.3	32	0
Edgerson	4	130	32.5	91	0
Tracey	3	12	4.0	6	0
Sykes	2	36	18.0	36	0
Jacobs	2	13	6.5	13	0
Warner	1	30	30.0	30	0
Sestak	1	15	15.0	15t	1
McDole	1	0	0.0	0	0
Stratton	1	0	0.0	0	0
BILLS	28	470	16.8	91	2
OPP	34	406	11.9	65	0

PUNTING	No.	Yds	Avg	Net	TB	In	Log	B
Maguire	65	2777	42.7	37.6	4	23	64	0
BILLS	65	2777	42.7	37.6	4	23	64	0
OPP	87	3649	41.9	—	—	—	—	1

PUNT RETURNS	Ret	FC	Yds	Avg	Long	TD
Clarke	33	3	317	9.6	53t	1
Warner	3	0	55	18.3	—	0
Rutkowski	8	7	45	5.6	10	0
Byrd	2	5	4	2.0	4	0
Abruzzese	0	2	0	0.0	0	0
(Others)	0	1	0	0.0	0	0
BILLS	46	18	421	9.2	53t	1
OPP	24	—	250	10.4	—	0

KICKOFF RETURNS	No.	Yds	Avg	Long	TD
Rutkowski	21	498	23.7	57	0
Clarke	16	330	20.6	41	0
Warner	5	121	24.2	30	0
Smith	3	68	22.7	28	0
Barber	2	0	0.0	0	0
Maguire	1	0	0.0	0	0
Auer	0	1	0.0	1	0
BILLS	48	1018	21.2	57	0
OPP	—	—	—	—	—

FIELD GOALS	1-19	20-29	30-39	40-49	50+
Gogolak	9-9	3-6	5-8	2-3	0-3
BILLS	9-9	3-6	5-8	2-3	0-3
OPP	4-5	2-2	2-8	5-9	1-3

Gogolak: (13G, 13G)(33G, 21G, 17G)(39N, 28N, 13G) (45B)(18G, 26G, 28N)(50N)(37B, 12G, 31G) (15N, 17G)(47G, 33G)(41G, 33G, 35N)(23N, 33G) (55N, 12G, 24G)( )(12G)  
OPPONENTS: (10G)(51G, 52N, 49G, 36N)(12G) (25G, 19G)(16B, 47G)(46N, 38N, 31G)(9G, 46N) (49N, 49G, 37N, 50N)(36N)( )(27G)(30N, 40G) (30G, 32N, 45G)(46N)

**USUAL STARTERS**

OFFENSE	
LE	85 Glenn Bass
LT	77 Stew Barber
LG	66 Billy Shaw
C	53 Walt Cudzik
RG	50 Al Bemiller
RT	79 Dick Hudson
RE	84 Ernie Warlick
FB	34 Cookie Gilchrist
LH	30 Wray Carlton
RH	44 Elbert Dubention
QB	15 Jack Kemp

DEFENSE	
LE	72 Ron McDole
LT	75 Dudley Meredith
RT	70 Tom Sestak
RE	88 Tom Day
LLB	51 John Tracey
MLB	64 Harry Jacobs
RLB	58 Mike Stratton
LCB	24 Booker Edgerson
RCB	42 Butch Byrd
LS	46 Ray Abruzzese
RS	26 George Saimes

PASSING	Att	Cmp	Yds	Cmp%	Yds/Att	TD	TD%	Int	Int%	Long	Sack/Lost	Rating
Kemp	269	119	2285	44.2	8.49	13	4.8	26	9.7	94t	—	50.9
Lamonica	128	55	1137	43.0	8.88	6	4.7	8	6.3	89	—	64.5
BILLS	397	174	3422	43.8	8.62	19	4.8	34	8.6	94t	35/256	54.8
OPPONENTS	517	241	3361	46.6	6.50	24	4.6	28	5.4	—	50/396	60.9

# 1965 SEASON STATISTICS

10-3-1 | 1ST IN AFL EAST | AFL CHAMPIONS | HEAD COACH LOU SABAN



Date	W/L Score	Opponent	Attendance
9/11	W 24-7	Boston	45,502
9/19	W 30-15	at Denver	30,682
9/26	W 33-21	NY Jets	45,056
10/3	W 17-12	Oakland	41,256
10/10	L 3-34	San Diego	45,260
10/17	W 23-7	at Kansas City	26,941
10/24	W 31-13	Denver	45,046
10/31	L 17-19	Houston	44,267
11/7	W 23-7	at Boston	24,415
11/14	W 17-14	at Oakland	19,352
11/25	T 20-20	at San Diego	27,473
12/5	W 29-18	at Houston	23,087
12/12	W 34-25	Kansas City	40,298
12/19	L 12-14	at NY Jets	57,396

## AFL CHAMPIONSHIP GAME

12/26 W 23-0 at San Diego 30,361

	BUF	OPP
<b>TOTAL FIRST DOWNS</b>	206	226
Rushing	69	65
Passing	119	141
Penalty	18	20
3rd Down: Made/Att	—	—
3rd Down Pct.	—	—
4th Down: Made/Att	—	—
4th Down: Pct.	—	—

**POSSESSION AVG.** — —

<b>TOTAL NET YARDS</b>	3749	4284
Avg per Game	267.8	306.0
Total Plays	882	890
Avg per Play	4.3	4.8

<b>NET YARDS RUSHING</b>	1288	1114
Avg per Game	92.0	79.6
Total Rushes	392	360

<b>NET YARDS PASSING</b>	2461	3170
Avg per Game	175.8	226.4
Sacked/Yards Lost	29/283	28/246
Gross Yards	2744	3416
Att./Completions	461/208	502/227
Completion Pct.	45.1	45.2
Had Intercepted	24	32

**PUNTS/AVERAGE** 80/43.0 76/40.2

**NET PUNTING AVG.** 38.7 —

**PENALTIES/YARDS** 78/685 69/832

**FUMBLES/BALL LOST** 28/14 33/25

<b>TOUCHDOWNS</b>	33	25
Rushing	16	5
Passing	13	19
Returns	4	1

<b>SCORE BY PERIOD</b>	Q1	Q2	Q3	Q4	OT	PTS
BILLS	76	81	60	96	0	313
OPPONENTS	42	73	39	72	0	226

<b>SCORING</b>	TD	Ru	PaRt	K-PAT	FG	S	Pts
Gogolak	0	0	0	0	31/31	28/46	0 115
Carlton	7	6	1	0	0/0	0/0	0 42

Joe	6	4	2	0	0/0	0/0	0 36
Kemp	4	4	0	0	0/0	0/0	0 24
Warner	4	0	1	3	0/0	0/0	0 24
Roberson	3	0	3	0	0/0	0/0	0 18
Ferguson	2	0	2	0	0/0	0/0	0 12
Bass	1	0	1	0	0/0	0/0	0 6
Dubention	1	0	1	0	0/0	0/0	0 6
Lamonica	1	1	0	0	0/0	0/0	0 6
Rutkowski	1	0	1	0	0/0	0/0	0 6
Saimes	1	0	0	1	0/0	0/0	0 6
Smith	1	1	0	0	0/0	0/0	0 6
Warlick	1	0	1	0	0/0	0/0	0 6
BILLS	33	16	13	4	31/31	28/46	313
OPP	26	6	19	1	19/20	15/30	226

2-Pt Conversions: BILLS 0-0, OPPONENTS 3-4

**SACKS:** Sestak 8.0, Day 4.5, Stratton 3.5, Tracey 2.5, Dunaway 1.5, Jacobs 1.0, McDole 1.0, Meredith 1.0, Others 5.0  
**BILLS:** 28.0  
**OPPONENTS:** 29.0

<b>RUSHING</b>	No.	Yds	Avg	Long	TD
Carlton	156	592	3.8	80t	6
Joe	123	377	3.1	30	4
Smith	43	137	3.2	13	1
Stone	19	61	3.2	14	0
Kemp	36	49	1.4	12	4
Lamonica	10	30	3.0	10	1
Maguire	1	21	21.0	21	0
Auer	3	19	6.3	14	0
Warner	1	2	2.0	2	0
BILLS	392	1288	3.3	80t	16
OPP	360	1114	3.1	—	5

<b>RECEIVING</b>	No.	Yds	Avg	Long	TD
Roberson	31	483	15.6	74t	3
Joe	27	271	10.0	78t	2
Carlton	24	196	8.2	23	1
Costa	21	401	19.1	46	0
Ferguson	21	262	12.5	30t	2
Bass	18	299	16.6	38	1
Dubention	18	281	15.6	46	1
Rutkowski	18	247	13.7	47t	1
Smith	12	116	9.7	21	0
Warlick	8	112	14.0	27	1
Stone	6	29	4.8	9	0
Mills	1	43	43.0	43	0
Warner	1	11	11.0	11t	1
Tracey	1	2	2.0	2	0
Kemp	1	-9	-9.0	-9	0
BILLS	208	2744	13.2	78t	13
OPP	227	3416	15.0	—	19

<b>INTERCEPTIONS</b>	No.	Yds	Avg	Long	TD
Clarke	7	60	8.6	40	0
Byrd	5	119	23.8	62	0
Warner	5	84	16.8	23	1
Edgerson	5	55	11.0	19	0
Saimes	4	24	6.0	20	0
Stratton	2	19	9.5	19	0
McDole	1	24	24.0	24	0
Tracey	1	8	8.0	8	0
Day	1	0	0.0	0	0
Jacobs	1	0	0.0	0	0
BILLS	32	393	12.3	62	1
OPP	24	467	19.5	—	1

<b>PUNTING</b>	No.	Yds	Avg	Net	TB	In	Lg	B
Maguire	80	3437	43.0	38.7	6	21	68.0	0
BILLS	80	3437	43.0	38.7	6	21	68.0	0
OPP	76	3053	40.2	—	—	—	—	—

<b>PUNT RETURNS</b>	Ret	FC	Yds	Avg	Long	TD
Byrd	21	—	201	9.6	30	0
Rutkowski	11	—	127	11.5	33	0
Warner	1	—	16	16.0	16	0
Clarke	1	—	13	13.0	13	0
Hudlow	1	—	12	12.0	12	0
Saimes	0	—	1	1.0	1	0
BILLS	35	16	370	10.6	33	0
OPP	36	—	222	7.4	—	0

<b>KICKOFF RETURNS</b>	No.	Yds	Avg	Long	TD
Warner	32	825	26.5	102t	2
Rutkowski	5	97	19.4	23	0
Roberson	4	59	14.8	22	0
Hudlow	2	36	18.0	18	0
Maguire	1	5	5.0	5	0
Dunaway	1	0	0.0	0	0
BILLS	45	1022	22.7	102t	2
OPP	60	1449	24.2	—	0

<b>FIELD GOALS</b>	1-19	20-29	30-39	40-49	50+
Gogolak	10-10	8-9	9-15	1-8	0-4
BILLS	10-10	8-9	9-15	1-8	0-4
OPP	6-9	4-7	4-9	1-4	0-1

Gogolak:(34N,36G,30B)|(28G,46N,18G,29B,18G)  
 (53N,33G,22G,27G,9G)|(20G)(38G)  
 (48N,14G,13G,34G)|(22G,38N)  
 (45N,31N,39G,55N)|(28G,16G,32G)  
 (43N,36N,44B,37G)|(12G,35N,22G)  
 (12G,12G,50N,50N,47G,34G,19G)|(30G,22G)  
 (40B,42B)  
**OPPONENTS:**(47N)(42N)|(24G,23G)|(36B,33G,2  
 5N)(22B,15G,19G)(38B,15B)|(13B,33G,20G)  
 (16N,31G,30G,13G,8G)|(29N)(35N,49N)(37N,  
 9G,14G)|(31B,41G,52N)

## USUAL STARTERS

<b>OFFENSE</b>	
FL	46 Bo Roberson
LE	80 Charley Ferguson
LT	77 Stew Barber
LG	66 Billy Shaw
C	60 Dave Behrman
RG	50 Al Bemiller
RT	79 Dick Hudson
RE	82 Paul Costa (8)
	84 Ernie Warlick (6)
FB	33 Billy Joe
HB	30 Wray Carlton
QB	15 Jack Kemp

<b>DEFENSE</b>	
LE	72 Ron McDole
LT	78 Jim Dunaway
RT	70 Tom Sestak
RE	88 Tom Day
LLB	51 John Tracey
MLB	64 Harry Jacobs
RLB	58 Mike Stratton
LCB	24 Booker Edgerson
RCB	42 Butch Byrd
LS	45 Hagood Clarke
RS	26 George Saimes

<b>PASSING</b>	Att	Cmp	Yds	Cmp%	Yds/Att	TD	TD%	Int	Int%	Long	Sack/Lost	Rating
Kemp	391	179	2368	45.8	6.06	10	2.6	18	4.6	78t	—	54.8
Lamonica	70	29	376	41.4	5.37	3	4.3	6	8.6	74t	—	37.6
BILLS	461	208	2744	45.1	5.95	13	2.8	24	5.2	78t	29/283	52.2
OPPONENTS	502	227	3416	45.2	6.80	19	6.4	32	6.4	—	28/246	54.2

# 1966 SEASON STATISTICS

9-4-1 | 1ST IN AFL EAST | HEAD COACH JOE COLLIER



Date	W/L Score	Opponent	Attendance
9/4	L 7-27	at San Diego	27,572
9/11	L 20-42	Kansas City	42,023
9/18	W 58-24	Miami	37,546
9/25	W 27-20	Houston	42,256
10/2	W 29-14	at Kansas City	43,885
10/8	L 10-20	Boston	45,542
10/16	T 17-17	San Diego	45,169
10/30	W 33-23	at NY Jets	61,552
11/6	W 29-0	at Miami	37,177
11/13	W 14-3	NY Jets	45,738
11/20	W 42-20	at Houston	27,312
11/24	W 31-10	at Oakland	36,781
12/4	L 3-14	at Boston	39,350
12/18	W 38-21	Denver	40,583

## AFL CHAMPIONSHIP GAME

1/1	L 7-31	Kansas City	42,080
-----	--------	-------------	--------

## TOTAL FIRST DOWNS

	BUF	OPP
Rushing	110	49
Passing	126	131
Penalty	19	12
3rd Down: Made/Att	—	—
3rd Down Pct.	—	—
4th Down: Made/Att	—	—
4th Down: Pct.	—	—

## POSSESSION AVG.

TOTAL NET YARDS	4748	4109
Avg per Game	339.1	293.5
Total Plays	944	842
Avg per Play	5.0	4.9

NET YARDS RUSHING	1892	1051
Avg per Game	86.5	99.5
Total Rushes	455	344

NET YARDS PASSING	2856	3058
Avg per Game	204.0	218.4
Sacked/Yards Lost	16/144	32/249
Gross Yards	3000	3307
Att./Completions	473/199	466/205
Completion Pct.	42.1	44.0
Had Intercepted	21	29

PUNTS/AVERAGE	69/41.2	84/39.6
---------------	---------	---------

NET PUNTING AVG.	34.5	—
------------------	------	---

PENALTIES/YARDS	62/637	55/546
-----------------	--------	--------

FUMBLES/BALL LOST	27/15	19/9
-------------------	-------	------

TOUCHDOWNS	43	31
Rushing	19	6
Passing	15	22
Returns	9	3

SCORE BY PERIOD	Q1	Q2	Q3	Q4	OT	PTS
BILLS	47	127	74	110	0	358
OPPONENTS	75	53	34	93	0	255

SCORING	TD	Ru	Pa	Rt	K-PAT	FG	S	Pts
Lusteg	0	0	0	0	41/42	19/37	0	98
Burnett	8	4	4	0	0/0	0/0	0	48

Carlton	6	6	0	0	0/0	0/0	0	36
Kemp	5	5	0	0	0/0	0/0	0	32
Spikes	4	3	1	0	0/0	0/0	0	24
Costa	3	0	3	0	0/0	0/0	0	18
Crockett	3	0	3	0	0/0	0/0	0	18
Dubenion	2	0	2	0	0/0	0/0	0	12
Rutkowski	2	0	1	1	0/0	0/0	0	12
Byrd	2	0	0	2	0/0	0/0	0	12
Janik	2	0	0	2	0/0	0/0	0	12
Lamonica	1	1	0	0	0/0	0/0	0	6
Ferguson	1	0	1	0	0/0	0/0	0	6
Clarke	1	0	0	1	0/0	0/0	0	6
Dunaway	1	0	0	1	0/0	0/0	0	6
Stratton	1	0	0	1	0/0	0/0	0	6
Warner	1	0	0	1	0/0	0/0	0	6
BILLS	43	19	15	9	41/42	19/37	1	358
OPP	31	6	22	3	28/28	13/23	255	

2-Pt. Conversions: **BILLS** 0-1, **OPPONENTS** 1-3

**SACKS:** McDole 6.5, Sestak 5.0, Dunaway 3.5, Tracey 3.0, Day 2.0, Schottenheimer 2.0, Stratton 2.0, Costa 1.0, Jacobs 1.0, Janik 1.0, Others 5.0  
**BILLS:** 32.0  
**OPPONENTS:** 16.0

RUSHING	No.	Yds	Avg	Long	TD
Burnett	187	766	4.1	32	4
Carlton	156	696	4.5	23	6
Smith	31	148	4.8	20	0
Kemp	40	130	3.3	26	5
Spikes	28	119	4.3	36	3
Dubenion	3	16	5.3	17	0
Lamonica	9	6	0.7	14	1
Costa	0	1	—	0	0
Rutkowski	1	10	10.0	10	0
BILLS	455	1892	4.1	36	19
OPP	344	1051	3.1	—	6

RECEIVING	No.	Yds	Avg	Long	TD
Dubenion	50	747	14.9	44	2
Burnett	34	419	12.3	48	4
Crockett	31	533	17.2	53†	3
Costa	27	400	14.8	50	3
Carlton	21	280	13.3	55	0
Ferguson	16	293	18.3	32	1
Bass	10	130	13.0	19	0
Rutkowski	6	150	25.0	55	1
Spikes	2	45	22.5	27	1
O'Donnell	1	2	2.0	2	0
Smith	1	1	1.0	1	0
BILLS	199	3000	15.1	55	15
OPP	205	3307	16.1	—	22

INTERCEPTIONS	No.	Yds	Avg	Long	TD
Janik	8	136	17.0	37†	2
Byrd	6	110	18.3	60†	1
Clarke	5	118	23.6	66†	1
Stratton	3	37	12.3	23	0
Jacobs	2	15	7.5	15	0
Saimes	1	32	32.0	32	0
Schottenheimer	1	20	20.0	20	0
McDole	1	4	4.0	4	0
King	1	0	0.0	0	0
Tracey	1	0	0.0	0	0
BILLS	29	472	16.3	66†	4
OPP	21	303	14.4	65	1

PUNTING	No	Yds	Avg	Net	TB	In	Log	B
Maguire	69	2841	41.2	34.5	8	14	61	0
BILLS	69	2841	41.2	34.5	8	14	61	0
OPP	84	3324	39.6	—	—	—	—	1

PUNT RETURNS	Ret	FC	Yds	Avg	Long	TD
Byrd	23	5	186	8.1	72†	1
Rutkowski	18	4	209	11.6	73†	1
Clarke	2	0	12	6.0	7	0
Stratton	0	0	4	2.0	4	0
BILLS	43	9	411	9.6	73†	2
OPP	20	21	301	15.1	—	2

KICKOFF RETURNS	No.	Yds	Avg	Long	TD
Warner	33	846	25.6	95†	1
Rutkowski	6	121	20.2	32	0
Mills	4	76	19.0	26	0
Ferguson	2	0	0.0	0	0
DeSutter	2	0	0.0	0	0
Prudhomme	1	16	16.0	16	0
Schmidt	1	2	2.0	2	0
Costa	1	0	0.0	0	0
Maguire	1	0	0.0	0	0
O'Donnell	0	3	—	3	0
BILLS	51	1064	20.9	95†	1
OPP	65	1329	20.4	—	0

FIELD GOALS	1-19	20-29	30-39	40-49	50+
Lusteg	8-10	3-5	4-8	4-10	0-4
BILLS	8-10	3-5	4-8	4-10	0-4
OPP	3-3	2-3	5-6	3-9	0-2

Lusteg: [44B, 42N] (22G, 9G) [13G] [50N, 47G, 32G] [27G, 16G, 20G] [33N, 36N, 37G, 27N] [42N, 34N, 41G, 23N] [36G, 10G, 38G, 17G] [44N, 41N, 51N, 50N, 44G, 44G] [150N, 47B] [19N, 19G] [11G] [39N, 16G, 15N]  
 OPPONENTS: [30G, 10G] [124G] [47G, 35G, 55N] [1] [10G, 47N, 31G, 50N] [31G, 42N] [28G, 49N] [27N] [49N, 43G, 35B] [49G, 35G] [8G] [42N, 41B] [ ]

## USUAL STARTERS

OFFENSE		
FL	44	Elbert Dubenion
LE	83	Bobby Crockett
LT	77	Stew Barber
LG	66	Billy Shaw
C	50	Al Bemiller
RG	67	Joe O'Donnell
RT	79	Dick Hudson
RE	82	Paul Costa
FB	30	Wray Carlton
HB	21	Bobby Burnett
QB	15	Jack Kemp

DEFENSE		
LE	72	Ron McDole
LT	78	Jim Dunaway
RT	70	Tom Sestak
RE	88	Tom Day
LLB	51	John Tracey
MLB	64	Harry Jacobs
RLB	58	Mike Stratton
LCB	27	Tom Janik
RCB	42	Butch Byrd
LS	45	Hagood Clarke
RS	26	George Saimes

PASSING	Att	Cmp	Yds	Cmp%	Yds/Att	TD	TD%	Int	Int%	Long	Sack/Lost	Rating
Kemp	389	166	2451	42.7	6.30	11	2.8	16	4.1	55	—	56.2
Lamonica	84	33	549	39.3	6.54	4	4.8	5	5.9	55	—	53.1
BILLS	473	199	3000	42.1	6.34	15	3.2	21	4.4	55	16/144	55.6
OPPONENTS	466	205	3307	44.0	7.10	22	4.7	29	6.2	—	32/249	58.1

# 1967 SEASON STATISTICS

4-10 | T-3RD IN AFL EAST | HEAD COACH JOE COLLIER



Date	W/L Score	Opponent	Attendance
9/10	W 20-17	NY Jets	45,748
9/17	L 3-20	Houston	41,384
9/24	L 0-23	Boston	45,748
10/1	L 17-37	San Diego	39,310
10/8	W 17-16	at Denver	35,188
10/15	L 20-24	Oakland	45,758
10/29	L 3-10	at Houston	30,060
11/5	W 35-13	Miami	31,622
11/12	L 10-20	at NY Jets	62,671
11/19	L 20-21	Denver	30,891
11/26	L 14-17	at Miami	27,050
12/3	L 13-23	at Kansas City	41,943
12/9	W 44-16	at Boston	20,627
12/24	L 21-28	at Oakland	30,738

	BUF	OPP
<b>TOTAL FIRST DOWNS</b>	203	201
Rushing	65	73
Passing	119	106
Penalty	19	22
3rd Down: Made/Att	—	—
3rd Down Pct.	—	—
4th Down: Made/Att	—	—
4th Down: Pct.	—	—

**POSSESSION AVG.** — —

	3588	3447
<b>TOTAL NET YARDS</b>		
Avg per Game	256.3	246.2
Total Plays	850	857
Avg per Play	4.2	4.0

	1271	1622
<b>NET YARDS RUSHING</b>		
Avg per Game	90.8	115.9
Total Rushes	371	437

	2317	1825
<b>NET YARDS PASSING</b>		
Avg per Game	165.5	130.4
Sacked/Yards Lost	45/446	43/366
Gross Yards	2763	2191
Att./Completions	434/183	377/162
Completion Pct.	42.2	43.0
Had Intercepted	34	27
Had Intercepted	29	33

**PUNTS/AVERAGE** 77/43.1 74/41.0

**NET PUNTING AVG.** 37.9 —

**PENALTIES/YARDS** 74/828 51/507

**FUMBLES/BALL LOST** 32/13 26/9

	27	33
<b>TOUCHDOWNS</b>		
Rushing	9	11
Passing	14	17
Returns	4	5

SCORE BY PERIOD	Q1	Q2	Q3	Q4	PTS
BILLS	61	61	47	68	237
OPPONENTS	50	105	49	81	285

SCORING	TD	R	Pa	Rt	K-PAT	FG	S	Pts
Mercer	0	0	0	0	25/26	16/28	0	73
Lincoln	9	4	5	0	0/0	0/0	0	54
Powell	4	0	4	0	0/0	0/0	0	24
Carlton	3	3	0	0	0/0	0/0	0	18
Kemp	2	2	0	0	*1	0/0	0	14
Costa	2	0	2	0	0/0	0/0	0	12
Janik	2	0	2	0	0/0	0/0	0	12
Masters	2	0	2	0	0/0	0/0	0	12
Ledbetter	1	0	1	0	0/0	0/0	0	6
Sestak	1	0	0	1	0/0	0/0	0	6
Schottenheimer	1	0	0	1	0/0	0/0	0	6
BILLS	27	9	14	4	25/26	16/28	237	
OPP	33	11	17	5	32/33	17/38	285	

\*2-Pt. Conversions: BILLS 1-1, OPPONENTS 0-0

**SACKS:** Dunaway 6.5, Sestak 6.5, Stratton 5.0, Tracey 4.5, Kindig 2.5, Prudhomme 2.5, Guidry 2.0, Frazier 1.0, McDole 1.0, Petrich 1.0, Meredith 0.5, Others 10.0  
**BILLS:** 43.0  
**OPPONENTS:** 45.0

RUSHING	No.	Yds	Avg	Long	TD
Lincoln	159	601	3.8	28	4
Carlton	107	467	4.4	21	3
Burnett	45	96	2.1	18	0
Bivins	15	58	3.9	43	0
Kemp	36	58	1.6	14	2
Spikes	4	9	2.3	6	0
Donaldson	3	-1	-0.3	2	0
Dubention	2	-17	-8.5	-1	0
BILLS	371	1271	3.4	43	9
OPP	437	1622	3.7	53	11

RECEIVING	No.	Yds	Avg	Long	TD
Lincoln	41	558	13.6	60†	5
Costa	39	726	18.6	63†	2
Dubention	25	384	15.4	42	0
Powell	20	346	17.3	37†	4
Masters	20	274	13.7	28	2
Burnett	11	114	10.4	38	0
Ledbetter	9	161	17.9	60	1
Carlton	9	97	10.8	24	0
Rutkowski	6	59	9.8	17	0
Donaldson	1	20	20.0	20	0
Tracey	1	15	15.0	15	0
Spikes	1	9	9.0	9	0
BILLS	183	2763	15.1	63†	14
OPP	162	2191	13.5	56	17

INTERCEPTIONS	No.	Yds	Avg	Long	TD
Janik	10	222	22.2	46	2
Byrd	5	25	5.0	12	0
Schottenheimer	3	88	29.3	45†	1
Edgerson	2	25	12.5	25	0
Saimes	2	14	7.0	14	0
Dunaway	1	8	8.0	8	0
Meredith	1	8	8.0	8	0
McDole	1	5	5.0	5	0
Stratton	1	3	3.0	3	0
Tracey	1	3	3.0	3	0
BILLS	27	401	14.9	46	3
OPP	34	554	16.3	—	2

PUNTING	No.	Yds	Avg	Net	TB	In	Lg	B
Maguire	77	3320	43.1	37.9	5	16	64	0
BILLS	77	3320	43.1	37.9	5	16	64	0
OPP	74	3032	41.0	—	—	—	—	—

PUNT RETURNS	Ret	FC	Yds	Avg	Long	TD
Byrd	30	5	142	4.7	19	0
Rutkowski	15	4	43	2.9	12	0
King	1	0	12	12.0	12	0
Edgerson	1	0	2	2.0	2	0
BILLS	47	9	199	4.2	19	0
OPP	33	—	301	9.1	—	0

KICKOFF RETURNS	No.	Yds	Avg	Long	TD
Bivins	16	380	23.8	55	0
Smith	16	346	21.6	64	0
King	12	316	26.3	38	0
Rutkowski	3	71	23.7	38	0
Meredith	3	0	0.0	0	0
Guidry	1	0	0.0	0	0
BILLS	51	1113	21.8	64	0
OPP	56	1292	23.1	—	0

FIELD GOALS	1-19	20-29	30-39	40-49	50+
Mercer	3-3	3-6	4-5	5-13	1-1
BILLS	3-3	3-6	4-5	5-13	1-1
OPP	3-6	6-10	5-7	3-12	0-3

Mercer: {46B, 51G, 43G}{47G, 40N}{49N, 20N, 40N}{26G}{32G}{1}{47G, 22N}{1}{48B, 17G, 36N}{42N, 48N, 43G, 21G, 44N, 24N}{1}{35G, 40G}{12G, 11G, 23G}{30G, 39G}  
 OPPONENTS: {17N, 32G, 40N, 35N}{22G, 42G}{33G, 23G, 49N, 20B, 44N, 44N, 45G}{13B, 32G, 30G, 25G}{48N, 47N, 14B, 42N, 45N}{54N, 31G, 53N}{25G}{51N}{48G, 14G, 29B, 26N}{1}{24B, 17G}{17G, 25G, 20G}{40N}{38N}

## USUAL STARTERS

### OFFENSE

FL	44	Elbert Dubention
LE	84	Art Powell
LT	77	Stew Barber
LG	66	Billy Shaw
C	50	Al Bemiller
RG	67	Joe O'Donnell
RT	79	Dick Hudson
RE	82	Paul Costa
FB	30	Wray Carlton
HB	20	Keith Lincoln
QB	15	Jack Kemp

### DEFENSE

LE	72	Ron McDole
LT	78	Jim Dunaway
RT	70	Tom Sestak
RE	65	Remi Prudhomme
LLB	51	John Tracey
MLB	64	Harry Jacobs
RLB	58	Mike Stratton
LCB	24	Booker Edgerson
RCB	42	Butch Byrd
LS	27	Tom Janik
RS	26	George Saimes

PASSING	Att	Cmp	Yds	Cmp%	Yds/Att	TD	TD%	Int	Int%	Long	Sack/Lost	Rating
Kemp	369	161	2503	43.6	6.78	14	3.8	26	7.0	63†	—	50.0
Flores	64	22	260	34.4	4.06	0	0.0	8	12.5	59	—	8.1
Rutkowski	1	0	0	0.0	0.00	0	0.0	0	0.0	0	—	39.6
BILLS	434	183	2763	42.2	4.84	14	3.2	34	7.8	63†	45/446	41.9
OPPONENTS	377	162	2191	43.0	4.34	17	4.5	27	7.2	56	43/366	47.3

# 1968 SEASON STATISTICS

1-12-1 | 5TH IN AFL EAST | HEAD COACH JOHN RAUCH



Date	W/L Score	Opponent	Attendance
9/8	L 7-16	Boston	38,865
9/15	L 6-48	Oakland	43,056
9/22	L 23-34	at Cincinnati	24,405
9/29	W 37-35	NY Jets	38,044
10/5	L 7-18	Kansas City	40,748
10/12	T 14-14	at Miami	28,559
10/20	L 6-23	at Boston	21,082
10/27	L 7-30	Houston	34,339
11/3	L 21-25	at NY Jets	61,452
11/10	L 17-21	Miami	28,751
11/17	L 6-21	San Diego	27,993
11/24	L 32-34	at Denver	35,142
11/28	L 10-13	at Oakland	39,883
12/7	L 6-35	at Houston	34,110

BUF OPP

## TOTAL FIRST DOWNS

Rushing	71	85
Passing	72	103
Penalty	16	22
3rd Down: Made/Att	—	—
3rd Down Pct.	—	—
4th Down: Made/Att	—	—
4th Down: Pct.	—	—

## POSSESSION AVG.

TOTAL NET YARDS	3870	4225
Avg per Game	205.0	301.8
Total Plays	844	876
Avg per Play	3.4	4.8

## NET YARDS RUSHING

Avg per Game	109.1	144.4
Total Rushes	400	505

## NET YARDS PASSING

Avg per Game	2689	2461
Sacked/Yards Lost	39/391	31/273
Gross Yards	1741	2477
Att./Completions	405/168	340/143
Completion Pct.	41.5	42.1
Had Intercepted	28	22

## PUNTS/AVERAGE

100/41.8 75/39.7

## NET PUNTING AVG.

35.1 —

## PENALTIES/YARDS

67/687 66/540

## FUMBLES/BALL LOST

23/14 24/13

## TOUCHDOWNS

Rushing	22	41
Passing	9	15
Returns	7	19
Opponents	6	7

## SCORE BY PERIOD

	Q1	Q2	Q3	Q4	OT	PTS
BILLS	46	57	26	70	0	199
OPPONENTS	64	104	87	112	0	367

## SCORING

	TD	Ru	Pa	Rt	K-PAT	FG	S	Pts
Alford	0	0	0	0	15/15	14/24	0	57
McDermott	4	3	1	0	0/0	*1	0	26
Cappadonna	3	1	2	0	0/0	*1	0	20
Anderson	3	2	0	1	0/0	0/0	0	18

Costa	2	1	1	0	0/0	0/0	0	12
Edgersen	2	0	0	2	0/0	0/0	0	12
Moses	2	0	2	0	0/0	0/0	0	12
Byrd	1	0	0	1	0/0	0/0	0	6
Clarke	1	0	0	1	0/0	0/0	0	6
Gregory	1	1	0	0	0/0	0/0	0	6
Janik	1	0	0	1	0/0	0/0	0	6
Leadbetter	1	0	1	0	0/0	0/0	0	6
Rutkowski	1	1	0	0	0/0	0/0	0	6
Mercer	0	0	0	0	4/4	0/4	0	4
Guidry	0	0	0	0	0/0	0/0	1	2
BILLS	22	9	7	6	19/19	14/28	1	199
OPP	41	15	19	7	39/40	28/46	3	377

\*2-Pt. Conversions: BILLS 2-3, OPPONENTS 0-0

**SACKS:** McDole 5.5, Sestak 5.0, Stratton 4.5, Guidry 3.5, Dunaway 3.0, Jacobs 2.0, Saimes 2.0, Tatarek 2.0, Day 1.5, Janik 1.0, Schottenheimer 1.0  
**BILLS:** 31.0  
**OPPONENTS:** 39.0

## RUSHING

	No.	Yds	Avg	Long	TD
Anderson	147	525	3.6	45	2
Gregory	52	283	5.4	67	1
Cappadonna	73	272	3.7	33t	1
McDermott	47	102	2.2	17	3
Rutkowski	20	96	4.8	33	1
Lincoln	26	84	3.2	24	0
Masters	6	70	11.7	35	0
Brown	3	39	13.0	27	0
Stephenson	4	30	7.5	12	0
Costa	2	11	5.5	6t	1
Darragh	13	11	0.8	8	0
McGuire	1	6	6.0	6	0
Patrick	1	2	2.0	2	0
Moses	5	-4	-0.8	19	0
BILLS	400	1527	3.8	67	9
OPP	505	2021	4.0	—	15

## RECEIVING

	No.	Yds	Avg	Long	TD
Moses	42	633	15.1	55t	2
Trapp	24	235	9.8	27	0
Anderson	22	140	6.4	23	0
McDermott	20	115	5.8	37	1
Cappadonna	18	92	5.1	21t	2
Costa	15	172	11.5	27	1
Masters	8	101	12.6	21	0
Crockett	6	76	12.7	23	0
Gregory	5	21	4.2	8	0
Leadbetter	4	94	23.5	43	1
Rutkowski	1	27	27.0	27	0
Patrick	1	5	5.0	5	0
Lincoln	1	3	3.0	3	0
Bemiller	1	0	0.0	0	0
BILLS	168	1714	10.2	55t	7
OPP	143	2477	17.3	—	19

## INTERCEPTIONS

	No.	Yds	Avg	Long	TD
Byrd	6	76	12.7	53t	1
Janik	3	137	45.7	100t	1
Edgersen	4	100	25.0	45t	2
McDole	2	47	23.5	42	0
Saimes	2	36	18.0	19	0
Pitts	2	21	10.5	17	0
Schottenheimer	1	22	27.0	21	0
Guidry	1	21	21.0	21	0
Stratton	1	15	15.0	15	0
BILLS	22	475	21.6	100t	4
OPP	28	472	16.9	65	6

	No.	Yds	Avg	Net	TB	In	Lg	B
Maguire	100	4175	41.8	35.1	7	24	61	1
BILLS	100	3471	41.8	35.1	7	24	61	1
OPP	75	2978	39.7	—	—	—	—	—

## PUNT RETURNS

	Ret	FC	Yds	Avg	Long	TD
Clarke	29	2	241	8.3	82t	1
Rutkowski	8	3	23	2.9	10	0
Trapp	5	0	26	5.2	11	0
Byrd	2	1	11	5.5	11	0
BILLS	44	6	301	6.8	82t	1
OPP	45	—	521	11.6	—	1

## KICKOFF RETURNS

	No.	Yds	Avg	Long	TD
Anderson	39	971	24.9	100t	1
Brown	12	274	22.8	32	0
Mitchell	5	98	19.6	24	0
Rutkowski	5	87	17.4	26	0
Costa	5	68	13.6	33	0
Leadbetter	0	18	18.0	18	0
McDermott	1	16	16.0	16	0
Maguire	1	5	5.0	5	0
Barber	1	0	0.0	0	0
BILLS	69	1537	22.3	100t	1
OPP	49	1062	21.7	—	0

## FIELD GOALS

	1-19	20-29	30-39	40-49	50+
Alford	4-4	5-5	2-5	1-8	1-2
Mercer	0-0	0-0	0-1	0-3	0-0
BILLS	4-4	5-5	2-6	1-11	1-2
OPP	11-11	7-8	9-12	1-10	0-5

Mercer: (42N,47B)( ) (43N,38B)  
 Alford: (35G,41 G,37G)( ) (53G,20G,36N)(16G,11G)(45N)(32N)(22G)(25G,16G)(45N,45B,42N,18G)(41N,26G,52N,42N)(40N,28G,36G)  
 OPPONENTS: (10G,28G,30G)(44N,22G,9G)(11G,30B,39G,32N)(37N)(52B,51N,18G,12G,16G,15G)(41B)(39G,51N,20G,49N,16G)(39G,44B,22G,42N,19G)(26N,47B,32G,9G,32G,27G,35G,27G)(42N)( ) (42N,25N,42G,12G)(50N,39G,50N,47N,33G)

## USUAL STARTERS

### OFFENSE

FL	25	Haven Moses
LE	28	Richard Trapp
LT	77	Stew Barber
LG	66	Billy Shaw
C	50	Al Bemiller
RG	61	Bob Kalsu
RT	62	Dick Cunningham
RE	82	Paul Costa
FB	36	Bob Cappadonna
HB	22	Max Anderson
QB	10	Dan Darragh

### DEFENSE

LE	72	Ron McDole
LT	78	Jim Dunaway
RT	70	Tom Sestak
RE	89	Tom Day
LLB	59	Paul Guidry
MLB	64	Harry Jacobs
RLB	58	Mike Stratton
LCB	24	Booker Edgersen
RCB	42	Butch Byrd
LS	26	George Saimes
RS	27	Tom Janik

## PASSING

	Att	Cmp	Yds	Cmp%	Yds/Att	TD	TD%	Int	Int%	Long	Sack/Lost	Rating
Darragh	215	92	917	42.8	4.27	3	1.4	14	6.5	41	—	33.0
Rutkowski	100	41	380	41.0	3.80	0	0.0	6	6.0	37	—	27.1
Stephenson	79	29	364	36.7	4.61	4	5.1	7	8.9	55t	—	31.8
McDermott	3	2	35	66.7	11.67	0	0.0	0	0.0	27	—	106.3
Flores	5	3	15	60.0	3.00	0	0.0	0	20.0	12	—	25.0
Russell	2	1	3	50.0	1.50	0	0.0	0	0.0	3	—	56.3
Anderson	1	0	0	0.0	0.00	0	0.0	0	0.0	0	—	39.6
BILLS	405	168	1714	41.5	4.23	7	1.7	28	6.9	0	39/371	31.2
OPPONENTS	340	143	2477	42.1	7.29	19	5.6	22	6.5	55t	31/273	59.2



# 1969 SEASON STATISTICS



4-10 | T-3RD IN AFL EAST | HEAD COACH JOHN RAUCH

Date	W/L Score	Opponent	Attendance
9/14	L 19-33	NY Jets	46,165
9/21	L 3-17	Houston	40,146
9/28	W 41-28	Denver	40,302
10/5	L 14-28	at Houston	46,485
10/11	W 23-16	Boston	46,201
10/19	L 21-50	at Oakland	54,418
10/26	L 6-24	at Miami	39,837
11/2	L 7-29	Kansas City	45,844
11/9	L 6-16	at NY Jets	62,680
11/16	W 28-3	Miami	32,686
11/23	L 21-35	at Boston	25,584
11/30	W 16-13	Cincinnati	35,122
12/7	L 19-22	at Kansas City	47,112
12/14	L 6-45	at San Diego	47,582

	BUF	OPP
<b>TOTAL FIRST DOWNS</b>	224	236
Rushing	83	106
Passing	122	118
Penalty	19	12
3rd Down: Made/Att	—	—
3rd Down Pct.	—	—
4th Down: Made/Att	—	—
4th Down: Pct.	—	—

<b>POSSESSION AVG.</b>	—	—
------------------------	---	---

<b>TOTAL NET YARDS</b>	3867	4344
Avg per Game	276.2	310.3
Total Plays	868	852
Avg per Play	4.5	5.1

<b>NET YARDS RUSHING</b>	1522	1858
Avg per Game	108.7	132.7
Total Rushes	384	454

<b>NET YARDS PASSING</b>	2345	2476
Avg per Game	167.5	177.6
Sacked/Yards Lost	42/371	31/296
Gross Yards	2716	2772
Att./Completions	442/215	368/175
Completion Pct.	48.6	47.6
Had Intercepted	30	19

<b>PUNTS/AVERAGE</b>	78/44.5	62/42.7
----------------------	---------	---------

<b>NET PUNTING AVG.</b>	37.5	—
-------------------------	------	---

<b>PENALTIES/YARDS</b>	67/632	71/719
------------------------	--------	--------

<b>FUMBLES/BALL LOST</b>	35/21	25/19
--------------------------	-------	-------

<b>TOUCHDOWNS</b>	26	40
Rushing	7	17
Passing	17	21
Returns	2	2

<b>SCORE BY PERIOD</b>	Q1	Q2	Q3	Q4	OT	PTS
BILLS	46	47	77	60	0	230
OPPONENTS	84	106	52	117	0	359

<b>SCORING</b>	Td	Ru	Pa	Rt	K-PAT	FG	S	Pts
Alford	0	0	0	0	23/24	17/26	0	74
Moses	5	0	5	0	0/0	0/0	0	30
Briscoe	5	0	5	0	0/0	0/0	0	30
Simpson	5	2	3	0	0/0	0/0	0	30
Enyart	3	1	2	0	0/0	0/0	0	18
Patrick	3	3	0	0	0/0	0/0	0	18
Anderson	1	1	0	0	0/0	0/0	0	6
Byrd	1	0	0	1	0/0	0/0	0	6
Edgerson	1	0	0	1	0/0	0/0	0	6
Masters	1	0	1	0	0/0	0/0	0	6
Grate	1	0	1	0	0/0	0/0	0	6
BILLS	26	17	23	23	24	17/26	23	60
OPP	40	17	21	2	39/40	26/41	359	

2-Pt. Conversions: **BILLS** 0-2, **OPPONENTS** 0-0

**SACKS:** Tatarek 6.0, Stratton 5.5, McDole 5.0, McBath 3.0, Saimes 2.0, Chandler 1.0, Guidry 1.0, Harvey 1.0, Jacobs 1.0, Richardson 1.0, Dunaway 0.5, Others 4.0  
**BILLS:** 31.0  
**OPPONENTS:** 42.0

<b>RUSHING</b>	No.	Yds	Avg	Long	TD
Simpson	181	697	3.9	32	2
Patrick	83	361	4.3	72	3
Enyart	47	191	4.1	26	1
Kemp	37	124	3.4	13	0
Anderson	13	74	5.7	16	1
Harris	10	25	2.5	9	0
Ridlehuber	4	25	6.3	11	0
Darragh	6	14	2.3	8	0
Sherman	2	14	7.0	10	0
Masters	1	-3	-3.0	-3	0
BILLS	384	1522	4.0	72	7
OPP	454	1858	4.1	44†	17

<b>RECEIVING</b>	No.	Yds	Avg	Long	TD
Moses	39	752	19.3	55†	5
Patrick	35	229	6.5	19	0
Masters	33	387	11.7	31	1
Briscoe	32	532	16.6	50†	5
Simpson	30	343	11.4	55†	3
Enyart	19	186	9.8	32	2
Thornton	14	134	9.6	21	0
Anderson	7	65	9.3	22	0
Crockett	4	50	12.5	19	0
Grate	1	19	19.0	19†	1
James	1	19	19.0	19	0
BILLS	215	2716	12.6	55†	17
OPP	175	2772	15.8	62	21

<b>INTERCEPTIONS</b>	No.	Yds	Avg	Long	TD
Byrd	7	95	13.6	32	1
Saimes	3	47	15.7	28	0
Guidry	2	39	19.5	39	0
Pitts	2	40	20.0	38	0
Richardson	2	17	8.5	17	0
Jacobs	2	13	6.5	12	0
Edgerson	1	0	0.0	0	0
BILLS	19	251	13.2	39	1
OPP	30	449	15.0	51	2

<b>PUNTING</b>	No.	Yds	Avg	Net	TB	In	Lg	B
Maguire	78	3471	44.5	37.5	4	19	78	1
BILLS	78	3471	44.5	37.5	4	19	78	1
OPP	62	2647	42.7	—	—	—	57	—

<b>PUNT RETURNS</b>	Ret	FC	Yds	Avg	Long	TD
Anderson	19	4	142	7.5	30	0
Byrd	7	2	37	5.3	32	0
Reeves	2	2	3	1.5	3	0
Ridlehuber	1	0	3	3.0	3	0
James	1	0	2	2.0	2	0
Richardson	1	0	0	0.0	0	0
BILLS	31	8	187	6.0	32	0
OPP	45	—	466	10.4	—	—

<b>KICKOFF RETURNS</b>	No.	Yds	Avg	Long	TD
Thornton	30	749	25.0	58	0
Simpson	21	529	25.2	73	0
Anderson	4	86	21.5	28	0
Crawford	3	74	24.7	31	0
Collins	2	14	7.0	14	0
Enyart	1	12	12.0	12	0
Harvey	1	11	11.0	11	0
BILLS	62	1475	23.8	73	0
OPP	55	1322	24.0	—	—

<b>FIELD GOALS</b>	1-19	20-29	30-39	40-49	50+
Alford	5-6	7-10	4-5	1-5	0-0
BILLS	5-6	7-10	4-5	1-5	0-0
OPP	5-5	9-11	6-9	5-14	1-2

Alford: (35G, 10G)(14G)[39B, 27G, 30G](44N)  
 (24G, 22G, 22G)(114G, 22N, 9G)(45N)(13B,  
 28N, 43N, 20G, 29G)(11)[33G, 24G, 35G, 24B]  
 (16G, 47N, 44G)(1)  
 OPPONENTS: (9G, 26G, 41G, 45N, 21G)(21G, 23N)  
 (30N)[54N, 44B, 40N, 45N](47N, 32G, 29N)  
 (20G, 36G)(12G)(47G, 34G, 37G, 44G, 18G)  
 (37G, 25G, 47N, 47G)(21G, 37N)(49N, 30N)  
 (16G, 26G, 45N)(52G, 8G, 47G, 20G, 25G)(33G, 48N)

<b>USUAL STARTERS</b>		
<b>OFFENSE</b>		
LT	77	Stew Barber
LG	66	Billy Shaw
C	50	Al Bemiller
RG	67	Briscoe O' Donnell
RT	79	Paul Costa
TE	87	Billy Masters
WR	25	Haven Moses
RB	30	Wayne Patrick
RB	32/33	OJ Simpson
QB	15	Jack Kemp
<b>DEFENSE</b>		
LE	72	Ron McDole
LT	78	Jim Dunaway
RT	71	Bob Tatarek
RE	76	Mike McBath
LLB	59	Paul Guidry (8)
	52	Edgar Chandler (6)
MLB	64	Harry Jacobs
RLB	58	Mike Stratton
LCB	24	Booker Edgerson
RCB	42	Butch Byrd
LS	48	John Pitts
RS	26	George Saimes (5)
	47	Pete Richardson (5)

<b>PASSING</b>	Att	Cmp	Yds	Cmp%	Yds/Att	TD	TD%	Int	Int%	Long	Sack/Lost	Rating
Kemp	344	170	1981	49.4	5.76	13	3.8	22	6.4	55†	21/187	53.2
Darragh	52	24	365	46.2	7.02	1	1.9	6	11.5	53	11/103	36.6
Harris	36	15	270	41.7	7.50	1	2.8	1	2.8	55	9/70	65.7
Flores	5	2	16	40.0	3.20	0	0.0	0	0.0	—	1/11	48.8
Sherman	2	2	20	100.0	10.00	1	50.0	0	0.0	19†	0/0	147.9
Ridlehuber	1	1	45	100.0	45.00	1	100.0	0	0.0	45†	0/0	158.3
Maguire	1	1	19	100.0	19.00	0	0.0	0	0.0	19	0/0	118.8
Briscoe	1	0	0	0.0	0.00	0	0.0	1	100.0	0	0/0	—
Anderson	1	0	0	0.0	0.00	0	0.0	0	0.0	0	0/0	39.6
BILLS	442	215	2716	48.6	6.14	17	3.8	30	6.8	55†	42/371	66.1
OPPONENTS	368	175	2772	47.6	7.53	21	5.7	19	5.2	62	31/296	70.6

# 1970 SEASON STATISTICS

3-10-1 | 4TH IN AFC EAST | HEAD COACH JOHN RAUCH



Date	W/L Score	Opponent	Attendance
9/20	L 10-25	Denver	34,882
9/27	L 0-19	Los Angeles	46,206
10/4	W 34-31	NY Jets	46,206
10/11	L 10-23	at Pittsburgh	42,140
10/18	L 14-33	Miami	41,312
10/25	W 10-6	at NY Jets	62,712
11/1	W 45-10	at Boston	31,148
11/8	L 14-43	Cincinnati	43,587
11/15	T 17-17	at Baltimore	60,240
11/22	L 13-31	at Chicago	41,015
11/29	L 10-14	Boston	31,427
12/6	L 6-20	at NY Giants	62,870
12/13	L 14-20	Baltimore	34,346
12/20	L 7-45	at Miami	70,990

BUF OPP

TOTAL FIRST DOWNS	203	213
Rushing	71	87
Passing	120	103
Penalty	12	23
3rd Down: Made/Att	—	—
3rd Down Pct.	—	—
4th Down: Made/Att	—	—
4th Down: Pct.	—	—

POSSESSION AVG.	—	—
TOTAL NET YARDS	3895	3806
Avg per Game	278.2	271.9
Total Plays	822	853
Avg per Play	4.7	4.5

NET YARDS RUSHING	1465	1718
Avg per Game	104.6	122.7
Total Rushes	367	484

NET YARDS PASSING	2430	2088
Avg per Game	173.6	149.1
Sacked/Yards Lost	53/486	31/246
Gross Yards	2916	2334
Att./Completions	402/213	338/157
Completion Pct.	53.0	46.4
Had Intercepted	26	11

PUNTS/AVERAGE	83/38.9	76/43.9
---------------	---------	---------

NET PUNTING AVG.	34.9	—
------------------	------	---

PENALTIES/YARDS	99/1108	73/814
-----------------	---------	--------

FUMBLES/BALL LOST	37/26	23/15
-------------------	-------	-------

TOUCHDOWNS	25	35
Rushing	8	16
Passing	13	15
Returns	4	4

SCORE BY PERIOD	Q1	Q2	Q3	Q4	OT	PTS
BILLS	54	70	21	59	0	204
OPPONENTS	67	96	84	90	0	337

SCORING	TD	R	Pa	Rt	K-PAT	FG	S	Pts
Guthrie	0	0	0	0	24/25	10/19	0	54
Briscoe	8	0	8	0	0/0	0/0	0	48
Simpson	6	5	0	1	0/0	0/0	0	36
Grate	2	0	2	0	0/0	0/0	0	12
Jones	2	1	0	1	0/0	0/0	0	12
Moses	2	0	2	0	0/0	0/0	0	12
Byrd	1	0	0	1	0/0	0/0	0	6
Chandler	1	0	0	1	0/0	0/0	0	6
Enyart	1	0	1	0	0/0	0/0	0	6
Pate	1	1	0	0	0/0	0/0	0	6
Patrick	1	1	0	0	0/0	0/0	0	6
BILLS	25	8	13	4	24/25	10/19	204	
OPP	35	16	15	4	35/35	30/46	337	

SACKS: Cowlings 5.0, Guidry 4.0, McDole 3.0, McBeth 2.0, Dunaway 1.5, Stratton 1.5, Chandler 1.0, McCaffrey 1.0, Richardson 1.0, Tatarek 1.0, Others 10.0  
BILLS: 31.0  
OPPONENTS 53.0

RUSHING	No.	Yds	Avg	Long	TD
Simpson	120	488	4.1	56t	5
Patrick	66	259	3.9	20	1
Shaw	39	210	5.4	20	0
Enyart	58	196	3.4	17	0
Pate	46	162	3.5	18	1
Jones	31	113	3.6	17	1
Darragh	1	26	26.0	26	0
Briscoe	3	19	6.3	11	0
Harris	3	-8	-2.7	1	0
BILLS	367	1465	4.0	56t	8
OPP	484	1718	3.5	53	16

RECEIVING	No.	Yds	Avg	Long	TD
Briscoe	57	1036	18.2	48	8
Moses	39	726	18.6	45	2
Enyart	35	235	6.7	37t	1
Pate	19	103	5.4	21	0
Patrick	16	142	8.9	38	0
Denney	14	201	14.4	31	0
Simpson	10	139	13.9	36	0
Jones	8	89	11.1	34	0
Grate	7	147	21.0	32	2
Alexander	4	51	12.8	16	0
Moss	2	31	15.5	22	0
Glosson	2	16	8.0	14	0
BILLS	213	2916	13.7	48	13
OPP	157	2334	14.9	72t	15

INTERCEPTIONS	No.	Yds	Avg	Long	TD
Richardson	5	46	9.2	22	0
Byrd	4	63	15.8	33	1
Chandler	1	59	59.0	59t	1
Pitts	1	11	11.0	11	0
BILLS	11	179	16.3	59t	2
OPP	26	334	12.8	86	0

PUNTING	No.	Yds	Avg	Net	TB	In	Lg	B
Maguire	83	3228	38.9	34.9	2	13	58	1
BILLS	83	3228	38.9	34.9	2	13	58	1
OPP	76	3343	44.0	—	—	—	57	0

PUNT RETURNS	Ret	FC	Yds	Avg	Long	TD
Pharr	23	4	184	8.0	54	0
Hill	19	2	102	5.4	24	0
Allen	2	2	10	5.0	8	0
Alexander	1	1	2	2.0	2	0
BILLS	45	9	298	6.6	54	0
OPP	42	23	291	6.9	45	0

KICKOFF RETURNS	No.	Yds	Avg	Long	TD
Alexander	12	204	17.0	30	0
Hill	9	165	18.3	31	0
Simpson	7	333	47.6	95t	1
Jones	7	162	23.1	52t	1
Moss	6	131	21.8	56	0
Glosson	4	61	15.3	21	0
Enyart	3	60	20.0	22	0
Patrick	3	38	12.7	15	0
Collins	2	17	8.5	10	0
McCaffrey	2	15	7.5	8	0
Laster	2	8	4.0	8	0
Pate	1	21	21.0	21	0
Andrews	1	16	16.0	16	0
McBeth	1	7	7.0	7	0
Pharr	1	6	6.0	6	0
Dunaway	1	0	0.0	0	0
BILLS	62	1244	20.1	95t	2
OPP	46	1112	24.2	95t	1

FIELD GOALS	1-19	20-29	30-39	40-49	50+
Guthrie	3-3	3-4	2-3	1-4	1-5
BILLS	3-3	3-4	2-3	1-4	1-5
OPP	4-4	8-9	9-15	9-16	0-2

Guthrie: (16G)( ) (10G,40G)(52G,39N)(42N)(52N,46N,9G)(20G,47N)(23B)(36G,55N)(50N)(37G)(23G,28G,51N)( ) ( )  
OPPONENTS: (40N,27G,48G,31G)(21G,19G,46G,40N,21G,34N)(22G,44N,46N,45N,32N,38N)(29G,49G,51N,42G)(46G,42G,47G,30G)(50N,29G,33G)(32G,34N)(22G,30G,13G,34G,43)(28N,37N,17G)(36N,37G)( ) (48N,43N,26G,15G)(32G,38G)(43G)

## USUAL STARTERS

OFFENSE		
WR	25	Haven Moses
LT	54	Howard Kindig (8)
	75	Art Laster (6)
LG	73	Richard Cheek
C	57	Frank Marchlewski
RG	67	Joe O' Donnell
RT	79	Paul Costa
TE	84	Austin Denney
WR	86	Marlin Briscoe
RB	30	Wayne Patrick
RB	32	OJ Simpson
QB	16	Dennis Shaw

DEFENSE		
LE	72	Ron McDole
LT	78	Jim Dunaway
RT	65	Wadley Harvey
RE	82	Al Cowlings
LLB	59	Paul Guidry
MLB	52	Edgar Chandler
RLB	58	Mike Stratton
LCB	20	Robert James
RCB	42	Butch Byrd
LS	48	John Pitts
RS	47	Pete Richardson

PASSING	Att	Cmp	Yds	Cmp%	Yds/Att	TD	TD%	Int	Int%	Long	Sack/Lost	Rating
Shaw	321	178	2507	55.5	7.81	10	3.1	20	6.2	—	41/387	65.3
Harris	50	24	338	48.0	6.76	3	6.0	4	8.0	—	7/63	56.9
Darragh	29	11	71	37.9	2.45	0	0.0	2	6.9	—	5/36	17.5
Simpson	2	0	0	0.0	0.00	0	0.0	0	0.0	0	0/0	39.6
BILLS	402	213	2916	53.0	7.25	13	3.2	26	6.5	48	53/486	60.3
OPPONENTS	338	157	2334	46.4	6.91	15	4.4	11	3.3	72t	31/246	70.8

# 1971 SEASON STATISTICS

1-13 | 5TH IN AFC EAST | HEAD COACH HARVEY JOHNSON



Date	W/L Score	Opponent	Attendance
9/19	L 37-49	Dallas	46,206
9/26	L 14-29	Miami	45,139
10/3	L 0-19	at Minnesota	47,900
10/10	L 0-43	Baltimore	46,206
10/17	L 17-28	at NY Jets	61,498
10/23	L 3-20	at San Diego	49,261
10/31	L 23-28	St. Louis	40,040
11/7	L 0-34	at Miami	61,061
11/14	L 33-38	at New England	57,446
11/21	L 7-20	NY Jets	41,577
11/28	W 27-20	New England	27,166
12/5	L 0-24	at Baltimore	58,476
12/12	L 14-20	Houston	28,107
12/19	L 9-22	at Kansas City	48,121

	BUF	OPP
<b>TOTAL FIRST DOWNS</b>	185	250
Rushing	68	135
Passing	96	101
Penalty	21	14
3rd Down: Made/Att	—	—
3rd Down Pct.	—	—
4th Down: Made/Att	—	—
4th Down: Pct.	—	—

**POSSESSION AVG.** — —

	3326	4604
<b>TOTAL NET YARDS</b>	3326	4604
Avg per Game	237.6	328.9
Total Plays	770	895
Avg per Play	4.3	5.1

	1337	2496
<b>NET YARDS RUSHING</b>	1337	2496
Avg per Game	95.5	178.3
Total Rushes	320	562

	1989	2108
<b>NET YARDS PASSING</b>	1989	2108
Avg per Game	142.1	150.6
Sacked/Yards Lost	49/421	30/225
Gross Yards	2410	2333
Att./Completions	401/202	303/157
Completion Pct.	50.4	51.8
Had Intercepted	32	11

**PUNTS/AVERAGE** 75/40.9 66/39.0

**NET PUNTING AVG.** 33.3 —

**PENALTIES/YARDS** 74/691 89/883

**FUMBLES/BALL LOST** 33/16 17/11

	21	45
<b>TOUCHDOWNS</b>	21	45
Rushing	6	21
Passing	12	20
Returns	3	4

<b>SCORE BY PERIOD</b>	Q1	Q2	Q3	Q4	OT	PTS
BILLS	38	62	43	41	0	184
OPPONENTS	82	110	83	119	0	394

<b>SCORING</b>	TD	R	Pa	Rt	K-PAT	FG	S	Pts
Leypoldt	0	0	0	12	12	9/15	0	39
Briscoe	5	0	5	0	0/0	0/0	0	30
Simpson	5	5	0	0	0/0	0/0	0	30
Guthrie	0	0	0	8	9	3/10	0	17
I. Hill	2	0	1	1	0/0	0/0	0	12
J.D. Hill	2	0	2	0	0/0	0/0	0	12
Moses	2	0	2	0	0/0	0/0	0	12
James	1	0	0	1	0/0	0/0	0	6
G. Jones	1	0	1	0	0/0	0/0	0	6
Koy	1	0	1	0	0/0	0/0	0	6
Patrick	1	1	0	0	0/0	0/0	0	6
Wyatt	1	0	0	1	0/0	0/0	0	6
E. Chandler	0	0	0	0	0/0	0/0	1	2
BILLS	21	6	12	3	20	12/25	1	184
OPP	45	21	20	4	45	25/38	3	94

**SACKS:** Cowlings 7.5, Snowden 5.5, Guidry 5.0, Tatarek 4.0, McBeth 2.0, Andrews 1.5, Dunaway 1.0, Gant 1.0, Richardson 1.0, Hurston 0.5, Team 1.0  
**BILLS: 30.0**  
**OPPONENTS: 49.0**

<b>RUSHING</b>	No.	Yds	Avg	Long	TD
Simpson	183	742	4.1	46t	5
Patrick	79	332	4.2	41	1
Braxton	21	84	4.0	14	0
Shaw	14	82	5.9	12	0
G. Jones	16	53	3.3	11	0
Harris	6	42	7.0	13	0
J.D. Hill	1	2	2.0	2	0
BILLS	320	1337	4.2	46t	6
OPP	562	2496	4.4	45t	21

<b>RECEIVING</b>	No.	Yds	Avg	Long	TD
Briscoe	44	603	13.7	75t	5
Patrick	36	327	9.1	62	0
Moses	23	470	20.4	73t	2
Simpson	21	162	7.7	38	0
Braxton	18	141	7.8	25	0
G. Jones	16	113	7.1	21	1
White	13	130	10.0	21	0
J.D. Hill	11	216	19.6	47t	2
Koy	10	133	13.3	22	1
B. Chandler	5	60	12.0	20	0
I. Hill	5	55	11.0	26t	1
BILLS	202	2410	11.9	75t	12
OPP	157	2333	14.9	80t	20

<b>INTERCEPTIONS</b>	No.	Yds	Avg	Long	TD
James	4	25	6.3	25	0
Pitts	2	12	6.0	12	0
Wyatt	1	30	30.0	30	0
E. Chandler	1	13	13.0	13	0
Guidry	1	13	13.0	13	0
Andrews	1	0	0.0	0	0
Richardson	1	0	0.0	0	0
BILLS	11	93	8.5	30	0
OPP	32	418	13.1	53	3

<b>PUNTING</b>	No.	Yds	Avg	Net	TB	In	Lg	B
S. Jones	72	2966	41.2	—	6	10	62	1
Chapple	3	101	33.7	—	0	0	47	0
BILLS	75	3067	40.9	33.3	6	10	62	1
OPP	66	2575	39.0	—	—	—	62	—

<b>PUNT RETURNS</b>	Ret	FC	Yds	Avg	Long	TD
I. Hill	14	2	133	9.5	68t	1
Wyatt	23	3	188	8.2	61t	1
Beamer	7	5	22	3.1	10	0
Allen	0	1	0	0.0	0	0
BILLS	44	11	343	7.8	68t	2
OPP	40	16	446	11.2	50	0

<b>KICKOFF RETURNS</b>	No.	Yds	Avg	Long	TD
Wyatt	30	762	25.4	39	0
Beamer	20	394	19.7	44	0
I. Hill	12	280	23.3	36	0
Braxton	5	90	18.0	28	0
Simpson	4	107	26.8	43	0
Kindig	2	16	8.0	8	0
G. Jones	1	24	24.0	24	0
BILLS	74	1673	22.6	44	0
OPP	42	971	23.1	60	0

<b>FIELD GOALS</b>	1-19	20-29	30-39	40-49	50+
Leypoldt	3-3	0-2	1-1	5-6	0-3
Guthrie	0-0	0-1	1-2	1-5	1-2
BILLS	3-3	0-3	2-3	6-11	1-5
OPP	7-7	3-5	4-11	11-14	0-1

Guthrie: (40G,49N)(44N)(49B)(49N)(51G)(35N,22B,36G,48N)  
 Leypoldt: ( ) (50N)(17G,48G,17G,12G)(28N,40N)(49N,48G,41G)(22N,55B)( ) (45G,31G,49G)  
 OPPONENTS: ( ) (15G,46G,13G,9G,48G,35B)(44B,40G)(42G,28G)(37N)(9G,10G)(34B)(48G,24G)(38G)(42N,33N,37G,31G)(40G,17G)(39N,37N,29N,13G)(44G,38N,44G,53N)(48G,23G,25N,48G,45G,47N,34G))

**USUAL STARTERS**

<b>OFFENSE</b>	
WR	25 Haven Moses
LT	62 Levert Carr (7)
	68 Willie Young (7)
LG	61 Jim Reilly
C	51 Bruce Jarvis
RG	67 Joe O' Donnell (7)
	62 Levert Carr (7)
RT	74 Donnie Green
TE	80 Jan White
WR	86 Marlin Briscoe
RB	30 Wayne Patrick
RB	32 OJ Simpson
QB	16 Dennis Shaw

<b>DEFENSE</b>	
IE	82 Al Cowlings
LT	78 Jim Dunaway
RT	71 Bob Tatarek
RE	75 Cal Snowden
LLB	59 Paul Guidry
MLB	52 Edgar Chandler
RLB	56 Al Andrews
LCB	20 Robert James
RCB	41 Alvin Wyatt
LS	48 John Pitts
RS	47 Pete Richardson (7)
	21 Jackie Allen (7)

<b>PASSING</b>	Att	Cmp	Yds	Cmp%	Yds/Att	TD	TD%	Int	Int%	Long	Sack/Lost	Rating
Shaw	291	149	1813	51.2	6.23	11	3.8	26	8.9	75t	33/276	46.1
Harris	103	51	512	49.5	4.97	1	1.0	6	5.8	62	16/145	43.0
Briscoe	2	1	36	50.0	18.00	0	0.0	0	0.0	36	0/0	95.8
Braxton	3	1	49	33.3	16.33	0	0.0	0	0.0	49	0/0	81.9
Simpson	2	0	0	0.0	—	0	0.0	0	0.0	0	0/0	39.6
BILLS	401	202	2410	50.4	6.01	12	3.0	32	8.0	75t	49/421	45.8
OPPONENTS	303	157	2333	51.8	7.70	20	6.6	11	3.6	80t	30/225	84.0

# 1972 SEASON STATISTICS

4-9-11 | 4TH IN AFC EAST | HEAD COACH LOU SABAN



Date	W/L Score	Opponent	Attendance
9/17	L 24-41	NY Jets	46,206
9/24	W 27-20	San Francisco	45,845
10/1	L 0-17	Baltimore	46,206
10/8	W 38-14	New England	41,749
10/15	L 16-28	at Oakland	53,501
10/22	L 23-24	at Miami	80,010
10/29	L 21-38	Pittsburgh	45,882
11/5	L 16-30	Miami	46,206
11/12	L 3-41	at NY Jets	62,853
11/19	W 27-24	at New England	60,999
11/26	L 10-27	at Cleveland	70,104
12/3	L 7-35	at Baltimore	55,390
12/10	T 21-21	Detroit	41,583
12/17	W 24-17	at Washington	53,039

	BUF	OPP
<b>TOTAL FIRST DOWNS</b>	221	249
Rushing	104	125
Passing	98	95
Penalty	19	29
3rd Down: Made/Att	69/198	78/186
3rd Down Pct.	34.5	41.9
4th Down: Made/Att	—	—
4th Down: Pct.	—	—

**POSSESSION AVG.** — —

	BUF	OPP
<b>TOTAL NET YARDS</b>	3733	4183
Avg per Game	266.6	298.8
Total Plays	877	862
Avg per Play	4.3	4.9

	BUF	OPP
<b>NET YARDS RUSHING</b>	2132	2232
Avg per Game	152.3	159.4
Total Rushes	512	532

	BUF	OPP
<b>NET YARDS PASSING</b>	1601	1951
Avg per Game	114.4	139.4
Sacked/Yards Lost	49/411	22/197
Gross Yards	2012	2148
Att./Completions	316/164	308/131
Completion Pct.	51.9	42.5
Had Intercepted	24	23

**PUNTS/AVERAGE** 80/38.8 65/39.5

**NET PUNTING AVG.** 33.7 —

**PENALTIES/YARDS** 87/900 78/685

**FUMBLES/BALL LOST** 29/15 20/8

	BUF	OPP
<b>TOUCHDOWNS</b>	30	47
Rushing	11	26
Passing	16	19
Returns	3	2

SCORE BY PERIOD	Q1	Q2	Q3	Q4	OT	PTS
BILLS	35	95	38	89	0	257
OPPONENTS	79	92	89	117	0	377

SCORING	TD	R	Pa	Rt	K-PAT	FG	S	Pts
Leyboldt	0	0	0	0	29/30	16/24	0	77
Braxton	6	5	1	0	0/0	0/0	0	36
Simpson	6	6	0	0	0/0	0/0	0	36
Hill	5	0	5	0	0/0	0/0	0	30
Chandler	5	0	5	0	0/0	0/0	0	30
White	2	0	2	0	0/0	0/0	0	12
Greene	1	0	0	1	0/0	0/0	0	6
Jackson	1	0	1	0	0/0	0/0	0	6
Lee	1	0	0	1	0/0	0/0	0	6
Moses	1	0	1	0	0/0	0/0	0	6
Patrick	1	0	1	0	0/0	0/0	0	6
Wyatt	1	0	0	1	0/0	0/0	0	6
BILLS	30	11	16	3	29/30	16/24	257	
OPP	47	26	19	2	47/47	16/27	377	

**SACKS:** Patulski 5.0, Cowlings 4.0, Croft 3.5, Guidry 3.0, Washington 2.5, Tyler 1.0, Wyatt 1.0, Greene 1.0, Lee 1.0  
**BILLS:** 22.0  
**OPPONENTS:** 49.0

RUSHING	No.	Yds	Avg	Long	TD
Simpson	292	1251	4.3	94t	6
Braxton	116	453	3.9	21	5
Patrick	35	130	3.7	9	0
Shaw	35	138	3.9	16	0
Jackson	17	57	3.4	15	0
Chandler	3	27	9.0	16	0
Hart	5	19	3.8	16	0
Taliaferro	5	19	3.8	14	0
Jones	2	18	9.0	10	0
Hill	1	11	11.0	11	0
Koy	1	9	9.0	9	0
BILLS	512	2132	4.2	94t	11
OPP	532	2232	4.2	33	26

RECEIVING	No.	Yds	Avg	Long	TD
Hill	52	754	14.5	58t	5
Chandler	33	528	16.0	43t	5
Simpson	27	198	7.3	25	0
Braxton	24	232	9.7	25	1
White	12	148	12.3	18	2
Patrick	8	42	5.3	10	1
Moses	3	60	20.0	25t	1
Jackson	2	21	10.5	13t	1
Harrison	1	16	16.0	16	0
Koy	1	9	9.0	9	0
Washington	1	4	4.0	4	0
BILLS	164	2012	12.3	58t	16
OPP	131	2148	16.4	63t	19

INTERCEPTIONS	No.	Yds	Avg	Long	TD
Lee	6	155	25.8	61	1
Tyler	4	61	15.3	27	0
Wyatt	4	52	13.0	49t	1
Greene	3	45	15.0	39t	1
Farley	1	42	42.0	42	0
Pitts	1	10	10.0	10	0
Washington	1	4	4.0	4	0
Guidry	1	0	0.0	0	0
James	1	0	0.0	0	0
Stratton	1	0	0.0	0	0
BILLS	23	369	16.0	61	3
OPP	24	205	8.5	36	1

PUNTING	No.	Yds	Avg	Net	TB	In	Lg	B
Jones	80	3104	38.8	33.7	4	15	67	1
BILLS	80	3104	38.8	33.7	4	15	67	1
OPP	65	2570	39.5	—	—	—	55	0

PUNT RETURNS	Ret	FC	Yds	Avg	Long	TD
Wyatt	11	5	85	7.7	27	0
Cole	7	6	35	5.0	12	0
Hill	4	1	24	6.0	12	0
Greene	2	4	18	9.0	9	0
Harrison	1	2	2	2.0	2	0
BILLS	25	18	164	6.6	27	0
OPP	39	16	329	8.4	65t	1

KICKOFF RETURNS	No.	Yds	Avg	Long	TD
Wyatt	17	432	25.4	43	0
Cole	16	415	25.9	51	0
Greene	15	378	25.2	66	0
Koy	5	63	12.6	25	0
Selfridge	3	36	12.0	16	0
Hill	2	32	16.0	26	0
Simpson	1	21	21.0	21	0
Braxton	1	12	12.0	12	0
BILLS	60	1389	23.2	66	0
OPP	29	643	22.2	82	0

FIELD GOALS	1-19	20-29	30-39	40-49	50+
Leyboldt	2-2	4-5	6-7	4-9	0-1
BILLS	2-2	4-5	6-7	4-9	0-1
OPP	3-3	4-4	6-9	2-10	1-1

Leyboldt: (48G)(32G, 22G, 35N)(42G)(11N)  
 (47N, 32G, 31G, 22G)(35G, 34G, 45G)(47N)  
 (27N, 28G)(9G)(44G, 45G)(38G)(51N)(43N, 41N)  
 (23N)  
 OPPONENTS: (35G, 11G)(47G, 35N, 20G)  
 (43N, 30G, 30N, 45N)(1)(40N)(54G)(29G)  
 (33G, 17G, 16G)(26G, 25G)(39N, 36G)(33G, 49G)  
 (48N, 47N)(48N, 43N)(35G, 49N)

**USUAL STARTERS**

OFFENSE		
WR	40	J.D. Hill
LT	78	Dave Foley
LG	67	Reggie McKenzie
C	68	Remi Prudhomme
RG	69	Robert Penchion
RT	74	Donnie Green
TE	80	Jan White
WR	81	Bob Chandler
RB	34	Jim Braxton
RB	32	OJ Simpson
QB	16	Dennis Shaw

DEFENSE		
LE	85	Walt Patulski
LT	72	Don Croft
RT	77	Jerry Patton
RE	82	Al Cowlings
LLB	59	Paul Guidry
MLB	63	Dick Cunningham (7)
	56	Ken Lee (6)
RLB	58	Mike Stratton
LCB	20	Robert James
RCB	43	Tony Greene
LS	42	Maurice Tyler
RS	47	Leon Garror

PASSING	Att	Cmp	Yds	Cmp%	Yds/Att	TD	TD%	Int	Int%	Long	Sack/Lost	Rating
Shaw	258	136	1666	52.7	6.45	14	5.4	17	6.6	58t	37/320	63.5
Taliaferro	33	16	176	48.5	5.33	1	3.0	4	12.1	24	6/48	35.2
Hart	15	6	53	40.0	3.53	0	0.0	3	20.0	13	5/32	10.6
Simpson	8	5	113	62.5	14.13	1	12.5	0	0.0	34	1/11	145.8
Jones	2	1	4	50.0	2.00	0	0.0	0	0.0	4	0/0	56.3
BILLS	316	164	2012	51.9	6.37	16	5.1	24	7.6	58t	49/411	57.1
OPPONENTS	308	131	2148	42.5	6.97	19	6.2	23	7.5	63t	22/197	56.0

# 1973 SEASON STATISTICS

9-5 | 2ND IN AFC EAST | HEAD COACH LOU SABAN



Date	W/L Score	Opponent	Attendance
9/16	W 31-13	at New England	56,119
9/23	L 7-34	at San Diego	47,588
9/30	W 9-7	NY Jets	77,425
10/7	W 27-26	Philadelphia	72,364
10/14	W 31-13	Baltimore	78,875
10/21	L 6-27	at Miami	65,241
10/29	W 23-14	Kansas City	76,071
11/4	L 0-13	at New Orleans	74,770
11/11	L 13-16	Cincinnati	76,927
11/18	L 0-17	Miami	77,138
11/25	W 24-17	at Baltimore	52,250
12/2	W 17-6	at Atlanta	54,607
12/9	W 37-13	New England	72,470
12/16	W 34-14	at NY Jets	47,740

	BUF	OPP
<b>TOTAL FIRST DOWNS</b>	219	231
Rushing	152	101
Passing	60	112
Penalty	7	18
3rd Down: Made/Att	77/195	65/185
3rd Down Pct.	39.5	35.1
4th Down: Made/Att	—	—
4th Down: Pct.	—	—

**POSSESSION AVG.** — —

	4085	3915
<b>TOTAL NET YARDS</b>	4085	3915
Avg per Game	291.8	279.6
Total Plays	849	855
Avg per Play	4.8	4.6

	3088	1797
<b>NET YARDS RUSHING</b>	3088	1797
Avg per Game	220.6	128.4
Total Rushes	605	455

	997	2118
<b>NET YARDS PASSING</b>	997	2118
Avg per Game	71.2	151.3
Sacked/Yards Lost	31/239	32/276
Gross Yards	1236	2394
Att./Completions	213/96	368/166
Completion Pct.	45.1	45.1
Had Intercepted	14	14

**PUNTS/AVERAGE** 66/40.3 63/39.8

**NET PUNTING AVG.** 34.7 —

**PENALTIES/YARDS** 75/744 53/485

**FUMBLES/BALL LOST** 27/13 30/19

	28	25
<b>TOUCHDOWNS</b>	28	25
Rushing	20	11
Passing	4	12
Returns	4	2

SCORE BY PERIOD	Q1	Q2	Q3	Q4	OT	PTS
BILLS	64	71	61	63	0	259
OPPONENTS	58	84	38	50	0	230

SCORING	TD	R	Pa	Rt	K-PAT	FG	S	Pts
Leyboldt	0	0	0	0	27/27	21/30	0	90
Simpson	12	12	0	0	0/0	0/0	0	72
Braxton	4	4	0	0	0/0	0/0	0	24
Chandler	3	0	3	0	1/1	0/0	0	19
Watkins	3	2	1	0	0/0	0/0	0	18
Ferguson	2	2	0	0	0/0	0/0	0	12
Francis	2	0	2	0	0/0	0/0	0	12
Cahill	1	0	0	1	0/0	0/0	0	6
Harrison	1	0	0	1	0/0	0/0	0	6
BILLS	28	20	4	4	28/28	21/30	259	
OPP	25	11	2	2	23/25	19/34	230	

**SACKS:** Edwards 8.5, Patulski 7.0, Patton 6.0, Kadish 3.5, Winans 2.0, Hagen 1.0, Lewis 1.0, Okoniewski 1.0, Skorupan 1.0, Others 1.0

**BILLS:** 32.0  
**OPPONENTS:** 31.0

RUSHING	No.	Yds	Avg	Long	TD
Simpson	332	2003	6.0	80†	12
Braxton	108	494	4.6	36	4
Watkins	98	414	4.2	17	2
Ferguson	48	147	3.1	24	2
Van Valkenberg	2	20	10.0	12	0
Cornell	4	13	3.3	7	0
Steve Jones	3	9	3.0	7	0
Shaw	4	2	0.5	1	0
Spike Jones	1	0	0.0	0	0
Chandler	5	-14	-2.8	18	0
BILLS	605	3088	5.1	80†	20
OPP	455	1797	3.9	45	11

RECEIVING	No.	Yds	Avg	Long	TD
Chandler	30	427	14.2	37†	3
Hill	29	422	14.6	42	0
Watkins	12	86	7.2	20	1
Seymour	10	114	11.4	22	0
Braxton	6	101	16.8	37	0
Simpson	6	70	11.7	24	0
R. Jarvis	1	12	12.0	12	0
Van Valkenberg	1	7	7.0	7	0
Ferguson	1	-3	-3.0	-3	0
BILLS	96	1236	12.9	42	4
OPP	166	2394	14.5	64	12

INTERCEPTIONS	No.	Yds	Avg	Long	TD
Harrison	5	117	23.4	38	1
Cheyunski	3	31	10.3	31	0
Kellerman	2	23	11.5	19	0
Walker	1	22	22.0	22	0
Garror	1	0	0.0	0	0
Greene	1	0	0.0	0	0
James	1	0	0.0	0	0
Stone	0	31	—	31	0
BILLS	14	224	16.0	38	1
OPP	14	149	10.6	25	0

PUNTING	No.	Yds	Avg	Net	TB	In	Lg	B
Spike Jones	66	2660	40.3	34.7	3	15	62	0
BILLS	66	2660	40.3	34.7	3	15	62	0
OPP	63	2507	39.8	—	—	—	60	1

PUNT RETURNS	Ret	FC	Yds	Avg	Long	TD
Walker	25	4	210	8.4	23	0
Cahill	4	1	71	17.8	51†	1
Chandler	2	4	5	2.5	3	0
Hill	1	0	-9	-9.0	-9	0
BILLS	32	9	277	8.7	51†	1
OPP	34	19	312	9.2	72†	1

KICKOFF RETURNS	No.	Yds	Avg	Long	TD
Francis	23	687	29.9	101†	2
Cahill	2	42	21.0	24	0
Steve Jones	6	116	19.3	22	0
Watkins	1	18	18.0	18	0
R. Jarvis	5	84	16.8	25	0
Parker	1	16	16.0	16	0
Greene	1	7	7.0	7	0
Cornell	1	2	2.0	2	0
Branton	1	0	0.0	0	0
Van Valkenberg	1	0	0.0	0	0
BILLS	42	972	23.1	101†	2
OPP	44	934	21.2	101†	1

FIELD GOALS	1-19	20-29	30-39	40-49	50+
Leyboldt	7-7	3-5	5-6	4-8	2-4
BILLS	7-7	3-5	5-6	4-8	2-4
OPP	6-6	6-9	4-7	2-8	1-4

Leyboldt: (44N, 48G)(41N)(42N, 39N, 20G, 42G)  
(12G, 47G)(52G)(11G, 54N, 50G)(52N, 31G, 17G,  
8G, 41N)( ) (21G, 39G)(23G)(36G, 25N, 20G, 45N)  
(34G, 34G, 19G)(12G, 11G)  
OPPONENTS: (53N)(49N, 23N)(39N)  
(51G, 22G, 14G, 54N, 19G, 26N)(19G, 22G)(28G, 47G)  
( ) (50N, 42G, 47N, 24G)(35G, 36G, 47N, 33G, 33N)  
(39G, 41N, 39N)(49N, 43N, 23N, 27G)(26G, 16G)  
(14G, 12G)( )

## USUAL STARTERS

OFFENSE		
WR	40	J.D. Hill
LT	78	Dave Foley
LG	67	Reggie McKenzie
C	51	Bruce Jarvis (8)
	53	Mike Montler (6)
RG	68	Joe DeLamielleure
RT	74	Donnie Green
TE	87	Paul Seymour
WR	81	Bob Chandler
RB	38	Larry Watkins
RB	32	OJ Simpson
QB	12	Joe Ferguson

## DEFENSE

LE	85	Walt Patulski
LT	77	Jerry Patton
RT	71	Mike Kadish
RE	73	Earl Edwards
LLB	55	John Skorupan
MLB	50	Jim Cheyunski
RLB	56	Richard Lewis
LCB	20	Robert James
RCB	28	Dwight Harrison
LS	24	Ernie Kellerman
RS	43	Tony Greene

PASSING	Att	Cmp	Yds	Cmp%	Yds/Att	TD	TD%	Int	Int%	Long	Sack/Lost	Rating
Ferguson	164	73	939	44.5	5.73	4	2.4	10	6.1	42	20/164	45.6
Shaw	46	22	300	47.8	6.52	0	0.0	4	8.7	40	11/75	32.8
Simpson	2	1	-3	50.0	-1.50	0	0.0	0	0.0	-3	0/0	56.3
Chandler	1	0	0	0.0	0.00	0	0.0	0	0.0	0	0/0	39.6
BILLS	213	96	1236	45.1	5.80	4	1.9	14	6.6	42	31/239	42.7
OPPONENTS	368	166	2394	45.1	6.51	12	3.3	14	3.8	64	32/276	62.0

# 1974 SEASON STATISTICS

9-5 | 2ND IN AFC EAST | HEAD COACH LOU SABAN



Date	W/L Score	Opponent	Attendance
9/16	W 21-20	Oakland	79,876
9/22	L 16-24	Miami	78,990
9/29	W 16-12	NY Jets	76,978
10/6	W 27-7	at Green Bay	56,267
10/13	W 27-14	at Baltimore	40,626
10/20	W 30-28	New England	78,935
10/27	W 16-6	Chicago	77,910
11/3	W 29-28	at New England	58,932
11/10	L 9-21	Houston	79,223
11/17	L 28-35	at Miami	69,313
11/24	W 15-10	at Cleveland	66,504
12/1	W 6-0	Baltimore	75,325
12/8	L 10-20	at NY Jets	32,805
12/15	L 14-19	at Los Angeles	84,324

**AFC DIVISIONAL PLAYOFF**  
 12/22 L 14-32 at Pittsburgh 48,321

	BUF	OPP
<b>TOTAL FIRST DOWNS</b>	220	219
Rushing	118	96
Passing	85	97
Penalty	17	26
3rd Down: Made/Att	68/184	77/199
3rd Down Pct.	37.0	38.7
4th Down: Made/Att	—	—
4th Down: Pct.	—	—

**POSSESSION AVG.** — —

	BUF	OPP
<b>TOTAL NET YARDS</b>	3586	3474
Avg per Game	256.0	248.1
Total Plays	829	833
Avg per Play	4.3	4.2

**NET YARDS RUSHING** 2094 1854

	BUF	OPP
Avg per Game	149.9	132.4
Total Rushes	545	491

**NET YARDS PASSING** 1492 1611

	BUF	OPP
Avg per Game	106.6	115.7
Sacked/Yards Lost	33/236	32/287
Gross Yards	1728	1898
Att./Completions	251/128	311/146
Completion Pct.	51.0	46.9
Had Intercepted	15	20

**PUNTS/AVERAGE** 69/40.6 77/37.1

**NET PUNTING AVG.** 32.2 —

**PENALTIES/YARDS** 79/706 63/592

**FUMBLES/BALL LOST** 32/14 26/11

**TOUCHDOWNS** 30 32

	BUF	OPP
Rushing	11	19
Passing	14	11
Returns	5	2

**SCORE BY PERIOD** Q1 Q2 Q3 Q4 OT PTS

Team	Q1	Q2	Q3	Q4	OT	PTS
BILLS	53	84	37	90	0	264
OPP	28	64	77	75	0	244

**SCORING** TD Ru Pa Rt K-PAT FG S Pts

Player	TD	RU	PA	RT	K-PAT	FG	S	Pts
Leyboldt	0	0	0	0	25/29	19/33	0	82
Hill	6	0	6	0	0/0	0/0	0	36
Rashad	6	0	4	2	0/0	0/0	0	36
Braxton	4	4	0	0	0/0	0/0	0	24
Simpson	4	3	1	0	0/0	0/0	0	24
Ferguson	2	2	0	0	0/0	0/0	0	12
Washington	2	0	0	2	0/0	0/0	0	12
Watkins	2	2	0	0	0/0	0/0	0	12
Chandler	1	0	1	0	0/0	0/0	0	6
Craig	1	0	0	1	0/0	0/0	0	6
Kadish	0	0	0	0	0/0	0/0	1	2
BILLS	30	11	14	5	25/30	19/33	1	264
OPP	32	19	11	2	28/32	8/15	2	244

**SACKS:** Kadish 7.5, Edwards 6.5, Patulski 5.5, Costa 2.5, Allen 2.0, Cornell 2.0, Washington 1.5, Craig 1.5, Cheyunski 1.0, Team 2.0  
**BILLS:** 33.0  
**OPPONENTS:** 33.0

**RUSHING** No. Yds Avg Long TD

Player	No.	Yds	Avg	Long	TD
Simpson	270	1125	4.2	41t	3
Braxton	146	543	3.7	21t	4
Watkins	41	170	4.1	13	2
Ferguson	54	111	2.1	15	2
Calhoun	21	88	4.2	15	0
Hayman	7	31	4.4	8	0
Maranghi	4	20	5.0	16	0
Mosley	2	6	3.0	4	0
BILLS	545	2094	3.9	41t	11
OPP	490	1869	3.8	75t	19

**RECEIVING** No. Yds Avg Long TD

Player	No.	Yds	Avg	Long	TD
Rashad	36	433	12.0	29	4
Hill	32	572	17.9	55t	6
Braxton	18	171	9.5	15	0
Seymour	15	246	16.4	40t	2
Simpson	15	189	12.6	29t	1
Chandler	7	88	12.6	21	1
Calhoun	2	10	5.0	7	0
Jenkins	1	12	12.0	12	0
Watkins	1	7	7.0	7	0
Green	1	0	0.0	0	0
BILLS	128	1728	13.5	55t	14
OPP	146	1898	13.0	54	11

**INTERCEPTIONS** No. Yds Avg Long TD

Player	No.	Yds	Avg	Long	TD
Greene	9	157	17.4	38	0
James	3	13	4.3	8	0
Washington	2	72	36.0	72t	1
Craig	1	55	55.0	55t	1
Krakau	1	37	37.0	37	0
Lewis	1	33	33.0	33	0
Harrison	1	24	24.0	24	0
Allen	1	16	16.0	16	0
Cheyunski	1	6	6.0	6	0
BILLS	20	413	20.7	72t	2
OPP	15	183	12.2	67t	1

**PUNTING** No Yds Avg Net TB In Lg B

Player	No	Yds	Avg	Net	TB	In	Lg	B
Bateman	34	1494	43.9	—	2	8	66.0	
Jones	35	1305	37.3	—	6	10	56.0	
BILLS	69	2799	40.6	32.2	8	18	66.0	
OPP	77	2856	37.1	—	—	—	60.0	

**PUNT RETURNS** Ret FC Yds Avg Long TD

Player	Ret	FC	Yds	Avg	Long	TD
Walker	43	2	384	8.9	52	0
Cahill	10	1	62	6.2	15	0
Hayman	2	0	13	6.5	11	0
Kern	1	0	1	1.0	1	0
Greene	0	1	—	—	—	0
BILLS	56	4	460	8.2	52	0
OPP	45	0	416	9.2	48	0

**KICKOFF RETURNS** No. Yds Avg Long TD

Player	No.	Yds	Avg	Long	TD
Francis	37	947	25.6	74	0
Calhoun	6	90	15.0	25	0
Cornell	3	45	15.0	20	0
Cahill	1	26	26.0	26	0
Walker	1	20	20.0	20	0
Craig	1	0	0.0	0	0
Rashad	1	0	0.0	0	0
BILLS	50	1128	22.6	74	0
OPP	58	1349	23.2	53	0

**FIELD GOALS** 1-19 20-29 30-39 40-49 50+

Player	1-19	20-29	30-39	40-49	50+
Leyboldt	0-0	8-10	6-9	5-12	0-2
BILLS	0-0	8-10	6-9	5-12	0-2
OPP	0-0	3-3	2-2	3-7	0-3

Leyboldt: (47N,46N)(22G,23N)(21G)(48N)  
 (28G,29N,33G,35N)(35G)(47G,55N,36N,25G,36G)  
 (45G,20G,46N,47G)(32G,28G,48N,22G)(40N,58N)  
 (41G,42G)(20G,31G)(34N,40N,36G)(1)  
**OPPONENTS:** (34G,41G,50N)(22G)(31G,40G)(47N)  
 (42N)(1)(42G,28G)(47N,46N)(1)(54N)(21G)(52N)(1)(1)

**USUAL STARTERS**

Position	Player
WR	40 J.D. Hill
LT	78 Dave Foley
LG	67 Reggie McKenzie
C	53 Mike Montler
RG	68 Joe DeLamielleure
RT	74 Donnie Green
TE	87 Paul Seymour
WR	27 Ahmad Rashad
RB	34 Jim Braxton
RB	32 OJ Simpson
QB	12 Joe Ferguson

**DEFENSE**

Position	Player
LE	85 Walt Patulski
LT	71 Mike Kadish
RT	73 Earl Edwards
RE	64 Dave Costa
LLB	86 Dave Washington (8)
	55 John Skorupan (6)
MLB	50 Jim Cheyunski
RLB	59 Doug Allen (8)
	56 Richard Lewis (6)
LCB	20 Robert James
RCB	28 Dwight Harrison
LS	42 Neal Craig
RS	43 Tony Greene

PASSING	Att	Cmp	Yds	Cmp%	Yds/Att	TD	TD%	Int	Int%	Long	Sack/Lost	Rating
Ferguson	232	119	1588	51.3	6.84	12	5.2	12	5.2	55t	32/235	69.0
Maranghi	18	9	140	50.0	7.78	2	11.1	3	16.7	44t	1/1	73.6
Simpson	1	0	0	0.0	0.00	0	0.0	0	0.0	0	0/0	39.6
BILLS	251	128	1728	51.0	6.88	14	5.7	15	6.0	55t	33/236	67.3
OPPONENTS	311	146	1898	46.9	6.10	11	3.5	30	6.4	54	32/278	51.6

# 1975 SEASON STATISTICS

8-6 | 3RD IN AFC EAST | HEAD COACH LOU SABAN



Date	W/L Score	Opponent	Attendance
9/21	W 42-14	NY Jets	77,895
9/28	W 30-21	at Pittsburgh	49,348
10/5	W 38-14	Denver	79,864
10/12	W 38-31	at Baltimore	43,907
10/20	L 14-17	NY Giants	79,518
10/26	L 30-35	Miami	79,141
11/2	W 24-23	at NY Jets	58,343
11/9	L 35-42	Baltimore	77,320
11/17	L 24-33	at Cincinnati	56,666
11/23	W 45-31	New England	65,655
11/27	W 32-14	at St. Louis	41,899
12/7	L 21-31	at Miami	78,701
12/14	W 34-14	at New England	58,393
12/20	L 13-35	Minnesota	54,993

	BUF	OPP
<b>TOTAL FIRST DOWNS</b>	318	300
Rushing	162	124
Passing	132	151
Penalty	24	25
3rd Down: Made/Att	98/197	87/190
3rd Down Pct.	49.7	45.8
4th Down: Made/Att	—	—
4th Down: Pct.	—	—

<b>POSSESSION AVG.</b>	—	—
<b>TOTAL NET YARDS</b>	5467	5073
Avg per Game	390.5	362.4
Total Plays	964	940
Avg per Play	5.7	5.4

<b>NET YARDS RUSHING</b>	2974	1993
Avg per Game	212.4	142.4
Total Rushes	588	480

<b>NET YARDS PASSING</b>	2493	3080
Avg per Game	178.1	220.0
Sacked/Yards Lost	22/168	30/275
Gross Yards	2661	3355
Att./Completions	354/182	431/237
Completion Pct.	51.4	55.0
Had Intercepted	19	25

<b>PUNTS/AVERAGE</b>	61/41.6	59/40.7
----------------------	---------	---------

<b>NET PUNTING AVG.</b>	35.0	—
-------------------------	------	---

<b>PENALTIES/YARDS</b>	90/748	80/651
------------------------	--------	--------

<b>FUMBLES/BALL LOST</b>	24/15	42/20
--------------------------	-------	-------

<b>TOUCHDOWNS</b>	57	47
Rushing	26	21
Passing	28	25
Returns	3	1

<b>SCORE BY PERIOD</b>	Q1	Q2	Q3	Q4	OT	PTS
BILLS	97	121	112	90	0	420
OPPONENTS	65	132	62	96	0	355

<b>SCORING</b>	TD	R	Pa	Rt	K-PAT	FG	S	Pts
Simpson	23	16	7	0	0/0	0/0	0	138
Braxton	13	9	4	0	0/0	0/0	0	78
Leyboldt	0	0	0	0	51/57	9/16	0	78
Hill	7	0	7	0	0/0	0/0	0	42
Chandler	6	0	6	0	0/0	0/0	0	36
Gant	2	0	2	0	0/0	0/0	0	12
Ferguson	1	1	0	0	0/0	0/0	0	6
Freeman	1	0	0	1	0/0	0/0	0	6
Holland	1	0	1	0	0/0	0/0	0	6
Kadish	1	0	0	1	0/0	0/0	0	6
Seymour	1	0	0	1	0/0	0/0	0	6
Toomay	1	0	0	1	0/0	0/0	0	6
BILLS	57	26	28	3	51/57	9/16	420	
OPP	47	21	25	1	46/47	9/16	355	

**SACKS:** Toomay 6.0, Edwards 5.0, Kadish 4.0, Patulski 4.0, Croft 3.0, Skorupan 3.0, Winans 2.0, Cornell 1.5, Ruud 1.0, Yeates 0.5  
**BILLS:** 30.0  
**OPP:** 22.0

<b>RUSHING</b>	No.	Yds	Avg	Long	TD
Simpson	329	1817	5.5	88†	16
Braxton	186	823	4.4	29	9
Ferguson	23	82	3.6	17	1
Calhoun	19	80	4.2	11	0
Marangi	7	78	11.1	30	0
Washington	9	49	5.4	9	0
Hayman	10	30	3.0	7	0
Haslerig	2	9	4.5	7	0
Chandler	2	5	2.5	5	0
Hill	1	1	1.0	1	0
BILLS	588	2974	5.1	88†	26
OPP	480	1993	4.2	56	21

<b>RECEIVING</b>	No.	Yds	Avg	Long	TD
Chandler	55	746	13.6	35	6
Hill	36	667	18.5	77†	7
Simpson	28	426	15.2	64†	7
Braxton	26	282	10.8	32	4
Seymour	19	268	14.1	32	1
Gant	9	107	11.9	19†	2
Holland	7	144	20.6	63	1
Washington	2	21	10.5	15	0
BILLS	182	2661	14.6	77†	28
OPP	237	3355	14.2	89†	25

<b>INTERCEPTIONS</b>	No.	Yds	Avg	Long	TD
Harrison	8	99	12.4	40	0
Greene	6	81	13.5	37	0
Jones	3	13	4.3	13	0
Thomas	2	74	37.0	58	0
Freeman	2	44	22.0	30†	1
Toomay	1	44	44.0	44†	1
Ford	1	19	19.0	19	0
Krakau	1	2	2.0	2	0
Skorupan	1	0	0.0	0	0
BILLS	25	376	15.0	58	2
OPP	19	262	13.8	54	0

<b>PUNTING</b>	No.	Yds	Avg	Net	TB	In	Lg	B
Baiteman	61	2536	41.6	35.0	11	15	74	2
BILLS	61	2536	41.6	35.0	11	15	74	2
OPP	59	2399	40.7	—	—	—	71	0

<b>PUNT RETURNS</b>	Ret	FC	Yds	Avg	Long	TD
Hayman	25	8	216	8.6	30	0
Holland	7	5	53	7.6	13	0
Jones	1	1	9	9.0	9	0
BILLS	33	14	278	8.4	30	0
OPP	29	7	179	6.2	24	0

<b>KICKOFF RETURNS</b>	No.	Yds	Avg	Long	TD
Washington	35	923	26.4	59	0
Hayman	8	179	22.4	34	0
McKinney	6	151	25.2	37	0
Schnarr	4	80	20.0	27	0
Holland	4	67	16.8	25	0
Cornell	3	38	12.7	16	0
McKenzie	1	15	15.0	15	0
Ruud	1	4	4.0	4	0
BILLS	62	1457	23.5	59	0
OPP	64	1496	23.4	74	0

<b>FIELD GOALS</b>	1-19	20-29	30-39	40-49	50+
Leyboldt	0-1	1-1	5-6	3-7	0-1
BILLS	0-1	1-1	5-6	3-7	0-1
OPP	2-2	3-3	2-4	2-7	0-0

Leyboldt: ( ) (37G)(39G)(44G)(19N,50N)(45G,45N)(40G)( ) (28G)(28G,43N)(47N,30G,33G) ( ) (31N)(42N)  
 OPPONENTS: ( ) (42N)( ) (39N,19G)(40N,47N,37G) ( ) (42G,41G,31G)( ) (37N,28G,18G)(42N,34G)(48N) (20G)( ) ( )

### USUAL STARTERS

OFFENSE	
WR	81 Bob Chandler
LT	78 Dave Foley
LG	67 Reggie McKenzie
C	53 Mike Montler
RG	68 Joe DeLamielleure
RT	74 Donnie Green
TE	87 Paul Seymour
WR	40 J.D. Hill
RB	34 Jim Braxton
RB	32 OJ Simpson
QB	12 Joe Ferguson

DEFENSE	
LE	85 Walt Patulski
LT	71 Mike Kadish
RT	73 Earl Edwards
RE	65 Pat Toomay
LLB	55 John Skorupan
MLB	52 Merv Krakau
RLB	30 Bo Cornell
LCB	43 Tony Greene
RCB	28 Dwight Harrison
LS	26 Ed Jones
RS	22 Steve Freeman

<b>PASSING</b>	Att	Cmp	Yds	Cmp%	Yds/Att	TD	TD%	Int	Int%	Long	Sack/Lost	Rating
Ferguson	321	169	2426	52.6	7.56	25	7.8	17	5.3	77†	20/153	81.4
Marangi	33	13	235	39.4	7.12	3	9.1	2	6.1	64†	2/15	69.5
BILLS	354	182	2661	51.4	7.52	28	7.9	19	5.4	77†	22/168	80.1
OPPONENTS	431	237	3355	55.0	7.78	25	5.8	25	5.8	89†	30/275	75.5

# 1976 SEASON STATISTICS

2-12 | 5TH IN AFC EAST | HEAD COACH LOU SABAN & JIM RINGO



Date	W/L Score	Opponent	Attendance
9/13	L 21-30	Miami	77,683
9/19	L 3-13	Houston	61,364
9/26	W 14-9	at Tampa Bay	44,505
10/3	W 50-17	Kansas City	51,909
10/10	L 14-17	at NY Jets	53,416
10/17	L 13-31	Baltimore	71,009
10/24	L 22-26	New England	45,144
10/31	L 14-19	NY Jets	41,285
11/7	L 10-20	at New England	61,157
11/15	L 10-17	at Dallas	51,779
11/21	L 13-34	San Diego	41,701
11/25	L 14-27	at Detroit	66,875
12/5	L 27-45	at Miami	43,475
12/12	L 20-58	at Baltimore	50,451

	BUF	OPP
<b>TOTAL FIRST DOWNS</b>	250	262
Rushing	135	128
Passing	102	110
Penalty	13	24
3rd Down: Made/Att	81/216	71/187
3rd Down Pct.	37.5	38.0
4th Down: Made/Att	—	—
4th Down: Pct.	—	—

	BUF	OPP
<b>POSSESSION AVG.</b>	—	—
<b>TOTAL NET YARDS</b>	4404	4730
Avg per Game	314.3	337.9
Total Plays	964	898
Avg per Play	4.6	5.3

	BUF	OPP
<b>NET YARDS RUSHING</b>	2566	2476
Avg per Game	183.3	176.9
Total Rushes	548	531

	BUF	OPP
<b>NET YARDS PASSING</b>	1838	2254
Avg per Game	131.3	161.0
Sacked/Yards Lost	33/246	28/210
Gross Yards	2084	2462
Att./Completions	383/156	337/163
Completion Pct.	40.7	48.4
Had Intercepted	17	19

	BUF	OPP
<b>PUNTS/AVERAGE</b>	87/42.3	72/38.5

	BUF	OPP
<b>NET PUNTING AVG.</b>	28.6	32.2

	BUF	OPP
<b>PENALTIES/YARDS</b>	91/797	92/704

	BUF	OPP
<b>FUMBLES/BALL LOST</b>	44/26	37/23

	BUF	OPP
<b>TOUCHDOWNS</b>	30	41
Rushing	11	19
Passing	16	18
Returns*	3	4

SCORE BY PERIOD	Q1	Q2	Q3	Q4	OT	PTS
BILLS	35	67	58	85	0	245
OPPONENTS	50	140	96	77	0	363

SCORING	TD	R	Pa	Rt	K-PAT	FG	S	Pts
Chandler	10	0	10	0	0/0	0/0	0	60
Jakowenko	0	0	0	0	21/24	12/17	0	57
Simpson	9	8	1	0	0/0	0/0	0	54
Gant	3	0	3	0	0/0	0/0	0	18
Holland	3	0	2	1	0/0	0/0	0	18
Marangi	2	2	0	0	0/0	0/0	0	12
Greene	1	0	0	1	0/0	0/0	0	6
Kinney	1	1	0	0	0/0	0/0	0	6
Moody	1	0	0	1	0/0	0/0	0	6
Ricardo	0	0	0	0	2/2	1/3	0	5
Leyoldt	0	0	0	0	3/3	0/3	0	3
BILLS	30	11	16	3	26/30	13/24	245	
OPP	41	19	18	4	39/41	26/30	363	

**SACKS:** Kadish 6.5, Williams 5.0, White 4.5, Smith 4.5, Krakau 3.0, Jilek 1.5, Jones 1.0, Nelson 1.0, Skorupan 1.0, Others 1.0  
**BILLS:** 28.0  
**OPPONENTS:** 33.0

RUSHING	No.	Yds	Avg	Long	TD
Simpson	290	1503	5.2	75†	8
Kinney	116	475	4.1	22	1
Marangi	39	230	5.9	21	2
Hooks	25	116	4.6	24	0
Ferguson	18	81	4.5	19	0
Washington	22	65	3.0	10	0
Ray	24	56	2.3	7	0
Powell	11	40	3.6	20	0
Braxton	1	0	0.0	0	0
Chandler	1	0	0.0	0	0
Edwards	1	0	0.0	0	0
BILLS	548	2566	4.7	75†	11
OPP	531	2476	4.7	59	19

RECEIVING	No.	Yds	Avg	Long	TD
Chandler	61	824	13.5	58†	10
Simpson	22	259	11.8	43	1
Seymour	16	169	10.6	22	0
Holland	15	299	19.9	58†	2
Kinney	14	78	5.6	15	0
Gant	12	263	21.9	39	3
Hooks	6	72	12.0	28	0
Washington	3	29	9.7	11	0
Ray	3	26	8.7	15	0
Edwards	2	53	26.5	46	0
Montler	1	6	6.0	6	0
Powell	1	6	6.0	6	0
BILLS	156	2084	13.4	58†	16
OPP	163	2462	15.2	53	18

INTERCEPTIONS	No.	Yds	Avg	Long	TD
Greene	5	135	27.0	101†	1
Moody	3	63	21.0	44	0
D. Jones	3	5	1.7	5	0
Jilek	2	33	16.5	28	0
Clark	2	21	10.5	21	0
Harrison	1	18	18.0	18	0
Skorupan	1	13	13.0	13	0
White	1	5	5.0	5	0
Krakau	1	0	0.0	0	0
BILLS	19	293	15.4	101†	1
OPP	17	246	14.5	40	0

PUNTING	No.	Yds	Avg	Net	Tb	In	Lg	B
Bateman	86	3678	42.7	28.6	14	17	78	1
BILLS	87	3678	42.3	28.6	14	17	78	0
OPP	72	2771	38.5	32.2	10	18	56	0

PUNT RETURNS	Ret	FC	Yds	Avg	Long	TD
Moody	16	8	166	10.4	67†	1
Hooks	11	3	45	4.1	12	0
Holland	4	2	11	2.8	8	0
Gaddis	1	0	6	6.0	6	0
Word	1	0	-8	-8.0	-8	0
BILLS	33	13	220	6.7	67†	1
OPP	46	2	378	19.1	89†	2

KICKOFF RETURNS	No.	Yds	Avg	Long	TD
Moody	26	605	23.3	41	0
Hooks	23	521	22.7	79	0
Powell	4	101	25.3	26	0
Holmes	4	90	22.5	26	0
Holland	4	62	15.5	19	0
Ruud	6	68	11.3	18	0
Washington	3	63	21.0	27	0
Word	2	36	18.0	19	0
Cornell	2	32	16.0	18	0
Gaddis	1	16	16.0	16	0
BILLS	75	1594	21.3	79	0
OPP	48	1204	25.1	74	0

FIELD GOALS	1-19	20-29	30-39	40-49	50+
Jakowenko	0-0	4-4	4-6	4-7	0-0
Ricardo	0-0	1-3	0-0	0-0	0-1
Leyoldt	0-0	0-0	0-3	0-0	0-0
BILLS	0-0	5-7	4-9	4-7	0-1
OPP	1-1	9-9	10-12	4-6	2-2

Jakowenko: (30G)|(38N)|(32G,44G)|(46G,34N)  
 (|)(31G)|(44N,22G)|(29G,42G)|(41N,42N)|(28G,49G)  
 (28G)|(24G)  
 Ricardo: (|)(50N,27G,27N,20N)  
 Leyoldt: (31N,39N,37N)  
**OPPONENTS:** (25G,30G,20G)|(54G,44N,28G)  
 (33G,24G,36N,19G)|(33G)|(37)|(21G)|(44G,32G)  
 (20G,35G)|(46G,33G)|(31N,43N)|(35G,45G)  
 (22G,35G)|(53G)|(24G)|(22G,36G)

### USUAL STARTERS

OFFENSE		
WR	80	John Holland (7)
	88	Reuben Gant (6)
LT	78	Dave Foley
LG	67	Reggie McKenzie
C	53	Mike Montler
RG	68	Joe DeLamielleure
RT	74	Donnie Green
TE	87	Paul Seymour
WR	81	Bob Chandler
FB	36	Jeff Kinney
RB	32	OJ Simpson
QB	12	Joe Ferguson (7)
	17	Gary Marangi (7)

### DEFENSE

LE	69	Ken Jones (7)
	77	Ben Williams (6)
LT	71	Mike Kadish
RT	79	Marty Smith
RE	83	Sherman White
LLB	55	John Skorupan
MLB	52	Merv Krakau
RLB	51	Dan Jilek
LCB	29	Mario Clark
RCB	28	Dwight Harrison
LS	24	Doug Jones
RS	43	Tony Greene

PASSING	Att	Cmp	Yds	Cmp%	Yds/Att	TD	TD%	Int	Int%	Long	Sack/Lost	Rating
Ferguson	151	74	1086	49.0	7.19	9	6.0	1	0.7	58†	11/80	90.0
Marangi	232	82	998	35.3	4.30	7	3.0	16	6.9	39	22/166	30.7
BILLS	383	156	2084	40.7	5.17	16	4.2	17	4.4	58†	33/246	54.0
OPPONENTS	337	163	2475	48.4	7.34	18	5.3	19	5.6	53	28/210	67.3



# 1977 SEASON STATISTICS

3-11 | T-4TH IN AFC EAST | HEAD COACH JIM RINGO



Date	W/L Score	Opponent	Attendance
9/18	L 0-13	Miami	76,097
9/25	L 6-26	at Denver	74,897
10/2	L 14-17	at Baltimore	49,247
10/9	L 19-24	NY Jets	32,046
10/16	W 3-0	Atlanta	27,348
10/23	L 16-27	Cleveland	60,905
10/30	L 17-56	at Seattle	61,180
11/6	W 24-14	at New England	60,263
11/13	L 13-31	Baltimore	39,444
11/20	L 7-20	New England	27,598
11/28	L 13-34	at Oakland	51,558
12/4	L 0-10	Washington	22,975
12/11	W 14-10	at NY Jets	31,929
12/17	L 14-31	at Miami	39,626

	BUF	OPP
<b>TOTAL FIRST DOWNS</b>	246	260
Rushing	93	134
Passing	141	98
Penalty	12	28
3rd Down: Made/Att	75/197	87/197
3rd Down Pct.	38.1	44.2
4th Down: Made/Att	—	—
4th Down: Pct.	—	—

**POSSESSION AVG.** — —

	BUF	OPP
<b>TOTAL NET YARDS</b>	4391	4453
Avg per Game	313.6	318.1
Total Plays	944	922
Avg per Play	4.7	4.8

	BUF	OPP
<b>NET YARDS RUSHING</b>	1861	2405
Avg per Game	132.9	171.8
Total Rushes	450	589

	BUF	OPP
<b>NET YARDS PASSING</b>	2530	2048
Avg per Game	180.7	146.3
Sacked/Yards Lost	36/273	17/165
Gross Yards	2803	2213
Att./Completions	458/221	316/155
Completion Pct.	48.3	49.1
Had Intercepted	24	21

**PUNTS/AVERAGE** 83/38.9 73/36.2

**NET PUNTING AVG.** 29.2 28.3

**PENALTIES/YARDS** 87/866 71/638

**FUMBLES/BALL LOST** 36/20 21/12

	BUF	OPP
<b>TOUCHDOWNS</b>	19	39
Rushing	3	21
Passing	12	17
Returns	4	1

SCORE BY PERIOD	Q1	Q2	Q3	Q4	OT	PTS
BUILLS	41	39	33	47	0	160
OPPONENTS	57	113	81	62	0	313

SCORING	TD	R	Pa	Rt	K-PAT	FG	S	Pts
Long	0	0	0	0	13/14	7/11	0	34
Chandler	4	0	4	0	0/0	0/0	0	24
Kimbrough	3	0	2	1	0/0	0/0	0	18
Braxton	2	1	1	0	0/0	0/0	0	12
Ferguson	2	2	0	0	0/0	0/0	0	12
Gant	2	0	2	0	0/0	0/0	0	12
Piccone	2	0	2	0	0/0	0/0	0	12
O'Donoghue	0	0	0	0	4/5	2/6	0	10
Brown	1	0	1	0	0/0	0/0	0	6
Cornell	1	0	0	1	0/0	0/0	0	6
D. Jones	1	0	0	1	0/0	0/0	0	6
Moody	1	0	0	1	0/0	0/0	0	6
Greene	0	0	0	0	0/0	0/0	1	2
BUILLS	19	3	12	4	17/19	9/17	1	160
OPP	39	21	17	1	37/39	14/21	3	313

**SACKS:** White 4.0, Kadish 3.5, Williams 3.5, Jilek 1.0, S. Nelson 1.0, Jones 1.0, Dokes 1.0, Krakau 1.0, Team 1.0  
**BUILLS:** 17.0  
**OPPONENTS:** 36.0

RUSHING	No.	Yds	Avg	Long	TD
Simpson	126	557	4.4	39	0
Hooks	128	497	3.9	66	0
Braxton	113	372	3.3	12	1
Ferguson	41	279	6.8	41	2
Collier	31	116	3.7	15	0
Brown	8	34	4.3	9	0
Piccone	1	6	6.0	6	0
Bateman	1	0	0.0	0	0
Frankcowiak	1	0	0.0	0	0
BUILLS	450	1861	4.1	66	3
OPP	589	2405	4.1	60†	21

RECEIVING	No.	Yds	Avg	Long	TD
Chandler	60	745	12.4	31	4
Braxton	43	461	10.7	27	1
Gant	41	646	15.8	39	2
Piccone	17	240	14.1	25	2
Hooks	16	195	12.2	33	0
Simpson	16	138	8.6	18	0
Kimbrough	10	207	20.7	42	2
Holland	8	107	13.4	27	0
Brown	5	20	4.0	12†	1
Collier	3	23	7.7	11	0
Seymour	2	21	10.5	11	0
BUILLS	221	2803	12.7	42	12
OPP	155	2213	14.3	67	17

INTERCEPTIONS	No.	Yds	Avg	Long	TD
Greene	9	144	16.0	47	0
Clark	7	151	21.6	43	0
D. Jones	2	30	15.0	24†	1
Harrison	2	0	0.0	0	0
Freeman	1	4	4.0	4	0
BUILLS	21	329	15.7	47	1
OPP	24	326	13.6	49	0

PUNTING	No.	Yds	Avg	Net	TB	In	Lg	B
Bateman	81	3229	39.9	29.2	10	14	75	2
BUILLS	83	3229	38.9	29.2	10	14	75	2
OPP	73	2646	36.2	28.3	10	16	61	—

PUNT RETURNS	Ret	FC	Yds	Avg	Long	TD
Moody	15	6	196	13.1	91†	1
Kimbrough	16	1	184	11.5	73†	1
Willis	1	0	0	0.0	0	0
Piccone	0	1	0	—	0	0
BUILLS	32	9	380	11.9	91†	2
OPP	42	3	604	14.4	53	0

KICKOFF RETURNS	No.	Yds	Avg	Long	TD
Kimbrough	15	346	23.1	27	0
Moody	30	636	21.2	45	0
Piccone	4	89	22.3	26	0
Collier	4	55	13.8	19	0
Brown	3	66	22.0	34	0
Romes	1	18	18.0	18	0
B. Nelson	1	10	10.0	10	0
Dunstan	1	9	9.0	9	0
Frankcowiak	1	9	9.0	9	0
BUILLS	60	1238	20.6	45	0
OPP	40	814	19.9	93†	1

FIELD GOALS	1-19	20-29	30-39	40-49	50+
Long	0-0	2-2	2-3	3-6	0-0
O'Donoghue	0-0	1-2	1-2	0-1	0-1
BUILLS	0-0	3-4	3-5	3-7	0-1
OPP	1-1	5-5	3-5	5-10	0-0

O'Donoghue: (50N,41N)( )|(38N,24G)(30G,27N)  
 Long: (41G)(25G)(30G)(45N,42N,26G,45G)  
 ( )|(33G,40G)(45N,37N)( )|( )  
 OPPONENTS: (32G,37G)(48G,26G)(45G,44N)  
 (45G)(44N)(41G,27G,29N)( )|( )|(22G,30N)  
 (33G,44N,25G)(46N)(37N,19G)(25G)(48G)

## USUAL STARTERS

### OFFENSE

WR	89	Lou Piccone
LT	78	Dave Foley
LG	67	Reggie McKenzie
C	61	Willie Parker
RG	68	Joe DeLamielleure
RT	70	Joe Devlin
TE	87	Paul Seymour
WR	81	Bob Chandler
RB	34	Jim Braxton
RB	25	Roland Hooks (7)
	32	OJ Simpson (7)
QB	12	Joe Ferguson

### DEFENSE

LE	77	Ben Williams
LT	71	Mike Kadish
RT	76	Bill Dunstan
RE	83	Sherman White
LLB	59	Shane Nelson
MLB	52	Merv Krakau
RLB	51	Dan Jilek
LCB	29	Mario Clark
RCB	28	Dwight Harrison
FS	43	Tony Greene
SS	24	Doug Jones

PASSING	Att	Cmp	Yds	Cmp%	Yds/Att	TD	TD%	Int	Int%	Long	Sack/Lost	Rating
Ferguson	457	221	2803	48.4	6.13	12	2.6	24	5.3	42	36/273	54.6
Simpson	1	0	0	0.0	0.00	0	0.0	0	0.0	0	0/0	39.6
BUILLS	458	221	2803	48.3	6.13	12	2.6	24	5.2	42	36/273	54.8
OPPONENTS	316	155	2213	49.1	7.00	17	5.4	21	6.6	67	17/165	62.7

# 1978 SEASON STATISTICS

5-11 | T-4TH IN AFC EAST | HEAD COACH CHUCK KNOX



Date	W/L Score	Opponent	Attendance
9/3	L 17-28	Pittsburgh	64,147
9/10	L 20-21	NY Jets	40,985
9/17	L 24-31	at Miami	48,373
9/24	W 24-17	Baltimore	55,270
10/1	W 28-13	Kansas City	47,310
10/8	L 14-45	at NY Jets	44,545
10/15	L 10-17	at Houston	47,727
10/22	W 5-0	Cincinnati	47,754
10/29	L 20-41	at Cleveland	51,409
11/5	L 10-14	New England	44,897
11/12	L 24-25	Miami	48,623
11/19	L 10-31	at Tampa Bay	61,383
11/26	W 41-17	NY Giants	28,496
12/3	L 10-14	at Kansas City	25,781
12/10	L 24-26	at New England	59,598
12/17	W 21-14	at Baltimore	25,415

SCORING	TD	R	Pa	Rt	K-PAT	FG	S	Pts
Dempsey	0	0	0	0	36/39	10/13	0	66
Lewis	7	0	7	0	0/0	0/0	0	42
Miller	7	7	0	0	0/0	0/0	0	42
Brown	5	4	0	1	0/0	0/0	1	32
Chandler	5	0	5	0	0/0	0/0	0	30
Gant	5	0	5	0	0/0	0/0	0	30
Hooks	3	2	1	0	0/0	0/0	0	18
D. Johnson	2	2	0	0	0/0	0/0	0	12
Piccone	2	0	2	0	0/0	0/0	0	12
Moody	1	0	0	1	0/0	0/0	0	6
Romes	1	0	0	1	0/0	0/0	0	6
Walton	1	0	1	0	0/0	0/0	0	6
BILLS	39	15	21	3	36/39	10/13	1	302
OPP	46	23	20	3	43/46	11/21	1	354

KICKOFF RETURNS	No.	Yds	Avg	Long	TD
Brown	17	428	25.2	102t	1
Moody	18	371	20.6	35	0
D. Johnson	10	204	20.4	41	0
Hooks	7	124	17.7	25	0
Franckowiak	5	60	12.0	19	0
Powell	3	53	17.7	25	0
Piccone	3	51	17.0	26	0
Miller	1	17	17.0	17	0
Hutchinson	1	8	8.0	8	0
Willis	1	0	0.0	0	0
BILLS	66	1316	19.9	102t	1
OPPONENTS	58	1182	20.4	46	0

**SACKS:** Hardison 5.0, Sanford 5.0, White 4.0, Dokes 3.0, Williams 3.0, Graham 2.0  
**BILLS:** 22.0  
**OPPONENTS:** 30.0

**FIELD GOALS** 1-19 20-29 30-39 40-49 50+  
 Dempsey 0-0 5-5 4-5 1-3 0-0  
 BILLS 0-0 5-5 4-5 1-3 0-0  
 OPPONENTS 0-0 6-9 1-5 4-7 0-0

TOTAL FIRST DOWNS	BUF	OPP
Rushing	132	171
Passing	113	104
Penalty	29	30
3rd Down: Made/Att	88/213	98/209
3rd Down Pct.	41.3	46.9
4th Down: Made/Att	—	—
4th Down: Pct.	—	—

RUSHING	No.	Yds	Avg	Long	TD
Miller	238	1060	4.5	60t	7
Brown	128	591	4.6	58t	4
Hooks	76	358	4.7	66	2
D. Johnson	55	222	4.0	30	2
Ferguson	27	76	2.8	12	0
Braxton	30	73	2.4	5	0
Gant	1	14	14.0	14	0
Jackson	1	-13	-13.0	-13	0
BILLS	556	2381	4.3	66	15
OPP	677	3228	4.8	71	23

Dempsey: (32G) [(46G)(41N,21G)] [(1)(33G)(43N,20G)] [(21N)(33G)(37G)(37N)(22G)(26G)] (1)  
 OPPONENTS: (49N) [(49G)(21G)(42G,27G,36N)(38G)(23N,43G)] [(1)(48N)(47G,24G)(28G,38N)(27G)(21B,35N,23B)(42N,21G)(36N)]

POSSESSION AVG.	—	—
TOTAL NET YARDS	4630	5188
Avg per Game	289.4	324.3
Total Plays	974	1016
Avg per Play	4.8	5.1

RECEIVING	No.	Yds	Avg	Long	TD
Chandler	44	581	13.2	44	5
Lewis	41	735	17.9	92t	7
Gant	34	408	12.0	25	5
Miller	22	246	11.2	52	0
Brown	18	130	7.2	31	0
Hooks	15	110	7.3	21	1
D. Johnson	10	83	8.3	28	0
Piccone	7	71	10.1	15	2
Braxton	5	38	7.6	12	0
Walton	4	66	16.5	32t	1
Willis	2	41	20.5	23	0
Ferguson	1	-6	-6.0	-6	0
BILLS	203	2503	12.3	92t	21
OPP	167	2156	12.9	52	20

**USUAL STARTERS**

OFFENSE		
WR	82	Frank Lewis
LT	72/73	Ken Jones
LG	67	Reggie McKenzie
C	61	Willie Parker
RG	68	Joe DeLamielleure
RT	70	Joe Devlin
TE	88	Reuben Gant
WR	81	Bob Chandler
FB	47	Curtis Brown
RB	40	Terry Miller
QB	12	Joe Ferguson

NET YARDS RUSHING	2381	3228
Avg per Game	148.8	201.8
Total Rushes	556	677

**DEFENSE**

LE	77	Ben Williams
LT	74	Dee Hardison
RT	85	Phil Dokes
RE	83	Sherman White
LLB	59	Shane Nelson
MLB	54/58	Randy McClanahan
RLB	57	Lucius Sanford
LCB	29	Mario Clark
RCB	26	Charles Romes
FS	43	Tony Greene

NET YARDS PASSING	2249	1960
Avg per Game	140.6	122.5
Sacked/Yards Lost	30/254	22/196
Gross Yards	2503	2156
Att./Completions	388/203	317/167
Completion Pct.	52.3	52.7
Had Intercepted	17	14

INTERCEPTIONS	No.	Yds	Avg	Long	TD
Clark	5	29	5.8	29	0
Nelson	3	69	23.0	40	0
Greene	3	56	18.7	29	0
Romes	2	95	47.5	85t	1
Sanford	1	41	41.0	41	0
BILLS	14	290	20.7	85t	1
OPP	17	219	12.9	40	1

PUNTS/AVERAGE	89/37.9	71/36.5
---------------	---------	---------

NET PUNTING AVG.	30.9	30.3
------------------	------	------

PENALTIES/YARDS	120/1103	98/939
-----------------	----------	--------

FUMBLES/BALL LOST	34/17	27/16
-------------------	-------	-------

TOUCHDOWNS	39	46
Rushing	15	23
Passing	21	20
Returns	3	3

PUNTING	No.	Yds	Avg	Net	TB	In	Lg	B
Jackson	87	3373	38.8	30.9	9	19	70	2
BILLS	89	3373	37.9	30.9	9	19	70	2
OPP	71	2588	36.5	30.3	3	17	65	1

SCORE BY PERIOD	Q1	Q2	Q3	Q4	OT	PTS
BILLS	41	96	43	122	0	302
OPPONENTS	69	118	89	78	0	354

PUNT RETURNS	Ret	FC	Yds	Avg	Long	TD
Moody	19	5	240	12.6	82t	1
Piccone	14	4	88	6.3	13	0
Levenseller	3	0	35	11.7	15	0
Hooks	3	0	12	4.0	11	0
Brown	1	0	0	0.0	0	0
BILLS	40	9	375	9.4	82t	1
OPP	48	8	442	9.2	82t	1

PASSING	Att	Cmp	Yds	Cmp%	Yds/Att	TD	TD%	Int	Int%	Long	Sack/Lost	Rating
Ferguson	330	175	2136	65.0	6.47	16	4.8	15	4.5	92t	29/243	70.5
Munson	43	24	328	55.8	7.62	4	9.3	2	4.7	43	0/0	91.8
Mays	15	4	39	26.7	2.60	1	6.7	0	0.0	19	1/11	61.9
BILLS	388	203	2503	52.3	6.45	21	5.4	17	4.4	92t	30/254	72.2
OPPONENTS	317	167	2156	52.7	6.80	20	6.3	14	4.4	52	22/196	77.0

# 1979 SEASON STATISTICS

7-9 | 4TH IN AFC EAST | HEAD COACH CHUCK KNOX



Date	W/L Score	Opponent	Attendance
9/2	L 7-9	Miami	69,441
9/9	W 51-24	Cincinnati	43,504
9/16	L 19-27	at San Diego	50,709
9/23	W 46-31	NY Jets	68,731
9/30	W 31-13	at Baltimore	31,904
10/7	L 0-7	Chicago	73,383
10/14	L 7-17	at Miami	45,597
10/21	L 13-14	Baltimore	50,581
10/28	W 20-17	at Detroit	61,911
11/4	L 6-26	New England	67,935
11/11	W 14-12	at NY Jets	50,647
11/18	W 19-12	Green Bay	39,679
11/25	W 16-13(OT)	at New England	60,991
12/2	L 16-19	Denver	37,886
12/9	L 3-10	at Minnesota	42,339
12/16	L 0-28	at Pittsburgh	48,002

	BUF	OPP
<b>TOTAL FIRST DOWNS</b>	252	273
Rushing	83	137
Passing	147	117
Penalty	22	19
3rd Down: Made/Att	93/224	98/233
3rd Down Pct.	41.5	42.1
4th Down: Made/Att	—	—
4th Down: Pct.	—	—

	BUF	OPP
<b>POSSESSION AVG.</b>	—	—
<b>TOTAL NET YARDS</b>	4837	5011
Avg per Game	302.3	313.2
Total Plays	982	1022
Avg per Play	4.9	4.9

	BUF	OPP
<b>NET YARDS RUSHING</b>	1621	2481
Avg per Game	101.3	155.1
Total Rushes	474	617

	BUF	OPP
<b>NET YARDS PASSING</b>	3216	2530
Avg per Game	201.0	158.1
Sacked/Yards Lost	43/387	23/183
Gross Yards	3603	2713
Att./Completions	465/241	382/193
Completion Pct.	51.8	50.5
Had Intercepted	15	24

	BUF	OPP
<b>PUNTS/AVERAGE</b>	96/38.2	92/38.2

	BUF	OPP
<b>NET PUNTING AVG.</b>	30.2	31.2

	BUF	OPP
<b>PENALTIES/YARDS</b>	104/887	106/788

	BUF	OPP
<b>FUMBLES/BALL LOST</b>	32/19	31/17

	BUF	OPP
<b>TOUCHDOWNS</b>	30	34
Rushing	11	18
Passing	14	14
Returns**	5	2

SCORE BY PERIOD	Q1	Q2	Q3	Q4	OT	PTS
BILLS	21	73	95	76	3	268
OPPONENTS	54	91	50	84	0	279

SCORING	TD	R	Pa	Rt	K-PAT	FG	S	Pts
Mike-Mayer	0	0	0	17	18	20/29	0	77
Hooks	6	6	0	0/0	0/0	0/0	0	36
Brown	4	1	3	0/0	0/0	0/0	0	24
Butler	4	0	4	0/0	0/0	0/0	0	24
Collier	2	2	0	0/0	0/0	0/0	0	12
Gant	2	0	2	0/0	0/0	0/0	0	12
Lewis	2	0	2	0/0	0/0	0/0	0	12
Piccone	2	0	2	0/0	0/0	0/0	0	12
Dempsey	0	0	0	8/11	1/4	0/1	0	11
Ferguson	1	1	0	0/0	0/0	0/0	0	6
Freeman	1	0	0	1/0	0/0	0/0	0	6
Miller	1	1	0	0/0	0/0	0/0	0	6
Robertson	1	0	0	1/0	0/0	0/0	0	6
Romes	1	0	0	1/0	0/0	0/0	0	6
Sanford	1	0	0	1/0	0/0	0/0	0	6
Shipp	1	0	0	1/0	0/0	0/0	0	6
Smerlas	1	0	0	1/0	0/0	0/0	0	6
BILLS	30	11	14	5	25/30	21/33	268	
OPP	34	18	14	2	27/34	16/31	279	

**SACKS:** White 5.5, Hardison 4.5, Kadish 3.0, Nelson 3.0, Hutchinson 2.0, Smerlas 2.0, Haslett 1.0, Robertson 1.0, Williams 1.0  
**BILLS:** 23.0  
**OPPONENTS:** 43.0

RUSHING	No.	Yds	Avg	Long	TD
Brown	172	574	3.3	25	1
Miller	139	484	3.5	75	1
Hooks	89	320	3.6	32†	6
Collier	34	130	3.8	22	2
Ferguson	22	68	3.1	15	1
Powell	10	29	2.9	9	0
Butler	2	13	6.5	12	0
D. Johnson	3	5	1.7	2	0
Mike-Mayer	1	4	4.0	4	0
Lewis	2	-6	-3.0	-1	0
BILLS	474	1621	3.4	75	11
OPP	617	2481	4.0	55†	18

RECEIVING	No.	Yds	Avg	Long	TD
Lewis	54	1082	20.0	55	2
Butler	48	834	17.4	75†	4
Brown	39	401	10.3	84†	3
Piccone	33	556	16.8	49	2
Hooks	26	254	9.8	42	0
Gant	19	245	12.9	22	2
Miller	10	111	11.1	52	0
Collier	7	43	6.1	19	0
Shipp	3	43	14.3	27	1
Fulton	2	34	17.0	18	0
BILLS	241	3603	15.0	84†	14
OPP	193	2713	14.1	73†	14

INTERCEPTIONS	No.	Yds	Avg	Long	TD
Nixon	6	81	13.5	43	0
Clark	5	95	19.0	36	0
Freeman	3	62	20.7	50†	1
Sanford	2	44	22.0	25	0
Robertson	2	29	14.5	23†	1
Haslett	2	15	7.5	11	0
D. Greene	1	21	21.0	21	0
Nelson	1	13	13.0	13	0
T. Greene	1	10	10.0	10	0
Romes	1	0	0.0	0	0
BILLS	24	370	15.4	50†	2
OPP	15	161	10.7	30	0

PUNTING	No.	Yds	Avg	Net	TB	In	Lg	B
Jackson	96	3671	38.2	30.2	11	14	60	0
BILLS	96	3671	38.2	30.2	11	14	60	0
OPP	92	3512	38.2	31.2	16	20	62	1

PUNT RETURNS	Ret	FC	Yds	Avg	Long	TD
Moody	38	10	318	8.4	32	0
Piccone	0	1	0	—	0	0
BILLS	38	11	318	8.4	32	0
OPP	61	9	555	9.1	86†	1

KICKOFF RETURNS	No.	Yds	Avg	Long	TD
Moody	27	556	20.6	35	0
Miller	8	160	20.0	24	0
Collier	7	129	18.4	27	0
Powell	6	97	16.2	22	0
Willis	4	92	23.0	33	0
Brown	3	42	14.0	22	0
Piccone	3	41	13.7	17	0
Keating	1	14	14.0	14	0
BILLS	59	1131	19.2	35	0
OPP	54	1142	21.1	51	0

FIELD GOALS	1-19	20-29	30-39	40-49	50+
Mike-Mayer	0-0	8-8	8-10	4-11	0-0
Dempsey	1-1	0-0	0-2	0-1	0-0
BILLS	1-1	8-8	8-12	4-12	0-0
OPP	0-0	5-8	9-14	2-8	0-1

Dempsey: {47N,34N}{18G,36N}()  
 Mike-Mayer: {23G,29G}{41G}() {44N,40G,37G}{23G,42G}{39G,40G,37N,49N,40N}() {41N,37G,34G,31G,32G}{29G,26G,29G}{41N,28G,32G,34G}{43N,24G}{36B,46N}  
 OPPONENTS: {34B,34G,37N}{24G}() {30G,37N}{26G,47N,33G}{28N,44N}{29G,34B}() {40G,44B}{48N,49N,33G,37G}() {25G,32G}{47G,40B,32G}{22N,23G,28N,32G}{31G}{52B,38N}

## USUAL STARTERS

OFFENSE	WR	LT	LG	C	RG	RT	TE	WR	FB	RB	QB
Jerry Butler	80										
Ken Jones	72										
Reggie McKenzie	67										
Willie Parker	61										
Joe DeLamielleure	68										
Joe Devlin	70										
Reuben Gant	88										
Frank Lewis	82										
Curtis Brown	47										
Shipp	40										
Joe Ferguson	12										

## DEFENSE

LE	NT	RE	OLB	ILB	ILB	OLB	LCB	RCB	FS	SS
Ben Williams	77									
Mike Kadish	71									
Sherman White	83									
Isiah Robertson	58									
Jim Haslett	55									
Shane Nelson	59									
Lucius Sanford	57									
Mario Clark	29									
Charles Romes	26									
Tony Greene	43									
Steve Freeman	22									

PASSING	Att	Cmp	Yds	Cmp%	Yds/Att	TD	TD%	Int	Int%	Long	Sack/Lost	Rating
Ferguson	458	238	3572	52.0	7.80	14	3.1	15	3.3	84†	43/387	74.5
Munson	7	3	31	42.9	4.42	0	0.0	0	0.0	0	0/0	56.3
BILLS	465	241	3603	51.8	7.75	14	3.0	15	3.2	84†	43/387	74.5
OPPONENTS	382	193	2713	50.5	7.10	14	3.7	24	6.3	73†	23/183	59.8

# 1980 SEASON STATISTICS

11-5 | 1ST IN AFC EAST | HEAD COACH CHUCK KNOX



Date	W/L Score	Opponent	Attendance
9/7	W 17-7	Miami	79,598
9/14	W 20-10	NY Jets	65,315
9/21	W 35-26	at New Orleans	51,154
9/28	W 24-7	Oakland	77,259
10/5	W 26-24	at San Diego	51,982
10/12	L 12-17	Baltimore	73,634
10/19	L 14-17	at Miami	41,636
10/26	W 31-13	New England	75,092
11/2	L 14-30	Atlanta	45,959
11/9	W 31-24	at NY Jets	45,677
11/16	W 14-0	at Cincinnati	40,836
11/23	W 28-13	Pittsburgh	79,659
11/30	L 24-28	at Baltimore	36,184
12/7	W 10-7(OT)	Los Angeles	77,133
12/14	L 2-24	at New England	58,324
12/21	W 18-13	at San Francisco	37,476

**AFC DIVISIONAL PLAYOFF**  
1/3 L 14-20 at San Diego 52,028

	BUF	OPP
<b>TOTAL FIRST DOWNS</b>	317	251
Rushing	134	109
Passing	157	120
Penalty	26	22
3rd Down: Made/Att	127/240	91/217
3rd Down Pct.	52.9	41.9
4th Down: Made/Att	—	—
4th Down: Pct.	—	—

**POSSESSION AVG.** — —

	4972	4101
<b>TOTAL NET YARDS</b>		
Avg per Game	310.8	256.3
Total Plays	1084	952
Avg per Play	4.6	4.3

	2222	1819
<b>NET YARDS RUSHING</b>		
Avg per Game	138.9	113.7
Total Rushes	603	486

	2750	2282
<b>NET YARDS PASSING</b>		
Avg per Game	171.9	142.6
Sacked/Yards Lost	20/186	33/279
Gross Yards	2936	2561
Att./Completions	461/262	433/240
Completion Pct.	56.8	55.4
Had Intercepted	19	24

**PUNTS/AVERAGE** 74/38.2 82/39.3

**NET PUNTING AVG.** 31.1 34.2

**PENALTIES/YARDS** 90/731 97/805

**FUMBLES/BALL LOST** 36/22 37/20

	40	31
<b>TOUCHDOWNS</b>		
Rushing	17	14
Passing	20	15
Returns**	3	2

**SCORE BY PERIOD**

	Q1	Q2	Q3	Q4	OT	PTS
BILLS	54	104	55	104	3	320
OPP	50	87	72	51	0	260

SCORING	TD	R	Pa	Rt	K-PAT	FG	S	Pts
Mike-Mayer	0	0	0	0	37/39	13/23	0	76
Cribbs	12	11	1	0	0/0	0/0	0	72
Butler	6	0	6	0	0/0	0/0	0	36
Lewis	6	0	6	0	0/0	0/0	0	36
Brammer	4	0	4	0	0/0	0/0	0	24
Brown	3	3	0	0	0/0	0/0	0	18
Leaks	3	2	1	0	0/0	0/0	0	18
Freeman	1	0	0	1	0/0	0/0	0	6
Gant	1	0	1	0	0/0	0/0	0	6
Hooks	1	1	0	0	0/0	0/0	0	6
Jessie	1	0	1	0	0/0	0/0	0	6
Nixon	1	0	0	1	0/0	0/0	0	6
Sanford	1	0	0	1	0/0	0/0	0	6
Johnson	0	0	0	0	0/0	0/0	1	2
Simpson	0	0	0	0	0/0	0/0	1	2
BILLS	40	17	20	3	37/40	13/23	2	320
OPP	31	14	15	2	29/31	15/20	2	260

**SACKS:** Williams 12.0, Smerlas 6.5, White 5.0, Sanford 3.0, Haslett 2.0, Robertson 1.5, Kadish1.0, Nelson 1.0, Clark 1.0  
**BILLS:** 33.0  
**OPPONENTS:** 20.0

RUSHING	No.	Yds	Avg	Long	TD
Cribbs	306	1185	3.9	48	11
Brown	153	559	3.7	34t	3
Leaks	67	219	3.3	15	2
Hooks	25	118	4.7	25	1
Ferguson	31	65	2.1	15	0
Miller	12	35	2.9	6	0
Manucci	3	29	9.7	17	0
Butler	1	18	18.0	18	0
Brammer	1	8	8.0	8	0
Humm	1	5	5.0	5	0
Jessie	1	-9	-9.0	-9	0
Cater	2	-10	-5.0	-1	0
BILLS	603	2222	3.7	48	17
OPP	486	1819	3.7	47	14

RECEIVING	No.	Yds	Avg	Long	TD
Butler	57	832	14.6	69	6
Cribbs	52	415	8.0	21t	1
Lewis	40	648	16.2	31t	6
Brown	27	137	5.1	20	0
Brammer	26	283	10.9	36	4
Hooks	23	179	7.8	26	0
Gant	12	181	15.1	48	1
Leaks	8	57	7.1	18	1
Piccone	7	82	11.7	16	0
Jessie	4	56	14.0	20	1
Ferguson	3	41	13.7	19	0
Miller	3	25	8.3	15	0
BILLS	262	2936	11.2	69	20
OPP	240	2561	10.7	56	15

INTERCEPTIONS	No.	Yds	Avg	Long	TD
Freeman	7	107	15.3	47t	1
Nixon	5	81	16.2	50t	1
Simpson	4	36	9.0	14	0
Romes	2	41	20.5	30	0
Robertson	2	39	19.5	39	0
Haslett	2	30	15.0	17	0
Clark	1	0	0.0	0	0
White	1	0	0.0	0	0
BILLS	24	334	13.9	50t	2
OPP	19	193	10.2	48t	1

PUNTING	No	Yds	Avg	Net	TB	In	Log	B
Cater	73	2828	38.7	31.1	16	12	61	1
BILLS	74	2828	38.2	31.1	16	12	61	1
OPP	82	3226	39.3	34.2	8	21	61	1

PUNT RETURNS	Ret	FC	Yds	Avg	Long	TD
Cribbs	29	7	154	5.3	16	0
Hooks	8	2	90	11.3	17	0
Piccone	2	3	15	7.5	8	0
BILLS	39	12	259	6.6	17	0
OPP	34	6	204	6.0	21	0

KICKOFF RETURNS	No.	Yds	Avg	Long	TD
Miller	16	303	18.9	43	0
Brown	10	181	18.1	25	0
Owens	8	157	19.6	29	0
Hooks	7	109	15.6	35	0
Keating	3	38	12.7	16	0
Cribbs	2	39	19.5	20	0
Vogler	1	0	0.0	0	0
BILLS	47	827	17.6	43	0
OPP	52	1051	20.2	44	0

**FIELD GOALS** 1-19 20-29 30-39 40-49 50+

Mike-Mayer	0-0	4-4	4-9	5-9	0-1
BILLS	0-0	4-4	4-9	5-9	0-1
OPP	0-0	5-5	3-6	6-8	1-1

Mike-Mayer: (40G)(47G,38G,47N)(51B)(30G)(48G,29G)(49G,20G)(1)(23G,39N)(37B)(30G,44N)(49N)(1)(35N,40G,47B)(38N,38N,30G)(1)(25G)  
OPPONENTS: (1)(44G)(45G,47G)(1)(29G,30N)(21G,35N,49N)(23G)(41G,32G)(28G,50G,44G)(33G)(1)(36G,42G)(1)(39N)(40N,27G)(1)

**USUAL STARTERS**

OFFENSE		
WR	80	Jerry Butler
LT	72	Ken Jones
LG	67	Reggie McKenzie
C	53	Will Grant
RG	69	Conrad Dabler
RT	70	Joe Devlin
TE	88	Reuben Gant
WR	82	Frank Lewis
FB	47	Curtis Brown
RB	20	Joe Cribbs
QB	12	Joe Ferguson

DEFENSE		
LE	77	Ben Williams
NT	76	Fred Smerlas
RE	83	Sherman White
OLB	57	Lucius Sanford
ILB	55	Jim Haslett
ILB	59	Shane Nelson
OLB	58	Isiah Robertson
LCB	29	Mario Clark
RCB	26	Charles Romes
FS	45	Bill Simpson
SS	22	Steve Freeman

PASSING	Att	Cmp	Yds	Cmp%	Yds/Att	TD	TD%	Int	Int%	Long	Sack/Lost	Rating
Ferguson	439	251	2805	57.2	6.39	20	4.6	18	4.1	69	13/129	74.6
Humm	14	4	39	28.6	2.79	0	0.0	1	7.1	19	2/9	10.0
Cater	1	1	15	100.0	15.00	0	0.0	0	0.0	15	0/0	118.8
Cribbs	1	1	13	100.0	13.00	0	0.0	0	0.0	13	0/0	118.8
Manucci	6	5	64	83.3	10.67	0	0.0	0	0.0	22	5/48	111.0
BILLS	461	262	2936	56.8	6.37	20	4.3	19	4.1	69	20/186	73.2
OPPONENTS	433	240	2561	55.4	5.91	15	3.5	24	5.5	56	33/279	61.6

# 1981 SEASON STATISTICS

10-6 | 3RD IN AFC EAST | HEAD COACH CHUCK KNOX



Date	W/L Score	Opponent	Attendance
9/6	W 31-0	NY Jets	79,754
9/13	W 35-3	at Baltimore	44,950
9/17	L 14-20	Philadelphia	78,331
9/27	L 24-27 (OT)	at Cincinnati	46,418
10/4	W 23-17	Baltimore	77,811
10/12	W 31-21	Miami	78,576
10/18	L 14-33	at NY Jets	54,607
10/25	W 9-7	Denver	77,757
11/1	W 22-13	Cleveland	78,266
11/9	L 14-27	at Dallas	62,583
11/15	L 0-24	at St. Louis	46,214
11/22	W 20-17	New England	71,593
11/29	W 21-14	Washington	59,624
12/6	W 28-27	at San Diego	51,488
12/13	W 19-10	at New England	42,549
12/19	L 6-16	at Miami	72,956

## AFC WILD CARD PLAYOFF GAME

12/27 W 31-27 at NY Jets 57,050

## AFC DIVISIONAL PLAYOFF

1/3 L 21-28 at Cincinnati 55,420

	BUF	OPP
<b>TOTAL FIRST DOWNS</b>	315	298
Rushing	127	113
Passing	163	154
Penalty	25	31
3rd Down: Made/Att	94/217	72/218
3rd Down Pct.	43.3	33.0
4th Down: Made/Att	—	—
4th Down: Pct.	—	—

**POSSESSION AVG.** 30:24 29:36

<b>TOTAL NET YARDS</b>	5640	4945
Avg. per Game	352.5	309.1
Total Plays	1043	1037
Avg. per Play	5.4	4.8

<b>NET YARDS RUSHING</b>	2125	2075
Avg. per Game	132.8	129.7
Total Rushes	524	516

<b>NET YARDS PASSING</b>	3515	2870
Avg. per Game	219.7	179.4
Sacked/Yards Lost	16/146	47/373
Gross Yards	3661	3243
Att./Completions	503/253	474/267
Completion Pct.	50.3	56.3
Had Intercepted	20	19

**PUNTS/AVERAGE** 80/39.7 77/40.0

**NET PUNTING AVG.** 80/33.9 77/35.6

**PENALTIES/YARDS** 114/1001 93/690

**FUMBLES/BALL LOST** 33/18 38/17

<b>TOUCHDOWNS</b>	38	30
Rushing	13	7
Passing	25	21
Returns	0	2

<b>SCORE BY PERIOD</b>	Q1	Q2	Q3	Q4	OT	PTS
BILLS	78	124	66	43	0	311
OPPONENTS	44	81	67	81	3	276

<b>SCORING</b>	Td	Ru	Pa	Rt	K-PAT	FG	S	Pts
Mike-Mayer	0	0	0	0	37/37	14/24	0	79
Cribbs	10	37	0	0/0	0/0	0	0	60
Butler	8	0	0	0/0	0/0	0	0	48
Leaks	6	6	0	0/0	0/0	0	0	36
Hooks	5	3	2	0/0	0/0	0	0	30
Lewis	4	0	4	0/0	0/0	0	0	24
Brammer	2	0	2	0/0	0/0	0	0	12
Barnett	1	0	1	0/0	0/0	0	0	6
Brown	1	0	1	0/0	0/0	0	0	6
Ferguson	1	1	0	0/0	0/0	0	0	6
BILLS	38	13	25	0	37/38	14/24	2	311
OPP	30	7	2	0	30/30	22/26	0	276

**SACKS:** B. Williams 9.0, K. Johnson 8.0, White8.0, Kush 5.5, Nelson 3.0, Robertson 2.5, Irvin2.0, Nixon 2.0, Sanford 2.0, Smerlas 2.0, Clark 1.0, Simpson 1.0, Team 1.0

**BILLS:** 47.0

**OPPONENTS:** 16.0

<b>RUSHING</b>	No.	Yds	Avg	Long	TD
Cribbs	257	1097	4.3	35	3
Leaks	91	357	3.9	31	6
Hooks	51	250	4.9	19	3
Brown	62	226	3.6	13	0
McCutcheon	34	138	4.1	12	0
Ferguson	20	29	1.5	16	1
Riddick	3	29	9.7	12	0
Brammer	2	17	8.5	6	0
Butler	1	1	1	1	0
Robinson	1	-2	-	-2	0
Kush	1	-6	-	-6	0
Franklin	1	-11	-	-11	0
BILLS	524	2125	4.1	35	13
OPP	516	2075	4.0	29	7

<b>RECEIVING</b>	No.	Yds	Avg	Long	TD
Lewis	70	1244	17.8	33	4
Butler	55	842	15.3	67	8
Cribbs	40	603	15.1	65	7
Brammer	33	365	11.1	26	2
Jessie	15	200	13.3	44	0
Hooks	10	140	14.0	37	2
Leaks	7	51	7.3	13	0
Brown	7	46	6.6	10	1
Piccone	5	65	13.0	16	0
McCutcheon	5	40	8.0	17	0
Barnett	4	36	9.0	16	1
Franklin	2	29	14.5	16	0
BILLS	253	3661	14.5	67	25
OPP	267	3243	12.1	73	21

<b>INTERCEPTIONS</b>	No.	Yds	Avg	Long	TD
Clark	5	142	28.4	53	0
Romes	4	113	28.3	35	0
Simpson	4	42	10.5	42	0
Robertson	2	15	7.5	15	0
Kush	1	19	19.0	19	0
Bess	1	12	12.0	12	0
Nelson	1	9	9.0	9	0
Williams	1	0	-	0	0
BILLS	19	352	18.5	53	0
OPP	20	333	16.7	47	0

<b>PUNTING</b>	No.	Yds	Avg	TB	In	Lg	B
Cater	80	3175	39.7	12	16	71	0
BILLS	80	3175	39.7	12	16	71	0
OPP	77	3237	42.0	10	14	72	0

<b>PUNT RETURNS</b>	Ret	FC	Yds	Avg	Long	TD
Hooks	17	2	142	8.4	25	0
Piccone	9	2	57	6.3	13	0
Riddick	4	0	48	12.0	22	0
Franklin	5	3	45	9.0	15	0
BILLS	35	7	292	8.3	25	0
OPP	34	13	220	6.5	20	0

<b>KICKOFF RETURNS</b>	No.	Yds	Avg	Long	TD
Franklin	21	436	20.8	33	0
Riccio	14	257	18.4	25	0
Hooks	11	215	19.5	36	0
Brown	7	140	20.0	30	0
Piccone	2	31	15.5	16	0
Bess	1	6	6.0	6	0
Freeman	1	0	-	0	0
BILLS	57	1085	19.0	36	0
OPP	61	1268	20.8	90	1

<b>FIELD GOALS</b>	1-19	20-29	30-39	40-49	50+	TD
Mike-Mayer	0-0	4-6	5-7	5-10	0-1	0
BILLS	0-0	4-6	5-7	5-10	0-1	0
OPP	1-1	9-9	8-9	4-6	0-1	0

Mike-Mayer: (21G, 51N)|(49N)|(20N)|(40G) (43N, 34G, 44G, 45G)|(37G)|(47N)|(41G, 46G, 36G) ( )|( )|(28G, 42N, 23G, 38N)|(39N)|(40N)|(29G) (31G, 36G, 27N)  
 OPPONENTS: ( )|(22G)|(29G, 56N, 46G)|(23G, 28G)|(32G) |( )|(24G, 29G, 39G, 22G)|(43B)|(36G, 39G)|(47G, 31G)|(35G, 48N)|(43G, 35B) |( )|(29G, 27G)|(42G)|(22G, 30G, 233G)

## USUAL STARTERS

### OFFENSE

WR	80	Jerry Butler
LT	72	Ken Jones
LG	73	Jon Borchardt (8)
	67	Reggie McKenzie (6)
C	53	Will Grant
RG	69	Conrad Dobler
RT	70	Joe Devlin
TE	86	Mark Brammer
WR	82	Frank Lewis
FB	47	Curtis Brown
RB	20	Joe Cribbs
QB	12	Joe Ferguson

### DEFENSE

LE	77	Ben Williams
NT	76	Fred Smerlas
RE	83	Sherman White
OLB	57	Lucius Sanford
ILB	55	Jim Haslett
ILB	59	Shane Nelson
OLB	58	Isiah Robertson
LCB	29	Mario Clark
RCB	26	Charles Romes
FS	45	Bill Simpson
SS	22	Steve Freeman

<b>PASSING</b>	Att	Cmp	Yds	Cmp%	Yds/Att	TD	TD%	Int	Int%	Long	Sack/Lost	Rating
Ferguson	498	252	3652	50.6	7.33	24	4.8	20	4.0	67	15/137	74.1
Robinson	2	0	0	0.0	0.00	0	0.0	0	0.0	0	1/9	39.6
Cribbs	1	1	9	100.0	9.00	1	100.0	0	0.0	9	0/0	143.8
Leaks	1	0	0	0.0	0.00	0	0.0	0	0.0	0	0/0	39.6
Mike-Mayer	1	0	0	0.0	0.00	0	0.0	0	0.0	0	0/0	39.6
BILLS	503	253	3661	50.3	7.29	25	5.0	20	4.0	67	16/146	74.3
OPPONENTS	474	267	3243	56.3	6.84	21	4.4	19	4.2	73	47/373	74.7

# 1982 SEASON STATISTICS

4-5 | 4TH IN AFC EAST | HEAD COACH CHUCK KNOX



Date	W/L Score	Opponent	Attendance
9/12	W 14-9	Kansas City	79,383
9/16	W 23-22	Minnesota	77,753
9/26	C	at Houston	
10/3	C	New England	
10/10	C	at Baltimore	
10/18	C	at NY Jets	
10/24	C	Detroit	
10/31	C	at Denver	
11/7	C	NY Jets	
11/14	C	at New England	
11/21	L 7-9	Miami	52,945
11/28	W 20-0	Baltimore	33,985
12/5	L 21-33	at Green Bay+	46,655
12/12	W 13-0	Pittsburgh	58,391
12/19	L 23-24	at Tampa Bay	62,510
12/27	L 10-27	at Miami	73,924
1/2	L 19-30	at New England	36,218

+ at Milwaukee  
C - Canceled

## TOTAL FIRST DOWNS

	BUF	OPP
Rushing	83	64
Passing	84	72
Penalty	13	15
3rd Down: Made/Att	57/129	34/112
3rd Down Pct.	44.1	30.4
4th Down: Made/Att	8/13	5/8
4th Down: Pct.	61.5	62.5

## POSSESSION AVG.

	BUF	OPP
Avg. per Game	325.2	259.3
Total Plays	604	536
Avg. per Play	4.9	4.4

## NET YARDS RUSHING

	BUF	OPP
Avg. per Game	152.3	114.9
Total Rushes	319	268

## NET YARDS PASSING

	BUF	OPP
Avg. per Game	172.9	144.4
Sacked/Yards Lost	12/115	12/82
Gross Yards	1671	1382
Att./Completions	273/149	256/114
Completion Pct.	54.6	44.5
Had Intercepted	17	13

## PUNTS/AVERAGE

	BUF	OPP
	35/37.9	44/39.3

## NET PUNTING AVG.

	BUF	OPP
	36.5	35.7

## PENALTIES/YARDS

	BUF	OPP
	69/582	49/395

## FUMBLES/BALL LOST

	BUF	OPP
	23/9	14/8

## TOUCHDOWNS

	BUF	OPP
Rushing	9	6
Passing	8	8
Returns	1	1

SCORE BY PERIOD	Q1	Q2	Q3	Q4	OT	PTS
BILLS	26	68	19	37	0	150
OPPONENTS	14	57	36	47	0	154

## SCORING

TD	Ru	Pa	Rt	K-PAT	FG	S	Pts
Herrera	0	0	0	0	11/12	8/14	0 35
Leaks	5	5	0	0	0/0	0/0	0 30
Butler	4	0	4	0	0/0	0/0	0 24
Cribbs	3	3	0	0	0/0	0/0	0 18
Brammer	2	0	2	0	0/0	0/0	0 12
Ferguson	1	0	0	1	0/0	0/0	0 12
Lewis	2	0	2	0	0/0	0/0	0 12
Mike-Mayer	0	0	0	0	4/5	1/4	0 7
BILLS	18	9	8	1	15/17	9/18	0 150
OPP	15	6	8	1	14/15	16/20	1 154

## SACKS: White 4.0, Williams 4.0, Smerlas 2.0,

Freeman 1.0, Simpson 1.0

BILLS: 12.0

OPPONENTS: 12.0

## RUSHING

	No.	Yds	Avg	Long	TD
Cribbs	134	633	4.7	62	3
Leaks	97	405	4.2	17	5
Brown	41	187	4.6	19	0
Ferguson	16	46	2.9	13	1
Moore	16	38	2.4	9	0
Hoaks	5	23	4.6	9	0
Koffler	2	21	10.5	12	0
Whittington	7	15	2.2	4	0
Holt	1	3	3.0	3	0
BILLS	319	1371	4.3	62	9
OPP	268	1034	3.9	30	6

## RECEIVING

	No.	Yds	Avg	Long	TD
Lewis	28	443	15.8	39	2
Butler	26	336	12.9	47	4
Brammer	25	225	9.0	22	2
Cribbs	13	99	7.6	31	0
Leaks	13	91	7.0	12	0
Piccone	12	140	11.7	29	0
Mosley	9	96	10.7	31	0
Tuttle	7	107	15.3	26	0
Brown	6	38	6.3	28	0
Holt	4	45	11.3	23	0
Barnett	4	39	9.8	22	0
Haslett	1	4	4.0	4	0
Moore	1	8	8.0	8	0
BILLS	149	1671	11.2	47	8
OPP	114	1382	12.1	45	8

## INTERCEPTIONS

	No.	Yds	Avg	Long	TD
Simpson	4	45	11.3	24	0
Freeman	3	27	9.0	14	0
B. Williams	1	20	20.0	20	0
Keating	1	14	14.0	14	0
Parrish	1	8	8.0	8	0
Romes	1	8	8.0	8	0
Robertson	1	0	0.0	0	0
Marve	1	0	0.0	0	0
BILLS	13	122	9.4	24	0
OPP	17	268	15.8	36	0

## PUNTING

	No	Yds	Avg	Net	TB	In	Lg	B
Tuten	35	1328	37.9	36.5	1	13	61	0
BILLS	35	1328	37.9	36.5	1	13	61	0
OPP	44	1730	39.3	35.7	2	11	61	0

PUNT RETURNS	Ret	FC	Yds	Avg	Long	TD
Mosley	11	5	61	5.5	16	0
Holt	10	0	45	4.5	21	0
Hoaks	4	0	13	3.3	8	0
Simpson	1	0	0	0.0	0	0
Tuttle	0	1	0	—	0	0
BILLS	26	6	119	4.6	21	0
OPP	10	14	30	3.0	10	0

## KICKOFF RETURNS

	No.	Yds	Avg	Long	TD
Mosley	18	487	27.1	66	0
Holt	7	156	22.3	37	0
Piccone	3	50	16.7	23	0
McKnight	3	34	11.3	17	0
Whittington	2	39	19.5	21	0
Brown	1	17	17.0	17	0
Keating	1	9	9.0	9	0
Roopenian	1	0	0.0	0	0
BILLS	36	792	22.0	66	0
OPP	34	604	17.8	32	0

## FIELD GOALS

	1-9	20-29	30-39	40-49	50+
Herrera	2-2	0-1	2-4	4-7	0-0
Mike-Mayer	0-0	1-2	0-0	0-2	0-0
BILLS	2-2	1-3	2-4	4-9	0-0
OPP	0-0	4-5	6-6	6-7	0-2

Mike-Mayer: (48B,29N)(21G,43N)( )  
 Herrera: (47G,41G,34N)(26B,32N)(49N,48N,34G,19G)(49G)(33G,48N)(46G,25G)  
 OPPONENTS: (39G,47G,42G,54N)(43G,42G)(42G,49G,21G,56N)( ) (33G,25G,22N,31G,32G)( ) (49N,27G)(35G,30G)(42G)

## USUAL STARTERS

### OFFENSE

WR	80	Jerry Butler
LT	72	Ken Jones
LG	67	Reggie McKenzie
C	53	Will Grant
RG	73	Jon Borchardt
RT	70	Joe Devlin
TE	86	Mark Brammer
WR	82	Frank Lewis
FB	48	Roosevelt Leaks
RB	20	Joe Cribbs
QB	12	Joe Ferguson

### DEFENSE

LE	77	Ben Williams
NT	76	Fred Smerlas
RE	83	Sherman White
OLB	62	Ervin Parker
ILB	54	Eugene Marve
ILB	55	Jim Haslett
OLB	58	Isiah Robertson
LCB	29	Mario Clark
RCB	28	Charles Romes
FS	45	Bill Simpson
SS	22	Steve Freeman

## PASSING

	Att	Cmp	Yds	Cmp%	Yds/Att	TD	TD%	Int	Int%	Long	Sack/Lost	Rating
Ferguson	264	144	1597	54.6	6.05	7	2.7	16	6.1	47	11/105	56.3
Robinson	8	5	74	62.5	9.25	1	12.5	0	0.0	31	1/10	132.0
Cribbs	1	0	0	0.0	0.00	0	0.0	1	100.0	0	0/0	—
BILLS	273	149	1671	54.6	6.12	8	3.0	17	6.2	47	12/115	57.3
OPPONENTS	256	114	1382	44.5	5.40	8	3.1	13	5.1	45	12/82	50.7

# 1983 SEASON STATISTICS

8-8 | T-2ND IN AFC EAST | HEAD COACH KAY STEPHENSON



Date	W/L Score	Opponent	Attendance
9/4	L 0-12	Miami	78,715
9/11	W 10-6	at Cincinnati	46,839
9/18	W 28-23	Baltimore	40,937
9/25	W 30-13	Houston	60,070
10/3	L 10-34	NY Jets	79,933
10/9	W 38-35 (OT)	at Miami	59,948
10/16	W 30-7	at Baltimore	38,565
10/23	L 0-31	New England	60,424
10/30	W 27-21	New Orleans	49,413
11/6	L 7-21	at New England	42,604
11/13	W 24-17	at NY Jets	48,513
11/20	L 24-27	LA Raiders	72,393
11/27	L 17-41	at LA Rams	48,246
12/4	W 14-9	at Kansas City	27,104
12/11	L 10-23	San Francisco	38,039
12/18	L 14-31	at Atlanta	31,015

	BUF	OPP
TOTAL FIRST DOWNS	309	332
Rushing	100	148
Passing	171	148
Penalty	38	36
3rd Down: Made/Att	71/212	81/221
3rd Down Pct.	33.5	36.7
4th Down: Made/Att	7/14	11/17
4th Down: Pct.	50.0	64.7

POSESSION AVG.	28:24	31:36
----------------	-------	-------

TOTAL NET YARDS	4823	5809
-----------------	------	------

NET YARDS RUSHING	1736	2503
-------------------	------	------

NET YARDS PASSING	3087	3306
-------------------	------	------

PUNTS/AVERAGE	89/39.7	78/42.9
---------------	---------	---------

NET PUNTING AVG.	33.6	36.2
------------------	------	------

PENALTIES/YARDS	144/1094	128/1298
-----------------	----------	----------

FUMBLES/BALL LOST	24/12	32/18
-------------------	-------	-------

TOUCHDOWNS	36	39
------------	----	----

SCORE BY PERIOD	Q1	Q2	Q3	Q4	OT	PTS
-----------------	----	----	----	----	----	-----

BILLS	28	87	55	110	3	283
OPPONENTS	29	108	92	122	0	351

SCORING	TD	Ru	Pa	Rt	K-PAT	FG	S	Pts
Danelo	0	0	0	0	33/34	10/20	0	63
Cribbs	1	0	3	7	0/0	0/0	0	60
Franklin	4	0	4	0	0/0	0/0	0	24
Butler	3	0	3	0	0/0	0/0	0	18
Hunter	3	0	3	0	0/0	0/0	0	18
Lewis	3	0	3	0	0/0	0/0	0	18
Mosley	3	0	3	0	0/0	0/0	0	18
Tuttle	3	0	3	0	0/0	0/0	0	18
Brammer	2	0	2	0	0/0	0/0	0	12
Dawkins	1	0	1	0	0/0	0/0	0	6
Kennedy	1	0	1	0	0/0	0/0	0	6
Kilson	1	0	1	0	0/0	0/0	0	6
Leaks	1	0	1	0	0/0	0/0	0	6
Moore	1	0	1	0	0/0	0/0	0	6
Steinfurt	0	0	0	0	1/1	1/6	0	4
BILLS	36	4	30	2	34/36	11/26	283	
OPP	39	14	22	3	39/39	26/39	351	

SACKS: Williams 10.0, Smerlas 6.0, Talley 5.0, Parker 4.0, White 3.0, K. Johnson 2.0, Marve 2.0

BILLS: 32.0

OPPONENTS: 37.0

RUSHING	No.	Yds	Avg	Long	TD
---------	-----	-----	-----	------	----

Cribbs	263	1131	4.3	45	3
Moore	60	275	4.6	21	0
Leaks	58	157	2.7	12	1
Ferguson	20	88	4.4	19	0
Hunter	2	28	14.0	24	0
Koffler	4	25	6.3	11	0
Riddick	4	18	4.5	12	0
V. Williams	3	11	3.7	5	0
Franklin	1	3	3.0	3	0
BILLS	415	1736	4.2	45	4
OPP	566	2503	4.4	50	14

RECEIVING	No.	Yds	Avg	Long	TD
-----------	-----	-----	-----	------	----

Cribbs	57	524	9.2	33	7
Lewis	36	486	13.5	27	3
Hunter	36	402	11.2	40	3
Butler	36	385	10.7	25	3
Moore	34	199	5.9	21	1
Franklin	30	452	15.1	43	4
Brammer	25	215	8.6	21	2
Tuttle	17	261	15.4	38	3
Mosley	14	180	12.9	35	3
Dawkins	11	123	11.2	28	1
Barnett	10	94	9.4	14	0
Leaks	8	74	9.3	12	0
Riddick	3	43	14.3	24	0
BILLS	317	3438	10.8	43	30
OPP	286	3553	12.4	72	22

INTERCEPTIONS	No.	Yds	Avg	Long	TD
---------------	-----	-----	-----	------	----

Freeman	3	40	13.3	29	0
C. Williams	3	6	2.0	4	0
Sanford	2	39	19.5	20	0
Romes	2	27	13.5	27	0
Keating	2	20	10.0	17	0
Kennedy	1	22	22.0	22	1
BILLS	13	154	11.8	29	1
OPP	28	330	11.8	60	2

PUNTING	No.	Yds	Avg	Net	TB	In	Lg	B
---------	-----	-----	-----	-----	----	----	----	---

Cater	89	3533	39.7	33.6	7	24	60	0
BILLS	89	3533	39.7	33.6	7	24	60	0
OPP	78	3344	42.9	36.2	14	20	67	0

PUNT RETURNS	Ret	FC	Yds	Avg	Long	TD
--------------	-----	----	-----	-----	------	----

Riddick	42	5	241	5.7	24	0
Hurley	1	0	0	0.0	0	0
V. Williams	1	0	0	0.0	0	0
BILLS	44	5	241	5.5	24	0
OPP	42	22	403	9.6	62	0

KICKOFF RETURNS	No.	Yds	Avg	Long	TD
-----------------	-----	-----	-----	------	----

V. Williams	22	494	22.5	60	0
Riddick	28	568	20.3	49	0
Mosley	9	236	26.2	33	0
B. Williams	3	56	18.7	23	0
Talley	2	9	4.5	5	0
BILLS	64	1363	21.3	60	0
OPP	53	949	17.9	43	0

FIELD GOALS	1-19	20-29	30-39	40-49	50+
-------------	------	-------	-------	-------	-----

Danelo	0-0	2-4	5-6	3-6	0-4
Steinfurt	0-0	1-1	0-2	0-3	0-0
BILLS	0-0	3-5	5-8	3-9	0-4
OPP	1-1	6-6	8-10	11-19	0-2

Steinfurt: (34B, 33N, 49N)(28G, 45N, 45N)  
Danelo: (50N)(48G)(38G)(27N, 36G)  
(50N, 23G, 40G, 30G)(54N, 47N)(1)(24N)  
(30G)(48G)(52N, 20G)(1)(46B, 33G, 38N)(45N)  
OPPONENTS: (33G, 23G, 36G, 50G)(40N, 30G,  
47G)(28G, 49G, 45G)(31G, 26G)(19G, 38N, 42G)  
(52N, 43N)(36N)(22G, 47N, 48N)(1)(46B)(52N,  
49N, 48G)(41G, 36G)(37G, 45B, 49G)(42N, 48G,  
25G, 42G)(37G, 29G, 45N, 30G)(40G)

USUAL STARTERS	OFFENSE
----------------	---------

WR	80	Jerry Butler
LT	72	Ken Jones
LG	51	Jim Richter
C	53	Will Grant
RG	73	Jon Borchardt
RT	63	Justin Cross
TE	86	Mark Brammer
WR	82	Frank Lewis
FB	34	Booker Moore
RB	20	Joe Cribbs
QB	12	Joe Ferguson

DEFENSE
---------

LE	77	Ben Williams
NT	76	Fred Smerlas
RE	83	Sherman White (8)
	91	Ken Johnson (8)
OLB	57	Lucius Sanford
ILB	52	Chris Keating
ILB	54	Eugene Marve
OLB	62	Ervin Parker
LCB	29	Mario Clark
RCB	26	Charles Romes
FS	22	Steve Freeman
SS	21	Mike Kennedy

PASSING	Att	Cmp	Yds	Cmp%	Yds/Att	TD	TD%	Int	Int%	Long	Sack/Lost	Rating
Ferguson	508	281	2995	55.3	5.89	26	5.1	25	4.9	43	27/266	69.3
Koffler	61	35	440	57.4	7.21	4	6.6	3	4.9	28	10/85	81.3
Cribbs	2	1	3	50.0	25.00	0	0.0	0	0.0	3	0/0	56.3
BILLS	571	317	3438	55.5	6.02	30	5.3	28	4.9	43	37/351	70.5
OPPONENTS	480	286	3553	59.6	7.40	22	4.6	13	2.7	72	32/247	86.6

# 1984 SEASON STATISTICS

2-14 | 5TH IN AFC EAST | HEAD COACH KAY STEPHENSON



Date	W/L Score	Opponent	Attendance
9/2	L 17-21	New England	48,528
9/9	L 7-37	at St. Louis	35,785
9/17	L 17-21	Miami	65,455
9/23	L 26-28	NY Jets	48,330
9/30	L 17-31	at Indianapolis	60,032
10/7	L 17-27	Philadelphia	37,555
10/14	L 28-31	at Seattle	59,034
10/21	L 7-37	Denver	31,204
10/28	L 7-38	at Miami	58,824
11/4	L 10-13	Cleveland	33,343
11/11	L 10-38	at New England	43,313
11/18	W 14-3	Dallas	74,391
11/25	L 14-41	at Washington	51,513
12/2	W 21-15	Indianapolis	20,693
12/8	L 17-21	at NY Jets	45,378
12/16	L 21-52	at Cincinnati	55,771

	BUF	OPP
<b>TOTAL FIRST DOWNS</b>	263	345
Rushing	98	134
Passing	149	186
Penalty	16	25
3rd Down: Made/Att	86/243	87/203
3rd Down Pct.	35.4	42.9
4th Down: Made/Att	11/26	7/10
4th Down: Pct.	42.3	70.0

<b>POSSESSION AVG.</b>	28:43	31:17
------------------------	-------	-------

<b>TOTAL NET YARDS</b>	4341	5582
Avg. per Game	271.3	348.9
Total Plays	1046	1052
Avg. per Play	4.2	5.3

<b>NET YARDS RUSHING</b>	1643	2106
Avg. per Game	102.7	131.6
Total Rushes	398	531

<b>NET YARDS PASSING</b>	2968	3476
Avg. per Game	168.6	217.3
Sacked/Yards Lost	60/554	26/191
Gross Yards	3252	3667
Att./Completions	588/298	495/300
Completion Pct.	50.7	60.6
Had Intercepted	30	16

<b>PUNTS/AVERAGE</b>	90/41.1	72/39.1
----------------------	---------	---------

<b>NET PUNTING AVG.</b>	32.7	32.2
-------------------------	------	------

<b>PENALTIES/YARDS</b>	121/997	87/734
------------------------	---------	--------

<b>FUMBLES/BALL LOST</b>	31/14	36/21
--------------------------	-------	-------

<b>TOUCHDOWNS</b>	31	56
Rushing	9	19
Passing	18	32
Returns	4	5

<b>SCORE BY PERIOD</b>	Q1	Q2	Q3	Q4	OT	PTS
BILLS	66	57	64	63	0	250
OPPONENTS	113	148	72	121	0	454

<b>SCORING</b>	TD	Ru	Pa	Rt	K-PAT	FG	S	Pts
Bell	8	7	1	0	0/0	0/0	0	48
Denndard	7	0	7	0	0/0	0/0	0	42
Danelo	0	0	0	0	17/17	8/16	0	41
Franklin	4	0	4	0	0/0	0/0	0	24
Nelson	0	0	0	0	14/14	3/5	0	23
Dawkins	2	0	2	0	0/0	0/0	0	12
Hunter	2	0	2	0	0/0	0/0	0	12
Brookins	1	0	1	0	0/0	0/0	0	6
David	1	0	0	1	0/0	0/0	0	6
Dufek	1	1	0	0	0/0	0/0	0	6
Keating	1	0	0	1	0/0	0/0	0	6
Neal	1	1	0	0	0/0	0/0	0	6
Sanford	1	0	0	1	0/0	0/0	0	6
V. Williams	1	0	1	0	0/0	0/0	0	6
Wilson	1	0	0	1	0/0	0/0	0	6
BILLS	31	9	18	4	31/31	11/21		250
OPP	56	19	32	5	56/56	20/28	1	454

**SACKS:** Talley 5.0, Johnson 3.5, Haslett 3.5, McNamee 3.0, Williams 2.0, Smerlas 2.0, Freeman 2.0, Kush 2.0, Keating 2.0, David 1.0  
**BILLS:** 26.0  
**OPPONENTS:** 60.0

<b>RUSHING</b>	No.	Yds	Avg	Long	TD
Bell	262	1100	4.2	85	7
Neal	49	175	3.6	10	1
Ferguson	19	102	5.4	20	0
Moore	24	84	3.5	21	0
Koffler	10	80	8.0	19	0
V. Williams	18	51	2.8	7	0
Brookins	2	27	13.5	16	0
Dufek	9	22	2.4	13	1
Hunter	1	6	6.0	6	0
Riddick	3	3	1.0	6	0
Franklin	1	-7	-7.0	-7	0
BILLS	398	1643	4.1	85	9
OPP	531	2106	4.0	31†	19

<b>RECEIVING</b>	No.	Yds	Avg	Long	TD
Franklin	69	862	12.5	64†	4
Bell	34	277	8.1	37	1
Hunter	33	331	10.0	30	2
Moore	33	172	5.2	14	0
Denndard	30	417	13.9	68†	7
Riddick	23	276	12.0	38	0
Dawkins	21	295	14.0	37†	2
Brookins	18	318	17.7	70†	1
Neal	9	76	8.4	18	0
Barnett	8	67	8.4	18	0
Brammer	7	49	7.0	12	0
V. Williams	5	46	9.2	32	1
Mosley	4	38	9.5	17	0
White	4	28	7.0	11	0
BILLS	298	3252	10.9	70†	18
OPP	300	3667	12.2	65†	32

<b>INTERCEPTIONS</b>	No.	Yds	Avg	Long	TD
Romes	5	130	26.0	55	0
Freeman	3	45	15.0	45	0
Carpenter	3	11	3.7	11	0
Smerlas	1	25	25.0	25	0
Kush	1	15	15.0	15	0
L. Smith	1	7	7.0	7	0
Bellinger	1	0	0.0	0	0
Talley	1	0	0.0	0	0
BILLS	16	233	14.6	55	0
OPPONENTS	30	416	13.9	59†	4

<b>PUNTING</b>	No	Yds	Avg	Net	TB	In	Log	B
Kidd	88	3696	42.0	32.7	8	16	63	2
BILLS	90	3696	41.1	32.7	8	16	63	2
OPP	72	2812	39.1	32.2	10	22	69	1

<b>PUNT RETURNS</b>	Ret	FC	Yds	Avg	Long	TD
Wilson	33	8	297	9.0	65†	1
BILLS	33	8	297	9.0	65†	1
OPP	52	10	597	11.5	39	0

<b>KICKOFF RETURNS</b>	No.	Yds	Avg	Long	TD
V. Williams	39	820	21.0	65	0
Wilson	34	576	16.9	36	0
Bell	1	15	15.0	15	0
David	1	6	6.0	6	0
White	1	5	5.0	5	0
BILLS	76	1422	18.7	65	0
OPP	44	958	21.8	59	0

<b>FIELD GOALS</b>	1-19	20-29	30-39	40-49	50+
Nelson	0-0	0-0	1-2	2-3	0-0
Danelo	0-0	5-5	2-4	0-4	1-3
BILLS	0-0	5-5	3-6	2-7	1-3
OPP	0-0	10-10	4-5	4-7	2-6

Danelo: (45N,27G)(52B)(47B,33G)(52G,40N,36G,27G,20G)(23G)(27G,52N,30N)(33N)(42N)  
 Nelson: (37N,42G)(34G,43N)(11)(1)(47G)(1)  
**OPPONENTS:** (1)(23G,47B,47B,53N,21G,52G)(36N)(52N)(52B,43G)(36G,22G)(25G)(45G,45G,40G)(22G)(28G,36G)(21G)(20G,47N)(38G,50N,51G)(28G,21G)(1)(36G)

### USUAL STARTERS

OFFENSE	
WR	83 Preston Denndard
LT	72 Ken Jones
LG	51 Jim Ritcher
C	53 Will Grant
RG	73 Jon Borchart
RT	70 Joe Devlin
TE	87 Tony Hunter (8)
	84 Buster Barnett (7)
WR	85 Byron Franklin
FB	34 Booker Moore
RB	28 Greg Bell
QB	12 Joe Ferguson

DEFENSE	
LE	77 Ben Williams
NT	76 Fred Smerlas
RE	91 Ken Johnson
OLB	57 Lucius Sanford (7)
	52 Chris Keating (6)
ILB	55 Jim Haslett
ILB	54 Eugene Marve
OLB	56 Darryl Talley
LCB	30 Brian Carpenter
RCB	26 Charles Romes
FS	21 Don Wilson
SS	22 Steve Freeman

<b>PASSING</b>	Att	Cmp	Yds	Cmp%	Yds/Att	TD	TD%	Int	Int%	Long	Sack/Lost	Rating
Ferguson	344	191	1991	55.5	5.79	12	3.9	17	4.9	68†	35/357	63.5
Dufek	150	74	829	49.3	5.53	4	2.7	8	5.3	64†	10/86	52.9
Koffler	93	33	432	35.5	4.65	2	2.2	5	5.4	70†	15/111	35.8
Mosley	1	0	0	0.0	0.00	0	0.0	0	0.0	0	0/0	39.6
BILLS	588	298	3252	50.7	5.53	18	3.1	30	5.1	70†	60/554	56.3
OPPONENTS	495	300	3667	60.6	7.41	32	6.5	16	3.2	65†	26/191	91.5



# 1985 SEASON STATISTICS

2-14 | 5TH IN AFC EAST | HEAD COACH KAY STEPHENSON & HANK BULLOUGH



Date	W/L Score	Opponent	Attendance
9/8	L 9-14	San Diego	67,597
9/15	L 3-42	at NY Jets	63,449
9/22	L 14-17	New England	40,334
9/29	L 20-27	Minnesota	45,667
10/6*	L 17-49	at Indianapolis	60,003
10/13	L 3-14	at New England	40,462
10/20	W 21-9	Indianapolis	28,430
10/27	L 17-21	at Philadelphia	60,987
11/3	L 17-23	Cincinnati	25,640
11/10	W 20-0	Houston	21,831
11/17	L 7-17	at Cleveland	50,764
11/24	L 14-23	Miami	50,474
12/1	L 7-40	at San Diego	45,487
12/8	L 7-27	NY Jets	23,122
12/15	L 24-30	at Pittsburgh	35,953
12/22	L 0-28	at Miami	64,811

\* Hank Bullough's first game

	BUF	OPP
<b>TOTAL FIRST DOWNS</b>	256	320
Rushing	86	142
Passing	151	159
Penalty	19	19
3rd Down: Made/Att	68/208	100/226
3rd Down Pct.	32.7	44.2
4th Down: Made/Att	7/17	8/14
4th Down: Pct.	41.1	57.1

<b>POSSESSION AVG.</b>	28:21	31:39
------------------------	-------	-------

	BUF	OPP
<b>TOTAL NET YARDS</b>	4595	5540
Avg. per Game	287.2	346.3
Total Plays	971	1071
Avg. per Play	4.7	5.2

	BUF	OPP
<b>NET YARDS RUSHING</b>	1611	2462
Avg. per Game	100.7	153.9
Total Rushes	412	569

	BUF	OPP
<b>NET YARDS PASSING</b>	2984	3078
Avg. per Game	186.5	192.4
Sacked/Yards Lost	42/347	25/223
Gross Yards	3331	3301
Att./Completions	517/263	477/265
Completion Pct.	50.9	55.6
Had Intercepted	31	20

<b>PUNTS/AVERAGE</b>	92/41.5	81/40.5
----------------------	---------	---------

<b>NET PUNTING AVG.</b>	35.9	34
-------------------------	------	----

<b>PENALTIES/YARDS</b>	132/965	107/870
------------------------	---------	---------

<b>FUMBLES/BALL LOST</b>	36/21	36/15
--------------------------	-------	-------

	BUF	OPP
<b>TOUCHDOWNS</b>	23	50
Rushing	13	20
Passing	9	24
Returns	1	6

SCORE BY PERIOD	Q1	Q2	Q3	Q4	OT	PTS
BILLS	58	63	41	38	0	200
OPPONENTS	51	144	78	108	0	381

SCORING	TD	R	Pa	Rt	K-PAT	FG	S	Pts
Norwood	0	0	0	23	23	13	17	0 62
Bell	9	8	1	0	0/0	0/0	0	0 54
Reed	5	1	4	0	0/0	0/0	0	0 30
Butler	2	0	2	0	0/0	0/0	0	0 12
Cribbs	1	1	0	0	0/0	0/0	0	0 6
Ferragamo	1	1	0	0	0/0	0/0	0	0 6
Mathison	1	1	0	0	0/0	0/0	0	0 6
Metzelaars	1	0	1	0	0/0	0/0	0	0 6
Moore	1	1	0	0	0/0	0/0	0	0 6
Ramson	1	0	1	0	0/0	0/0	0	0 6
D. Wilson	1	0	0	1	0/0	0/0	0	0 6
BILLS	23	13	9	1	23	23	13	17 200
OPP	50	20	24	6	45	50	12	15 381

**SACKS:** B. Smith 6.5, McNanie 3.0, D. Smith 3.0, Perryman 2.0, Talley 2.0, Sanford 2.0, Johnson 1.5, Williams 1.5, Frazier 1.0, Haslett 1.0, Smerlas 0.5, Others 1.0

**BILLS: 25.0**

RUSHING	No.	Yds	Avg	Long	TD
Bell	223	883	4.0	77†	8
Cribbs	122	399	3.3	16	1
Mathison	27	231	8.6	22	1
Steels	4	26	6.5	22	0
Pruitt	7	24	3.4	7	0
Moore	15	23	1.5	4	1
Ferragamo	8	15	1.9	5	1
Hutchison	2	11	5.5	7	0
B. Smith	1	0	0.0	0	0
Reed	3	-1	-0.3	14†	1
BILLS	412	1611	3.9	77†	13
OPP	569	2462	4.3	69	20

RECEIVING	No.	Yds	Avg	Long	TD
Bell	58	576	9.9	49	1
Reed	48	770	18.8	60†	2
Butler	41	770	18.8	60†	2
Ramson	37	369	10.0	43	1
Burkett	21	371	17.7	38	0
Cribbs	18	142	7.9	23	0
Richardson	12	201	16.8	27	0
Metzelaars	12	80	6.7	13	1
Moore	7	44	6.3	9	0
Brookins	3	71	23.7	46	0
Norris	2	30	15.0	18	0
Steels	2	9	4.5	6	0
Teal	1	24	24.0	24	0
V. Williams	1	7	7.0	7	0
BILLS	263	3331	12.7	60†	9
OPP	265	3301	12.5	96†	24

INTERCEPTIONS	No.	Yds	Avg	Long	TD
Romes	7	56	8.0	21	0
Bellinger	2	64	32.0	41	0
D. Wilson	2	23	11.5	23	0
Hill	2	17	8.5	17	0
Bayless	2	10	5.0	10	0
Burroughs	2	7	3.5	7	0
Haslett	1	40	40.0	40	0
Frazier	1	8	8.0	8	0
Johnson	1	0	0.0	0	0
BILLS	20	225	11.3	41	0
OPP	31	418	13.5	75†	4

PUNTING	No.	Yds	Avg	Net	TB	In	Lg	B
Kidd	92	3818	41.5	35.9	4	33	67	0
BILLS	92	3818	41.5	35.9	4	33	67	0
OPP	81	3284	40.5	34.0	12	21	64	1

PUNT RETURNS	Ret	FC	Yds	Avg	Long	TD
D. Wilson	16	5	161	10.1	30	0
Hill	16	1	120	7.5	24	0
Reed	5	0	12	2.4	5	0
E. Wilson	1	0	0	0.0	0	0
BILLS	38	6	293	7.7	30	0
OPP	49	15	438	8.9	85†	1

KICKOFF RETURNS	No.	Yds	Avg	Long	TD
D. Wilson	22	465	21.1	37	0
Steels	20	338	16.9	35	0
Hutchison	12	239	19.9	36	0
Brookins	6	152	25.3	39	0
Richardson	3	69	23.0	31	0
Moore	3	31	10.3	15	0
Teal	1	20	20.0	20	0
V. Williams	1	20	20.0	20	0
BILLS	68	1334	19.6	39	0
OPP	41	798	19.5	53	0

FIELD GOALS	1-19	20-29	30-39	40-49	50+
Norwood	0-0	7-8	2-4	4-5	0-0
BILLS	0-0	7-8	2-4	4-5	0-0
OPP	0-0	5-6	4-4	3-5	0-0

Norwood: (27G,34G,29G)(32G)( ) (49G,28G) (45G)(47G)( ) (26G)(43G,27N)(24G,23G)( ) (47N) (31N)(39N)(24G)

OPPONENTS: ( ) (47N)(32G)( ) ( ) (20N)(41G, 27G,38G)( ) (31G)( ) (40G)(22G,24G,28G)( ) (41N,26G,31G,45G)

## USUAL STARTERS

### OFFENSE

WR	80	Jerry Butler
LT	72	Ken Jones
LG	51	Jim Ritcher
C	53	Will Grant
RG	65	Tim Vogler
RT	70	Joe Devlin
TE	87	Eaton Ramson (10)
	88	Pete Metzelaars (6)
WR	83	Andre Reed
FB	34	Booker Moore
RB	28	Greg Bell
QB	5	Vince Ferragamo (9)
	7	Bruce Mathison (7)

### DEFENSE

LE	77	Ben Williams
NT	76	Fred Smerlas
RE	78	Bruce Smith
OLB	57	Lucius Sanford
ILB	55	Jim Haslett
ILB	54	Eugene Marve
OLB	52	Guy Frazier
LCB	29	Derrick Burroughs
RCB	26	Charles Romes
FS	43	Martin Bayless
SS	22	Steve Freeman

PASSING	Att	Cmp	Yds	Cmp%	Yds/Att	TD	TD%	Int	Int%	Long	Sack/Lost	Rating
Ferragamo	287	149	1677	51.9	5.84	5	1.7	17	5.9	48	19/135	50.8
Mathison	228	113	1635	49.6	7.17	4	1.8	14	6.2	60†	22/203	53.5
Reich	1	1	19	100.0	19.00	0	0.0	0	0.0	19	0/0	118.8
Bell	1	0	0	0.0	0.00	0	0.0	0	0.0	0	0/0	39.6
Kidd	0	0	0	—	0.00	0	0.0	0	0.0	0	1/9	0.0
BILLS	517	263	3331	50.9	6.44	9	1.7	31	6.0	60†	42/347	52.1
OPPONENTS	477	265	3301	55.6	6.92	24	5.0	20	4.2	96†	25/223	76.5

# 1986 SEASON STATISTICS

4-12 | 4TH IN AFC EAST | HEAD COACH HANK BULLOUGH & MARV LEVY



Date	W/L Score	Opponent	Attendance
9/7	L 24-28	NY Jets	79,951
9/14	L 33-36(OT)	at Cincinnati	52,714
9/21	W 17-10	St. Louis	65,762
9/28	L 17-20	Kansas City	67,555
10/5	L 13-14	at NY Jets	69,504
10/12	L 14-27	at Miami	49,467
10/19	W 24-13	Indianapolis	50,050
10/26	L 3-23	New England	77,808
11/2	L 28-34	at Tampa Bay	32,806
11/9*	W 16-12	Pittsburgh	72,000
11/16	L 24-34	Miami	76,474
11/23	L 19-22	at New England	60,455
11/30	W 17-14	at Kansas City	31,492
12/7	L 17-21	Cleveland	42,213
12/14	L 14-24	at Indianapolis	52,783
12/21	L 7-16	at Houston	31,409

\* Marv Levy's first game

	BUF	OPP
<b>TOTAL FIRST DOWNS</b>	291	334
Rushing	101	100
Passing	152	204
Penalty	38	30
3rd Down: Made/Att	60/185	79/218
3rd Down Pct.	32.4	36.2
4th Down: Made/Att	8/14	12/18
4th Down: Pct.	57.1	66.7

	28:02	31:58
<b>POSSESSION AVG.</b>		

	5017	5523
<b>TOTAL NET YARDS</b>		
Avg. per Game	313.6	345.2
Total Plays	963	1071
Avg. per Play	5.2	5.2

	1654	1721
<b>NET YARDS RUSHING</b>		
Avg. per Game	103.4	107.6
Total Rushes	419	465

	3363	3802
<b>NET YARDS PASSING</b>		
Avg. per Game	210.2	237.6
Sacked/Yards Lost	45/334	36/267
Gross Yards	3697	4069
Att./Completions	499/294	570/343
Completion Pct.	58.9	60.2
Had Intercepted	19	10

	75/40.4	83/38.1
<b>PUNTS/AVERAGE</b>		

	34.5	33.4
<b>NET PUNTING AVG.</b>		

	121/878	128/1098
<b>PENALTIES/YARDS</b>		

	40/20	19/8
<b>FUMBLES/BALL LOST</b>		

	34	40
<b>TOUCHDOWNS</b>		
Rushing	9	18
Passing	22	21
Returns	3	1

SCORE BY PERIOD	Q1	Q2	Q3	Q4	OT	PTS
BILLS	51	87	71	78	0	287
OPPONENTS	70	91	69	115	0	348

SCORING	TD	R	Pa	Rt	K-PAT	FG	S	Pts
Norwood	0	0	9	0	32/34	17/27	0	83
Reed	7	0	7	0	0/0	0/0	0	42
Bell	6	4	2	0	0/0	0/0	0	36
Riddick	5	4	1	0	0/0	0/0	0	30
Burkett	4	0	4	0	0/0	0/0	0	24
Metzelaars	4	0	3	1	0/0	0/0	0	24
Butler	2	0	2	0	0/0	0/0	0	12
Bellinger	1	0	0	1	0/0	0/0	0	6
Byrum	1	0	1	0	0/0	0/0	0	6
Harmon	1	0	1	0	0/0	0/0	0	6
Moore	1	1	0	0	0/0	0/0	0	6
Pitts	1	0	0	1	0/0	0/0	0	6
BILLS	33	9	22	2	23/34	17/27	0	287
OPP	40	18	21	1	38/40	22/33	2	384

**SACKS:** B. Smith 15.0, McNanie 6.5, Talley 3.0, Marve 2.5, Smerlas 2.0, Bayless 1.0, Cumby 1.0, Drane 1.0, Frazier 1.0, Hamby 1.0, Prater 1.0, Sanford 1.0

BILLS: 36.0

OPPONENTS: 45.0

RUSHING	No.	Yds	Avg	Long	TD
Riddick	150	632	4.2	41	4
Bell	90	377	4.2	42	4
Kelly	41	199	4.9	20	0
Harmon	54	172	3.2	38	0
Byrum	38	156	4.1	18	0
Moore	33	104	3.2	14	1
Wilkins	3	18	6.0	11	0
King	4	10	2.5	7	0
Kidd	1	0	0.0	0	0
Broughton	1	-6	-6.0	-6	0
Reed	3	-8	-2.7	4	0
BILLS	419	1654	3.9	42	9
OPP	465	1721	3.7	45	18

RECEIVING	No.	Yds	Avg	Long	TD
Reed	53	739	13.9	55	7
Metzelaars	49	485	9.9	44	3
Riddick	49	468	9.6	31	1
Burkett	34	778	22.9	84	4
Moore	23	184	8.0	27	0
Harmon	22	185	8.4	27	1
Butler	15	302	20.1	53	2
Byrum	13	104	8.0	17	1
Bell	12	142	11.8	40	2
Wilkins	8	74	9.3	26	0
Teal	6	60	10.0	20	1
Rolle	4	56	14.0	20	0
Broughton	3	71	23.7	57	0
Richardson	3	49	16.3	32	0
BILLS	294	3697	12.6	84	22
OPP	343	4069	11.9	71	21

INTERCEPTIONS	No.	Yds	Avg	Long	TD
Romes	4	23	5.8	23	0
Burroughs	2	49	24.5	41	0
Bellinger	1	14	14.0	14	0
Smerlas	1	3	3.0	3	0
Bayless	1	0	0.0	0	0
Freeman	1	0	0.0	0	0
BILLS	10	89	8.9	41	0
OPP	19	284	14.9	69	0

PUNTING	No.	Yds	Avg	Net	TB	In	Lg	B
Kidd	75	3031	40.4	34.5	9	14	57	0
BILLS	75	3031	40.4	34.5	9	14	57	0
OPP	83	3162	38.1	33.4	7	31	64	1

PUNT RETURNS	Ret	FC	Yds	Avg	Long	TD
Pitts	18	11	194	10.8	49	1
Broughton	12	2	53	4.4	13	0
Hill	1	0	0	0.0	0	0
Richardson	1	0	0	0.0	0	0
BILLS	32	13	247	7.7	49	1
OPP	32	12	260	8.1	17	0

KICKOFF RETURNS	No.	Yds	Avg	Long	TD
Harmon	18	321	17.8	32	0
Tasker	9	148	16.4	24	0
Broughton	11	243	22.1	39	0
Riddick	8	200	25.0	49	0
Richardson	6	123	20.5	28	0
Bellinger	2	32	16.0	16	0
Pitts	1	7	7.0	7	0
BILLS	55	1074	19.5	49	0
OPP	56	1157	20.7	44	0

FIELD GOALS	1-19	20-29	30-39	40-49	50+
Norwood	1-1	6-6	7-7	3-8	0-5
BILLS	1-1	6-6	7-7	3-8	0-5
OPP	0-0	9-9	4-8	5-12	4-4

Norwood: (19G)(20G,44G)(35G)(52N,32G)(23G,32G)(60N)(37G,50B,46N)(53N,26G)(1)(29G)(39G)(48G,34G,33G,28G)(47G,47N)(22G,44N)(46N)(53N,42B)  
 OPPONENTS: (1)(51G,20G)(49N,30N,27G)(24G,46G)(1)(22G,36G,49N)(37N,46G,44G)(31G,47N,27G,26G)(49G,26G,49N)(1)(46B,52G,36G)(37G,47G)(41N,44N)(1)(32N,30N,52G)(26G,51G,22G)

## USUAL STARTERS

### OFFENSE

WR	85	Chris Burkett
LT	72	Ken Jones
LG	51	Jim Ritcher
C	67	Kent Hull
RG	73	Will Wolford
RT	70	Joe Devlin
TE	88	Pete Metzelaars
WR	83	Andre Reed
FB	42	Ricky Moore
RB	40	Robb Riddick (8)
	28	Greg Bell (6)
QB	12	Jim Kelly

### DEFENSE

LE	95	Sean McNanie
NT	76	Fred Smerlas
RE	78	Bruce Smith
OLB	57	Lucius Sanford (8)
	52	Guy Frazier (7)
ILB	58	George Cumby (9)
	50	Ray Bentley (7)
ILB	54	Eugene Marve
OLB	56	Darryl Talley
LCB	36	Rodney Bellinger
RCB	26	Charles Romes
FS	22	Steve Freeman
SS	43	Martin Bayless

PASSING	Att	Cmp	Yds	Cmp%	Yds/Att	TD	TD%	Int	Int%	Long	Sack/Lost	Rating
Kelly	480	285	3593	59.4	7.49	22	4.6	17	3.5	84	43/330	83.3
Reich	19	9	104	47.4	5.47	0	0.0	2	10.5	37	2/4	24.8
BILLS	499	294	3697	58.9	7.41	22	4.4	19	3.8	84	45/334	80.9
OPPONENTS	570	343	4069	60.2	7.14	21	3.7	10	1.8	71	36/267	86.9

# 1987 SEASON STATISTICS

7-8 | 4TH IN AFC EAST | HEAD COACH MARV LEVY



Date	W/L Score	Opponent	Attendance
9/13	L 28-31	NY Jets	76,718
9/20	W 34-30	Houston	56,534
9/27	C	at Dallas	
10/4	L 6-47	Indianapolis*	9,860
10/11	L 7-14	at New England*	11,878
10/18	W 6-3 (OT)	NY Giants*	15,737
10/25	W 34-31 (OT)	at Miami	61,295
11/1	L 7-27	Washington	71,640
11/8	W 21-14	Denver	63,698
11/15	L 21-27	at Cleveland	78,409
11/22	W 17-14	at NY Jets	58,407
11/29	W 27-0	Miami	68,055
12/6	L 21-34	at LA Raiders	43,143
12/13	W 27-3	at Indianapolis	60,253
12/20	L 7-13	New England	74,945
12/27	L 7-17	at Philadelphia	57,547

C (Canceled due to players' strike.)  
\* Replacement players

	BUF	OPP
<b>TOTAL FIRST DOWNS</b>	294	297
Rushing	111	114
Passing	151	162
Penalty	32	21
3rd Down: Made/Att	77/208	82/220
3rd Down Pct.	37.0	37.3
4th Down: Made/Att	8/19	10/18
4th Down: Pct.	42.1	55.6

**POSSESSION AVG.** 28:41 31:19

	4741	4906
<b>TOTAL NET YARDS</b>		
Avg. per Game	316.1	327.1
Total Plays	1018	1022
Avg. per Play	4.7	4.8

	1840	2052
<b>NET YARDS RUSHING</b>		
Avg. per Game	122.7	136.8
Total Rushes	465	541

	2901	2854
<b>NET YARDS PASSING</b>		
Avg. per Game	193.4	190.3
Sacked/Yards Lost	37/345	34/267
Gross Yards	3246	3121
Att./Completions	516/292	447/249
Completion Pct.	56.6	55.7
Had Intercepted	19	17

**PUNTS/AVERAGE** 83/38.2 88/36.7

**NET PUNTING AVG.** 33.9 31.8

**PENALTIES/YARDS** 94/762 103/840

**FUMBLES/BALL LOST** 41/24 37/14

	33	37
<b>TOUCHDOWNS</b>		
Rushing	9	11
Passing	21	25
Returns	3	1

	Q1	Q2	Q3	Q4	OT	PTS
<b>BILLS</b>	17	86	51	110	6	270
<b>OPPONENTS</b>	54	113	77	61	0	305

	TD	Ru	Pa	Rt	K-PAT	FG	S	Pts
<b>Norwood</b>	0	0	0	0	31/31	10/15	0	61
<b>Riddick</b>	8	5	3	0	0/0	0/0	1	50
<b>Reed</b>	5	0	5	0	0/0	0/0	0	30
<b>Burkett</b>	4	0	4	0	0/0	0/0	0	24
<b>Harmon</b>	4	2	2	0	0/0	0/0	0	24

T. Johnson	2	0	2	0	0/0	0/0	0	12
Mueller	2	2	0	0	0/0	0/0	0	12
Rolle	2	0	2	0	0/0	0/0	0	12
Schlopy	0	0	0	1/2	2/5	0	7	6
Broughton	1	1	0	0	0/0	0/0	0	6
M. Brown	1	1	0	0	0/0	0/0	0	6
Kelso	1	0	1	0	0/0	0/0	0	6
McFadden	1	0	1	0	0/0	0/0	0	6
McNanie	1	0	1	0	0/0	0/0	0	6
Smith	1	0	0	1	0/0	0/0	0	6
Tasker	0	0	0	0	0/0	0/0	1	2
BILLS	33	9	21	3	32/33	12/20	2	270
OPP	37	11	25	1	36/37	15/20	1	305

**SACKS:** Smith 12.0, Bennett 8.5, Seals 3.5, McNanie 2.5, Armstrong 2.0, Bentley 1.0, Drane 1.0, Martin 1.0, Smerlas 1.0, Talley 1.0, Conlan 0.5  
**BILLS:** 34.0, **OPPONENTS:** 37.0

	No.	Yds	Avg	Long	TD
<b>RUSHING</b>					
Harmon	116	485	4.2	21	2
Mueller	82	354	4.3	20	2
Byrum	66	280	4.2	30	0
Riddick	59	221	3.7	25	5
R. Porter	47	177	3.8	13	0
Kelly	29	133	4.6	24	0
Bell	14	60	4.3	11	0
Shepherd	12	42	3.5	19	0
King	9	28	3.1	8	0
Williams	9	25	2.8	9	0
Partridge	1	13	13.0	13	0
Totten	12	11	0.9	7	0
Manucci	4	6	1.5	9	0
McClure	2	4	2.0	3	0
Reed	1	1	1.0	1	0
K. Porter	2	0	0.0	1	0
BILLS	465	1840	4.0	30	9
OPP	541	2052	3.8	42	11

	No.	Yds	Avg	Long	TD
<b>RECEIVING</b>					
Reed	57	752	13.2	40	5
Burkett	56	765	13.7	47	4
Harmon	56	477	8.5	42	2
Metzelars	28	290	10.4	34	0
T. Johnson	15	186	12.4	26	2
Riddick	15	96	6.4	17	3
M. Brown	9	120	13.3	30	1
Gaines	9	115	12.8	37	0
McKeller	9	80	8.9	22	0
R. Porter	9	70	7.8	26	0
Broughton	5	90	18.0	39	1
McFadden	4	41	10.3	13	1
Bell	4	37	9.3	12	0
Byrum	3	23	7.7	20	0
Mueller	3	13	4.3	11	0
Bynum	2	24	12.0	17	0
Rolle	2	6	3.0	3	2
Kelly	1	35	35.0	35	0
Chetti	1	9	9.0	9	0
Belk	1	7	7.0	7	0
Williams	1	5	5.0	5	0
King	1	3	3.0	3	0
Shepherd	1	2	2.0	2	0
BILLS	292	3246	11.1	47	21
OPP	249	3121	12.5	55	25

	No.	Yds	Avg	Long	TD
<b>INTERCEPTIONS</b>					
Kelso	6	25	4.2	12	0
Pitts	3	19	6.3	12	0
Burroughs	2	11	5.5	14	0

Radecic	2	4	2.0	4	0
Clark	1	23	23.0	23	0
Schankweiler	1	7	7.0	7	0
Cokeley	1	4	4.0	4	0
Davis	1	0	0.0	0	0
BILLS	17	93	5.5	23	0
OPP	19	177	9.3	28	0

	No.	Yds	Avg	Net	TB	In	Lg	B
<b>PUNTING</b>								
Kidd	64	2495	39.0	34.5	7	20	67	0
Partridge	18	678	37.7	31.9	2	3	52	1
BILLS	83	3173	38.2	33.9	9	23	67	1
OPP	88	3229	36.7	31.8	10	13	77	4

	Ret	FC	Yds	Avg	Long	TD
<b>PUNT RETURNS</b>						
Pitts	23	12	149	6.5	19	0
McFadden	8	3	83	10.4	23	0
BILLS	31	15	232	7.5	23	0
OPP	35	13	179	5.1	17	0

	No.	Yds	Avg	Long	TD
<b>KICKOFF RETURNS</b>					
Tasker	11	197	17.9	39	0
R. Porter	8	219	27.4	40	0
McFadden	7	121	17.3	26	0
Riddick	7	151	21.6	31	0
Mueller	5	74	14.8	20	0
Armstrong	2	25	12.5	18	0
M. Brown	2	35	17.5	18	0
Harmon	1	30	30.0	30	0
Radecic	1	14	14.0	14	0
Rolle	1	6	6.0	6	0
BILLS	45	872	19.4	40	0
OPP	43	679	15.8	34	0

	1-19	20-29	30-39	40-49	50+
<b>FIELD GOALS</b>					
Norwood	0-0	3-4	4-6	3-5	0-0
Schlopy	0-0	1-1	1-3	0-1	0-0
BILLS	0-0	4-5	5-9	3-6	0-0
OPP	0-0	5-5	7-8	2-5	1-2

Norwood: ( ) (45G, 38G) ( ) ( ) (22B, 41G, 43N, 27G) ( ) (30G) (38N, 36N) (42N) (39G, 47N, 28G) ( ) (39G, 25G) ( ) ( )  
Schlopy: (30N, 44N, 31G, 28N, 27G)  
OPPONENTS: (29G) (52G, 27G, 30G) (36G) ( ) (37N, 22G, 40N) (46G) (30G, 33G) ( ) (22G, 52N, 40G) (44N) ( ) (22G, 33G, 44N) (30G) ( ) (39G)

## USUAL STARTERS

### OFFENSE

WR	85	Chris Burkett
LT	73	Will Wolford
LG	51	Jim Ritcher
C	67	Kent Hull
RG	65	Tim Vogler
RT	70	Joe Devlin
TE	88	Pete Metzelars
WR	83	Andre Reed
FB	35	Carl Byrum (6)
	39	Jamie Mueller (6)
RB	33	Ronnie Harmon
QB	12	Jim Kelly

### DEFENSE

LE	95	Sean McNanie
NT	76	Fred Smerlas
RE	78	Bruce Smith
LOLB	55	Cornelius Bennett
LILB	58	Shane Conlan
RILB	97	Scott Radecic
ROLB	56	Darryl Talley
RCB	29	Derrick Burroughs
RCB	37	Nate Odomes
FS	38	Mark Kelso
SS	45	Dwight Drane

	Att	Cmp	Yds	Cmp%	Yds/Att	TD	TD%	Int	Int%	Long
<b>PASSING</b>										
Kelly	419	250	2768	59.7	6.61	19	4.5	11	2.6	47
McClure	38	20	181	52.6	4.76	0	0.0	3	1.7	30
Totten	33	13	155	39.4	4.70	2	6.1	2	6.1	37
Manucci	21	7	68	33.3	3.24	0	0.0	2	9.5	15
Miller	3	1	9	33.3	3.00	0	0.0	1	33.3	9
Kidd	1	0	0	0.0	0.00	0	0.0	0	0.0	0
Riddick	1	1	35	100.0	35.00	0	0.0	0	0.0	35
BILLS	519	292	3246	56.6	6.29	21	4.1	19	3.7	47

# 1988 SEASON STATISTICS

12-4 | 1ST IN AFC EAST | HEAD COACH MARV LEVY



Date	W/L Score	Opponent	Attendance
9/4	W 13-10	Minnesota	76,783
9/11	W 9-6	Miami	79,520
9/18	W 16-14	at New England	55,945
9/25	W 36-28	Pittsburgh	78,735
10/2	L 3-24	at Chicago	62,793
10/9	W 34-23	Indianapolis	76,018
10/17	W 37-14	at NY Jets	70,218
10/23	W 23-20	New England	76,824
10/30	W 28-0	Green Bay	79,176
11/6	W 13-3	at Seattle	61,074
11/14	W 31-6	at Miami	67,091
11/20	W 9-6 (OT)	NY Jets	78,389
11/27	L 21-35	at Cincinnati	58,672
12/4	L 5-10	at Tampa Bay	49,498
12/11	W 37-21	LA Raiders	77,348
12/18	L 14-17	at Indianapolis	59,908

AFC DIVISIONAL PLAYOFF			
1/1	W 17-10	Houston	79,532
AFC CHAMPIONSHIP GAME			
1/8	L 10-21	at Cincinnati	59,747

	BUF	OPP
<b>TOTAL FIRST DOWNS</b>	313	299
Rushing	137	114
Passing	161	146
Penalty	15	39
3rd Down: Made/Att	88/207	69/192
3rd Down Pct.	42.5	35.9
4th Down: Made/Att	9/13	6/17
4th Down: Pct.	69.2	35.3

**POSSESSION AVG.** 29:54 30:06

	5315	4578
<b>TOTAL NET YARDS</b>		
Avg. per Game	332.2	286.1
Total Plays	1012	971
Avg. per Play	5.3	4.7

	2133	1854
<b>NET YARDS RUSHING</b>		
Avg. per Game	133.3	115.9
Total Rushes	528	477

	3182	2724
<b>NET YARDS PASSING</b>		
Avg. per Game	198.9	170.3
Sacked/Yards Lost	30/229	46/322
Gross Yards	3411	3046
Att./Completions	454/271	448/250
Completion Pct.	59.7	55.8
Had Intercepted	17	15

**PUNTS/AVERAGE** 62/39.5 75/39.7

**NET PUNTING AVG.** 35.3 34.5

**PENALTIES/YARDS** 109/824 90/713

**FUMBLES/BALL LOST** 26/16 28/17

	33	29
<b>TOUCHDOWNS</b>		
Rushing	15	14
Passing	15	14
Returns	3	1

SCORE BY PERIOD										
	Q1	Q2	Q3	Q4	OT	PTS				
BILLS	71	83	81	91	3	329				
OPPONENTS	44	104	27	62	0	237				

SCORING										
	Td	Ru	Pa	Rt	K-PAT	FG	S	Pts		
Norwood	0	0	0	0	33/33	32/37	0	129		
Riddick	12	12	1	1	0/0	0/0	0	84		
Reed	6	0	6	0	0/0	0/0	0	36		
Harmon	4	1	3	0	0/0	0/0	0	24		
Rolle	2	0	2	0	0/0	0/0	0	12		
Thomas	2	2	0	0	0/0	0/0	0	12		
Burkett	1	0	1	0	0/0	0/0	0	6		
F. Johnson	1	0	1	0	0/0	0/0	0	6		
Kelso	1	0	0	1	0/0	0/0	0	6		
Metzelaars	1	0	1	0	0/0	0/0	0	6		
Seals	1	0	0	1	0/0	0/0	0	6		
B. Smith	0	0	0	0	0/0	0/0	1	2		
BILLS	33	15	15	3	33/33	32/37	1	329		
OPP	29	14	14	1	27/29	12/24	0	237		

**SACKS:** B. Smith 11.0, Bennett 9.5, Still 6.0, Wright 5.0, Smerlas 4.0, Talley 2.5, Seals 2.0, Conlan 1.5, Radecic 1.5, Bentley 1.0, Garner 1.0, L. Smith 1.0.  
**BILLS:** 46.0, **OPPONENTS:** 30.0

RUSHING					
	No.	Yds	Avg	Long	TD
Thomas	207	881	4.3	37	2
Riddick	111	438	3.9	21	12
Mueller	81	296	3.7	20	0
Harmon	57	212	3.7	32	1
Kelly	35	154	4.4	20	0
Byrum	28	91	3.3	11	0
Reed	6	64	10.7	36	0
Reich	3	-3	-1.0	-1	0
BILLS	528	2133	4.0	37	15
OPP	477	1854	3.9	58	14

RECEIVING					
	No.	Yds	Avg	Long	TD
Reed	71	968	13.6	65	6
T. Johnson	37	514	13.9	49	0
Harmon	37	427	11.5	36	3
Metzelaars	33	438	13.3	35	1
Riddick	30	282	9.4	26	1
Burkett	23	354	15.4	34	1
Thomas	18	208	11.6	34	0
F. Johnson	9	170	18.9	66	1
Mueller	8	42	5.3	17	0
Rolle	2	3	1.5	2	2
Byrum	2	0	0.0	3	0
Kelly	1	5	5.0	5	0
BILLS	271	3411	12.6	66	15
OPP	250	3046	12.2	63	14

INTERCEPTIONS						
	No.	Yds	Avg	Long	TD	
Kelso	7	180	25.7	78	1	
Bennett	2	30	15.0	30	0	
L. Smith	1	14	14.0	14	0	
Cocroft	1	17	17.0	17	0	
Davis	1	3	3.0	3	0	
Bentley	1	0	0.0	0	0	
Conlan	1	0	0.0	0	0	
Odomes	1	0	0.0	0	0	
BILLS	15	244	16.3	78	1	
OPP	17	202	11.9	40	1	

PUNTING							
	No	Yds	Avg	Net	TB	In	Lg
Kidd	62	2451	39.5	35.3	2	13	60
BILLS	62	2451	39.5	35.3	2	13	60
OPP	75	2977	39.7	34.5	12	21	64

PUNT RETURNS						
	Ret	FC	Yds	Avg	Long	TD
F. Johnson	16	3	72	4.5	16	0
Tucker	10	5	80	8.0	24	0
BILLS	26	8	152	5.8	24	0
OPP	36	10	222	6.2	18	0

KICKOFF RETURNS						
	No.	Yds	Avg	Long	TD	
Tucker	15	310	20.7	30	0	
F. Johnson	14	250	17.9	24	0	
Harmon	11	249	22.6	37	0	
Riddick	6	100	16.7	23	0	
Byrum	2	9	4.5	9	0	
Pike	1	5	5.0	5	0	
Rolle	1	12	12.0	12	0	
BILLS	50	935	18.7	37	0	
OPP	69	1117	16.2	30	0	

FIELD GOALS						
	1-19	20-29	30-39	40-49	50+	
Norwood	1-1	10-10	15-16	6-9	0-1	
BILLS	1-1	10-10	15-16	6-9	0-1	
OPP	0-0	5-7	3-4	3-8	1-5	

Norwood: (27G, 42N, 26G)(41G, 35G, 28G)  
 (38G, 44G, 41G)(38G, 39G, 39G, 48G, 49G)(28G, 46N)  
 (52N, 45G, 19G)(30G, 34G, 28G)(30G, 35G, 33G)( )  
 (27G, 23G)(30G, 39N)(47N, 25G, 26G, 30G)(30G)  
 (30G, 30G, 22G)  
 OPPONENTS: (42N, 30G)(31G, 27G, 50N)( )  
 (49N)(22G)(31G, 49N, 40G, 22G)( ) (25N, 52N,  
 39N)( ) (41G)( ) (23G, 40G, 40N)(51N)(29G, 29N)(53N)  
 (52G, 48N)

## USUAL STARTERS

OFFENSE	
WR	86 Trumaine Johnson (9)
	85 Chris Burkett (7)
LT	73 Will Wolford
LG	51 Jim Ritcher
C	67 Kent Hull
RG	65 Tim Vogler
TE	70 Joe Devlin
RE	88 Pete Metzelaars
WR	83 Andre Reed
FB	39 Jamie Mueller
RB	34 Thurman Thomas
QB	12 Jim Kelly

## DEFENSE

LE	72 Art Still
NT	76 Fred Smerlas
RE	78 Bruce Smith
LOLB	55 Cornelius Bennett
LILB	58 Shane Conlan
RILB	50 Ray Bentley
ROLB	56 Darryl Talley
LCB	29 Derrick Burroughs
RCB	37 Nate Odomes
FS	38 Mark Kelso
SS	46 Leonard Smith

PASSING	Att	Cmp	Yds	Cmp%	Yds/Att	TD	TD%	Int	Int%	Long	Sack/Lost	Rating
Kelly	452	269	3380	59.5	7.48	15	3.3	17	3.8	66	30/229	78.2
Riddick	2	2	31	100.0	15.50	0	0.0	0	0.0	26	0/0	118.8
BILLS	454	271	3411	59.7	7.51	15	3.3	17	3.7	66	30/229	78.5
OPPONENTS	448	250	3046	55.8	6.80	14	3.1	15	3.3	63	46/322	73.4

# 1989 SEASON STATISTICS

9-7 | 1ST IN AFC EAST | HEAD COACH MARV LEVY



Date	W/L Score	Opponent	Attendance
9/10	W 27-24	at Miami	54,541
9/18	L 14-28	Denver	76,131
9/24	W 47-41 (OT)	at Houston	57,278
10/1	W 31-10	New England	78,921
10/8	L 14-37	at Indianapolis	58,890
10/16	W 23-20	LA Rams	76,811
10/22	W 34-3	NY Jets	80,208
10/29	W 31-17	Miami	45,267
11/5	L 28-30	at Atlanta	79,256
11/12	W 30-7	Indianapolis	49,663
11/19	L 24-33	at New England	80,074
11/26	W 24-7	Cincinnati	57,682
12/4	L 16-17	at Seattle	70,037
12/10	L 19-22	New Orleans	60,927
12/17	L 10-21	at San Francisco	21,148
12/23	W 37-0	at NY Jets	

AFC DIVISIONAL PLAYOFF		
1/6	L 30-34	at Cleveland

	BUF	OPP
<b>TOTAL FIRST DOWNS</b>	334	299
Rushing	136	117
Passing	177	156
Penalty	21	26
3rd Down: Made/Att	86/203	75/213
3rd Down Pct.	42.4	35.2
4th Down: Made/Att	4/8	7/15
4th Down Pct.	50.0	46.7

POSSESSION AVG.	30:12	29:48
-----------------	-------	-------

TOTAL NET YARDS	
Avg. Per Game	365.8 315.4
Total Plays	1045 1030
Avg. Per Play	5.6 4.9

NET YARDS RUSHING	
Avg. Per Game	141.5 115.0
Total Rushes	532 484

NET YARDS PASSING	
Avg. Per Game	224.3 200.4
Sacked/Yards Lost	35/242 38/289
Gross Yards	3831 3495
Att./Completions	478/281 508/255
Completion Pct.	58.8 50.2
Had Intercepted	20 23

PUNTS/AVERAGE	67/38.3	75/38.3
---------------	---------	---------

NET PUNTING AVG.	32.2	32.1
------------------	------	------

PENALTIES/YARDS	103/831	87/616
-----------------	---------	--------

FUMBLES/BALL LOST	30/21	31/13
-------------------	-------	-------

TOUCHDOWNS	
Rushing	15 15
Passing	32 14
Returns	2 5

SCORE BY PERIOD										
	Q1	Q2	Q3	Q4	OT	PTS				
BILLS	59	117	92	135	6	409				
OPP	62	44	88	123	0	317				

SCORING									
	Td	Ru	Pa	Rt	K-PAT	FG	S	Pts	
Norwood	0	0	0	0	46/48	23/30	0	11	5
Thomas	12	6	6	0	0/0	0/0	0	72	0
Reed	9	0	0	0	0/0	0/0	0	54	0
Kinnebrew	6	6	0	0	0/0	0/0	0	36	0
Harmon	4	0	4	0	0/0	0/0	0	24	0
K. Davis	3	1	2	0	0/0	0/0	0	18	0
Lafon	3	0	3	0	0/0	0/0	0	18	0
Beebe	2	0	2	0	0/0	0/0	0	12	0
Kelly	2	2	0	0	0/0	0/0	0	12	0
McKellar	2	0	2	0	0/0	0/0	0	12	0
Metzelaars	2	0	2	0	0/0	0/0	0	12	0
Jackson	1	0	0	1	0/0	0/0	0	6	6
Johnson	1	0	1	0	0/0	0/0	0	6	6
Kelso	1	0	1	0	0/0	0/0	0	6	6
Rolle	1	0	1	0	0/0	0/0	0	6	6
BILLS	49	15	32	2	46/48	23/30	0	409	0
OPP	34	15	14	5	33/34	26/37	1	317	0

**SACKS:** B. Smith 13.0, Talley 6.0, Bennett 5.5, Seals 4.0, Wright 3.0, Radevic 4.5, Burroughs 1.0, Cofield 1.0, Conlan 1.0, Odomes 1.0, Smerlas 1.0

**BILLS: 38.0**    **OPPONENTS: 35.0**

RUSHING					
	No.	Yds	Avg	Long	TD
Thomas	298	1244	4.2	38	6
Kinnebrew	131	533	4.1	25	6
K. Davis	29	149	5.1	21	1
Kelly	29	137	4.7	19	2
Harmon	17	99	5.8	24	0
Mueller	16	44	2.8	9	0
Reed	2	31	15.5	23	0
Gelbaugh	1	-3	-3.0	-3	0
BILLS	532	2264	4.3	38	15
OPP	484	1840	3.8	33	15

RECEIVING					
	No.	Yds	Avg	Long	TD
Reed	88	1312	14.9	78t	9
Thomas	60	669	11.2	74t	6
Harmon	29	363	12.5	42t	4
Johnson	25	303	12.1	36	1
McKellar	20	341	17.1	39t	2
Metzelaars	18	179	9.9	23	2
Beebe	17	317	18.6	63t	2
Lafon	8	166	20.8	47	3
K. Davis	6	92	15.3	29	2
Kinnebrew	5	60	12.0	18	0
Burkett	3	20	6.7	9	0
Mueller	1	8	8.0	8	0
Rolle	1	1	1.0	1t	1
BILLS	281	3831	13.6	78t	32
OPP	255	3495	13.7	78t	14

INTERCEPTIONS					
	No.	Yds	Avg	Long	TD
Kelso	6	101	16.8	43	0
Odomes	5	20	4.0	13	0
L. Smith	2	46	23.0	24	0
Jackson	2	43	21.5	40t	1
Bennett	2	5	2.5	6	0
Drane	1	25	25.0	25	0
Bailey	1	16	16.0	16	0
Still	1	10	10.0	10	0
Sutton	1	3	3.0	3	0
Conlan	1	0	0.0	0	0
Wright	1	0	0.0	0	0
BILLS	23	269	11.7	43	1
OPP	20	364	18.2	80t	2

PUNTING								
	No.	Yds	Avg	Net	TB	In	Lg	B
Kidd	65	3564	39.4	32.2	9	15	60	2
BILLS	67	3564	38.3	32.2	9	15	60	2
OPP	75	2870	38.3	32.1	8	18	59	0

PUNT RETURNS						
	Ret	FC	Yds	Avg	Long	TD
Sutton	26	9	231	8.9	26	0
Tucker	6	3	63	10.5	14	0
Johnson	1	0	7	7.0	7	0
BILLS	33	12	301	9.1	26	0
OPP	25	15	227	9.1	25	0

KICKOFF RETURNS					
	No.	Yds	Avg	Long	TD
Harmon	18	409	22.7	49	0
Beebe	16	353	22.1	85	0
Tucker	10	166	16.6	23	0
K. Davis	3	52	17.3	20	0
Rolle	2	20	10.0	14	0
Tasker	2	39	19.5	20	0
Jackson	1	0	0.0	0	0
Mueller	1	19	19.0	19	0
BILLS	53	1058	20.0	85	0
OPP	75	1187	15.8	40	0

FIELD GOALS					
	1-19	20-29	30-39	40-49	50+
Norwood	0-0	5-6	8-9	10-15	0-0
BILLS	0-0	5-6	8-9	10-15	0-0
OPP	0-0	10-11	9-11	4-8	3-7

Norwood: (34G, 37G)(43N)(43G, 26G)(36G)(40N)(38G, 47G, 40G)(37N, 38G, 27G)(45G, 43N)(1)42G, 40G, 42N, 32G(24N, 31G)(24G)(32G, 40G, 43G, 48N)(43G, 48G)(23G)(26G) OPPONENTS: (29G)(22G, 33G, 46G, 24G)(26G, 47N, 52G, 37N)(35G, 37N)(32G, 46G, 25G)(34G, 36G)(52N, 41G)(45G)(45N, 54G, 26G, 50G)(1)34G, 24G, 34G, 38G(1)29G, 50N, 53N(41N, 31G, 26G, 50N, 22G)(44N)(29N)

## USUAL STARTERS

OFFENSE	
WR	83 Andre Reed
TE	84 Keith McKellar
LT	73 Will Wolford
LG	51 Jim Ritcher
C	67 Kent Hull
RG	70 Joe Devlin
RT	75 Howard Ballard
TE	88 Pete Metzelaars
FB	28 Larry Kinnebrew
RB	34 Thurman Thomas
QB	12 Jim Kelly

DEFENSE	
LE	72 Art Still
NT	76 Fred Smerlas
RE	78 Bruce Smith
LOLB	55 Cornelius Bennett
LILB	58 Shane Conlan (9)
	97 Scott Radevic (7)
RILB	50 Ray Bentley
ROLB	56 Darryl Talley
LCB	47 Kirby Jackson
RCB	37 Nate Odomes
FS	38 Mark Kelso
SS	46 Leonard Smith

PASSING	Att	Cmp	Yds	Cmp%	Yds/Att	TD	TD%	Int	Int%	Long	Sack/Lost	Rating
Kelly	391	228	3130	58.3	8.01	25	6.4	18	4.6	78t	30/216	86.2
Reich	87	53	701	60.9	8.06	7	8.0	2	2.3	63t	4/24	103.7
Johnson	0	0	0	0.0	0.00	0	0.0	0	0.0	0	1/2	0.0
BILLS	478	281	3831	58.8	8.01	32	6.7	20	4.2	78t	35/242	89.3
OPPONENTS	508	255	3495	50.2	6.88	14	2.8	23	4.5	78t	38/289	62.9

# 1990 SEASON STATISTICS

13-3 | 1ST IN AFC EAST | AFC CHAMPIONS | HEAD COACH MARV LEVY



Date	W/L Score	Opponent	Attendance
9/9	W 26-10	Indianapolis	78,899
9/16	L 7-30	at Miami	68,142
9/24	W 30-7	at NY Jets	69,927
9/30	W 29-28	Denver	74,393
10/7	W 38-24	LA Raiders	80,076
10/21	W 30-27	NY Jets	79,002
10/28	W 27-10	at New England	51,959
11/4	W 42-0	at Cleveland	78,331
11/11	W 45-14	Phoenix	74,904
11/18	W 14-0	New England	74,720
11/26	L 24-27	at Houston	60,130
12/2	W 30-23	Philadelphia	79,320
12/9	W 31-7	at Indianapolis	53,268
12/15	W 17-13	at NY Giants	66,893
12/23	W 24-14	Miami	80,235
12/30	L 14-29	at Washington	52,397

## AFC DIVISIONAL PLAYOFF

1/12 W 44-34 Miami 77,087

## AFC CHAMPIONSHIP GAME

1/20 W 51-3 LA Raiders 80,324

## SUPER BOWL XXV, TAMPA STADIUM

1/27 L 19-20 NY Giants 73,813

	BUF	OPP
<b>TOTAL FIRST DOWNS</b>	302	288
Rushing	123	105
Passing	161	159
Penalty	18	24
3rd Down: Made/Att	82/186	89/208
3rd Down Pct.	44.1	42.8
4th Down: Made/Att	5/11	10/19
4th Down: Pct.	45.5	52.6

**POSSESSION AVG.** 28:39 31:21

	5276	4607
<b>TOTAL NET YARDS</b>	5276	4607
Avg. Per Game	329.8	287.9
Total Plays	931	981
Avg. Per Play	5.7	4.7

	2080	1808
<b>NET YARDS RUSHING</b>	2080	1808
Avg. Per Game	130	113
Total Rushes	479	483

	3196	2799
<b>NET YARDS PASSING</b>	3196	2799
Avg. Per Game	199.8	174.9
Sacked/Yards Lost	27/208	43/326
Gross Yards	3404	3125
Att./Completions	425/263	455/254
Completion Pct.	61.9	55.8
Had Intercepted	11	18

**PUNTS/AVERAGE** 58/39.3 66/38.2

**NET PUNTING AVG.** 33.6 34.0

**PENALTIES/YARDS** 92/683 107/839

**FUMBLES/BALL LOST** 17/10 33/17

	53	30
<b>TOUCHDOWNS</b>	53	30
Rushing	20	13
Passing	28	17
Returns	5	0

SCORE BY PERIOD	Q1	Q2	Q3	Q4	OT	PTS
BILLS	83	116	69	160	0	428
OPP	55	74	72	62	0	263

SCORING	Td	Ru	Pa	Rt	K-PAT	FG	S	Pts
Norwood	0	0	0	0	50/53	20/29	0	110
Thomas	13	11	2	0	0/0	0/0	0	78
Reed	8	0	8	0	0/0	0/0	0	48
K. Davis	5	4	1	0	0/0	0/0	0	30
McKellar	5	0	5	0	0/0	0/0	0	30
Lofton	4	0	4	0	0/0	0/0	0	24
Mueller	3	2	1	0	0/0	0/0	0	18
Rolle	3	0	3	0	0/0	0/0	0	18
D. Smith	2	2	0	0	0/0	0/0	0	12
Tasker	2	0	2	0	0/0	0/0	0	12
Beebe	1	0	1	0	0/0	0/0	0	6
Bennett	1	0	0	1	0/0	0/0	0	6
Kinnebrew	1	0	0	0	0/0	0/0	0	6
Metzelaars	1	0	1	0	0/0	0/0	0	6
Odomes	1	0	0	1	0/0	0/0	0	6
L. Smith	1	0	0	1	0/0	0/0	0	6
Talley	1	0	0	1	0/0	0/0	0	6
Williams	1	0	0	1	0/0	0/0	0	6
BILLS	53	20	28	5	50/53	20/29	428	
OPP	30	13	17	0	29/30	18/24	263	

**SACKS:** B. Smith 19.0, Wright 5.0, Bennett 4.0, Seals 4.0, Talley 4.0, Bailey 2.0, Ladish 2.0, Conlan 1.0, Hicks 1.0, Garner 0.5, Patton 0.5,  
**BILLS:** 43.0, **OPPONENTS:** 27.0

RUSHING	No.	Yds	Avg	Long	TD
Thomas	271	1297	4.8	80†	11
K. Davis	64	302	4.7	47	4
Mueller	59	207	3.5	20	2
D. Smith	20	82	4.1	13	2
Kelly	22	63	2.9	15	0
Gardner	15	41	2.7	14	0
Reich	15	24	1.6	9	0
Beebe	1	23	23.0	23	0
Reed	3	23	7.7	26	0
Kinnebrew	9	18	2.0	4	1
BILLS	479	2080	4.3	80†	20
OPP	483	1808	3.7	51	13

RECEIVING	No.	Yds	Avg	Long	TD
Reed	71	945	13.3	56†	8
Thomas	49	532	10.9	63	2
Lofton	35	712	20.3	71	4
McKellar	34	464	13.6	43	5
D. Smith	21	225	10.7	39	0
Mueller	16	106	6.6	30	1
Beebe	11	221	20.1	49	1
Metzelaars	10	60	6.0	12	1
K. Davis	9	78	8.7	16	1
Rolle	3	6	2.0	3†	3
Tasker	2	44	22.0	24†	2
Edwards	2	11	5.5	6	0
BILLS	263	3404	12.9	71	28
OPP	254	3125	12.3	95†	17

INTERCEPTIONS	No.	Yds	Avg	Long	TD
Jackson	3	16	5.3	14	0
Talley	2	60	30.0	60†	1
L. Smith	2	39	19.5	39†	1
Hagy	2	23	11.5	23	0
Kelso	2	0	0.0	0	0
Williams	2	0	0.0	0	0
Bentley	1	13	13.0	13	0
Hicks	1	0	0.0	0	0

Odomes	1	0	0.0	0	0
Pool	1	0	0.0	0	0
Seals	1	0	0.0	0	0
BILLS	18	151	8.4	60†	2
OPP	11	156	14.2	61	0

PUNTING	No	Yds	Avg	Net	TB	In	Log	B
Tuten	53	2107	39.8	34.2	4	12	55	0
Nies	5	174	34.8	27.4	0	0	39	0
BILLS	58	2281	39.3	33.6	4	12	55	0
OPP	66	2523	38.2	34.0	5	18	61	3

PUNT RETURNS	Ret	FC	Yds	Avg	Long	TD
Edwards	14	5	92	6.6	16	0
Hale	10	4	76	7.6	25	0
Odomes	1	0	9	9.0	9	0
BILLS	25	9	177	7.1	25	0
OPP	31	12	251	8.1	21	0

KICKOFF RETURNS	No.	Yds	Avg	Long	TD
D. Smith	32	643	20.1	38	0
Edwards	11	256	23.3	54	0
Beebe	6	119	19.8	27	0
Rolle	2	22	11.0	11	0
BILLS	51	1040	20.4	54	0
OPP	73	1129	15.5	35	0

FIELD GOALS	1-19	20-29	30-39	40-49	50+
Norwood	0-0	9-11	5-8	6-10	0-0
BILLS	0-0	9-11	5-8	6-10	0-0
OPP	2-2	9-12	5-6	2-3	0-1

Norwood : (29G,44N,31G,37G,43N,47G)( )  
 (24N,48G,42G,27G)(37N,37G,48N)(23G)  
 (29G,24N)(35G,35G)(42N)(25G)(30N)(43G)  
 (43G,21G,45G,36N)(25G)(29G)(21G) ( )  
 OPPONENTS: (24G,29N)(23G,29G,48G)( )  
 (49N,24N)(50N,19G)(28G,25G)(32G)  
 ( ) ( ) (35N)(25G,36G)(32G) ( ) (23G,22G)(28N)  
 (37G,24G,19G,43G,32G)

## USUAL STARTERS

OFFENSE		
WR	80	James Lofton
LT	69	Will Wolford
LG	51	Jim Ritcher
C	67	Kent Hull
RG	65	John Davis
RT	75	Howard Ballard
TE	84	Keith McKeller
WR	83	Andre Reed
FB	39	Jamie Mueller
RB	34	Thurman Thomas
QB	12	Jim Kelly

DEFENSE		
LE	96	Leon Seals
NT	91	Jeff Wright
RE	78	Bruce Smith
LOLB	55	Cornelius Bennett
LILB	58	Shane Conlan
RILB	50	Ray Bentley (9)
	54	Carlton Bailey (6)
ROLB	56	Darryl Talley
LCB	47	Kirby Jackson
RCB	37	Note Odomes
FS	22	John Hagy
SS	46	Leonard Smith

PASSING	Att	Cmp	Yds	Cmp%	Yds/Att	TD	TD%	Int	Int%	Long	Sack/Lost	Rating
Kelly	480	285	3593	59.4	7.49	22	4.6	17	3.5	84†	43/330	83.3
Reich	19	9	104	47.4	5.47	0	0.0	2	10.5	37	2/4	24.8
BILLS	499	294	3697	58.9	7.41	22	4.4	19	3.8	84†	45/334	80.9
OPPONENTS	570	343	4069	60.2	7.14	21	3.7	10	1.8	71†	36/267	86.9

# 1991 SEASON STATISTICS

13-3 | 1ST IN AFC EAST | AFC CHAMPIONS | HEAD COACH MARV LEVY



Date	W/L Score	Opponent	Attendance
9/1	W 35-31	Miami	80,252
9/8	W 52-34	Pittsburgh	79,545
9/15	W 23-20	at NY Jets	65,309
9/22	W 17-10	at Tampa Bay	57,323
9/29	W 35-20	Chicago	80,366
10/7	L 6-33	at Kansas City	76,120
10/13	W 42-6	Indianapolis	79,015
10/21	W 35-16	Cincinnati	80,131
11/3	W 22-17	New England	78,278
11/10	W 34-24	at Green Bay	52,175
11/18	W 41-27	at Miami	71,062
11/24	L 13-16	at New England	47,053
12/1	W 24-13	NY Jets	80,243
12/8	W 30-27 (OT)	at LA Raiders	85,081
12/15	W 35-7	at Indianapolis	48,286
12/22	L 14-17 (OT)	Detroit	78,059

**AFC DIVISIONAL PLAYOFF**  
 1/5 W 37-14 Kansas City 80,182  
**AFC CHAMPIONSHIP GAME**  
 1/12 W 10-7 Denver 80,272  
**SUPER BOWL XXVI, METRODOME**  
 1/26 L 24-37 Washington 63,130

	BUF	OPP
<b>TOTAL FIRST DOWNS</b>	359	335
Rushing	128	138
Passing	208	166
Penalty	23	31
3rd Down: Made/Att	90/191	74/218
3rd Down Pct.	47.1	33.9
4th Down: Made/Att	4/12	8/20
4th Down: Pct.	33.3	40.0

**POSSESSION AVG.** 26:04 33:56

**TOTAL NET YARDS** 6252 5458  
 Avg. Per Game 390.8 341.1  
 Total Plays 1056 1086  
 Avg. Per Play 5.9 5.0

**NET YARDS RUSHING** 2381 2044  
 Avg. Per Game 148.8 127.8  
 Total Rushes 505 519

**NET YARDS PASSING** 3871 3414  
 Avg. Per Game 241.9 213.4  
 Sacked/Yards Lost 35/269 31/246  
 Gross Yards 4140 3660  
 Att./Completions 516/332 536/299  
 Completion Pct. 64.3 55.8  
 Had Intercepted 19 23

**PUNTS/AVERAGE** 54/38.6 70/39.1

**NET PUNTING AVG.** 36.1 33.4

**PENALTIES/YARDS** 114/870 109/933

**FUMBLES/BALL LOST** 25/16 26/14

**TOUCHDOWNS** 58 34  
 Rushing 16 20  
 Passing 39 12  
 Returns 3 2

**SCORE BY PERIOD** Q1 Q2 Q3 Q4 OT PTS  
 BILLS 82 130 106 137 3 458  
 OPP 40 87 92 96 3 318

**SCORING** TD Ru Pa Rt K-PAT FG S Pts  
 Norwood 0 0 0 0 56/58 18/29 0 110  
 Thomas 12 7 5 0 0/0 0/0 0 72  
 Reed 10 0 10 0 0/0 0/0 0 60  
 Lofton 8 0 8 0 0/0 0/0 0 48  
 Beebe 6 0 6 0 0/0 0/0 0 36  
 K. Davis 5 4 1 0 0/0 0/0 0 30  
 Gardner 4 4 0 0 0/0 0/0 0 24  
 McKeller 3 0 3 0 0/0 0/0 0 18  
 Edwards 2 0 1 1 0/0 0/0 0 12  
 Metzelaars 2 2 0 0 0/0 0/0 0 12  
 Rolle 2 2 0 0 0/0 0/0 0 12  
 Bennett 1 0 0 1 0/0 0/0 0 6  
 Kelly 1 1 0 0 0/0 0/0 0 6  
 Odomes 1 0 0 1 0/0 0/0 0 6  
 Tasker 1 0 1 0 0/0 0/0 0 6  
 BILLS 58 16 39 3 56/58 18/29 458  
 OPP 34 20 12 2 33/34 27/35 318

**SACKS:** Bennett 9.0, Wright 6.0, Talley 4.0, Hansen 2.0, L. Smith 2.0, Lodish 1.5, B. Smith 1.5, Jackson 1.0, Odomes 1.0, Rogers 1.0, Seals 1.0, Bills 1.0, OPPONENTS: 35.0

**RUSHING** No. Yds Avg Long TD  
 Thomas 288 1407 4.9 33 7  
 K. Davis 129 624 4.8 78 4  
 Gardner 42 146 3.5 18 4  
 Reed 12 136 11.3 46 0  
 Kelly 20 45 2.3 12 1  
 Edwards 1 17 17.0 17 0  
 Reich 13 6 0.5 8 0  
 BILLS 505 2381 4.7 78 16  
 OPP 519 2044 3.9 56 20

**RECEIVING** No. Yds Avg Long TD  
 Reed 81 1113 13.7 55 10  
 Thomas 62 631 10.2 50 5  
 Lofton 57 1072 18.8 77 8  
 McKeller 44 434 9.9 29 3  
 Beebe 32 414 12.9 34 6  
 Edwards 22 228 10.4 33 1  
 K. Davis 20 118 5.9 14 1  
 Metzelaars 5 54 10.8 51 2  
 Gardner 3 20 6.7 11 0  
 Rolle 3 10 3.3 5 2  
 Tasker 2 39 19.5 20 1  
 Alexander 1 7 7.0 7 0  
 BILLS 332 4140 12.5 77 39  
 OPP 299 3660 12.2 78 12

**INTERCEPTIONS** No. Yds Avg Long TD  
 Odomes 5 120 24.0 48 1  
 Talley 5 45 9.0 13 0  
 Jackson 4 31 7.8 15 0  
 L. Smith 3 22 7.3 22 0  
 Kelso 2 0 0.0 0 0  
 Bentley 1 58 58.0 58 0  
 Hale 1 0 0.0 0 0

Hicks 1 0 0.0 0 0  
 Williams 1 0 0.0 0 0  
 BILLS 23 276 12.0 58 1  
 OPP 19 320 16.8 57 2

**PUNTING** No. Yds Avg Net TB In Lg B  
 Mohr 54 2085 38.6 36.1 4 12 58 0  
 BILLS 54 2085 38.6 36.1 4 12 58 0  
 OPP 70 2740 39.1 33.4 6 19 93 1

**PUNT RETURNS** Ret Fc Yds Avg Long TD  
 Edwards 13 9 69 5.3 21 0  
 Hicks 12 7 203 16.9 59 0  
 Odomes 1 0 9 9.0 9 0  
 BILLS 26 16 281 10.8 59 0  
 OPP 15 17 53 3.5 20 0

**KICKOFF RETURNS** No. Yds Avg Long TD  
 Edwards 31 623 20.1 91 1  
 Fuller 8 125 15.6 22 0  
 Beebe 7 121 17.3 24 0  
 K. Davis 4 73 18.3 23 0  
 Gardner 1 10 10.0 10 0  
 Taylor 1 18 18.0 18 0  
 Rolle 0 0 — 0 0  
 BILLS 52 970 18.7 91 1  
 OPP 62 1266 20.4 54 0

**FIELD GOALS** 1-19 20-29 30-39 40-49 50+  
 Norwood 1-1 7-8 3-7 5-9 2-4  
 BILLS 1-1 7-8 3-7 5-9 2-4  
 OPP 3-3 13-13 5-9 5-6 1-4

Norwood: (25N)(50N,50G)(52G,25G,44G,48N)  
 (36N,33G)(49N)(44G,25G)( ) ( ) (19G,47N,21G,42G)  
 (38G,21G)(42G,21G)(23G,29G)(31G)  
 (49N,32N,36N,42G)( ) (52N,37N)  
 OPPONENTS: (21G)(50N,25G,27G)(32G,39G,51N)  
 (39N,19G)(28G,42G)(41G,40G,24G,22G)  
 (26G,29G)(32G,53G,42G)(46N,36G,35N)(25G)  
 (33G,28G)(50N,46G,32N)(19G,23G)(19G,28G)( )  
 (30N,21G)

**USUAL STARTERS**

**OFFENSE**  
 WR 80 James Lofton  
 LT 69 Will Wolford  
 LG 51 Jim Ritcher  
 C 67 Kent Hull  
 RG 65 John Davis  
 RT 75 Howard Ballard  
 TE 84 Keith McKeller  
 WR 83 Andre Reed  
 WR 82 Don Beebe  
 RB 34 Thurman Thomas  
 QB 12 Jim Kelly

**DEFENSE**  
 LE 96 Leon Seals  
 NT 91 Jeff Wright  
 RE 90 Phil Hansen  
 LOLB 97 Cornelius Bennett  
 LILB 58 Shane Conlan  
 RILB 54 Carlton Bailey  
 ROLB 56 Darryl Talley  
 LCB 47 Kirby Jackson  
 RCB 37 Nate Odomes  
 FS 38 Mark Kelso  
 SS 46 Leonard Smith

PASSING	Att	Cmp	Yds	Cmp%	Yds/Att	TD	TD%	Int	Int%	Long	Sack/Lost	Rating
Kelly	474	304	3844	64.1	8.11	33	7.0	17	3.6	77	31/227	97.6
Reich	41	27	305	65.9	7.44	6	14.6	2	4.9	29	4/42	107.2
Mohr	1	1	-9	100.0	-9.00	0	0.0	0	0.0	-9	0/0	79.2
BILLS	516	332	4140	64.3	8.02	39	7.6	19	3.7	77	35/269	99.0
OPPONENTS	536	299	3660	55.8	6.83	12	2.2	23	4.3	78	31/246	66.6

# 1992 SEASON STATISTICS

11-5 | 2ND IN AFC EAST | AFC CHAMPIONS | HEAD COACH MARV LEVY



Date	W/L Score	Opponent	Attendance
9/6	W 40-7	LA Rams	79,001
9/13	W 34-31	at San Francisco	64,053
9/20	W 38-0	Indianapolis	77,781
9/27	W 41-7	at New England	52,527
10/4	L 10-37	Miami	80,368
10/11	L 3-20	at LA Raiders	52,287
10/26	W 24-20	at NY Jets	68,181
11/1	W 16-7	New England	78,268
11/8	W 28-20	Pittsburgh	80,294
11/16	W 26-20	at Miami	70,629
11/22	W 41-14	Atlanta	80,004
11/29	L 13-16 (OT)	at Indianapolis	50,221
12/6	L 17-24	NY Jets	75,876
12/12	W 27-17	Denver	71,740
12/20	W 20-16	at New Orleans	68,591
12/27	L 3-27	at Houston	61,742

## AFC WILDCARD PLAYOFF

1/3 W41-38(OT) Houston 75,141

## AFC DIVISIONAL PLAYOFF

1/9 W 24-3 at Pittsburgh 60,407

## AFC CHAMPIONSHIP GAME

1/17 W 29-10 at Miami 72,703

## SUPER BOWL XXVII, ROSE BOWL

1/31 L 17-52 Dallas 98,374

## TOTAL FIRST DOWNS

Rushing	133	77
Passing	192	185
Penalty	25	16
3rd Down: Made/Att	80/202	84/218
3rd Down Pct.	39.6	38.5
4th Down: Made/Att	4/10	7/14
4th Down: Pct.	40.0	50.0

## POSSESSION AVG.

28:10 31:50

## TOTAL NET YARDS

Avg. Per Game	368.3	287.8
Total Plays	1087	991
Avg. Per Play	5.4	4.6

## NET YARDS RUSHING

Avg. Per Game	152.3	87.2
Total Rushes	549	427

## NET YARDS PASSING

Avg. Per Game	216A.1	200.6
Sacked/Yards Lost	29/221	44/351
Gross Yards	3678	3560
Att./Completions	509/293	520/305
Completion Pct.	57.6	58.7
Had Intercepted	21	23

## PUNTS/AVERAGE

60/42.2 79/43.9

## NET PUNTING AVG.

36.8 36.5

## PENALTIES/YARDS

103/775 118/933

## FUMBLES/BALL LOST

30/17 29/12

## TOUCHDOWNS

Rushing	18	8
Passing	23	19
Returns	3	4

## SCORE BY PERIOD

	Q1	Q2	Q3	Q4	OT	PTS
BILLS	77	118	105	81	0	381
OPPONENTS	46	101	72	61	3	283

SCORING	TD	R	Pa	Rt	K-PAT	FG	S	Pts
Christie	0	0	0	0	43/44	24/30	115	
T. Thomas	12	9	3	0	0/0	0/0	0	72
K. Davis	6	6	0	0	0/0	0/0	0	36
Lofton	6	6	0	0	0/0	0/0	0	36
Metzelaars	6	6	0	0	0/0	0/0	0	36
Reed	3	0	3	0	0/0	0/0	0	18
Beebe	2	0	2	0	0/0	0/0	0	12
Frerotte	2	0	2	0	0/0	0/0	0	12
Gardner	2	0	2	0	0/0	0/0	0	12
Fina	1	0	1	0	0/0	0/0	0	6
Kelly	1	1	0	0	0/0	0/0	0	6
Lodish	1	0	0	1	0/0	0/0	0	6
Hale	0	0	0	0	0/0	0/0	1	2
BILLS	44	18	23	3	43/44	24/30	1	381
OPP	31	8	19	4	31/31	22/30	283	

2-Pt. Conversions: **BILLS** 0-0, **OPPONENTS** 2-4

**SACKS:** Smith 14.0, Hansen 8.0, Wright 6.0, Bennett 4.0, Talley 4.0, Conlan 2.0, M.Patton 2.0, Bailey 1.0, Hicks 1.0, Odomes 1.0, Pike 1.0  
**BILLS:** 44.0  
**OPPONENTS:** 29.0

RUSHING	No.	Yds	Avg	Long	TD
Thomas	312	1487	4.8	44	9
K. Davis	139	613	4.4	64t	6
Gardner	40	166	4.2	19	2
Reed	8	65	8.1	24	0
Kelly	31	53	1.7	10	1
Fuller	6	39	6.5	15	0
Mohr	1	11	11.0	11	0
Tasker	1	9	9.0	9	0
Edwards	1	8	8.0	8	0
Beebe	1	-6	-6.0	-6	0
Reich	9	-9	-1.0	0	0
BILLS	549	2436	4.4	64t	18
OPP	427	1395	3.3	29	8

RECEIVING	No.	Yds	Avg	Long	TD
Reed	65	913	14.0	51	3
Thomas	58	626	10.8	43	3
Lofton	51	786	15.4	50	6
Beebe	11	144	13.1	43	1
Metzelaars	30	298	9.9	53t	6
K. Davis	15	80	5.3	22	0
McKeller	14	110	7.9	26	0
Lamb	7	139	19.9	53	0
Gardner	7	67	9.6	17	0
Awalt	4	34	8.5	10	0
Edwards	2	25	12.5	20	0
Tasker	2	24	12.0	17	0
Fuller	2	17	8.5	17	0
Frerotte	2	4	2.0	2t	2
Fina	1	1	1.0	1t	1
BILLS	293	3678	12.6	65t	23
OPP	305	3560	11.7	57	19

INTERCEPTIONS	No.	Yds	Avg	Long	TD
Jones	8	263	32.9	82t	2
Kelso	7	21	3.0	13	0
Odomes	5	19	3.8	10	0
Williams	2	15	7.5	15	0
Conlan	1	7	7.0	7	0
BILLS	23	325	14.1	82t	2
OPP	21	423	20.1	103t	2

PUNTING	No	Yds	Avg	Net	TB	In	Log	B
Mohr	60	2531	42.2	36.8	7	13	61	0
BILLS	60	2531	42.2	36.8	7	13	61	0
OPP	79	3465	43.9	36.5	6	20	62	0

PUNT RETURNS	Ret	FC	Yds	Avg	Long	TD
Hicks	29	6	289	10.0	42	0
Hale	14	2	175	12.5	27	0
BILLS	43	8	464	10.8	42	0
OPP	22	18	185	8.4	17	0

KICKOFF RETURNS	No.	Yds	Avg	Long	TD
K. Davis	14	251	17.9	35	0
Edwards	12	274	22.8	34	0
Frerotte	1	0	0.0	0	0
Fuller	8	134	16.8	28	0
Hicks	1	5	5.0	5	0
Lamb	5	97	19.4	31	0
BILLS	41	761	18.6	35	0
OPP	60	1215	20.3	75t	1

FIELD GOALS	1-19	20-29	30-39	40-49	50+
Christie	2-2	9-9	3-6	7-8	3-5
BILLS	2-2	9-9	3-6	7-8	3-5
OPP	1-1	7-7	4-8	8-11	2-3

Christie:(49G,38G)[(41G,28G)[(39N,52G)  
(42G,30G)[(40G)[(25G,36B,49N)[(33G)]( )]  
(26G,54G,53B,23G,19G)[(47G,18G)[(52G,44G)[(26G)  
(29G,25G)[(25G,50N,29G)(40G,33N)  
OPPONENTS:( )[(33N,24G,47N)[(48N)]( )[(30G,  
43G,34G)[(45G,36G)[(42G,40G)]( )[(28G,49G)]  
(21G,35N,50G)[(37B)(52G,37N,52N,23G,40G)  
(41G,45N)[(26G)[(35G,27G,42G)[(28G,18G)( )]

## USUAL STARTERS

### OFFENSE

WR	80	James Lofton
LT	69	Will Wolford
LG	51	Jim Ritcher
C	67	Kent Hull
RG	74	Glenn Parker
RT	75	Howard Ballard
TE	88	Pete Metzelaars (8)
	84	Keith McKeller (7)
WR	83	Andre Reed
WR/FB	82	Don Beebe (8)
	35	Carwell Gardner (7)
RB	34	Thurman Thomas (7)
QB	12	Jim Kelly

### DEFENSE

LE	90	Phil Hansen
NT	91	Jeff Wright
RE	78	Bruce Smith
LOLB	97	Cornelius Bennett
LILB	58	Shane Conlan
RILB	54	Carlton Bailey
ROLB	56	Darryl Talley
LCB	47	Kirby Jackson (9)
	31	James Williams (7)
RCB	37	Nate Odomes
FS	38	Mark Kelso
SS	20	Henry Jones

PASSING	Att	Cmp	Yds	Cmp%	Yds/Att	TD	TD%	Int	Int%	Long	Sack/Lost	Rating
Kelly	462	269	3457	58.2	7.48	23	5.0	19	4.1	65t	20/145	81.2
Reich	47	24	221	51.1	4.70	0	0.0	2	4.3	21	9/76	46.5
BILLS	509	293	3678	57.6	7.23	23	4.5	21	4.1	65t	29/221	78.0
OPPONENTS	520	305	3560	58.7	6.85	19	3.7	23	4.4	57	44/351	73.2



# 1993 SEASON STATISTICS

12-4 | 1ST IN AFC EAST | AFC CHAMPIONS | HEAD COACH MARV LEVY



Date	W/L Score	Opponent	Attendance
9/5	W 38-14	New England	79,751
9/12	W 13-10	at Dallas	63,226
9/26	L 13-22	Miami	79,635
10/3	W 17-14	NY Giants	79,283
10/11	W 35-7	Houston	79,613
10/24	W 19-10	at NY Jets	71,541
11/1	W 24-10	Washington	79,106
11/7	W 13-10(OT)	at New England	54,326
11/15	L 0-23	at Pittsburgh	60,265
11/21	W 23-9	Indianapolis	79,101
11/28	L 7-23	at Kansas City	74,452
12/5	L 24-25	LA Raiders	79,478
12/12	W 10-7	at Philadelphia	60,769
12/19	W 47-34	at Miami	71,597
12/26	W 16-14	NY Jets	70,817
1/2	W 30-10	at Indianapolis	43,028

**AFC DIVISIONAL PLAYOFF**  
 1/15 W 29-23 LA Raiders 61,923  
**AFC CHAMPIONSHIP GAME**  
 1/23 W 30-13 Kansas City 76,642  
**SUPER BOWL XXVIII, GEORGIA DOME**  
 1/30 L 13-30 Dallas 72,817

	BUF	OPP
<b>TOTAL FIRST DOWNS</b>	316	331
Rushing	117	114
Passing	176	199
Penalty	23	18
3rd Down: Made/Att	98/225	107/235
3rd Down Pct.	43.6	45.5
4th Down: Made/Att	5/8	6/18
4th Down: Pct.	62.5	33.3

**POSSESSION AVG.** 27:30 32:30

**TOTAL NET YARDS** 5260 5554  
 Avg. Per Game 328.8 347.1  
 Total Plays 1078 1119  
 Avg. Per Play 4.9 5.0

**NET YARDS RUSHING** 1943 1921  
 Avg. Per Game 121.4 120.1  
 Total Rushes 550 500

**NET YARDS PASSING** 3317 3633  
 Avg. Per Game 207.3 227.1  
 Sacked/Yards Lost 31/218 37/256  
 Gross Yards 3535 3889  
 Att./Completions 497/304 582/323  
 Completion Pct. 61.2 55.5  
 Had Intercepted 18 23

**PUNTS/AVERAGE** 74/40.4 65/41.8

**NET PUNTING AVG.** 36.0 35.1

**PENALTIES/YARDS** 94/630 99/681

**FUMBLES/BALL LOST** 26/17 35/24

**TOUCHDOWNS** 37 25  
 Rushing 12 7  
 Passing 20 18  
 Returns 5 0

**SCORE BY PERIOD** Q1 Q2 Q3 Q4 OT PTS  
 BILLS 64 113 51 98 3 329  
 OPPONENTS 71 62 67 42 0 242

**SCORING** TD Ru Pa Rk K-PAT FG S Pts  
 Christie 0 0 0 0 36/37 23/32 0 105  
 K. Davis 6 6 0 0 0/0 0/0 0 36  
 Reed 6 0 6 0 0/0 0/0 0 36  
 Thomas 6 6 0 0 0/0 0/0 0 36  
 Brooks 5 0 5 0 0/0 0/0 0 30  
 Metzelaars 4 0 4 0 0/0 0/0 0 24  
 Beebe 3 0 3 0 0/0 0/0 0 18  
 Jones 1 0 0 1 0/0 0/0 1 8  
 Copeland 1 0 0 1 0/0 0/0 0 6  
 Gardner 1 0 1 0 0/0 0/0 0 6  
 McKeller 1 0 1 0 0/0 0/0 0 6  
 Odomes 1 0 0 1 0/0 0/0 0 6  
 Talley 1 0 0 1 0/0 0/0 0 6  
 Washington 1 0 0 1 0/0 0/0 0 6  
 BILLS 37 12 20 5 36/37 23/32 1 329  
 OPP 25 7 18 0 23/25 23/35 2 242

**SACKS:** B. Smith 14.0, Bennett 5.0, Wright 4.5, Hanson 3.5, Barnett 2.0, Jones 2.0, Talley 2.0, Goganious 1.0, Parrella 1.0, M. Patton 1.0, Lodiish 0.5, Washington 0.5  
 BILLS: 37.0  
 OPPONENTS: 31.0

**RUSHING** No. Yds Avg Long TD  
 Thomas 335 1315 3.7 27 6  
 K. Davis 109 391 3.6 19 6  
 Kelly 36 102 2.8 17 0  
 Gardner 20 56 2.8 8 0  
 Turner 11 36 3.3 10 0  
 Brooks 3 30 10.0 15 0  
 Reed 9 21 2.3 15 0  
 Fina 1 -2 -2.0 -2 0  
 Reich 6 -6 -1.0 -1 0  
 BILLS 550 1943 3.5 27 12  
 OPP 500 1921 3.8 35 7

**RECEIVING** No. Yds Avg Long TD  
 Metzelaars 68 609 9.0 51 4  
 Brooks 60 714 11.9 32 5  
 Reed 52 854 16.4 65f 6  
 Thomas 48 387 8.1 37 0  
 Beebe 31 504 16.3 65f 3  
 K. Davis 21 95 4.5 28 0  
 Copeland 13 242 18.6 60 0  
 Gardner 4 50 12.5 22 1  
 McKeller 3 35 11.7 13f 1  
 Tasker 2 26 13.0 22 0  
 Awalt 2 19 9.5 10 0  
 BILLS 304 3535 11.6 65f 20  
 OPP 323 3889 12.0 54f 18

**INTERCEPTIONS** No. Yds Avg Long TD  
 Odomes 9 65 7.2 25 0  
 Talley 3 74 24.7 61f 1  
 Jones 2 92 46.0 85f 1  
 Darby 2 32 16.0 32 0  
 Williams 2 11 5.5 6 0  
 M. Patton 2 0 0.0 0 0  
 Washington 1 27 27.0 27f 1  
 Bennett 1 5 5.0 5 0  
 B. Smith 1 0 0.0 0 0  
 BILLS 23 306 13.3 85f 3  
 OPP 18 174 9.7 35 0

**PUNTING** No. Yds Avg Net TB In Lg B  
 Mohr 74 2991 40.4 36 4 19 58 0  
 BILLS 74 2991 40.4 36 4 19 58 0  
 OPP 65 2719 41.8 35.1 8 20 58 0

**PUNT RETURNS** Ret FC Yds Avg Long TD  
 Copeland 31 7 274 8.8 47f 1  
 Brooks 1 0 3 3.0 3 0  
 Tasker 1 0 0 0.0 0 0  
 BILLS 33 7 277 8.4 47f 1  
 OPP 29 24 247 8.5 27 0

**KICKOFF RETURNS** No. Yds Avg Long TD  
 Copeland 24 436 18.2 28 0  
 Beebe 10 160 16.0 22 0  
 K. Davis 8 100 12.5 18 0  
 Lamb 2 40 20.0 23 0  
 Turner 1 10 10.0 10 0  
 BILLS 45 746 16.6 28 0  
 OPP 43 850 19.8 49 0

**FIELD GOALS** 1-19 20-29 30-39 40-49 50+  
 Christie 0-0 4-5 12-12 6-9 1-6  
 BILLS 0-0 4-5 12-12 6-9 1-6  
 OPP 3-3 8-11 9-12 3-8 0-1

Christie: (28G)(48G,35G)(40G,59G)(24G)(54N)  
 (37G,33G,22G,30G)(58N,45G)(40N,27G,32G)(1  
 (55N)(51N)(36G)(42N,29N,51N,34G)(38G,32G)  
 (38G,36G,40G)(39G,49G,40G,40N)  
 OPPONENTS: (1)(49N,43G,30N)  
 (30G,23G,24G,35N)(1)(33G)(19G,50N)(28N,27G,  
 (37G,19G,31G)(26G,22G,37G)(30G,22G,34G)  
 (37G,35B,34G,26G,47G)(21N,45N)(41G,18G)  
 (27N,41N,42N)(22G,49N)

**USUAL STARTERS**

**OFFENSE**

WR	82	Don Beebe
LT	70	John Fina
LG	51	Jim Ritcher
C	67	Kent Hull
RG	65	John Davis
RT	75	Howard Ballard
TE	88	Pete Metzelaars
WR	83	Andre Reed
WR	80	Bill Brooks
RB	34	Thurman Thomas
QB	12	Jim Kelly

**DEFENSE**

LE	90	Phil Hansen (9)
	77	Oliver Barnett (6)
NT	91	Jeff Wright
RE	78	Bruce Smith
LOLB	97	Cornelius Bennett
LILB	53	Marvuc Patton
RILB	55	Mark Maddox (8)
	50	Keith Goganious (7)
ROLB	56	Darryl Talley
LCB	29	James Williams
RCB	37	Nate Odomes
FS	38	Mark Kelso
SS	20	Henry Jones

PASSING	Att	Cmp	Yds	Cmp%	Yds/Att	TD	TD%	Int	Int%	Long	Sack/Lost	Rating
Kelly	470	288	3382	61.3	7.20	18	3.8	18	3.8	65f	25/171	79.9
Reich	26	16	153	61.5	5.88	2	7.7	0	0.0	30f	6/47	103.5
Thomas	1	0	0	0.0	0.0	0	0.0	0	0.0	0	0/0	39.6
BILLS	497	304	3535	61.2	7.11	20	4.0	18	3.6	65f	31/218	81.0
OPPONENTS	582	323	3889	55.5	6.68	18	3.1	23	4.0	54f	37/256	70.0

# 1994 SEASON STATISTICS

7-9 | 4TH IN AFC EAST | HEAD COACH MARV LEVY



Date	W/L Score	Opponent	Attendance
9/ 4	L 3-23	NY Jets	79,460
9/11	W 38-35	at New England	60,274
9/18	W 15-7	at Houston	55,242
9/26	W 27-20	Denver	75,373
10/ 2	L 13-20	at Chicago	62,406
10/ 9	W 21-11	Miami	79,491
10/16	L 17-27	Indianapolis	79,404
10/30	W 44-10	Kansas City	79,501
11/ 6	L 17-22	at NY Jets	66,949
11/14	L 10-23	at Pittsburgh	59,019
11/20	W 29-20	Green Bay	79,029
11/24	L 21-35	at Detroit	75,672
12/ 4	W 42-31	at Miami	69,358
12/11	L 17-21	Minnesota	66,501
12/18	L 17-41	New England	56,784
12/24	L 9-10	at Indianapolis	38,458

TOTAL FIRST DOWNS	BUF	OPP
Rushing	319	294
Passing	107	82
Penalty	181	199
3rd Down: Made/Att	31	13
3rd Down Pct.	96/222	91/217
4th Down: Made/Att	43.2	41.9
4th Down: Pct.	5/16	12/18
4th Down: Pct.	31.3	66.7

POSSESSION AVG.	29:21	30:39
TOTAL NET YARDS	5244	5175
Avg. Per Game	327.8	323.4
To tal Plays	1066	1007
A vg. Per Play	4.9	5.1

NET YARDS RUSHING	1831	1515
A vg. Per Game	114.4	94.7
To tal Rushes	483	447

NET YARDS PASSING	3413	3660
Avg. Per Game	213.3	228.8
Sacked/Y ards Lost	41/301	25/152
Gross Y ards	3714	3812
Att./Completions	542/342	535/314
Completion Pct.	63.1	58.7
Had Inter cepted	21	16

PUNTS/AVERAGE	67/41.8	69/42.3
---------------	---------	---------

NET PUNTING AVG.	36.0	34.1
------------------	------	------

PENALTIES/YARDS	92/631	101/770
-----------------	--------	---------

FUMBLES/BALL LOST	30/13	23/12
-------------------	-------	-------

TOUCHDOWNS	38	40
Rushing	14	10
Passing	23	26
Returns	1	4

SCORE BY PERIOD	Q1	Q2	Q3	Q4	OT	PTS
BILLS	82	120	69	69	0	340
OPPONENTS	46	115	87	108	0	356

SCORING	TD	Ru	Pa	Rt	K-PAT	FG	S	Pts
Christie	0	0	0	0	38/38	24/28	110	
Thomas	9	7	2	0	0/0	0/0	54	
Reed	8	0	8	0	0/0	0/0	0	48
Metzelaars	5	0	5	0	0/0	0/0	0	30
Beebe	4	0	4	0	0/0	0/0	0	24
Gardner	4	4	0	0	0/0	0/0	0	24
Bi. Brooks	2	0	2	0	0/0	0/0	0	12
K. Davis	2	2	0	0	0/0	0/0	0	12
Copeland	1	0	1	0	0/0	0/0	0	6
Kelly	1	1	0	0	0/0	0/0	0	6
Ladish	1	0	0	1	0/0	0/0	0	6
T urner	1	0	1	0	0/0	0/0	0	6
BILLS	38	14	23	1	38/38	24/28	340	
OPP	40	10	26	4	34/36	26/30	356	

2-Pt. Conversions: **BILLS** 0-0, **OPPONENTS** 2-4

**SACKS:** B. Smith 10.0, Hansen 5.5, Bennett 5.0, Wright 2.0, Jones 1.0, Barnett 1.0, Washington 0.5  
**BILLS:** 25-0  
**OPPONENTS:** 41-0

RUSHING	No.	Yds	Avg	Long	TD
T. Thomas	287	1093	3.8	29	7
K. Davis	91	381	4.2	60	2
Gardner	41	135	3.3	13	4
Reed	10	87	8.7	20	0
Kelly	25	77	3.1	18	1
Jourdain	17	56	3.3	16	0
Beebe	2	11	5.5	6	0
T urner	2	4	2.0	4	0
Reich	6	3	0.5	5	0
Copeland	1	-7	-7.0	-7	0
Mohr	1	-9	-9.0	-9	0
BILLS	483	1831	3.8	60	14
OPP	447	1515	3.4	28	10

RECEIVING	No.	Yds	Avg	Long	TD
Reed	90	1303	14.5	83†	8
T. Thomas	50	349	7.0	28	2
Metzelaars	49	428	8.7	35†	5
Bi. Brooks	42	482	11.5	32	2
Beebe	32	416	13.0	72	4
Copeland	21	255	12.1	35	1
K. Davis	18	82	4.6	12	0
Gardner	11	89	8.1	21	0
Jourdain	10	56	5.6	18	0
Marrow	5	44	8.8	14	0
L. Johnson	3	42	14.0	21	0
D. Thomas	2	31	15.5	17	0
Turner	1	26	26.0	26†	1
BILLS	342	3714	10.9	83†	23
OPP	314	3812	12.1	57	26

INTERCEPTIONS	No.	Yds	Avg	Long	TD
Darby	4	20	5.0	20	0
Washington	3	36	12.0	36	0
Jones	2	45	22.5	45	0
Burris	2	24	12.0	24	0
M. Patton	2	8	4.0	8	0
Maddox	1	11	11.0	11	0
T. Smith	1	4	4.0	4	0
B. Smith	1	0	0.0	0	0
BILLS	16	175	10.9	45	0
OPP	21	262	12.5	37†	2

PUNTING	No	Yds	Avg	Net	TB	In	Lg	B
Mohr	67	2799	41.8	36.0	3	13	71	0
BILLS	67	2799	41.8	36.0	3	13	71	0
OPP	69	2916	42.3	34.1	11	19	67	0

PUNT RETURNS	Ret	FC	Yds	Avg	Long	TD
Burris	32	6	332	10.4	57	0
Copeland	1	2	11	11.0	11	0
BILLS	33	8	343	10.4	57	0
OPP	38	11	324	8.5	31	0

KICKOFF RETURNS	No.	Yds	Avg	Long	TD
Jourdain	27	601	22.3	42	0
Beebe	12	230	19.2	35	0
Copeland	12	232	19.3	32	0
Bu. Brooks	9	162	18.0	25	0
T urner	6	102	17.0	23	0
Pike	2	9	4.5	9	0
K. Davis	1	0	0.0	0	0
Gardner	1	6	6.0	6	0
M. Patton	1	1	1.0	1	0
Tasker	1	2	2.0	2	0
BILLS	72	1345	18.7	42	0
OPP	72	1455	20.2	45	0

FIELD GOALS	1-19	20-29	30-39	40-49	50+
Christie	0-0	11-12	6-7	5-7	2-2
BILLS	0-0	11-12	6-7	5-7	2-2
OPP	0-0	11-11	8-11	6-7	1-1

Christie : (27G)(32G)(37G,42G,48G,29G,48G) (36G,28G) (28G,30G)(23G)(49G,26G,24G) (39G)(52G,32B)(38G,51G,25N)( ) ( ) (41G)(24G) (49N,20G,21G,24G,46N )  
**OPPONENTS:** (27G,42G,22G)( ) ( ) (41N,28G , 43G)(50G,20G)(40G,37N)(43G,33G)(22G) (26G,45G,41G)(39G,39G,30G)( ) ( ) (23G) (30G,38G,30G,25G,22G)(33G,20G)(38B,31N,22G )

## USUAL STARTERS

OFFENSE		
WR	82	Don Beebe
LT	70	John Fina
LG	68	Corbin Lacina
C	67	Kent Hull
RG	65	John Davis
RT	74	Glenn Parker
TE	88	Pete Metzelaars
WR	83	Andre Reed
WR/FB	80	Bill Brooks (10)
	35	Carwell Gardner (6)
RB	34	Thurman Thomas
QB	12	Jim Kelly

## DEFENSE

LE	90	Phil Hansen
NT	91	Jeff Wright
RE	78	Bruce Smith
LOLB	97	Cornelius Bennett
ILB	53	Marvonus Patton
RILB	55	Mark Maddox
ROLB	56	Darryl T alley
LCB	25	Mickey Washington
RCB	28	Thomas Smith
FS	43	Matt Darby
SS	20	Henry Jones

PASSING	Att	Cmp	Yds	Cmp%	Yds/Att	TD	TD%	Int	Int%	Long	Sack/Lost	Rating
Kelly	448	285	3114	63.6	6.95	22	4.9	17	3.8	83†	34/244	84.6
Reich	93	56	568	60.2	6.11	1	1.1	4	4.3	47	7/57	63.4
Reed	1	1	32	100.0	32.0	0	0.0	0	0.0	32	0/0	118.8
BILLS	542	342	3714	63.1	6.85	23	4.2	21	3.9	83†	41/301	81.2
OPPONENTS	535	314	3812	58.7	7.13	26	4.9	16	3.0	57	25/152	84.4

# 1995 SEASON STATISTICS

10-6 | 1ST IN AFC EAST | HEAD COACH MARV LEVY



Date	W/L Score	Opponent	Attendance
9/3	L 7-22	at Denver	75,157
9/10	W 31-9	Carolina	79,190
9/17	W 20-14	Indianapolis	62,499
10/2	W 22-19	at Cleveland	76,211
10/8	W 29-10	NY Jets	79,485
10/15	W 27-21	Seattle	74,362
10/23	L 14-27	at New England	60,203
10/29	L 6-23	at Miami	71,060
11/5	W 16-10	at Indianapolis	59,612
11/12	W 23-17	Atlanta	62,690
11/19	W 28-26	at NY Jets	54,436
11/26	L 25-35	New England	69,384
12/3	L 17-27	at San Francisco	65,568
12/10	W 45-27	at St. Louis	64,623
12/17	W 23-20	Miami	79,531
12/24	L 17-28	Houston	45,253

**AFC WILD CARD PLAYOFF**  
12/30 W 37-22 Miami 73,103

**AFC DIVISIONAL PLAYOFF**  
1/6 L 21-40 at Pittsburgh 59,072

	BUF	OPP
<b>TOTAL FIRST DOWNS</b>	300	287
Rushing	130	93
Passing	142	180
Penalty	28	14
3rd Down: Made/Att	71/225	84/244
3rd Down Pct.	31.6	34.4
4th Down: Made/Att	7/13	13/23
4th Down: Pct.	53.8	56.5

**POSSESSION AVG.** 28:10 31:50

	5117	5128
<b>TOTAL NET YARDS</b>	5117	5128
Avg. Per Game	319.8	320.5
Total Plays	1059	1084
Avg. Per Play	4.8	4.7

	1993	1626
<b>NET YARDS RUSHING</b>	1993	1626
Avg. Per Game	124.6	101.6
Total Rushes	521	453

	3124	3502
<b>NET YARDS PASSING</b>	3124	3502
Avg. Per Game	195.3	218.9
Sacked/Yards Lost	32/224	49/362
Gross Yards	3348	3864
Att./Completions	506/279	582/310
Completion Pct.	55.1	53.3
Had Intercepted	14	17

**PUNTS/AVERAGE** 86/40.4 90/42.8

**NET PUNTING AVG.** 36.2 35.1

**PENALTIES/YARDS** 89/672 115/890

**FUMBLES/BALL LOST** 25/12 23/11

	37	33
<b>TOUCHDOWNS</b>	37	33
Rushing	10	16
Passing	24	14
Returns	3	3

SCORE BY PERIOD	Q1	Q2	Q3	Q4	OT	PTS
BILLS	73	115	97	65	0	350
OPPONENTS	64	79	89	103	0	335

SCORING	TD	R	Pa	Rt	K-PAT	FG	S	Pts
Christie	0	0	0	0	33/3531/40	126		
Brooks	11	0	11	0	0/0	0/0	66	
Thomas	8	6	2	0	0/0	0/0	0	48
Holmes	4	4	0	0	0/0	0/0	0	24
Armour	3	0	3	0	0/0	0/0	0	18
Reed	3	0	3	0	0/0	0/0	0	18
Tasker	3	0	3	0	0/0	0/0	0	18
Gardner	1	0	0	1	* 0/0	0/0	0	8
Bennett	1	0	0	1	0/0	0/0	0	6
Copeland	1	0	1	0	0/0	0/0	0	6
Johnson	1	0	1	0	0/0	0/0	0	6
Schulz	1	0	0	1	0/0	0/0	0	6
BILLS	37	10	24	3	33/3531/40	350		
OPP	33	16	14	3	29/2934/431	335		

2-Pt Conversions **BILLS** 1-2, **OPP** 2-4

**SACKS:** Paup 17.5, B. Smith 10.5, Hansen 10.0, Jeffcoat 2.5, Washington 2.5.  
Bennett 2.0, Rogers 2.0, D. White 1.0, Wilson 1.0  
BILLS: 49.0  
OPPONENTS: 32.0

RUSHING	No.	Yds	Avg	Long	TD
Thomas	267	1005	3.8	49	6
Holmes	172	698	4.1	38t	4
Gardner	20	77	3.9	17	0
Tasker	8	74	9.3	17	0
Reed	7	48	6.9	14	0
Jourdain	8	31	3.9	19	0
Collins	9	23	2.6	10	0
Kelly	17	20	1.2	17	0
Tindale	5	16	3.2	6	0
Brooks	3	7	2.3	9	0
Copeland	1	-1	-1.0	-1	0
Armour	4	-5	-1.2	6	0
BILLS	521	1993	3.8	49	10
OPP	453	1626	3.6	39	16

RECEIVING	No.	Yds	Avg	Long	TD
Brooks	53	763	14.4	51t	11
Johnson	49	504	10.3	52	1
Copeland	42	646	15.4	77t	1
Armour	26	300	11.5	28t	3
T. Thomas	26	220	8.5	60	2
Reed	24	312	13.0	41t	3
Holmes	24	214	8.9	47	0
Tasker	20	255	12.8	43	3
Cline	8	64	8.0	17	0
Coons	3	28	9.3	13	0
Gardner	2	17	8.5	13	0
D. Thomas	1	18	18.0	18	0
Jourdain	1	7	7.0	7	0
BILLS	279	3348	12.0	77t	24
OPP	310	3864	12.5	54t	14

INTERCEPTIONS	No.	Yds	Avg	Long	TD
Schulz	6	48	8.0	32t	1
Darby	2	37	18.5	37	0
T. Smith	2	23	11.5	13	0
Paup	2	0	0.0	0	0
Bennett	1	69	69.0	69t	1
Burriss	1	19	19.0	19	0
Evans	1	18	18.0	18	0
Jones	1	10	10.0	10	0
White	1	9	9.0	9	0
BILLS	17	233	13.7	69t	2
OPP	14	187	13.4	49	0

PUNTING	No.	Yds	Avg	Net	TB	In	Lg	B
Mohr	86	3473	40.4	36.2	7	23	60	0
BILLS	86	3473	40.4	36.2	7	23	60	0
OPP	90	3854	42.8	35.1	11	19	73	0

PUNT RETURNS	Ret	FC	Yds	Avg	Long	TD
Burriss	20	1	229	11.5	40	0
Tasker	17	7	204	12.0	44	0
Brooks	6	2	35	5.8	15	0
Copeland	2	1	8	4.0	7	0
Jourdain	1	0	0	0.0	0	0
D. Thomas	1	0	0	0.0	0	0
BILLS	47	11	476	10.1	44	0
OPP	23	30	224	9.7	69t	1

KICKOFF RETURNS	No.	Yds	Avg	Long	TD
Holmes	39	799	20.5	42	0
Jourdain	19	348	18.3	41	0
Tindale	6	62	10.3	20	0
Green	2	37	18.5	22	0
Cline	1	11	11.0	11	0
Irvin	1	12	12.0	12	0
Louchiey	1	13	13.0	13	0
Pike	1	20	20.0	20	0
BILLS	70	1302	18.6	42	0
OPP	73	1615	22.1	46	0

FIELD GOALS	1-19	20-29	30-39	40-49	50+
Christie	0-0	13-14	13-15	3-6	2-5
BILLS	0-0	13-14	13-15	3-6	2-5
OPP	0-0	11-11	15-19	3-8	5-5

Christie: ( ) (39G) (35G, 38G) (38G, 31G, 22N, 33G) (38G, 44N, 24G, 32G, 51G, 27G) (50N, 43G, 26G) (23G, 23G, 47N) (32G, 32G) (39G, 32G, 33G, 50N, 38N) (23G, 38G, 21G) (42N, 32N) (51G, 48G) (23G) (50N, 28G) (20G, 24G, 25G) (44G)  
OPPONENTS: (22G, 52G, 20G, 38N, 38G, 37G) (32N, 34G, 52G, 32G) (39B) (43N, 32G, 47G, 23G, 38G) (26G, 33N) ( ) (39G, 42B, 24G) (24G, 33G, 22G) (37G) (44N, 50G, 49B) (30G, 35G) (29G, 43G) (46N, 20G, 40G) (28G, 37G, 51G, 25G) (50G, 30G) (39G, 33G)

## USUAL STARTERS

### OFFENSE

WR	85	Russell Copeland
LT	70	John Fina
LG	79	Ruben Brown
C	67	Kent Hull
RG	60	Jerry Ostroski
RT	74	Glenn Parker
TE	84	Lonnie Johnson
WR	80	Bill Brooks
WR	81	Justin Armour (9)
	83	Andre Reed (6)
RB	34	Thurman Thomas
QB	12	Jim Kelly

### DEFENSE

LE	90	Phil Hansen
NT	92	Ted Washington
RE	78	Bruce Smith
LOLB	95	Bryce Paup
LILB	58	Marlo Perry
RILB	97	Cornelius Bennett
ROLB	59	Sam Rogers
LCB	22	Jeff Burriss
RCB	28	Thomas Smith
FS	24	Kurt Schulz
SS	20	Henry Jones
ROLB	59	Sam Rogers

PASSING	Att	Cmp	Yds	Cmp%	Yds/Att	TD	TD%	Int	Int%	Long	Sack/Lost	Rating
Kelly	458	255	3130	55.7	6.83	22	4.8	13	2.8	77t	26/181	81.1
Collins	29	14	112	48.3	3.86	0	0.0	1	3.4	18	6/43	44.0
Van Pelt	18	10	106	55.6	5.89	2	11.1	0	0.0	19t	0/0	110.0
Armour	1	0	0	0.0	0.00	0	0.0	0	0.0	0	0/0	39.6
BILLS	506	279	3348	55.1	6.62	24	4.7	14	2.8	77t	32/224	79.9
OPPONENTS	582	310	3864	53.3	6.64	14	2.4	17	2.9	54t	49/362	70.0

# 1996 SEASON STATISTICS

10-6 | 2ND IN AFC EAST | HEAD COACH MARV LEVY



Date	W/L Score	Opponent	Attendance
9/1	W 23-20 (OT)	at NY Giants	74,218
9/8	W 17-10	New England	78,104
9/16	L 6-24	at Pittsburgh	59,002
9/22	W 10-7	Dallas	78,098
10/6	W 16-13 (OT)	Indianapolis	79,401
10/13	L 7-21	Miami	79,642
10/20	W 25-22	at NY Jets	49,775
10/27	L 25-28	at New England	58,858
11/3	W 38-13	Washington	78,002
11/10	W 24-17	at Philadelphia	66,613
11/17	W 31-17	Cincinnati	75,549
11/24	W 35-10	NY Jets	60,854
12/1	L 10-13 (OT)	at Indianapolis	53,804
12/8	L 18-26	at Seattle	41,373
12/16	L 14-16	at Miami	67,016
12/22	W 20-9	Kansas City	68,671

## AFC WILD CARD PLAYOFF

12/28	L 27-30	Jacksonville	70,213
-------	---------	--------------	--------

	BUF	OPP
<b>TOTAL FIRST DOWNS</b>	294	283
Rushing	128	94
Passing	149	168
Penalty	17	21
3rd Down: Made/Att	83/238	92/259
3rd Down Pct.	34.9	35.5
4th Down: Made/Att	9/14	5/17
4th Down: Pct.	64.3	29.4

<b>POSSESSION AVG.</b>	28:40	31:20
------------------------	-------	-------

	5119	4737
<b>TOTAL NET YARDS</b>	5119	4737
Avg. Per Game	319.9	296.1
Total Plays	1094	1105
Avg. Per Play	4.7	4.3

	1901	1669
<b>NET YARDS RUSHING</b>	1901	1669
Avg. Per Game	118.8	104.3
Total Rushes	563	495

	3218	3068
<b>NET YARDS PASSING</b>	3218	3068
Avg. Per Game	201.1	191.8
Sacked/Yards Lost	48/340	48/341
Gross Yards	3558	3409
Att./Completions	483/279	562/292
Completion Pct.	57.8	52.0
Had Intercepted	24	14

<b>PUNTS/AVERAGE</b>	101/41.5	102/43.2
----------------------	----------	----------

<b>NET PUNTING AVG.</b>	36.5	36.7
-------------------------	------	------

<b>PENALTIES/YARDS</b>	106/831	86/607
------------------------	---------	--------

<b>FUMBLES/BALL LOST</b>	25/13	23/14
--------------------------	-------	-------

	35	28
<b>TOUCHDOWNS</b>	35	28
Rushing	14	12
Passing	18	11
Returns	3	5

SCORE BY PERIOD	Q1	Q2	Q3	Q4	OT	PTS
BILLS	37	110	77	89	6	319
OPPONENTS	70	63	39	91	3	266

SCORING	TD	R	Pa	Rt	K-PAT	FG	S	Pts
Christie	0	0	0	0	0	33/33	24/29	0 105
T. Thomas	8	8	0	0	0/0	0/0	0	0 48
Reed	6	6	0	0	0/0	0/0	0	0 36
Holmes	5	4	1	0	1*	0/0	0	0 32
Early	4	0	4	0	1*	0/0	0	0 26
Moulds	3	0	2	1	0/0	0/0	0	0 18
Tasker	3	0	3	0	0/0	0/0	0	0 18
Kelly	2	2	0	0	0/0	0/0	0	0 12
Brantley	1	0	1	0	0/0	0/0	0	0 6
Cline	1	0	1	0	0/0	0/0	0	0 6
Northern	1	0	0	1	0/0	0/0	0	0 6
White	1	0	0	1	0/0	0/0	0	0 6
BILLS	35	14	18	3	33/33	24-29	319	
OPP	28	12	11	5	25/26	23/36	1 266	

2-Pt Conversions **BILLS** 2-2, **OPP** 1-2

**SACKS:** B. Smith 13.5, Hansen 8.0, Paup 6.0, Jeffcoat 5.0, Northern 5.0, Rogers 3.5, Washington 3.5, Irvin 2.0, Kerner 1.0, White 0.5

**BILLS:** 48.0,  
**OPPONENTS:** 48.0

RUSHING	No.	Yds	Avg	Long	TD
T. Thomas	281	1033	3.7	36	8
Holmes	189	571	3.0	37	4
Kelly	19	66	3.5	22	2
Tindale	14	49	3.5	15	0
Moulds	12	44	3.7	11	0
Collins	21	43	2.0	10	0
Early	3	39	13.0	29	0
Tasker	9	31	3.4	11	0
Reed	8	22	2.8	13	0
Bratton	4	8	2.0	5	0
Van Pelt	3	-5	-1.7	-1	0
BILLS	563	1901	3.4	37	14
OPP	495	1669	3.4	51	12

RECEIVING	No.	Yds	Avg	Long	TD
Reed	66	1036	15.7	67†	6
Early	50	798	16.0	95†	4
Johnson	46	457	9.9	33	0
T. Thomas	26	254	9.8	69	0
Tasker	21	372	17.7	62	3
Moulds	20	279	14.0	47	2
Cline	19	117	6.2	15	1
Holmes	16	102	6.4	20	1
Copeland	7	85	12.1	31	0
Brantley	5	47	9.4	22†	1
Coons	1	12	12.0	12	0
Louchiey	1	0	0.0	0	0
Tindale	1	-1	-1.0	-1	0
BILLS	279	3558	12.8	95†	18
OPP	292	3409	11.7	61	11

INTERCEPTIONS	No.	Yds	Avg	Long	TD
Schulz	4	24	6.0	19	0
Martin	2	35	17.5	31	0
Stevens	2	0	0.0	0	0
Burris	1	28	28.0	28	0
Spielman	1	14	14.0	14	0
Kerner	1	6	6.0	6	0
Perry	1	6	6.0	6	0
Jackson	1	0	0.0	0	0
T. Smith	1	0	0.0	0	0
BILLS	14	113	8.1	31	0
OPP	24	498	20.8	91†	4

PUNTING	No	Yds	Avg	Net	TB	In	Lg	B
Mohr	101	4194	41.5	36.5	13	27	80	0
BILLS	101	4194	41.5	36.5	13	27	80	0
OPP	102	4406	43.2	36.7	12	27	66	1

PUNT RETURNS	Ret	FC	Yds	Avg	Long	TD
Burris	27	7	286	10.6	45	0
Copeland	14	7	119	8.5	19	0
Tasker	2	1	18	9.0	12	0
BILLS	43	15	423	9.8	45	0
OPP	40	25	246	6.2	87†	1

KICKOFF RETURNS	No.	Yds	Avg	Long	TD
Moulds	52	1205	23.2	97†	1
Copeland	6	136	22.7	47	0
BILLS	58	1341	23.1	97†	1
OPP	65	1255	19.3	32	0

FIELD GOALS	1-19	20-29	30-39	40-49	50+
Christie	0-0	5-6	12-14	7-8	0-1
BILLS	0-0	5-6	12-14	7-8	0-1
OPP	2-2	8-11	6-10	7-12	0-1

Christie: (28G,39G,34G)|(33G,37N)|(31G,45G)  
(32G)(42G,37G,39G)( )  
(48G,32G,36N,47G,23G,33G,47G)|(33G)|(33G,50N)  
(38G)(22G)( )|(24G)(22G)(20N)(41G,48N,42G)  
**OPPONENTS:** (22G,34G)(42G,45N,25N,47B)  
(30G,37B,24B)(36B)(46N,44G,41G)(33N)  
(43N)(40G,32G,54N)( )|(23G)(30G)(25G)  
(33N,41B,25G,49G)(27N,41G,38G,22G,30G)  
(29G,41G,18G)(19G,24G,26G)

## USUAL STARTERS

OFFENSE	
WR	88 Quinn Early
TE	86 Tony Cline
LT	70 John Fina
LG	79 Ruben Brown
C	67 Kent Hull
RG	60 Jerry Ostroski
RT	74 Glenn Parker
TE	84 Lonnie Johnson
WR	83 Andre Reed
RB	34 Thurman Thomas
QB	12 Jim Kelly

DEFENSE	
LE	90 Phil Hansen
NT	92 Ted Washington
RE	78 Bruce Smith
LOLB	95 Bryce Paup
LILB	54 Chris Spielman
RILB	55 Mark Maddox
ROLB	59 Sam Rogers
LCB	22 Jeff Burris
RCB	28 Thomas Smith
FS	24 Kurt Schulz
SS	23 Matt Stevens

PASSING	Att	Cmp	Yds	Cmp%	Yds/Att	TD	TD%	Int	Int%	Long	Sack/Lost	Rating
Kelly	379	222	2810	58.6	7.41	14	3.7	19	5.0	67†	37/287	73.2
Collins	99	55	739	55.6	7.46	4	4.0	5	5.1	95†	11/53	71.9
Van Pelt	5	2	9	40.0	1.80	0	0.0	0	0.0	5	0/0	47.9
BILLS	483	279	3558	57.8	7.37	18	3.7	24	5.0	95†	48/340	72.6
OPPONENTS	562	292	3409	52.0	6.07	11	2.0	14	2.5	61	48/341	66.8

# 1997 SEASON STATISTICS

6-10 | 4TH IN AFC EAST | HEAD COACH MARV LEVY



Date	W/L Score	Opponent	Attendance
8/31	L 13-34	Minnesota	79,139
9/7	W 28-22	at NY Jets	72,988
9/14	L 16-22	at Kansas City	78,169
9/21	W 37-35	Indianapolis	55,340
10/5	W 22-13	Detroit	78,025
10/12	L 6-33	at New England	59,802
10/20	W 9-6	at Indianapolis	61,139
10/26	L 20-23 (OT)	Denver	78,458
11/2	W 9-6	Miami	78,011
11/9	L 10-31	New England	65,783
11/17	L 13-30	at Miami	74,155
11/23	L 14-31	at Tennessee	23,571
11/30	W 20-10	NY Jets	47,776
12/7	L 3-20	at Chicago	39,784
12/14	L 14-20	Jacksonville	41,231
12/20	L 21-31	at Green Bay	60,108

	BUF	OPP
<b>TOTAL FIRST DOWNS</b>	268	265
Rushing	98	85
Passing	144	160
Penalty	26	20
3rd Down: Made/Att	53/212	85/240
3rd Down Pct.	25.0	35.4
4th Down: Made/Att	11/29	7/16
4th Down: Pct.	37.9	43.8

<b>POSSESSION AVG.</b>	27:59	32:01
------------------------	-------	-------

<b>TOTAL NET YARDS</b>	4657	4853
Avg. Per Game	291.1	303.3
Total Plays	1014	1041
Avg. Per Play	4.6	4.7

<b>NET YARDS RUSHING</b>	1782	1792
Avg. Per Game	111.4	112.0
Total Rushes	422	493

<b>NET YARDS PASSING</b>	2875	3061
Avg. Per Game	179.7	191.3
Sacked/Yards Lost	46/338	46/344
Gross Yards	3213	3405
Att./Completions	546/293	502/287
Completion Pct.	53.7	57.2
Had Intercepted	25	15

<b>PUNTS/AVERAGE</b>	91/41.4	86/42.0
----------------------	---------	---------

<b>NET PUNTING AVG.</b>	36.0	36.1
-------------------------	------	------

<b>PENALTIES/YARDS</b>	92/742	98/992
------------------------	--------	--------

<b>FUMBLES/BALL LOST</b>	39/17	23/7
--------------------------	-------	------

<b>TOUCHDOWNS</b>	26	37
Rushing	12	11
Passing	14	17
Returns	0	9

<b>SCORE BY PERIOD</b>	Q1	Q2	Q3	Q4	OT	PTS
BILLS	19	66	45	125	0	255
OPPONENTS	78	118	68	100	3	367

<b>SCORING</b>	TD	Ru	Pa	Rt	K-PAT	FG	S	Pts
Christie	0	0	0	0	21/21	24/30	0	93
A. Smith	8	8	0	0	0/0	0/0	0	48
Early	5	0	5	0	0/0	0/0	0	30
Reed	5	0	5	0	0/0	0/0	0	30
Riemersma	2	0	2	0	1*	0/0	0	14
Holmes	2	2	0	0	0/0	0/0	0	12
Johnson	2	0	2	0	0/0	0/0	0	12
T. Thomas	1	1	0	0	0/0	0/0	0	6
Van Pelt	1	1	0	0	0/0	0/0	0	6
Hansen	0	0	0	0	0/0	0/0	1	2
Moulds	0	0	0	0	1*	0/0	0	2
BILLS	26	12	14	0	21/21	24/30	1	255
OPP	37	11	17	9	34/35	37/46	367	

**SACKS:** B. Smith 14.0, Paup 9.5, Hansen 6.0, Moran 4.5, Washington 4.0, Rogers 3.5, Jones 2.0, Holecek 1.5, Covington 0.5, Jeffcoat 0.5  
**BILLS:** 46.0  
**OPPONENTS:** 46.0

<b>RUSHING</b>	No.	Yds	Avg	Long	TD
A. Smith	194	840	4.3	56t	8
T. Thomas	154	643	4.2	24	1
Holmes	22	106	4.8	19	2
Collins	30	77	2.6	11	0
Moulds	4	59	14.8	29	0
Van Pelt	11	33	3.0	9	1
Reed	3	11	3.7	9	0
Hobert	2	7	3.5	7	0
Johnson	1	6	6.0	6	0
Mohr	1	0	0.0	0	0
BILLS	422	1782	4.2	56t	12
OPP	493	1792	3.6	78t	11

<b>RECEIVING</b>	No.	Yds	Avg	Long	TD
Reed	60	880	14.7	77t	5
Early	60	853	14.2	45	5
Johnson	41	340	8.3	62t	2
T. Thomas	30	208	6.9	30	0
Moulds	29	294	10.1	32	0
A. Smith	28	177	6.3	19	0
Riemersma	26	208	8.0	22	2
Holmes	13	106	8.2	22	0
Tindale	4	105	26.3	45	0
Cline	1	29	29.0	29	0
Reese	1	13	13.0	13	0
BILLS	293	3213	11.0	77t	14
OPP	287	3405	11.9	60	17

<b>INTERCEPTIONS</b>	No.	Yds	Avg	Long	TD
Irvin	2	28	14.0	28	0
Schultz	2	23	11.5	21	0
Kerner	2	20	10.0	20	0
Burris	2	19	9.5	10	0
Moran	2	12	6.0	12	0
Maddox	1	25	25.0	25	0
Martin	1	12	12.0	12	0
Spielman	1	8	8.0	8	0
Covington	1	6	6.0	6	0
Perry	1	4	4.0	4	0
BILLS	15	157	10.5	28	0
OPP	25	359	14.4	62t	3

<b>PUNTING</b>	No.	Yds	Avg	Net	TB	In	Lg	B
Mohr	90	3764	41.8	36.0	6	24	59	1
BILLS	91	3764	41.4	36.0	6	24	59	1
OPP	86	3608	42.0	36.1	8	33	65	1

<b>PUNT RETURNS</b>	Ret	FC	Yds	Avg	Long	TD
Burris	21	8	198	9.4	32	0
Tasker	12	9	113	9.4	47	0
Galloway	2	2	15	7.5	15	0
Moulds	2	0	20	10.0	10	0
Jackson	1	0	0	0.0	0	0
Jones	1	0	0	0.0	0	0
BILLS	39	19	346	8.9	47	0
OPP	44	24	366	8.3	29	0

<b>KICKOFF RETURNS</b>	No.	Yds	Avg	Long	TD
Moulds	43	921	21.4	53	0
Holmes	23	430	18.7	36	0
Galloway	6	130	21.7	30	0
Burris	1	10	10.0	10	0
Cline	1	0	0.0	0	0
Coons	1	12	12.0	12	0
Pike	1	11	11.0	11	0
Tasker	1	12	12.0	12	0
Wiley	1	12	12.0	12	0
BILLS	78	1538	19.7	53	0
OPP	55	1385	25.2	96t	3

<b>FIELD GOALS</b>	1-19	20-29	30-39	40-49	50+
Christie	0-0	6-6	9-12	8-10	1-2
BILLS	0-0	6-6	9-12	8-10	1-2
OPP	2-2	11-11	12-15	9-13	3-5

Christie: (28G,46G)|(46G,33G,30G)|(27G)(47G,33G)|(34N)|(22G,47G,32N,27G)|(30G,55G)(41G,40G,39N,65N,39G)|(23G)|(36G,24G)|(36B)(49G,34G)|(41N,43G)|(38G,31G)  
 OPPONENTS: (21G,43G)|(39N,26G,19G,52G)(46G,45G,48N,42G)|(39G,36G,49G,22G,25G)(28G,30G)(20G,23G,41G,52G)(51N,39G,32G)(38N,23G,22G,33G)|(32N,27G,35G)|(42G,42N,45N)(37G,30G,35G)(51G)|(53N,22G)|(41G,38G)(19G,47G)|(45N,35G)

## USUAL STARTERS

OFFENSE	
WR	88 Quinn Early
LT	70 John Fina
LG	79 Ruben Brown
C	61 Dusty Zeigler
RG	68 Corbin Lacina
RT	60 Jerry Ostroski (10)
	72 Corey Louchiey (6)
TE	84 Lonnie Johnson
WR	83 Andre Reed
TE/WR	49 Jay Riemersma (8)
	80 Eric Moulds (7)
RB	34 Thurman Thomas
QB	15 Todd Collins

## DEFENSE

LE	90 Phil Hansen
NT	92 Ted Washington
	98 Sean Moran (7)
RE	78 Bruce Smith
LOLB	95 Bryce Paup
LILB	54 Chris Spielman (8)
MLB	52 John Holecek (7)
RILB	57 Damien Covington (8)
ROLB	59 Sam Rogers
LCB	22 Jeff Burris
RCB	28 Thomas Smith
FS	24 Kurt Schulz
SS	20 Henry Jones

<b>PASSING</b>	Att	Cmp	Yds	Cmp%	Yds/Att	TD	TD%	Int	Int%	Long	Sack/Lost	Rating
Collins	291	215	2367	55.0	6.05	12	3.1	13	3.3	77t	39/278	69.5
Van Pelt	124	60	684	48.4	5.52	2	1.6	10	8.1	39	4/33	37.2
Hobert	30	17	133	56.7	4.43	0	0.0	2	6.7	20	2/7	40.0
Mohr	1	1	29	100.0	29.00	0	0.0	0	0.0	29	0/0	118.8
Reed	0	0	0	—	—	0	—	0	—	—	1/20	—
BILLS	546	283	3214	53.7	5.88	14	2.6	25	4.6	77t	46/338	60.8
OPPONENTS	502	287	3405	57.2	6.78	17	3.4	15	3.0	60	46/344	76.8

# 1998 SEASON STATISTICS

10-6 | T-2ND IN AFC EAST | HEAD COACH WADE PHILLIPS



Date	W/L Score	Opponent	Attendance
9/6	L 14-16	at San Diego	64,037
9/13	L 7-13	at Miami	73,097
9/20	L 33-34	St. Louis	65,199
10/4	W 26-21	San Francisco	76,615
10/11	W 31-24	at Indianapolis	52,938
10/18	W 17-16	Jacksonville	77,635
10/25	W 30-14	at Carolina	64,050
11/1	W 30-24	Miami	79,011
11/8	L 12-34	at NY Jets	75,403
11/15	W 13-10	New England	72,020
11/22	W 34-11	Indianapolis	49,032
11/29	L 21-25	at New England	58,304
12/6	W 33-20	at Cincinnati	54,359
12/13	W 44-21	Oakland	62,002
12/19	L 10-17	NY Jets	79,056
12/27	W 45-33	at New Orleans	39,707

## AFC WILD CARD PLAYOFF

1/2	L 17-24	at Miami	72,698
-----	---------	----------	--------

	BUF	OPP
<b>TOTAL FIRST DOWNS</b>	319	283
Rushing	115	79
Passing	176	168
Penalty	28	36
3rd Down: Made/Att	97/219	80/207
3rd Down Pct.	44.3	38.6
4th Down: Made/Att	3/8	10/18
4th Down Pct.	37.5	55.6

<b>POSSESSION AVG.</b>	32:26	27:34
------------------------	-------	-------

	5541	4691
<b>TOTAL NET YARDS</b>	5541	4691
Avg. Per Game	346.3	293.2
Total Plays	1033	949
Avg. Per Play	5.4	4.9

	2161	1493
<b>NET YARDS RUSHING</b>	2161	1493
Avg. Per Game	135.1	93.3
Total Rushes	531	375

	3380	3198
<b>NET YARDS PASSING</b>	3380	3198
Avg. Per Game	211.3	199.9
Sacked/Yards Lost	41/241	43/276
Gross Yards	3621	3474
Att./Completions	461/269	532/294
Completion Pct.	58.4	55.3
Had Intercepted	14	18

<b>PUNTS/AVERAGE</b>	69/41.8	77/44.9
----------------------	---------	---------

<b>NET PUNTING AVG.</b>	33.2	37.5
-------------------------	------	------

<b>PENALTIES/YARDS</b>	123/993	104/836
------------------------	---------	---------

<b>FUMBLES/BALL LOST</b>	17/6	21/13
--------------------------	------	-------

	43	39
<b>TOUCHDOWNS</b>	43	39
Rushing	13	11
Passing	28	27
Returns	2	1

SCORE BY PERIOD	Q1	Q2	Q3	Q4	OT	PTS
BILLS	67	139	95	99	0	400
OPPONENTS	40	97	70	126	0	333

SCORING	TD	R	Pa	Rt	K-PAT	FG	S	Pts
Christie	0	0	0	0	41/41	33/41	0	140
Moulds	9	0	9	0	0/0	0/0	0	54
A. Smith	8	0	8	0	0/0	0/0	0	48
Riemersma	6	0	6	0	0/0	0/0	0	36
Reed	5	0	5	0	0/0	0/0	0	30
Gash	3	0	3	0	0/0	0/0	0	18
Thomas	3	2	1	0	0/0	0/0	0	18
L. Johnson	2	0	2	0	0/0	0/0	0	12
Early	1	0	1	0	0/0	0/0	0	6
Flutie	1	1	0	0	0/0	0/0	0	6
Hansen	1	0	0	1	0/0	0/0	0	6
R. Johnson	1	0	0	0	0/0	0/0	0	6
Linton	1	1	0	0	0/0	0/0	0	6
Northern	1	0	0	1	0/0	0/0	0	6
K. Williams	1	0	1	0	0/0	0/0	0	6
Washington	0	0	0	0	0/0	0/0	1	2
BILLS	43	13	28	2	41/41	33/41	1	400
OPP	39	11	27	1	28/28	21/26	0	333

**SACKS:** B. Smith 10.0, Hansen 7.5, Price 5.0, Rogers 4.5, Washington 4.5, Wiley 3.5, P. Williams 3.5, Northern 2.0, Smedley 2.0, Simmons LG 0.5, Simmons TM 0.5  
**BILLS:** 43.0  
**OPPONENTS:** 41.0

RUSHING	No.	Yds	Avg	Long	TD
A. Smith	300	1124	3.7	30	8
Thomas	93	381	4.1	17	2
Flutie	48	248	5.2	23	1
Linton	45	195	4.3	20	1
R. Johnson	24	123	5.1	32	1
K. Williams	5	46	9.2	28	0
Gash	11	32	2.9	11	0
Holmes TM	2	8	4.0	5	0
C. Williams	2	5	2.5	3	0
Van Pelt	1	-1	-1.0	-1	0
BILLS	531	2161	4.1	32	13
OPP	375	1493	4.0	46	11

RECEIVING	No.	Yds	Avg	Long	TD
Moulds	67	1368	20.4	84	9
Reed	63	795	12.6	67	5
K. Williams	29	392	13.5	55	1
Thomas	26	220	8.5	26	1
Riemersma	25	288	11.5	28	6
Early	19	217	11.4	37	1
Gash	19	165	8.7	20	3
L. Johnson	14	146	10.4	27	2
A. Smith	5	11	2.2	9	0
Linton	1	10	10.0	10	0
Holmes TM	1	9	9.0	9	0
BILLS	269	3621	13.5	84	28
OPP	294	3474	11.8	72	27

INTERCEPTIONS	No.	Yds	Avg	Long	TD
Schultz	6	48	8.0	24	0
Jones	3	0	0.0	0	0
Jackson	2	27	13.5	27	0
Cowart	2	23	11.5	23	0
Irvin	1	43	43.0	43	0
Northern	1	40	40.0	40	1
Martin	1	23	23.0	23	0
T. Smith	1	0	0.0	0	0
Washington	1	0	0.0	0	0
BILLS	18	204	11.3	43	1
OPP	14	65	4.6	18	0

PUNTING	No	Yds	Avg	Net	TB	In	Log	B
Mohr	69	2882	41.8	33.2	11	18	57	0
BILLS	69	2882	41.8	33.2	11	18	57	0
OPP	77	3459	44.9	37.5	10	13	69	0

PUNT RETURNS	Ret	FC	Yds	Avg	Long	TD
K. Williams	37	11	369	10.0	73	0
BILLS	37	11	369	10.0	73	0
OPP	32	17	374	11.7	75	1

KICKOFF RETURNS	No.	Yds	Avg	Long	TD
K. Williams	47	1059	22.5	46	0
Gash	3	41	13.7	17	0
L. Johnson	3	18	6.0	16	0
Cummings	1	21	21.0	21	0
Holmes TM	1	20	20.0	20	0
Riemersma	1	9	9.0	9	0
BILLS	56	1168	20.9	46	0
OPP	77	1638	21.3	55	0

FIELD GOALS	1-19	20-29	30-39	40-49	50+
Christie	1-1	10-12	12-14	9-11	1-3
BILLS	1-1	10-12	12-14	9-11	1-3
OPP	0-0	7-7	5-7	8-11	1-1

Christie: [21N,39N] ([36G][24G,51N,19G,38G,45G] [53N,39G][24G][42G,47G,44G][49N,22G,36G,25G] [40G,37G,44G,21G][31G,20G,40N][35G,24G] [35N,34G,26G,22G][20G,52G,46G,34G] [32G,49G,32G][28N,44G][35G])  
 OPPONENTS: (48G,47G,54G)[33G,27G][27G,25G] [48N][22G,33G,43G,41G][35G,23G,27G] ([38G] [49G,43G][39N,38G,39N][27G][44G,92N] ([48G,46N] )

## USUAL STARTERS

OFFENSE		
WR	80	Eric Moulds
LT	70	John Fina
LG	79	Ruben Brown
C	61	Dusty Zeigler
RG	72	Joe Panos
RT	60	Jerry Ostroski
TE	84	Lonnnie Johnson
WR	83	Andre Reed
FB	33	Sam Gash
RB	23	Antowain Smith
QB	7	Doug Flutie (10)
	11	Rob Johnson (6)

DEFENSE		
LE	90	Phil Hansen
NT	92	Ted Washington
RE	78	Bruce Smith
LOLB	59	Sam Rogers
LILB	52	John Holecak
RILB	56	Sam Cowart
ROLB	99	Gabe Northern
LCB	27	Ken Irvin
RCB	28	Thomas Smith
FS	24	Kurt Schultz
SS	20	Henry Jones

PASSING	Att	Cmp	Yds	Cmp%	Yds/Att	TD	TD%	Int	Int%	Long	Sack/Lost	Rating
Flutie	354	202	2711	57.1	7.66	20	5.6	11	3.1	84	12/78	87.4
R. Johnson	107	67	910	62.6	8.50	8	7.5	3	2.8	66	29/163	102.9
BILLS	461	269	3621	58.4	7.85	28	6.1	14	3.0	84	41/241	91.0
OPPONENTS	532	294	3474	55.3	6.53	27	5.1	18	3.4	72	43/276	78.2

# 1999 SEASON STATISTICS

11-5 | 2ND IN AFC EAST | HEAD COACH WADE PHILLIPS



Date	W/L Score	Opponent	Attendance
9/12	L 14-31	at Indianapolis	56,238
9/19	W 17-3	NY Jets	68,839
9/26	W 26-0	Philadelphia	70,872
10/4	W 23-18	at Miami	74,073
10/10	W 24-21	Pittsburgh	71,038
10/17	L 14-20	Oakland	71,113
10/24	L 16-26	at Seattle	66,301
10/31	W 13-10	at Baltimore	68,673
11/7	W 34-17	at Washington	78,721
11/14	W 23-3	Miami	72,810
11/21	L 7-17	at NY Jets	79,285
11/28	W 17-7	New England	72,111
12/12	L 17-19	NY Giants	72,527
12/19	W 31-21	at Arizona	64,337
12/26	W 13-10 (OT)	at New England	55,014
1/2	W 31-6	Indianapolis	61,959

**AFC WILD CARD PLAYOFF**

1/8	L 16-22	at Tennessee	66,782
-----	---------	--------------	--------

	BUF	OPP
<b>TOTAL FIRST DOWNS</b>	313	244
Rushing	117	73
Passing	173	144
Penalty	23	27
3rd Down: Made/Att	93/228	69/220
3rd Down Pct.	40.8	31.4
4th Down: Made/Att	11/21	6/18
4th Down: Pct.	52.4	33.3

**POSSESSION AVG.** 32:12 27:48

	BUF	OPP
<b>TOTAL NET YARDS</b>	5333	4045
Avg. Per Game	333.3	252.8
Total Plays	1059	950
Avg. Per Play	5.0	4.3

	BUF	OPP
<b>NET YARDS RUSHING</b>	2040	1370
Avg. Per Game	127.5	85.6
Total Rushes	519	407

	BUF	OPP
<b>NET YARDS PASSING</b>	3293	2675
Avg. Per Game	205.8	167.2
Sacked/Yards Lost	27/185	37/214
Gross Yards	3478	2889
Att./Completions	513/290	506/269
Completion Pct.	56.5	53.2
Had Intercepted	16	12

**PUNTS/AVERAGE** 73/38.9 93/41.7

**NET PUNTING AVG.** 33.9 34.5

**PENALTIES/YARDS** 97/789 97/790

**FUMBLES/BALL LOST** 17/11 14/9

	BUF	OPP
<b>TOUCHDOWNS</b>	35	23
Rushing	12	9
Passing	21	12
Returns	2	2

SCORE BY PERIOD	Q1	Q2	Q3	Q4	OT	PTS
BILLS	68	98	73	78	3	320
OPPONENTS	66	80	23	60	0	229

**SCORING**

Td	Ru	Pa	Rt	K-PAT	FG	S	Pts
Christie	0	0	0	0	33/33	25/34	0 108
Moulds	7	0	7	0	0/0	0/0	0 42
Linton	6	5	1	0	1*	0/0	0 38
A. Smith	6	6	0	0	0/0	0/0	0 36
Riemersma	4	0	4	0	0/0	0/0	0 24
P. Price	3	0	3	0	0/0	0/0	0 18
Collins	2	0	2	0	0/0	0/0	0 12
Gash	2	0	2	0	0/0	0/0	0 12
Flutie	1	1	0	0	0/0	0/0	0 6
Jones	1	0	0	1	0/0	0/0	0 6
Northern	1	0	0	1	0/0	0/0	0 6
Reed	1	0	1	0	0/0	0/0	0 6
Thomas	1	0	1	0	0/0	0/0	0 6
BILLS	35	12	21	23	33/35	25/32	320
OPP	23	9	12	22	22/22	23/31	229

2-Pt Conversions: **BILLS** 1-2, **OPP** 0-1

**SACKS:** B. Smith 7.0, Hansen 6.0, Wiley 5.0, Northern 3.5, Rogers 3.0, S. Price 2.5, Washington 2.5, P. Williams 2.5, Perry 1.5, Cowart 1.0, Cummings 1.0, Holecek 1.0, Moran 0.5  
**BILLS:** 37.0  
**OPPONENTS:** 27.0

RUSHING	No.	Yds	Avg	Long	TD
Linton	205	695	3.4	18	5
A. Smith	165	614	3.7	52†	6
Flutie	88	476	5.4	24†	1
Thomas	36	152	4.2	31	0
Johnson	8	61	7.6	25	0
Gordon	11	38	3.5	13	0
K. Williams	1	13	13.0	13	0
Moulds	1	1	1.0	1	0
Mohr	1	0	0.0	0	0
Van Pelt	1	-1	-1.0	-1	0
Hicks	1	-2	-2.0	-2	0
P. Price	1	-7	-7.0	-7	0
BILLS	519	2040	3.9	52†	12
OPP	407	1370	3.4	40	9

RECEIVING	No.	Yds	Avg	Long	TD
Moulds	65	994	15.3	54†	7
Reed	52	536	10.3	30	1
Riemersma	37	496	13.4	38	4
P. Price	31	393	12.7	45	3
K. Williams	31	381	12.3	35	0
Linton	29	228	7.9	28	1
Gash	20	163	8.2	31	2
Collins	9	124	13.8	45	2
Loud	6	66	11.0	20	0
Jackson	4	34	8.5	16	0
Thomas	3	37	12.3	23†	1
A. Smith	2	32	16.0	23	0
Hicks	1	-6	-6.0	-6	0
BILLS	290	3478	12.0	54†	21
OPP	269	2889	10.7	50	12

INTERCEPTIONS	No.	Yds	Avg	Long	TD
Schultz	3	26	8.7	26	0
Winfield	2	13	6.5	10	0
Wiley	1	52	52.0	52	0
Holecek	1	35	35.0	35	0
T. Smith	1	29	29.0	29	0
Rogers	1	24	24.0	24	0
Irvin	1	1	1.0	1	0

	Greer	Martin	BILLS	OPP
1	0	0.0	0	0
1	0	0.0	0	0
12	180	15.0	52	0
16	288	18.0	74†	1

**PUNTING**

No.	Yds	Avg	Net	TB	In	Log	B
Mohr	73	2840	38.9	33.9	7	20	60.0
BILLS	73	2840	38.9	33.9	7	20	60.0
OPP	93	3875	41.7	34.5	16	22	60.0

**PUNT RETURNS**

Ret	Fc	Yds	Avg	Long	TD	
K. Williams	33	17	331	10.0	27	0
P. Price	1	0	16	16.0	16	0
BILLS	34	17	347	10.2	27	0
OPP	23	25	226	9.8	26	0

**KICKOFF RETURNS**

No.	Yds	Avg	Long	TD	
K. Williams	42	840	20.0	62	0
Loud	2	26	13.0	15	0
Porter	2	41	20.5	24	0
Collins	1	6	6.0	6	0
Gash	1	13	13.0	13	0
Gordon	1	11	11.0	11	0
Jones	1	37	37.0	37†	1
P. Price	1	27	27.0	27	0
BILLS	51	1001	19.6	62	1
OPP	68	1504	22.1	93	0

**FIELD GOALS**

	1-19	20-29	30-39	40-49	50+
Christie	2-2	10-10	7-10	3-9	3-3
BILLS	2-2	10-10	7-10	3-9	3-3
OPP	0-0	8-8	9-11	6-9	0-3

Christie: (36G,29G)(44N,45N,35G)  
(24G,29G,19G,36G,49N)(26G,52G,31G)(29G,36N)  
(1)50G)(25G,40G)(23G,20G)(31G,48G,47G,35N)  
(40N,45N)(28G)(50G,39,48N)(33G)(39G,23G)(19G)  
**OPPONENTS:** (45B,35G)(31G)(50N)  
(30G,44G,26G,26G)(1)25G,32G,32N)  
(40G,21G,42G,34G)(37G,51B)(55N,41G)(30G)  
(36G)(1)42G,21G,21G,48G(1)44N,38G,33N,44N)  
(27G,24G)

**USUAL STARTERS**

OFFENSE	WR	LT	LG	C	RG	RT	TE	WR	FB	RB	QB										
80	Eric Moulds	70	John Fina	79	Ruben Brown	60	Jerry Ostroski	61	Dusty Zeigler	77	Robert Hicks	85	Jay Riemersma	83	Andre Reed	33	Sam Gash	23	Antwain Smith	7	Doug Flutie

DEFENSE	LE	NT	RE	LOLB	LILB	RILB	ROLB	LCB	RCB	FS	SS										
90	Phil Hansen	92	Ted Washington	78	Bruce Smith	59	Sam Rogers	52	John Holecek	56	Sam Cowart	99	Gabe Northern	27	Ken Irvin	28	Thomas Smith	24	Kurt Schulz	20	Henry Jones

PASSING	Att	Cmp	Yds	Cmp%	Yds/Att	TD	TD%	Int	Int%	Long	Sack/Lost	Rating
Flutie	478	264	3171	55.2	6.63	19	4.0	16	3.3	54†	26/176	75.1
Johnson	34	25	298	73.5	8.76	2	5.9	0	0.0	42	1/9	119.5
Van Pelt	1	1	9	100.0	9.00	0	0.0	0	0.0	9	0/0	104.2
BILLS	513	290	3478	56.5	6.78	21	4.1	16	3.1	54†	27/185	78.1
OPPONENTS	506	269	2889	53.2	5.71	12	2.4	12	2.4	50	37/214	68.2

# 2000 SEASON STATISTICS



8-8 | 4TH IN AFC EAST | HEAD COACH WADE PHILLIPS

Date	W/L Score	Opponent	Attendance
9/3	W 16-13	Tennessee	72,492
9/10	W 27-18	Green Bay	72,722
9/17	L 14-27	at NY Jets	77,884
10/1	L 16-18	Indianapolis	72,617
10/8	L 13-22	at Miami	73,901
10/15	W 27-24(OT)	San Diego	72,351
10/22	L 27-31	at Minnesota	64,116
10/29	W 23-20	NY Jets	72,861
11/5	W 16-13(OT)	at New England	60,292
11/12	W 20-3	Chicago	72,420
11/19	W 21-17	at Kansas City	78,457
11/26	L 17-31	at Tampa Bay	65,546
12/3	L 6-33	Miami	73,002
12/11	L 20-44	at Indianapolis	56,671
12/17	L 10-13(OT)	New England	47,230
12/23	W 42-23	at Seattle	61,025

TOTAL FIRST DOWNS	BUF	OPP
Rushing	309	252
Passing	111	76
Penalty	174	153
3rd Down: Made/Att	24	23
3rd Down Pct.	92/247(81)	219
4th Down: Made/Att	37.2	37.0
4th Down Pct.	9/12	7/11
4th Down Pct.	75.0	63.6

POSSESSION AVG.	31:25	28:35
-----------------	-------	-------

TOTAL NET YARDS	5498	4426
Avg. Per Game	343.6	276.6
Total Plays	1080	966
Avg. Per Play	5.1	4.6

NET YARDS RUSHING	1922	1559
Avg. Per Game	120.1	97.4
Total Rushes	475	444

NET YARDS PASSING	3576	2867
Avg. Per Game	223.5	179.2
Sacked/Yards Lost	59/360	42/308
Gross Yards	3936	3175
Att./Completions	546/312	480/283
Completion Pct.	57.1	59.0
Had Intercepted	10	16

PUNTS/AVERAGE	96/38.1	92/42.0
---------------	---------	---------

NET PUNTING AVG.	31.4	38.4
------------------	------	------

PENALTIES/YARDS	101/913	103/905
-----------------	---------	---------

FUMBLES/BALL LOST	28/13	30/13
-------------------	-------	-------

TOUCHDOWNS	34	37
Rushing	11	13
Passing	20	18
Returns	3	6

SCORE BY PERIOD	Q1	Q2	Q3	Q4	OT	PTS
BILLS	54	97	40	118	6	315
OPPONENTS	46	93	76	132	3	350

SCORING	TD	Ru	Pa	Rt	K-PAT	FG	S	Pts
Christie	0	0	0	0	31/31	26/35	0	109
Morris	6	5	1	0	0/0	0/0	0	36
Moulds	5	0	5	0	0/0	0/0	0	30
Riemersma	5	0	5	0	0/0	0/0	0	30
Smith	4	4	0	0	0/0	0/0	0	24
P. Price	3	0	3	0	0/0	0/0	0	18
Bryson	2	0	2	0	1*	0/0	0	14
McDaniel	2	0	2	0	0/0	0/0	0	12
Flutie	1	1	0	0	0/0	0/0	0	6
S. Jackson	1	0	1	0	0/0	0/0	0	6
Johnson	1	1	0	0	0/0	0/0	0	6
H. Jones	1	0	0	1	0/0	0/0	0	6
Linton	1	0	1	0	0/0	0/0	0	6
Ostroski	1	0	0	1	0/0	0/0	0	6
Porter	1	0	0	1	0/0	0/0	0	6
BILLS	34	11	20	3	31/31	26/35	3	15
OPP	37	13	18	6	33/33	29/33	1	350

2-P Conversion: BILLS 1-7, OPP 0-0

**SACKS:** Wiley 10.5, Newman 8.0, Cowart 5.5, Rogers 5.0, Washington 2.5, Williams 2.5, Flowers 2.0, Hansen 2.0, F. Jones 1.0, Larsen 1.0, Moore 1.0, S. Price 1.0

BILLS : 42.0

OPPONENTS : 59.0

RUSHING	No.	Yds	Avg	Long	TD
Bryson	161	591	3.7	24	0
Smith	101	354	3.5	59	4
Morris	93	341	3.7	32	5
Johnson	42	307	7.3	23	1
Flutie	36	161	4.5	32	1
Linton	38	112	2.9	12	0
P. Price	2	32	16.0	27	0
Moulds	2	24	12.0	20	0
BILLS	475	1922	4.0	59	11
OPP	444	1559	3.5	39	13

RECEIVING	No.	Yds	Avg	Long	TD
Moulds	94	1326	14.1	52	5
P. Price	52	762	14.7	42	3
McDaniel	43	697	16.2	74	2
Morris	37	268	7.2	24	1
Bryson	32	271	8.5	32	2
Riemersma	31	372	12.0	35	5
Collins	6	72	12.0	23	0
S. Jackson	5	36	7.2	12	1
Cavil	4	66	16.5	39	0
Smith	3	20	6.7	9	0
Linton	3	8	2.7	4	1
Porter	1	44	44.0	44	0
Johnson	1	-6	-6.0	-6	0
BILLS	312	3936	12.6	74	20
OPP	283	3175	11.2	63	18

INTERCEPTIONS	No.	Yds	Avg	Long	TD
Carpenter	5	63	12.6	22	0
H. Jones	2	45	22.5	45	1
Cowart	2	4	2.0	2	0
Irvin	2	1	0.5	1	0
Rogers	1	10	10.0	10	0
Winfield	1	8	8.0	8	0
Flowers	1	0	0.0	0	0
Holecek	1	0	0.0	0	0
Porter	1	0	0.0	0	0
BILLS	16	131	8.2	45	1
OPP	10	112	11.2	40	1

PUNTING	No	Yds	Avg	Net	TB	In	Log	B
Mohr	95	3661	38.5	31.4	5	19	57	1
BILLS	96	3661	38.1	31.4	5	19	57	1
OPP	92	3865	42.0	38.4	7	37	70	0

PUNT RETURNS	Ref	FC	Yds	Avg	Long	TD
Watson	33	18	163	4.9	20	0
P. Price	5	5	27	5.4	12	0
BILLS	38	23	190	5.0	20	0
OPP	51	21	544	10.7	73	1

KICKOFF RETURNS	No.	Yds	Avg	Long	TD
Watson	44	894	20.3	37	0
Black	9	165	18.3	26	0
Bryson	8	122	15.3	26	0
Linton	3	40	13.3	17	0
Cavil	1	1	1.0	1	0
Foreman	1	19	19.0	19	0
H. Jones	1	4	4.0	4	0
Morris	1	17	17.0	17	0
Smith	1	0	0.0	0	0
BILLS	69	1262	18.3	37	0
OPP	70	1524	21.8	97	2

FIELD GOALS	1-19	20-29	30-39	40-49	50+
Christie	2-2	11-13	4-6	9-13	0-1
BILLS	2-2	11-13	4-6	9-13	0-1
OPP	1-1	11-12	11-13	5-5	1-2

Christie: (51N,42G,41G,33G)(45G,20G)(43B)(19G,30G,27G)(45G,23G)(29G,46G)(25G,48G)(20G,44B,29G,34G)(19G,48G,32G)(27G,42G,39N)(42N,28G)(47N)(29G,46G)(25G,23B,30B)(26N) OPPONENTS: (38G,27G,60N)(24G)(51G,33N,27G)(45G)(30G,33G)(36G)(38G,20G,21G)(40G,36G)(48G,43G)(24G)(19G,35B)(45G)(32G,31G,20G,26G)(37G,23G,39G)(22G,27N,24G)(38G)

## USUAL STARTERS

### OFFENSE

WR	80	Eric Moulds
LT	70	John Fina
LG	79	Ruben Brown
C	60	Jerry Ostroski
RG	74	Jamie Nail
RT	69	Marcus Spriggs (9)
	77	Robert Hicks (7)
TE	85	Jay Riemersma
WR	81	Peerless Price
WR	86	Jeremy McDaniel
RB	38	Shawn Bryson
QB	11	Rob Johnson

### DEFENSE

LE	90	Phil Hansen (8)
	91	Shawn Price (6)
NT	92	Ted Washington
RE	75	Marcellus Wiley
SOLB	53	Keith Newman
SILB	52	John Holecek
WILB	56	Sam Cowart
WOLB	59	Sam Rogers
LCB	26	Antoine Winfield
RCB	27	Ken Irvin
FS	29	Keion Carpenter
SS	20	Henry Jones

## PASSING

	Att	Cmp	Yds	Cmp%	Yds/Att	TD	TD%	Int	Int%	Long	Sack/Lost	Rating
Johnson	306	175	2125	57.2	6.94	12	3.9	7	2.3	74	49/292	82.2
Flutie	231	132	1700	57.1	7.36	8	3.5	3	1.3	52	10/68	86.5
Van Pelt	8	4	67	50.0	8.38	0	0.0	0	0.0	36	0/0	78.6
Mohr	1	1	44	100.0	44.00	0	0.0	0	0.0	44	0/0	118.8
BILLS	546	312	3936	57.1	7.21	20	3.7	10	1.8	74	59/360	84.3
OPPONENTS	480	283	3175	59.0	6.61	18	3.8	16	3.3	63	42/308	77.4



# 2001 SEASON STATISTICS

3-13 | 5TH IN AFC EAST | HEAD COACH GREGG WILLIAMS



Date	W/L Score	Opponent	Attendance
9/9	L 6-24	New Orleans	71,447
9/23	L 26-42	at Indianapolis	56,135
9/30	L 3-20	Pittsburgh	72,874
10/7	L 36-42	NY Jets	77,654
10/18	W 13-10	at Jacksonville	58,893
10/28	L 24-27	at San Diego	63,698
11/4	L 14-30	Indianapolis	63,786
11/11	L 11-21	at New England	60,292
11/18	L 20-23	Seattle	60,836
11/25	L 27-34	Miami	73,063
12/2	L 0-35	at San Francisco	67,252
12/9	W 25-24	Carolina	44,549
12/16	L 9-12 (OT)	New England	45,527
12/23	L 30-33	at Atlanta	43,320
12/30	W 14-9	at NY Jets	78,200
1/6	L 7-34	at Miami	73,428

TOTAL FIRST DOWNS	BUF	OPP
Rushing	287	302
Passing	75	122
Penalty	180	154
3rd Down: Made/Att	32	26
3rd Down Pct.	75/217	86/205
4th Down: Made/Att	34.6	42.0
4th Down Pct.	12/24	4/9
	58.3	43.5

POSSESSION AVG.	29:00	31:00
-----------------	-------	-------

TOTAL NET YARDS	5137	5292
Avg. Per Game	321.1	330.8
Total Plays	1009	969
Avg. Per Play	5.1	5.5

NET YARDS RUSHING	1686	2133
Avg. Per Game	105.4	133.3
Total Rushes	406	482

NET YARDS PASSING	3451	3159
Avg. Per Game	215.7	197.4
Sacked/Yards Lost	46/271	34/219
Gross Yards	3722	3378
Att./Completions	557/327	453/284
Completion Pct.	58.7	62.7
Had Intercepted	20	11

PUNTS/AVERAGE	80/40.8	66/43.0
---------------	---------	---------

NET PUNTING AVG.	33.8	36.2
------------------	------	------

PENALTIES/YARDS	123/954	93/835
-----------------	---------	--------

FUMBLES/BALL LOST	26/13	26/8
-------------------	-------	------

TOUCHDOWNS	31	48
Rushing	9	20
Passing	18	23
Returns	4	5

SCORE BY PERIOD	Q1	Q2	Q3	Q4	OT	Pts
BILLS	33	89	56	87	0	265
OPPONENTS	91	115	83	128	3	280

SCORING	TD	Ru	Pa	Rt	K-PAT	FG	S	Pts
Arians	0	0	0	0	16/17	12/21	0	52
P. Price	7	0	7	0	0/0	0/0	0	42
Moulds	5	0	5	0	1*	0/0	0	32
Graham	0	0	0	0	7/7	6/8	0	25
Centers	4	2	2	0	0/0	0/0	0	24
Henry	4	4	0	0	0/0	0/0	0	24
Riemersma	3	0	3	0	0/0	0/0	0	18
Bryson	2	2	0	0	0/0	0/0	0	12
Clements	2	0	0	2	0/0	0/0	0	12
Spoon	2	0	0	2	0/0	0/0	0	12
S. Jackson	1	0	1	0	0/0	0/0	0	6
Johnson	1	1	0	0	0/0	0/0	0	6
BILLS	31	9	18	4	23/24	18/29	0	265
OPP	48	20	23	5	48/48	28/37	0	420
2-Pt Conversions:	BILLS	1-7	OPP	0-0				

**SACKS:** Schobel 6.5, Newman 3.5, Fisher 3.0, Hansens 3.0, Office 3.0, Foreman 2.5, Flowers 2.0, S. Price 2.0, Robertson 2.0, Williams 1.5, Wright 1.5, Clements 1.0, Larsen 1.0, Prioleau 1.0, Jones 0.5  
**BILLS:** 34.0  
**OPPONENTS:** 46.0

RUSHING	No	Yds	Avg	Lg	TD
Henry	213	729	3.4	25	4
Bryson	80	341	4.3	68†	2
Johnson	36	241	6.7	23	1
Centers	34	160	4.7	50	2
P. Price	6	97	16.2	31	0
Morris	20	72	3.6	10	0
Van Pelt	12	33	2.8	15	0
T. Brown	1	10	10.0	10	0
Moulds	3	3	1.0	6	0
Moorman	1	0	0.0	0	0
BILLS	406	1686	4.2	68†	9
OPP	482	2133	4.4	47	20

RECEIVING	No	Yds	Avg	Lg	TD
Centers	80	620	7.8	26	2
Moulds	67	904	13.5	80†	5
P. Price	55	895	16.3	70†	7
Riemersma	53	590	11.1	36	3
Henry	22	179	8.1	40	0
Germany	12	203	16.9	39	0
McDaniel	11	129	11.7	22	0
Bryson	9	59	6.6	23	0
Black	8	90	11.3	25	0
Morris	7	36	5.1	11	0
Crosby	2	16	8.0	9	0
S. Jackson	1	1	1.0	1†	1
BILLS	327	3722	11.4	80†	18
OPP	284	3378	11.9	63†	23

INTERCEPTIONS	No	Yds	Avg	Lg	TD
Clements	3	48	16.0	48†	1
Spoon	2	51	25.5	44†	2
Winfield	2	0	0.0	0	0
Watson	1	23	23.0	23	0
Hansen	1	17	17.0	17	0
Irvin	1	0	0.0	0	0
Tillman	1	0	0.0	0	0
BILLS	11	139	12.6	48†	3
OPP	20	390	19.5	100†	2

PUNTING	No	Yds	Avg	Net	TB	In	Lg	B
Moorman	80	3262	40.8	33.8	7	16	66	0
BILLS	80	3262	40.8	33.8	7	16	66	0
OPP	66	2836	43.0	36.2	11	27	77	0

PUNT RETURNS	Ret	FC	Yds	Avg	Long	TD
P. Price	19	8	110	5.8	24	0
Clements	4	1	81	20.3	66†	1
Black	1	0	34	34.0	34	0
BILLS	24	9	225	9.4	66†	1
OPP	40	9	418	10.5	48	0

KICKOFF RETURNS	No	Yds	Avg	Long	TD
Clements	30	628	20.9	37	0
Black	25	498	19.9	29	0
Bryson	16	299	18.7	32	0
Driver	7	130	18.6	23	0
Watson	5	96	19.2	30	0
BILLS	83	1651	19.9	37	0
OPP	52	987	19.0	72	0

FIELD GOALS	1-19	20-29	30-39	40-49	50+
Arians	0-0	6-6	2-4	4-11	0-0
Graham	0-0	4-4	0-4	2-4	0-0
BILLS	0-0	10-10	2-4	6-15	0-0
OPP	0-0	7-8	12-15	6-11	3-3

Arians:  
 (37G,22G)|(48G,37N,49G)|(49N,23G)|(28G)  
 (41N,39N,30G,46G)|(41G,45N,44B)|(48B)|(24G,  
 49N)|(25G,26G,45N)|( )  
 Graham: (49N)|(20G,27G)|(43N,41G,25G,41G)|(28G)  
 ( )  
 OPPONENTS: (31G)|(45N)|(33N,30G,52G)  
 ( )|(41G)|(37G,25G,36N,41N)|(34G,41G,47G)  
 (43N,45N)|(40G,38G,51G)|(25G,39G)|(32N,22B)  
 (37G)|(40G,32G,25G,23G)|(35G,32G,43G,52G)  
 (33G,28G,32G)|(22G,49N,20G)

## USUAL STARTERS

OFFENSE		
WR	80	Eric Moulds
LT	70	John Fina
LG	79	Ruben Brown
C	63	Bill Conaty
RG	71	Corey Hulsey
RT	75	Jonas Jennings
TE	85	Jay Riemersma
WR	81	Peerless Price
FB	37	Larry Centers
RB	20	Travis Henry
QB	10	Alex Van Pelt (8)
	11	Rob Johnson (8)

DEFENSE		
LE	90	Phil Hansen
LT	91	Shawn Price
RT	93	Pat Williams
RE	94	Aaron Schobel
SLB	53	Keith Newman
MLB	58	Brandon Spoon
WLB	55	Jay Foreman
LCB	26	Antoine Winfield
RCB	22	Nate Clements
FS	29	Keion Carpenter (10)
	28	Travares Tillman (6)
SS	39	Raion Hill

PASSING	Att	Cmp	Yds	Cmp%	Yds/Att	TD	TD%	Int	Int%	Long	Sack/Lost	Rating
Van Pelt	307	178	2056	58.0	6.70	12	3.9	11	3.6	80†	14/73	76.4
Johnson	216	134	1465	62.0	6.78	5	2.3	7	3.2	61†	31/196	76.3
T. Brown	33	15	201	45.5	6.09	1	3.0	2	6.1	34	1/2	50.2
Moorman	1	0	0	0.0	0.00	0	0.0	0	0.0	0	0/0	39.6
BILLS	557	327	3722	58.7	6.68	18	3.2	20	3.6	80†	46/271	74.7
OPPONENTS	453	284	3378	62.7	7.46	23	5.1	11	2.4	63†	34/219	92.2

# 2002 SEASON STATISTICS

8-8 | 4TH IN AFC EAST | HEAD COACH GREGG WILLIAMS



Date	W/L Score	Opponent	Attendance
9/8	L 31-37	(OT) NY Jets	72,751
9/15	W 45-39	(OT) at Minnesota	64,047
9/22	L 23-28	at Denver	75,359
9/29	W 33-27	(OT) Chicago	72,780
10/6	L 31-49	Oakland	73,038
10/13	W 31-24	at Houston	70,120
10/20	W 23-10	at Miami	73,180
10/27	W 24-17	Detroit	72,710
11/3	L 7-38	New England	73,448
11/17	L 16-17	at Kansas City	77,951
11/24	L 13-31	at NY Jets	78,745
12/1	W 38-21	Miami	73,287
12/8	L 17-27	at New England	68,436
12/15	W 20-13	San Diego	61,838
12/22	L 0-10	at Green Bay	64,106
12/29	W 27-9	Cincinnati	47,850

TOTAL FIRST DOWNS	355	303
Rushing	90	107
Passing	218	160
Penalty	47	36
3rd Down: Made/Att	90/212	76/207
3rd Down Pct.	42.5	36.7
4th Down: Made/Att	7/12	10/23
4th Down Pct.	58.3	43.5

POSSESSION AVG.	30:56	29:04
-----------------	-------	-------

TOTAL NET YARDS	5591	5189
Avg. Per Game	349.4	324.3
Total Plays	1054	999
Avg. Per Play	5.3	5.2

NET YARDS RUSHING	1596	2122
Avg. Per Game	99.8	132.6
Total Rushes	388	473

NET YARDS PASSING	3995	3067
Avg. Per Game	249.7	191.7
Sacked/Yards Lost	54/369	31/212
Gross Yards	4364	3279
Att./Completions	612/377	495/281
Completion Pct.	61.6	56.8
Had Intercepted	15	10

PUNTS/AVERAGE	67/42.4	71/39.9
---------------	---------	---------

NET PUNTING AVG.	36.0	35.2
------------------	------	------

PENALTIES/YARDS	112/103	1117/1053
-----------------	---------	-----------

FUMBLES/BALL LOST	29/16	20/9
-------------------	-------	------

TOUCHDOWNS	44	49
Rushing	17	20
Passing	24	24
Returns	3	5

SCORE BY PERIOD	Q1	Q2	Q3	Q4	OT	PTS
BILLS	48	141	97	81	12	379
OPPONENTS	85	129	61	116	6	397

SCORING	TD	Ru	Pa	Rt	K-PAT	FG	S	PTS
Hollis	0	0	0	0	40/40	25/33	0	115
Henry	14	13	1	0	-	-	0	84
Moulds	10	0	10	0	-	-	0	60
P. Price	9	0	9	0	-	-	0	54
Bledsoe	2	2	0	0	-	-	0	12
Centers	2	2	0	0	-	-	0	12
Moore	2	0	2	0	-	-	0	12
Reed	2	0	2	0	-	-	0	12
Clements	1	0	0	1	-	-	0	6
Edwards	1	0	0	1	-	-	0	6
Rogers	1	0	0	1	-	-	0	6
BILLS	44	17	24	3	40/40	25/33	0	379
OPP	49	20	24	5	44/46	19/26	0	397

2-Pt Conversions: BILLS 0-2, OPP 1-2

**SACKS:** Schobel 8.5, Ahanotu 5.0, Fletcher 3.0, Newman 3.0, Wire 3.0, Edwards 2.5  
 Prioleau 1.0, P. Williams 0.5,  
 BILLS : 31.0  
 OPPONENTS : 54.0

RUSHING	No.	Yds	Avg	Long	TD
Henry	325	1438	4.4	34	13
Bledsoe	27	67	2.5	11	2
Centers	11	56	5.1	13	2
Bryson	13	35	2.7	10	0
Burns	5	7	1.4	6	0
Moulds	1	7	7.0	7	0
Morris	2	5	2.5	5	0
Moorman	1	-6	-6.0	-6	0
P. Price	3	-13	-4.3	1	0
BILLS	388	1596	4.1	34	17
OPP	473	2122	4.5	55†	20

RECEIVING	No.	Yds	Avg	Long	TD
Moulds	100	1292	12.9	70†	10
P. Price	94	1252	13.3	73†	9
Centers	43	388	9.0	25	0
Henry	43	309	7.2	26†	1
Reed	37	509	13.8	42	2
Riemersma	32	350	10.9	29	0
Moore	16	141	8.8	19	2
Crosby	4	33	8.3	11	0
Morris	3	48	16.0	18	0
Johnson	3	39	13.0	22	0
Bryson	1	9	9.0	9	0
R. Brown	1	-6	-6.0	-6	0
BILLS	377	4364	11.6	73†	24
OPP	281	3279	11.7	81	24

INTERCEPTIONS	No.	Yds	Avg	Long	TD
Clements	6	82	13.7	42	1
Thomas	1	31	31.0	31	0
E. Robinson	1	21	21.0	21	0
Brooks	1	13	13.0	13	0
Watson	1	0	0.0	0	0
BILLS	10	147	14.7	42	1
OPP	15	274	18.3	81†	1

PUNTING	No	Yds	Avg	Net	TB	In	Log	B
Moorman	66	2844	43.1	36.0	7	18	84	1
BILLS	67	2844	42.4	36.0	7	18	84	1
OPP	71	2834	39.9	35.2	9	15	70	0

PUNT RETURNS	Ret	FC	Yds	Avg	Long	TD
Rogers	26	11	137	5.3	16	0
Clements	4	0	20	5.0	11	0
BILLS	30	11	157	5.2	16	0
OPP	29	13	294	10.1	61	0

KICKOFF RETURNS	No.	Yds	Avg	Long	TD
Rogers	64	1280	20.0	90†	1
Crosby	3	45	15.0	18	0
Bryson	1	18	18.0	18	0
Burns	1	35	35.0	35	0
Driver	1	27	27.0	27	0
Morris	1	0	0.0	0	0
Clements	0	0	0.0	0	0
BILLS	71	1405	19.8	90†	1
OPP	76	1634	21.5	98†	2

FIELD GOALS	1-19	20-29	30-39	40-49	50+
Hollis	0-0	7-8	8-10	7-10	3-5
BILLS	0-0	7-8	8-10	7-10	3-5
OPP	1-1	5-5	7-7	5-12	1-1

Hollis: (52G, 50N)|(52G, 20G, 20G, 54G, 44N)  
 (38G)|(48G, 49G, 39B)|(30G)|(33G|(46G, 26G, 44G)  
 (33G)|(50N, 25N, 45N)|(23G, 33G, 27G)|(43G, 40G)  
 (39G, 46N)|(26G)|(42G, 36G)|(33N)|(32G, 25G)  
 OPPONENTS: (34G, 45G, 48N, 33G)|(29G, 22G,  
 44N)|(49N)|(46G, 24G)|(26G)|(42G)|(35G)|(46G)  
 (38G, 45N)|(23G, 45N)|(39G, 46G, 43N)|(39G,  
 44N, 53G)|(33G)|(19G)

## USUAL STARTERS

OFFENSE		
WR	80	Eric Moulds
LT	75	Jonas Jennings
LG	79	Ruben Brown
C	70	Trey Teague
RG	71	Marques Sullivan
RT	75	Mike Williams
TE	85	Jay Riemersma
WR	81	Peerless Price
FB	37	Larry Centers (7)
	41	Phil Crosby
RB	20	Travis Henry
QB	11	Drew Bledsoe

DEFENSE		
LE	72	Chidi Ahanotu
LT	98	Ron Edwards
RT	93	Pat Williams
RE	94	Aaron Schobel
SLB	53	Keith Newman
MLB	58	London Fletcher
WLB	55	Eddie Robinson
LCB	26	Antoine Winfield
RCB	22	Nate Clements
FS	22	Pierson Prioleau
SS	27	Coy Wire

PASSING	Att	Cmp	Yds	Cmp%	Yds/Att	TD	TD%	Int	Int%	Long	Sack/Lost	Rating
Bledsoe	610	375	4359	61.5	7.15	24	3.9	15	2.5	73†	54/369	86.0
Van Pelt	2	2	5	100.0	2.50	0	0.0	0	0.0	4	0/0	79.2
BILLS	612	377	4364	61.6	7.13	24	3.9	15	2.5	73†	54/369	86.0
OPPONENTS	495	281	3279	56.8	6.62	24	4.8	10	2.0	81	31/212	84.7

# 2003 SEASON STATISTICS

6-10 | 3RD IN AFC EAST | HEAD COACH GREGG WILLIAMS



Date	W/L Score	Opponent	Attendance
9/7	W 31-0	New England	73,262
9/14	W 38-17	at Jacksonville	58,613
9/21	L 7-17	at Miami	73,458
9/28	L 13-23	Philadelphia	73,305
10/5	W 22-16	(OT) Cincinnati	72,615
10/12	L 3-30	at NY Jets	77,740
10/19	W 24-7	Washington	73,149
10/26	L 5-38	at Kansas City	78,689
11/9	L 6-10	at Dallas	63,770
11/16	L 10-12	Houston	72,677
11/23	L 14-17	Indianapolis	73,004
11/30	W 24-7	at NY Giants	78,481
12/7	W 17-6	NY Jets	72,791
12/14	L 26-28	at Tennessee	68,809
12/21	L 3-20	Miami	73,319
12/27	L 0-31	at New England	68,436

	BUF	OPP
<b>TOTAL FIRST DOWNS</b>	268	270
Rushing	96	92
Passing	150	153
Penalty	22	25
3rd Down: Made/Att	67/212	86/225
3rd Down Pct.	31.6	38.2
4th Down: Made/Att	13/25	7/13
4th Down: Pct.	52.0	53.8

<b>POSSESSION AVG.</b>	29:40	30:20
------------------------	-------	-------

<b>TOTAL NET YARDS</b>	4348	4313
Avg. Per Game	271.8	269.6
Total Plays	980	1010
Avg. Per Play	4.4	4.3

<b>NET YARDS RUSHING</b>	1664	1606
Avg. Per Game	104.0	100.4
Total Rushes	427	464

<b>NET YARDS PASSING</b>	2684	2707
Avg. Per Game	167.8	169.2
Sacked/Yards Lost	51/385	38/231
Gross Yards	3069	2938
Att./Completions	502/293	508/285
Completion Pct.	58.4	56.1
Had Intercepted	17	10

<b>PUNTS/AVERAGE</b>	85/44.6	93/38.2
----------------------	---------	---------

<b>NET PUNTING AVG.</b>	37.1	34.2
-------------------------	------	------

<b>PENALTIES/YARDS</b>	106/891	110/996
------------------------	---------	---------

<b>FUMBLES/BALL LOST</b>	36/17	22/8
--------------------------	-------	------

<b>TOUCHDOWNS</b>	27	30
Rushing	13	11
Passing	11	18
Returns	3	1

<b>SCORE BY PERIOD</b>	Q1	Q2	Q3	Q4	OT	PTS
BILLS	34	81	58	64	6	243
OPPONENTS	54	93	51	78	0	279

<b>SCORING</b>	TD	Ru	Pa	Rt	K-PAT	FG	S	PTS
Hollis	0	0	0	0	24/24	17/24	0	75
Henry	11	10	1	0	0/0	0/0	0	66
Shaw	4	0	4	0	0/0	0/0	0	24
Bledsoe	2	2	0	0	0/0	0/0	0	12
Moore	2	0	2	0	0/0	0/0	0	12
Reed	2	0	2	0	0/0	0/0	0	12
Adams	1	0	0	1	0/0	0/0	0	6
Campbell	1	0	1	0	0/0	0/0	0	6
Clements	1	0	0	1	0/0	0/0	0	6
Morris	1	1	0	0	0/0	0/0	0	6
Moulds	1	0	1	0	0/0	0/0	0	6
P. Williams	1	0	0	1	0/0	0/0	0	6
Prioleau	0	0	0	0	0/0	0/0	1	2
Team	0	0	0	0	0/0	0/0	2	4
BILLS	27	13	11	3	24/24	17/24	3	243
OPP	30	11	18	12	6/26	23/31	279	

\*2-Pt Conversions: **BILLS** 0-2, **OPP** 2-4  
**SACKS:** Schobel 11.5, Posey 5.5, Adams 5.0, Denney 3.5, Milloy 3.0, Fletcher 2.0, Spikes 2.0, McGee 1.0, Winfield 1.0, Wire 1.0, Edwards 0.5, Prioleau 0.5, K. Thomas 0.5,  
**BILLS:** 38. 0  
**OPPONENTS:** 51. 0

<b>RUSHING</b>	No.	Yds	Avg	Long	TD
Henry	331	1356	4.1	64	10
Burns	39	113	2.9	12	0
Morris	19	70	3.7	12	1
Reed	3	38	12.7	16	0
Bledsoe	24	29	1.2	11	2
Moorman	1	21	21.0	21	0
A. Brown	1	17	17.0	17	0
Neufeld	1	14	14.0	14	0
T. Brown	1	5	5.0	5	0
Simonton	2	4	2.0	2	0
Gash	1	3	3.0	3	0
Van Pelt	4	-6	-1.5	-1	0
BILLS	427	1664	3.9	64	13
OPP	464	1606	3.5	62	11

<b>RECEIVING</b>	No.	Yds	Avg	Long	TD
Moulds	64	780	12.2	49	1
Reed	58	588	10.1	26	2
Shaw	56	732	13.1	54	4
Campbell	34	339	10.0	31	1
Henry	28	158	5.6	18	1
Morris	14	100	7.1	24	0
Gash	11	83	7.5	18	0
Coleman	8	69	8.6	12	0
Moore	7	82	11.7	28	2
Burns	7	62	8.9	14	0
Neufeld	3	41	13.7	25	0
Aiken	3	35	11.7	19	0
BILLS	293	3069	10.5	54	11
OPP	285	2938	10.3	77	18

<b>INTERCEPTIONS</b>	No.	Yds	Avg	Long	TD
Clements	3	54	18.0	54	1
McGee	2	5	2.5	3	0
Spikes	2	1	0.5	1	0
Adams	1	37	37.0	37	1
Winfield	1	11	11.0	11	0
Schobel	1	6	6.0	6	0
BILLS	10	114	11.4	54	2
OPP	17	186	10.9	74	1

<b>PUNTING</b>	No.	Yds	Avg	Net	TB	In	Log	B
Moorman	85	3788	44.6	37.1	3	20	71	0
BILLS	85	3788	44.6	37.1	3	20	71	0
OPP	93	3553	38.2	34.2	6	24	53	1

<b>PUNT RETURNS</b>	Ret	FC	Yds	Avg	Long	TD
A. Brown	25	10	111	4.4	18	0
Clements	14	11	137	9.8	35	0
Prioleau	1	0	0	0.0	0	0
Winfield	1	0	0	0.0	0	0
Reed	0	0	0	—	0	0
BILLS	41	21	248	6.0	35	0
OPP	52	8	577	11.1	48	0

<b>KICKOFF RETURNS</b>	No.	Yds	Avg	Long	TD
A. Brown	48	1046	21.8	75	0
McGee	8	160	20.0	26	0
Morris	6	146	24.3	52	0
Burns	1	17	17.0	17	0
BILLS	63	1369	21.7	75	0
OPP	55	1080	19.6	35	0

<b>FIELD GOALS</b>	1-19	20-29	30-39	40-49	50+
Lindell	0-0	11-12	3-3	3-7	0-2
BILLS	0-0	11-12	3-3	3-7	0-2
OPP	0-0	8-9	9-9	5-8	1-5
Lindell: (	44G)	(27G)	(51N)	(27G, 38G, 29G)	(44G)
(20G)	(49N, 20G)	(41G, 29G)	(29N, 44N, 23G, 20G)	(48N)	(26G, 50N)
(32G)	(27G, 32G)	(23G)	(40N)	OPP: (	48N, 44G)
(51N, 26G, 44N)	(26G, 34G, 22G)	(39G, 37G, 54N, 30G)	(27G, 33G, 50N, 43G)	(49G)	(51G)
(41G, 34G)	(24G)	(38G, 50N, 40G)	(29G, 39G, 41N)	(28G, 30G)	(24N, 24G)

<b>USUAL STARTERS</b>		
<b>OFFENSE</b>		
WR	80	Eric Moulds
LT	75	Jonas Jennings
LG	79	Ruben Brown
C	70	Trey Teague
RG	61	Mike Pucillo
RT	68	Mike Williams
TE	84	Mark Campbell
WR	82	Josh Reed
RB	20	Travis Henry
FB	33	Sam Gash
QB	11	Drew Bledsoe

<b>DEFENSE</b>		
LE	92	Ryan Denney
LT	95	Sam Adams
RT	93	Pat Williams
RE	94	Aaron Schobel
SLB	96	Jeff Posey
MLB	59	London Fletcher
WLB	51	Takeo Spikes
LCB	26	Antoine Winfield
RCB	22	Nate Clements
FS	43	Izell Reese (9)
	23	Pierson Prioleau (6)
SS	36	Lawyer Milloy

<b>PASSING</b>	Att	Cmp	Yds	Cmp%	Yds/Att	TD	TD%	Int	Int%	Long	Sack/Lost	Rating
Bledsoe	471	274	2860	58.2	6.07	11	2.3	12	2.5	54	49/371	73.0
T. Brown	18	14	160	77.8	8.89	0	0.0	1	5.6	28	1/7	80.6
Van Pelt	12	5	49	41.7	4.08	0	0.0	3	25.0	14	1/7	14.2
Henry	1	0	0	0.0	0.0	0	0.0	1	100.0	0	0/0	0.0
BILLS	502	293	3069	58.4	6.11	11	2.2	17	3.4	54	51/385	69.4
OPPONENTS	508	285	2938	56.1	5.78	18	3.5	10	2.0	77	38/231	76.5

# 2004 SEASON STATISTICS



9-7 | 3RD IN AFC EAST | HEAD COACH MIKE MULARKEY

Date	W/L Score	Opponent	Attendance
09/12	L 10-13	Jacksonville	72,389
09/19	L 10-13	at Oakland	53,610
10/03	L 17-31	New England	72,698
10/10	L 14-16	at NY Jets	77,976
10/17	W 20-13	Miami	72,714
10/24	L 6-20	at Baltimore	69,809
10/31	W 38-14	Arizona	65,887
11/07	W 22-17	NY Jets	72,574
11/14	L 6-29	at New England	68,756
11/21	W 37-17	St. Louis	72,393
11/28	W 38-9	at Seattle	66,271
12/05	W 42-32	at Miami	73,084
12/12	W 37-7	Cleveland	72,330
12/19	W 33-17	at Cincinnati	65,378
12/26	W 41-7	at San Francisco	63,248
01/02	L 24-29	Pittsburgh	73,414

TOTAL FIRST DOWNS	BUF	OPP
Rushing	271	258
Passing	102	79
Penalty	149	150
3rd Down: Made/Att	20	29
3rd Down Pct.	77/215	77/214
4th Down: Made/Att	35.8	36.0
4th Down Pct.	10/21	11/15
	47.6	73.3

POSSESSION AVG.	30:21	29:39
TOTAL NET YARDS	4691	4228
Avg. Per Game	293.2	264.3
Total Plays	982	978
Avg. Per Play	4.8	4.3

NET YARDS RUSHING	1874	1604
Avg. Per Game	117.1	100.3
Total Rushes	483	447

NET YARDS PASSING	2817	2624
Avg. Per Game	176.1	164.0
Sacked/Yards Lost	38/215	45/319
Gross Yards	3032	2943
Att./Completions	461/262	486/261
Completion Pct.	56.8	53.7
Had Intercepted	17	24

PUNTS/AVERAGE	78/43.1	79/40.7
---------------	---------	---------

NET PUNTING AVG.	78/36.5	79/33.0
------------------	---------	---------

PENALTIES/YARDS	121/1047	120/865
-----------------	----------	---------

FUMBLES/BALL LOST	26/12	31/15
-------------------	-------	-------

TOUCHDOWNS	46	29
Rushing	15	6
Passing	21	20
Returns	10	3

SCORE BY PERIOD	Q1	Q2	Q3	Q4	OT	PTS
BILLS	89	101	80	125	0	395
OPPONENTS	78	100	12	97	0	284

SCORING	TD	Ru	Pa	Rt	K-PAT	FG	S	PTS
Lindell	0	0	0	0.45/45	24/28	0	117	
McGahee	13	13	0	0	-	-	0	78
Evans	9	0	9	0	-	-	0	54

Campbell	5	0	5	0	-	-	0	30
Moulds	5	0	5	0	-	-	0	30
McGee	3	0	0	3	-	-	0	18
Clements	2	0	0	2	-	-	0	12
Euhus	2	0	2	0	-	-	0	12
Spikes	2	0	0	2	-	-	0	12
S. Williams	2	2	0	0	-	-	0	12
P. Williams	1	0	0	1	-	-	1	8
Peters	1	0	0	1	-	-	0	6
J. Smith	1	0	0	1	-	-	0	6
BILLS	46	15	21	10	45/45	24/28	1	395
OPP	29	6	20	3	27/27	27/32	0	284

2-Pt. Conversions: **BILLS** 0-1, **OPPONENTS** 1-2

**SACKS:** Schobel 8.0, Adams 5.0, Kelsay 4.5, Edwards 4.0, Milloy 4.0, Fletcher 3.5, Denney 3.0, Spikes 3.0, P. Williams 2.5, McGee 2.0, Greer 1.0, Posey 1.0, Thomas 1.0, Vincent 1.0, Wire 1.0, Clements 0.5  
**BILLS:** 45.0  
**OPPONENTS:** 38.0

RUSHING	No.	Yds	Avg	Long	TD
McGahee	284	1128	4.0	41	13
Henry	94	326	3.5	19	0
S. Williams	42	167	4.0	27	2
Evans	5	85	17.0	48	0
Burns	20	73	3.7	21	0
Bledsoe	22	37	1.7	17	0
Moorman	2	23	11.5	34	0
Losman	2	15	7.5	10	0
J. Smith	2	11	5.5	8	0
Brown LG	1	2	2.0	2	0
Reed	2	-1	-5.5	6	0
Matthews	2	-3	-1.5	-1	0
Greer	1	-6	-6.0	-6	0
BILLS	483	1874	3.9	48	15
OPP	447	1604	3.6	58	6

RECEIVING	No.	Yds	Avg	Long	TD
Moulds	88	1043	11.9	49	5
Evans	48	843	17.6	69	9
McGahee	22	169	7.7	16	0
Campbell	12	203	11.9	27	5
Shelton	17	114	6.7	24	0
Reed	16	153	9.6	20	0
Aiken	11	148	13.5	54	0
Euhus	11	98	8.9	17	2
Henry	10	45	4.5	10	0
Neufeld	6	61	10.2	29	0
Shaw TM	5	59	11.8	20	0
Trafford	3	25	8.3	10	0
J. Smith	3	21	7.0	11	0
S. Williams	3	19	6.3	10	0
Thomas	1	24	24.0	24	0
Burns	1	7	7.0	7	0
BUF	262	3032	11.6	69	21
OPP	261	2943	11.3	51	20

INTERCEPTIONS	No.	Yds	Avg	Long	TD
Clements	6	77	12.8	35	1
Spikes	5	122	24.4	62	2
McGee	3	21	7.0	21	0
Milloy	2	20	10.0	11	0
Reese	1	33	33.0	33	0
Baker	1	26	26.0	26	0
P. Williams	1	20	20.0	20	1
Vincent	1	8	8.0	8	0
Kelsay	1	3	3.0	3	0
Posey	1	3	3.0	3	0

Adams	1	0	0.0	0	0
Stamer	1	0	0.0	0	0
BILLS	24	333	13.9	62	4
OPP	17	357	21.0	94	1

PUNTING	No.	Yds	Avg	Net	TB	In	Log	B
Moorman	77	3325	43.2	36.8	9	17	80	0
Lindell	1	37	37.0	17.0	1	0	37	0
BILLS	78	3362	43.1	36.5	10	17	80	0
OPP	79	3218	40.7	33.0	6	18	69	1

PUNT RETURNS	Ret	Fc	Yds	Avg	Long	TD
Clements	35	10	327	9.3	86	1
J. Smith	9	0	157	17.4	70	1
Reed	1	0	7	7.0	7	0
S. Williams	1	0	0	0.0	0	0
BILLS	46	10	491	10.7	86	2
OPP	37	63	15	8.5	34	0

KICKOFF RETURNS	No.	Yds	Avg	Log	TD
McGee	52	1370	26.3	104	3
Fletcher	4	86	21.5	23	0
Shelton	2	25	12.5	15	0
Clements	1	14	14.0	14	0
Kelsay	1	14	14.0	14	0
Moulds	1	2	2.0	2	0
Neufeld	1	3	3.0	3	0
J. Smith	1	28	28.0	28	0
BILLS	63	1542	24.5	104	3
OPP	77	1406	18.3	65	0

FIELD GOALS	1-19	20-29	30-39	40-49	50+
Lindell	0-0	13-14	10-11	1-3	0-0
BILLS	0-0	13-14	10-11	1-3	0-0
OPP	2-2	11-12	8-9	6-7	0-2

Lindell: (42N, 25G)(32G)(33G)(43N, 43G, 20G)(24G, 21G)(25G)(20G, 30G)(21G, 35G, 33G)(25G)(38N)(23G, 21G, 37G)(23G, 39G, 21G, 33G)(23G, 31G)(37G, 28N)  
 OPPONENTS: (25G, 27G)(21G, 33G)(42G)(29N, 37G, 36G, 38G)(47G, 28G)(24G, 50N, 19G)(64N)(36N, 41G)(27G, 24G, 20G, 45G, 37G)(41G)(19G)(47G)(45N)(24G)(22G, 21G, 31G, 37G, 33G)

USUAL STARTERS	OFFENSE
WR	80 Eric Moulds
LT	75 Jonas Jennings
LG	72 Lawrence Smith
C	70 Trey Teague
RG	58 Chris Villarrial
RT	68 Mike Williams
TE	84 Mark Campbell
WR	83 Lee Evans
RB	21 Willis McGahee
FB	31 Damion Shelton
QB	11 Drew Bledsoe

DEFENSE	
LE	90 Chris Kelsay
LT	95 Sam Adams
RT	93 Pat Williams
RE	94 Aaron Schobel
SLB	96 Jeff Posey
MLB	59 London Fletcher
WLB	51 Takeo Spikes
LCB	24 Terrence McGee
RCB	22 Nate Clements
FS	43 Izell Reese (9)
	23 Pierson Prioleau (6)
SS	36 Lawyer Milloy

PASSING	Att	Cmp	Yds	Cmp%	Yds/Att	TD	TD%	Int	Int%	Long	Sack/Lost	Rating
Bledsoe	450	256	2932	56.9	6.52	20	4.4	16	3.6	69	37/215	76.6
Losman	5	3	32	60.0	6.40	0.0	0	1	20.0	17	1/0	39.2
Matthews	3	2	44	66.7	14.67	1	33.3	0	0.0	33	0/0	149.3
Moorman	3	1	24	33.3	8.00	0	0.0	0	0.0	24	0/0	63.2
BILLS	461	262	3032	56.8	6.58	21	4.6	17	3.7	69	38/215	76.7
OPPONENTS	486	261	2943	53.7	6.06	20	4.1	24	4.9	51	45/319	65.2

# 2005 SEASON STATISTICS

5-11 | 3RD IN AFC EAST | HEAD COACH MIKE MULARKEY



Date	W/L Score	Opponent	Attendance
09/11	W 22-7	Houston	71,781
09/18	L 3-19	at Tampa Bay	64,777
09/25	L 16-24	Atlanta	72,032
10/02	L 7-19	at New Orleans	58,688
10/09	W 20-14	Miami	72,160
10/16	W 27-17	New York Jets	72,045
10/23	L 17-38	at Oakland	42,779
10/30	L 16-21	at New England	68,756
11/13	W 14-3	Kansas City	72,093
11/20	L 10-48	at San Diego	65,602
11/27	L 9-13	Carolina	71,440
12/04	L 23-24	at Miami	72,051
12/11	L 7-35	New England	71,810
12/17	L 17-28	Denver	71,887
12/24	W 37-27	at Cincinnati	65,485
01/01	L 26-30	at New York Jets	76,822

TOTAL FIRST DOWNS	BUF	OPP
Rushing	259	243
Passing	96	146
Penalty	129	169
3rd Down: Made/Att	34	28
3rd Down Pct.	74/201	93/200
4th Down: Made/Att	36.8	46.5
4th Down Pct.	6/16	7/12
	37.5	58.3

POSSESSION AVG.	29:04	30:56
-----------------	-------	-------

TOTAL NET YARDS	4122	5496
Avg. Per Game	257.6	343.5
Total Plays	930	1030
Avg. Per Play	4.4	5.3

NET YARDS RUSHING	1607	2205
Avg. Per Game	100.4	137.8
Total Rushes	428	489

NET YARDS PASSING	2515	3291
Avg. Per Game	157.2	205.7
Sacked/Yards Lost	43/337	38/269
Gross Yards	2852	3560
Att./Completions	459/269	503/314
Completion Pct.	58.6	62.4
Had Intercepted	16	17

PUNTS/AVERAGE	71/45.7	62/40.2
---------------	---------	---------

NET PUNTING AVG.	71/39.1	62/34.4
------------------	---------	---------

PENALTIES/YARDS	120/897	124/904
-----------------	---------	---------

FUMBLES/BALL LOST	26/10	24/13
-------------------	-------	-------

TOUCHDOWNS	26	44
Rushing	6	22
Passing	18	19
Returns	2	3

SCORE BY PERIOD	Q1	Q2	Q3	Q4	OT	PTS
BILLS	80	86	46	59	0	271
OPPONENTS	34	135	75	123	0	367

SCORING	TD	Ru	Pa	Rt	K-PAT	FG	S	PTS
Lindell	0	0	0	0	26/26	29/35	0	113
Evans	7	0	7	0	0	0	0	42
McGahee	5	5	0	0	0	0	0	30
Moulds	4	0	4	0	0	0	0	24
McGee	2	0	0	2	0	0	0	12
Reed	2	0	2	0	0	0	0	12
Burns	1	0	1	0	0	0	0	6
Holcomb	1	1	0	0	0	0	0	6
Parrish	1	0	1	0	0	0	0	6
Peters	1	0	1	0	0	0	0	6
Shelton	1	0	1	0	0	0	0	6
J. Smith	1	0	1	0	0	0	0	6
Fletcher	0	0	0	0	0	1	2	6
BILLS	26	6	18	2	26/26	29/35	1	271
OPP	44	22	19	3	44/44	19/25	1	367

\*2-Pt Conversions: **BILLS** 0-0, **OPP** 0-0

**SACKS:** Schobel 12, Denney 4, Fletcher 4, Adams 3, Crowell 3, Posey 3, Kelsay 2.5, Bannan 1.5, T. Anderson 1, R. Baker 1, Greer 1, Milloy 1, Spikes 1

**BILLS:** 38.0

**OPPONENTS:** 45.0

RUSHING	No.	Yds	Avg	Long	TD
McGahee	325	1247	3.8	27	5
S. Williams	45	161	3.6	28	0
Losman	31	154	5.0	30	0
Evans	4	38	9.5	39	0
Holcomb	18	11	0.6	8	1
J. Smith	1	1	1.0	1	0
Shelton	1	0	0.0	0	0
Parrish	2	-2	-1.0	4	0
Reed	1	-3	-3.0	-3	0
BILLS	428	1607	3.8	39	6
OPP	489	2205	4.5	59	22

RECEIVING	No.	Yds	Avg	Long	TD
Moulds	81	816	10.1	55f	4
Evans	48	743	15.5	65	7
Reed	32	449	14.0	51t	2
McGahee	28	178	6.4	19	0
Campbell	19	139	7.3	27	0
S. Williams	17	118	6.9	23	0
Parrish	15	148	9.9	28	1
Shelton	13	98	7.5	21	1
J. Smith	5	56	11.2	19	1
Aiken	4	57	14.3	22	0
Euhus	3	17	5.7	9	0
Peters	2	5	2.5	4	1
Burns	1	19	19.0	19t	1
Neufeld	1	9	9.0	9	0
BILLS	269	2852	10.6	65	18
OPP	314	3560	11.3	57	19

INTERCEPTIONS	No.	Yds	Avg	Long	TD
McGee	4	97	24.3	46t	1
Vincent	4	78	19.5	42	0
Crowell	2	3	1.5	2	0
Clements	2	0	0.0	0	0
Fletcher	1	20	20.0	20	0
R. Baker	1	18	18.0	18	0
Kelsay	1	17	17.0	17	0
Milloy	1	0	0.0	0	0
Schobel	1	0	0.0	0	0
BILLS	17	233	13.7	46t	1
OPP	16	209	13.1	42	2

PUNTING	No.	Yds	Avg	Net	TB	In	Lg	B
Moorman	71	3242	45.7	39.1	9	22	68	0
BILLS	71	3242	45.7	39.1	9	22	68	0
OPP	62	2492	40.2	34.4	4	22	61	0

PUNT RETURNS	Ret	FC	Yds	Avg	Long	TD
Parrish	14	9	186	13.3	43	0
Clements	8	3	52	6.5	13	0
J. Smith	6	5	41	6.8	17	0
BILLS	28	17	279	10.0	43	0
OPP	42	10	285	6.8	29	0

KICKOFF RETURNS	No.	Yds	Avg	Lg	TD
McGee	46	1391	30.2	99t	1
Parrish	10	261	26.1	45	0
J. Smith	5	124	24.8	44	0
Reed	4	69	17.3	24	0
Burns	3	46	15.3	19	0
Neufeld	3	39	13.0	23	0
Shelton	2	26	13.0	16	0
Euhus	1	0	0.0	0	0
Leonhard	1	36	36.0	36	0
BILLS	75	1992	26.6	99t	1
OPP	64	1308	20.4	95t	1

FIELD GOALS	1-19	20-29	30-39	40-49	50+	TD
Lindell	0/0	8/9	11/13	7/10	3/3	0
BILLS	0/0	8/9	11/13	7/10	3/3	0
OPP	0/0	10/10	5/6	4/9	0/0	0

Lindell:  
 (35G, 21G, 42G, 39G, 31G)|(40G)|(36G, 41G, 30G)|(45N)|(24G, 47G)|(50G, 38G)|(41G)  
 (46N, 23G, 35G, (21G, 24G, 48N, 22G)  
 (21G, 24G, 52G, 36G)  
**OPPONENTS:**  
 ((40G)|(27G)|(23G, 40G, 32N, 20G, 37G)|  
 (44G)|(25G)|(44N)|(35G, 44N, 43N)|(28G, 38G)  
 (25G, 45N, 25G)|(23G)|((31G, 27G)|(49G, 43N, 25G, 34G)

USUAL STARTERS	QB	RB	FB	WR	TE	LT	LG	C	RG	RT
QB	10									
RB	21	Kelly Holcomb								
FB	31	Willis McGahee								
WR	80	Daimon Shelton								
WR	83	Eric Moulds								
TE	84	Lee Evans								
LT	69	Mark Campbell								
LG	66	Mike Gandy								
C	70	Bennie Anderson								
RG	58	Trey Teague								
RT	71	Chris Villarrrial								
		Jason Peters								

DEFENSE	DE	DT	DT	DE	LB	LB	LB	CB	CB	FS	SS
DE	90										
DT	95	Chris Kelsay									
DT	77	Sam Adams									
DE	94	Tim Anderson									
LB	96	Aaron Schobel									
LB	59	Jeff Posey									
LB	51	Landon Fletcher									
CB	24	Takeo Spikes									
CB	22	Terrence McGee									
FS	23	Nate Clements									
SS	36	Troy Vincent									
		Lawyer Milloy									

PASSING	Att	Cmp	Yds	Cmp%	Yds/Att	TD	TD%	Int	Int%	Long	Sack/Lost	Rating
Holcomb	230	155	1509	67.4	6.56	10	4.3	8	3.5	65	17/140	85.6
Losman	228	113	1340	49.6	5.88	8	3.5	8	3.5	58	26/197	64.9
Parrish	1	1	3	100.0	3.00	0	0.0	0	0.0	3	0/0	79.2
BILLS	459	269	2852	58.6	6.21	18	3.9	16	3.5	65	43/337	75.4
OPP	503	314	3560	62.4	7.08	19	3.8	17	3.4	57	38/269	82.1

# 2006 SEASON STATISTICS

7-9 | 3RD IN AFC EAST | HEAD COACH DICK JAURON



Date	W/L Score	Opponent	Attendance
09/10	L 17-19	at New England	68,756
09/17	W 16-6	at Miami	72,797
09/24	L 20-28	New York Jets	72,067
10/01	W 17-12	Minnesota	71,972
10/08	L 7-40	at Chicago	62,206
10/15	L 17-20	at Detroit	60,704
10/22	L 6-28	New England	72,180
11/05	W 24-10	Green Bay	72,205
11/12	L 16-17	at Indianapolis	57,306
11/19	W 24-21	at Houston	70,125
11/26	W 27-24	Jacksonville	63,608
12/03	L 21-24	San Diego	63,361
12/10	W 31-13	at New York Jets	77,131
12/17	W 21-0	Miami	71,011
12/24	L 29-30	Tennessee	54,765
12/31	L 7-19	at Baltimore	70,913

	BUF	OPP
<b>TOTAL FIRST DOWNS</b>	234	298
Rushing	82	117
Passing	132	168
Penalty	20	13
3rd Down: Made/Att	63/199	79/216
3rd Down Pct.	31.7	36.6
4th Down: Made/Att	5/11	11/17
4th Down Pct.	45.5	64.7

	28:04	31:56
<b>POSSESSION AVG.</b>		

	4271	5273
<b>TOTAL NET YARDS</b>		
Avg. Per Game	266.9	329.6
Total Plays	898	1029
Avg. Per Play	4.8	5.1

	1552	2254
<b>NET YARDS RUSHING</b>		
Avg. Per Game	97.0	140.9
Total Rushes	420	476

	2719	3019
<b>NET YARDS PASSING</b>		
Avg. Per Game	169.9	188.7
Sacked/Yards Lost	47/332	40/265
Gross Yards	3051	3284
Att./Completions	431/268	513/324
Completion Pct.	62.2	63.2
Had Intercepted	14	13

	92/43.6	86/41.6
<b>PUNTS/AVERAGE</b>		

	39.2	34.8
<b>NET PUNTING AVG.</b>		

	87/629	90/709
<b>PENALTIES/YARDS</b>		

	28/15	28/11
<b>FUMBLES/BALL LOST</b>		

	26	44
<b>TOUCHDOWNS</b>		
Rushing	9	14
Passing	19	18
Returns	5	3

	Q1	Q2	Q3	Q4	OT	PTS
<b>SCORE BY PERIOD</b>						
BILLS	67	84	75	74	0	300
OPPONENTS	74	105	55	77	0	311

SCORING	TD	Ru	Pa	RtK	PAT	FG	S	PTS
Lindell	0	0	0	0	33/33	23/25	0	102
Evans	8	0	8	0	-	-	0	48
McGahee	6	6	0	0	-	-	0	36
Parrish	3	0	2	1	-	-	0	18
Price	3	0	3	0	-	-	0	18
Royal	3	0	3	0	-	-	0	18
Fletcher-Baker	2	0	0	2	-	-	0	12
Reed	2	0	2	0	-	-	0	12
A. Thomas	2	0	0	0	-	-	0	12
Clements	1	0	0	1	-	-	0	6
Losman	1	1	0	0	-	-	0	6
McGee	1	0	0	1	-	-	0	6
Neufeld	1	0	1	0	-	-	0	6
Fletcher	0	0	0	0	-	-	1	2
BILLS	33	9	15	33/33	23/25	0	300	
OPP	35	14	18	33/33	22/26	1	311	

\*2-Pt Conversions: **BILLS** 0-0, **OPP** 0-2

**SACKS:** Schobel 14, Denney 6, Kelsay 5.5, (group) 4, Triplett 2.5, Crowell 2, Fletcher-Baker 2, Hargrove LG 1.5, Hargrove TM 1, Ellison 1, Simpson 1, Spikes 1  
**BILLS:** 38 **OPPONENTS:** 45

RUSHING	No.	Yds	Avg	Long	TD
McGahee	259	990	3.8	57t	6
A. Thomas	107	378	3.5	19	2
Losman	38	140	3.7	15	1
Parrish	2	18	9.0	11	0
Price	5	18	3.6	9	0
Reed	4	13	3.3	15	0
Moorman	2	2	1.0	2	0
S. Williams	2	2	1.0	2	0
Royal	1	-9	-9.0	-9	0
BILLS	420	1552	3.7	57t	9
OPP	476	2254	4.7	52	14

RECEIVING	No.	Yds	Avg	Long	TD
Evans	82	1292	15.8	83t	8
Price	49	402	8.2	25	3
Reed	34	410	12.1	52	2
Parrish	23	320	13.9	51t	2
Royal	23	233	10.1	33t	3
A. Thomas	22	139	6.3	18	0
McGahee	18	156	8.7	56	0
Shelton	7	35	5.0	14	0
Cieslak	6	46	7.7	13	0
Davis	2	13	6.5	8	0
Neufeld	1	4	4.0	4t	1
Everett	1	1	1.0	1	0
BILLS	268	3051	11.4	83t	19
OPP	324	3284	10.1	62	18

INTERCEPTIONS	No.	Yds	Avg	Long	TD
Fletcher-Baker	4	30	7.5	17t	1
Clements	3	80	26.7	58t	1
Simpson	2	76	38.0	76	0
Crowell	2	0	0.0	0	0
Whitner	1	10	10.0	10	0
Ellison	1	7	7.0	7	0
BILLS	13	203	15.6	76	2
OPP	14	198	14.1	44	2

PUNTING	No.	Yds	Avg	Net	TB	In	Log	B
Moorman	92	4012	43.6	39.2	7	33	66	0
BILLS	92	4012	43.6	39.2	7	33	66	0
OPP	86	3578	41.6	34.8	8	31	64	1

PUNT RETURNS	Ret	FC	Yds	Avg	Long	TD
Parrish	32	9	364	11.4	82t	1
Leonhard	7	1	58	8.3	32	0
BILLS	39	10	422	10.8	82t	1
OPP	36	20	265	7.4	25	0

KICKOFF RETURNS	No.	Yds	Avg	Long	TD
McGee	52	1355	26.1	88	0
Davis	6	99	16.5	27	0
Haggan	2	4	2.0	5	0
Preston	2	10	5.0	9	0
S. Williams	1	17	17.0	17	0
Leonhard	0	18	---	18	0
BILLS	63	1503	23.9	88	0
OPP	60	1279	21.3	74	0

FIELD GOALS	1-19	20-29	30-39	40-49	50+
Lindell	0/0	8/8	5/5	8/10	2/2
BILLS	0/0	8/8	5/5	8/10	2/2
OPP	0/0	5/5	9/10	8/9	0/2

Lindell:  
(53G)(33G,45G,43G)(36G,28G)(44N,28G)(  
(53G)(40G,46G)(28G)(22G,30G,43G,41N)(40G)  
(21G,42G)(34G)(121G,36G,45G,21G,24G)(  
OPPONENTS:  
(32G)(55N)(37G,49G)(42G,43G,32G,41G)  
(43G,56N,29G)(49G)(31G)(42N,27G)  
(42G,36N)(30G,38G)(42G,20G,30G)  
(26G,37G,39G,29G)

## USUAL STARTERS

### OFFENSE

QB	7	JP Losman
RB	21	Willis McGahee
FB	31	Daimon Shelton
WR	83	Lee Evans
WR	81	Peerless Price
TE	84	Robert Royal
LT	71	Jason Peters
LG	69	Mike Gandy
C	67	Melvin Fowler
RG	75	Duke Preston
RT	79	Terrance Pennington

### DEFENSE

DE	90	Chris Kelsay
DT	98	Larry Triplett
DT	95	Kyle Williams
DE	94	Aaron Schobel
LB	51	Takeo Spikes
LB	59	London Fletcher
LB	55	Angelo Crowell
CB	24	Terrence McGee
CB	22	Nate Clements
FS	30	Ko Simpson
SS	20	Donte Whitner

PASSING	Att	Cmp	Yds	Cmp%	Yds/Att	TD	TD%	Int	Int%	Long	Sack/Lost	Rating
Losman	429	268	3051	62.5	7.11	19	4.4	14	3.3	83t	47/332	84.9
Evans	1	0	0	0.0	0.00	0	0.0	0	0.0	0	0/0	39.6
Moorman	1	0	0	0.0	0.00	0	0.0	0	0.0	0	0/0	39.6
BILLS	431	268	3051	62.2	7.08	19	4.4	14	3.2	83t	47/332	84.6
OPP	513	324	3284	63.2	6.40	18	3.5	13	2.5	62	40/265	82.5

# 2007 SEASON STATISTICS

7-9 | 2ND IN AFC EAST | HEAD COACH DICK JAURON



Date	WL Score	Opponent	Attendance
09/09	L 14-15	Denver	71,132
09/16	L 3-26	at Pittsburgh	64,307
09/23	L 7-38	at New England	68,756
09/30	W 17-14	New York Jets	70,600
10/08	L 24-25	Dallas	71,575
10/21	W 19-14	Baltimore	70,727
10/28	W 13-3	at New York Jets	76,688
11/04	W 33-21	Cincinnati	70,745
11/11	W 13-10	at Miami	70,615
11/18	L 10-56	New England	71,338
11/25	L 14-36	at Jacksonville	64,546
12/02	W 17-16	at Washington	85,831
12/09	W 38-17	Miami	71,018
12/16	L 0-8	at Cleveland	73,196
12/23	L 21-38	New York Giants	71,302
12/30	L 9-17	at Philadelphia	68,594

	BUF	OPP
<b>TOTAL FIRST DOWNS</b>	248	322
Rushing	91	104
Passing	141	203
Penalty	16	15
3rd Down: Made/Att	65/195	101/224
3rd Down Pct.	33.3	45.1
4th Down: Made/Att	8/18	10/22
4th Down Pct.	44.4	45.5

**POSSESSION AVERAGE** 28:51 31:10

	BUF	OPP
<b>TOTAL NET YARDS</b>	4434	5807
Avg. Per Game	277.1	362.9
Total Plays	919	1047
Avg. Per Play	4.8	5.5

	BUF	OPP
<b>NET YARDS RUSHING</b>	1800	1993
Avg. Per Game	112.5	124.6
Total Rushes	448	454

	BUF	OPP
<b>NET YARDS PASSING</b>	2634	3814
Avg. Per Game	164.6	238.4
Sacked/Yards Lost	26/208	26/144
Gross Yards	2842	3958
Att./Completions	445/263	567/354
Completion Pct.	59.1	62.4
Had Intercepted	14	18

**PUNTS/AVERAGE** 81/40.8 61/42.6

**NET PUNTING AVERAGE** 37.6 31.8

**PENALTIES/YARDS** 8/633 73/567

**FUMBLES/BALL LOST** 20/7 29/12

	BUF	OPP
<b>TOUCHDOWNS</b>	25	39
Rushing	8	15
Passing	12	19
Returns	5	5

SCORE BY PERIODS	Q1	Q2	Q3	Q4	OT	PTS
BILLS	79	41	68	64	0	252
OPPONENTS	63	104	92	95	0	354

SCORING	TD	R	Pa	Rt	K-PAT	FG	S	PTS
Lindell	0	0	0	0	0	24/24	27/0	96
Lynch	7	7	0	0	1*	-	0	44
L. Evans	5	0	5	0	-	-	0	30
Parrish	3	1	1	1	-	-	0	18
Royal	3	0	3	0	-	-	0	18
Gaines	2	0	2	0	-	-	0	12
Wilson	2	0	0	2	-	-	0	12

Kelsay	1	0	0	1	-	-	1	8
McGee	1	0	0	1	-	-	0	6
A. Thomas	1	0	1	0	-	-	0	6
Crowell	0	0	0	0	-	-	1	2
BILLS	25	8	12	52A/24	24/27	2	252	
OPP	39	15	19	537/37	27/30	1	354	

\*2-Point Conversions: BILLS 1-1, OPPONENTS 0-2

**SACKS:** Schobel 6.5, Kelsay 2.5, McCargo 2.5, Crowell 2, DiGiorgio 2, K. Williams 2, (group) 2, Hargrove 1.5, R. Denney 1, Ellison 1, Haggan 1, Tripplett 1, Youboty 1  
**BILLS:** 26  
**OPPONENTS:** 26

RUSHING	No	Yds	Avg	Long	TD
Lynch	280	1115	4.0	56†	7
Jackson	58	300	5.2	27	0
Losman	20	110	5.5	17	0
Wright	29	94	3.2	15	0
A. Thomas	36	89	2.5	9	0
Edwards	14	49	3.5	14	0
Parrish	3	19	6.3	24†	1
Moorman	4	14	3.5	10	0
Reed	4	10	2.5	12	0
BILLS	448	1800	4.0	56†	8
OPP	454	1993	4.4	88†	15

RECEIVING	No	Yds	Avg	Long	TD
L. Evans	55	849	15.4	85†	5
Reed	51	578	11.3	30	0
Parrish	35	352	10.1	47†	1
Royal	25	248	9.9	28†	3
Gaines	25	215	8.6	20	2
Jackson	22	190	8.6	54	0
Lynch	18	184	10.2	30	0
A. Thomas	15	95	6.3	11	1
Price	7	68	9.7	22	0
Schauman	3	19	6.3	10	0
Wright	3	17	5.7	8	0
Neufeld	2	14	7.0	8	0
Aiken	1	10	10.0	10	0
Everett	1	3	3.0	3	0
BILLS	263	2842	10.8	85†	12
OPP	354	3958	11.2	59†	19

PUNTING	No	Yds	Avg	Net	TB	In	Lg	B
Moorman	81	3302	40.8	37.6	3	30	75	0
BILLS	81	3302	40.8	37.6	3	30	75	0
OPP	61	2598	42.6	31.8	9	15	62	0

INTERCEPTIONS	No	Yds	Avg	Long	TD
McGee	4	4	1.0	2	0
Leonhard	2	60	30.0	36	0
Wilson	2	25	12.5	25†	1
Greer	2	1	0.5	2	0
DiGiorgio	1	38	38.0	38	0
Whitner	1	29	29.0	29	0
Youboty	1	19	19.0	19	0
K. Thomas	1	8	8.0	8	0
Crowell	1	5	5.0	5	0
Ellison	1	4	4.0	4	0
Kelsay	1	0	0.0	0†	1
Tripplett	1	0	0.0	0	0
BILLS	18	193	10.7	38	2
OPP	14	291	20.8	70	2

PUNT RETURNS	Ref	Fc	Yds	Avg	Long	TD
Parrish	27	2	440	16.3	74†	1
Leonhard	4	2	36	9.0	13	0
BILLS	31	4	476	15.4	74†	1
OPPONENTS	37	16	196	5.3	29	0

KICKOFF RETURNS	No	Yds	Avg	Long	TD
McGee	45	1082	24.0	103†	1
Parrish	6	126	21.0	24	0
Scobey TM	5	112	22.4	29	0
Jackson	3	46	15.3	19	0
Neufeld	3	6	2.0	7	0
Leonhard	2	32	16.0	17	0
A. Thomas	2	26	13.0	15	0
Chambers	1	6	6.0	6	0
Preston	1	12	12.0	12	0
Wilson	1	0	0.0	0	0
Wright	1	0	0.0	0	0
BILLS	70	1448	20.7	103†	1
OPPONENTS	56	1150	20.5	100†	1

FIELD GOALS	1-19	20-29	30-39	40-49	50+	Tot
Lindell	0/0	11/11	7/7	4/6	2/3	24/27
BILLS	0/0	11/11	7/7	4/6	2/3	24/27
OPP	0/0	10/10	9/10	7/8	1/2	27/29

Lindell: (45N)(24G)(146G)(24G,54N)(29G,26G,35G,41G)(30G,40G)(23G,21G,29G,38G)(34G)(52G)(138G,43G,24G,33G,36G)(51G,46N)(1)(29G,23G,22G)

OPPONENTS: (21G,48G,50N,43N,42G)(34G,28G,39G,31G)(24G)(37N)(47G,29G,37G,53G)(127G)(138G)(146G,33G,22G,23G,20G)(27G,28G,33G)(41G)(35G,49G)(42G)(38G)

## USUAL STARTERS

### OFFENSE

QB	5	Trent Edwards
RB	23	Marshawn Lynch
FB/TE	86	Michael Gaines
WR	83	Lee Evans
WR	82	Josh Reed
TE	84	Brad Royal
LT	71	Jason Peters
LG	66	Darrick Dockery
C	67	Malvin Fowler
RG	60	Brad Butler
RT	68	Langston Walker

### DEFENSE

DE	90	Chris Kelsay
DT	98	Larry Tripplett
DT	95	Kyle Williams
DE	94	Aaron Schobel
LB	56	Keith Ellison
LB	52	John DiGiorgio
LB	55	Angelo Crowell
CB	24	Terrence McGee
CB	33	Jabari Greer
FS	37	George Wilson
SS	20	Donte Whitner

PASSING	Att	Cmp	Yds	Cmp%	Yds/Att	TD	TD%	Int	Int%	Long	Sack/Lost	Rating
Edwards	269	151	1630	56.1	6.06	7	2.6	8	3.0	70†	12/105	70.4
Losman	175	111	1204	63.4	6.88	4	2.3	6	3.4	85†	14/103	76.9
Lynch	1	1	8	100.0	8.00	1	100.0	0	0.0	8†	0/0	139.6
BILLS	445	263	2842	59.1	6.39	12	2.7	14	3.1	85†	26/208	73.8
OPPONENTS	567	354	3958	62.4	6.98	19	3.4	18	3.2	59†	26/144	81.1

# 2008 SEASON STATISTICS

7-9 | 3RD IN AFC EAST | HEAD COACH DICK JAURON



Date	W/L Score	Opponent	Attendance
09/07	W 34-10	Seattle	71,194
09/14	W 20-16	at Jacksonville	65,167
09/21	W 24-23	Oakland	71,297
09/28	W 31-14	at St. Louis	61,017
10/05	L 17-41	at Arizona	63,830
10/19	W 23-14	San Diego	71,602
10/26	L 16-25	at Miami	65,011
11/02	L 17-26	New York Jets	71,827
11/09	L 10-20	at New England	68,756
11/17	L 27-29	Cleveland	71,645
11/23	W 54-31	at Kansas City	73,584
11/30	L 3-10	San Francisco	70,988
12/07#	L 3-16	Miami	52,134
12/14	L 27-31	at New York Jets	78,548
12/21	W 30-23	at Denver	74,539
12/28	L 0-13	New England	71,282

# Played in Toronto

TOTAL FIRST DOWNS	BUF	OPP
Rushing	287	293
Passing	107	113
Penalty	167	167
3rd Down: Made/Att	13	13
3rd Down Pct.	81/20373/202	
4th Down: Made/Att	39.9	36.1
4th Down Pct.	7/16	8/26
	43.8	50.0

POSSESSION AVG.	30:04	29:57
-----------------	-------	-------

TOTAL NET YARDS	4882	5217
Avg. Per Game	305.1	326.1
Total Plays	956	971
Avg. Per Play	5.1	5.4

NET YARDS RUSHING	1842	1946
Avg. Per Game	115.1	121.6
Total Rushes	439	455

NET YARDS PASSING	3040	3271
Avg. Per Game	190.0	204.4
Sacked/Yards Lost	38/262	24/170
Gross Yards	3302	3441
Att./Completions	479/309	492/301
Completion Pct.	64.5	61.2
Had Intercepted	15	10

PUNTS/AVERAGE	58/44.1	64/45.6
---------------	---------	---------

NET PUNTING AVG.	39.1	36.8
------------------	------	------

PENALTIES/YARDS	71/538	72/540
-----------------	--------	--------

FUMBLES/BALL LOST	33/15	21/12
-------------------	-------	-------

TOUCHDOWNS	35	34
Rushing	16	18
Passing	14	14
Returns	5	2

SCORE BY PERIOD	Q1	Q2	Q3	Q4	OT	PTS
BILLS	46	113	73	104	0	336
OPPONENTS	108	76	81	77	0	342

SCORING	TD	Ru	Pa	Rt	K-PAT	FG	S	PTS
Lindell	0	0	0	0	34/34	30/38	0	124
Lynch	9	8	1	0	-	-	0	54
Evans	3	0	3	0	1*	-	0	20
Edwards	3	3	0	0	-	-	0	18
Jackson	3	3	0	0	-	-	0	18
Greer	2	0	2	-	-	-	0	12
Hardy	2	0	2	0	-	-	0	12
St. Johnson	2	0	2	0	-	-	0	12
Losman	2	0	2	0	-	-	0	12
McKelvin	2	0	2	0	-	-	0	12
Parrish	2	0	1	1	-	-	0	12
Denney	1	0	1	0	-	-	0	6
Fine	1	0	1	0	-	-	0	6
Reed	1	0	1	0	-	-	0	6
Royal	1	0	1	0	-	-	0	6
Schouman	1	0	1	0	-	-	0	6
BILLS	35	16	14	5	34/34	30/38	0	336
OPP	34	18	14	2	34/34	34/41	1	342

\*2-Pt Conversions: BILLS 1-1, OPP 0-0

**SACKS:** Denney 4, Mitchell 4, Stroud 2.5, Sp. Johnson 2, Kelsay 2, Williams 2, Wilson 1.5, Bryan 1, Schobel 1, B. Scott 1, Whitner 1, Youberty 1, (group) 1  
**BILLS: 24**   **OPPONENTS: 38**

RUSHING	No.	Yds	Avg	Long	TD
Lynch	250	1036	4.1	50	8
Jackson	130	571	4.4	32	3
Edwards	36	117	3.3	15†	3
Losman	12	70	5.8	17	2
Evans	1	22	22.0	22	0
Parrish	2	9	4.5	9	0
Ellison	1	6	6.0	6	0
St. Johnson	1	6	6.0	6	0
Omon	6	5	0.8	2	0
BILLS	439	1842	4.2	50	16
OPP	455	1946	4.3	72†	18

RECEIVING	No.	Yds	Avg	Long	TD
Evans	63	1017	16.1	87†	3
Reed	56	597	10.7	24	1
Lynch	47	300	6.4	42	1
Jackson	37	317	8.6	65	0
Royal	33	351	10.6	30†	1
Parrish	24	232	9.7	22	1
Schouman	15	153	10.2	21	1
St. Johnson	10	102	10.2	21	2
Fine	10	94	9.4	20	1
Hardy	9	87	9.7	17	2
Barnes	2	34	17.0	25	0
McIntyre	2	-1	-0.5	0	0
Denney	1	19	19.0	19†	1
BILLS	309	3302	10.7	87†	14
OPP	301	3441	11.4	84†	14

INTERCEPTIONS	No.	Yds	Avg	Long	TD
McGee	3	36	12.0	36	0
Greer	2	75	37.5	42†	2
McKelvin	2	64	32.0	64†	1
Mitchell	2	33	16.5	32	0
Posluszny	1	9	9.0	9	0
BILLS	10	217	21.7	64†	3
OPP	15	169	11.3	92†	1

PUNTING	No.	Yds	Avg	Net	TB	In	Lg	B
Moorman	58	2557.44	139.1	5	23	63	0	0
BILLS	58	2557.44	139.1	5	23	63	0	0
OPP	64	2920	45.6	36.8	5	22	65	0

PUNT RETURNS	Ret	FC	Yds	Avg	Long	TD
Parrish	21	10	322	15.3	63†	1
Jackson	7	0	116	16.6	35	0
McKelvin	2	0	26	13.0	14	0
BILLS	30	10	464	15.5	63†	1
OPP	18	12	187	10.4	21	0

KICKOFF RETURNS	No.	Yds	Avg	Long	TD
McKelvin	52	1468	28.2	98†	1
Jackson	12	181	15.1	30	0
Sp. Johnson	3	40	13.3	19	0
McGee	3	62	20.7	27	0
Parrish	2	40	20.0	25	0
St. Johnson	1	0	0.0	0	0
McIntyre	1	18	18.0	18	0
Wilson	1	7	7.0	7	0
BILLS	75	1816	24.2	98†	1
OPP	63	1247	19.8	69	0

FIELD GOALS	1-19	20-29	30-39	40-49	50+
Lindell	1/1	7/8	11/11	11/10	15/13
BILLS	1/1	7/8	11/11	11/10	15/13
OPP	0/0	8/9	14/15	8/11	4/6

Lindell: (35G,38G,52B)(21G,45G)(46N,38G)(45G,35G,45G)(48G)(48G,52N,27G,44G)(19G,43G,47G)(53G,43N)(25G)(26G,31G,47N)(21G,39G,34G,38G)(20N,22G,40N)(40G)(34G,48G)(37G,49G,28G)(47N)  
 OPP: (45G)(28G,50G,39G)(23G,35G,32G)(51N)(47G,38G)(46B,43G,45G,35G)(37G,26G,37N,20G,31G)(32G,49N,37G)(40G,33G,43G,22G,56G)(45G)(50G)(50G,35G,27G,48N)(31G)(23G,30G,54N,43G)(33G,26N,23G)

USUAL STARTERS	WR	73	Lee Evans
LT	71	Jason Peters	
LG	66	Derrick Dockery	
C	75	Duke Preston	
RG	60	Brad Butler	
RT	68	Langston Walker	
TE	84	Robert Royal	
WR	82	Josh Reed	
FB/TE	80	Derek Schouman (6)	
RB	23	Marshawn Lynch	
QB	5	Trent Edwards	

DEFENSE	LE	90	Chris Kelsay
LT	99	Marcus Stroud	
RT	95	Kyle Williams	
RE	94	Aaron Schobel	
SLB	59	Kawika Mitchell	
MLB	51	Paul Posluszny	
WLB	56	Keith Ellison	
LCB	24	Terrence McGee	
RCB	33	Jabari Greer (10)	
FS	30	Ko Simpson (10)	
SS	20	Donte Whitner	

PASSING	Att	Cmp	Yds	Cmp%	Yds/Att	TD	TD%	Int	Int%	Long	Sack/Lost	Rating
Edwards	374	245	2699	65.5	7.22	11	2.9	10	2.7	65	23/143	85.4
Losman	104	63	584	60.6	5.62	2	1.9	5	4.8	87†	15/119	62.3
Moorman	1	1	19	100.0	19.00	1	100.0	0	0.0	19†	0/0	158.3
BILLS	479	309	3302	64.5	6.89	14	2.9	15	3.1	87†	38/262	81.3
OPPONENTS	492	301	3441	61.2	6.99	14	2.8	10	2.0	84†	24/170	83.2



# 2009 SEASON STATISTICS

6-10 | 4TH IN AFC EAST | HEAD COACH DICK JAURON & PERRY FEWELL



Date	W/L Score	Opponent	Attendance
09/14	L 24-25	at New England	68,756
09/20	W 33-20	Tampa Bay	70,318
09/27	L 7-27	New Orleans	70,261
10/04	L 10-38	at Miami	65,523
10/11	L 3-6	Cleveland	70,526
10/18	W 16-13(OT)	at NY Jets	76,048
10/25	W 20-9	at Carolina	73,497
11/01	L 10-31	Houston	69,790
11/15	L 17-41	at Tennessee	69,143
11/22*	L 15-18	at Jacksonville	47,757
11/29	W 31-14	Miami	70,155
12/03#	L 13-19	NY Jets	51,567
12/13	W 16-10	at Kansas City	68,668
12/20	L 10-17	New England	70,000
12/27	L 3-31	at Atlanta	68,887
01/03	W 30-7	Indianapolis	69,848

\*Perry Fewell's first game/# Played in Toronto

	BUF	OPP
<b>TOTAL FIRST DOWNS</b>	233	310
Rushing	81	134
Passing	126	157
Penalty	26	19
3rd Down: Made/Att	51/198	77/240
3rd Down Pct.	25.8	40.4
4th Down: Made/Att	7/15	14/26
4th Down Pct.	46.7	53.8

<b>POSSESSION AVG.</b>	27:50	32:10
------------------------	-------	-------

<b>TOTAL NET YARDS</b>	4382	5449
Avg. Per Game	273.9	340.6
Total Plays	911	1086
Avg. Per Play	4.8	5.0

<b>NET YARDS RUSHING</b>	1867	2501
Avg. Per Game	116.7	156.3
Total Rushes	424	535

<b>NET YARDS PASSING</b>	2515	2948
Avg. Per Game	157.2	184.3
Sacked/Yards Lost	46/274	32/189
Gross Yards	2789	3137
Att./Completions	441/256	519/295
Completion Pct.	58.0	56.8
Had Intercepted	19	28

<b>PUNTS/AVERAGE</b>	90/46.6	78/41.2
----------------------	---------	---------

<b>NET PUNTING AVG.</b>	90/40.2	78/37.4
-------------------------	---------	---------

<b>PENALTIES/YARDS</b>	107/855	107/919
------------------------	---------	---------

<b>FUMBLES/BALL LOST</b>	24/11	21/5
--------------------------	-------	------

<b>TOUCHDOWNS</b>	25	37
Rushing	6	19
Passing	17	14
Returns	2	4

<b>SCORE BY PERIOD</b>	Q1	Q2	Q3	Q4	OT	PTS
BILLS	74	67	37	77	3	258
OPPONENTS	44	115	48	119	0	326

<b>SCORING</b>	TD	Ru	Pa	Rt	K-PAT	FG	S	PTS
Lindell	0	0	0	0	24/24	28/33	0	108
Evans	7	0	7	0	-	-	0	42
Owens	6	1	5	0	-	-	0	36
Jackson	4	2	2	0	-	-	0	24
Lynch	2	2	0	0	-	-	0	12
Denney	1	0	1	0	-	-	0	6
Fitzpatrick	1	1	0	0	-	-	0	6
Nelson	1	0	1	0	-	-	0	6
Reed	1	0	1	0	-	-	0	6
Schobel	1	0	0	1	-	-	0	6
Whitner	1	0	0	1	-	-	0	6
BILLS	25	6	17	2	24/24	28/33	0	258
OPP	37	19	14	4	32/32	22/28	1	326

2-Pt Conversions: BILLS 0-1, OPP 2-5

**SACKS:** Schobel 10, Kelsay 5, Williams 4, Denney 2, Sp. Johnson 2, B. Scott 2, Stroud 2, Wilson 2, Draft 1, Posluszny 1, (group) 1  
**BILLS:** 32 **OPPONENTS:** 46

<b>RUSHING</b>	No.	Yds	Avg	Long	TD
Jackson	237	1062	4.5	43	2
Lynch	120	450	3.8	47	2
Fitzpatrick	31	141	4.5	31	1
Edwards	14	106	7.6	20	0
Owens	6	54	9.0	29	1
McIntyre	5	34	6.8	25	0
Omon	5	22	4.4	7	0
Parrish	2	4	2.0	9	0
Brohm	3	-3	-1.0	-1	0
Jenkins	1	-3	-3.0	-3	0
BILLS	424	1867	4.4	47	6
OPP	535	2501	4.7	76	19

<b>RECEIVING</b>	No.	Yds	Avg	Long	TD
Owens	55	829	15.1	98	5
Jackson	46	371	8.1	21	2
Evans	44	612	13.9	50	7
Lynch	28	179	6.4	35	0
Reed	27	291	10.8	29	1
Nelson	17	156	9.2	25	1
Schouman	9	103	11.4	27	0
Fine	9	64	7.1	11	0
McIntyre	7	55	7.9	18	0
Stupar	6	40	6.7	17	0
Parrish	3	34	11.3	16	0
St. Johnson	2	10	5.0	5	0
Denney	1	25	25.0	25	1
Klopfenstein	1	11	11.0	11	0
Hardy	1	9	9.0	9	0
BILLS	256	2789	10.9	98	17
OPP	295	3137	10.6	52	14

<b>INTERCEPTIONS</b>	No.	Yds	Avg	Long	TD
Byrd	9	118	13.1	37	0
Wilson	4	23	5.8	27	0
Posluszny	3	20	6.7	17	0
Whitner	2	104	52.0	76	1
C. Harris	2	7	3.5	7	0
B. Scott	1	27	27.0	27	0
Schobel	1	26	26.0	26	1
Florence	1	7	7.0	7	0
McGee	1	3	3.0	3	0
Corner	1	0	0.0	0	0
Draft	1	0	0.0	0	0
Mace	1	0	0.0	0	0
Wending	1	0	0.0	0	0
BILLS	28	335	12.0	76	2
OPP	19	194	10.2	31	3

<b>PUNTING</b>	No.	Yds	Avg	Net	TB	In	Lg	B
Moorman	90	4192	46.6	40.2	10	25	73	0
BILLS	90	4192	46.6	40.2	10	25	73	0
OPP	78	3216	41.2	37.4	4	30	63	0

<b>PUNT RETURNS</b>	Ret	FC	Yds	Avg	Long	TD
Parrish	24	13	133	5.5	31	0
Jackson	6	5	69	11.5	27	0
Reed	3	0	0	0.0	0	0
Youboty	0	0	16	---	16	0
BILLS	33	18	218	6.6	31	0
OPP	49	12	377	7.7	52	0

<b>KICKOFF RETURNS</b>	No.	Yds	Avg	Long	TD
Jackson	41	1014	24.7	71	0
Parrish	11	258	23.5	31	0
McKelvin	5	121	24.2	33	0
Jenkins	3	45	15.0	19	0
Sp. Johnson	1	12	12.0	12	0
McGee	1	30	30.0	30	0
Omon	1	26	26.0	26	0
Stupar	1	11	11.0	11	0
BILLS	64	1517	23.7	71	0
OPP	59	1271	21.5	52	0

**FIELD GOALS** 1-19 20-29 30-39 40-49 50+  
 Lindell 0/0 12/12 9/9 6/9 1/3  
 BILLS 0/0 12/12 9/9 6/9 1/3  
 OPPONENTS 1/1 9/9 7/7 3/6 2/4  
 Lindell: (40G)(31G,43G,27G,20G)|(49N,35G)  
 BILLS: (33G,25G,46N,47G)(29G,22G)(21G)  
 (25G)(26G,28G,22G)(44N,56G)(49G,32G)  
 (41G,24G,51N,36G)(25G,56N)(42G)(31G,33G,36G)  
 OPP: (41N,20G,28G)|(27G,35G)(33G)(24G,18G)(23G,41G,44N)(43N,39N)(42G,22G,26G)  
 (38G,60N,51G)(29G)|(38G,49G,31G,37G)(21G)  
 (30G)(51G,55B)|)

**USUAL STARTERS**  
**OFFENSE**  
 WR 83 Lee Evans  
 LT 77 Demetrius Bell (8)  
 Jonathan Scott (6)  
 LG 67 Andy Levitre  
 C 63 Geoff Hangartner  
 RG 70 Eric Wood (10)  
 RT 73 Kirk Chambers (9)  
 TE 89 Shawn Nelson (12)  
 WR 81 Terrell Owens  
 FB/TE 86 Derek Fine (6)  
 38 Corey McIntyre (4)  
 82 Josh Reed (4)  
 RB 22 Fred Jackson (10)  
 23 Marshawn Lynch (6)  
 QB 14 Ryan Fitzpatrick (8)  
 5 Trent Edwards (7)

<b>DEFENSE</b>	No.	Yds	Avg	Long	TD
LE	90	Chris Kelsay			
LT	99	Marcus Stroud			
RT	95	Kyle Williams			
RE	94	Aaron Schobel			
SLB	56	Keith Ellison (7)			
MLB	51	Paul Posluszny			
WLB	43	Bryan Scott (6)			
	55	Kawika Mitchell (4)			
LCB	24	Terrence McGee (10)			
RCB	29	Drayton Florence (13)			
FS	31	Jauris Byrd (10)			
SS	37	George Wilson (12)			

<b>PASSING</b>	Att	Cmp	Yds	Cmp%	Yds/Att	TD	TD%	Int	Int%	Long	Sack/Lost	Rating
Fitzpatrick	227	127	1422	55.9	6.26	9	4.0	10	4.4	98	21/127	69.7
Edwards	183	110	1169	60.1	6.39	6	3.3	7	3.8	46	23/139	73.8
Brohm	29	17	146	58.6	5.03	0	0.0	2	6.9	15	2/8	43.2
Jackson	1	1	27	100.0	27.00	1	100.0	0	0.0	27	0/0	158.3
Moorman	1	1	25	100.0	25.00	1	100.0	0	0.0	25	0/0	158.3
BILLS	441	256	2789	58.0	6.32	17	3.9	19	4.3	98	46/274	71.7
OPPONENTS	519	295	3137	56.8	6.04	14	2.7	28	5.4	52	32/189	61.1

# 2010 SEASON STATISTICS



4-12 | 4TH IN AFC EAST | HEAD COACH CHAN GAILEY

Date	W/L Score	Opponent	Attendance
09/12	L 10-15	Miami	69,295
09/19	L 7-34	at Green Bay	70,741
09/26	L 30-38	at New England	68,756
10/03	L 14-38	NY Jets	69,262
10/10	L 26-36	Jacksonville	58,304
10/24	L 34-37	(OT) at Baltimore	71,220
10/31	L 10-13	(OT) at Kansas City	66,625
11/07#	L 19-22	Chicago	50,746
11/14	W 14-12	Detroit	56,721
11/21	W 49-31	at Cincinnati	55,654
11/28	L 16-19	(OT) Pittsburgh	69,642
12/05	L 14-38	at Minnesota	64,012
12/12	W 13-6	Cleveland	50,861
12/19	W 17-14	at Miami	65,511
12/26	L 3-34	New England	68,281
01/02	L 7-38	at NY Jets	79,019

# Played in Toronto

TOTAL FIRST DOWNS	BUF	OPP
Rushing	263	335
Passing	82	138
Penalty	166	179
	15	18
3rd Down: Made/Att	80/211	98/227
3rd Down Pct.	37.9	43.2
4th Down: Made/Att	11/24	7/10
4th Down Pct.	45.8	70.0

POSSESSION AVG.	27:40	32:20
-----------------	-------	-------

TOTAL NET YARDS	4878	5786
Avg. Per Game	304.9	361.6
Total Plays	954	1071
Avg. Per Play	5.1	5.4

NET YARDS RUSHING	1720	2714
Avg. Per Game	107.5	169.6
Total Rushes	401	571

NET YARDS PASSING	3158	3072
Avg. Per Game	197.4	192.0
Sacked/Yards Lost	34/213	27/181
Gross Yards	3371	3253
Att./Completions	519/296	473/294
Completion Pct.	57.0	62.2
Had Intercepted	21	11

PUNTS/AVERAGE	75/42.4	71/42.1
---------------	---------	---------

NET PUNTING AVG.	75/36.6	71/35.6
------------------	---------	---------

PENALTIES/YARDS	82/633	85/634
-----------------	--------	--------

FUMBLES/BALL LOST	33/18	20/11
-------------------	-------	-------

TOUCHDOWNS	34	48
Rushing	6	18
Passing	24	28
Returns	4	2

SCORE BY PERIOD	Q1	Q2	Q3	Q4	OT	PTS
BILLS	40	88	65	90	0	283
OPPONENTS	70	166	98	82	9	425

SCORING	TD	Ru	Pa	Rt	K-PAT	FG	S	PTS
Lindell	0	0	0	0	31/32	16/21	0	79
St. Johnson	10	0	10	0	0	0	0	60
F. Jackson	7	5	2	0	0	0	0	42
Evans	4	0	4	0	0	0	0	24
D. Nelson	3	0	3	0	0	0	0	18
Florence	2	0	2	0	0	0	0	12
Parrish	2	0	2	0	0	0	0	12
Spiller	2	0	1	1	0	0	0	12
Byrd	1	0	0	1	0	0	0	6
Jones	1	0	1	0	0	0	0	6
Martin	1	0	1	0	0	0	0	6
McIntyre	1	1	0	0	0	0	0	6
BILLS	34	6	24	4	31/32	16/21	0	283
OPP	48	18	28	2	46/46	29/39	1	425

**SACKS:** K. Williams 5.5, Kelsay 3.5, B. Scott 3, Stroud 3, Moats 2.5, Sp. Johnson 2, Posluszny 2, Byrd 1, Carrington 1, Corner 1, D. Eddwards 1, Ellis 1, Woods 1, Whitner .5  
**BILLS: 27** OPPONENTS: 34

RUSHING	No.	Yds	Avg	Long	TD
F. Jackson	222	927	4.2	39	5
Spiller	74	283	3.8	20	0
Fitzpatrick	40	269	6.7	22	0
Lynch	37	164	4.4	17	0
T. Edwards	5	24	4.8	8	0
Parrish	3	23	7.7	13	0
Ganther	9	18	2.0	11	0
McIntyre	4	5	1.3	2	1
Roosevelt	1	3	3.0	3	0
Caulcrick	1	2	2.0	2	0
Jones	3	1	0.3	2	0
Moorman	2	1	0.5	1	0
Sanborn	0	0	---	---	0
BILLS	401	1720	4.3	39	6
OPP	571	2714	4.8	43†	18

RECEIVING	No.	Yds	Avg	Long	TD
St. Johnson	82	1073	13.1	45	10
Evans	37	578	15.6	54	4
Parrish	33	400	12.1	37	2
D. Nelson	31	353	11.4	37	3
F. Jackson	31	215	6.9	65†	2
Spiller	24	157	6.5	41	1
Jones	18	213	11.8	40	1
Stupar	12	111	9.3	35	0
Roosevelt	9	139	15.4	30	0
Martin	7	43	6.1	15	1
McIntyre	4	32	8.0	14	0
S. Nelson	3	25	8.3	12	0
Ganther	2	9	4.5	8	0
Chandler	1	8	8.0	8	0
Hubbard	1	8	8.0	8	0
Lynch	1	7	7.0	7	0
TEAM	296	3371	11.4	65†	24
OPP	294	3253	11.1	52†	28

INTERCEPTIONS	No.	Yds	Avg	Long	TD
Florence	3	42	14.0	40†	1
Wilson	2	65	32.5	56	0
McKelvin	2	10	5.0	10	0
Byrd	1	37	37.0	37†	1
Whitner	1	37	37.0	37	0
Davis	1	11	11.0	11	0
D. Edwards	1	8	8.0	8	0
BILLS	11	210	19.1	56	2
OPP	21	330	15.7	41	2

PUNTING	No.	Yds	Avg	Net	TB	In	Lg	B
Moorman	75	3181	42.4	36.6	7	17	61	0
BILLS	75	3181	42.4	36.6	7	17	61	0
OPP	71	2986	42.1	35.6	6	24	62	0

PUNT RETURNS	Ret	FC	Yds	Avg	Long	TD
Parrish	12	7	131	10.9	33	0
Spiller	12	8	175	14.6	34	0
McKelvin	6	3	24	4.0	25	0
Florence	1	0	6	6.0	6	0
Scott	1	0	0	0.0	0	0
BILLS	32	18	336	10.5	34	0
OPP	32	17	299	9.3	25	0

KICKOFF RETURNS	No.	Yds	Avg	Long	TD
Spiller	44	1014	23.0	95†	1
McKelvin	14	265	18.9	49	0
Jones	6	120	20.0	31	0
Caulcrick	2	28	14.0	17	0
Roosevelt	2	31	15.5	16	0
Chandler	1	11	11.0	11	0
Ellis	1	0	0.0	0	0
Wilson	0	0	---	---	0
BILLS	69	1458	21.1	95†	1
OPP	57	1238	21.7	51	0

FIELD GOALS	1-19	20-29	30-39	40-49	50+
Lindell	1/1	6/6	5/6	2/3	2/5
BILLS	1/1	6/6	5/6	2/3	2/5
OPP	3/3	6/6	6/8	14/20	0/2

Lindell: (51G,63N)((39G,39G,34G,51N)((29G,22G)(21G,50G)(43G,53N)((41N)(33N)(29G,32G,49G)((30G,19G)(29G)(26G))  
 OPP:(32G,46N,43G)(44G,24G)(43G)(30N,19G)(49G,49G,34G,40G,46G)(41G,48G,38G)(28G,39N,35G)(42N)(25G,49N,45G)(19G,43N)(45G,46G,48G,41G)(38G)(19G,25G)(48N,61N,53N,48N)(34G,26G)(28G)

## USUAL STARTERS

OFFENSE	WR	83	Lee Evans
LT	77	Demetrius Bell	
LG	67	Andy Levine	
C	63	Geoff Hangartner	
RG	70	Eric Wood	
RT	66	Mansfield Wrotto	
TE	80	David Martin	
WR	13	Stevie Johnson	
FB	38	Corey McIntyre	
RB	22	Fred Jackson	
QB	14	Ryan Fitzpatrick	

## DEFENSE

LE	99	Marcus Stroud
NT	95	Kyle Williams
RE	98	Dwan Edwards
SLB	90	Chris Kelsay
MLB	50	Akin Ayodele (9)
	54	Andra Davis (4)
WLB	51	Paul Posluszny
JLB	52	Arthur Moats (4)
	53	Reggie Torbor (4)
LCB	28	Leodis McKelvin
RCB	29	Drayton Florence
FS	31	Jairus Byrd
SS	20	Donte Whitner

PASSING	Att	Cmp	Yds	Cmp%	Yds/Att	TD	TD%	Int	Int%	Long	Sack/Lost	Rating
Fitzpatrick	441	255	3000	57.8	6.80	23	5.2	15	3.4	65†	24/ 145	81.8
T. Edwards	52	29	241	55.8	4.63	1	1.9	2	3.8	31†	7/ 63	58.3
Brohm	23	10	106	43.5	4.61	0	0.0	3	13.0	33	3/ 5	51.9
L. Brown	3	2	24	66.7	8.00	0	0.0	1	33.3	16	0/ 0	51.4
BILLS	519	296	3371	57.0	6.50	24	4.6	21	4.0	65†	34/ 213	75.2
OPPONENTS	473	294	3253	62.2	6.88	28	5.9	11	2.3	52†	27/ 181	92.6



# 2012 SEASON STATISTICS

6-10 | 4TH IN AFC EAST | HEAD COACH CHAN GAILEY



Date	W/L	Score	Opponent	Attendance
09/09	L	28-48	at New York Jets	79,088
09/16	W	35-17	Kansas City	69,402
09/23	W	24-14	at Cleveland	69,353
09/30	L	28-52	New England	70,684
10/07	L	3-45	at San Francisco	69,732
10/14	W	19-16	OT at Arizona	60,385
10/21	L	34-35	Tennessee	68,836
11/04	L	9-21	at Houston	71,698
11/11	L	31-37	at New England	68,756
11/15	W	19-14	Miami	69,118
11/25	L	13-20	at Indianapolis	64,366
12/02	W	34-18	Jacksonville	53,971
12/09	L	12-15	St. Louis	68,109
12/16#	L	17-50	Seattle	40,770
12/23	L	10-24	at Miami	54,462
12/30	W	28-9	New York Jets	54,533

# Played in Toronto	BUF	OPP
<b>TOTAL FIRST DOWNS</b>	301	349
Rushing	103	136
Passing	176	182
Penalty	22	31
3rd Down: Made/Att	77/198	92/209
3rd Down Pct.	38.9	44.0
4th Down: Made/Att	5/8	6/12
4th Down Pct.	62.5	50.0

POSSESSION AVG.	30:04	29:56
-----------------	-------	-------

TOTAL NET YARDS	5486	5806
Avg. Per Game	342.9	362.9
Total Plays	983	1042
Avg. Per Play	5.6	5.6

NET YARDS RUSHING	2217	2333
Avg. Per Game	138.6	145.8
Total Rushes	442	470

NET YARDS PASSING	3269	3473
Avg. Per Game	204.3	217.1
Sacked/Yards Lost	30/161	36/196
Gross Yards	3430	3669
Att./Completions	511/309	536/306

Completion Pct.	60.5	57.1
Had Intercepted	17	12

PUNTS/AVERAGE	80/44.3
72/44.6	

NET PUNTING AVG.	80/37.1
72/36.2	

PENALTIES/YARDS	104/871	80/693
-----------------	---------	--------

FUMBLES/BALL LOST	23/17	26/9
-------------------	-------	------

TOUCHDOWNS	40	53
Rushing	12	23
Passing	24	25
Returns	4	5

SCORE BY PERIOD	Q1	Q2	Q3	Q4	OT	PTS
BILLS	84	109	78	70	3	344
OPPONENTS	89	115	109	122	0	435

SCORING	TD	Ru	Pa	Rt	K-PAT	FG	S	PTS
Lindell	0	0	0	0	39/39	21/24	0	102
Spiller	8	6	2	0				0 48
Chandler	6	0	6	0				0 36
St. Johnson	6	0	6	0				0 36
F. Jackson	4	3	1	0				0 24
Jones	4	0	4	0				0 24
Bra. Smith	4	1	2	1				0 24
McKelvin	2	0	2	0				0 12
L. Smith	2	0	2	0				0 12
Choice	1	1	0	0				0 6
Fitzpatrick	1	1	0	0				0 6
Graham	1	0	1	0				0 6
B. Scott	1	0	0	1				0 6
Kelsay	0	0	0	0				1 2
Sheppard	0	0	0	0				1 2
BILLS	40	12	24	439	39	21/24	1	344
OPP	53	23	25	5	50/51	21/28	0	435

2-Pt Conversions: BILLS 0-1, OPP 2-2

**SACKS:** M. Williams 10.5, Darius 5.5, Ky. Williams 5, Moore 3, Barnett 2, Carrington 2, Sp. Johnson 2, Kelsay 2, Sheppard 2, Anderson 1, Merriman 1, BILLS: 36, OPP: 30

RUSHING	No.	Yds	Avg	Long	TD
Spiller	207	1244	6.0	62	6
F. Jackson	115	437	3.8	15	3
Fitzpatrick	48	197	4.1	20	1
Choice	47	193	4.1	22	1
Bra. Smith	14	116	8.3	35	1
J. White	8	34	4.3	9	0
Graham	1	5	5.0	5	0
Thigpen	1	-1	-1.0	-1	0
Dickerson	1	-8	-8.0	-8	0
BILLS	442	2217	5.0	62	12
OPP	470	2333	5.0	83†	23

RECEIVING	No.	Yds	Avg	Long	TD
St. Johnson	79	1046	13.2	63	6
Chandler	43	571	13.3	43	6
Spiller	43	459	10.7	66†	2
Jones	41	443	10.8	68†	4
F. Jackson	34	217	6.4	34	1
Graham	31	322	10.4	51	1
Bra. Smith	14	152	10.9	35†	2
Elliott	10	108	10.8	22	0
Dickerson	9	117	13.0	24	0
Martin	4	41	10.3	16	0
L. Smith	4	13	3.3	5	2
Choice	4	9	2.3	5	0
Nelson	2	31	15.5	21	0
McIntyre	1	9	9.0	9	0
BILLS	309	3430	11.1	68†	24
OPP	306	3669	12.0	53	25

INTERCEPTIONS	No.	Yds	Avg	Long	TD
Byrd	5	81	16.2	45	0
B. Scott	4	66	16.5	32	1
Gilmore	1	23	23.0	23	0
McKelvin	1	9	9.0	9	0
Rogers	1	-1	-1.0	-1	0
BILLS	12	178	14.8	45	1
OPP	17	256	15.1	57	2

PUNTING	No.	Yds	Avg	Net	TB	In	Lg	B
Powell	65	2860	44.0	38.1	2	23	62	0
Moorman	15	682	45.5	32.7	1	2	66	0
BILLS	80	3542	44.3	37.1	3	25	66	0
OPP	72	3210	44.6	36.2	8	27	66	0

PUNT RETURNS	Ref	FC	Yds	Avg	Long	TD
McKelvin	23	14	431	18.7	88†	2
Rogers	3	4	14	4.7	14	0
Byrd	0	3	0	---	0	0
BILLS	26	21	445	17.1	88†	2
OPP	35	14	517	14.8	75†	2

KICKOFF RETURNS	No.	Yds	Avg	Long	TD
McKelvin	18	510	28.3	59	0
Bra. Smith	18	496	27.6	89†	1
Easley	2	75	37.5	55	0
Rogers	2	55	27.5	28	0
Carrington	1	0	0.0	0	0
L. Smith	1	0	0.0	0	0
TEAM	42	1136	27.0	89†	1
OPP	51	1144	22.4	96†	1

FIELD GOALS	1-19	20-29	30-39	40-49	50+
Lindell	1/1	3/3	10/11	6/7	1/2
BILLS	1/1	3/3	10/11	6/7	1/2
OPP	3/3	6/6	5/7	6/10	1/2
Lindell:(((1)(37G))((1)(31G))((25G))((31G,42G))((37N,22G,38G,39G))((41G))((32G,34G,42G,19G))((33G,31G))((29G,50G))((35G,40G))((41G))((42G))((50N,46N))					
OPP:((25G,39G))((33G))((49N,42N,30G))((19G))((49G,49G,61G,38B))((46B))((43G,48G,27G))((50N))((25G,19G))((36G))((19G,33G,23G))((46B,45G))((47G,23G,28G,30B))					

USUAL STARTERS	OFFENSE	DEFENSE
WR	13	Stevie Johnson
LT	77	Cordy Glenn
LG	67	Andy Levitre
C	70	Erik Wood
RG	60	Kraig Urbik
RT	79	Erik Pears
TE	84	Scott Chandler
WR	19	Donald Jones
WR	11	T.J. Graham
RB	28	C.J. Spiller
QB	14	Ryan Fitzpatrick

DEFENSE	LINEBACKERS	DEFENSIVE BACKS
LE	94	Mario Williams
DT	99	Marcell Dareus
DT	95	Kyle Williams
RE	54	Kyle Moore
SLB	53	Nigel Bradham
MLB	55	Kelvin Sheppard
WLB	50	Nick Barnett
LCB	23	Aaron Williams
RCB	27	Stefon Gilmore
FS	31	Jairus Byrd
SS	37	George Wilson

PASSING	Att	Cmp	Yds	Cmp%	Yds/Att	TD	TD%	Int	Int%	Long	Sack/Lost	Rating
Fitzpatrick	505	306	3400	60.6	6.73	24	4.8	16	3.2	68†	30/161	83.3
Thigpen	5	3	30	60.0	6.00	0	0.0	0	0.0	12	0/0	77.1
Bra. Smith	1	0	0	0.0	0.00	0	0.0	1	100.0	---	0/0	0.0
TEAM	511	309	3430	60.5	6.71	24	4.7	17	3.3	68†	30/161	82.2
OPPONENTS	536	306	3669	57.1	6.85	25	4.7	12	2.2	53	36/196	84.4

# 2013 SEASON STATISTICS

6-10 | 4TH IN AFC EAST | HEAD COACH DOUG MARRONE



Date	W/L Score	Opponent	Attendance
09/08	L 21-23	New England	69,519
09/15	W 24-23	Carolina	67,819
09/22	L 20-27	at New York Jets	76,957
09/29	W 23-20	Baltimore	68,296
10/03	L 24-37	at Cleveland	71,239
10/13	L 24-27	OT Cincinnati	67,739
10/20	W 23-21	at Miami	60,592
10/27	L 17-35	at New Orleans	72,405
11/03	L 13-23	Kansas City	68,159
11/10	L 10-23	at Pittsburgh	60,406
11/17	W 37-14	New York Jets	68,036
12/01#	L 31-34	OT Atlanta	38,969
12/08	L 6-27	at Tampa Bay	59,194
12/15	W 27-20	at Jacksonville	60,085
12/22	W 19-0	Miami	54,305
12/29	L 20-34	at New England	68,756

# Played in Toronto

TOTAL FIRST DOWNS	BUF	OPP
Rushing	301	308
Passing	113	98
Penalty	149	170
3rd Down: Made/Att	83/244	91/245
3rd Down Pct.	34.0	37.1
4th Down: Made/Att	4/14	4/10
4th Down Pct.	28.6	40.0

POSSESSION AVG.	28:23	31:37
TOTAL NET YARDS	5410	5334
Avg. Per Game	338.1	333.4
Total Plays	1116	1089
Avg. Per Play	4.8	4.9

NET YARDS RUSHING	2307	2063
Avg. Per Game	144.2	128.9
Total Rushes	546	471

NET YARDS PASSING	3103	3271
Avg. Per Game	193.9	204.4
Sacked/Yards Lost	48/270	57/395
Gross Yards	3373	3666
Att./Completions	522/299	561/310
Completion Pct.	57.3	55.3
Had Intercepted	15	23

PUNTS/AVERAGE	96/43.0
94/45.5	

NET PUNTING AVG.	96/36.1
94/41.0	

PENALTIES/YARDS	110/952
108/931	

FUMBLES/BALL LOST	32/12	21/7
-------------------	-------	------

TOUCHDOWNS	34	42
Rushing	15	10
Passing	16	28
Returns	3	4

SCORE BY PERIOD	Q1	Q2	Q3	Q4	OT	PTS
BILLS	73	103	75	88	0	339
OPPONENTS	64	133	82	103	6	388

SCORING	TD	Ru	Pa	Rt	K-PAT	FG	S	PTS
Carpenter	0	0	0	0	32/32	33/36	0	131
Jackson	10	9	1	0	0	0	0	60
Johnson	3	0	3	0	0	0	0	20
Woods	3	0	3	0	0	0	0	20
Goodwin	3	0	3	0	0	0	0	18
Chandler	2	0	2	0	0	0	0	12
Graham	2	0	2	0	0	0	0	12
Manuel	2	2	0	0	0	0	0	12
Searcy	2	0	0	2	0	0	0	12
Spiller	2	2	0	0	0	0	0	12
Summers	2	1	1	0	0	0	0	12
Gragg	1	0	1	0	0	0	0	6
Lewis	1	1	0	0	0	0	0	6
Robey	1	0	0	1	0	0	0	6
BILLS	34	15	16	3	32/32	33/36	0	339
OPP	42	10	28	4	41/41	31/36	0	388

2-Pt Conversions: **BILLS** 2-2, **OPP** 1-1

SACKS: M. Williams 13, K. Williams 10.5, Hughes 10, Dareus 7.5, Lawson 4, Searcy 3.5, Robey 3, Alonso 2, Bryant 1, Byrd 1, Charles LG 1, Charles TM 1, Westerman TM 0.5
BILLS: 57
OPP: 48

RUSHING	No.	Yds	Avg	Long	TD
Spiller	202	933	4.6	77	2
Jackson	206	890	4.3	59	9
Manuel	53	186	3.5	19	2
Choice TM	35	126	3.6	20	0
Lewis	24	52	2.2	8	1
Summers	12	46	3.8	16	1
Tuel	3	17	5.7	14	0
Woods	2	16	8.0	13	0
Graham	4	14	3.5	14	0
Goodwin	3	13	4.3	17	0
Johnson	1	10	10.0	10	0
Wingo	1	4	4.0	4	0
BILLS	546	2307	4.2	77	15
OPP	471	2063	4.4	80	10

RECEIVING	No.	Yds	Avg	Long	TD
Chandler	53	655	12.4	33	2
Johnson	52	597	11.5	45	3
Jackson	47	387	8.2	37	1
Woods	40	587	14.7	57	3
Spiller	33	185	5.6	27	0
Graham	23	361	15.7	47	2
Goodwin	17	283	16.6	59	3
Hogan	10	83	8.3	16	0
Summers	7	79	11.3	34	1
L. Smith	5	78	15.6	28	0
Gragg	5	53	10.6	28	1
Choice TM	4	10	2.5	5	0
Easley	2	13	6.5	9	0
Wingo	1	2	2.0	2	0
BILLS	299	3373	11.3	59	16
OPP	310	3666	11.8	74	28

INTERCEPTIONS	No.	Yds	Avg	Long	TD
Byrd	4	85	21.3	57	0
Leonhard	4	72	18.0	41	0
A. Williams	4	43	10.8	34	0
Alonso	4	38	9.5	32	0
Gilmore	2	0	0.0	0	0
Searcy	1	32	32.0	32	1
Robey	1	19	19.0	19	1

INTS (cont)	No.	Yds	Avg	Long	TD
Lawson	1	0	0.0	0	0
McKelvin	1	0	0.0	0	0
Rogers TM	1	0	0.0	0	0
BILLS	23	289	12.6	57	2
OPPONENTS	15	298	19.9	100	2

PUNTING	No.	Yds	Avg	Net	TB	In	Lg	B
Moorman	61	2511	41.2	36.6	4	16	62	20
S. Powell	35	1613	46.1	35.25	10	6	60	10
BILLS	96	4124	43.0	36.1	9	26	60	20
OPP	94	4274	45.5	41.0	9	37	74	20

PUNT RETURNS	Ref	FC	Yds	Avg	Long	TD
McKelvin	32	13	180	5.6	21	0
Leonhard	7	9	63	9.0	25	0
BILLS	39	22	243	6.2	25	0
OPPONENTS	45	22	477	10.6	79	1

KICKOFF RETURNS	No.	Yds	Avg	Long	TD
Goodwin	16	351	21.9	28	0
Easley	4	83	20.8	28	0
Graham	1	19	19.0	19	0
Woods	1	9	9.0	9	0
Ross	1	7	7.0	7	0
BILLS	23	469	20.4	28	0
OPPONENTS	51	1144	22.4	6	1

FIELD GOALS	1-19	20-29	30-39	40-49	50+
Carpenter	0/0	13/13	6/6	10/11	4/6
BILLS	0/0	13/13	6/6	10/11	4/6
OPPONENTS	0/0	7/7	14/16	8/10	2/3
Carpenter: (1)(42N,55G,20G,48G)					
(37G,23G,43G,26G)(27G,27G,22G)(52G)(51G)					
(39G,20G,31G)(50N,37G)(26G,30G)(20G)					
(40G,42G,43G)(29G)(40G,46G)(42G,54N,40G)					
(45G,21G,22G,26G)(51G,37G)					
OPP: (48G,33G,35G)(27G,25G,39G)(47G,34G)					
(35G,24G)(30G,24G,44G)(46G,34N,43G)(51N)					
(47N,38N)(27G,41G,39G)(36G,37G,23G)					
(48N)(49G,36G)(53G,32G)(32G,55G)(1)					
(43G,35G,29G,35G)					

USUAL STARTERS	WR	13	Stevie Johnson
LT	77	Cordy Glenn	
LG	59	Doug Legursky	
C	70	Eric Wood	
RG	60	Kraig Urbik	
RT	79	Erik Pears	
TE	84	Scott Chandler	
QB	3	EJ Manuel	
RB	28	C.J. Spiller	
FB	38	Frank Summers	
WR	11	T.J. Graham	

DEFENSE	LDE	90	Alan Branch
DT	95	Kyle Williams	
DT	99	Marcell Dareus	
RDE	94	Mario Williams	
SLB	91	Manny Lawson	
MLB	50	Kiko Alonso	
WLB	53	Arthur Moats	
LCB	21	Leodis McKelvin	
RCB	27	Stephon Gilmore	
FS	31	Jairus Byrd	
SS	23	Aaron Williams	

PASSING	Att	Cmp	Yds	Cmp%	Yds/Att	TD	TD%	Int	Int%	Long	Sack/Lost	Rating
Manuel	306	180	1972	58.8	6.44	11	3.6	9	2.9	45	28/159	77.7
Lewis	157	93	1092	59.2	6.96	4	2.5	3	1.9	57	18/100	81.0
Tuel	59	26	309	44.1	5.24	1	1.7	3	5.1	59	2/11	45.1
BILLS	522	299	3373	57.3	6.46	16	3.1	15	2.9	59	48/270	75.0
OPPONENTS	561	310	3666	55.3	6.53	28	5.0	23	4.1	74	57/395	74.9

# 2014 SEASON STATISTICS

9-7 | 2ND IN AFC EAST | HEAD COACH DOUG MARRONE



Date	W/L	Score	Opponent	Attendance
09/07	W	23-20	at Chicago	62,425
09/14	W	29-10	Miami	69,594
09/21	L	10-22	San Diego	68,611
09/28	L	17-23	at Houston	71,756
10/05	W	17-14	at Detroit	62,775
10/12	L	22-37	New England	70,185
10/19	W	17-16	Minnesota	68,477
10/26	W	43-23	at New York Jets	78,160
11/09	L	13-17	Kansas City	68,119
11/13	L	9-22	at Miami	71,573
11/24*	W	38-3	New York Jets	56,044
11/30	W	26-10	Cleveland	68,576
12/07	L	17-24	at Denver	76,913
12/14	W	21-13	Green Bay	70,124
12/21	L	24-26	at Oakland	53,436
12/28	W	17-9	at New England	68,756

\* - Game played in Detroit

	BUF	OPP
<b>TOTAL FIRST DOWNS</b>	273	302
Rushing	65	89
Passing	186	171
Penalty	22	42
3rd Down: Made/Att	84/229	73/220
3rd Down Pct.	36.7%	33.2%
4th Down: Made/Att	6/14	5/11
4th Down Pct.	42.9%	45.5%

<b>POSSESSION AVG.</b>	29:35	30:25
------------------------	-------	-------

<b>TOTAL NET YARDS</b>	5096	4995
Avg. Per Game	318.5	312.2
Total Plays	1020	1027
Avg. Per Play	5.0	4.9

<b>NET YARDS RUSHING</b>	1482	1703
Avg. Per Game	92.6	106.4
Total Rushes	402	414

<b>NET YARDS PASSING</b>	3614	3292
Avg. Per Game	225.9	205.8
Sacked/Yards Lost	39/242	54/308
Gross Yards	3856	3600
Attempts/Completions	579/363	559/337
Completion Pct.	62.7%	60.3%
Had Intercepted	13	19

<b>PUNTS/AVERAGE</b>	86/42.9	88/43.6
----------------------	---------	---------

<b>NET PUNTING AVG.</b>	38.7	37.3
-------------------------	------	------

<b>PENALTIES/YARDS</b>	124/1031	104/849
------------------------	----------	---------

<b>FUMBLES/BALL LOST</b>	22/10	20/11
--------------------------	-------	-------

<b>TOUCHDOWNS</b>	34	28
Rushing	7	10
Passing	23	16
Returns	4	2

<b>SCORE BY PERIOD</b>	Q1	Q2	Q3	Q4	OT	PTS
BILLS	65	88	80	107	3	343
OPPONENTS	49	90	75	75	0	289

<b>SCORING</b>	TD	R	Pa	Rt	K-PAT	FG	S	PTS
D.Carpenter	0	0	0	0	31/32	34/38	0	133
S.Watkins	6	0	6	0	0/0	0/0	0	36
R.Woods	5	0	5	0	0/0	0/0	1	32
C.Hogan	4	0	4	0	0/0	0/0	0	24
F.Jackson	3	2	1	0	0/0	0/0	1	20
S.Chandler	3	0	3	0	0/0	0/0	0	18
A.Dixon	2	2	0	0	0/0	0/0	0	12
C.Spiller	2	0	1	1	0/0	0/0	0	12
J.Hughes	1	0	0	1	0/0	0/0	0	6
L.Smith	1	0	1	0	0/0	0/0	0	6
E.Manuel	1	0	0	0	0/0	0/0	0	6
F.Summers	1	1	0	0	0/0	0/0	0	6
M.Williams	1	0	1	0	0/0	0/0	0	6
K.Orton	1	1	0	0	0/0	0/0	0	6
M.Lawson	1	0	0	1	0/0	0/0	0	6
C.Cragg	1	0	1	0	0/0	0/0	0	6
M.Thigpen	1	0	0	1	0/0	0/0	0	6
BILLS	34.7	23.4	31/32	34/38	2	34.3		
OPP	28.10	16.2	27/27	30/37	0	28.9		

2-Pt Conversions: BILLS 2-2, OPP 0-1

**SACKS:** M.Williams 14.5, J.Hughes 10.0, M.Dareus 10.0, K.Williams 5.5, S.Charles 3.0, N.Bradham 2.5, J.Wynn 2.0, M.Robey 1.5, C.Bryant 1.5, T.Powell 1.0, N.Robey 1.0, B.Spikes 1.0, D.Searcy 0.5  
**BILLS:** 54.0  
**OPP:** 39.0

<b>RUSHING</b>	No.	Yds	Avg	Long	TD
F.Jackson	141	525	3.7	38	2
A.Dixon	105	432	4.1	47	2
C.Spiller	78	300	3.8	53	0
B.Brown	36	126	3.5	14	0
E.Manuel	16	52	3.3	8	1
F.Summers	6	17	2.8	4	1
K.Orton	15	14	0.9	10	1
M.Goodwin	3	8	2.7	12	0
S.Watkins	2	8	4.0	5	0
BILLS	402	1482	3.7	53	7
OPP	414	1703	4.1	47	10

<b>RECEIVING</b>	No.	Yds	Avg	Long	TD
F.Jackson	66	501	7.6	34	1
S.Watkins	65	982	15.1	84	6
R.Woods	65	699	10.8	37	5
S.Chandler	47	497	10.6	37	3
C.Hogan	41	426	10.4	31	4
C.Spiller	19	125	6.6	25	1
B.Brown	16	176	11.0	40	0
M.Williams	8	142	17.8	80	1
M.Gray	8	118	14.8	41	0
A.Dixon	8	49	6.1	10	0
C.Cragg	7	48	6.9	14	1
L.Smith	7	42	6.0	18	1
F.Summers	5	9	1.8	4	0
M.Goodwin	1	42	42.0	42	0
BILLS	363	3856	10.6	84	23
OPP	337	3600	10.7	56	16

<b>INTERCEPTIONS</b>	No.	Yds	Avg	Long	TD
L.McKelvin	4	10	2.5	9	0
D.Searcy	3	70	23.3	32	0
S.Gilmore	3	61	20.3	27	0
C.Graham	2	75	37.5	45	0
B.Rambo	2	44	22.0	28	0
D.Williams	1	34	34.0	34	0

A.Williams	1	26	26.0	26	0
K.Williams	1	2	2.0	2	0
N.Bradham	1	0	0.0	0	0
P.Brown	1	0	0.0	0	0
BILLS	19	322	16.9	45	0
OPP	13	172	13.2	80	2

<b>PUNTING</b>	No.	Yds	Avg	Net	TB	In	LG	B
C.Schmidt	86	3692	42.9	38.7	6	31	67.0	
BILLS	86	3692	42.9	38.7	6	31	67.0	
OPP	88	3834	43.6	37.3	10	25	72.2	

<b>PUNT RETURNS</b>	Ret	FC	Yds	Avg	Long	TD
L.McKelvin	21	8	183	8.7	24	0
M.Thigpen	12	5	155	12.9	75	1
F.Jackson	3	5	5	1.7	5	0
R.Woods	1	0	11	11.0	11	0
BILLS	37	18	354	9.6	75	1
OPP	38	20	246	6.5	41	0

<b>KICKOFF RETURNS</b>	No.	Yds	Avg	Long	TD
C.Spiller	10	306	30.6	102	1
M.Thigpen	6	165	27.5	49	0
M.Goodwin	4	84	21.0	24	0
L.McKelvin	4	64	16.0	30	0
A.Dixon	4	52	13.0	15	0
B.Brown	3	75	25.0	32	0
M.Easley	1	13	13.0	13	0
F.Summers	1	11	11.0	11	0
BILLS	33	770	23.3	102	1
OPP	32	639	20.0	41	0

<b>FIELD GOALS</b>	1-19	20-29	30-39	40-49	50+
Carpenter	0/0	9/9	12/12	13/7	8/6/8
BILLS	0/0	9/9	12/12	13/7	8/6/8
OPP	1/1	3/3	11/11	13/9	12/6/8

## USUAL STARTERS

OFFENSE	
WR	10 Robert Woods
LT	77 Cordy Glenn
LG	60 Kraig Urbik
C	70 Eric Wood
RG	79 Erik Pears
RT	66 Seantrel Henderson
TE	85 Lee Smith
TE	84 Scott Chandler
QB	18 Kyle Orton
RB	22 Fred Jackson
WR	14 Sammy Watkins

DEFENSE	
LDE	94 Mario Williams
DT	95 Kyle Williams
DT	99 Marcell Dareus
RDE	55 Jerry Hughes
MLB	52 Preston Brown
SLB	53 Nigel Bradham
LCB	21 Leodis McKelvin
RCB	24 Stephon Gilmore
FS	25 Da'Norris Searcy
SS	23 Aaron Williams
NB	37 Nickell Robey

<b>PASSING</b>	Att	Cmp	Yds	Cmp%	Yds/Att	TD	TD%	Int	Int%	Long	Sack/Lost	Rating
K.Orton	447	287	3018	64.2%	6.8	18	4.0%	10	2.2%	84	33/198	87.8
E.Manuel	131	76	838	58.0%	6.4	5	3.8%	3	2.3%	80	6/44	80.2
F.Jackson	1	0	0	0.0%	0.0	0	0.0%	0	0.0%	0	0/0	39.6
BILLS	579	363	3856	62.7%	6.7	23	4.0%	13	2.2%	84	39/242	86.0
OPPONENTS	559	337	3600	60.3%	6.4	16	2.9%	19	3.4%	56	54/308	74.5

# 2015 SEASON STATISTICS

8-8 | 3RD IN AFC EAST | HEAD COACH REX RYAN



Date	W/L Score	Opponent	Attendance
09/13	W 27-14	Indianapolis	70,319
09/20	L 32-40	New England	70,858
09/27	W 41-14	at Miami	64,869
10/04	L 10-24	New York Giants	70,677
10/11	W 14-13	at Tennessee	65,670
10/18	L 21-34	Cincinnati	69,593
10/25	L 31-34	at Jacksonville	84,021
11/08	W 33-17	Miami	70,214
11/12	W 22-17	at New York Jets	78,160
11/23	L 13-20	at New England	66,829
11/29	L 22-30	at Kansas City	72,493
12/06	W 30-21	Houston	68,544
12/13	L 20-23	at Philadelphia	69,596
12/20	L 25-35	at Washington	80,124
12/27	W 16-6	Dallas	70,172
01/03	W 22-17	New York Jets	68,670

## TOTAL FIRST DOWNS

	BUF	OPP
Rushing	297	321
Passing	122	87
Penalty	155	197
3rd Down: Made/Att	20	37
3rd Down Pct.	86/227	85/210
4th Down: Made/Att	37.9%	40.5%
4th Down Pct.	7/16	3/13
	43.8%	23.1%

## POSSESSION AVG.

	31:18	28:42
TOTAL NET YARDS	5775	5702
Avg. Per Game	360.9	356.4
Total Plays	1016	1017
Avg. Per Play	5.7	5.6

## NET YARDS RUSHING

	2432	1730
Avg. Per Game	152.0	108.1
Total Rushes	509	394

## NET YARDS PASSING

	3343	3972
Avg. Per Game	208.9	248.3
Sacked/Yards Lost	42/257	21/125
Gross Yards	3600	4097
Attempts/Completions	465/295	602/347
Completion Pct.	63.4%	57.6%
Had Intercepted	9	17

## PUNTS/AVERAGE

	82/46.3
75/43.7	

## NET PUNTING AVG.

	41.3	39.8
--	------	------

## PENALTIES/YARDS

	143/1249	113/906
--	----------	---------

## FUMBLES/BALL LOST

	28/10	16/8
--	-------	------

## TOUCHDOWNS

	45	42
Rushing	19	10
Passing	23	30
Returns	3	2

## SCORE BY PERIOD

	Q1	Q2	Q3	Q4	OT	Pts
BILLS	87	103	77	112	0	379
OPPONENTS	59	126	104	70	0	359

## SCORING

TD	Ru	Pa	Rt	K-PAT	FG	S	PTS
Carpenter	0	0	0	0	34/40	23/27	0 103
Watkins	9	0	0	0	0/0	0/0	0 54
K.Williams	9	7	2	0	0/0	0/0	0 54
McCoy	5	3	2	0	0/0	0/0	0 32
Taylor	4	4	0	0	0/0	0/0	0 26
Clay	3	0	3	0	0/0	0/0	0 18
Gillslee	3	3	0	0	0/0	0/0	0 18
Hankerson	3	0	3	0	0/0	0/0	0 18
Woods	3	0	3	0	0/0	0/0	0 18
Hogan	2	0	2	0	0/0	0/0	0 12
P. Brown	1	0	0	1	0/0	0/0	0 6
Dixon	1	1	0	0	0/0	0/0	0 6
Easley	1	0	1	0	0/0	0/0	0 6
Graham	1	0	0	1	0/0	0/0	0 6
Harvin	1	0	1	0	0/0	0/0	0 6
Manuel	1	1	0	0	0/0	0/0	0 6
D.Williams	1	0	0	1	0/0	0/0	0 6
BILLS	45	19	233	34/40	23/27	1	379
OPP	42	10	302	33/37	22/27	0	359

2-Pt Conversions: **BILLS** 2-5, **OPP** 4-5

## SACKS:

Hughes 5, M. Williams 5, Dareus 2, Bradham 1, Charles 1, Graham 1, Lawson 1, Rambo 1, Robey 1, Tarpley 1, Ky. Williams 1, D. Williams, 1  
**BILLS**: 21.0  
**OPP**: 42.0

## RUSHING

No.	Yds	Avg	Long	TD	
McCoy	203	895	4.4	48†	3
Taylor	104	568	5.5	31	4
Ka.Williams	93	517	5.6	41†	7
Gillslee	47	267	5.7	60†	3
Manuel	17	64	3.8	16	1
Dixon	21	44	2.1	6	1
Herron	11	37	3.4	8	0
Harvin	5	31	6.2	9	0
Hogan	1	4	4.0	4	0
C. Wood	2	3	1.5	3	0
Felton	1	2	2.0	2	0
S. Watkins	1	1	1.0	1	0
Schmidt	1	0	0.0	0	0
Woods	1	0	0.0	0	0
Thigpen	1	-1	-1.0	-1	0
<b>BILLS</b>	509	2432	4.8	60†	19
<b>OPP</b>	394	1730	4.4	58	10

## RECEIVING

No.	Yds	Avg	Long	TD	
S.Watkins	60	1047	17.5	63	9
Clay	51	528	10.4	40†	3
Hogan	36	450	12.5	46	2
McCoy	32	292	9.1	22	2
Hankerson	26	327	12.6	55	3
Harvin	19	218	11.5	51†	1
Gragg	12	150	12.5	29	0
Ka.Williams	11	96	8.7	26†	2
Dixon	6	44	7.3	14	0
Gillslee	6	29	4.8	14	0
Salas	3	41	13.7	20	0
Herron	3	20	6.7	9	0
Goodwin	2	24	12.0	14	0
Easley	1	58	58.0	58†	1
O'Leary	1	37	37.0	37	0
Felton	1	12	12.0	12	0
Taylor	1	4	4.0	4	0
Gray	1	2	2.0	2	0
Mulligan	1	2	2.0	2	0
C.Wood	1	-6	-6.0	-6	0
<b>BILLS</b>	295	3600	12.2	63	23
<b>OPP</b>	347	4097	11.8	77†	30

## INTERCEPTIONS

No.	Yds	Avg	Long	TD	
Gilmore	3	33	11.0	29	0
Graham	2	60	30.0	44†	1
Darby	2	48	24.0	27	0
P.Brown	2	46	23.0	43†	1
Tarpley	2	40	20.0	37	0
McKelvin	2	0	0.0	0	0
A.Williams	1	26	26.0	26	0
Easley	1	0	0.0	0	0
Lawson	1	0	0.0	0	0
Rambo	1	0	0.0	0	0
<b>BILLS</b>	17	253	14.9	44†	2
<b>OPP</b>	9	75	8.3	26†	1

## PUNTING

No.	Yds	Avg	Net	TB	In	Lg	B
Schmidt	82	3797	46.3	41.33	22	650	0
<b>BILLS</b>	82	3797	46.3	41.33	22	650	0
<b>OPP</b>	75	3277	43.7	39.83	28	680	0

## PUNT RETURNS

Ret	FC	Yds	Avg	Long	TD	
Thigpen	18	9	118	6.6	16	0
McKelvin	7	4	21	3.0	12	1
Moore	5	8	77	15.4	27	0
Powell	1	1	16	16.0	16	0
<b>BILLS</b>	31	22	232	7.5	27	0
<b>OPPONENTS</b>	40	20	353	8.8	28	0

## KICKOFF RETURNS

No.	Yds	Avg	Long	TD
Thigpen	17	328	19.331	0
Harvin	5	108	21.625	0
Moore	5	70	14.020	0
Dixon	4	59	14.817	0
Herron	4	92	23.028	0
W.Powell	3	77	25.732	0
Goodwin	2	33	16.519	0
Felton	1	5	5.0	5
<b>BILLS</b>	41	772	18.832	0
<b>OPPONENTS</b>	40	688	17.249	0

## FIELD GOALS

	1-19	20-29	30-39	40-49	50+
Carpenter	0/0	5/5	8/9	7/8	3/5
<b>BILLS</b>	0/0	5/5	8/9	7/8	3/5
<b>OPPONENTS</b>	0/0	5/5	7/7	9/10	1/5

## USUAL STARTERS

### OFFENSE

WR	10	Robert Woods
LT	77	Cordy Glenn
LG	64	Richie Incognito
C	70	Eric Wood
RG	76	John Miller
RT	66	Seantrel Henderson
TE	85	Charles Clay
FB	42	Jerome Felton
QB	5	Tyrod Taylor
RB	25	LeSean McCoy
WR	14	Sammy Watkins

### DEFENSE

LDE	94	Mario Williams
DT	97	Corbin Bryant
DT	99	Marcell Dareus
RDE	55	Jerry Hughes
MLB	52	Preston Brown
SLB	91	Manny Lawson
WLB	53	Nigel Bradham
LCB	28	Ronald Darby
RCB	24	Stephon Gilmore
DS	20	Corey Graham
DS	30	Bacarri Rambo

## PASSING

	Att	Cmp	Yds	Cmp%	Yds/Att	TD	TD%	Int	Int%	Long	Sack/Lost	Rating
Taylor	380	242	3035	63.7%	8.0	20	5.3%	6	1.6%	63	36/212	99.4
Manuel	84	52	561	61.9%	6.7	3	3.6%	3	3.6%	58†	6/45	78.5
Hogan	1	1	4	100.0%	4.0	0	0.0%	0	0.0%	4	0/0	83.3
<b>BILLS</b>	465	295	3600	63.4%	7.7	23	4.9%	9	1.9%	63	42/257	95.6
<b>OPPONENTS</b>	602	347	4097	57.6%	6.8	30	5.0%	17	2.8%	77†	21/125	83.3

# 2016 SEASON STATISTICS

7-9 | 3RD IN AFC EAST | HEAD COACH REX RYAN & ANTHONY LYNN



Date	W/L Score	Opponent	Attendance
9/11	L 7-13	at Baltimore	71,104
9/15	L 31-37	New York Jets	70,256
9/25	W 33-18	Arizona	68,647
10/2	W 16-0	at New England	66,829
10/9	W 30-19	at Los Angeles	83,679
10/16	W 45-16	San Francisco	70,003
10/23	L 25-28	at Miami	65,658
10/30	L 25-41	New England	70,442
11/7	L 25-31	at Seattle	69,084
11/20	W 16-12	at Cincinnati	61,356
11/27	W 28-21	Jacksonville	67,849
12/4	L 24-38	at Oakland	54,759
12/11	L 20-27	Pittsburgh	69,657
12/18	W 33-13	Cleveland	66,529
12/24	L 31-34	Miami	64,690
1/1	L 10-30	at New York Jets	78,160

TOTAL FIRST DOWNS	BUF	OPP
Rushing	146	122
Passing	155	183
Penalty	27	33
3rd Down: Made/Att	86/210	82/205
3rd Down Pct.	41.0	40.0
4th Down: Made/Att	8/15	4/14
4th Down Pct.	53.3	28.6

POSSESSION AVG.	29:22	30:38
TOTAL NET YARDS	5666	5712
Avg. Per Game	354.1	357.0
Total Plays	1012	1018
Avg. Per Play	5.6	5.6

NET YARDS RUSHING	2630	2130
Avg. Per Game	164.4	133.1
Total Rushes	492	468

NET YARDS PASSING	3036	3582
Avg. Per Game	189.8	223.9
Sacked/Yards Lost	46/214	39/253
Gross Yards	3250	3835
Attempts/Completions	474/286	511/306
Completion Pct.	60.3	59.9
Had Intercepted	7	12

PUNTS/AVERAGE	75/42.4
70/43.2	

NET PUNTING AVG.	75/38.1	70/36.7
------------------	---------	---------

PENALTIES/YARDS	112/960	106/884
-----------------	---------	---------

FUMBLES/BALL LOST	15/5	23/6
-------------------	------	------

TOUCHDOWNS	49	41
Rushing	29	21
Passing	17	19
Returns	3	1

SCORE BY PERIOD	Q1	Q2	Q3	Q4	OT	PTS
BILLS	78	99	110	112	0	399
OPPONENTS	72	118	100	85	3	378

SCORING	TD	Ru	Pa	Rt	K-PAT	FG	S	PTS
D.Carpenter	0	0	0	0	0	45/19	25	0 97
McCoy	14	13	1	0	0	0/0	0	0 86
Gillislee	9	8	1	0	0	0/0	0	0 54
Taylor	6	6	0	0	0	0/0	0	0 38
Clay	4	0	4	0	0	0/0	0	0 24
Hunter	4	0	4	0	0	0/0	0	0 24
Goodwin	3	0	3	0	0	0/0	0	0 18
Robey-Coleman	2	0	0	2	0	0/0	0	0 12
Watkins	2	0	2	0	0	0/0	0	0 12
Bush	1	1	0	0	0	0/0	0	0 8
Salas	1	0	1	0	0	0/0	0	0 6
A. Williams	1	0	0	1	0	0/0	0	0 6
J. Williams	1	0	0	0	0	0/0	0	0 6
Woods	1	0	1	0	0	0/0	0	0 6
O'Leary	0	0	0	0	0	0/0	0	0 2
BILLS	49	29	17	3	40	45	19/25	0 399
OPP	41	21	19	1	36	38	30/32	1 378
2-Pt Conversions: <b>BILLS</b> 4-4, <b>OPP</b> 2-3								

**SACKS:** Alexander 12.5, Hughes 6, K. Williams 5, Z. Brown 4, Dareus 3.5, A. Washington 2.5, Lawson 2, Douzable 1.5, P. Brown 1, Graham 1  
**BILLS:** 39.0  
**OPP:** 46.0

RUSHING	No.	Yds	Avg	Long	TD
McCoy	234	1267	5.4	75†	13
Taylor	95	580	6.1	49	6
Gillislee	101	577	5.7	44†	8
J. Williams	27	94	3.5	20	1
Tate	3	48	16.0	30	0
Manuel	8	22	2.8	8	0
Schmidt	1	16	16.0	16	0
Felton	8	13	1.6	6	0
Harvin	1	11	11.0	11	0
Woods	1	6	6.0	6	0
Jones	1	-1	-1.0	-1	0
Bush	12	-3	-3	5	1
BILLS	492	2630	5.3	75†	29
OPP	468	2130	4.6	57	21

RECEIVING	No.	Yds	Avg	Long	TD
Clay	57	552	9.7	40†	4
Woods	51	613	12.0	34	1
McCoy	50	356	7.1	41	1
Goodwin	29	431	14.9	84†	3
Watkins	28	430	15.4	62	2
W. Powell	14	142	10.1	35	0
Hunter	10	189	18.9	64	4
O'Leary	9	114	12.7	28	0
Gillislee	9	50	5.6	18†	1
Tate	8	117	14.6	34	0
Bush	7	90	12.9	25	0
Felton	6	57	9.5	22	0
Salas	4	89	22.3	71†	1
Harvin	2	6	3.0	5	0
Christian	1	14	14.0	14	0
J. Williams	1	0	0.0	0	0
BILLS	286	3250	11.4	84†	17
OPP	306	3835	12.5	66†	19

INTERCEPTIONS	No.	Yds	Avg	Long	TD
Gilmore	5	135	27.0	49	0
Robey-Coleman	2	44	22.0	41†	1
White	2	0	0.0	0	0
Alexander	1	28	28.0	28	0
Z. Brown	1	0	0.0	0	0
Graham	1	0	0.0	0	0
BILLS	12	207	17.3	49	1
OPP	7	87	12.4	51	0

PUNTING	No.	Yds	Avg	Net	TB	In	Lg	B
Schmidt	75	3183	42.4	38.13	20	580		
BILLS	75	3183	42.4	38.13	20	580		
OPP	70	3024	43.2	36.77	19	620		

PUNT RETURNS	Ret	FC	Yds	Avg	Long	TD
Tate	26	14	301	11.6	43	0
Bush	2	2	13	6.5	13	0
W. Powell	0	1	0	---	---	0
BILLS	28	17	314	11.2	43	0
OPP	39	8	262	6.7	22	0

KICKOFF RETURNS	No.	Yds	Avg	Long	TD
Tate	29	662	22.8	45	0
Bush	5	103	20.6	35	0
Felton	2	18	9.0	11	0
O'Leary	2	27	13.5	14	0
Gillislee	1	19	19.0	19	0
BILLS	39	829	21.3	45	0
OPP	46	999	21.7	73	0

FIELD GOALS	1-19	20-29	30-39	40-49	50+
Carpenter	1/1	8/8	5/5	4/9	1/2
BILLS	1/1	8/8	5/5	4/9	1/2
OPP	0/0	5/5	13/13	7/9	5/5

USUAL STARTERS		
OFFENSE		
WR	10	Robert Woods
LT	77	Cordy Glenn
LG	64	Richie Incognito
C	70	Eric Wood
RG	76	John Miller
RT	79	Jordan Mills
TE	85	Charles Clay
QB	5	Tyrod Taylor
RB	25	LeSean McCoy
FB	42	Jerome Felton
WR	14	Sammy Watkins

DEFENSE		
DE	92	Adolphus Washington
DT	95	Kyle Williams
NT	99	Marcell Dareus
OLB	55	Jerry Hughes
MIKE	52	Preston Brown
WILL	53	Zach Brown
OLB	57	Lorenzo Alexander
LCB	28	Ronald Darby
RCB	24	Stephon Gilmore
FS	20	Corey Graham
SS	23	Aaron Williams

PASSING	Att	Cmp	Yds	Cmp%	Yds/Att	TD	TD%	Int	Int%	Long	Sack/Lost	Rating
Taylor	436	269	3023	61.7	6.93	17	3.9	6	1.4	84†	42/192	89.7
Manuel	26	11	131	42.3	5.04	0	0.0	0	0.0	35	3/20	58.3
Jones	11	16	96	54.5	8.73	0	0.0	1	9.1	64	1/2	46.0
J. Williams	1	0	0	0.0	0.0	0	0.0	0	0.0	0	0/0	39.6
BILLS	474	286	3250	60.3	6.86	17	3.6	7	1.5	84†	46/214	86.7
OPPONENTS	511	306	3835	59.9	7.50	19	3.7	12	2.3	66†	39/253	85.9



# 2017 SEASON STATISTICS

9-7 | 2ND IN AFC EAST | HEAD COACH SEAN McDERMOTT



Date	W/L Score	Opponent	Attendance
9/10	W 21-12	New York Jets	68,751
9/17	L 3-9	at Carolina	74,122
9/24	W 26-16	Denver	68,865
10/1	W 23-17	at Atlanta	71,273
10/8	L 16-20	at Cincinnati	52,367
10/22	W 30-27	Tampa Bay	68,561
10/29	W 34-14	Oakland	69,599
11/2	L 21-34	at New York Jets	77,562
11/12	L 10-47	New Orleans	67,501
11/19	L 24-54	at L.A. Chargers	25,015
11/26	W 16-10	at Kansas City	74,929
12/3	L 3-23	New England	68,499
12/10	W 13-7	Indianapolis	60,222
12/17	W 24-16	Miami	62,202
12/24	L 16-37	at New England	65,878
12/31	W 22-16	at Miami	65,571

## AFC WILD CARD PLAYOFF

1/7	L 3-10	at Jacksonville	69,442
-----	--------	-----------------	--------

	BUF	OPP
<b>TOTAL FIRST DOWNS</b>	278	348
Rushing	105	121
Passing	149	199
Penalty	24	28
3rd Down: Made/Att	101/241	82/214
3rd Down Pct.	41.9	38.3
4th Down: Made/Att	2/15	11/20
4th Down Pct.	13.3	55.0

<b>POSSESSION AVG.</b>	28:06	31:54
------------------------	-------	-------

	BUF	OPP
<b>TOTAL NET YARDS</b>	4842	5682
Avg. Per Game	302.6	355.1
Total Plays	1010	1066
Avg. Per Play	4.8	5.3

	BUF	OPP
<b>NET YARDS RUSHING</b>	2017	1994
Avg. Per Game	126.1	124.6
Total Rushes	487	466

	BUF	OPP
<b>NET YARDS PASSING</b>	2825	3688
Avg. Per Game	176.6	230.5
Sacked/Yards Lost	47/261	27/156
Gross Yards	3086	3844
Attempts/Completions	476/289	573/370
Completion Pct.	60.7	64.6
Had Intercepted	10	18

<b>PUNTS/AVERAGE</b>	79/44.7	62/43.1
----------------------	---------	---------

<b>NET PUNTING AVG.</b>	79/40.5	62/38.0
-------------------------	---------	---------

<b>PENALTIES/YARDS</b>	98/872	97/873
------------------------	--------	--------

<b>FUMBLES/BALL LOST</b>	17/6	25/7
--------------------------	------	------

	BUF	OPP
<b>TOUCHDOWNS</b>	31	38
Rushing	12	22
Passing	16	14
Returns	3	2

SCORE BY PERIOD	Q1	Q2	Q3	Q4	OT	PTS
BILLS	40	105	58	93	6	302
OPPONENTS	56	97	94	112	0	359

SCORING	TD	Ru	Pa	Rt	K-PAT	FG	S	PTS
Hauschka	0	0	0	0	29/29	29/33	116	
McCoy	8	6	2	0	0/0	0/0	0	48
Taylor	4	4	0	0	0/0	0/0	0	24
Holmes	3	0	3	0	0/0	0/0	0	18
C. Clay	2	0	2	0	0/0	0/0	0	12
Z. Jones	2	0	2	0	0/0	0/0	0	12
Z. Jones	2	0	2	0	0/0	0/0	0	12
Benjamin	1	0	1	0	0/0	0/0	0	6
Matthews	1	0	1	0	0/0	0/0	0	6
Milano	0	0	0	1	0/0	0/0	0	6
Poyer	1	0	0	1	0/0	0/0	0	6
Tate	1	0	1	0	0/0	0/0	0	6
L. Thomas	1	0	1	0	0/0	0/0	0	6
Thompson	1	0	1	0	0/0	0/0	0	6
Tolbert	1	1	0	0	0/0	0/0	0	6
White	1	0	0	1	0/0	0/0	0	6
K. Williams	1	0	0	0	0/0	0/0	0	6
BILLS	31	12	16	3	29/28	29/33	0	302
OPP	38	22	14	2	35/36	32/35	0	359
2-Pt Conversions:	BILLS	0-1	OPP	0-2				

**SACKS:** Hughes 4, Lawson 4, Alexander 3, Davis 3, Williams 3, Poyer 2, Thornton 2, Capri 1, Dareus 1, Humber 1, Washington 1, Yarbrough 1, (group) 1  
**BILLS:** 27.0  
**OPP:** 47.0

RUSHING	No.	Yds	Avg	Long	TD
McCoy	287	1138	4.0	48†	6
Taylor	84	427	5.1	32	4
Tolbert	66	247	3.7	25	1
Cadet	22	93	4.2	12	1
Webb	8	54	6.8	22	0
Murphy	7	41	5.9	25	0
Peterman	7	23	3.3	9	0
K. Williams	1	1	1.0	1†	1
K. Clay	1	0	0.0	0	0
DiMarco	2	-2	-1.0	0	0
Thompson	2	-5	-2.5	0	0
BILLS	487	2017	4.1	48†	12
OPP	466	1994	4.3	51	22

RECEIVING	No.	Yds	Avg	Long	TD
McCoy	59	448	7.6	39	4
C. Clay	49	558	11.4	44	1
Z. Jones	27	316	11.7	33	2
Thompson	27	430	15.9	46	3
Matthews	25	282	11.3	47	0
O'Leary	22	322	14.6	32	4
Benjamin	16	217	13.6	35	1
Tolbert	14	78	5.6	12	1
Cadet	13	93	7.2	16	0
Holmes	13	120	9.2	36	0
L. Thomas	7	67	9.6	22†	0
DiMarco	7	28	4.0	9	0
Tate	6	81	13.5	24	1
Murphy	2	7	3.5	5	1
K. Clay	1	28	28.0	28	0
T. Jones	1	11	11.0	11	0
BILLS	289	3086	10.7	47	16
OPP	306	3844	10.4	77†	14

INTERCEPTIONS	No.	Yds	Avg	Long	TD
Hyde	5	64	12.8	37	0
Poyer	5	33	6.6	19†	1
White	4	86	21.5	63	0
Wright	1	54	54.0	54	0
Elston	1	22	22.0	22	0
Milano	1	15	15.0	15	0
Gaines	1	1	1.0	1	0
BILLS	18	275	15.3	63	1
OPP	10	190	19.0	59†	1

PUNTING	No.	Yds	Avg	Net	TB	In	Lg	B
Schmidt	79	3529	44.7	40.5	6	28	60	0
BILLS	79	3529	44.7	40.5	6	28	60	0
OPP	62	2670	43.1	38.0	5	22	58	0

PUNT RETURNS	Ret	FC	Yds	Avg	Long	TD
Tate	20	6	193	9.7	40	0
K. Clay	2	1	2	1.0	2	0
Hyde	2	6	18	9.0	12	0
BILLS	24	13	213	8.9	40	0
OPP	38	16	210	5.5	26	0

KICKOFF RETURNS	No.	Yds	Avg	Long	TD
Tate	28	548	19.6	29	0
T. Jones	2	50	20.6	27	0
DiMarco	1	24	24.0	24	0
Murphy	1	18	18.0	18	0
BILLS	32	640	20.0	29	0
OPP	31	681	22.0	61	0

FIELD GOALS	1-19	20-29	30-39	40-49	50+
Hauschka	0/0	6/6	9/9	7/9	7/9
BILLS	0/0	6/6	9/9	7/9	7/9
OPP	0/0	12/12	11/12	5/7	4/4

## USUAL STARTERS

### OFFENSE

WR	11	Zay Jones
LT	73	Dion Dawkins
LG	64	Richie Incognito
C	70	Eric Wood
RG	62	Vladimir Ducasse
RT	79	Jordan Mills
TE	85	Charles Clay
QB	5	Tyrod Taylor
RB	25	LeSean McCoy
FB	42	Pat DiMarco
WR	10	Deonte Thompson

### DEFENSE

DE	55	Jerry Hughes
DT	95	Kyle Williams
DT	92	Adolphus Washington
DE	90	Shaq Lawson
MLB	52	Preston Brown
LB	57	Lorenzo Alexander
LB	50	Ramon Humber
LCB	27	Tre'Davious White
RCB	24	E.J. Gaines
FS	21	Jordan Poyer
SS	23	Micah Hyde

PASSING	Att	Cmp	Yds	Cmp%	Yds/Att	TD	TD%	Int	Int%	Long	Sack/Lost	Rating
Taylor	420	269	2799	62.6	6.66	14	3.3	4	1.0	47	46/256	89.2
Peterman	49	24	252	49.0	5.14	2	4.1	5	10.2	21	1/5	38.4
Webb	7	2	35	28.6	5.00	0	0.0	1	14.3	34	0/0	8.3
TEAM	476	289	3086	60.7	6.48	16	3.4	10	2.1	47	47/261	82.1
OPPONENTS	573	370	3844	64.6	6.71	14	2.4	18	3.1	77†	27/156	78.9

# BILLS HOME/AWAY RECORD



HOME RECORD					ROAD RECORD				
Year	W	L	T	Pct.	Year	W	L	T	Pct.
1960	3	4	0	.429	1960	2	4	1	.357
1961	2	5	0	.286	1961	4	3	0	.571
1962	3	3	1	.500	1962	4	3	0	.571
1963	4	2	1	.643	1963	3	4	0	.429
1964	6	1	0	.857	1964	6	1	0	.857
1965	5	2	0	.714	1965	5	1	1	.786
1966	4	2	1	.643	1966	5	2	0	.714
1967	2	5	0	.286	1967	2	5	0	.286
1968	1	6	0	.143	1968	0	6	1	.071
1969	4	3	0	.571	1969	0	7	0	.000
1970	1	6	0	.143	1970	2	4	1	.357
1971	1	6	0	.143	1971	0	7	0	.000
1972	2	4	1	.357	1972	2	5	0	.286
1973	5	2	0	.714	1973	4	3	0	.571
1974	5	2	0	.714	1974	4	3	0	.571
1975	3	4	0	.429	1975	5	2	0	.714
1976	1	6	0	.143	1976	1	6	0	.143
1977	1	6	0	.143	1977	2	5	0	.286
1978	4	4	0	.500	1978	1	7	0	.125
1979	3	5	0	.375	1979	4	4	0	.500
1980	6	2	0	.750	1980	5	3	0	.625
1981	7	1	0	.875	1981	3	5	0	.375
1982	4	1	0	.800	1982	0	4	0	.000
1983	3	5	0	.375	1983	5	3	0	.625
1984	2	6	0	.250	1984	0	8	0	.000
1985	2	6	0	.250	1985	0	8	0	.000
1986	3	5	0	.375	1986	1	7	0	.125
1987	4	4	0	.500	1987	3	4	0	.429
1988	8	0	0	1.000	1988	4	4	0	.500
1989	6	2	0	.750	1989	3	5	0	.375
1990	8	0	0	1.000	1990	5	3	0	.625
1991	7	1	0	.875	1991	6	2	0	.750
1992	6	2	0	.750	1992	5	3	0	.625
1993	6	2	0	.750	1993	6	2	0	.750
1994	4	4	0	.500	1994	3	5	0	.375
1995	6	2	0	.750	1995	4	4	0	.500
1996	7	1	0	.875	1996	3	5	0	.375
1997	4	4	0	.500	1997	2	6	0	.250
1998	6	2	0	.750	1998	4	4	0	.500
1999	6	2	0	.750	1999	5	3	0	.625
2000	5	3	0	.625	2000	3	5	0	.375
2001	1	7	0	.125	2001	2	6	0	.250
2002	5	3	0	.625	2002	3	5	0	.375
2003	4	4	0	.500	2003	2	6	0	.250
2004	5	3	0	.625	2004	4	4	0	.500
2005	4	4	0	.500	2005	1	7	0	.125
2006	4	4	0	.500	2006	3	5	0	.375
2007	4	4	0	.500	2007	3	5	0	.375
2008	3	5	0	.375	2008	4	4	0	.500
2009	3	5	0	.375	2009	3	5	0	.375
2010	2	6	0	.250	2010	2	6	0	.250
2011	5	3	0	.625	2011	1	7	0	.125
2012	4	4	0	.500	2012	2	6	0	.250
2013	4	4	0	.500	2013	2	6	0	.250
2014	5	3	0	.625	2014	4	4	0	.500
2015	5	3	0	.625	2015	3	5	0	.375
2016	4	4	0	.500	2016	3	5	0	.375
2017	6	2	0	.750	2017	3	5	0	.375
<b>Totals</b>	<b>232</b>	<b>199</b>	<b>4</b>	<b>.538</b>	<b>Totals</b>	<b>171</b>	<b>266</b>	<b>4</b>	<b>.391</b>

# BILLS OFFENSE YEAR-BY-YEAR



YEAR	PLAYS	1ST DOWNS	RSH. YDS	PASS YDS	NET YARDS	POINTS
1960	909	211	1,211	2,689	3,900	296
1961	940	243	1,606	2,344	3,950	294
1962	875	238	2,480	1,984	4,464	309
1963	945	272	1,838	3,080	4,918	304
1964	924	255	2,040	3,166	5,206	400
1965	882	206	1,288	2,461	3,749	313
1966	944	255	1,892	2,856	4,748	358
1967	850	203	1,271	2,317	3,588	237
1968	844	159	1,527	1,343	2,870	199
1969	868	224	1,522	2,345	3,867	230
1970	822	203	1,465	2,430	3,895	204
1971	770	185	1,337/24th	1,989/18th	3,326/25th	184
1972	877	221	2,132/6th	1,601/24th	3,733/18th	257
1973	849	219	3,088/1st**	997/26th	4,085/10th	259
1974	829	220	2,094/9th	1,492/25th	3,586/23rd	264
1975	964	318	2,974/1st	2,493/8th	5,467/1st	420
1976	964	250	2,566/3rd	1,838/18th	4,404/12th	245
1977	944	246	1,861/18th	2,530/1st	4,391/8th	160
1978	974	274	2,381/10th	2,249/20th	4,630/20th	302
1979	982	252	1,621/28th	3,216/9th	4,837/21st	268
1980	1,084	317	2,222/8th	2,750/23rd	4,972/18th	320
1981	1,043	315	2,125/13th	3,515/9th	5,640/8th	311
1982	604	180	1,371/1st	1,556/20th	2,927/11th	150
1983	1,023	309	1,736/24th	3,087/18th	4,823/25th	283
1984	1,046	263	1,643/26th	2,698/25th	4,341/27th	250
1985	971	256	1,611/24th	2,984/21st	4,595/25th	200
1986	963	291	1,654/21st	3,363/15th	5,017/19th	287
1987	1,018	294	1,840/17th	2,901/18th	4,741/16th	270
1988	1,012	313	2,133/7th	3,182/15th	5,315/12th	329
1989	1,045	334	2,264/3rd	3,589/8th	5,853/5th	409
1990	931	302	2,080/7th	3,196/10th	5,276/6th	428
1991	1,056**	359	2,381/1st	3,871/4th	6,252/1st**	458
1992	1,087	350	2,436/1st	3,457/6th	5,893/2nd	381
1993	1,078	316	1,943/8th	3,317/11th	5,260/6th	329
1994	1,066	319	1,831/8th	3,413/10th	5,244/10th	340
1995	1,059	302	1,993/6th	3,124/21st	5,117/20th	350
1996	1,094**	294	1,901/7th	3,218/10th	5,119/10th	319
1997	1,014	268	1,782/14th	2,875/25th	4,657/25th	255
1998	1,033	319	2,161/3rd	3,380/12th	5,541/6th	400
1999	1,059	313	2,040/8th	3,293/20th (T)	5,333/11th	320
2000	1,080	309	1,922/9th	3,576/13th	5,498/11th	315
2001	1,009	287	1,686/22nd	3,451/12th	5,137/13th	265
2002	1,054	355	1,596/24th	3,995/5th**	5,591/11th	379
2003	980	268	1,664/21st	2,684/28th	4,348/30th	243
2004	982	271	1,874/13th	2,817/27th	4,691/25th	395
2005	930	259	1,607/20th	2,515/29th	4,122/28th	271
2006	898	234	1,552/27th	2,719/28th	4,271/30th	300
2007	919	248	1,800/15th	2,634/23rd	4,434/30th	252
2008	956	287	1,842/14th	3,040/22nd	4,882/25th	336
2009	911	233	1,867/16th	2,515/30th	4,382/30th	258
2010	954	263	1,720/18th	3,158/24th	4,878/25th	283
2011	992	313	1,921/13th	3,703/15th	5,624/14th	372
2012	983	301	2,217/6th	3,269/25th	5,486/19th	344
2013	1,116	301	2,307/2nd	3,103/28th	5,410/19th	339
2014	1,020	273	1,482/25th	3,614/18th	5,096/26th	343
2015	1,016	297	2,432/1st	3,600/27th	6,032/11th	379
2016	1,012	328	2,630/1st	3,250/30th	5,880/16th	328
2017	1,010	278	2,017/6th	2,825/31st	4,842/29th	302
<b>TOTAL</b>	<b>56,064</b>	<b>15,773</b>	<b>111,477</b>	<b>164,657</b>	<b>276,134</b>	<b>17,596</b>

\*\*Team Record (non-strike years)

# BILLS DEFENSE YEAR-BY-YEAR



YEAR	TOTAL PLAYS	FIRST DOWNS	RUSH YARDS	PASS YARDS	NET YARDS	TOTAL POINTS
1960	903	225	1,393	2,461	3,854	303
1961	815	200	1,377	2,887	4,264	342
1962	845	229	1,687	2,742	4,429	272
1963	813	**224	1,217	2,856	4,073	291
1964	867	206	913**	2,965	3,878	242
1965	890	226	1,114	3,170	4,284	226
1966	842	192	1,051	3,058	4,109	255
1967	857	201	1,622	1,825	3,447	285
1968	876	210	2,021	2,204	4,225	367
1969	853	236	1,858	2,476	4,334	359
1970	853	213	1,718	2,088	3,806	337
1971	895	250	2,496	2,108	4,604	394
1972	862	249	2,241	1,951	4,192	377
1973	855	231	1,797	2,118	3,915	230
1974	832	219	1,878	1,611	3,489	244
1975	941	300	1,993	3,080	5,073	355
1976	898	261	2,465	2,265	4,730	363
1977	922	260	2,405	2,048	4,453	313
1978	1,016	305	3,228	1,960	5,188	354
1979	1,022	273	2,481	2,530	5,011	279
1980	952	251	1,819	2,282	4,101	260
1981	1,037	298	2,075	2,870	4,945	276
1982	536	151	1,034	1,300	2,334	154
1983	1,078	332	2,503	3,306	5,809	351
1984	1,052	345	2,106	3,476	5,582	454
1985	1,071	320	2,462	3,078	5,540	381
1986	1,071	334	1,721	3,802	5,523	348
1987	1,022	297	2,052	2,854	4,906	305
1988	971	299	1,854	2,724	4,578	237
1989	1,030	299	1,840	3,206	5,046	317
1990	981	288	1,808	2,799	4,607	263
1991	1,086	335	2,044	3,414	5,458	318
1992	991	278	1,395	3,209	4,604	283
1993	1,119	331	1,921	3,633	5,554	242
1994	1,007	294	1,515	3,660	5,175	356
1995	1,084	287	1,626	3,502	5,128	335
1996	1,105	284	1,669	3,068	4,737	266
1997	1,041	265	1,792	3,061	4,853	367
1998	950	283	1,493	3,198	4,691	333
1999	950	244	1,370	2,675	4,045	229
2000	966	252	1,559	2,867	4,426	350
2001	969	302	2,133	3,159	5,292	420
2002	999	303	2,122	3,067	5,189	397
2003	1,010	270	1,606	2,707	4,313	279
2004	978	258	1,604	2,624	4,228	284
2005	1,030	343	2,205	3,291	5,496	367
2006	1,029	298	2,254	3,019	5,273	311
2007	1,047	322	1,993	3,814	5,807	354
2008	971	293	1,946	3,271	5,217	342
2009	1,086	310	2,501	2,948	5,449	326
2010	1,071	335	2,714	3,072	5,786	425
2011	1,003	340	2,224	3,714	5,938	434
2012	1,042	349	2,333	3,473	5,806	435
2013	1,089	308	2,063	3,271	5,334	308
2014	1,027	302	1,703	3,292	4,995	302
2015	1,017	321	1,730	3,972	5,702	359
2016	1,018	338	2,130	3,835	5,965	378
2017	1,015	348	1,994	3,688	5,682	359
<b>TOTAL</b>	<b>56,158</b>	<b>16,117</b>	<b>109,868</b>	<b>168,514</b>	<b>278,473</b>	<b>18760</b>

# YEAR-BY-YEAR RUSHING LEADERS



YEAR	PLAYER	NO.	YARDS	AVERAGE	LONG	TDS
1960	Wray Carlton	137	533	3.9	54†	7
1961	Art Baker	152	498	3.3	35	3
1962	Cookie Gilchrist	214	1,096	5.1	44	13
1963	Cookie Gilchrist	232	979	4.2	32	12
1964	Cookie Gilchrist	230	981	4.3	67	6
1965	Wray Carlton	156	592	3.8	80†	6
1966	Bobby Burnett	187	766	4.1	32	4
1967	Keith Lincoln	159	601	3.8	28	4
1968	Max Anderson	147	525	3.6	45	2
1969	O.J. Simpson	181	697	3.9	32†	2
1970	O.J. Simpson	120	488	4.1	56†	5
1971	O.J. Simpson	183	742	4.1	46†	5
1972	O.J. Simpson	292	1,251	4.3	94†	6
1973	O.J. Simpson	332	2,003	6.0	80†	12
1974	O.J. Simpson	270	1,125	4.2	41	3
1975	O.J. Simpson	329	1,817	5.5	88†	16
1976	O.J. Simpson	290	1,503	5.2	75†	8
1977	O.J. Simpson	126	557	4.4	39	0
1978	Terry Miller	238	1,060	4.5	60†	7
1979	Curtis Brown	172	574	3.3	25	1
1980	Joe Cribbs	306	1,185	3.9	48	11
1981	Joe Cribbs	257	1,097	4.3	35	3
1982	Joe Cribbs	134	633	4.7	62†	3
1983	Joe Cribbs	263	1,131	4.3	45	3
1984	Greg Bell	262	1,100	4.2	85†	7
1985	Greg Bell	223	883	4.0	77†	8
1986	Robb Riddick	150	632	4.2	41†	4
1987	Ronnie Harmon	116	485	4.2	21	2
1988	Thurman Thomas	207	881	4.3	37†	2
1989	Thurman Thomas	298	1,244	4.2	38	6
1990	Thurman Thomas	271	1,297	4.8	80†	11
1991	Thurman Thomas	288	1,407	4.9	33	7
1992	Thurman Thomas	312	1,487	4.8	44	9
1993	Thurman Thomas	355	1,315	3.7	27	6
1994	Thurman Thomas	287	1,093	3.8	29	7
1995	Thurman Thomas	267	1,005	3.8	49	6
1996	Thurman Thomas	281	1,033	3.7	36	8
1997	Antowain Smith	194	840	4.3	56†	8
1998	Antowain Smith	300	1,124	3.7	30	8
1999	Jonathan Linton	205	695	3.4	18	5
2000	Shawn Bryson	161	591	3.7	24	0
2001	Travis Henry	213	729	3.4	25	4
2002	Travis Henry	325	1,438	4.4	34	13
2003	Travis Henry	331	1,356	4.1	64	10
2004	Willis McGahee	284	1,128	4.0	41	13
2005	Willis McGahee	325	1,247	3.8	27	5
2006	Willis McGahee	259	990	3.8	57†	6
2007	Marshawn Lynch	280	1,115	4.0	56†	7
2008	Marshawn Lynch	250	1,036	4.1	50	8
2009	Fred Jackson	237	1,062	4.5	43	2
2010	Fred Jackson	222	927	4.2	39	5
2011	Fred Jackson	170	934	5.5	80†	6
2012	C.J. Spiller	207	1,244	6.0	62†	6
2013	Fred Jackson	206	890	4.3	59	9
2014	Fred Jackson	141	525	3.7	38	2
2015	LeSean McCoy	203	895	4.4	48	3
2016	LeSean McCoy	234	1,267	5.4	75†	13
2017	LeSean McCoy	287	1,138	4.0	48†	6

# YEAR-BY-YEAR RECEIVING LEADERS



YEAR	PLAYER	NO.	YARDS	AVERAGE	LONG	TDS
1960	Tom Rychlec	45	590	13.1	36	0
1961	Glenn Bass	50	765	15.3	76t	3
1962	Ernie Warlick	35	482	13.8	25	2
1963	Bill Miller	69	860	12.5	36	3
1964	Glenn Bass	43	897	20.9	94t	7
1965	Bo Roberson	31	483	15.6	74t	3
1966	Elbert Dubenion	50	747	14.9	46	2
1967	Keith Lincoln	41	558	13.6	60t	5
1968	Haven Moses	42	633	15.1	55t	2
1969	Haven Moses	39	752	19.3	55t	5
1970	Marlin Briscoe	57	1,036	18.2	48	8
1971	Marlin Briscoe	44	603	13.7	75t	5
1972	J.D. Hill	52	754	14.5	58t	5
1973	Bob Chandler	30	427	14.2	37t	3
1974	Ahmad Rashad	36	433	12.0	29	4
1975	Bob Chandler	55	746	13.6	35	6
1976	Bob Chandler	61	824	13.5	58t	10
1977	Bob Chandler	60	745	12.4	31	4
1978	Bob Chandler	44	581	13.2	44	5
1979	Frank Lewis	54	1,082	20.0	55	2
1980	Jerry Butler	57	832	14.6	69	6
1981	Frank Lewis	70	1,244	17.8	33	4
1982	Frank Lewis	28	443	15.8	39	2
1983	Joe Cribbs	57	524	9.2	33t	7
1984	Byron Franklin	69	862	12.5	64t	4
1985	Greg Bell	58	576	9.9	49	1
1986	Andre Reed	53	739	13.9	55t	7
1987	Andre Reed	57	752	13.2	40	5
1988	Andre Reed	71	968	13.6	65t	6
1989	Andre Reed	88	1,312	14.9	78t	9
1990	Andre Reed	71	945	13.3	56t	8
1991	Andre Reed	81	1,113	13.7	55	10
1992	Andre Reed	65	913	14.0	51	3
1993	Pete Metzelaars	68	609	9.0	51	4
1994	Andre Reed	90	1,303	14.5	83t	8
1995	Bill Brooks	53	763	14.4	51t	11
1996	Andre Reed	66	1,036	15.7	67t	6
1997	Andre Reed	60	880	14.7	77t	5
1998	Eric Moulds	67	1,368	20.4	84t	9
1999	Eric Moulds	65	994	15.3	54t	7
2000	Eric Moulds	94	1,326	14.1	52	5
2001	Larry Centers	80	620	7.8	26	2
2002	Eric Moulds	100	1,292	12.9	70t	10
2003	Eric Moulds	64	780	12.2	49	1
2004	Eric Moulds	88	1,043	11.9	49	5
2005	Eric Moulds	81	816	10.1	55t	4
2006	Lee Evans	82	1,292	15.8	83t	8
2007	Lee Evans	55	849	15.4	85t	5
2008	Lee Evans	63	1,017	16.1	87t	3
2009	Terrell Owens	55	829	15.1	98t	5
2010	Stevie Johnson	82	1,073	13.1	45	10
2011	Stevie Johnson	76	1,004	13.2	55	7
2012	Stevie Johnson	79	1,046	13.2	63	6
2013	Scott Chandler	53	655	12.4	33	2
2014	Fred Jackson	66	501	7.6	34	1
2015	Sammy Watkins	60	1,047	17.5	63	9
2016	Charles Clay	57	552	9.7	40t	4
2017	LeSean McCoy	59	448	7.6	39	2

# YEAR-BY-YEAR PASSING LEADERS



YEAR	PLAYER	ATT.	COMP.	YARDS	INT.	LONG	TDS	PCT.
1960	John Green	228	89	1,267	10	70†	10	.390
1961	M.C. Reynolds	181	83	1,004	13	52	2	.459
1962	Warren Rabb	177	67	1,196	14	76†	10	.378
1963	Jack Kemp	384	194	2,914	20	89†	13	.505
1964	Jack Kemp	269	119	2,285	26	94†	13	.442
1965	Jack Kemp	391	179	2,368	18	78†	10	.458
1966	Jack Kemp	389	166	2,451	16	55	11	.427
1967	Jack Kemp	369	161	2,503	26	63†	14	.436
1968	Dan Darragh	215	92	917	14	41	3	.428
1969	Jack Kemp	344	170	1,981	22	55†	13	.494
1970	Dennis Shaw	321	178	2,507	20	48	10	.555
1971	Dennis Shaw	291	149	1,813	26	75†	11	.512
1972	Dennis Shaw	258	136	1,666	17	58†	14	.527
1973	Joe Ferguson	164	73	939	10	42	4	.445
1974	Joe Ferguson	232	119	1,588	12	55†	12	.513
1975	Joe Ferguson	321	169	2,426	17	77†	25	.526
1976	Joe Ferguson	151	74	1,086	1	58†	9	.490
1977	Joe Ferguson	457	221	2,803	24	42	12	.484
1978	Joe Ferguson	330	175	2,136	15	92†	16	.530
1979	Joe Ferguson	458	238	3,572	15	84†	14	.520
1980	Joe Ferguson	439	251	2,805	18	69	20	.572
1981	Joe Ferguson	498	252	3,652	20	67†	24	.506
1982	Joe Ferguson	264	144	1,597	16	47	7	.546
1983	Joe Ferguson	508	281	2,995	25	43†	26	.553
1984	Joe Ferguson	344	191	1,991	17	68†	12	.555
1985	Vince Ferragamo	287	149	1,677	17	48	5	.519
1986	Jim Kelly	480	285	3,593	17	84†	22	.594
1987	Jim Kelly	419	250	2,798	11	47	19	.597
1988	Jim Kelly	452	269	3,380	17	66†	15	.595
1989	Jim Kelly	391	228	3,130	18	78†	25	.583
1990	Jim Kelly	346	219	2,829	9	71	24	.633
1991	Jim Kelly	474	304	3,844	17	77†	33	.641
1992	Jim Kelly	462	269	3,457	19	65†	23	.582
1993	Jim Kelly	470	288	3,382	18	65†	18	.613
1994	Jim Kelly	448	285	3,114	17	83†	22	.636
1995	Jim Kelly	458	255	3,130	13	77†	22	.557
1996	Jim Kelly	379	222	2,810	19	67†	14	.586
1997	Todd Collins	391	215	2,367	13	77†	12	.550
1998	Doug Flutie	354	202	2,711	11	84†	20	.571
1999	Doug Flutie	478	264	3,171	16	54†	19	.552
2000	Rob Johnson	306	175	2,125	7	74†	12	.572
2001	Alex Van Pelt	307	178	2,056	11	80†	12	.580
2002	Drew Bledsoe	610	375	4,359	15	73†	24	.615
2003	Drew Bledsoe	471	274	2,860	12	54	11	.582
2004	Drew Bledsoe	448	256	2,932	16	69	20	.571
2005	Kelly Holcomb	230	155	1,509	8	65	10	.673
2006	JP Losman	429	268	3,051	14	83†	19	.625
2007	Trent Edwards	269	151	1,630	8	70†	7	.561
2008	Trent Edwards	374	245	2,699	10	65	11	.655
2009	Ryan Fitzpatrick	227	127	1,422	10	98†	9	.559
2010	Ryan Fitzpatrick	441	255	3,000	15	65†	23	.520
2011	Ryan Fitzpatrick	569	353	3,832	23	60	24	.620
2012	Ryan Fitzpatrick	505	306	3,400	16	68	24	.606
2013	EJ Manuel	306	180	1,972	9	45	11	.588
2014	Kyle Orton	447	287	3,018	10	84	18	.642
2015	Tyrod Taylor	380	242	3,035	6	63	20	.636
2016	Tyrod Taylor	436	269	3,023	6	84†	17	.617
2017	Tyrod Taylor	420	263	2,799	4	47	14	.626

# YEAR-BY-YEAR SCORING LEADERS



YEAR	PLAYER	TDS	PATS	FGS	POINTS
1960	Wray Carlton, RB	11	0/0	0/0	66
1961	Elbert Dubenion, WR	8	0/0	0/0	48
1962	Cookie Gilchrist, RB	15	14/17	8/20	128
1963	Cookie Gilchrist, RB	14	0/0	0/0	84
1964	Pete Gogolak, K	0	45/46	19/29	102
1965	Pete Gogolak, K	0	31/31	28/46	115
1966	Booth Lusteg, K	0	41/42	19/38	98
1967	Mike Mercer, K	0	25/25	16/27	73
1968	Bruce Alford, K	0	15/15	14/24	57
1969	Bruce Alford, K	0	23/24	17/26	74
1970	Grant Guthrie, K	0	24/25	10/19	54
1971	John Leypoldt, K	0	12/12	9/15	39
1972	John Leypoldt, K	0	29/30	16/24	77
1973	John Leypoldt, K	0	27/27	21/30	90
1974	John Leypoldt, K	0	25/29	19/33	82
1975	O.J. Simpson, RB	23	0/0	0/0	138
1976	Bob Chandler, WR	10	0/1	0/0	60
1977	Carson Long, K	0	13/14	7/11	34
1978	Tom Dempsey, K	0	36/39	10/13	66
1979	Nick Mike-Mayer, K	0	17/18	20/29	77
1980	Nick Mike-Mayer, K	0	37/39	13/23	76
1981	Nick Mike-Mayer, K	0	37/37	14/24	79
1982	Efren Herrera, K	0	11/12	8/14	35
1983	Joe Danelo, K	0	33/35	10/20	63
1984	Greg Bell, RB	8	0/0	0/0	48
1985	Scott Norwood, K	0	23/23	13/17	62
1986	Scott Norwood, K	0	32/34	17/27	83
1987	Scott Norwood, K	0	31/31	10/15	61
1988	Scott Norwood, K	0	33/33	32/37	129
1989	Scott Norwood, K	0	46/47	23/30	115
1990	Scott Norwood, K	0	50/52	20/29	110
1991	Scott Norwood, K	0	56/58	18/29	110
1992	Steve Christie, K	0	43/44	24/30	115
1993	Steve Christie, K	0	36/37	23/32	105
1994	Steve Christie, K	0	38/38	24/28	110
1995	Steve Christie, K	0	33/35	31/40	126
1996	Steve Christie, K	0	33/33	24/29	105
1997	Steve Christie, K	0	21/21	24/30	93
1998	Steve Christie, K	0	41/41	33/41	140
1999	Steve Christie, K	0	33/33	25/34	108
2000	Steve Christie, K	0	31/31	26/35	109
2001	Jake Arians, K	0	16/17	12/21	52
2002	Mike Hollis, K	0	40/40	25/33	115
2003	Rian Lindell, K	0	24/24	17/24	75
2004	Rian Lindell, K	0	45/45	24/28	117
2005	Rian Lindell, K	0	26/26	29/35	113
2006	Rian Lindell, K	0	33/33	23/25	102
2007	Rian Lindell, K	0	24/24	24/27	96
2008	Rian Lindell, K	0	34/34	30/38	124
2009	Rian Lindell, K	0	24/24	28/33	108
2010	Rian Lindell, K	0	31/32	16/21	79
2011	Rian Lindell, K	0	25/25	13/15	64
2012	Rian Lindell, K	0	39/39	21/24	102
2013	Dan Carpenter, K	0	32/32	33/36	131
2014	Dan Carpenter, K	0	31/32	34/38	133
2015	Dan Carpenter, K	0	34/40	23/27	103
2016	Dan Carpenter, K	0	40/45	19/25	97
2017	Stephen Hauschka, K	0	29/29	29/33	116



# YEAR-BY-YEAR PUNTING LEADERS



YEAR	PLAYER	NO.	YARDS	AVG	LONG	BLK
1960	Billy Atkins	89	3,468	39.0	58	0
1961	Billy Atkins	84	3,783	45.0	70	1
1962	Wayne Crow	76	2,946	38.8	59	1
1963	Daryle Lamonica	52	2,086	40.1	57	1
1964	Paul Maguire	65	2,777	42.7	64	0
1965	Paul Maguire	80	3,437	43.0	68	0
1966	Paul Maguire	69	2,841	41.2	61	0
1967	Paul Maguire	77	3,320	43.1	64	0
1968	Paul Maguire	100	4,175	41.8	61	1
1969	Paul Maguire	78	3,471	44.5	78	1
1970	Paul Maguire	83	3,228	38.9	58	1
1971	Spike Jones	72	2,966	41.2	62	1
1972	Spike Jones	80	3,104	38.8	67	1
1973	Spike Jones	66	2,660	40.3	62	0
1974	Marv Bateman	34	1,494	43.9	66	0
1975	Marv Bateman	61	2,536	41.6	74	2
1976	Marv Bateman	86	3,678	42.8	78	1
1977	Marv Bateman	81	3,229	39.9	75	2
1978	Rusty Jackson	87	3,373	38.8	70	2
1979	Rusty Jackson	96	3,671	38.2	60	0
1980	Greg Cater	73	2,828	38.7	61	1
1981	Greg Cater	80	3,175	39.7	71	0
1982	Greg Cater	35	1,328	37.9	61	0
1983	Greg Cater	89	3,533	39.7	60	0
1984	John Kidd	88	3,696	42.0	63	2
1985	John Kidd	92	3,818	41.5	67	0
1986	John Kidd	75	3,031	40.4	57	0
1987	John Kidd	64	2,495	39.0	67	0
1988	John Kidd	62	2,451	39.5	60	0
1989	John Kidd	65	2,564	39.4	60	2
1990	Rick Tuten	53	2,107	39.8	55	0
1991	Chris Mohr	54	2,085	38.6	58	0
1992	Chris Mohr	60	2,531	42.2	61	0
1993	Chris Mohr	74	2,991	40.4	58	0
1994	Chris Mohr	67	2,799	41.8	71	0
1995	Chris Mohr	86	3,473	40.4	60	0
1996	Chris Mohr	101	4,194	41.5	80	0
1997	Chris Mohr	90	3,764	41.8	59	1
1998	Chris Mohr	69	2,882	41.8	57	0
1999	Chris Mohr	73	2,840	38.9	60	0
2000	Chris Mohr	95	3,661	38.5	57	1
2001	Brian Moorman	80	3,262	40.8	66	0
2002	Brian Moorman	66	2,844	43.1	84	1
2003	Brian Moorman	85	3,788	44.6	71	0
2004	Brian Moorman	77	3,325	43.2	80	0
2005	Brian Moorman	71	3,242	45.7	68	0
2006	Brian Moorman	92	4,012	43.6	66	0
2007	Brian Moorman	81	3,302	40.8	75	0
2008	Brian Moorman	58	2,557	44.1	63	0
2009	Brian Moorman	90	4,192	46.6	73	0
2010	Brian Moorman	75	3,181	42.4	61	0
2011	Brian Moorman	72	3,472	48.2	66	1
2012	Shawn Powell	65	2,860	44	62	0
2013	Brian Moorman	61	2,511	41.2	62	0
2014	Colton Schmidt	86	3,692	42.9	67	0
2015	Colton Schmidt	86	3,802	46.4	65	0
2016	Colton Schmidt	75	3,183	42.4	58	0
2017	Colton Schmidt	79	3,529	44.7	60	0

# YEAR-BY-YEAR PUNT RETURN LEADERS



YEAR	PLAYER	NO.	FC	YARDS	AVG.	LONG	TDS
1960	Joe Kulbacki	12	13	100	8.3	33	0
1961	Glenn Bass	8	17	75	9.4	32	0
1962	Willie West	15	3	124	8.3	45	0
1963	Ray Abruzzese	17	8	152	8.9	32	0
1964	Hagood Clarke	33	3	317	9.6	53t	1
1965	George Byrd	22	4	220	10.0	30	0
1966	Ed Rutkowski	18	4	209	11.6	73t	1
1967	George Byrd	30	5	142	4.7	19	0
1968	Hagood Clarke	29	2	241	8.3	82t	1
1969	Max Anderson	19	4	142	7.5	30	0
1970	Tommy Pharr	23	4	184	8.0	54	0
1971	Ike Hill	14	2	133	9.5	68t	1
1972	Alvin Wyatt	11	5	85	7.7	27	0
1973	Donnie Walker	25	4	210	8.4	23	0
1974	Donnie Walker	43	2	384	8.9	52	0
1975	Gary Hayman	25	8	216	8.6	30	0
1976	Keith Moody	16	8	166	10.4	67t	1
1977	Keith Moody	15	6	196	13.1	91t	1
1978	Keith Moody	19	5	240	12.6	82t	1
1979	Keith Moody	38	10	318	8.4	32	0
1980	Joe Cirbbs	29	7	154	5.3	16	0
1981	Roland Hooks	17	2	142	8.4	25	0
1982	Mike Mosley	11	6	61	5.5	16	0
1983	Robb Riddick	42	5	241	5.7	24	0
1984	Don Wilson	33	8	297	9.0	65t	1
1985	Don Wilson	16	5	161	10.1	30	0
1986	Ron Pitts	18	11	194	10.8	49t	1
1987	Ron Pitts	23	12	149	6.5	19	0
1988	Flip Johnson	16	3	72	4.5	16	0
1989	Mickey Sutton	26	9	231	8.9	26	0
1990	Al Edwards	14	5	92	6.6	16	0
1991	Clifford Hicks	12	7	203	16.9	59	0
1992	Clifford Hicks	29	6	289	10.0	42	0
1993	Russell Copeland	31	7	274	8.8	47t	1
1994	Jeff Burris	32	6	332	10.4	57	0
1995	Jeff Burris	20	1	229	11.5	40	0
1996	Jeff Burris	27	7	286	10.6	45	0
1997	Jeff Burris	21	8	198	9.4	32	0
1998	Kevin Williams	37	11	369	10.0	73	0
1999	Kevin Williams	33	17	331	10.0	27	0
2000	Chris Watson	33	18	163	4.9	20	0
2001	Peerless Price	19	8	110	5.8	24	0
2002	Charlie Rogers	26	11	137	5.3	16	0
2003	Nate Clements	14	11	137	9.8	35	0
2004	Nate Clements	35	10	327	9.3	86t	1
2005	Roscoe Parrish	14	9	186	13.3	43	0
2006	Roscoe Parrish	32	9	364	11.4	82t	1
2007	Roscoe Parrish	27	2	440	16.3	74t	1
2008	Roscoe Parrish	21	10	322	15.3	63t	1
2009	Roscoe Parrish	24	13	133	5.5	31	0
2010	Roscoe Parrish	12	7	131	10.9	33	0
2011	C.J. Spiller	13	8	127	9.8	45	0
2012	Leodis McKelvin	3	14	431	18.7	88t	2
2013	Leodis McKelvin	32	13	180	5.6	21	0
2014	Leodis McKelvin	21	8	183	8.7	24	0
2015	Marcus Thigpen	18	9	118	6.6	16	0
2016	Brandon Tate	26	14	301	11.6	43	0
2017	Brandon Tate	20	6	193	9.7	40	0

# YEAR-BY-YEAR KICK RETURN LEADERS



YEAR	PLAYER	NO.	YARDS	AVG.	LONG	TDS
1960	Joe Kulbacki	13	226	17.4	25	0
1961	Elbert Dubenion	16	329	20.6	33	0
1962	Willie Jones	14	287	20.5	27	0
1963	Ed Rutkowski	13	396	30.5	65	0
1964	Ed Rutkowski	21	498	23.7	57	0
1965	Charley Warner	32	825	25.8	102t	2
1966	Charley Warner	33	846	25.6	95t	1
1967	Charley Bivins	16	380	23.8	55	0
1968	Max Anderson	39	971	24.9	100t	1
1969	Bubba Thornton	30	749	25.0	58	0
1970	Glenn Alexander	12	204	17.0	30	0
1971	Alvin Wyatt	30	762	25.4	39	0
1972	Alvin Wyatt	17	432	25.4	43	0
1973	Wallace Francis	23	687	29.9	101t	2
1974	Wallace Francis	37	947	25.6	74	0
1975	Vic Washington	35	923	26.4	59	0
1976	Keith Moody	26	605	23.3	41	0
1977	Keith Moody	30	636	21.2	45	0
1978	Curtis Brown	17	428	25.2	102t	1
1979	Keith Moody	27	556	20.6	35	0
1980	Terry Miller	16	303	18.9	43	0
1981	Byron Franklin	21	436	20.8	33	0
1982	Mike Mosley	18	487	27.1	66	0
1983	Van Williams	22	494	22.5	60	0
1984	Van Williams	39	820	21.0	65	0
1985	Don Wilson	22	465	21.1	37	0
1986	Ronnie Harmon	18	321	17.8	32	0
1987	Steve Tasker	11	197	17.9	39	0
1988	Erroll Tucker	15	310	20.7	30	0
1989	Ronnie Harmon	18	409	22.7	49	0
1990	Don Smith	32	643	20.1	38	0
1991	Al Edwards	31	623	20.1	91t	1
1992	Ken Davis	14	251	17.9	35	0
1993	Russell Copeland	24	436	18.2	28	0
1994	Yonel Jourdain	27	601	22.3	42	0
1995	Darick Holmes	39	799	20.5	42	0
1996	Eric Moulds	52	1,205	23.2	97t	1
1997	Eric Moulds	43	921	21.4	53	0
1998	Kevin Williams	47	1,059	22.5	46	0
1999	Kevin Williams	42	840	20.0	62	0
2000	Chris Watson	44	894	20.3	37	0
2001	Nate Clements	30	628	20.9	37	0
2002	Charlie Rogers	64	1,280	20.0	90t	1
2003	Antonio Brown	48	1,046	21.8	75	0
2004	Terrence McGee	52	1,370	26.3	104t	3
2005	Terrence McGee	46	1,391	30.2	99t	1
2006	Terrence McGee	52	1,355	26.1	88	0
2007	Terrence McGee	45	1,082	24.0	103t	1
2008	Leodis McKelvin	52	1,468	28.2	98t	1
2009	Fred Jackson	41	1,014	24.7	71	0
2010	C.J. Spiller	44	1,014	23.0	95t	1
2011	Brad Smith	15	282	18.8	28	0
2012	Leodis McKelvin	18	510	28.3	59	0
2013	Marquise Goodwin	16	351	21.9	28	0
2014	C.J. Spiller	10	306	30.6	102t	1
2015	Marcus Thigpen	17	328	19.3	31	0
2016	Brandon Tate	29	662	22.8	45	0
2017	Brandon Tate	28	548	19.6	29	0

# YEAR-BY-YEAR KICK SCORING LEADERS



YEAR	PLAYER	PATS	FGS	PCT.	LONG	POINTS
1960	Billy Atkins	27/33	6/13	.462	45	45
1961	Billy Atkins	29/31	2/6	.333	39	35
1962	Cookie Gilchrist	14/17	8/20	.400	42	38
1963	Mack Yoho	32/37	10/23	.434	41	62
1964	Pete Gogolak	45/46	19/29	.655	47	102
1965	Pete Gogolak	31/31	28/46	.609	47	115
1966	Booth Lusteg	41/42	19/38	.500	47	98
1967	Mike Mercer	25/25	16/27	.592	51	73
1968	Bruce Alford	15/15	14/24	.583	51	57
1969	Bruce Alford	23/24	17/26	.653	44	74
1970	Grant Guthrie	24/25	10/19	.526	52	54
1971	John Leypoldt	12/12	9/15	.600	48	39
1972	John Leypoldt	29/30	16/24	.667	48	77
1973	John Leypoldt	27/27	21/30	.700	50	90
1974	John Leypoldt	25/29	19/33	.576	47	82
1975	John Leypoldt	51/57	9/16	.563	45	78
1976	George Jakowenko	21/24	12/17	.706	49	57
1977	Carson Long	13/14	7/11	.636	45	34
1978	Tom Dempsey	36/39	10/13	.769	46	66
1979	Nick Mike-Mayer	17/18	20/29	.689	42	77
1980	Nick Mike-Mayer	37/39	13/23	.565	49	76
1981	Nick Mike-Mayer	37/37	14/24	.583	46	79
1982	Efren Herrera	11/12	8/14	.571	49	35
1983	Joe Danelo	33/35	10/20	.500	48	63
1984	Joe Danelo	17/17	8/16	.500	52	41
1985	Scott Norwood	23/23	13/17	.765	49	62
1986	Scott Norwood	32/34	17/27	.630	48	83
1987	Scott Norwood	31/31	10/15	.667	45	61
1988	Scott Norwood	33/33	32/37	.865	49	129
1989	Scott Norwood	46/47	23/30	.767	48	115
1990	Scott Norwood	50/52	20/29	.690	48	110
1991	Scott Norwood	56/58	18/29	.621	52	110
1992	Steve Christie	43/44	24/30	.800	54	115
1993	Steve Christie	36/37	23/32	.718	59	105
1994	Steve Christie	38/38	24/28	.857	52	110
1995	Steve Christie	33/35	31/40	.775	51	126
1996	Steve Christie	33/33	24/29	.828	48	105
1997	Steve Christie	21/21	24/30	.800	59	93
1998	Steve Christie	41/41	33/41	.805	52	140
1999	Steve Christie	33/33	25/34	.735	52	108
2000	Steve Christie	31/31	26/35	.743	48	109
2001	Jake Arians	16/17	12/21	.571	49	52
2002	Mike Hollis	40/40	25/33	.758	54	115
2003	Rian Lindell	24/24	17/24	.708	44	75
2004	Rian Lindell	45/45	24/28	.857	43	117
2005	Rian Lindell	26/26	29/35	.829	53	113
2006	Rian Lindell	33/33	23/25	.920	53	102
2007	Rian Lindell	24/24	24/27	.889	52	96
2008	Rian Lindell	34/34	30/38	.789	53	124
2009	Rian Lindell	24/24	28/33	.848	56	108
2010	Rian Lindell	31/32	16/21	.762	51	79
2011	Rian Lindell	25/25	13/15	.867	49	64
	Dave Rayner	13/13	10/15	.667	56	43
2012	Rian Lindell	39/39	21/24	.875	50	102
2013	Dan Carpenter	32/32	33/36	.917	55	131
2014	Dan Carpenter	31/32	34/38	.895	58	133
2015	Dan Carpenter	34/40	23/27	.852	52	103
2016	Dan Carpenter	40/45	19/25	.760	54	97
2017	Stephen Hauschka	29/29	29/33	.879	56	116

# YEAR-BY-YEAR INTERCEPTION LEADERS



YEAR	PLAYER	NO	YARDS	AVG.	LONG	TDS
1960	Arch Matsos	8	142	17.8	33	1
1961	Bill Atkins	10	158	15.8	29	0
1962	Carl Charon	7	131	18.7	25	1
1963	Willie West	5	57	11.4	23	0
	John Tracey	5	22	4.4	15	0
1964	George Byrd	7	178	25.4	75†	1
1965	Hagood Clarke	7	60	8.6	40	0
1966	Tom Janik	8	136	17.0	37†	2
1967	Tom Janik	10	222	22.2	46	2
1968	George Byrd	6	76	12.7	53†	1
1969	George Byrd	7	95	13.6	32	1
1970	Pete Richardson	5	46	9.2	22	0
1971	Robert James	4	25	6.3	25	0
1972	Ken Lee	6	155	25.8	61†	1
1973	Dwight Harrison	5	117	23.4	38	1
1974	Tony Greene	9	157	17.4	38	0
1975	Dwight Harrison	8	99	12.4	40	0
1976	Tony Greene	5	135	27.0	101†	1
1977	Tony Greene	9	144	16.0	47	0
1978	Mario Clark	5	29	5.8	29	0
1979	Jeff Nixon	6	81	13.5	43	0
1980	Steve Freeman	7	107	15.3	47†	1
1981	Mario Clark	5	142	28.4	53	0
1982	Bill Simpson	4	45	11.3	24	0
1983	Steve Freeman	3	40	13.3	29	0
	Chris Williams	3	6	2.0	4	0
1984	Charles Romes	5	130	26.0	55	0
1985	Charles Romes	7	56	8.0	21	0
1986	Charles Romes	4	23	5.8	23	0
1987	Mark Kelso	6	25	4.2	12	0
1988	Mark Kelso	7	180	25.7	78†	1
1989	Mark Kelso	6	101	16.8	43	0
1990	Kirby Jackson	3	16	5.3	14	0
1991	Nate Odomes	5	120	24.0	48	1
	Darryl Talley	5	45	9.0	13	0
1992	Henry Jones	8	263	32.9	82†	2
1993	Nate Odomes	9	65	7.2	25	0
1994	Matt Darby	4	20	5.0	20	0
1995	Kurt Schulz	6	48	8.0	32†	1
1996	Kurt Schulz	4	24	6.0	19	0
1997	Ken Irvin	2	28	14.0	28	0
	Kurt Schulz	2	23	11.5	21	0
	Marlon Kerner	2	20	10.0	20	0
	Jeff Burris	2	19	9.5	10	0
	Sean Moran	2	12	6.0	12	0
1998	Kurt Schulz	6	48	8.0	24	0
1999	Kurt Schulz	3	26	8.7	26	0
2000	Keion Carpenter	5	63	12.6	22	0
2001	Nate Clements	3	48	16.0	48†	1
2002	Nate Clements	6	82	13.7	42	1
2003	Nate Clements	3	54	18.0	54	1
2004	Nate Clements	6	77	12.8	35	1
2005	Terrence McGee	4	97	24.3	46†	0
	Troy Vincent	4	78	19.5	42	0
2006	London Fletcher-Baker	4	30	7.5	17†	1
2007	Terrence McGee	4	4	1.0	2	0
2008	Terrence McGee	3	36	12.0	36	0
2009	Jairus Byrd	9	118	13.1	37	0
2010	Drayton Florence	3	42	14.0	40†	1
2011	George Wilson	4	26	6.5	12	0
2012	Jairus Byrd	5	81	16.2	45	0
2013	Kiko Alonso	4	38	9.5	32	0
	Aaron Williams	4	43	10.75	34	0
	Jairus Byrd	4	85	21.25	57	0
	Jim Leonhard	4	72	18	41	0
2014	Leodis McKelvin	4	10	2.5	9	0
2015	Stephon Gilmore	3	33	11	29	0
2016	Stephon Gilmore	5	135	27	49	0
2017	Micah Hyde	5	64	12.8	37	0
	Jordan Poyer	5	33	6.6	19†	1



One of the most accomplished front office executives in NFL history, Bill Polian helped build multiple successful franchises during his 24 years as a general manager. In all, his teams made 17 playoff trips, eight conference championship games and five Super Bowl appearances, including winning Super Bowl XXI with the Indianapolis Colts.

Widely praised as both a top talent evaluator and influential executive, Polian is the first sixtime recipient of the NFL Executive of the Year award from The Sporting News and during his time in Buffalo he redesigned the franchise from a last place team in 1985 to the forefront of the league with appearances in Super Bowl XXV, Super Bowl XXVI, Super Bowl XXVII and Super Bowl XXVIII. Working alongside Owner Ralph C. Wilson, Jr.

and Head Coach Marv Levy, Polian's eye for talent and negotiating prowess brought a bevy of outstanding players to Buffalo. In fact, of the 47 Bills at the first two Super Bowls, 45 came to Buffalo during Polian's tenure.

His acquisitions included the 1986 signing of QB Jim Kelly from the USFL and the 1987 trade for LB Cornelius Bennett. Additional draft picks Polian made in Buffalo included DE Bruce Smith, OT Will Wolford, RB Thurman Thomas and WR Andre Reed. He built a team that would reverse the Bills record from 8-40 from 1984-86 to a 58-22 mark from 1988-92. During his time in Buffalo, 13 Bills drafted or obtained by Polian made a total of 49 Pro Bowl appearances. In all, Polian brought in five players who would end up in the Pro Football Hall of Fame (Jim Kelly, James Lofton, Andre Reed, Bruce Smith and Thurman Thomas), as well as Head Coach Marv Levy.

## CAREER HIGHLIGHTS

- Responsible for putting together the only NFL team to go to four consecutive Super Bowls
- Brought six future Hall of Famers to Buffalo (Jim Kelly, James Lofton, Andre Reed, Bruce Smith, Thurman Thomas and Head Coach Marv Levy)



Andre Reed ended his 16-year career as the most accomplished wide receiver to ever play for the Buffalo Bills. The 6-2, 190-pound Kutztown product led the Bills in receiving from 1986 to 1992 and then again in 1994, 1996 and 1997 on his way to racking up the Bills' career receiving records for receptions (941) and receiving yards (13,095).

After being selected by Buffalo with the team's first choice in the fourth round of the 1985 NFL Draft, Reed emerged as one of the elite wideouts in the league during the 1989 season when he caught 88 passes for 1,312 yards and nine touchdowns.

Reed would go on to provide a dynamic presence on all four of the Bills' AFC Championship

teams—leading the team in receptions, receiving yards and receiving touchdowns during the four-year run.

A seven-time Pro Bowler, Reed recorded a franchise record 36 100-yard receiving games (regular season) as a Bill. Reed also ranks as the franchise leader in games played with 221 and is tied with Bruce Smith as the franchise's all-time leaders in years of service with 15 seasons.

## CAREER HIGHLIGHTS

- Selected to seven straight Pro Bowls spanning from 1988 to 1994
- Bills franchise leader in receptions, receiving yards and receiving touchdowns
- Named to the Bills 50th Season All-Time Team in 2009

## PRO STATS

Years	Team	G	No	Yds	Avg	TD
1985-1999	Buffalo	221	941	13,095	13.9	86
2000	Washington	13	10	103	10.3	1
Career Total		234	951	13,198	13.9	87

# PRO FOOTBALL HALL OF FAME



The impact Ralph Wilson, Jr. had on professional football culminated in 2009 with his induction into the Pro Football Hall of Fame.

For starters, he was the only original AFL owner to keep his team in its originating city. The role he played in the AFL-NFL merger, his presence on nearly every NFL committee and his passion for the game as one who has always had the league's best interests at heart before his own team has led many to refer to him as the NFL's "voice of reason."

Under his direction as owner, the Bills won two AFL Championships in 1964 and 1965 and were the only AFL team to make the postseason in four consecutive years (1963-66). Later, his Bills would become the only team ever to win four consecutive AFC championships (1990-93) and appear in four straight Super Bowls. He was honored with numerous awards, including the Pete Rozelle Award from the Touchdown Club in New Orleans, the NFL Alumni's "Order of the Leather Helmet" and the "Timmie" Award from the Touchdown Club of Washington D.C. In 2008, Mr. Wilson received the Maxwell Football Club's Francis J. (Reds) Bagnell Award for Contributions to the Game of Football and the inaugural Lamar Hunt Award for Professional Football at the 101 Awards in Kansas City. At the turn of the century, The Buffalo News named Ralph Wilson, Jr. as the "Top Sports Figure" of the region in the past millennium.



Widely regarded as one of the most dominant defensive players ever to play in the National Football League, Bruce Smith began his tenure with the Buffalo Bills in 1985. Over the next 19 seasons, Smith would amass more sacks (200) than any other player in NFL history. In Buffalo, Smith anchored the defense for 15 years, which ranks first (along with WR Andre Reed) for the most seasons played in a Bills uniform. In 10 of those years, Buffalo reached the postseason.

Taken with the first overall pick in the 1985 NFL Draft, Smith started 13 games his rookie year and collected 48 tackles and 6.5 sacks. Those numbers jumped to 63 and 15.0, respectively, in 1986.

Perhaps his finest year came in 1990, when he posted 101 tackles, 19.0 sacks and 14 QB pressures while the team won its first of four consecutive AFC Championships. Smith was named to the Pro Bowl 11 times in his career and was the NFL Defensive Player of the Year in 1990 and 1996.

Known for his ability to get to the opposing quarterback, Smith racked up sacks against 74 different quarterbacks and against every team but three: San Diego, Buffalo, and Baltimore. He ranks first in NFL history with 13 seasons of 10 or more sacks and second on the all-time postseason sack list with 14.5. He was named to the NFL's All-Decade team in both the 1980's and 1990's. Smith was the AFC Defensive Player of the Week eight times during his Bills tenure, and Defensive Player of the Month six times. Extremely durable, Smith ranks 16th on the all-time games played list with 279.

## CAREER HIGHLIGHTS

- NFL's all-time sack leader with 200.
- Bills' all-time sack leader with 171.
- Selected to 11 Pro Bowls.
- NFL Defensive Player of the Year in 1990 and 1996

## PRO STATS

Years	Team	G	TT	UT	AT	Sacks	FF	FR
1985-99	Buffalo	217	1,209	879	330	171	35	14
2000-03	Washington	62	183	114	69	29	10	1
Totals		279	1,392	993	399	200	45	15



Thurman Thomas developed into one of the NFL's most versatile and dangerous offensive players in his 13 years in the league. He was also known as one of the team's most emotional leaders for the Buffalo Bills – a team that won more games (103) than any AFC team in the 1990s.

His ability to catch the ball as well as run with it was a key ingredient to the Bills' "No Huddle" offensive attack. The team improved to 13-3 in 1990 as Thomas led the

NFL in all-purpose yards. He rushed for 1,297 yards and scored 11 touchdowns while catching 49 passes for 532 yards and two touchdowns. With the versatile back leading the way, the Bills marched through the playoffs to the first of their unprecedented four straight Super Bowl berths.

In 1991, Thomas amassed more than 2,000 all-purpose yards, just the 11th player ever to do so. His league-leading yardage output included 1,407 yards on the ground and an additional 631 yards on a career-high 62 receptions. He scored 12 touchdowns. He reached the 2,000-yard total again the following season which marked a record fourth straight season of leading the NFL in yards from scrimmage.

Named to the NFL's All-Decade Team of the 1990s, Thomas was selected first- or second-team All-Pro and All-AFC five times, and was voted to the Pro Bowl five straight years. Thomas retired as the NFL's ninth ranked rusher with 12,074 yards and added another 4,458 yards on 472 catches. He scored 65 rushing and 23 receiving touchdowns in his 13-season career.

## CAREER HIGHLIGHTS

- First NFL player to lead the NFL in yards from scrimmage in four consecutive seasons (1989-92)
- Third back in history to record 400 receptions and 10,000 rushing yards
- Five-time Pro Bowl selection and 1991 NFL Most Valuable Player

## PRO STATS

Years	Team	G	Rushing				Receiving			
			No	Yds	Avg	TD	No	Yds	Avg	TD
1988-99	Buffalo	173	2,849	11,938	4.2	65	456	4,341	9.5	22
2000	Miami	9	28	136	4.9	0	16	117	7.3	1
Totals		182	2,877	12,074	4.2	65	472	4,458	9.4	23



In the 1970s, Joe DeLamielleure and his Buffalo Bills offensive line mates were dubbed the "Electric Company," because they "turned the Juice loose." The "Juice" of course was Hall of Fame running back O.J. Simpson. An All-American and three-time All-Big Ten performer at Michigan State, "Joe D" was selected in the first round of the 1973 NFL Draft by the Bills.

Extremely durable and dependable, DeLamielleure played in 185 consecutive games during his 13 playing seasons with the Bills and the Cleveland Browns. A starter from the first game of his rookie season, DeLamielleure started in every game for eight seasons

in Buffalo before being traded to Cleveland in 1980. He went on to become the most honored lineman of the Bills' respected front wall.

Eight times during his career he was selected first- or second-team All-Pro; seven times he was named first- or second-team All-AFC, and six times he was named to the Pro Bowl. Since 1970, only two Hall of Fame guards, John Hannah with 10 and Gene Upshaw with seven, were named All-Pro more often.

## CAREER HIGHLIGHTS

- Selected to six straight Pro Bowls from 1976-1981
- First or second-team All-Pro from 1974-1980, 1983
- Named to the 1970s All-Decade Team

## PRO STATS

Years	Team	Games
1973-1979	Buffalo	102
1980-1984	Cleveland	73
1985	Buffalo	10
Career Total		185





James Lofton's speed and soft hands made him an immediate deep-threat receiver from the moment he entered the pros in 1978.

It was something he would remain throughout his long career with the Green Bay Packers, the Los Angeles Raiders, Buffalo Bills, Los Angeles Rams and the Philadelphia Eagles. In 16 seasons, Lofton caught 764 passes for 14,004 yards – an average of 18.3 yards per catch. His 14,004 career-reception yardage mark was an NFL best at the time of his retirement, while his 43 games with 100 or more yards receiving ranked third.

In 1987, Lofton was traded to the Raiders, and two years later joined the Bills. In Buffalo, he reemerged as one of the game's premier deep-threats.

In 1991, at the age of 35, the still-speedy receiver became the oldest player in league history to record 1,000 receiving yards in a season.

Extremely durable, Lofton was the first NFL player to score a touchdown in the 1970s, 1980s and 1990s. Many of his 75 touchdown receptions came on long passes when he simply outran the opposition.

## CAREER HIGHLIGHTS

- When he retired in 1993, his total of 14,004 yards was No. 1 all-time
- Selected to eight Pro Bowls (1979, 1981-86, 1992), named All-Pro four times and All-NFC three times
- First player to score a touchdown in the 1970s, 1980s and 1990s

## PRO STATS

Years	Team	G	No	Yds	Avg	TD
1978-1986	Green Bay	136	530	9,656	18.2	49
1987-1988	L.A. Raiders	18	69	1,429	20.7	5
1989-1992	Buffalo	59	151	2,736	18.1	21
1993	L.A. Rams/Phil.	10	14	183	13.1	0
Career Total		233	764	14,004	18.3	75



A strong-armed passer with a "linebacker's mentality," Kelly virtually rewrote the Bills' record book for quarterbacks. Only three players in NFL history had reached the 30,000-yard career passing mark faster. Eight times during his NFL career he passed for more than 3,000 yards in a season, and 26 times he passed for more than 300 yards in a game.

With Kelly and teammates Thurman Thomas and Andre Reed, the Bills possessed a highly potent offense during the 1990s. Kelly's quick decisiveness and fast paced "no-huddle" offense terrorized opposing defenses. In 11 seasons in Buffalo, Kelly led the Bills to the playoffs eight times.

In 17 playoff game appearances, including four consecutive Super Bowls, he passed for 3,863 yards and 21 touchdowns. At the time of his retirement, his 84.4 passer rating ranked sixth all-time and was second when compared to Hall of Fame quarterbacks. His 35,467 career passing yards ranked tenth in NFL history; his 2,874 completions ranked eighth; and his 237 touchdowns ranked thirteenth.

## CAREER HIGHLIGHTS

- Selected to four Pro Bowls: 1987, 1990-1992
- Led the Bills to an unprecedented four straight Super Bowls from 1990-1993
- Passed for more than 3,000 yards eight times

## PRO STATS

Years	1986-96	Yards	35,467
Team	BUF	Percentage	60.1
Games	160	TD	237
Attempts	4,779	Int	175
Completions	2,847	Rating	84.4



In 1986, when Marv Levy was chosen to direct the fortunes of the Buffalo Bills, he brought with him more than 30 years of coaching experience. In 1987, his first full season with the Bills, the team returned to respectability with a 7-8 record and were in the playoff hunt throughout most of the season.

The following season the team posted a 12-4 record and won their first of six AFC Eastern Division titles. With his high-powered “no-huddle” offense, Levy went on to set a new standard for NFL coaches as he led his AFC championship team to four consecutive Super Bowl appearances.

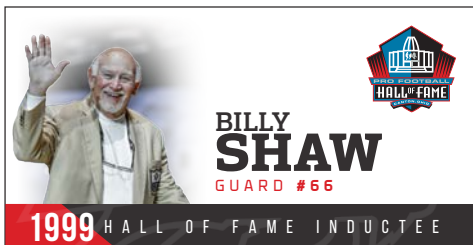
From 1988 through 1997, the Bills were first in the AFC in winning percentage and second only to the San Francisco 49ers in the NFL. Levy, the winningest coach in Bills’ history, recorded a 112-70 regular season record and was 11-8 in the playoffs during his 11 seasons with the Bills. He was named NFL Coach of the Year in 1988 and AFC Coach of the Year in 1988, 1993 and 1995.

## CAREER HIGHLIGHTS

- Was NFL Coach of the Year in 1988, AFC Coach of the year in 1988, 1993 and 1995
- Led the Bills to the playoffs eight times, including four Super Bowls
- Won six AFC East Division titles

## PRO STATS

Years	Team	Record	Post season
1978-1982	Kansas City	31-42	
1986-1997	Buffalo	112-70	11-8
Career Total		143-112	11-8



Equally adept at pass blocking and run blocking, Billy Shaw’s ability to pull out in front of runners was a perfect fit for the Bills. Shaw’s speed, strength, and natural ability made him “the driving force of the offensive unit” according to his former offensive line coach Jerry Smith.

Especially effective on short-yardage scoring plays, Shaw would pull out from his left guard position followed by heavy-duty runners Cookie Gilchrist and Wray Carlton. Bills quarterback Jack Kemp or his super-sub Daryle Lamonica would follow the powerful trio of blockers – often untouched – into the end zone.

A key member of the Bills teams that won AFL titles in 1964 and 1965, Shaw was named a firstteam All-AFL selection five times (1962-66) and also a second team All-AFL choice in 1962, 1968 and 1969. He was selected to play in eight AFL All-Star Games and was named to the All-Time AFL Team. Named to pro football’s All-Decade Team of the 1960s, Shaw is the first Hall of Fame member to play his entire career in the AFL.

## CAREER HIGHLIGHTS

- Helped lead the Bills to back-to-back AFL titles in 1964 and 1965
- Named All-AFL five times (1962-1966)
- First player to spend entire career in the AFL to be elected to the Hall of Fame

## PRO STATS

Years	Team	Games
1961-1969	Buffalo	119



O. J. Simpson, a two-time All-American from the University of Southern California and the 1968 Heisman Trophy winner, was one of history's most heralded rookies when the Buffalo Bills selected him with the first overall pick in the 1969 draft.

His career record for 11 seasons confirms the rave notices were well founded. He rushed for 11,236 yards and scored 456 points on 76 touchdowns in his career.

O.J. may be best remembered for his sensational 1973 season when he became the first back in history to rush for over 2,000 yards. With 219 yards in the next-to-last game against New England and a 200-yard output in the finale with the New York Jets, Simpson totaled 2,003 yards, tops for a 14-game season.

Simpson also led the league in rushing four years: 1972, 1973, 1975 and 1976.

In various selections, he was named NFL Player of the Year in 1972, 1973 and 1975. He was both All-AFC and All-Pro five straight years from 1972-76. He played in six Pro Bowls, winning Player of the Game honors in the 1973 game.

## CAREER HIGHLIGHTS

- Won four NFL rushing titles (1972, 1973, 1975 and 1976)
- Became the first back to ever rush for more than 2,000 yards in 1973 with 2003 yards.
- Named NFL Player of the Year in 1972, 1973 and 1975, and also named to both All-Pro and All-AFC squads from 1972-76.

## PRO STATS

Years	Team	G	Rushing				Receiving			
			No	Yds	Avg	TD	No	Yds	Avg	TD
1969-1977	Buffalo	112	2,123	10,183	4.8	57	175	1,924	11.0	12
1978-1979	San Francisco	23	281	1,053	3.8	4	28	218	7.8	2
Career Total		135	2,404	11,236	4.7	61	203	2,142	10.6	14

# BUFFALO BILLS WALL OF FAME



The Buffalo Bills Wall of Fame was created in 1980 to honor former players, administrators and coaches who have played significant roles in the team's history. To be eligible for induction, an individual must have played with the Bills for at least three years and be retired from professional football. Also eligible are other individuals who have made outstanding contributions to the Bills, including administrators and coaches. Selections are made by a distinguished panel composed of club personnel and media members.

## Ralph C. Wilson Jr. Statue

The Buffalo Bills announced in March 2015 that the organization would commission a statue to be made of Ralph C. Wilson, Jr. The statue is displayed outside of New Era Field in Founder's Plaza.



Ralph C. Wilson, Jr. passed away at the age of 95. Mr. Wilson was the sole owner of the Bills franchise for 54 seasons after purchasing the team on October 28, 1959. Under his leadership, the Bills won two American Football League Championships in 1964 and 1965 and appeared in an unprecedented four consecutive Super Bowls in the 1990s. Mr. Wilson along with former Bills Head Coach Marv Levy, former General Manager Bill Polian plus eight of his players have earned football's highest honor by being inducted into the Professional Football Hall of Fame.

The construction of the statue was a collaborative effort between Terry and Kim Pegula and Mary Wilson. Founder's Plaza, the current location of the statue, is located northwest of The Bills Store at New Era Field.

Mr. Wilson's statue is the first statue in history to be displayed on the grounds of New Era Field. The life-size statue is based on a photo taken of Mr. Wilson with Thurman Thomas along the sidelines on October 21, 1990 during Buffalo's 30-27 victory over the New York Jets.



- 2017 ● Cookie Gilchrist
- 2015 ● Lou Saban
- 2014 ● Van Miller
- 2012 ● Bill Polian
- 2011 ● Phil Hansen
- 2010 ● Booker Edgerson
- 2008 ● Bruce Smith
- 2007 ● Steve Tasker
- 2006 ● Andre Reed
- 2005 ● Thurman Thomas
- 2004 ● Jim Ritches
- 2003 ● Darryl Talley
- 2002 ● Kent Hull
- 2001 ● Fred Smerlas
- 2001 ● Jim Kelly
- 2000 ● George Saines
- 2000 ● Bob Kalsu
- 1999 ● Edward Abramowski
- 1998 ● Robert James
- 1997 ● Joe DeLamielleure
- 1996 ● Marv Levy
- 1995 ● Joe Ferguson
- 1994 ● Mike Stratton
- 1993 ● Elbert Dubenion
- 1992 ● The 12th Man
- 1989 ● **Ralph C. Wilson Jr.**
- 1988 ● Billy Shaw
- 1987 ● Tom Sestak
- 1985 ● Patrick J. McGroder
- 1984 ● Jack Kemp
- 1980 ● O.J. Simpson

# 34 RB THURMAN THOMAS



5-10 206 13 YEARS

MAY 16, 1966



HOUSTON, TEXAS



WILLOWRIDGE HS



OKLAHOMA STATE

**ACQUIRED 1988**

Drafted by the Bills in the second round (40th overall) of the 1988 NFL Draft.



## FIRST-AND-10

**THURMAN THOMAS** will have his jersey become just the third number in team history to be retired this season when the Bills take on the Patriots on Monday Night Football. Thomas officially retired as a Buffalo Bill on February 27, 2001, finishing his career as one of the most prolific running backs in NFL history. A five-time Pro Bowl selection, three-time first-team All-Pro, and former NFL MVP, Thomas spent 12 seasons with the Bills (1988-99) before playing the final season of his career with the Miami Dolphins in 2000.

## SHOUTOUTS

- Is one of only three players in franchise history to have his number retired. Thomas' #34 joins Jim Kelly's #12 (retired in 2001) and Bruce Smith's #78 (retired in 2016).
- Wore #34 at all three levels of his playing career and subsequently had his jersey retired at Willowridge High School, Oklahoma State and now with the Buffalo Bills.
- Was inducted into the Pro Football Hall of Fame in 2007 and the College Football Hall of Fame in 2008.
- Inducted onto the Bills Wall of Fame in 2005 and ranks as the franchise's all-time leader in both rushing yards (11,938) and rushing touchdowns (65).
- Named the NFL Most Valuable Player in 1991. Garnered the MVP honors after leading the NFL with 2,038 scrimmage yards.
- Is still the only player in NFL history to lead the league in yards from scrimmage in four consecutive seasons (1989-1993).

## IF YOU HAVEN'T 'HERD'

### REMEMBER THE NAME

A Heisman trophy candidate and Big Eight conference player of the year in 1987 as a senior, Thomas left Oklahoma State as one of the most heralded players in the nation. Despite his numerous plaudits and transcendent abilities on the field, Thomas' draft stock took a hit due to a knee injury he suffered during his junior year.

The Bills ended up being the beneficiary of Thomas' slide, nabbing the dynamic running back with the 40th overall selection. The memory of 39 players being selected before Thomas was one that ended up providing him motivation throughout his career. Thomas even went so far as saving a VHS tape of the 1988 NFL Draft and watching it back to ensure he would always remember the feeling.

## PERSONAL

Thurman and his wife, Patti, have four children, Olivia, Angel, Annika, and Thurman III. The Thomas family resides in Buffalo, NY.

# YEAR-BY-YEAR PRO BOWL SELECTIONS

## Year Selections Position/Name

1960	0	
1961	6	S Bill Atkins; LB Archie Matsos; DT Chuck McMurty; T Harold Olson; T Ken Rice; DE Laverne Torczon
1962	6	FB Cookie Gilchrist; QB Jack Kemp; LB Archie Matsos; DT Tom Sestak; G Billy Shaw; E Ernie Warlick
1963	7	T Stew Barber; FB Cookie Gilchrist; QB Jack Kemp (#); DT Tom Sestak; G Billy Shaw; LB Mike Stratton; E Ernie Warlick
1964	10	T Stew Barber; CB Butch Byrd; FL Elbert Dubenion; FB Cookie Gilchrist; QB Jack Kemp; S George Saimes; DT Tom Sestak; G Billy Shaw; LB Mike Stratton; E Ernie Warlick
1965	**	Entire team
1966	11	T Stew Barber; RB Bobby Burnett; CB Butch Byrd; FB Wray Carlton; TE Paul Costa; DT Jim Dunaway; QB Jack Kemp; S George Saimes; G Billy Shaw; LB Mike Stratton; LB John Tracey
1967	9	T Billy Shaw; DT Jim Dunaway; DB Tom Janik; RB Keith Lincoln; DE Ron McDole; K Mike Mercer; S George Saimes; G Billy Shaw; LB Mike Stratton
1968	4	DT Jim Dunaway; S George Saimes; G Billy Shaw; LB Mike Stratton
1969	5	LB Harry Jacobs; QB Jack Kemp; WR Haven Moses; G Billy Shaw; RB O.J. Simpson
1970	1	WR Marlin Briscoe
1971	0	
1972	3	WR J.D. Hill; CB Robert James; RB O.J. Simpson (*)
1973	3	T Dave Foley; CB Robert James; RB O.J. Simpson
1974	2	CB Robert James; RB O.J. Simpson
1975	2	G Joe Delamieulleure; RB O.J. Simpson
1976	2	G Joe Delamieulleure; RB O.J. Simpson
1977	2	G Joe Delamieulleure; S Tony Greene
1978	1	G Joe Delamieulleure
1979	1	G Joe Delamieulleure
1980	3	WR Jerry Butler; RB Joe Cribbs; NT Fred Smerlas
1981	3	RB Joe Cribbs (#); WR Frank Lewis; NT Fred Smerlas
1982	2	NT Fred Smerlas; DE Ben Williams
1983	2	RB Joe Cribbs; NT Fred Smerlas
1984	1	RB Greg Bell
1985	0	
1986	0	
1987	3	QB Jim Kelly; DE Bruce Smith (*); ST Steve Tasker
1988	8	LB Cornelius Bennett; LB Shane Conlan (#); C Kent Hull; QB Jim Kelly (#) K Scott Norwood; WR Andre Reed; NT Fred Smerlas; DE Bruce Smith
1989	5	LB Shane Conlan; C Kent Hull; WR Andre Reed; DE Bruce Smith; RB Thurman Thomas
1990	10	LB Cornelius Bennett; LB Shane Conlan; C Kent Hull; QB Jim Kelly (*); WR Andre Reed; DE Bruce Smith; ST Steve Tasker; LB Darryl Talley; RB Thurman Thomas; T Will Wolford
1991	8	LB Cornelius Bennett; QB Jim Kelly; WR James Lofton; WR Andre Reed; G Jim Ritcher; LB Darryl Talley; ST Steve Tasker; RB Thurman Thomas
1992	10	T Howard Ballard; LB Cornelius Bennett; S Henry Jones; QB Jim Kelly (#); CB Nate Odomes; WR Andre Reed; G Jim Ritcher; DE Bruce Smith (#); ST Steve Tasker (*); RB Thurman Thomas; T Will Wolford
1993	7	T Howard Ballard; LB Cornelius Bennett; CB Nate Odomes; WR Andre Reed (#); DE Bruce Smith (#); ST Steve Tasker; RB Thurman Thomas
1994	3	WR Andre Reed; DE Bruce Smith; ST Steve Tasker
1995	3	LB Bryce Paup; DE Bruce Smith; ST Steve Tasker
1996	3	G Ruben Brown; LB Bryce Paup; DE Bruce Smith (#)
1997	4	G Ruben Brown; LB Bryce Paup; DE Bruce Smith; NT Ted Washington
1998	6	G Ruben Brown; QB Doug Flutie; FB Sam Gash; WR Eric Moulds; DE Bruce Smith; NT Ted Washington
1999	2	G Ruben Brown; FB Sam Gash
2000	4	G Ruben Brown; LB Sam Cowart; WR Eric Moulds; NT Ted Washington
2001	2	G Ruben Brown; FB Larry Centers
2002	4	QB Drew Bledsoe; G Ruben Brown; RB Travis Henry; WR Eric Moulds
2003	2	G Ruben Brown; LB Takeo Spikes
2004	4	DT Sam Adams; CB Nate Clements; KR Terrence McGee; LB Takeo Spikes
2005	2	P Brian Moorman; LS Mike Schneck
2006	2	P Brian Moorman; DE Aaron Schobel
2007	2	LT Jason Peters (#); DE Aaron Schobel
2008	2	RB Marshawn Lynch; T Jason Peters (#)
2009	1	FS Jairus Byrd (#)
2010	1	NT Kyle Williams
2011	0	
2012	3	FS Jairus Byrd; RB C.J. Spiller; DT Kyle Williams
2013	4	FS Jairus Byrd; DT Marcell Dareus; DT Kyle Williams; DE Mario Williams
2014	3	DT Marcell Dareus; DT Kyle Williams; DE Mario Williams
2015	4	G Richie Incognito; RB LeSean McCoy (#); QB Tyrod Taylor; C Eric Wood
2016	7	LB Zach Brown; CB Stephon Gilmore; LB Lorenzo Alexander^; RB LeSean McCoy#; DT Kyle Williams; G Richie Incognito; QB Tyrod Taylor#
2017	3	S Micah Hyde; RB LeSean McCoy; G Richie Incognito

\*Player of the Game; #Did not play - injured; ^Defensive MVP

# PRO BOWL SELECTIONS (ALPHABETICAL)



Name	Pos.	No. of Selections (1960-2014)	Season(s)
Adams, Sam	DT	1	2004
Alexander, Lorenzo	LB	1	2016
Atkins, Bill	DB	1	1961
Ballard, Howard	RT	2	1992, 93
Barber, Stew	OT	5	1963-67
Bell, Greg	RB	1	1984
Bennett, Cornelius	LB	5	1988, 90, 1991-93
Bledsoe, Drew	QB	1	2002
Briscoe, Marlin	WR	1	1970
Brown, Ruben	G	8	1996-03
Brown, Zach	LB	1	2016
Burnett, Bobby	RB	1	1966
Butler, Jerry	WR	1	1980
Byrd, Butch	CB	5	1964-66, 1968-69
Byrd, Jairus	FS	3	2009, 2012-13
Carlton, Wray	RB	2	1965, 66
Centers, Larry	FB	1	2001
Clements, Nate	CB	1	2004
Conlan, Shane	LB	3	1988 <sup>^</sup> , 1989-90
Costa, Paul	TE/T	2	1965, 66
Cowart, Sam	LB	1	2000
Cribbs, Joe	RB	3	1980, 81 <sup>^</sup> , 83
Dareus, Marcell	DT	2	2013-14
DeLamielleure, Joe	G	5	1975-79
Dubenion, Elbert	WR	1	1964
Dunaway, Jim	DT	4	1965-68
Flutie, Doug	QB	1	1998
Foley, Dave	T	1	1973
Gash, Sam	FB	2	1998, 99
Gilchrist, Cookie	RB	3	1962-64
Gilmore, Stephon	CB	1	2016
Greene, Tony	S	1	1977
Henry, Travis	RB	1	2002
Hill, J.D.	WR	1	1972
Hull, Kent	C	3	1988-90
Hyde, Micah	S	1	2017
Incognito, Richie	G	3	2015-2017
Jacobs, Harry	LB	2	1965, 1969
James, Robert	CB	3	1972-74
Janik, Tom	S	2	1965, 67
Jones, Henry	SS	1	1992
Kelly, Jim	QB	5	1987, 88 <sup>^</sup> , 90 (MVP), 91, 92 <sup>^</sup>
Kemp, Jack	QB	6	1962, 1963 <sup>^</sup> , 1964-66, 69
Lewis, Frank	WR	1	1981
Lincoln, Keith	RB	1	1967
Lofton, James	WR	1	1991
Lynch, Marshawn	RB	1	2008

# PRO BOWL SELECTIONS (ALPHABETICAL)



Matsos, Archie	LB	2	1961-62
McCoy, LeSean	RB	3	2015-17
McDole, Ron	DE	2	1965, 67
McGee, Terrence	KR	1	2004
McMurtry, Chuck	DT	1	1961
Mercer, Mike	K	1	1967
Moorman, Brian	P	2	2005, 2006
Moses, Haven	WR	1	1969
Moulds, Eric	WR	3	1998, 00, 02
Norwood, Scott	K	1	1988
Odomes, Nate	CB	2	1992-93
O'Donnell, Joe	G	1	1966
Olson, Harold	T	1	1961
Paup, Bryce	LB	3	1995-97
Peters, Jason	T	2	2007^, 2008^
Reed, Andre	WR	7	1988-92, 93^, 94
Rice, Ken	T	1	1961
Ritcher, Jim	G	2	1991-92
Saimes, George	S	5	1964-68
Schneck, Mike	LS	1	2005
Schobel, Aaron	DE	2	2006, 2007
Sestak, Tom	DE	4	1962-64, 1965^
Shaw, Billy	G	8	1962-64, 1965^, 1966-69
Simpson, O.J.	RB	6	1969@, 72 (MVP) -76
Smerlas, Fred	NT	5	1980-83, 88
Smith, Bruce	DE	11	1987, 88 (MVP), 1989-90, 92^, 93^, 94-98^
Spikes, Takeo	LB	2	2003, 2004
Spiller, C.J.	RB	1	2012
Stratton, Mike	LB	6	1963-68
Talley, Darryl	LB	2	1990, 91
Tasker, Steve	ST*	7	1987, 90-92 (MVP), 93-95
Taylor, Tyrod	QB	2	2015, 2016
Thomas, Thurman	RB	5	1989, 90-91, 92^, 93
Torczon, LaVerne	DE	1	1962
Tracey, John	LB	2	1965-66
Warlick, Ernie	E	4	1962-65
Washington, Ted	NT	3	1997-98, 00
West, Willie	DB	1	1963
Williams, Ben	DE	1	1982
Williams, Kyle	DT	5	2010, 2012-14, 2016
Williams, Mario	DE	2	2013-14
Wolford, Will	OT	2	1990, 92
Wood, Eric	C	1	2015

ST\* = Special Teams @Participated in AFL All-Star Game and NFL Pro Bowls

^Selected, but did not play due to injury (MVP) = Most Valuable Player



# PLAYERS OF THE WEEK/MONTH



1984

## AFC PLAYER/WEEK

Week 12: Greg Bell (O)

1985

## AFC PLAYER/WEEK

Week 7: Greg Bell (O)

Week 8: James Lofton (O)

1986

## AFC PLAYER/WEEK

Week 13: Charles Romes (D)

1987

## AFC PLAYER/WEEK

Week 2: Jim Kelly (O)

Week 7: Jim Kelly (O)

Week 17: Bruce Smith (D)

1988

## AFC PLAYER/WEEK

Week 4: Mark Kelso

Week 6: Cornelius Bennett (D)

Week 9: Cornelius Bennett (D)

Week 12: Fred Smerlas (D)

## AFC PLAYER/MONTH

October: Cornelius Bennett (D)

1989

## AFC PLAYER/WEEK

Week 1: Jim Kelly (O)

Week 3: Jim Kelly (O)

## AFC PLAYER/MONTH

September: Jim Kelly (O)

1990

## AFC PLAYER/WEEK

Week 3: Thurman Thomas (O)

Week 4: Cornelius Bennett (D)

Week 5: Cornelius Bennett (D)

Week 7: Andre Reed (O)

Week 13: Bruce Smith (D)

Week 14: Bruce Smith (D)

Week 16: Darryl Talley (D)

## AFC PLAYER/MONTH

December: Bruce Smith (D)

1991

## AFC PLAYER/WEEK

Week 1: Thurman Thomas (O)

Week 2: Jim Kelly (O)

Week 3: Thurman Thomas (O)

Week 4: Cornelius Bennett (D)

Week 5: Nate Odomes (D)

Week 8: James Lofton (O)

Week 15: Jim Kelly (O)

## AFC PLAYER/MONTH

September: Jim Kelly (O)

Thurman Thomas (O)

November: Thurman Thomas (O)

1992

## AFC PLAYER/WEEK

Week 2: Jim Kelly (O)

Week 4: Jim Kelly (O)

Week 10: Thurman Thomas (O)

Week 15: Thurman Thomas (O)

Week 16: Jeff Wright (D)

## AFC PLAYER/MONTH

September: Jim Kelly (O)

1993

## AFC PLAYER/WEEK

Week 2: Steve Tasker

Week 8: Bruce Smith (D)

Week 16: Nate Odomes (D)

Week 17: Steve Christie (ST)

## AFC PLAYER/MONTH

October: Bruce Smith (D)

1994

## AFC PLAYER/WEEK

Week 2: Chris Mohr (ST)

Week 3: Steve Christie (ST)

Week 4: Cornelius Bennett (D)

Week 9: Bruce Smith (D)

## AFC PLAYER/MONTH

September: Bruce Smith (D)

Steve Christie (ST)

1995

## AFC PLAYER/WEEK

Week 3: Bryce Paup (D)

Week 7: Bryce Paup (D)

Week 15: Jim Kelly (O)

## AFC PLAYER/MONTH

November: Bryce Paup (D)

1996

## AFC PLAYER/WEEK

Week 4: Manny Martin (D)

Week 8: Steve Christie (ST)

Week 10: Darick Holmes

Week 11: Bruce Smith (D)

Week 13: Kurt Schultz (D)

Week 17: Jim Kelly (O)

## AFC PLAYER/MONTH

September: Bruce Smith (D)

November: Bruce Smith (D)

## AFC ROOKIE/MONTH

November: Gabe Nothern (D)

1997

## AFC PLAYER/WEEK

Week 2: Bryce Paup (D)

Week 8: Bruce Smith (D)

## AFC PLAYER/MONTH

October: Bruce Smith (D)

1998

## AFC PLAYER/WEEK

Week 5: Bruce Smith (D)

Week 9: Doug Flutie (O)

Week 14: Steve Christie (ST)

## AFC PLAYER/MONTH

December: Steve Christie (ST)

## AFC ROOKIE/MONTH

October: Sam Cowart (D)

1999

## AFC PLAYER/WEEK

Week 4: John Holecsek (D)

Week 9: Doug Flutie (O)

Week 17: Rob Johnson (O)

2000

## AFC PLAYER/WEEK

Week 1: Steve Christie (ST)

Week 7: Steve Christie (ST)

Week 10: Sam Cowart (D)

Steve Christie (ST)

## AFC PLAYER/MONTH

November: Sam Cowart (D)

2002

## AFC PLAYER/WEEK

Week 2: Drew Bledsoe (O)

Mike Hollis (ST)

Week 6: Travis Henry (O)

Week 7: Nate Clements (D)

## AFC PLAYER/MONTH

September: Drew Bledsoe

(O)

October: Brian Moorman (ST)

2003

## AFC PLAYER/WEEK

Week 1: Takeo Spikes (D)

Week 13: Aaron Schobel (D)

# PLAYERS OF THE WEEK/MONTH



2004

## AFC PLAYER/WEEK

Week 6: Brian Moorman (ST)  
Week 8: Terrence McGee (ST)  
Week 11: Lawyer Milloy (D)  
Week 13: Terrence McGee (ST)

2005

## AFC PLAYER/WEEK

Week 10: Brian Moorman (ST)  
Week 16: Terrence McGee (ST)

2006

## AFC PLAYER/WEEK

Week 2: Coy Wire (ST)  
Week 9: Brian Moorman (ST)  
Week 12: Roscoe Parrish (ST)  
Week 14: Aaron Schobel (D)  
Week 15: Brian Moorman (ST)

## AFC PLAYER/MONTH

November: Brian Moorman (ST)

## NFL ROOKIE/MONTH

September: Donte Whitner (D)

2007

## AFC PLAYER/WEEK

Week 4: Jabari Greer (D)  
Week 13: Rian Lindell (ST)

## NFL ROOKIE/WEEK

Week 7: Marshawn Lynch (O)  
Week 10: Marshawn Lynch (O)  
Week 13: Trent Edwards (O)  
Week 14: Trent Edwards (O)

2008

## AFC PLAYER/WEEK

Week 1: Roscoe Parrish (ST)

## NFL ROOKIE/MONTH

November: Leodis McKelvin (D)

2009

## AFC PLAYER/WEEK

Week 2: Rian Lindell (ST)  
Week 7: Brian Moorman (ST)

## NFL ROOKIE/MONTH

October: Jairus Byrd (D)

2010

## AFC PLAYER/WEEK

Week 3: C.J. Spiller (ST)  
Week 11: Drayton Florence (D)

2011

## AFC PLAYER/WEEK

Week 3: Rian Lindell (ST)  
Week 5: George Wilson (D)

## AFC PLAYER/MONTH

September: Ryan Fitzpatrick (O)

## NFL ROOKIE/WEEK

Week 8: Marcell Dareus (D)

2012

## AFC PLAYER/WEEK

Week 6: Jairus Byrd (D)  
Week 11: Leodis McKelvin (S)

2013

## AFC PLAYER/WEEK

Week 2: Mario Williams (D)  
Week 7: Mario Williams (D)

2014

## AFC PLAYER/WEEK

Week 1: Dan Carpenter (ST)  
Week 2: C.J. Spiller (ST)  
Week 5: Marcell Dareus (D)  
Week 12: Boobie Dixon (ST)

## AFC PLAYER/MONTH

November: Mario Williams (D)

## NFL ROOKIE/MONTH

October: Sammy Watkins (O)

2015

## AFC PLAYER/WEEK

Week 3: Preston Brown (D)  
Week 10: Bacarri Rambo (D)

## AFC ROOKIE/MONTH

November: Ronald Darby (D)

2016

## AFC PLAYER/WEEK

Week 4: Zach Brown (D)  
Week 5: Nickell Robey-Coleman (D)  
Week 11: Dan Carpenter (ST)

2017

## AFC PLAYER/WEEK

Week 3: Stephen Hauschka (ST)  
Week 4: Stephen Hauschka (ST)

## NFL ROOKIE/MONTH

September: Tre'Davious White (D)

## AFC PLAYER/MONTH

October: Micah Hyde (D)  
December: Jordan Poyer (D)

Total Players/Week: 106  
Total Players/ Month: 24  
Total Rookies/Week: 7  
Total Rookies/Month: 9



**BILLS IN THE  
COMMUNITY**

---

# BILLS IN THE COMMUNITY



## PUTTING THE COMMUNITY FIRST

The Buffalo Bills organization is committed to improving the quality of life in Western New York through community outreach and charitable investment with a focus in the areas of health & safety, youth football and military appreciation. With the platform that the Bills players and coaches are given, they've always made it a point to make an impact in the Western New York community and that is no different during the 2017 season and 2018 offseason.

## 2018 SEASON

### POLICE RIDE-ALONG

This year, on the 11th anniversary of Sept. 11, the Buffalo Bills paid special visits to the Buffalo Police and Buffalo Fire Departments. Lorenzo Alexander, Micah Hyde, Dion Dawkins and Reid Ferguson, spent time with local police officers. The group participated in police ride-alongs, where they were able to get to know members of the Buffalo Police Department's Neighborhood Engagement Team. Kicking off at the Belle Center, the Bills were met by Mayor Byron Brown for a short presentation before the ride-alongs began. As they made their way around town, the Bills stopped at local youth football practices where they shared words of advice with the aspiring athletes.



### FIREHOUSE VISIT

In commemoration of September 11, a day that changed our nation's history forever, Bills players made a trip to a local firehouse to spend time with a group of Western New York's heroes. Bills veteran linebacker Jerry Hughes, tight end Jason Croom, running back Taiwan Jones, punter Corey Bojorquez and guard Vlad Ducasse, joined more than 20 firefighters at Buffalo Fire Department Engine 31 for an evening of remembrance and celebration. To show their gratitude, the Bills served the firefighters dinner, took the time to get to know them and listened to their stories.



# BILLS IN THE COMMUNITY



## ROOKIES IN THE CITY



Bills first-round draft picks cornerback Tremaine Edmunds and quarterback Josh Allen joined the rest of the 2018 Bills rookie class in visiting Buffalo Public School No. 99 Stanley Makowski Early Childhood Center to read and engage with local children. Working with the youngsters proved inspiring and the Bills newcomers were very pleased with how the event turned out.

“It was a really cool experience to see their faces light up,” explained Allen.

The rookies’ faces lit up later that day too as they received a tour of the New Era Headquarters in downtown Buffalo. The guys got to try on a variety of caps and visit the design room. All in all, the rookies had a productive day in Western New York, getting to know more about their new home.

## NFL FLAG TOURNAMENT



Bills rookies joined team veterans at the ADPRO Sports Training Center last Saturday, June 2, for a NFL Flag tournament. A few of the players who helped coach and cheer on the young athletes, ages five through 17, include quarterback Josh Allen, defensive tackle Harrison Phillips and linebacker Lorenzo Alexander. NFL Flag is a leading flag football program, which promotes high safety standards, education and support. The program believes that football can impart profound lessons and provide youth with skills that help them grow and reach their full potential. The Bills players were excited to help teach the local youth through a fun day of flag football.



## BACK TO SCHOOL

Thanks to Bills safety Micah Hyde, there were no back-to-school blues for children at the Boys & Girls Club center at Buffalo United Charter School.



Hyde and his IMAGIne for Youth Foundation hosted a backpack giveaway at the local school on Tuesday, Aug. 28. The backpacks, which were filled with items donated by Eaton Office Supply, were given to 150 kids so that they had the tools they needed to start the school year off right.

"I think providing these backpacks not only helps these kids get the tools they need for the school year, but also helps take some stress of the parents' shoulders," explained Hyde. "We're going to be in Buffalo for a while and will continue to keep giving back to our community."

John Miller also provided school supplies for those in need. When asked what motivates him to do so, Miller, who recently hosted a backpack giveaway at the local Northwest Buffalo Community Center, reflected on his own experiences.

"I was fortunate enough to have 100 bookbags to have a bookbag giveaway at the Northwest Buffalo Community Center," said Miller. "It was a good opportunity just to give back to the kids [and] give back to the community because when I was growing up I didn't have that opportunity. I know that some of those kids come up in different types of situations and don't really have a lot of financial support, so it's always good to give back to the community and especially the youth."

During his visit, Miller had the chance to bond with the youngsters, while helping them prepare for the 2018 school year.



# BILLS IN THE COMMUNITY



## MOM'S CLINIC



Before Bills Training Camp, presented by Connors and Ferris, ended at St. John Fisher College this year, the organization, in conjunction with USA Football, hosted nearly 50 youth and high school football moms for a day of learning and fun. The Moms Football Safety Clinic, presented by Niagara by Frey Premium Chocolates, featured a full schedule including an overview of the Heads Up Football program by USA Football Master Trainers Rob Currin and Ken Stoldt, a speakers panel, an on-field Heads Up Football demonstration, equipment fitting and photo opportunities.

The speaker panel included a variety of individuals, each bringing a unique perspective to the conversation. Those in attendance were Bills Owner and President Kim Pegula, Hayley Beane, wife of General Manager Brandon Beane and mother to two sons who play sports, Medical Director Dr. Leslie Bisson, Director of Equipment Operations Jeff Mazurek and Head Athletic Trainer Nate Breske.

Pegula, who kicked off the conversation, spoke to the group about the programs offered through the NFL Foundation to promote health and safety at the youth level. As a member of the NFL Foundation's Board of Directors, Pegula explained the importance of each program on developing young athletes on and off the field.

"I was fortunate to be asked to be part of the [NFL] Foundation when we first bought the team and it's been very eye-opening for me, as I sit in on committee meetings, to realize the amount of programs and initiatives that the league has and the foundation has regarding our player health and safety not [just] for our players in the pros as well for our youth," explained Pegula. "The mission of the foundation is to promote youth football in a very safe environment, as well we do other things in the community to make sure you guys are all engaged at the club level...USA Football is part of our programs...at the league level and club level.

"Obviously, that is one of the big initiatives but they also do things like Character Playbook, which I know if not directly related to player health and safety but understanding and helping our youth deal with the stresses of how to make decisions, the intangible things that we all know that sports brings and to provide good sportsmanship [is important] because I think all those things make a well-rounded player..."

After each panelist had the opportunity to address the group, the participants were able to ask questions. Following the classroom segment, the attendees made their way to the field where they practiced equipment fitting and Heads Up Football drills.

The afternoon provided the moms with the tools necessary to ensure their children are taking proper safety measures, according to Master Trainer Ken Stoldt.

"Most of what we do is we go around and give clinics to youth coaches and high school coaches, but what's nice about a moms clinic is we're able to convey the same information that we're conveying to coaches only to the moms," explained Stoldt. "I think it creates another line of accountability for youth programs when moms are in the know and informed. I think it helps. They can reinforce some of the teachings at home that the coaches are working on the field and I think it creates a nice triangle of communication between player, coach and parent."

To cap an unforgettable afternoon, the group watched the team practice and even received autographs from some of the Bills players.

# BILLS IN THE COMMUNITY



## 2018 OFFSEASON



Bills Head Coach Sean McDermott and his wife Jamie found time to visit the Women & Children's Hospital of Buffalo this offseason. They introduced themselves to dozens of families and made longlasting memories. "It was awesome," said Coach McDermott. "It's funny, I get more out of this than I give. But just great to see the looks on the children's faces and to shed some joy on an adverse situation for some families."

## COACHES DAYS OUT



Several Buffalo Bills coaches served a special Valentine's Day lunch at the Buffalo City Mission. "For us to be doing this, to be in the community and to see the joy in their faces when they see us serving them, that fills my heart with joy," stated defensive coordinator Leslie Frazier. "Just to be able to serve and see the response we get from them."

Saturday, June 2, Bills Head Coach Sean McDermott, offensive coordinator Brian Daboll, defensive coordinator Leslie Frazier and many other members of the Buffalo Bills coaching staff, lent a helping hand to the community through Habitat for Humanity Buffalo. Habitat for Humanity is a non-profit organization that helps place families in affordable housing in the Western New York Community and around the world. Housing insecurity is something that touches about half of adults at some point in their life and the Bills were grateful they could make a difference on such a pressing issue.



**ONE** | **BEAT**   
**HEART** | **LOUDER**



[BUFFALOBILLS.COM](http://BUFFALOBILLS.COM)