

BILLS

2025 MEDIA GUIDE



2025 SCHEDULE

PRESEASON

Saturday, August 9	NY Giants	L, 25-34
Sunday, August 17	at Chicago	L, 0-38
Saturday, August 23	at Tampa Bay	W, 23-19

REGULAR SEASON

Sunday, September 7	Baltimore	W, 41-40
Sunday, September 14	at NY Jets	W, 30-10
Thursday, September 18	Miami	W, 31-21
Sunday, September 28	New Orleans	W, 31-19
Sunday, October 5	New England	L, 20-23
Monday, October 13	at Atlanta	L, 14-24
Sunday, October 19	BYE	
Sunday, October 26	at Carolina	W, 40-9
Sunday, November 2	Kansas City	W, 28-21
Sunday, November 9	at Miami	L, 13-30
Sunday, November 16	Tampa Bay	W, 44-32
Thursday, November 20	at Houston	L, 19-23
Sunday, November 30	at Pittsburgh	W, 26-7
Sunday, December 7	Cincinnati	W, 39-34
Sunday, December 14	at New England	W, 35-31
Sunday, December 21	at Cleveland	W, 23-20
Sunday, December 28	Philadelphia	L, 12-13
Sunday, January 4	NY Jets	W, 35-8

PLAYOFFS

Sunday, January 11	at Jacksonville	1:00 PM	CBS
Divisional Playoff Games		January 17-18	
Championship Games		January 25	
Super Bowl LX (Santa Clara, CA)		February 8	

LEADING THE CHARGE



BUFFALO BILLS (12-5) at JACKSONVILLE JAGUARS (13-4)

Sunday, January 11, 2026 - EverBank Stadium - 1:00 p.m.



TOP BILLING

- The Bills will head to Jacksonville to take on the Jaguars for the Wild Card round of the playoffs. This Sunday's game will be the third all-time playoff meeting between the Bills and Jags.
- Sunday will be the first time the Bills open the Wild Card round away from Orchard Park since 2019 at Houston. 2017 was the first playoff game in Sean McDermott's tenure which took place in Jacksonville.
- The last time these teams met was on Monday Night Football on September 24, 2024. The Bills won 47-10 and Josh Allen became the first QB in NFL history to complete 75% of his passes, throw for 4+ TDs, have no turnovers, take no sacks and lead his team in rushing yards.
- Buffalo is the only team in the NFL to win 10+ games and earn a playoff berth in each of the last 7 seasons (2019-25).
- Since Sean McDermott became head coach in 2017, the Bills have earned 8 playoff berths, tying them with Philadelphia and Kansas City for the most in that 9-year span.

BY THE NUMBERS

- The Bills are the only team in the NFL to have two players with 10+ rushing touchdowns - Josh Allen (14) and James Cook III (12) both ranked top 5 in the NFL in rushing touchdowns in 2025.

AHEAD OF THE HERD

PASSING ➔	17 Josh Allen 3,668 yards, 25 TDs, 102.1 Rating
RUSHING ➔	4 James Cook III 309 carries, 1,621 yards, 12 TDs
RECEIVING ➔	10 Khalil Shakir 72 receptions, 719 yards, 4 TDs
DEFENSE ➔	24 Cole Bishop 85 tackles, 4 TFLs, 2 sacks, 3 INTs
	50 Greg Rousseau 7 sacks, 6 TFLs, 23 QB hits, 1 FF

BILLIEVE THE FACTS

James Cook III led the NFL in rushing yards with 1,621 rushing yards for his first rushing title. He is the first Bill to win the rushing title since O.J. Simpson had 1,503 in 1976. 1,621 is the third best in Bills single season history and is the most since O.J. Simpson had 1,817 in 1975. Cook III is also the third Bill in team history to rush for 1,000 yards in three consecutive seasons, joining Thurman Thomas (8) and O.J. Simpson (5).



FAMILIAR FACES

- Jaguars HC Liam Coen was Bills RB Ray Davis OC at the University of Kentucky in 2023.
- Bills WR Gabe Davis and S Darnell Savage were members of the Jaguars in 2024.
- Jaguars TE Quintin Morris was UDFA of the Bills in 2021 and spent his first four seasons in Buffalo. Jaguars DL Austin Johnson and Dawuane Smoot spent the 2024 season with the Bills.
- Former Jaguars coaches on the Bills staff: Ryan Nielsen (2024), Jason Rebrovich (2017-20), Kelly Skipper (2015-16), Rob Boras (2010-11) and Joe Danna (2018-21).
- Jaguars special teams coordinator Heath Farwell and defensive line coach Matt Edwards previously worked in Buffalo. Jaguars Director of strength and conditioning Eric Ciano spent 15 seasons with the Bills (2012-24).

TUNE IN

CBS

Play-by-play: Jim Nantz
Color Analyst: Tony Romo
Sideline Reporter: Tracy Wolfson

WGR RADIO 550

Play-by-play: Chris Brown
Color Analyst: Eric Wood
Sideline Reporter: Sal Capaccio

WESTWOOD ONE SPORTS

Play-by-play: Kevin Kugler
Color Analyst: Mike Mayock



SiriusXM 88 or 226



ROSTER BREAKDOWN

OFFENSE	DEFENSE	HOW THEY WERE ACQUIRED	
Quarterback (2)	Defensive End (4)	2016	2024
11 Mitchell Trubisky	50 Greg Rousseau	Reid Ferguson UDFA	Mitchell Trubisky FA
17 Josh Allen	56 Javon Solomon		Curtis Samuel (IR) FA
	57 A.J. Epenesa	2017	Keon Coleman D2a
Offensive Line (9)	97 Joey Bosa	Dion Dawkins D2b	Cole Bishop D2b
62 Sedrick Van Pran-Granger	55 Michael Hoecht (IR)	Matt Milano D5a	DeWayne Carter (IR) D3
64 O'Cyrus Torrence	94 Landon Jackson (IR)		Ray Davis D4
66 Connor McGovern	36 Matthew Judon	2018	Sedrick Van Pran-Granger D5a
68 Tylan Grable	59 Shaq Lawson	Josh Allen D1a	Javon Solomon D5c
70 Alec Anderson	75 Andre Jones Jr.	Taron Johnson D4	Tylan Grable D6a
73 Dion Dawkins			Joe Andreessen UDFA
74 Ryan Van Demark	Defensive Tackle (6)	2019	2025
76 David Edwards	52 Jordan Phillips	Ed Oliver (IR) D1	Joey Bosa FA
79 Spencer Brown	72 Phidarian Mathis	Dawson Knox D3b	Joshua Palmer FA
77 Chase Lundt (IR)	92 DaQuan Jones	Cam Lewis UDFA	Michael Hoecht (IR) FA
65 Richard Gouraige	96 Deone Walker		Larry Ogunjobi FA
67 Travis Clayton	98 T.J. Sanders	2020	Tre'Davious White FA
	99 Larry Ogunjobi	A.J. Epenesa D2	Maxwell Hairston D1
Running Back (4)	90 DeWayne Carter (IR)	Tyler Bass (IR) D6a	T.J. Sanders D2
4 James Cook III	91 Ed Oliver (IR)	Reggie Gilliam UDFA	Landon Jackson (IR) D3
22 Ray Davis	71 Tommy Akingbesote		Deone Walker D4
26 Ty Johnson	93 Zion Logue	2021	Jordan Hancock D5a
41 Reggie Gilliam (FB)		Greg Rousseau D1	Jackson Hawes D5b
20 Frank Gore, Jr.	Linebacker (5)	Spencer Brown D3	Dorian Strong (IR) D6a
	8 Terrel Bernard	Damar Hamlin (IR) D6b	Chase Lundt (IR) D6b
Wide Receiver (6)	42 Dorian Williams		Keleki Latu UDFA
0 Keon Coleman	44 Joe Andreessen	2022	Wande Owens (IR) UDFA
5 Joshua Palmer	45 Shaq Thompson	DaQuan Jones FA	Elijah Moore FA
10 Khalil Shakir	58 Matt Milano	James Cook III D2	Shaq Thompson FA
13 Gabe Davis	49 Keonta Jenkins	Terrel Bernard D3	Jordan Poyer FA
14 Tyrell Shavers	54 Baylon Spector	Khalil Shakir D5	Jordan Phillips FA
18 Brandin Cooks		Christian Benford D6b	Sam Franklin Jr. FA
1 Curtis Samuel (IR)	Defensive Back (10)	Alec Anderson UDFA	Matt Prater FA
16 Mecole Hardman Jr.	7 Taron Johnson	Ryan Van Demark FA	Mitch Wishnowsky FA
89 Stephen Gosnell	21 Jordan Poyer		Phidarian Mathis FA
	24 Cole Bishop	2023	Brandin Cooks FA
Tight End (4)	25 Darnell Savage	Connor McGovern FA	Gabe Davis FA
83 Keleki Latu	27 Tre'Davious White	David Edwards FA	Darnell Savage W-Was
85 Jackson Hawes	28 Sam Franklin Jr.	Taylor Rapp (IR) FA	
86 Dalton Kincaid	31 Maxwell Hairston	Dalton Kincaid D1	
88 Dawson Knox	37 Jordan Hancock	O'Cyrus Torrence D2	
	39 Cam Lewis	Dorian Williams D3	
Specialists (3)	47 Christian Benford	Tyrell Shavers UDFA	
15 Matt Prater	3 Damar Hamlin (IR)	Ty Johnson FA	
19 Mitch Wishnowsky	9 Taylor Rapp (IR)		
69 Reid Ferguson	30 Wande Owens (IR)		
2 Tyler Bass (IR)	43 Dorian Strong (IR)		
	23 Dane Jackson		
	29 Brandon Codrington		
	33 Te'Cory Couch		
	38 M.J. Devonshire		

Red: practice squad



2025 DEPTH CHART

OFFENSE

WR	5 Joshua Palmer	13 Gabe Davis	
LT	73 Dion Dawkins	74 Ryan Van Demark	68 Tylan Grable
LG	76 David Edwards	70 Alec Anderson	
C	66 Connor McGovern	70 Alec Anderson	62 Sedrick Van Pran-Granger
RG	64 O'Cyrus Torrence	70 Alec Anderson	
RT	79 Spencer Brown	74 Ryan Van Demark	
TE	86 Dalton Kincaid	88 Dawson Knox	85 Jackson Hawes
QB	17 Josh Allen	11 Mitchell Trubisky	83 Keleki Latu
RB	4 James Cook III	22 Ray Davis	26 Ty Johnson
FB	41 Reggie Gilliam		
WR	10 Khalil Shakir	0 Keon Coleman	
WR	18 Brandin Cooks	14 Tyrell Shavers	

DEFENSE

DE	50 Greg Rousseau	57 A.J. Epenesa	
DT	96 Deone Walker	99 Larry Ogunjobi	52 Jordan Phillips
DT	92 DaQuan Jones	98 T.J. Sanders	72 Phidarian Mathis
DE	97 Joey Bosa	56 Javon Solomon	
LB	58 Matt Milano	44 Joe Andreessen	
LB	8 Terrel Bernard	45 Shaq Thompson	
LB	42 Dorian Williams		
NCB	7 Taron Johnson	39 Cam Lewis	37 Jordan Hancock
CB	27 Tre'Davious White	31 Maxwell Hairston	
CB	47 Christian Benford		
S	21 Jordan Poyer	37 Jordan Hancock	25 Darnell Savage
S	24 Cole Bishop	39 Cam Lewis	28 Sam Franklin Jr.

SPECIALISTS

K	15 Matt Prater	22 Ray Davis
P	19 Mitch Wishnowsky	
H	19 Mitch Wishnowsky	
PR	10 Khalil Shakir	
KOR	22 Ray Davis	26 Ty Johnson
LS	69 Reid Ferguson	

PRONUNCIATION GUIDE

Jahmile Addae	juh-MILE uh-DIE	Keonta Jenkins	key-ON-tay	Wande Owens	WHAN-day
Tommy Akingbesote	ah-KING-bah-so-tay	Taron Johnson	TARE-in (rhymes with Baron)	Khalil Shakir	kuh-LIL shah-KEER
Tyler Bass	BASS (like the fish)	DaQuan Jones	DAY-kwon	Tyrell Shavers	TIE-rell
Terrel Bernard	tuh-RELL	Keleki Latu	kuh-LECK-ee LAH-too	Chris Tabor	TAY-ber
A.J. Epenesa	EPP-uh-NESS-uh	Zion Logue	(rhymes with ROGUE)	Ryan Van Demark	van duh-MARK
Tylan Grable	TIE-lunn GRAY-bull	Marc Lubick	LOO-bick	Mitch Wishnowsky	wish-NOW-ski
Mecole Hardman Jr.	muh-COLE	Phidarian Mathis	fuh-DARE-ee-un		
Michael Hoecht	HOYT	Larry Ogunjobi	O-gunn-JO-bee		

COACHING STAFF

Sean McDermott (head coach), Joe Brady (offensive coordinator), Bobby Babich (defensive coordinator), Chris Tabor (special teams coordinator), Jahmile Addae (cornerbacks), Rob Boras (tight ends), Ronald Curry (quarterbacks), Joe Danna (safeties), Austin Gund (assistant offensive line), Adam Henry (wide receivers), Al Holcomb (linebackers), Aaron Kromer (offensive line), Marc Lubick (passing game specialist/game management), DJ Mangas (offensive quality control/assistant wide receivers), Ryan Nielsen (senior defensive assistant), Mike Pellegrino (nickels), Jason Rebrovich (assistant defensive line), Kyle Shurmur (offensive quality control), Kelly Skipper (running backs), Christian Taylor (defensive assistant/offensive advisor), Marcus West (defensive line), Turner West (assistant special teams)



ALPHABETICAL ROSTER

NO.	NAME	POS	HT	WT	DOB	EXP	COLLEGE	HOMETOWN	HOW ACQ.
17	Allen, Josh	QB	6-5	237	5/21/1996	8	Wyoming	Firebaugh, CA	D1a-18
70	Anderson, Alec	OL	6-5	305	10/3/1999	3	UCLA	Fontana, CA	UDFA-22
44	Andressen, Joe	LB	6-0	240	2/7/2000	2	Buffalo	Lancaster, NY	UDFA-24
47	Benford, Christian	CB	6-1	205	9/21/2000	4	Villanova	Randallstown, MD	D6b-22
8	Bernard, Terrel	LB	6-1	224	5/7/1999	4	Baylor	La Porte, TX	D3-22
24	Bishop, Cole	S	6-2	206	10/24/2002	2	Utah	Peachtree City, GA	D2-24
97	Bosa, Joey	DE	6-5	280	7/11/1995	10	Ohio State	Fort Lauderdale, FL	FA-25
79	Brown, Spencer	T	6-8	311	2/28/1998	5	Northern Iowa	Lenox, IA	D3-21
0	Coleman, Keon	WR	6-3	213	5/17/2003	2	Florida State	Opelousas, LA	D2-24
4	Cook III, James	RB	5-11	190	9/25/1999	4	Georgia	Miami, FL	D2-22
18	Cooks, Brandin	WR	5-10	190	9/25/1993	12	Oregon State	Stockton, CA	FA-25
13	Davis, Gabe	WR	6-2	220	4/1/1999	6	Central Florida	Sanford, FL	FA-25
22	Davis, Ray	RB	5-8	211	11/20/1999	2	Kentucky	Blairtown, NJ	D4-24
73	Dawkins, Dion	T	6-5	320	4/26/1994	9	Temple	Rahway, NJ	D2b-17
76	Edwards, David	G	6-6	308	3/20/1997	7	Wisconsin	Downers Grove, IL	FA-23
57	Epenesa, A.J.	DE	6-6	260	9/15/1998	6	Iowa	Edwardsville, IL	D2-20
69	Ferguson, Reid	LS	6-2	235	3/24/1994	9	LSU	Buford, GA	FA-16
28	Franklin Jr., Sam	S	6-3	210	2/2/1996	6	Temple	Inverness, FL	FA-25
41	Gilliam, Reggie	FB	6-0	244	8/20/1997	6	Toledo	Galloway, OH	UDFA-20
68	Grable, Tylan	T	6-5	313	10/4/1999	2	Central Florida	Gordon, GA	D6-24
31	Hairston, Maxwell	CB	5-11	192	8/6/2003	R	Kentucky	West Bloomfield, MI	D1-25
37	Hancock, Jordan	DB	6-0	195	8/12/2003	R	Ohio State	Suwanee, GA	D5a-25
85	Hawes, Jackson	TE	6-4	253	12/6/2000	R	Georgia Tech	Salt Lake City, UT	D5b-25
7	Johnson, Taron	CB	5-11	192	7/27/1996	8	Weber State	Sacramento, CA	D4-18
26	Johnson, Ty	RB	5-10	210	9/17/1997	6	Maryland	Cumberland, MD	FA-23
92	Jones, DaQuan	DT	6-4	320	12/27/1991	12	Penn State	Johnson City, NY	FA-22
86	Kincaid, Dalton	TE	6-3	246	10/18/1999	3	Utah	Las Vegas, NV	D1-23
89	Knox, Dawson	TE	6-4	254	11/14/1996	7	Mississippi	Brentwood, TN	D3b-19
83	Latu, Keleki	TE	6-6	249	8/13/2002	R	Washington	Sacramento, CA	UDFA-25
39	Lewis, Cam	DB	5-9	183	4/13/1997	6	Buffalo	Detroit, MI	UDFA-19
72	Mathis, Phidarian	DT	6-4	312	4/26/1998	4	Alabama	Visner, IL	FA-25
66	McGovern, Connor	C	6-6	318	11/3/1997	7	Penn State	Larksville, PA	FA-23
58	Milano, Matt	LB	6-0	223	7/28/1994	9	Boston College	Orlando, FL	D5a-17
99	Ogunjobi, Larry	DT	6-3	305	6/3/1994	9	Charlotte	Jamestown, NC	FA-25
5	Palmer, Joshua	WR	6-1	210	9/22/1999	5	Tennessee	Fort Lauderdale, FL	FA-25
52	Phillips, Jordan	DT	6-6	330	9/21/1992	11	Oklahoma	Towanda, KS	FA-25
21	Poyer, Jordan	S	6-0	191	4/25/1991	13	Oregon State	Astoria, OR	FA-25
15	Prater, Matt	K	5-10	201	8/10/1984	19	Central Florida	Estero, FL	FA-25
50	Rousseau, Greg	DE	6-6	266	4/5/2000	5	Miami (FL)	Hialeah, FL	D1-21
98	Sanders, T.J.	DT	6-4	297	7/30/2003	R	South Carolina	Marion, SC	D2-25
25	Savage, Darnell	S	5-11	198	7/30/1997	7	Maryland	Newark, DE	W-25 (Was)
10	Shakir, Khalil	WR	6-0	190	2/3/2000	4	Boise State	Murrieta, CA	D5-22
14	Shavers, Tyrell	WR	6-4	211	8/18/1999	1	San Diego State	Lewisville, TX	UDFA-23
56	Solomon, Javon	DE	6-1	246	1/17/2001	2	Troy	Tallahassee, FL	D5-24
45	Thompson, Shaq	LB	6-0	230	4/21/1994	11	Washington	Sacramento, CA	FA-25
64	Torrence, O'Cyrus	G	6-5	330	1/20/2000	3	Florida	Greensburg, GA	D2-23
11	Trubisky, Mitchell	QB	6-2	220	8/20/1994	9	North Carolina	Mentor, OH	FA-24
74	Van Demark, Ryan	T	6-6	307	3/22/1998	3	Connecticut	Princeton, NJ	FA-22
62	Van Pran-Granger, Sedrick	C/G	6-4	315	10/23/2001	2	Georgia	New Orleans, LA	D5-24
96	Walker, Deone	DT	6-7	331	3/11/2004	R	Kentucky	Detroit, MI	D4-25
27	White, Tre'Davious	CB	5-11	192	1/16/1995	9	LSU	Shreveport, LA	FA-25
42	Williams, Dorian	LB	6-1	228	6/28/2001	3	Tulane	Indian Land, SC	D3-23
19	Wishnowsky, Mitch	P	6-2	220	3/3/1992	7	Utah	Perth, Australia	FA-25
INJURED RESERVE									
2	Bass, Tyler	K	5-10	183	2/14/1997	6	Georgia Southern	Columbia, SC	D6-20
90	Carter, DeWayne	DT	6-2	302	12/10/2000	2	Duke	Pickerington, OH	D3-24
3	Hamlin, Damar	S	6-0	200	3/24/1998	5	Pittsburgh	McKees Rock, PA	D6b-21
55	Hoecht, Michael	DE	6-4	267	10/5/1997	5	Brown	Oakwood, OH	FA-25
94	Jackson, Landon	DE	6-6	264	1/2/2003	R	Arkansas	Texarkana, TX	D3-25
77	Lundt, Chase	T	6-7	304	6/16/2000	R	Connecticut	Arlington, TX	D6b-25
91	Oliver, Ed	DT	6-1	287	12/12/1997	7	Houston	Houston, TX	D1-19
30	Owens, Wande	S	5-11	205	3/26/2001	R	New Hampshire	Glenelg, MD	UDFA-25
9	Rapp, Taylor	S	6-0	208	12/22/1997	7	Washington	Bellingham, WA	FA-23
1	Samuel, Curtis	WR	5-11	195	8/11/1996	9	Ohio State	Brooklyn, NY	FA-24
43	Strong, Dorian	CB	6-1	185	3/14/2002	R	Virginia Tech	Upper Marlboro, MD	D6a-25
PRACTICE SQUAD									
71	Akingbesote, Tommy	DT	6-4	316	2/25/2003	R	Largo, MD	Maryland	FA-25
67	Clayton, Travis	T	6-7	303	2/17/2001	2		Basingstoke, UK	D7-24
29	Codrington, Brandon	CB	5-9	185	11/17/2000	2	NC Central	Raleigh, NC	T-24 (NYJ)
33	Couch, Te'Cory	DB	5-10	185	9/6/1999	1	Miami (FL)	Wilmington, FL	UDFA-24
38	Devonshire, M.J.	CB	5-11	186	9/12/2000	1	Pittsburgh	Aliquippa, PA	FA-25
20	Gore Jr., Frank	RB	5-8	201	3/13/2002	1	Southern Miss	Miami, FL	UDFA-24
89	Gosnell, Stephen	WR	6-1	198	10/22/2001	1	Virginia Tech	Pilot Mountain, NC	UDFA-25
65	Gourage, Richard	OL	6-5	306	10/15/1998	R	Florida	Tampa, FL	UDFA-25
16	Hardman Jr., Mecole	WR	5-10	187	3/12/1998	7	Georgia	Elberton, GA	FA-25
23	Jackson, Dane	CB	5-11	180	11/29/1996	6	Pittsburgh	Coraopolis, PA	FA-25
49	Jenkins, Keonta	LB	6-2	211	1/26/2002	R	Virginia Tech	Jacksonville, FL	UDFA-25
75	Jones Jr., Andre	DE	6-5	258	10/25/1998	2	Louisiana	Varnado, LA	FA-25
36	Judon, Matthew	DE	6-3	265	8/15/1992	10	Grand Valley State	West Bloomfield, MI	FA-25
59	Lawson, Shaq	DE	6-3	265	6/17/1994	9	Clemson	Central, SC	FA-25
93	Logue, Zion	DT	6-6	325	7/13/2001	1	Georgia	Lebanon, TN	PS-24 (ATL)
54	Spector, Baylon	LB	6-0	233	10/20/1998	4	Clemson	Calhoun, GA	D7-22



NUMERICAL ROSTER

NO.	NAME	POS	HT	WT	AGE	EXP	COLLEGE	HOMETOWN	HOW ACQ.
0	Keon Coleman	WR	6-3	213	22	2	Florida State	Opelousas, LA	D2-24
4	James Cook III	RB	5-11	190	26	4	Georgia	Miami, FL	D2-22
5	Joshua Palmer	WR	6-1	210	26	5	Tennessee	Fort Lauderdale, FL	FA-25
7	Taron Johnson	CB	5-11	192	29	8	Weber State	Sacramento, CA	D4-18
8	Terrel Bernard	LB	6-1	224	26	4	Baylor	La Porte, TX	D3-22
10	Khalil Shakir	WR	6-0	190	25	4	Boise State	Murrieta, CA	D5-22
11	Mitchell Trubisky	QB	6-2	220	31	9	North Carolina	Mentor, OH	FA-24
13	Gabe Davis	WR	6-2	220	26	6	Central Florida	Sanford, FL	FA-25
14	Tyrell Shavers	WR	6-4	211	26	1	San Diego State	Levensville, TX	UDFA-23
15	Matt Prater	K	5-10	201	41	19	Central Florida	Estero, FL	FA-25
17	Josh Allen	QB	6-5	237	29	8	Wyoming	Firebaugh, CA	D1a-18
18	Brandin Cooks	WR	5-10	190	32	12	Oregon State	Stockton, CA	FA-25
19	Mitch Wishnowsky	P	6-2	220	33	7	Utah	Perth, Australia	FA-25
21	Jordan Poyer	S	6-0	191	34	13	Oregon State	Astoria, OR	FA-25
22	Ray Davis	RB	5-8	211	26	2	Kentucky	Blairstown, NJ	D4-24
24	Cole Bishop	S	6-2	206	23	2	Utah	Peachtree City, GA	D2-24
25	Darnell Savage	S	5-11	198	28	7	Maryland	Newark, DE	W-25 (Was)
26	Ty Johnson	RB	5-10	210	28	6	Maryland	Cumberland, MD	FA-23
27	Tre'Davious White	CB	5-11	192	30	9	LSU	Shreveport, LA	FA-25
28	Sam Franklin Jr.	S	6-3	210	29	6	Temple	Inverness, FL	FA-25
31	Maxwell Hairston	CB	5-11	192	22	R	Kentucky	West Bloomfield, MI	D1-25
37	Jordan Hancock	DB	6-0	195	22	R	Ohio State	Swansea, GA	D5a-25
39	Cam Lewis	DB	5-9	183	28	6	Buffalo	Detroit, MI	UDFA-19
41	Reggie Gilliam	FB	6-0	244	28	6	Toledo	Gallaway, OH	UDFA-20
42	Dorian Williams	LB	6-1	228	24	3	Tulane	Indian Land, SC	D3-23
44	Joe Andreessen	LB	6-0	240	25	2	Buffalo	Lancaster, NY	UDFA-24
45	Shaq Thompson	LB	6-0	230	31	11	Washington	Sacramento, CA	FA-25
47	Christian Benford	CB	6-1	205	25	4	Villanova	Randallstown, MD	D6b-22
50	Greg Rousseau	DE	6-6	266	25	5	Miami	Hialeah, FL	D1-21
52	Jordan Phillips	DT	6-6	330	33	11	Oklahoma	Towanda, KS	FA-25
56	Javon Solomon	DE	6-1	246	24	2	Troy	Tallahassee, FL	D5-24
57	A.J. Epenesa	DE	6-6	260	27	6	Iowa	Edwardsville, IL	D2-20
58	Matt Milano	LB	6-0	223	31	9	Boston College	Orlando, FL	D5a-17
62	Sedrick Van Pran-Granger	C/G	6-4	315	24	2	Georgia	New Orleans, LA	D5-24
64	O'Cyrus Torrence	G	6-5	330	25	3	Florida	Greensburg, LA	D2-23
66	Connor McGovern	C	6-6	318	28	7	Penn State	Larksville, PA	FA-23
68	Tylan Grable	T	6-5	313	26	2	Central Florida	Gordon, GA	D6-24
69	Reid Ferguson	LS	6-2	235	31	9	LSU	Buford, GA	FA-16
70	Alec Anderson	OL	6-5	305	26	3	UCLA	Fontana, CA	UDFA-22
72	Phidarian Mathis	DT	6-4	312	27	4	Alabama	Wisner, LA	FA-25
73	Dion Dawkins	T	6-5	320	31	9	Temple	Rahway, NJ	D2b-17
74	Ryan Van Demark	T	6-6	307	27	3	Connecticut	Princeton, NJ	FA-22
76	David Edwards	G	6-6	308	28	7	Wisconsin	Downers Grove, IL	FA-23
79	Spencer Brown	T	6-8	311	27	5	Northern Iowa	Lenox, IA	D3-21
83	Keleki Latu	TE	6-6	249	23	R	Washington	Sacramento, CA	UDFA-25
85	Jackson Hawes	TE	6-4	253	25	R	Georgia Tech	Salt Lake City, UT	D5b-25
86	Dalton Kincaid	TE	6-3	246	26	3	Utah	Las Vegas, NV	D1-23
88	Dawson Knox	TE	6-4	254	29	7	Mississippi	Brentwood, TN	D3b-19
92	DaQuan Jones	DT	6-4	320	34	12	Penn State	Johnson City, NY	FA-22
96	Deone Walker	DT	6-7	331	21	R	Kentucky	Detroit, MI	D4-25
97	Joey Bosa	DE	6-5	280	30	10	Ohio State	Fort Lauderdale, FL	FA-25
98	T.J. Sanders	DT	6-4	297	22	R	South Carolina	Marion, SC	D2-25
99	Larry Ogunjobi	DT	6-3	305	31	9	Charlotte	Jamestown, NC	FA-25
INJURED RESERVE									
1	Curtis Samuel	WR	5-11	195	29	9	Ohio State	Brooklyn, NY	FA-24
2	Tyler Bass	K	5-10	183	28	6	Georgia Southern	Columbia, SC	D6-20
3	Damar Hamlin	S	6-0	200	27	5	Pittsburgh	McKees Rocks, PA	D6-21
9	Taylor Rapp	S	6-0	208	28	7	Washington	Bellingham, WA	FA-23
30	Wande Owens	S	5-11	205	24	R	New Hampshire	Glenelg, MD	UDFA-25
43	Dorian Strong	CB	6-1	185	23	R	Virginia Tech	Upper Marlboro, MD	D6a-25
55	Michael Hoecht	DE	6-4	267	28	5	Brown	Oakwood, OH	FA-25
77	Chase Lundt	T	6-7	304	25	R	Connecticut	Arlington, TX	D6b-25
90	DeWayne Carter	DT	6-2	302	25	2	Duke	Pickerington, OH	D3-24
91	Ed Oliver	DT	6-1	287	28	7	Houston	Houston, TX	D1-19
94	Landon Jackson	DE	6-6	264	23	R	Arkansas	Texarkana, TX	D3-25
PRACTICE SQUAD									
16	Mecole Hardman Jr.	WR	5-10	187	27	7	Georgia	Elberton, GA	FA-25
20	Frank Gore Jr.	RB	5-8	201	23	1	Southern Miss	Miami, FL	UDFA-24
23	Dane Jackson	CB	5-11	180	29	6	Pittsburgh	Corapolis, PA	FA-25
29	Brandon Codrington	CB	5-9	185	25	2	NC Central	Raleigh, NC	T-24 (NYJ)
33	Te'Cory Couch	DB	5-10	185	26	1	Miami (FL)	Hollywood, FL	UDFA-24
36	Matthew Judon	DE	6-3	265	33	10	Grand Valley State	West Bloomfield, MI	FA-25
38	M.J. Devonshire	CB	5-11	186	25	1	Pittsburgh	Aliquippa, PA	FA-25
49	Keonta Jenkins	LB	6-2	211	23	R	Virginia Tech	Jacksonville, FL	UDFA-25
54	Baylon Spector	LB	6-0	233	27	4	Clemson	Calhoun, GA	D7-22
59	Shaq Lawson	DE	6-3	265	31	9	Clemson	Central, SC	FA-25
65	Richard Gouraige	OL	6-5	306	27	1	Florida	Tampa, FL	UDFA-25
67	Travis Clayton	OL	6-7	303	24	2		Basingstoke, UK	D7-24
71	Tommy Akingbesote	DT	6-4	316	22	R	Maryland	Largo, MD	FA-25
75	Andre Jones Jr.	DE	6-5	258	27	2	Louisiana	Varnado, LA	FA-25
89	Stephen Gosnell	WR	6-1	198	24	R	Virginia Tech	Pilot Mountain, NC	UDFA-25
93	Zion Logue	DT	6-6	325	24	1	Georgia	Lebanon, TN	PS-24 (ATL)



2025 PERSONNEL MOVES

- **January 7** – Signed to a reserve/future contract: P Jake Camarda
- **January 17** – Signed to a reserve/future contract: TE Armani Rogers
- **January 27** – Re-signed OL Ryan Van Demark to a one-year contract. Signed to reserve/future contracts: CB Te'Cory Couch, OL Mike Edwards, RB Frank Gore Jr., OL Richard Gougeon, WR K.J. Hamler, CB Daequan Hardy, DT Zion Logue.
- **January 28** – Signed to reserve/future contracts: WR Tyrell Shavers and WR Jalen Virgil
- **January 29** – Re-signed QB Shane Buechele to a one-year contract. Signed to a reserve/future contract: TE Zach Davidson.
- **January 30** – Signed to a reserve/future contract: DT Branson Deen.
- **February 12** – Re-signed OL Alec Anderson to a one-year contract.
- **February 14** – OL Tommy Doyle announced retirement.
- **February 25** – Agreed to terms with WR Khalil Shakir on a four-year contract extension through 2029.
- **March 6** – Released P Sam Martin.
- **March 7** – Agreed to terms with LB Terrel Bernard on a four-year contract extension through 2029.
- **March 8** – Signed DE Greg Rousseau to a four-year contract extension through 2029. Signed LS Reid Ferguson to a four-year contract extension through 2028.
- **March 9** – Agreed to terms with QB Josh Allen on a deal that will keep him in Buffalo through 2030. Released DE Von Miller.
- **March 11** – Agreed to terms on a two-year contract with RB Ty Johnson and on a one-year contract with FB Reggie Gilliam.
- **March 12** – Agreed to terms on a one-year contract with S Damar Hamlin. Agreed to terms on a trade with Dallas that sends CB Kaiir Elam and a 6th round pick in 2025 to the Cowboys in exchange for a 5th round pick in 2025 and a 7th round pick in 2026.
- **March 13** – Signed S Darrick Forrest to a one-year contract. Signed DE Joey Bosa to a one-year contract. Signed WR Joshua Palmer to a three-year contract. Signed RB Darrynton Evans to a one-year contract.
- **March 14** – Agreed to terms with CB Dane Jackson and G Kendrick Green on one-year contracts. Signed DE Michael Hoecht to a three-year contract. Signed DT Larry Ogunjobi to a one-year contract. Signed WR Laviska Shenault to a one-year contract.
- **April 1** – Signed P Brad Robbins to a one-year contract.
- **April 2** – Signed CB Christian Benford to a four-year contract extension through 2029.
- **April 17** – Released DT Branson Deen. TE Armani Rogers was waived with a non-football injury.
- **April 21** – Signed CB Tre'Davious White to a one-year contract.
- **April 24** – Selected CB Maxwell Hairston in 1st round (30th overall).
- **April 25** – Traded a 2nd round pick (56th overall), a 2nd round pick (62nd overall), and a 4th round pick (109th overall) to Chicago for a 2nd round pick (41st overall), a 3rd round pick (72nd overall), and a 7th round pick (240th overall). Selected DT T.J. Edwards in the 2nd round (41st overall). Selected DE Landon Jackson in the 3rd round (72nd overall).
- **April 26** – Traded a 4th round pick (132nd overall) and a 5th round pick (169th overall) to Chicago for a 4th round pick (109th overall). Selected DT Deone Walker in the 4th round (109th overall). Selected DB Jordan Hancock in the 5th round (170th overall). Selected TE Jackson Hawes in the 5th round (173rd overall). Selected CB Dorian Strong in the 6th round (177th overall). Selected T Chase Lundt in the 6th round (206th overall). Selected WR Kaden Prather in the 7th round (240th overall).
- **May 5** – Signed WR Elijah Moore to a one-year contract.
- **May 9** – Signed the following 2025 draft picks to a four-year contract: DE Landon Jackson, DB Jordan Hancock, TE Jackson Hawes, CB Dorian Strong, T Chase Lundt, and WR Kaden Prather. Signed the following undrafted free agents: OL Jacob Bayer, OL Rush Reimer, WR Hal Presley III, WR Kelly Akharaiyi, WR Stephen Gosnell, TE Keleki Latu, DE Hayden Harris, DE Paris Shand, DT Devin Brandt-Epps, LB Keonta Jenkins, S Wande Owens, and CB Daryl Porter Jr. Claimed DT Casey Rogers off waivers from the NY Giants.
- **May 20** – Signed WR Kristian Wilkerson to a one-year contract. Released WR Hal Presley III.
- **June 6** – Signed DT Marcus Harris. Released DT Devin Brandt-Epps.



2025 PERSONNEL MOVES

- **June 10** - Signed LB Shaq Thompson to a one-year contract.
- **July 22** - Signed TE Matt Sokol and WR David White. Released WR Kelly Akharaiyi and P Jake Camarda.
- **July 26** - Signed WR Kelly Akharaiyi. Placed WR David White on Reserve/Retired list.
- **July 28** - Signed WR Deon Cain. Released CB Daryl Porter Jr.
- **July 31** - Signed DE Kameron Cline. DE Hayden Harris was waived/injured.
- **August 4** - Signed OL Dan Feeney. Released OL Rush Reimer and DE Kameron Cline.
- **August 5** - Signed DE Justin Hollins.
- **August 6** - Signed LB Jimmy Ciarlo. LB Baylon Spector was waived/injured.
- **August 8** - Signed K Caden Davis. Released WR Kelly Akharaiyi.
- **August 12** - Signed S Tre Herndon. Released TE Matt Sokol.
- **August 13** - Signed RB James Cook to a four-year contract extension through 2029.
- **August 14** - Signed DE Nelson Ceaser and TE Matt Sokol. WR Jalen Virgil and DE Justin Hollins were waived/injured.
- **August 19** - Signed RB Jarveon Howard and WR Grant DuBose. Placed RB Darrynton Evans on Injured Reserve. WR Kaden Prather and CB Te'Cory Couch were waived/injured.
- **August 20** - Signed RB Elijah Young, CB Zy Alexander, and OL Rush Reimer. Released K Caden Davis. RB Jarveon Howard was waived/injured.
- **August 23** - Signed DB Garnett Hollis Jr and DB Wande Owens was waived/injured.
- **August 24** - Released DB Zy Alexander, DE Nelson Ceaser, DB Tre Herndon, DB Garnett Hollis Jr., OL Rush Reimer, TE Matt Sokol and RB Elijah Young. WR Grant DuBose was waived/injured.
- **August 25** - Signed DT Jordan Phillips.
- **August 26** - Released OL Jacob Bayer, WR Deon Cain, LB Jimmy Ciarlo, OL Travis Clayton, TE Zach Davidson, OL Mike Edwards, OL Dan Feeney, S Darrick Forrest, RB Frank Gore Jr., WR Stephen Gosnell, OL Richard Goureaige, OL Kendrick Green, WR K.J. Hamler, CB Daequan Hardy, DT Marcus Harris, CB Dane Jackson, LB Keonta Jenkins, TE Keleki Latu, DT Zion Logue, DT Jordan Phillips, DT Casey Rogers, DE Paris Shand, WR Laviska Shenault, LB Edefuan Ulofoshio, WR Kristian Wilkerson.
- **August 26** - Placed OL Tylan Grable and CB Maxwell Hairston on Injured Reserve. DE Michael Hoecht and DT Larry Ogunjobi were placed on the Reserve/Suspended list.
- **August 27** - Signed to the practice squad: QB Shane Buechele, RB Frank Gore Jr., WR Stephen Gosnell, WR Kristian Wilkerson, TE Keleki Latu, OL Travis Clayton, OL Dan Feeney, OL Kendrick Green, DT Zion Logue, DT Jordan Phillips, LB Jimmy Ciarlo, LB Keonta Jenkins, CB Daequan Hardy, CB Dane Jackson, S Jordan Poyer, S Sam Franklin.
- **August 28** - Signed DE Andre Jones Jr. and CB Jalen Kimber to the practice squad. Released CB Daequan Hardy from the practice squad.
- **September 3** - Signed WR Gabe Davis and placed him on the practice squad/injured reserve list.
- **September 4** - Signed S Sam Franklin Jr. to the active roster from the practice squad. Signed K Matt Prater to the practice squad. Placed DT DeWayne Carter on Injured Reserve.
- **September 5** - Placed K Tyler Bass on Injured Reserve.
- **September 6** - Elevated K Matt Prater and OL Kendrick Green from the practice squad for game vs. Baltimore.
- **September 9** - Signed K Matt Prater to the active roster from the practice squad. Signed P Cameron Johnston. Released P Brad Robbins.
- **September 10** - Signed DT Phidarian Mathis to the practice squad.
- **September 13** - Elevated LB Keonta Jenkins and DT Zion Logue from the practice squad for game at NY Jets.
- **September 18** - Elevated LB Keonta Jenkins and DT Zion Logue from the practice squad for game vs. Miami. OL Dan Feeney was signed off the practice squad by Tampa Bay.
- **September 22** - Signed OL Nick Broeker to the practice squad.
- **September 23** - Signed LB Otis Reese IV to the practice squad. Released CB Jalen Kimber from the practice squad.
- **September 27** - Elevated DT Jordan Phillips from the practice squad for game vs. New Orleans.
- **September 30** - Signed P Mitch Wishnowsky. Placed P Cameron Johnston on Injured Reserve.
- **October 4** - Signed LB Jimmy Ciarlo from the practice squad. Placed CB Dorian Strong on Injured Reserve. Elevated DT Zion Logue and DT Phidarian Mathis from the practice squad for game vs. New England.



2025 PERSONNEL MOVES

- **October 7** - Signed LB Baylon Spector and CB Jalen Kimber to the practice squad. Released Otis Reese IV from the practice squad.
- **October 11** - Placed S Damar Hamlin and DT T.J. Sanders on Injured Reserve.
- **October 13** - Elevated DT Jordan Phillips and S Jordan Poyer from the practice squad for game at Atlanta.
- **October 14** - Released LB Jimmy Ciarlo. Released CB Jalen Kimber from the practice squad.
- **October 16** - Signed LB Jimmy Ciarlo to the practice squad.
- **October 24** - Placed S Taylor Rapp on Injured Reserve.
- **October 25** - Activated CB Maxwell Hairston from Injured Reserve. Elevated DT Jordan Phillips and S Jordan Poyer from the practice squad for game at Carolina.
- **October 28** - Signed S Jordan Poyer and DT Jordan Phillips to the active roster from the practice squad. Placed DT Ed Oliver on Injured Reserve.
- **October 29** - Signed DT Tommy Akingbesote to the practice squad. Activated WR Gabe Davis from practice squad-IR to the practice squad.
- **November 1** - Elevated CB Dane Jackson and DT Phidarian Mathis from the practice squad for game vs. Kansas City.
- **November 3** - Placed DE Michael Hoecht on Injured Reserve.
- **November 5** - Signed DT Phidarian Mathis to the active roster from the practice squad. Signed DB Te'Cory Couch and DE Kingsley Jonathan to the practice squad. Released LB Jimmy Ciarlo from the practice squad.
- **November 8** - Elevated CB Dane Jackson and LB Baylon Spector from the practice squad for game at Miami.
- **November 11** - Signed WR Mecole Hardman Jr. to the practice squad. Released WR Kristian Wilkerson and DE Kingsley Jonathan from the practice squad. Placed DE Landon Jackson on Injured Reserve.
- **November 12** - Signed DE Morgan Fox to the practice squad.
- **November 15** - Signed WR Mecole Hardman Jr. to the active roster from the practice squad. Released CB Brandon Codrington. Activated DT T.J. Sanders from Injured Reserve. Elevated WR Gabe Davis and TE Keleki Latu from the practice squad for game vs Tampa Bay.
- **November 18** - Signed CB Brandon Codrington to the practice squad.
- **November 20** - Placed WR Mecole Hardman Jr. on Injured Reserve. Elevated WR Gabe Davis and TE Keleki Latu from the practice squad for game at Houston.
- **November 25** - Signed WR Brandin Cooks. Signed DE Shaq Lawson to the practice squad. Released Andre Jones Jr. from the practice squad.
- **November 26** - Released WR Elijah Moore.
- **November 28** - Signed WR Gabe Davis to the active roster from the practice squad. Placed WR Curtis Samuel on Injured Reserve.
- **November 29** - Activated OL Tylan Grable from Injured Reserve. Elevated TE Keleki Latu and LB Baylon Spector from the practice squad for game at Pittsburgh.
- **December 2** - Signed DE Andre Jones Jr. to the practice squad.
- **December 3** - Claimed CB Darius Slay off waivers from Pittsburgh. Released CB Ja'Marcus Ingram.
- **December 5** - Claimed S Darnell Savage off waivers from Washington. Placed CB Darius Slay on Reserve/Did Not Report.
- **December 6** - Elevated DE Morgan Fox and LB Baylon Spector from the practice squad for game vs. Cincinnati.
- **December 9** - Signed CB M.J. Devonshire to the practice squad. Released OL Nick Broeker from the practice squad.
- **December 13** - Elevated DE Andre Jones Jr. and CB Dane Jackson from the practice squad for game at New England.
- **December 16** - Signed K Michael Badgley to the practice squad. Released CB M.J. Devonshire from the practice squad.
- **December 19** - Placed OL Chase Lundt on Injured Reserve.
- **December 20** - Signed DE Matthew Judon to the practice squad. Released DE Morgan Fox from the practice squad. Activated WR Mecole Hardman Jr. from Injured Reserve. Elevated K Michael Badgley and DE Andre Jones Jr. from the practice squad for game at Cleveland.
- **December 23** - Signed CB M.J. Devonshire to the practice squad.
- **December 24** - Signed OL Richard Gouraige to the practice squad.
- **December 27** - Signed TE Keleki Latu from the practice squad. Released WR Mecole Hardman Jr. Elevated K Michael Badgley and DE Andre Jones Jr. from the practice squad for game vs. Philadelphia.



2025 PERSONNEL MOVES

- **December 29** - Released K Michael Badgley from the practice squad.
- **December 30** - Signed WR Mecole Hardman Jr. to the practice squad.
- **January 3** - Elevated LB Keonta Jenkins and DE Matthew Judon from the practice squad for game vs. NY Jets.



2025 SNAP COUNTS

	OFFENSE	BAL	NYJ	MIA	NO	NE	ATL	CAR	KC	MIA	TB	HOU	PIT	CIN	NE	CLE	PHI	NYJ	TOT	PCT
	TOTAL PLAYS	85	75	60	59	68	57	63	66	68	56	66	74	64	70	50	76	75	1132	
QB	Josh Allen	85	65	60	59	68	57	52	66	65	56	66	74	64	70	50	76	1	1034	91%
	Mitchell Trubisky	0	10	0	0	0	0	11	0	3	0	0	0	0	0	0	0	74	98	9%
RB	James Cook III	48	35	40	43	49	30	28	50	34	37	36	45	48	47	28	39	2	639	56%
	Ty Johnson	28	19	15	12	12	24	20	13	27	18	23	20	16	18	16	29	25	335	30%
	Reggie Gilliam	12	19	9	17	8	21	26	17	18	12	11	9	15	8	11	7	15	235	21%
	Ray Davis	10	20	4	5	6	2	15	3	7	1	6	13	4	6	8	10	48	168	15%
WR	Khalil Shakir	60	37	42	31	43	34	30	40	45	30	44	36	32	48	24	59	0	635	56%
	Keon Coleman	75	38	45	43	42	49	46	45	42	IA	IA	33	18	39	IA	IA	61	576	51%
	Tyrell Shavers	17	25	12	14	17	28	25	31	24	30	26	45	36	35	29	43	4	441	39%
	Joshua Palmer	53	38	26	15	35	6	IA	IA	IA	28	33	IA	IA	23	35	38	63	393	35%
	Gabe Davis	PS-IR	PS-IR	PS-IR	PS-IR	PS-IR	PS-IR	PS-IR	PS	PS	23	36	43	37	IA	IA	29	70	238	21%
	Elijah Moore	12	30	14	18	IA	14	29	17	25	IA	27	X	X	X	X	X	X	186	16%
	Curtis Samuel	IA	IA	IA	20	33	IA	19	27	24	28	IA	IR	IR	IR	IR	IR	IR	151	13%
	Brandin Cooks	X	X	X	X	X	X	X	X	X	X	X	17	23	24	12	39	IA	115	10%
	Mecole Hardman, Jr.	X	X	X	X	X	X	X	X	X	4	IR	IR	IR	IR	0	X	PS	4	0%
TE	Dawson Knox	48	41	32	24	38	46	27	32	46	43	57	53	35	45	34	48	4	653	58%
	Jackson Hawes	16	35	26	31	20	31	35	31	29	19	22	52	34	31	32	21	22	487	43%
	Dalton Kincaid	43	36	33	22	37	IA	14	23	18	IA	IA	22	25	19	IA	10	302	27%	
	Keleki Latu	PS	PS	PS	PS	PS	PS	PS	PS	PS	6	8	4	PS	PS	PS	16	51	85	8%
OFFENSIVE LINE	O'Cyrus Torrence	85	75	60	56	68	57	63	66	68	56	66	74	64	70	50	76	75	1129	100%
	Connor McGovern	85	67	60	59	68	56	52	66	68	56	66	74	64	70	50	76	0	1037	92%
	David Edwards	85	67	60	56	68	57	52	66	68	56	66	74	64	70	50	76	0	1035	91%
	Dion Dawkins	85	67	60	56	68	57	52	66	68	56	62	IA	64	70	50	76	IA	957	85%
	Spencer Brown	85	75	60	IA	68	57	63	66	68	56	53	IA	IA	70	48	74	3	846	75%
	Ryan Van Demark	0	8	0	59	0	0	11	0	0	0	17	74	64	0	2	2	75	312	28%
	Alec Anderson	3	10	2	3	0	1	12	1	1	1	1	74	0	1	2	2	75	189	17%
	Sedrick Van Pran-Granger	IA	8	0	3	0	0	11	0	0	0	0	0	0	0	0	0	75	97	9%
	Tylan Grable	IR	IR	IR	IR	IR	IR	IR	IR	IR	IR	IR	0	0	IA	IA	IA	72	72	6%
	Chase Lundt	IA	IA	IA	3	IA	IA	IA	IA	IA	IA	IA	0	IA	IA	IR	IR	IR	3	0%
Kendrick Green	0	PS	PS	PS	PS	PS	PS	PS	PS	PS	PS	PS	PS	PS	PS	PS	X	X	0	0%



DEFENSIVE BACKS



GAME	1	2	3	4	5	6	7	8	9	10	11	12	13	14	15	16	17				
OPPONENT	BAL	NYJ	MIA	NO	NE	ATL	CAR	KC	MIA	TB	HOU	PIT	CIN	NE	CLE	PHI	NYJ	GP	GS	IA	
Tommy Akingbesote	X	X	X	X	X	X	X	PS	PS	PS	PS	PS	PS	PS	PS	PS	PS	0	0	0	
Josh Allen	QB	QB	QB	QB	QB	QB	QB	QB	QB	QB	QB	QB	QB	QB	QB	QB	QB	17	17	0	
Alec Anderson	P	P	P	P	P	P	P	P	P	P	P	P	P	P	P	P	P	LG	17	2	0
Joe Andreesen	P	P	P	P	P	P	LB	P	P	P	P	P	P	P	P	P	P	LB	17	2	0
Michael Badgley	X	X	X	X	X	X	X	X	X	X	X	X	X	X	X	P	X	2	0	0	
Tyler Bass	IR	IR	IR	IR	IR	IR	IR	IR	IR	IR	IR	IR	IR	IR	IR	IR	IR	0	0	0	
Christian Benford	CB	CB	CB	CB	CB	CB	CB	CB	IA	CB	CB	CB	CB	IA	CB	CB	DNP	14	14	2	
Terrel Bernard	LB	LB	LB	LB	LB	LB	DNP	LB	LB	LB	LB	IA	IA	IA	P	LB	IA	12	11	4	
Cole Bishop	S	S	S	S	S	S	S	S	S	S	S	S	S	S	S	S	S	17	17	0	
Joey Bosa	DE	DE	DE	DE	DE	DE	DE	DE	DE	DE	DE	DE	IA	DE	DE	DE	IA	15	15	2	
Nick Broeker	X	X	X	PS	PS	PS	PS	PS	PS	PS	PS	PS	PS	IA	X	X	X	4	0	0	
Spencer Brown	RT	RT	RT	IA	RT	RT	RT	RT	RT	RT	RT	RT	IA	IA	RT	RT	RT	P	14	13	3
Shane Buechele	PS	PS	PS	PS	PS	PS	PS	PS	PS	PS	PS	PS	PS	PS	PS	X	X	0	0	0	
Jimmy Ciarlo	PS	PS	PS	PS	P	IA	PS	PS	X	X	X	X	X	X	X	X	X	1	0	1	
DeWayne Carter	IR	IR	IR	IR	IR	IR	IR	IR	IR	IR	IR	IR	IR	IR	IR	IR	IR	0	0	0	
Travis Clayton	PS	PS	PS	PS	PS	PS	PS	PS	PS	PS	PS	PS	PS	PS	PS	PS	PS	0	0	0	
Brandon Codrington	P	P	P	IA	IA	P	IA	IA	X	PS	PS	PS	PS	PS	PS	PS	PS	4	0	5	
Keon Coleman	WR	WR	WR	WR	P	P	P	WR	WR	IA	IA	P	P	P	IA	IA	P	13	6	4	
James Cook III	RB	RB	RB	RB	RB	RB	RB	RB	RB	RB	RB	RB	RB	RB	RB	RB	RB	17	17	0	
Brandin Cooks	X	X	X	X	X	X	X	X	X	X	X	WR	P	WR	P	P	IA	5	2	1	
Te'Cory Couch	X	X	X	X	X	X	X	X	PS	PS	PS	PS	PS	PS	PS	PS	PS	0	0	0	
Gabe Davis	PS-IR	PS-IR	PS-IR	PS-IR	PS-IR	PS-IR	PS-IR	PS	PS	WR	WR	P	WR	IA	IA	WR	WR	6	5	2	
Ray Davis	P	P	P	P	P	P	P	P	P	P	P	P	P	P	P	P	P	17	0	0	
Dion Dawkins	LT	LT	LT	LT	LT	LT	LT	LT	LT	LT	LT	IA	LT	LT	LT	LT	IA	15	15	2	
M.J. Devonshire	X	X	X	X	X	X	X	X	X	X	X	X	X	PS	X	PS	PS	0	0	0	
David Edwards	LG	LG	LG	LG	LG	LG	LG	LG	LG	LG	LG	LG	LG	LG	LG	LG	P	17	16	0	
A.J. Epenesa	P	P	P	P	P	P	P	P	IA	P	P	P	DE	IA	P	P	DE	15	2	2	
Dan Feeney	PS	PS	X	X	X	X	X	X	X	X	X	X	X	X	X	X	X	0	0	0	
Reid Ferguson	P	P	P	P	P	P	P	P	P	P	P	P	P	P	P	P	P	17	0	0	
Morgan Fox	X	X	X	X	X	X	X	X	X	PS	PS	PS	P	PS	X	X	X	1	0	0	
Sam Franklin	P	P	P	P	P	P	P	P	P	P	P	P	P	P	P	P	P	17	0	0	
Reggie Gilliam	P	P	P	FB	P	FB	P	P	P	P	P	P	P	P	P	P	P	17	2	0	
Frank Gore, Jr.	PS	PS	PS	PS	PS	PS	PS	PS	PS	PS	PS	PS	PS	PS	PS	PS	PS	0	0	0	
Stephen Gosnell	PS	PS	PS	PS	PS	PS	PS	PS	PS	PS	PS	PS	PS	PS	PS	PS	PS	0	0	0	
Tylan Grable	IR	IR	IR	IR	IR	IR	IR	IR	IR	IR	IR	DNP	DNP	IA	IA	IA	LT	1	1	3	
Kendrick Green	DNP	PS	PS	PS	PS	PS	PS	PS	PS	PS	PS	PS	PS	PS	PS	X	X	0	0	0	
Richard Guraige	X	X	X	X	X	X	X	X	X	X	X	X	X	X	X	X	PS	0	0	0	
Maxwell Hairston	IR	IR	IR	IR	IR	X	P	P	CB	P	P	P	P	CB	P	P	CB	11	3	0	
Damar Hamlin	P	P	P	P	P	IR	IR	IR	IR	IR	IR	IR	IR	IR	IR	IR	IR	5	0	0	
Jordan Hancock	IA	IA	IA	P	IA	P	P	P	P	P	P	P	P	P	P	P	P	13	0	4	
Mecole Hardman Jr.	X	X	X	X	X	X	X	X	X	P	IR	IR	IR	IR	P	X	PS	2	0	0	
Jackson Hawes	P	P	P	TE	P	TE	TE	P	TE	P	TE	TE	P	TE	TE	P	P	17	8	0	
Michael Hoecht	SUSP	SUSP	SUSP	SUSP	SUSP	SUSP	P	P	IR	IR	IR	IR	IR	IR	IR	IR	IR	2	0	0	
Ja'Marcus Ingram	P	P	IA	IA	P	P	P	P	P	IA	IA	IA	X	X	X	X	X	7	0	5	
Dane Jackson	PS	PS	PS	PS	PS	PS	PS	P	P	PS	PS	PS	PS	P	PS	PS	PS	3	0	0	
Landon Jackson	IA	IA	IA	IA	P	P	IA	IA	P	IR	IR	IR	IR	IR	IR	IR	IR	3	0	6	
Keonta Jenkins	PS	P	P	PS	PS	PS	PS	PS	PS	PS	PS	PS	PS	PS	PS	PS	P	3	0	0	
Taron Johnson	P	IA	CB	CB	CB	P	P	IA	IA	P	CB	P	CB	CB	CB	CB	DNP	13	8	3	
Ty Johnson	P	P	P	P	P	P	P	P	P	P	P	P	P	P	P	P	P	17	0	0	
Cameron Johnston	X	P	P	P	IR	IR	IR	IR	IR	X	X	X	X	X	X	X	X	3	0	0	
Kingsley Jonathan	X	X	X	X	X	X	X	X	PS	X	X	X	X	X	X	X	X	0	0	0	



GAME	1	2	3	4	5	6	7	8	9	10	11	12	13	14	15	16	17			
OPPONENT	BAL	NYJ	MIA	NO	NE	ATL	CAR	KC	MIA	TB	HOU	PIT	CIN	NE	CLE	PHI	NYJ	GP	GS	IA
Andre Jones Jr.	PS	PS	PS	PS	PS	PS	PS	PS	PS	PS	PS	X	PS	P	P	P	PS	3	0	0
DaQuan Jones	DT	DT	DT	DT	DT	DNP	IA	IA	DT	DT	DT	DT	DT	DT	DT	IA	IA	12	12	4
Matthew Judon	X	X	X	X	X	X	X	X	X	X	X	X	X	X	PS	PS	P	1	0	0
Jalen Kimber	PS	PS	PS	X	X	PS	X	X	X	X	X	X	X	X	X	X	X	0	0	0
Dalton Kincaid	TE	P	TE	P	TE	IA	P	P	X	IA	IA	IA	P	P	P	IA	TE	12	4	5
Dawson Knox	TE	TE	TE	TE	P	TE	P	TE	P	TE	TE	P	TE	TE	TE	TE	P	17	12	0
Keleki Latu	PS	PS	PS	PS	PS	PS	PS	PS	PS	P	P	P	PS	PS	PS	P	P	5	0	0
Shaq Lawson	X	X	X	X	X	X	X	X	X	X	X	PS	PS	PS	PS	PS	PS	0	0	0
Cam Lewis	P	P	P	P	P	P	P	DB	DB	P	P	P	P	P	P	S	DB	17	4	0
Zion Logue	PS	P	P	PS	P	PS	PS	PS	PS	PS	PS	PS	PS	PS	PS	PS	PS	3	0	0
Chase Lundt	IA	IA	IA	P	IA	IA	IA	IA	IA	IA	IA	P	IA	IA	IR	IR	IR	2	0	12
Phidarian Mathis	X	PS	PS	PS	P	PS	PS	P	P	IA	IA	IA	IA	IA	P	P	P	6	0	5
Connor McGovern	C	C	C	C	C	C	C	C	C	C	C	C	C	C	C	C	DNP	16	16	0
Matt Milano	LB	LB	IA	IA	LB	IA	IA	LB	LB	LB	LB	LB	LB	LB	LB	LB	DNP	12	12	4
Elijah Moore	P	WR	P	P	IA	P	WR	P	P	IA	P	X	X	X	X	X	X	9	2	2
Larry Ogunjobi							P	P	P	P	P	P	P	P	IA	P	P	10	0	1
Ed Oliver	DT	IA	IA	IA	IA	DT	DT	IR	IR	IR	IR	IR	IR	IR	IR	IR	IR	3	3	4
Wande Owens	IR	IR	IR	IR	IR	IR	IR	IR	IR	IR	IR	IR	IR	IR	IR	IR	IR	0	0	0
Joshua Palmer	WR	P	P	P	WR	WR	IA	IA	IA	WR	WR	IA	IA	WR	WR	P	WR	12	8	5
Jordan Phillips	PS	PS	PS	P	PS	P	P	DT	P	P	P	P	P	P	IA	IA	P	11	1	2
Jordan Poyer	PS	PS	PS	PS	PS	P	S	S	S	S	S	S	S	S	S	IA	IA	10	9	2
Matt Prater	P	P	P	P	P	P	P	P	P	P	P	P	P	P	IA	IA	P	15	0	2
Taylor Rapp	S	S	S	S	S	S	IR	IR	IR	IR	IR	IR	IR	IR	IR	IR	IR	6	6	0
Otis Reese IV	X	X	X	PS	PS	X	X	X	X	X	X	X	X	X	X	X	X	0	0	0
Brad Robbins	P	X	X	X	X	X	X	X	X	X	X	X	X	X	X	X	X	1	0	0
Greg Rousseau	DE	DE	DE	DE	DE	DE	DE	DE	DE	DE	DE	DE	DE	DE	DE	DE	IA	16	16	1
Curtis Samuel	IA	IA	IA	P	P	IA	P	P	P	P	IA	IR	IR	IR	IR	IR	IR	6	0	5
T.J. Sanders	P	P	P	P	IA	IR	IR	IR	IR	P	P	P	P	P	P	DT	DT	12	2	1
Darnell Savage	X	X	X	X	X	X	X	X	X	X	X	X	IA	IA	IA	P	S	2	1	3
Khalil Shakir	P	WR	WR	P	WR	P	WR	WR	WR	WR	WR	P	WR	WR	P	P	WR	16	10	0
Tyrell Shavers	P	P	P	P	WR	P	WR	WR	WR	P	P	WR	WR	P	P	WR	DNP	17	9	0
Javon Solomon	P	P	P	P	P	P	P	P	P	P	P	P	P	P	P	P	DE	17	1	0
Baylon Spector	X	X	X	X	X	PS	PS	PS	P	PS	PS	P	P	PS	PS	PS	PS	3	0	0
Dorian Strong	CB	P	P	P	IR	IR	IR	IR	IR	IR	IR	IR	IR	IR	IR	IR	IR	4	1	0
Shaq Thompson	P	IA	P	P	P	LB	LB	IA	IA	IA	P	LB	LB	LB	LB	P	DNP	12	6	4
O'Cyrus Torrence	RG	RG	RG	RG	RG	RG	RG	RG	RG	RG	RG	RG	RG	RG	RG	RG	RG	17	17	0
Mitchell Trubisky	DNP	P	DNP	DNP	DNP	DNP	P	DNP	P	DNP	DNP	DNP	DNP	DNP	DNP	DNP	P	4	0	0
Ryan Van Demark	P	P	P	RT	P	P	P	P	P	P	P	P	LT	RT	P	P	RT	17	4	0
Sedrick Van Pran-	IA	P	DNP	P	P	P	P	P	P	P	P	P	P	P	P	P	C	15	1	1
Deone Walker	P	DT	DT	DT	DT	DT	DT	DT	DT	DT	DT	DT	DT	DT	DT	DT	DT	17	16	0
Tre'Davious White	IA	CB	CB	CB	CB	CB	CB	CB	CB	CB	CB	CB	CB	CB	CB	CB	CB	16	16	1
Kristian Wilkerson	PS	PS	PS	PS	PS	PS	PS	PS	PS	X	X	X	X	X	X	X	X	0	0	0
Dorian Williams	LB	LB	LB	LB	IA	LB	LB	P	P	LB	P	P	P	P	P	P	P	16	9	1
Mitch Wishnowskv	X	X	X	X	P	P	P	P	P	P	P	P	P	P	P	P	P	13	0	0



2025 GAME BY GAME STARTERS

OFFENSE											
GAME	QB	LT	LG	C	RG	RT	RB	WR	WR	TE	OTHER
BAL	Allen	Dawkins	Edwards	McGovern	Torrence	Brown	Cook	Palmer	Coleman	Kincaid	Knox (TE)
NYJ	Allen	Dawkins	Edwards	McGovern	Torrence	Brown	Cook	Shakir	Coleman	Knox	Moore (WR)
MIA	Allen	Dawkins	Edwards	McGovern	Torrence	Brown	Cook	Shakir	Coleman	Kincaid	Knox (TE)
NO	Allen	Dawkins	Edwards	McGovern	Torrence	Van Demark	Cook	Gilliam (FB)	Coleman	Knox	Hawes (TE)
NE	Allen	Dawkins	Edwards	McGovern	Torrence	Brown	Cook	Shakir	Palmer	Kincaid	Shavers (WR)
ATL	Allen	Dawkins	Edwards	McGovern	Torrence	Brown	Cook	Gilliam (FB)	Palmer	Knox	Hawes (TE)
CAR	Allen	Dawkins	Edwards	McGovern	Torrence	Brown	Cook	Shakir	Shavers	Hawes	Moore (WR)
KC	Allen	Dawkins	Edwards	McGovern	Torrence	Brown	Cook	Shakir	Coleman	Knox	Shavers (WR)
MIA	Allen	Dawkins	Edwards	McGovern	Torrence	Brown	Cook	Shakir	Coleman	Hawes	Shavers (WR)
TB	Allen	Dawkins	Edwards	McGovern	Torrence	Brown	Cook	Shakir	Palmer	Knox	G.Davis (WR)
HOU	Allen	Dawkins	Edwards	McGovern	Torrence	Brown	Cook	G.Davis	Palmer	Knox	Hawes (TE)
PIT	Allen	Van Demark	Edwards	McGovern	Torrence	Anderson	Cook	Shakir	Shavers	Hawes	Cooks (WR)
CIN	Allen	Dawkins	Edwards	McGovern	Torrence	Van Demark	Cook	Shakir	Shavers	Knox	G.Davis (WR)
NE	Allen	Dawkins	Edwards	McGovern	Torrence	Brown	Cook	Cooks	Palmer	Knox	Hawes (TE)
CLE	Allen	Dawkins	Edwards	McGovern	Torrence	Brown	Cook	Palmer	Shavers	Knox	Hawes (TE)
PHI	Allen	Dawkins	Edwards	McGovern	Torrence	Brown	Cook	Shakir	G.Davis	Knox	Shavers (WR)
NYJ	Allen	Grable	Anderson	Van Pran-Granger	Torrence	Van Demark	Cook	G.Davis	Palmer	Kincaid	Shavers (WR)

DEFENSE											
GAME	DE	DT	DT	DE	LB	LB	CB	CB	S	S	OTHER
BAL	Rousseau	Oliver	D.Jones	Bosa	Bernard	Milano	Benford	Strong	Rapp	Bishop	Williams (LB)
NYJ	Rousseau	Walker	D.Jones	Bosa	Bernard	Milano	Benford	White	Rapp	Bishop	Williams (LB)
MIA	Rousseau	Walker	D.Jones	Bosa	Bernard	Williams	Benford	White	Rapp	Bishop	T.Johnson (CB)
NO	Rousseau	Walker	D.Jones	Bosa	Bernard	Williams	Benford	White	Rapp	Bishop	T.Johnson (CB)
NE	Rousseau	Walker	D.Jones	Bosa	Bernard	Milano	Benford	White	Rapp	Bishop	T.Johnson (CB)
ATL	Rousseau	Oliver	Walker	Bosa	Bernard	Williams	Benford	White	Rapp	Bishop	Thompson (LB)
CAR	Rousseau	Oliver	Walker	Bosa	Thompson	Williams	Benford	White	Poyer	Bishop	Andreessen (LB)
KC	Rousseau	Walker	Phillips	Bosa	Bernard	Milano	Benford	White	Poyer	Bishop	Lewis (DB)
MIA	Rousseau	Walker	D.Jones	Bosa	Bernard	Milano	Hairston	White	Poyer	Bishop	Lewis (DB)
TB	Rousseau	Walker	D.Jones	Bosa	Bernard	Milano	Benford	White	Poyer	Bishop	Williams (LB)
HOU	Rousseau	Walker	D.Jones	Bosa	Bernard	Milano	Benford	White	Poyer	Bishop	T.Johnson (CB)
PIT	Rousseau	Walker	D.Jones	Bosa	Thompson	Milano	Benford	White	Poyer	Bishop	Williams (LB)
CIN	Rousseau	Walker	D.Jones	Epenesa	Thompson	Milano	Benford	White	Poyer	Bishop	T.Johnson (CB)
NE	Rousseau	Walker	D.Jones	Bosa	Thompson	Milano	Hairston	White	Poyer	Bishop	T.Johnson (CB)
CLE	Rousseau	Walker	D.Jones	Bosa	Thompson	Milano	Benford	White	Poyer	Bishop	T.Johnson (CB)
PHI	Rousseau	Walker	Sanders	Bosa	Bernard	Milano	Benford	White	Lewis	Bishop	T.Johnson (CB)
NYJ	Solomon	Walker	Sanders	Epenesa	Andreessen	Williams	Hairston	White	Savage	Bishop	Lewis (DB)



CONTRACT STATUS

	NAME	2025	2026	2027	2028	2029	2030	2031	CONTRACT DETAILS
QB	Josh Allen							UFA	Signed 6-year contract in 2025
	Mitchell Trubisky		UFA						Signed 2-year contract as FA in 2024
	James Cook III						UFA		Signed 4-year contract extension in 2025
RB	Ray Davis				UFA				Signed 4-year rookie contract in 2024
	Reggie Gilliam (FB)		UFA						Signed 1-year contract extension in 2025
	Ty Johnson			UFA					Signed 2-year contract extension in 2025
WR	Keon Coleman				UFA				Signed 4-year rookie contract in 2024
	Brandin Cooks		UFA						Signed 1-year contract in 2025
	Gabe Davis		UFA						Signed 1-year contract in 2025
TE	Joshua Palmer				UFA				Signed 3-year contract as UFA in 2025
	Curtis Samuel (IR)			UFA					Signed 3-year contract as UFA in 2024
	Khalil Shakir						UFA		Signed 4-year contract extension in 2025
TE	Tyrell Shavers			RFA					Signed 2-year reserve/future contract in 2025
	Jackson Hawes					UFA			Signed 4-year rookie contract in 2025
	Dalton Kincaid			5YO					Signed 4-year rookie contract in 2023
TE	Dawson Knox			UFA					Signed 4-year contract extension in 2022
	Keleki Latu				RFA				Signed 3-year contract as UDFA in 2025
TE	Alec Anderson		RFA						Signed 1-year contract in 2025
	Spencer Brown					UFA			Signed 4-year contract extension in 2024
	Dion Dawkins				UFA				Signed 3-year contract extension in 2024
WR	David Edwards		UFA						Signed 2-year contract in 2024
	Tylan Grable				UFA				Signed 4-year rookie contract in 2024
	Chase Lundt (IR)					UFA			Signed 4-year rookie contract in 2025
WR	Connor McGovern		UFA						Signed 3-year contract as UFA in 2023
	O'Cyrus Torrence			UFA					Signed 4-year rookie contract in 2023
	Ryan Van Demark		RFA						Signed 1-year contract in 2025
WR	Sedrick Van Pran-Granger				UFA				Signed 4-year rookie contract in 2024
	Joey Bosa		UFA						Signed 1-year contract as UFA in 2025
	DeWayne Carter (IR)				UFA				Signed 4-year rookie contract in 2024
WR	A.J. Epenesa		UFA						Signed 2-year contract in 2024
	Michael Hoecht (IR)				UFA				Signed 3-year contract as UFA in 2025
	Landon Jackson (IR)					UFA			Signed 4-year rookie contract in 2025
WR	DaQuan Jones		UFA						Signed 2-year contract in 2024
	Phidarian Mathis		UFA						Signed 1-year contract in 2025
	Larry Ogunjobi		UFA						Signed 1-year contract as UFA in 2025
WR	Ed Oliver (IR)				UFA				Signed 4-year contract extension in 2023
	Jordan Phillips		UFA						Signed 1-year contract in 2025
	Greg Rousseau						UFA		Signed 4-year contract extension in 2025
WR	T.J. Sanders					UFA			Signed 4-year rookie contract in 2025
	Javon Solomon				UFA				Signed 4-year rookie contract in 2024
	Deone Walker					UFA			Signed 4-year rookie contract in 2025
WR	Joe Andreessen			RFA					Signed 3-year contract as UDFA in 2024
	Terrel Bernard						UFA		Signed 4-year contract extension in 2025
	Matt Milano		UFA						Signed 2-year contract extension in 2023
WR	Shaq Thompson		UFA						Signed 1-year contract in 2025
	Dorian Williams			UFA					Signed 4-year rookie contract in 2023
	Christian Benford						UFA		Signed 4-year contract extension in 2025
WR	Cole Bishop				UFA				Signed 4-year rookie contract in 2024
	Sam Franklin Jr.		UFA						Signed 1-year contract in 2025
	Maxwell Hairston					5YO			Signed 4-year rookie contract in 2025 (plus 5th-yr option)
WR	Damar Hamlin (IR)		UFA						Signed 1-year contract in 2025
	Jordan Hancock					UFA			Signed 4-year rookie contract in 2025
	Taron Johnson				UFA				Signed 3-year contract extension in 2024
WR	Cam Lewis		UFA						Signed 2-year contract in 2024
	Jordan Poyer		UFA						Signed 1-year contract in 2025
	Taylor Rapp (IR)			UFA					Signed 3-year contract in 2024
WR	Darnell Savage		UFA						Signed 1-year contract with Washington in 2025
	Dorian Strong (IR)					UFA			Signed 4-year rookie contract in 2025
	Tre'Davious White		UFA						Signed 1-year contract as UFA in 2025
WR	Tyler Bass (IR)				UFA				Signed 4-year contract extension in 2023
	Reid Ferguson					UFA			Signed 4-year contract extension in 2025
	Matt Prater		UFA						Signed 1-year contract in 2025
ST	Mitch Wishnowsky		UFA						Signed 1-year contract in 2025

* Please note that free agent status is subject to change during the course of the season.



NFL STANDINGS

2025 NFL STANDINGS AND SCHEDULE

AFC	W	L	T	Div	Conf	Wk 1	Wk 2	Wk 3	Wk 4	Wk 5	Wk 6	Wk 7	Wk 8	Wk 9	Wk 10	Wk 11	Wk 12	Wk 13	Wk 14	Wk 15	Wk 16	Wk 17	Wk 18
1 Denver - d	14	3	0	5-1	9-3	TEN	@IND	@LAC	CIN	@PHI	vs.NYJ	NYG	DAL	@HOU	LV	KC	BYE	@WSH	@LV	GB	JAX	@KC	LAC
2 New England - d	14	3	0	5-1	9-3	LV	@MIA	PIT	CAR	@BUF	@NO	@TEN	CLE	ATL	@TB	NYJ	@CIN	NYG	BYE	BUF	@BAL	@NYJ	MIA
3 Jacksonville - d	13	4	0	5-1	10-2	CAR	@CIN	HOU	@SF	KC	SEA	vs.LAR	BYE	@LV	@HOU	LAC	@ARZ	@TEN	IND	NYJ	@DEN	@IND	TEN
4 Pittsburgh - d	10	7	0	4-2	8-4	@NYJ	SEA	@NE	vs.MIN	BYE	CLE	@CIN	GB	IND	@LAC	CIN	@CHI	BUF	@BAL	MIA	@DET	@CLE	BAL
5 Houston - p	12	5	0	5-1	10-2	@LAR	TB	@JAX	TEN	@BAL	BYE	@SEA	SF	DEN	JAX	@TEN	BUF	@IND	@KC	ARZ	LV	@LAC	IND
6 Buffalo - p	12	5	0	4-2	9-3	BAL	@NYJ	MIA	NO	NE	@ATL	BYE	@CAR	KC	@MIA	TB	@HOU	@PIT	CIN	@NE	@CLE	PHI	NYJ
7 LA Chargers - p	11	6	0	5-1	8-4	vs.KC	@LV	DEN	@NYG	WSH	@MIA	IND	MIN	@TEN	PIT	@JAX	BYE	LV	PHI	@KC	@DAL	HOU	@DEN
8 Indianapolis - e	8	9	0	2-4	6-6	MIA	DEN	@TEN	@LAR	LV	ARZ	LAC	TEN	@PIT	vs.ATL	BYE	@KC	HOU	@JAX	@SEA	SF	JAX	@HOU
9 Baltimore - e	8	9	0	3-3	5-7	@BUF	CLE	DET	@KC	HOU	LAR	BYE	CHI	@MIA	MIN	@CLE	NYJ	CIN	PIT	@CIN	NE	GB	@PIT
10 Miami - e	7	10	0	3-3	3-9	IND	NE	@BUF	NYJ	@CAR	LAC	@CLE	@ATL	BAL	BUF	vs.WSH	BYE	NO	@NYJ	@PIT	CIN	TB	@NE
11 Cincinnati - e	6	11	0	3-3	5-7	@CLE	JAX	@MIN	@DEN	DET	@GB	PIT	NYJ	CHI	BYE	@PIT	NE	@BAL	@BUF	BAL	@MIA	ARZ	CLE
12 Kansas City - e	6	11	0	1-5	3-9	vs.LAC	PHI	@NYG	BAL	@JAX	DET	LV	WSH	@BUF	BYE	@DEN	IND	@DAL	HOU	LAC	@TEN	DEN	@LV
13 Cleveland - e	5	12	0	2-4	4-8	CIN	@BAL	GB	@DET	vs.MIN	@PIT	MIA	@NE	BYE	@NYJ	BAL	@LV	SF	TEN	@CHI	BUF	PIT	@CIN
14 Las Vegas - e	3	14	0	1-5	3-9	@NE	LAC	@WSH	CHI	@IND	TEN	@KC	BYE	JAX	@DEN	DAL	CLE	@LAC	DEN	@PHI	@HOU	NYG	KC
15 NY Jets - e	3	14	0	0-6	2-10	PIT	BUF	@TB	@MIA	DAL	vs.DEN	CAR	@CIN	BYE	CLE	@NE	@BAL	ATL	MIA	@JAX	@NO	NE	@BUF
16 Tennessee - e	3	14	0	0-6	2-10	@DEN	LAR	IND	@HOU	@ARZ	@LV	NE	@IND	LAC	BYE	HOU	SEA	JAX	@CLE	@SF	KC	NO	@JAX
NFC	W	L	T	Div	Conf	Wk 1	Wk 2	Wk 3	Wk 4	Wk 5	Wk 6	Wk 7	Wk 8	Wk 9	Wk 10	Wk 11	Wk 12	Wk 13	Wk 14	Wk 15	Wk 16	Wk 17	Wk 18
1 Seattle - d	14	3	0	4-2	9-3	SF	@PIT	NO	@ARZ	TB	@JAX	HOU	BYE	@WSH	ARZ	@LAR	@TEN	MIN	@ATL	IND	LAR	@CAR	@SF
2 Chicago - d	11	6	0	2-4	7-5	MIN	@DET	DAL	@LV	BYE	@WSH	NO	@BAL	@CIN	NYG	@MIN	PIT	@PHI	@GB	CLE	GB	@SF	DET
3 Philadelphia - d	11	6	0	3-3	8-4	DAL	@KC	LAR	@TB	DEN	@NYG	@MIN	NYG	BYE	@GB	DET	@DAL	CHI	@LAC	LV	@WSH	@BUF	WSH
4 Carolina - d	8	9	0	3-3	6-6	@JAX	@ARZ	ATL	@NE	MIA	DAL	@NYJ	BUF	@GB	NO	@ATL	@SF	LAR	BYE	@NO	TB	SEA	@TB
5 LA Rams - p	12	5	0	4-2	7-5	HOU	@TEN	@PHI	IND	SF	@BAL	vs.JAX	BYE	NO	@SF	SEA	TB	@CAR	ARZ	DET	@SEA	@ATL	ARZ
6 San Francisco - p	12	5	0	4-2	9-3	@SEA	@NO	ARZ	JAX	@LAR	@TB	ATL	@HOU	@NYG	LAR	@ARZ	CAR	@CLE	BYE	TEN	@IND	CHI	SEA
7 Green Bay - p	9	7	1	4-2	7-4-1	DET	WSH	@CLE	@DAL	CIN	vs.PIT	BYE	PHI	@LAC	@DET	BAL	CHI	@GB	@SEA	WSH	@DAL	@NYG	DET
8 Minnesota - e	9	8	0	4-2	7-5	@CHI	ATL	CIN	@BAL	CLE	@CIN	@KC	TB	BYE	MIN	@WSH	@PHI	NYG	GB	DAL	@LAR	PIT	@MIN
9 Detroit - e	9	8	0	2-4	6-6	@GB	CHI	@HOU	NYJ	PHI	@SEA	SF	@DET	@NO	BYE	NE	@BUF	@LAR	ARZ	NO	ATL	@CAR	@MIA
10 Tampa Bay - e	8	9	0	3-3	6-6	@ATL	@HOU	NYJ	PHI	@SEA	SF	@DET	@NO	BYE	NE	@BUF	@LAR	ARZ	NO	ATL	@CAR	@MIA	CAR
11 Atlanta - e	8	9	0	3-3	7-5	TB	@MIN	@CAR	WSH	BYE	BUF	@SF	MIA	@NE	vs.IND	CAR	@NO	@NYJ	SEA	@TB	@ARZ	LAR	NO
12 Dallas - e	7	9	1	4-2	4-7-1	@PHI	NYG	@CHI	GB	@NYJ	@CAR	WSH	@DEN	ARZ	BYE	@LV	PHI	KC	@DET	MIN	LAC	@WSH	@NYG
13 New Orleans - e	6	11	0	3-3	4-8	ARZ	SF	@SEA	@BUF	NYG	NE	@CHI	TB	@LAR	@CAR	BYE	ATL	@MIA	@TB	CAR	NYJ	@TEN	@ATL
14 Washington - e	5	12	0	3-3	3-9	NYG	@GB	LV	@ATL	@LAC	CHI	@DAL	@KC	SEA	DET	vs.MIA	BYE	DEN	@MIN	@NYG	PHI	DAL	@PHI
15 NY Giants - e	4	13	0	2-4	2-10	@WSH	@DAL	KC	LAC	@NO	PHI	@DEN	@PHI	SF	@CHI	GB	@DET	@NE	BYE	WSH	MIN	@LV	DAL
16 Arizona - e	3	14	0	0-6	3-9	@NO	CAR	@SF	SEA	TEN	@IND	GB	BYE	@DAL	@SEA	SF	JAX	@TB	LAR	@HOU	ATL	@CIN	@LAR
d - clinched division title, p - clinched playoff berth, e - eliminated from playoff contention																							
												MON	THURS	FRI	SAT	SUN	WIN	TIE	vs. = international game				



NEW HIGHMARK STADIUM




FIRST-AND-10

THE BUFFALO BILLS broke ground on the New Highmark Stadium on June 5, 2023. In front of a crowd of approximately 500 people, Bills Owner/CEO Terry Pegula was joined by team, league, county and state officials to commemorate the occasion.

“Ralph, we’re moving across the street. We’re going to build a stadium here, and we’re going to tear down a stadium over there that’s full of memories. So, we need to fill this stadium with more memories and continue our legacy. We should remember the past, but embrace the building of our future,” Pegula remarked in his comments.

SHOUTOUTS

- The Buffalo Bills will have a new home for the start of the 2026 NFL season.
- The state-of-the-art open-air stadium, will be built on a 242-acre site, and will cover approximately 1.35 million square feet. It marks the biggest project ever built in Western New York. The construction of a 75,000-square-foot ancillary building and demolition of the current stadium are also part of the site’s related development.
- The joint venture team of Gilbane | Turner, in association with 34 Group and Arc Building Partners, was selected by the Buffalo Bills to provide construction management services for the New Highmark Stadium. The full project team also includes the project management firm, Legends Project Development, and Populous as the designer.
- The stadium’s capacity will be a approximately 60,000 seats in addition to standing room. Premium areas will include suites, loge seats, clubs, and other premium seating options. The stadium will include state-of-the-art video and scoreboards, sound system, administrative and event staff offices and lockers, broadcast facilities, locker rooms, food service kitchens and concessions, signage, sports lighting, maintenance, and storage areas, plaza, parking, and site landscaping.
- The canopy that surrounds the stadium will cover approximately 64% of seats in the stadium. The canopy is designed to mitigate wind factors and works in concert with the exterior façade to prevent swirling winds from reaching the playing field level. There will also be radiant heating in place to make fans more comfortable.
- The Bills Stadium Experience, which provides fans an opportunity to take an interactive look at the new stadium, opened in the spring of 2024.





STAFF

BUFFALO BILLS





TERRY PEGULA

OWNER/CEO

Terry Pegula rose from humble beginnings to become one of the most respected leaders in the energy industry, and one of very few owners to operate franchises in multiple professional sports.

Together with his wife Kim, Terry realized a life-long dream on October 8, 2014. The Pegulas received the unanimous approval of NFL owners to succeed Ralph C. Wilson, Jr. to become the second owners of the Buffalo Bills.

Pegula played a key role in negotiating a deal between New York State, Erie County, the NFL and the Bills on the New Highmark stadium, which officially broke ground in 2023. Pegula also was an instrumental contributor in the design of the new home of the Bills that is slated to open in 2026.

"We're going to build a stadium here, right? And we're going to tear down a stadium over there that's full of memories," Pegula said at the ground breaking ceremony. "So we need to fill this stadium with more memories and continue our legacy. We should remember the past, but embrace the building of our future."

Terry serves as CEO of the Bills and currently sits on the NFL's Health and Safety committee, Fan Engagement and Major events committee and the DEI committee. In 2016, the Pegulas were honored with the Tank Younger Award, which recognizes extraordinary contributions towards diversity in the NFL.

In 1983, Terry borrowed \$7,500 from family and friends to create East Resources Inc., an independent oil and gas exploration and production company operating in the Appalachian Basin.

Over the next 27 years, Terry built East into one of the largest privately held companies in the United States. In July of 2010, Royal Dutch Shell purchased the assets of East Resources Inc. In 2012, Terry formed JKLM Energy.

JKLM is staffed with many former East Resources employees and takes pride in contributing to U.S. energy independence by producing Pennsylvania natural gas, elevating the state into one of the top producing regions in the world.

Upon the sale of East Resources assets, Terry focused his attention to sports. In September of 2010, the Pegulas announced a gift of \$102 million to construct Pegula Ice Arena, paving the way for Division I hockey at Penn State and the Big 10 to form an NCAA conference.

On February 22, 2011, Terry and Kim purchased the NHL's Buffalo Sabres and their sports ownership extends to the NLL Buffalo Bandits and the AHL Rochester Americans.

The Pegulas opened LECOM Harborcenter in 2014. The \$200 million dollar complex, next door to the Sabres' KeyBank Center, includes two hockey rinks, training facilities and a full-service Marriott Hotel.

The complex brought new business opportunities to Buffalo, including multi-year agreements to host the NHL Combine. Buffalo also hosted the 2016 NHL Draft, 2018 World Junior Championships, and the 2019 Frozen Four NCAA Men's Hockey Tournament.

During the COVID-19 pandemic, the Pegulas donated \$1.2 million to various relief efforts in Western New York.

In addition to helping manage the family's sports operations, Terry runs JKLM Energy in Pittsburgh, and his family's business operations in Boca Raton, Florida.

PERSONAL

Born on March 27, 1951 in Carbondale, PA, Terry is a 1969 graduate of Scranton Preparatory School. He entered Penn State University and was accepted into the Petroleum and Natural Gas Engineering Program.

He went on to graduate with a Bachelor of Science degree in 1973 and landed his first job with Getty Oil Co. in Victoria, TX. He later joined Felmont Oil Corp. as an Area Engineer, a decision that brought him to Olean, NY in 1975.

Terry and Kim have five children: Michael, Laura, Jessica, Kelly and Matthew. Jessica competes on the Women's Tennis Association Tour and was a member of the 2021 and 2024 US Olympic squads.

THE STAMPEDE

Favorite team growing up: Detroit Tigers

Favorite musical artists: George Strait and Merle Haggard

Favorite movie: Planes, Trains and Automobiles

First job: Drove a road watering truck in the mines in Carbondale - a 1949 Brockway tractor trailer with no doors or windows

Favorite hobbies: Astronomy, model trains, bird watching, rocks and minerals

Favorite book: Brave New World



KIM PEGULA

OWNER

Kim Pegula is the owner of both the Buffalo Bills and Buffalo Sabres.

She became the first female president of both an NHL and NFL team.

Kim has served on the NFL's Super Bowl and Major Events Advisory Committee, Business Ventures Committee, and NFL Foundation Committee. She has also been a member of both the NFL's Workplace Diversity Committee and the NHL's Executive Inclusion Council.

She has served as a keynote speaker at the NFL's Annual Quarterback Coaching Summit, an event to build the coaching and personnel development pipeline and strengthen diversity across the league. She also regularly participated in the NFL's Women's Careers in Football Forum.

On October 8, 2014, Kim and her husband Terry realized a long-time dream when they became only the second owners of the Bills. The Pegulas purchased the Sabres in 2011 and their sports ownership extends to the NLL Buffalo Bandits and the AHL Rochester Americans.

Kim played a major role in helping negotiate the structure of a deal between New York State, Erie County, the National Football League and the Bills for the New Highmark stadium, which officially broke ground in 2023. She also was a key contributor in the design of the new stadium, which is slated to open in 2026.

After owning multiple professional sports teams in the same market, Kim launched Pegula Sports and Entertainment (PSE) in 2014, creating a management company that oversees the business operations across all Pegula-owned entities, including the development and operation LECOM Harborcenter in downtown Buffalo.

PSE helped bring new business opportunities to Buffalo, including multi-year agreements to host the NHL Combine. It has also hosted the 2016 NHL Draft, 2018 World Junior Championships and the 2019 Frozen Four NCAA Men's Hockey Tournament.

Pegula and PSE entities have been honored with a number of awards including Business First's Most Influential People, NYS Emmy Awards for sports content, Buffalo Best Place To Work, the Tank Younger Award for embracing diversity in the NFL, and numerous individual staff recognitions.

Kim and Terry have encouraged the growth of sports in the community. In 2010, the Pegulas gave \$102 million for the creation of the Pegula Ice Arena at Penn State. The facility allowed their hockey program to become a NCAA Division I team and the Big 10 to form an NCAA conference.

Kim supported Houghton College with a gift of \$12 million to build the Kerr-Pegula Athletic Complex allowing their athletic department to become a Division III program.

During the COVID-19 pandemic, the Pegulas donated \$1.2 million to various relief efforts in Western New York.

Pegula served on the Board of Directors of Republic Services, Inc., an industry leader in U.S. recycling and non-hazardous solid waste.

PERSONAL

Born in Seoul, South Korea on June 7, 1969, Kim was adopted at the age of 5 by Ralph and Marilyn Kerr and moved to Fairport, NY, a suburb of Rochester.

She attended nearby Houghton College and graduated in 1991 with a degree in communications. Kim began her professional career with East Resources, Inc. in 1991 and was involved with the company until its sale in 2010.

Terry and Kim have five children: Michael, Laura, Jessica, Kelly and Matthew. Jessica competes on the Women's Tennis Association Tour and was a member of the 2021 US Olympic squad.

On June 7, 2022, Kim suffered a sudden cardiac arrest which has affected her every day life and is currently undergoing long-term physical and occupational therapy. Her family asks for prayers for Kim to assist in her recovery which has been lengthy but steady.

THE STAMPEDE

Favorite sports memory as a fan: Bills comeback win vs. Houston in 1993

First job: Working as a hostess at Kopper Keg in Cuba, NY

Favorite hobby: Baking

Favorite musical artist: Whitney Houston

Favorite movie: Grease

Favorite vacation spot: Italy



PETE GUELLI

CHIEF OPERATING OFFICER

Pete Guelli was named Chief Operating Officer of both the Buffalo Bills and Sabres on March 19, 2024.

In his role as COO, Guelli oversees the business operations of both teams.

As the Bills embark on their final season at Highmark Stadium in 2025, Guelli has spearheaded efforts to celebrate their soon to be former stadium, while leading all business-side efforts in preparation to host games and other events at the new Highmark Stadium beginning in 2026.

Guelli and his leadership team have also forged ahead with plans to strengthen the Bills fan base in Western New York, Southern Ontario in Canada and elsewhere. In 2025, the Bills officially joined the NFL's Global Markets Program and will continue with their strategies to fortify their fan base in Canada.

In 2024, Guelli also led efforts to have the Bills partner with Hallmark Media, the NFL, and Skydance Sports to produce a Bills-centric Hallmark movie entitled, "Holiday Touchdown: A Bills Love Story" that will debut in 2025.

"It was hard not to be impressed with the experience and overall business acumen of Pete Guelli," said Terry Pegula upon his hiring. "The New York market is the largest in our country and highly competitive and he did an outstanding job on all levels of their business operation."

"His work in helping turn around the Charlotte Hornets franchise in the NBA was remarkable. He is a proven leader with tremendous skills and experience in the sports business landscape. With the upcoming changes on the way in both team's venues, we are happy to have Pete to help lead our teams."

Guelli, 60, returned to Buffalo after a five-year tenure as the Chief Business Officer of the New York Giants. He joined the Giants in 2019 and was recruited to modernize the team's business model and operations.

During his tenure with the Giants, he restructured key business functions, established a business intelligence and analytics department, built out the team's digital capabilities, launched team branding initiatives, implemented a new customer service function, and extended the teams partnership with Ticketmaster.

Guelli also led efforts to sign Eli Manning to a comprehensive role within the organization. He is also currently serving on the NFL team presidents business optimization committee.

Prior to joining the Giants in 2019, Guelli served as the Chief Operating Officer of the Charlotte Hornets after originally joining the franchise as EVP, Chief Marketing and Sales officer in 2009.

In Charlotte, he led the transition of team ownership to Michael Jordan when Jordan became the first former player to become majority owner of an NBA team. He spearheaded the organizations transition from the Bobcats back to the historic Hornets brand in 2014.

He also led the efforts to secure a new television rights deal, oversaw the launch of the teams G League team, led the team's participation in the NBA Global Games in China, expanded the team's relationship with Live Nation, and managed the renovation of the Spectrum Center and directed a successful bid to host the NBA All-Star game in 2019.

Guelli also served as the President of the Hornets Foundation focused on community investment in Charlotte.

"It's a surreal moment," Guelli said upon his hiring. "I think from the minute I left, there was always a little bit of me that wanted to come back."

"You just never expect things are going to work out like this, but it's almost like a gravitational pull in some ways, when you come from the area and take a lot of pride in growing up there and representing your hometown teams."

Guelli is in his second tenure with the Bills as he served as the team's Senior Vice President of Business Ventures from 1998-2009. He was initially hired to oversee the team's expansion into the Rochester market including the movement of training camp from Fredonia College to St. John Fisher.

PERSONAL

A native of Rochester, NY, and a graduate of Aquinas High School and SUNY Brockport, he and wife, Patty, have two sons, Gunner and Grayson. He and his wife resides in Orchard Park, NY.

THE STAMPEDE

Favorite athlete growing up: Reggie Jackson

First job: Flipped burgers at McDonald's

Favorite vacation spot: St. John

Favorite golf course: Grove XXIII

Favorite class in college: Political philosophy

Favorite movie: Braveheart

First car: A used Dodge Diplomat with 120,000 miles



BRANDON BEANE

GENERAL MANAGER

Brandon Beane was named General Manager of the Bills on May 9, 2017. In his first 9 seasons in Buffalo, Beane has helped build a roster and establish a culture that has produced 8 playoff appearances, including 5 consecutive AFC East division championships from 2020-2024.

Along the way, he twice earned NFL Executive of Year honors following the 2020 and 2022 seasons.

"Our goal is sustained success." It was a phrase said in Beane's inaugural press conference in Buffalo in 2017 and several times afterwards. The results have followed.

Under his guidance, Beane has won more games than any other general manager in team history and the Bills are the only team in the NFL to win 10+ games and earn a playoff berth each year from 2019-25.

While earning a playoff berth in his first season in 2017, Beane also engineered several trades that resulted in the Bills selecting two future Pro Bowlers in QB Josh Allen (7th overall) and LB Tremaine Edmunds (16th overall) in the 2018 draft while maintaining all their 2019 draft capital. Along the way, he stabilized the team's salary cap status.

Allen has become the team's franchise quarterback, was named the NFL's MVP in 2024, earned multiple Pro Bowl berths and was rewarded with a long-term extension in both 2021 and 2025.

In 2020, the Bills earned their first AFC East title and their first playoff win since 1995. Along the way, Beane earned NFL Executive of the Year honors from the Sporting News, PFWA and Pro Football Focus, becoming the first Bills executive to earn that honor since Bill Polian in 1991.

In 2021, Beane was named the NFL's Jack Horrigan Award winner by the PFWA which is given annually to the league or club official who best assists the media in their coverage.

In 2022, the Sporting News named Beane the NFL Executive of the Year for the 2nd time in three years.

Beane joined the Bills after a 19-year stint with the Carolina Panthers. He served as the Panthers assistant general manager from 2015-16 and played a vital role in constructing their draft boards from 2012-17. He also evaluated pro and college players and worked closely with the football operations staff on the negotiation of player contracts.

Throughout Beane's time in Carolina, the Panthers won five NFC South division titles and two NFC conference championships. In 2012, Beane was named the Panthers interim general manager—holding the role for the final 10 games of the season (6-4 record).

"Brandon is a very competitive person," said Terry Pegula. "I know he likes to win, but I also know he hates to lose. He's not afraid to say what he's thinking and if he disagrees with something he will say so, even to the owner. I love it. We have a very good relationship with open discussions, debate and a lot of communication."

Beane began his career in 1998 with the Panthers communications department and moved on to fill various football operations/personnel roles with the Panthers organization before being named the team's director of football operations in 2008.

PERSONAL

Off the field, Beane has ingrained himself in the Western New York community. From 2020-24, the Beane family has funded hundreds of animal adoptions through Bills MuttFia, a program they began in conjunction with the SPCA.

In the 2020 offseason, Brandon helped raise nearly \$100,000 for COVID-19 relief efforts with a draft day sweepstakes through the United Way. He also helped promote the Buffalo Strong initiative that benefited FeedMore WNY.

He and his wife have also made multiple visits to Oishei's Children Hospital in Buffalo during the holidays.

A native of Stanly County, North Carolina, Beane (born July 27, 1976) was a cum laude graduate in communications studies from UNC-Wilmington in 1998.

Brandon and his wife, Hayley, have two sons, Tyson, a scouting assistant with the New York Giants, and Wes, and reside in East Aurora, NY. They have two rescue dogs named Chipper and Daisy Mae. He enjoys golf, racquetball and basketball.

THE STAMPEDE

Favorite athletes growing up: Dominique Wilkins, John Riggins, and Dale Murphy

Favorite musical artist: Morgan Wallen

Go-to breakfast spot: Cafe Patachou in Indianapolis

Favorite sports memory growing up: NC State upsetting Houston (Phi Slama Jama) in 1983

First job: At age 14, washing golf clubs at Piney Point Golf Club in Norwood, NC

Top of your bucket list: Play golf at Augusta National Golf Club

Favorite band: Pearl Jam



SEAN McDERMOTT

HEAD COACH

Sean McDermott was named head coach of the Bills on January 11, 2017. With 8 playoff appearances and 5 AFC East division titles under his belt in his first 9 seasons, he methodically transformed the culture of a franchise that had not experienced a postseason berth the previous 17 years.

With 98 wins in the regular season from 2017-25, McDermott ranks 2nd in NFL history behind only George Seifert (107) for most wins by a head coach in their first 9 seasons at the helm.

McDermott is ranked first in team history in win percentage and ranked 2nd in wins behind Marv Levy (123). From 2020-24, the Bills captured five consecutive AFC East division titles for the first time in team history.

Buffalo is the only team in the NFL to win 10+ games and earn a playoff berth each year from 2019-25.

In 2024, McDermott was honored by the Maxwell Football Club with the Greasy Neale Award as the NFL's coach of the year.

"Sean is a proud, Christian, determined man," said Bills owner Terry Pegula. "I remember before his interview for the head coaching job thinking about him being a two-time National Prep Wrestling Champ. I thought to myself, you wrestled, you're determined, you love what you're doing and you won. He comes to the Bills everyday and will never ask anyone, player or coach to do anything he wouldn't do."

In 2024, McDermott was named to the NFL's Competition Committee, becoming the first Bills representative on that committee since Bill Polian (1990-93).

"It's a great honor" McDermott said. "It certainly comes with a responsibility as well to grow the game and evolve the game, like many who have come before us have done so well over the years."

In 2020, the Bills won their first playoff game since 1995 as McDermott finished 2nd for the NFL's coach of the year. He was also a finalist for that honor in 2019 and 2022.

In 2017, McDermott became the third coach in Bills history to earn a playoff spot in his first season, joining Joe Collier (1966) and Wade Phillips (1998).

McDermott was hired by the Bills after six seasons as the defensive coordinator in Carolina, where he led a top-10 defense 4 times and helped the Panthers earn 3 division titles and a trip to Super Bowl 50.

In 2015, McDermott's defense helped lead the way to a 15-1 record and trip to Super Bowl 50. Four players – Thomas Davis, Luke Kuechly, Josh Norman and Kawann Short – earned Pro Bowl and All-Pro honors. He was The Sporting News Coordinator of the Year in 2013.

He spent his first 12 NFL seasons with Philadelphia under Andy Reid, working his way up to defensive coordinator in 2009-10. In 2009, he was named the NFL's top defensive coordinator by Pro Football Weekly.

A protege of the late Jim Johnson, the Eagles legendary defensive coordinator, McDermott served as defensive assistant/quality control coach (2001-02), assistant defensive backs coach (2003), secondary/safeties coach (2004-06), and linebackers coach (2007-08).

He joined the Eagles in 1998 as a scouting administrative coordinator before being promoted to assistant to the head coach in 1999. McDermott worked with several Pro Bowlers in Philadelphia, including Hall of Fame safety Brian Dawkins.

PERSONAL

Off the field, McDermott and his family are active in the Western New York community, making multiple visits to Oishei's Children Hospital of Buffalo. They have participated in many different efforts to provide awareness for food allergies and skin cancer, including an annual food drive at Wegmans that helps food-insecure families with food allergies and special dietary needs. They also partner with Wegmans on skin cancer awareness initiatives.

A member of the LaSalle College High School Hall of Athletics, McDermott was a two-time All-Catholic League football players and a National Prep School Wrestling Champion in 1992 and 1993 and went undefeated in 75 consecutive wrestling matches.

McDermott was an All-Atlantic 10 Conference safety at William & Mary in 1997 and graduated with a degree in finance. He was inducted into the school's Athletics Hall of Fame in 2023 and was honored with the school's Principled Achievement Award for Exemplary Leadership in 2024. He began his coaching career at W&M as a graduate assistant in 1998. McDermott and Steelers coach Mike Tomlin were teammates during their time at W&M.

Sean and his wife, Jamie, have three children. His father, Rich, was a football coach at West Chester University and Ursinus College and his brother, Tim, is the Chief Business Officer of the Philadelphia Union of the MLS. McDermott was born in Omaha, Nebraska on March 21, 1974.

THE STAMPEDE

Favorite movie: Vision Quest

Favorite athlete growing up: Brian Bosworth

Favorite musical artist: Zac Brown Band

Favorite snack: Brownies and ice cream



COACHES



**JOE
BRADY**

**OFFENSIVE
COORDINATOR**

8th Year IN THE NFL

4th Year with THE BILLS

- Named the Bills offensive coordinator on January 28, 2024. After originally joining the Bills in 2022 as the teams quarterbacks coach, Brady was named the interim offensive coordinator on November 14, 2023.
- The Bills scored 30 relieving TDs & 31 rushing TDs in 2024, making them the first team in NFL history with 30+ TDs through the air and 30+ on the ground. The Bills 30.9 PPG ranked second in the NFL and ranked second in franchise history (2020) and is the most PPG in a season by an AFC team since the 2020 Bills (31.3). Josh Allen (262) surpassed Jim Kelly (244) for the most total TDs in franchise history en route to NFL MVP honors.
- In 2023, Josh Allen led the NFL in both total TDs (44) and offensive yards (4,830). Allen's 15 rushing TDs in 2023 was tied for the most all-time by a QB in a single season.
- Brady spent two seasons (2020-21) as Carolina's offensive coordinator. In his first season in 2022 he helped Josh Allen finish the season with 42 total TDs and 5,045 total yards of offense both good for second in the NFL.



**BOBBY
BABICH**

**DEFENSIVE
COORDINATOR**

14th Year IN THE NFL

8th Year with THE BILLS

- Named the defensive coordinator in 2024 after spending the 2022-23 seasons as the linebackers coach. Babich worked the previous five seasons with the Bills safeties.
- Buffalo had a +24 turnover margin in 2024 (best in NFL: PIT was 2nd at +16). Best turnover margin by any team in a season since 2012 Patriots (+25). For the 2023 season, LB Terrel Bernard posted a team high 143 total tackles (most by a Bill since 2017) and was one of four players since 1982 to have recorded 6+ sacks, 3+ INTs and 3+ fumble recoveries in one season.
- In 2022, LB Matt Milano led Bills with 12.5 tackles for loss while 99 totaling 99 tackles, three interceptions and two fumble recoveries on his way to first team All-Pro recognition for the first time in his career.
- In 2021, helped safeties Jordan Poyer (first team) and Micah Hyde (second team) earn All-Pro honors. Also helped Hyde to his first Pro Bowl appearance in 2017.



**CHRIS
TABOR**

**SPECIAL TEAMS
COORDINATOR**

16th Year IN THE NFL

1st Year with THE BILLS

- Tabor engineered a significant turnaround in his first season with the Panthers (2022), helping vault them from 28th to 4th in Rick Gosselin's league-wide special teams rankings. The Panthers also led the NFL and set a franchise record with four blocked field goals and added a blocked extra point as well.
- Tabor coached a return specialist to the Pro Bowl in each of his seasons as coordinator in Chicago, as the Bears ranked fifth in yards per punt return (10.3) in that span and tied for sixth in the NFL with four special teams touchdowns. Chicago had top-10 finishes in total special teams EPA (expected points added) in both 2020 and 2021.
- In Cleveland, Tabor's unit was the only one in the NFL to have earned at least one AFC Special Teams Player of the Week award each season from 2011-2016. Kicker Phil Dawson and returner Joshua Cribbs earned Pro Bowl nods (2012). During his seven seasons with the Browns, he helped numerous players set NFL and franchise records.



**JAHMILE
ADDAE**

CORNERBACKS


2nd Year IN THE NFL

2nd Year with THE BILLS

- Joined the Bills in 2024 as the cornerbacks coach after spending the 17 years coaching in the collegiate ranks.
- In 2024, Christian Benford recorded a team high 10 passes defended. He also recorded his first career sack and collected two INTs, forced two fumbles and had a fumble recovery.
- Spent the 2022-23 seasons at Miami serving as the secondaries coach, in his two years for the Hurricanes, his defensive backs totaled 25 interceptions.
- At Georgia in 2021 the Bulldogs were No. 1 in scoring defense, No. 1 in red zone defense and No. 2 in total defense.
- At West Virginia he served as the defensive secondary coach in 2019 and cornerbacks coach in 2020 where he led a passing defense that ranked first nationally in fewest passing yards allowed at 159.6 yards per game.
- Addae was a four-year starter, two-time captain and two-time All-Big East defensive back at West Virginia. He is tied for the WVU record for most pass breakups in a game (5). Finished his WVU career with 253 tackles, and 25 pass breakups, ranking fifth in program history.



COACHES




**ROB
BORAS**

TIGHT ENDS

22nd Year IN THE NFL

9th Year with THE BILLS

- Joined the Bills coaching staff in 2017 after spending the previous five seasons with the Rams.
- Bills rookie TE Dalton Kincaid finished the 2023 season with 73 receptions surpassing Pete Metezaars (68 in 1993) for the most in a season by a Bills TE.
- In 2022, helped Dawson Knox earn his first career Pro Bowl honor and become the first Bills tight end to represent the team at the Pro Bowl since 1966.
- In 2021, helped Dawson Knox to a franchise-record nine regular season touchdowns by a tight end.
- As the Jaguars' tight ends coach in 2010, guided Mercedes Lewis to franchise records with 58 receptions for 700 yards and 10 touchdowns en route to the first Pro Bowl appearance by a Jaguars tight end.



**RONALD
CURRY**

QUATERBACKS

13th Year IN THE NFL

2nd Year with THE BILLS

- Curry was named the Bills quarterbacks coach in 2024 after spending the past eight seasons (2016-23) coaching in different offensive capacities for the New Orleans Saints.
- Josh Allen was named the 2024 NFL MVP, becoming the third MVP in Bills history and the first QB to win the honor. He became the first QB ever to record a passing, rushing and receiving TD in a single game.
- In 2023, Curry worked with Derek Carr who started in all 17 games and finished with 3,878 passing yards, 25 passing touchdowns, and closed out the season where he passed for 14 touchdowns in five games.
- In May 2023, Curry was the Saints representative for the NFL's Coach Accelerator program at the Spring League Meeting in Minneapolis.
- Helped Andy Dalton during the 2022 season set a career-high in completion percentage (66.7%), for 2,870 yards with 18 touchdowns, only nine interceptions and a 95.2 passer rating.
- In 2021, Curry's first season tutoring the quarterbacks, Jameis Winston ranked in the top 10 in the NFL in TD passes (14), TD percentage (8.7) and passer rating (102.8) through the first eight weeks of the season.




**JOE
DANNA**

SAFETIES

18th Year IN THE NFL

3rd Year with THE BILLS

- Joined the Bills as the safeties coach in 2023 after spending the 2022 season as Houston's safeties coach.
- The Bills had seven players record 2+ INTs in 2024 which was tied with the Vikings for the most in the NFL. 7 players is tied for the second most (1962) in Bills history behind 8 players in 1961.
- In his first season with Buffalo he helped the defense record 17 INTs and overall totaled 27 takeaways both good for fourth in the NFL.
- Spent five years (2017-21) with Jacksonville where he served multiple roles including defensive backs coach/nickles (2021), safeties (2019-20), and assistant secondary coach (2017-18).
- Worked as the New York Jets defensive backs coach during the 2015-16 seasons. In 2008, Danna secured his first coaching opportunity in the NFL with the Atlanta Falcons, where he served as a defensive assistant for two seasons (2008-09). Danna then spent the following two seasons (2010-11) with the Miami Dolphins as the assistant defensive backs coach before returning to Atlanta as the defensive backs coach for the 2012-14 seasons.



**AUSTIN
GUND**

ASSISTANT OFFENSIVE LINE

4th Year IN THE NFL

4th Year with THE BILLS

- Joined the Bills in 2022 as the fellowship/offensive quality control coach and was named offensive assistant/offensive line coach in 2023.
- The Bills offensive line only allowed an NFL-best 14 sacks in 2024, the fewest by any team since 2009. This marks the second consecutive season the Bills have led the NFL in sacks allowed (24 in 2023).
- In 2023 the Bills offensive line started all 17 regular season games, the first time that has happened in Buffalo since 1989.
- During his first season in Buffalo, the Bills ranked second in the NFL in both total offense (397.6 YPG) and points per game (28.4).
- Served as a graduate assistant at Wake Forest (2020-21) where he worked primarily with the offensive line.
- Prior to his time at Wake Forest, spent two seasons as the offensive line coach and director of football operations at Belhaven University. He helped transform the Blazers from an Air Raid to a Pro Style offense.
- Was a four-year starting center at the University of Richmond and served as a team captain in his final three seasons.



COACHES



**ADAM
HENRY** ED.D

WIDE RECEIVERS

15th Year IN THE NFL

3rd Year with THE BILLS

- Joined the Bills as the wide receivers coach in 2023 where he helped Stefon Diggs to his fourth straight Pro Bowl selection and he helped Gabe Davis (7) match his career high in TD receptions.
- Khalil Shakir had 821 yards on 76 receptions and totaled 4 TDs in 2024. His 619 YAC ranked third in the NFL and was the highest total by a Bills player in franchise history - yards after catch started being tracked in 1992.
- Served as the wide receivers coach of the University of Indiana in 2022.
- Served as Dallas' wide receivers coach from 2020-21 where he helped Ceedee Lamb and Amari Cooper to 1,000 yard receiving seasons.
- Aided in the development of Odell Beckham Jr. and Jarvis Landry at LSU (2012-14) and the Browns where they collected All-American honors and Pro-Bowl berths. Also coached Beckham with the Giants in (2016-17).
- Entered the NFL as a UDFA in 1994 with the Saints before spending 10 years at his alma mater McNeese State. He spent nine seasons (1997-05) as the wide receivers coach before being promoted to assistant head coach/offensive coordinator for 2006 before heading to the Oakland Raiders for five seasons (2007-11).



**AL
HOLCOMB**

LINEBACKERS

17th Year IN THE NFL

3rd Year with THE BILLS

- Joined the Bills as the senior defensive assistant in 2023 after spending his past three seasons (2020-22) in Carolina serving various roles as asst. head coach, defensive coordinator, and defensive run game coordinator.
- In his first season in Buffalo helped Taron Johnson earn second team All-Pro honors for the first time in his career.
- Terrel Bernard collected 104 total tackles in 2024, marking his second consecutive season with 100+ tackles. Dorian Williams collected a team-high 114 total tackles, he also is the first Bills player since George Wilson in 2011 to register 10+ tackles in four straight games.
- Worked with Luke Kuechly during Holcombs first stint in Carolina (2013-17) and helped guide him to five consecutive pro bowls and four first team All Pro honors and the 2013 NFL Defensive Player off the year. Also helped Thomas Davis to All Pro honors in 2015 and four 100 tackles seasons with Holcomb.
- Worked as a defensive assistant with the New York Giants (2009-12), helping the Giants win Super Bowl XLVI.



**AARON
KROMER**

OFFENSIVE LINE

24th Year IN THE NFL

6th Year with THE BILLS

- Re-joined the Bills in 2022 as the team's offensive line coach, a role he previously held from 2015-16.
- The Bills offensive line only allowed an NFL-best 14 sacks in 2024, the fewest by any team since 2009. This marks the second consecutive season the Bills have led the NFL in sacks allowed (24 in 2023). In 2023 the Bills offensive line that started Week 1 started all 17 regular season games, the first time that has happened in Buffalo since 1989.
- Kromer has helped 15 players reach the Pro Bowl during his coaching career, including Mitch Morse (2022) the first of his career and in 2023 he helped guide Dion Dawkins to his third Pro Bowl selection.
- Spent four seasons working for the Rams (2017-20) as the team's running game coordinator/offensive line coach. In 2019, helped lead the Rams to an NFC Championship and Super Bowl LIII appearance.
- While with the Bills in 2015-16, led a line that paved the way for the league's top rushing attack. The Bills led the NFL in rushing in 2015 with 152.0 rushing YPG and again in 2016 with 164.4 rushing YPG.



**MARC
LUBICK**

PASSING GAME SPECIALIST/GAME MANAGEMENT

17th Year IN THE NFL

9th Year with THE BILLS

- Now in his ninth season on the Bills coaching staff and his 17th year in the NFL. In 2022, helped Josh Allen earn Pro Bowl honors and finish the season as an MVP finalist in both 2022 and 2023.
- The Bills scored 30 relieving TDs & 31 rushing TDs in 2024, making them the first team in NFL history with 30+ TDs through the air and 30+ on the ground. The Bills 30.9 PPG ranked second in the NFL and ranked second in franchise history (2020) and is the most PPG in a season by an AFC team since the 2020 Bills (31.3). Josh Allen (262) surpassed Jim Kelly (244) for the most total TDs in franchise history en route to NFL MVP honors.
- As the assistant wide receivers coach with the Broncos from 2015-16, coached a pair of 1,000- yard receivers (Demaryius Thomas and Emmanuel Sanders) in both seasons and won Super Bowl 50. Texans wide receiver Andre Johnson earned two of his seven Pro Bowl selections working with Lubick and led the NFL with 221 catches from 2012-13.



COACHES



DJ MANGAS
OFFENSIVE QUALITY CONTROL/ASST. WIDE RECEIVERS
3rd Year IN THE NFL
3rd Year with THE BILLS

- Named the Bills offensive quality control coach in 2024 after originally joining the Bills during the 2023 season as an offensive assistant.
- Began his coaching career in 2012 as the quarterbacks coach for Haan-Sydney College.
- Khalil Shakir had 821 yards on 76 receptions and totaled 4 TDs in 2024. His 619 YAC ranked third in the NFL and was the highest total by a Bills player in franchise history - yards after catch started being tracked in 1992.
- Mangas has also coached at Georgetown (running backs 2013), William & Mary (running backs 2014-16, offensive coordinator/quarterbacks 2017-18), LSU (offensive analyst 2019, passing game coordinator 2021), Carolina Panthers (offensive assistant 2020), UCF (defensive analyst 2022) and with the University of Buffalo (offensive coordinator/tight ends 2023).
- Helped LSU win the 2019 national championship while being a part of an offensive coaching staff that scored 50+ points seven times.
- Graduated from William & Mary in 2012, where he played wide receiver for the Tribe.



RYAN NIELSEN
SENIOR DEFENSIVE ASSISTANT
9th Year IN THE NFL
1st Year with THE BILLS

- Joined the Bills coaching staff in 2025 after spending the previous eight seasons with the Jaguars, Falcons and Saints.
- Was the Jaguars defensive coordinator during the 2024 season. Under Nielsen's guidance, Josh Hines-Allen and Travon Walker totaled 67 and 60 quarterback pressures respectively, making the Jaguars the only team in the NFL in 2024 with two pass rushers with over 60 quarterback pressures per Next Gen Stats.
- Spent the 2023 season with the Atlanta Falcons as defensive coordinator, where the defense finished the regular season tied for the second-most forced fumbles in the NFL (18). Under his lead, the Falcons ended the regular season as the third Falcons unit since 2000 to record 40-plus sacks in a season.
- In his tenure (2017-22) in New Orleans, the Saints did not allow a 100-yard rusher in an NFL-record 55 regular-season and postseason games between 2017 and 2020 and finished in the top four in run defense in four of the past five seasons. Served as the co-defensive coordinator and defensive line coach in 2022.



MIKE PELLEGRINO
NICKELS
11th Year IN THE NFL
1st Year with THE BILLS

- Joined the Bills coaching staff in 2025 after spending the previous 10 seasons Patriots. Entered the NFL in 2015 as a Patriots coaching assistant and remained in that role until he was promoted to cornerbacks coach in 2019.
- A member of the Patriots Super Bowl LI and LII winning teams.
- During his tenure as the Patriots' cornerbacks coach oversaw the development of Christian Gonzalez (2024 Second Team All-Pro), J.C. Jackson (2021 Second Team All-Pro) and Stephon Gilmore (2019 NFL Defensive Player of the Year & First Team All-Pro).
- In 2023, the Patriots defense finished 7th overall in total defense.
- In 2022, led a secondary as part of a defense that finished No. 1 in interception yards (383), interceptions returned for touchdowns (5) and defensive touchdowns (7). The unit also ranked third in interceptions (19) and tied for second in total takeaways (30).
- Under his guidance in 2021, J.C. Jackson finished second in the league in total takeaways with nine and led the league in passes defended with 23.



JASON REBROVICH
ASSISTANT DEFENSIVE LINE
12th Year IN THE NFL
5th Year with THE BILLS

- Re-joins the Bills as the team's assistant defensive line coach. Rebrovich returns to Buffalo after previously coaching with the team from 2013-16.
- Served as the Packers linebackers coach in 2022, was then promoted to pass rush specialist in 2023 and defensive line coach in 2024. Coached a Packers defensive line in 2024 that led the Green Bay defense to finish the year with 45 sacks and 31 takeaways, marking the fifth time in team history that they registered 45+ sacks and 30+ takeaways.
- Worked with the Jaguars for four seasons, serving as the defensive line coach in 2019-20 and the assistant defensive line coach in 2017-18.
- Held multiple positions during his first tenure (2013-16) in Buffalo, in his four seasons, the Bills were tied for No. 3 in the NFL over that span with 171 sacks and posted back-to-back seasons with 50-plus sacks (2013-14) for the first time in team history.



COACHES



KYLE SHURMUR

**OFFENSIVE
QUALITY CONTROL**

4th Year IN THE NFL

4th Year with THE BILLS

- Joined the Bills in 2022 as a defensive quality control coach and in 2023 was named as an offensive quality control.
- Helped the Bills average an AFC-best 30.9 points per game in 2024. QB Josh Allen was named NFL MVP. Including playoffs, the Bills also led the NFL with 612 points scored.
- In 2020, began his coaching career as a volunteer offensive quality control at Vanderbilt.
- Signed with Kansas City as an undrafted free agent in 2019, and spent time on the practice squads of the Chiefs (2019), Bengals (2020) and Washington Football Team (2021).
- Played four seasons as a quarterback at Vanderbilt from 2015-18 and finished as the school's all-time leader in touchdown passes (64) and passing yards (8,865).
- Is the son of Pat Shurmur, former head coach of the Cleveland Browns (2011-12) and NY Giants (2018-19).




KELLY SKIPPER

RUNNING BACKS

19th Year IN THE NFL

9th Year with THE BILLS

- Is in his third stint as an NFL running backs coach after getting hired by the Bills in 2017.
- James Cook was tied for the league lead in rushing TDs with 16 in 2024, tying O.J. Simpson (1975) for the most in a single season in team history en route to second Pro-Bowl appearance. He has rushed for 1,000+ yards in consecutive seasons, becoming the first Bill to reach this mark since LeSean McCoy from 2016-17. Skipper helped second year back James Cook earn a Pro Bowl appearance after finishing the 2023 season as one of only 2 RBs in the NFL with 1,100+ rushing yards and 425+ receiving yards. Cook finished the season ranked fourth in the NFL in rushing (1,122) and sixth in scrimmage yards (1,567). Oversaw the development of Devin Singletary, who finished the 2021 season with touchdowns in six consecutive games (regular and postseason).
- As the Jaguars running backs coach from 2015-16, tutored 2015 second-round draft pick T.J. Yeldon, who led AFC rookies with 740 yards. Served as running backs coach for the Raiders for six seasons after two years as tight ends coach.
- Played running back at Fresno State and finished his career with 2,237 rushing yards and 28 touchdowns.



CHRISTIAN TAYLOR

**DEFENSIVE ASSISTANT/
OFFENSIVE ADVISOR**

2nd Year IN THE NFL

2nd Year with THE BILLS

- Taylor was named the Bills defensive assistant/offensive advisor in 2025 after joining the Bills in 2024 as the defensive quality coach after spending the last four seasons as William & Mary's offensive coordinator/running backs coach.
- In his first season with Buffalo, helped the Bills to their fifth consecutive AFC East title. The defense finished with a +24 turnover margin, the best in the NFL since the 2012 Patriots (+25). Greg Rousseau led all Bills pass rushers with 8.0 sacks in 2024, tying his career-high previously set in 2022. His 24 QB hits were also a career-high and tied for seventh in the NFL and he collected 16 TFLs which was tied for sixth in the AFC.
- In his most recent role as offensive coordinator for the Tribe, Taylor coached 4 All-Americans during his time at W&M and he won the 2023 AFCA National FCS Assistant Coach of the Year.
- Taylor has 16 years of coaching in the college ranks and played quarterback for the Tribe from 2002-06 and was a member of the 2004 team that advanced to the FCS Playoff semifinals.



MARCUS WEST

DEFENSIVE LINE


4th Year IN THE NFL

4th Year with THE BILLS

- West was named the defensive line coach in 2024 after the Bills tallied 54 sacks which ranked fourth best in the NFL during the 2023 season.
- Originally joined Buffalo in 2022 as the team's assistant defensive line coach. Greg Rousseau led all Bills pass rushers with 8.0 sacks in 2024, tying his career-high previously set in 2022. Helped the Bills defense finished 2022 ranked first in the AFC with 17.8 PPG and ranked second in the NFL with 286 points allowed.
- Prior to the Bills, spent time in the college ranks, most recently as the assistant head coach/co-defensive coordinator/defensive line coach at UNC Charlotte from 2019-21. During his first season at Charlotte, the defensive unit set school records for sacks (36) and tackles for loss (86) and finished the season with a school-record 7 wins.
- His professional playing career spanned three leagues with one-year stints with the Indianapolis Colts (2006), Amsterdam Admirals (2007) and Hamilton Tiger-Cats (2007).



COACHES




**TURNER
WEST**

**ASSISTANT
SPECIAL TEAMS**

3rd Year IN THE NFL

3rd Year with THE BILLS

- Joins the Bills in 2025 as the asst. special teams coach after spending 11 seasons in the college ranks most recently with Georgia Southern. He also spent four seasons with the Dallas Cowboys.
- Served as the special teams coordinator for three seasons (2022-24) with the Eagles. Named a Broyles Award semifinalist, which goes to the top assistant coach in the FBS, in 2024.
- In his role as special teams coordinator/recruiting coordinator with the Citadel (2019-21), mentored one of the most experienced and consistent special teams units in the country.
- Spent four seasons as a defensive assistant with the Dallas Cowboys, working with passing game coordinator/linebackers coach Matt Eberflus, where he assisted with the development of the linebackers.




**ALVIN
VAUGHN**

**FELLOWSHIP
COACH**

3rd Year IN THE NFL

3rd Year with THE BILLS

- Vaughn was named the Bills fellowship coach in 2023 after spending the last four seasons as Belhaven University's grad assistant (2019-21) and their defensive backs and special teams coordinator (2022).
- The Bills had seven players record 2+ interceptions in 2024 which was tied for the most in the NFL. Seven players are tied for the second most (1962) in Bills history behind 8 in 1961.
- In his first year with the Bills Vaughn worked closely with linebackers coach Bobby Babich and aided in the development of first-year starter Terrel Bernard who posted a team high 143 total tackles (most by a Bill since 2017) and was one of four players since 1982 to have recorded 6+ sacks, 3+ INTs and 3+ fumble recoveries in one season.
- In 2022, Vaughn played a key role in developing All-USA South first-team defensive backs Phazon Locke and Corey Toliver. Cornerback TJ Hersey broke his own pass breakups single-season record with 16 under Vaughn's leadership.



**MILLIE
WILSON**

**FELLOWSHIP
COACH**

9th Year IN THE NFL

9th Year with THE BILLS

- Was promoted to offensive assistant/offensive fellowship coach for the 2025 season.
- Re-joined the team as a fellowship coach in 2024, primarily assisting with the offensive line alongside Aaron Kromer and Austin Gund. The Bills offensive line only allowed an NFL-best 14 sacks, marking the second consecutive year the team led the league in sacks allowed. The offensive line helped the Bills become the first team in NFL history to score 30+ rushing and 30+ receiving touchdowns and led the way for RB James Cook to tie a franchise record with 16 rushing touchdowns.
- Participated in the Bill Walsh Diversity Coaching Fellowship program with the Bills during the team's 2023 OTAs, minicamp and training camp.
- Began her coaching career at the University of Missouri, serving as an Offensive Student Assistant for three years under Head Coach Eliah Drinkwitz. Worked with the quarterbacks and assisted Offensive Coordinator and Quarterback Coach Kirby Moore.



**MATT
WORSWICK**

**DIRECTOR OF TEAM
ADMINISTRATION**

9th Year IN THE NFL

9th Year with THE BILLS

- Worswick is in his eighth season with the Bills and his third as Director of Team Administration. Worswick spent his first five years in Buffalo as the assistant to the head coach.
- Since arriving in Buffalo, Worswick has played an integral role in building a culture that has resulted in seven playoff berths (2017, 2019-24), five straight division titles (2020-24) and a trip to the AFC Championship (2020 & 2024).
- Worswick has assisted Head Coach Sean McDermott in the management of the coaching staff and assisted both the defense and special teams units.
- Was the football operations assistant for Carolina during the 2016 season helping to coordinate all aspects of the coaching and personnel needs.
- Worked as an intern during the 2014 and 2015 seasons for the Panthers in the equipment and football operations departments.



PLAYER PERSONNEL



**BRIAN
GAINE**



ASSISTANT GM

27th YEAR IN THE NFL

8th YEAR WITH THE BILLS

- Promoted to assistant GM prior to the 2022 season. Returned to the Bills organization in 2019 after spending the 2018 season as the GM for the Houston Texans. Gaine had previously spent three seasons with Houston as the director of player personnel from 2014-16.
- Served as the vice president of player personnel for the Bills during the 2017 season.
- Prior to his time in Houston, Gaine was the Miami Dolphins assistant general manager in 2012 and 2013. He was the Dolphins director of player personnel in 2011 and served as the assistant director of player personnel from 2008-10.
- Gaine attended the University of Maine and played tight end before stints with the New York Jets, New York Giants and Kansas City Chiefs.



**TERRANCE
GRAY**



ASSISTANT GM

24th YEAR IN THE NFL

9th YEAR WITH THE BILLS

- Promoted to assistant GM in 2025 after being previously promoted to the role of director of player personnel prior to the 2022 season after spending 2021 as the assistant director of player personnel.
- Joined the Bills in 2017 after spending the last 11 seasons as a college scout with the Minnesota Vikings. He was last responsible for scouting the Southeast portion of the country.
- Worked in player development and player personnel for three years with the Kansas City Chiefs from 2003-05 before going to Minnesota. He served as the club's area scout of National Football Scouting (NFS) during the 2005 season and in preparation for the 2006 Draft. Prior to moving into scouting, Gray was the Chiefs player development coordinator and worked in player personnel from June 2003 to June 2005.



**MATT
BAZIRGAN**



**DIRECTOR OF
COLLEGE SCOUTING**

22nd YEAR IN THE NFL

4th YEAR WITH THE BILLS

- Joined the Bills in 2022 after spending the last four seasons with the Houston Texans as a senior personnel executive and was promoted to director of college scouting in 2024.
- Was promoted to co-assistant director of player personnel for Houston after the 2020 season after spending his first three years as the Director of Player Personnel.
- Spent 14 years with the New York Jets before making the move to the Texans prior to the 2018 season.
- Finished his time with the Jets as the director of college scouting. Also served as the director of pro personnel, assistant director of pro personnel, west coast scouting supervisor and a college scout during his time with New York. Originally started his NFL career as the college scouting assistant for the Jets in 2004.



**MALIK
BOYD**



**SENIOR PERSONNEL
ADVISOR**

23rd YEAR IN THE NFL

9th YEAR WITH THE BILLS

- Promoted to the role of senior personnel advisor prior to the 2023 season.
- Joined the Bills in 2017 after spending the past 12 season with the Arizona Cardinals, most recently as the assistant director of pro scouting since 2014.
- Also held the titles of western regional scout (2014), regional scout (2008-12) and area scout (2005-07). Began his scouting career with the Indianapolis Colts in 2003.
- Named the NFC Scout of the Year in 2014 by the Fritz Pollard Alliance.
- Enjoyed a three-year NFL playing career following his days as a defensive back at Southern University. Boyd played for the Vikings from 1994-95, the Saints in 1996 and then had a stint with British Columbia in the CFL in 1997.



PLAYERS

BUFFALO BILLS





QB | 17

JOSH ALLEN

BORN: May 21, 1996 | HT: 6-5 | WT: 237 | 8th year

COLLEGE: Wyoming

ACQUIRED: Draft (2018, R1)

X JoshAllenQB

@ joshallenqb

FIRST-AND-10

JOSH ALLEN is in his eighth season in Buffalo after spending three years at Wyoming (2015-17) and one year at Reedley College (2014). Allen was the seventh selection of the first round by the Bills in 2018. In 2025, the Bills reached an agreement on a new deal to keep the MVP QB in Buffalo through 2030.

SHOUTOUTS

- Named the 2024 NFL MVP, becoming the third MVP in Bills team history and first QB to win the honor.
- Has the most wins (76), total TDs (262) & total yards (30,595) by any player all-time in their first 7 seasons.
- Is the only player in the Super Bowl era to record 3+ passing and 3+ rushing touchdowns in a single game and has accomplished the feat twice (12/8/24 at LAR & 11/16/25 vs. TB).
- Is the Bills all-time leader in total touchdowns (301).
- Holds the NFL record for rushing TDs by a QB (79).
- Finished second in MVP voting in 2020 and was a finalist in 2022 and 2023. Named a second-team All Pro in 2020 & 2024 and a Pro Bowler in 2020, 2022 & 2024.
- During the 2021 postseason, tallied a 149.0 passer rating—which marked the highest all-time for a player in a single playoffs (min. 50 att.).
- Was under center for the first 'perfect game' in NFL history as the Bills scored a touchdown on every drive vs. NE (1/15/22). In the effort, became the first player in NFL history with 5 passing TDs, an 80% completion percentage & 50+ rush yards.
- Has been named AFC Offensive Player of the Month 3 times (Sept./Dec. 2020 and Sept. 2024). Has been named AFC Offensive Player of the Week a franchise-record 18 times.
- In 2020, set Bills single season franchise records for passing touchdowns (37), completions (396), 300 yard games (8), passer rating (107.2), completion percentage (69.2), passing yards (4,544) and total touchdowns (46).

IF YOU HAVEN'T HERD

FROM THE GRIDIRON TO THE GREEN

Away from the field, Allen is an avid fan of golf. Whether it's playing or attending tournaments, Allen has enjoyed some golf experiences that any golf fan would be envious of. Some of the highlights include:

- Has attended 10 majors, including the Masters every year since first attending golf's premier event in 2018 (except for 2020 due to COVID).
- Is a member of Oak Hill Country Club in Rochester, NY, which is the home of the 2023 PGA Championship. Beat Bills GM Brandon Beane in a golf outing at Oak Hill prior to the start of the 2022 season.
- Played Oak Hill CC on the Monday after the 2023 PGA Championship.
- Has played in the AT&T Pebble Beach Pro-Am three times, pairing with PGA pro Keith Mitchell.
- Has played in the American Century Championship in Lake Tahoe three times.
- In February 2023, met his childhood idol Tiger Woods while attending the final round of the Genesis Invitational. Played in a pro-am with Tiger in the 2024 offseason.
- Paired up with Patrick Mahomes and faced Tom Brady/Aaron Rodgers in the sixth edition of The Match, which was played at Wynn Golf Club in Las Vegas, NV.
- He has a golf simulator in his basement in his Buffalo house.
- Is a part-owner of the local golf brand, OnCore Golf.
- Is a member of one of the premier golf clubs in Western New York: Crag Burn Golf Club.
- Participated in a nationally televised event at Augusta National put on by EA Sports to launch their new golf game. Among others, Allen was joined by Eric Church and Tony Finau in playing the new video game.

PERSONAL

The son of Joel and LaVonne Allen, Josh is the second of four children (two sisters and one brother). Married his wife, Hailee, in May of 2025. He earned his degree from Wyoming with a major in communications. Also played basketball and baseball at Firebaugh HS.



QB | 17

JOSH ALLEN



TEAM NEW BALANCE

"I'm proud to share I'm joining the New Balance family, a brand that, like Firebaugh, is built on family, community and authenticity," Allen said in a letter announcing the decision. "Firebaugh didn't have quarterback camps or private trainers. We had heart. We had community. And I wouldn't trade that for anything."

He noted the community partnership would be "To help young athletes chase their dreams."

"Whether you're a kid just picking up a football for the first time or a high schooler grinding through two-a-days, we're here for you, cheering you on from afar, from Boston, to Buffalo, to Firebaugh." He added.

THE STAMPEDE

Favorite book: The Mamba Mentality

Little known fact: Participated in gymnastics as a kid

Pet peeve: Sound of a vacuum

Hidden talent: Can juggle

Dream sporting event to attend: A Sabres Stanley Cup game

Favorite wing spot: Bar Bill

Favorite movie: The Man from U.N.C.L.E.

Favorite TV show: Peaky Blinders

Favorite food: Hibachi

Favorite gas station snack: Sushi

Hobbies: Golf and bird watching

Favorite musical artist: Elvis

Favorite vacation spot: The Bahamas



AN EMOTIONAL WIN

Josh Allen led the Bills to a 44-34 win over the Seattle Seahawks in 2020. The performance became even more meaningful after the game when Bills HC Sean McDermott told the media that Josh's grandmother, Patricia Allen, had passed away the day prior. In a post-game video released by the team, Allen emotionally tells his teammates "I love you guys. There's no place I'd rather be." Upon learning of the heartache Allen played through, Bills fans began making donations to Oishei Children's Hospital in \$17 increments. Donations exploded over the week, eventually surpassing a million dollars.

BUFFALO TRACKS

PLAYOFF OFFENSIVE YPG (ALL-TIME)

Player	Yards/Game
1. Josh Allen	311.0
2. Patrick Mahomes	306.7
3. Matthew Stafford	305.7

*Min. 10 career playoff games

BILLS SINGLE SEASON PASSING LEADERS

Player	Season	Passing Yards
1. Josh Allen	2020	4,544
2. Josh Allen	2021	4,407
3. Drew Bledsoe	2002	4,359
4. Josh Allen	2023	4,306
5. Josh Allen	2022	4,283

FIRST 7 SEASONS, TOTAL TDS (ALL-TIME)

Player	Total TDs
1. Josh Allen	262
2. Patrick Mahomes	231
3t. Peyton Manning	225
3t. Dan Marino	225



JOSH ALLEN'S NFL REGULAR SEASON PASSING STATISTICS

DATE	TEAM	GP	GS	ATT.	CMP.	PCT.	YDS	AVG.	TD	INT.	LG	SK	LST	RATE
2018	Bills	12	11	320	169	52.8	2,074	6.5	10	12	75†	28	213	67.9
2019	Bills	16	16	461	271	58.8	3,089	6.7	20	9	53†	38	237	85.3
2020	Bills	16	16	572	396	69.2	4,544	7.9	37	10	55	26	159	107.2
2021	Bills	17	17	646	409	63.3	4,407	6.8	36	15	61	26	164	92.2
2022	Bills	16	16	567	359	63.3	4,283	7.6	35	14	98†	33	162	96.6
2023	Bills	17	17	579	385	66.5	4,306	7.4	29	18	81†	24	152	92.2
2024	Bills	17	17	483	307	63.6	3,731	7.7	28	6	64	14	63	101.4
2025	Bills	17	17	460	319	69.3	3,668	8.0	25	10	54†	40	298	102.2
TOTALS		128	127	4,088	2,615	64.0	30,102	7.4	220	94	98†	229	1,448	94.4

JOSH ALLEN'S NFL POSTSEASON PASSING STATISTICS

DATE	TEAM	GP	GS	ATT.	CMP.	PCT.	YDS	AVG.	TD	INT.	LG	SK	LST	RATE
2019	Bills	1	1	46	24	52.2	264	5.7	0	0	38	3	27	69.5
2020	Bills	3	3	120	77	64.2	817	6.8	5	1	37	8	94	94.3
2021	Bills	2	2	62	48	77.4	637	10.3	9	0	75†	2	16	149.0
2022	Bills	2	2	81	48	59.3	616	7.6	3	3	52	8	39	80.1
2023	Bills	2	2	69	47	68.1	389	5.6	4	0	34	2	14	101.7
2024	Bills	3	3	82	58	70.7	636	7.8	4	0	55†	5	22	109.6
TOTALS		13	13	460	302	65.7	3,359	7.3	25	4	75†	28	212	101.7

JOSH ALLEN'S NFL REGULAR SEASON RUSHING STATISTICS

DATE	TEAM	NO.	YDS.	AVG.	LG	TD
2018	Bills	89	631	7.1	45	8
2019	Bills	109	510	4.7	36	9
2020	Bills	102	421	4.1	24†	8
2021	Bills	122	763	6.3	34	6
2022	Bills	124	762	6.1	44	7
2023	Bills	111	524	4.7	23	15
2024	Bills	102	531	5.2	30	12
2025	Bills	112	579	5.2	40†	14
TOTALS		871	4,721	5.4	45	79



JOSH ALLEN'S NFL POSTSEASON RUSHING STATISTICS

DATE	TEAM	NO.	YDS.	AVG.	LG	TD
2019	Bills	9	92	10.2	42	0
2020	Bills	25	145	5.8	18	1
2021	Bills	17	134	7.9	26	0
2022	Bills	12	46	3.8	12	1
2023	Bills	20	146	7.3	52t	3
2024	Bills	29	105	3.6	13	2
TOTALS		112	668	6.0	52T	7

SINGLE-GAME HIGHS: QUARTERBACK

Pass Attempts	63 at Miami Dolphins, Sep 25, 2022	Passer Rating	158.3 vs. Miami Dolphins, Oct 01, 2023
Pass Completions	42 at Miami Dolphins, Sep 25, 2022	Rush Attempts	15 at Miami Dolphins, Jan 07, 2024
Yards Passing	424 vs. Pittsburgh Steelers, Oct 09, 2022	Rushing Yards	135 at Miami Dolphins, Dec 02, 2018
TD Passes	4 vs. Jacksonville Jaguars, Sep 23, 2024	Rushing Average	15.0 at Miami Dolphins, Dec 02, 2018
Long Passes	98t vs. Pittsburgh Steelers, Oct 09, 2022	Longest Runs	45 vs. Jacksonville Jaguars, Nov 25, 2018
Completion Percentage	88.5 vs. Kansas City Chiefs, Nov 02, 2025	Rushing TDs	3 vs. Tampa Bay Buccaneers, Nov 16, 2025

2025 GAME-BY-GAME REGULAR-SEASON STATISTICS (BILLS)

			PASSING											RUSHING						
DATE	OPPONENT	P/S	ATT	CMP	YDS	PCT	Y/A	Y/C	TD	INT	LG	SK/YD	RATE	ATT	YDS	LG	TD	W/L	SCORE	
09/07	Ravens	S	46	33	394	71.7	8.6	11.9	2	0	51	1/5	112.0	14	30	9	2	W	41-40	
09/14	at Jets	S	25	14	148	56.0	5.9	10.6	0	0	31	1/1	73.4	6	59	40	0	W	30-10	
09/18	Dolphins	S	28	22	213	78.6	7.6	9.7	3	0	30	2/10	134.1	4	25	19	0	W	31-21	
09/28	Saints	S	22	16	209	72.7	9.5	13.1	2	1	43t	3/18	113.6	7	45	27	1	W	31-19	
10/05	Patriots	S	31	22	253	71.0	8.2	11.5	2	1	23	1/8	103.3	9	53	19	0	L	20-23	
10/13	at Falcons	S	26	15	180	57.7	6.9	12.0	2	2	45	4/23	72.6	6	42	24	0	L	14-24	
10/26	at Panthers	S	19	12	163	63.2	8.6	13.6	1	0	54t	2/20	108.0	3	7	5	2	W	40-9	
11/02	Chiefs	S	26	23	273	88.5	10.5	11.9	1	0	47	3/10	123.2	6	19	11	2	W	28-21	
11/09	at Dolphins	S	40	28	306	70.0	7.7	10.9	2	1	35t	3/17	98.5	4	31	15	0	L	13-30	
11/16	Buccaneers	S	30	19	317	63.3	10.6	16.7	3	2	52t	0/0	104.4	6	40	12	3	W	44-32	
11/20	at Texans	S	34	24	253	70.6	7.4	10.5	0	2	44	8/70	67.4	5	20	14	0	L	19-23	
11/30	at Steelers	S	23	15	123	65.2	5.3	8.2	1	1	16	0/0	75.1	8	38	11	1	W	26-7	
12/07	Bengals	S	28	22	251	78.6	9.0	11.4	3	0	32	3/18	139.7	9	78	40t	1	W	39-34	
12/14	at Patriots	S	28	19	193	67.9	6.9	10.2	3	0	37	2/12	123.1	11	48	20	0	W	35-31	
12/21	at Browns	S	19	12	130	63.2	6.8	10.8	0	0	21	2/35	83.2	7	17	7	0	W	23-20	
12/28	Eagles	S	35	23	262	65.7	7.5	11.4	0	0	50	5/51	88.0	7	27	17	2	L	12-13	
01/04	Jets	S	0	0	0	0.0	0.0	0.0	0	0	0	0/0	0.0	0	0	0	0	W	35-8	
2025 TOTALS			17-17	460	319	3,668	69.3	8.0	11.5	25	10	54T	40/298	102.2	112	579	40T	14	12-5	



2024 GAME-BY-GAME REGULAR-SEASON STATISTICS (BILLS)

			PASSING											RUSHING						
DATE	OPPONENT	P/S	ATT	CMP	YDS	PCT	Y/A	Y/C	TD	INT	LG	SK/YD	RATE	ATT	YDS	LG	TD	W/L	SCORE	
09/08	Cardinals	S	23	18	232	78.3	10.1	12.9	2	0	28	2/10	137.7	9	39	9	2	W	34-28	
09/12	at Dolphins	S	19	13	139	68.4	7.3	10.7	1	0	33	0/0	107.1	2	2	3	0	W	31-10	
09/23	Jaguars	S	30	23	263	76.7	8.8	11.4	4	0	28	0/0	142.1	6	44	13	0	W	47-10	
09/29	at Ravens	S	29	16	180	55.2	6.2	11.3	0	0	52	3/27	73.9	5	21	8	0	L	10-35	
10/06	at Texans	S	30	9	131	30.0	4.4	14.6	1	0	49†	1/5	56.4	4	54	19	0	L	20-23	
10/14	at Jets	S	25	19	215	76.0	8.6	11.3	2	0	42	2/5	127.9	9	18	6	1	W	23-20	
10/20	Titans	S	33	21	323	63.6	9.8	15.4	2	0	57	1/8	116.1	3	1	7	0	W	34-10	
10/27	at Seahawks	S	34	24	283	70.6	8.3	11.8	2	1	35	1/2	102.9	7	25	9	0	W	31-10	
11/03	Dolphins	S	39	25	235	64.1	6.0	9.4	3	1	63†	1/4	95.6	2	7	14	0	W	30-27	
11/10	at Colts	S	37	22	280	59.5	7.6	12.7	0	2	44	2/0	60.6	8	50	21	1	W	30-20	
11/17	Chiefs	S	40	27	262	67.5	6.6	9.7	1	1	30	0/0	83.5	12	55	26†	1	W	30-21	
12/01	49ers	S	17	13	148	76.5	8.7	11.4	2	0	39	0/0	141.3	3	18	8†	1	W	35-10	
12/08	at Rams	S	37	22	342	59.5	9.2	15.5	3	0	51†	0/0	117.2	10	82	30	3	L	42-44	
12/15	at Lions	S	34	23	362	67.6	10.6	15.7	2	0	64	0/0	122.4	11	68	21	2	W	48-42	
12/22	Patriots	S	29	16	154	55.2	5.3	9.6	1	1	17	1/2	67.3	6	30	12	0	W	24-21	
12/29	Jets	S	27	16	182	59.3	6.7	11.4	2	0	30†	0/0	104.2	5	17	10	1	W	40-14	
01/05	at Patriots	S	0	0	0	0.0	0.0	0.0	0	0	0	0/0	0.0	0	0	0	0	L	16-23	
2024 TOTALS			17-17	483	307	3,731	63.6	7.7	12.2	28	6	64	14/63	101.4	102	531	30	12	13-4	

2023 GAME-BY-GAME REGULAR-SEASON STATISTICS (BILLS)

			PASSING											RUSHING					
DATE	OPPONENT	P/S	ATT	CMP	YDS	PCT	Y/A	Y/C	TD	INT	LG	SK/YD	RATE	ATT	YDS	LG	TD	W/L	SCORE
09/11	at Jets	S	41	29	236	70.7	5.8	8.1	1	3	26	5/19	62.7	6	36	14	0	L	16-22+
09/17	Raiders	S	37	31	274	83.8	7.4	8.8	3	0	40	2/7	124.5	3	7	3	0	W	38-10
09/24	at Commanders	S	32	20	218	62.5	6.8	10.9	1	1	35†	0/0	79.9	3	46	23	1	W	37-3
10/01	Dolphins	S	25	21	320	84.0	12.8	15.2	4	0	55†	2/10	158.3	4	17	11†	1	W	48-20
10/08	Jaguars	S	40	27	359	67.5	9.0	13.3	2	1	48	0/0	102.0	4	14	7	1	L	20-25
10/15	Giants	S	30	19	169	63.3	5.6	8.9	2	1	28	0/0	86.7	2	11	6	0	W	14-9
10/22	at Patriots	S	41	27	265	65.9	6.5	9.8	2	1	28	1/7	90.0	7	17	7	1	L	25-29
10/26	Buccaneers	S	40	31	324	77.5	8.1	10.5	2	1	30	2/12	106.7	7	41	13†	1	W	24-18
11/05	at Bengals	S	38	26	258	68.4	6.8	9.9	1	1	34	1/9	85.2	8	44	11	1	L	18-24
11/13	Broncos	S	26	15	177	57.7	6.8	11.8	1	2	38	0/0	59.3	4	13	6†	1	L	22-24
11/19	Jets	S	32	20	275	62.5	8.6	13.8	3	1	81†	1/12	108.2	5	15	7	0	W	32-6
11/26	at Eagles	S	51	29	339	56.9	6.6	11.7	2	1	31	1/7	82.1	9	81	19	2	L	34-37+
12/10	at Chiefs	S	42	23	233	54.8	5.5	10.1	1	1	27	3/24	68.8	10	32	8	1	W	20-17
12/17	Cowboys	S	15	7	94	46.7	6.3	13.4	1	0	24	1/9	89.3	8	24	9	1	W	31-10
12/23	at Chargers	S	21	15	237	71.4	11.3	15.8	1	1	57†	1/7	104.7	5	15	6	2	W	24-22
12/31	Patriots	S	30	15	169	50.0	5.6	11.3	0	1	51	1/15	53.3	11	44	19	2	W	27-21
01/07	at Dolphins	S	38	30	359	78.9	9.4	12.0	2	2	46	3/14	101.6	15	67	15	0	W	21-14
2023 TOTALS			17-17	579	385	4,306	66.5	7.4	11.2	29	18	81†	24/152	92.2	111	524	23	15	11-6

+ - Overtime



2022 GAME-BY-GAME REGULAR-SEASON STATISTICS (BILLS)

DATE	OPPONENT	P/S	PASSING											RUSHING					SCORE
			ATT	CMP	YDS	PCT	Y/A	Y/C	TD	INT	LG	SK/YD	RATE	ATT	YDS	LG	TD	W/L	
09/08	at Rams	S	31	26	297	83.9	9.6	11.4	3	2	53†	2/5	112.0	10	56	13	1	W	31-10
09/19	Titans	S	38	26	317	68.4	8.3	12.2	4	0	46†	1/4	128.9	1	10	10	0	W	41-7
09/25	at Dolphins	S	63	42	400	66.7	6.3	9.5	2	0	28	4/18	94.7	8	47	19	0	L	19-21
10/02	at Ravens	S	36	19	213	52.8	5.9	11.2	1	1	23	1/12	68.4	11	70	20	1	W	23-20
10/09	Steelers	S	31	20	424	64.5	13.7	21.2	4	1	98†	0/0	134.1	5	42	21	0	W	38-3
10/16	at Chiefs	S	40	27	329	67.5	8.2	12.2	3	0	34†	1/11	117.6	12	32	16	0	W	24-20
10/30	Packers	S	25	13	218	52.0	8.7	16.8	2	2	53	2/2	75.1	6	49	20	0	W	27-17
11/06	at Jets	S	34	18	205	52.9	6.0	11.4	0	2	42	5/22	46.8	9	86	36†	2	L	17-20
11/13	Vikings	S	43	29	330	67.4	7.7	11.4	1	2	25	2/19	78.6	6	84	25	0	L	30-33+
11/20	Browns	S	27	18	197	66.7	7.3	10.9	1	0	28	2/11	100.4	3	7	6	0	W	31-23
11/24	at Lions	S	42	24	253	57.1	6.0	10.5	2	1	36	3/16	80.8	10	78	21	1	W	28-25
12/01	at Patriots	S	33	22	223	66.7	6.8	10.1	2	0	21	2/0	106.0	8	20	8	0	W	24-10
12/11	Jets	S	27	16	147	59.3	5.4	9.2	1	0	32	3/17	86.5	10	47	16	1	W	20-12
12/17	Dolphins	S	40	25	304	62.5	7.6	12.2	4	0	45	2/8	119.2	10	77	44	0	W	32-29
12/24	at Bears	S	26	15	172	57.7	6.6	11.5	2	2	24	1/0	71.3	6	41	15	1	W	35-13
01/08	Patriots	S	31	19	254	61.3	8.2	13.4	3	1	49†	2/17	106.1	9	16	7	0	W	35-23
2022 TOTALS			16-16	567	359	4,283	63.3	7.6	11.9	35	14	98†	33/162	96.6	124	762	44	7	13-3

+ - Overtime

2021 GAME-BY-GAME REGULAR-SEASON STATISTICS (BILLS)

DATE	OPPONENT	P/S	PASSING											RUSHING					SCORE
			ATT	CMP	YDS	PCT	Y/A	Y/C	TD	INT	LG	SK/YD	RATE	ATT	YDS	LG	TD	W/L	
09/12	Steelers	S	51	30	270	58.8	5.3	9.0	1	0	37	3/16	79.7	9	44	11	0	L	16-23
09/19	at Dolphins	S	33	17	179	51.5	5.4	10.5	2	1	41	1/8	75.2	5	35	15	0	W	35-0
09/26	Commanders	S	43	32	358	74.4	8.3	11.2	4	0	41	0/0	129.8	4	9	4	1	W	43-21
10/03	Texans	S	30	20	248	66.7	8.3	12.4	2	1	37	1/5	100.4	6	41	16	0	W	40-0
10/10	at Chiefs	S	26	15	315	57.7	12.1	21.0	3	0	61	0/0	139.1	11	59	22	1	W	38-20
10/18	at Titans	S	47	35	353	74.5	7.5	10.1	3	1	31	3/18	107.8	9	26	7	0	L	31-34
10/31	Dolphins	S	42	29	249	69.0	5.9	8.6	2	0	20	0/0	100.2	8	55	34	1	W	26-11
11/07	at Jaguars	S	47	31	264	66.0	5.6	8.5	0	2	28	4/35	62.7	5	50	22	0	L	6-9
11/14	at Jets	S	28	21	366	75.0	13.1	17.4	2	1	57	2/16	125.6	2	3	4	0	W	45-17
11/21	Colts	S	35	21	209	60.0	6.0	10.0	2	2	31	1/8	72.2	2	18	10	0	L	15-41
11/25	at Saints	S	28	23	260	82.1	9.3	11.3	4	2	28	2/12	115.2	8	43	10	0	W	31-6
12/06	Patriots	S	30	15	145	50.0	4.8	9.7	1	0	26	2/14	75.0	6	39	21	0	L	10-14
12/12	at Buccaneers	S	54	36	308	66.7	5.7	8.6	2	1	25	3/15	86.0	12	109	23	1	L	27-33+
12/19	Panthers	S	34	19	210	55.9	6.2	11.1	3	1	28	4/17	91.5	3	24	26	0	W	31-14
12/26	at Patriots	S	47	30	314	63.8	6.7	10.5	3	0	28	0/0	104.4	12	64	25	0	W	33-21
01/02	Falcons	S	26	11	120	42.3	4.6	10.9	0	3	15	0/0	17.0	15	81	16	2	W	29-15
01/09	Jets	S	45	24	239	53.3	5.3	10.0	2	0	28	0/0	83.5	5	63	32	0	W	27-10
2021 TOTALS			17-17	646	409	4,407	63.3	6.8	10.8	36	15	61	26/164	92.2	122	763	34	6	11-6

+ - Overtime



2020 GAME-BY-GAME REGULAR-SEASON STATISTICS (BILLS)

DATE	OPPONENT	P/S	PASSING											RUSHING					SCORE
			ATT	CMP	YDS	PCT	Y/A	Y/C	TD	INT	LG	SK/YD	RATE	ATT	YDS	LG	TD	W/L	
09/13	Jets	S	46	33	312	71.7	6.8	9.5	2	0	29	3/6	104.6	14	57	16	1	W	27-17
09/20	at Dolphins	S	35	24	415	68.6	11.9	17.3	4	0	47	1/4	146.7	4	19	16	0	W	31-28
09/27	Rams	S	33	24	311	72.7	9.4	13.0	4	1	39	4/37	128.9	4	8	6	1	W	35-32
10/04	at Raiders	S	34	24	288	70.6	8.5	12.0	2	0	49	1/14	115.8	3	-1	11	1	W	30-23
10/13	at Titans	S	41	26	263	63.4	6.4	10.1	2	2	22t	1/10	77.6	4	18	7	0	L	16-42
10/19	Chiefs	S	27	14	122	51.9	4.5	8.7	2	1	22	0/0	73.4	8	42	13	0	L	17-26
10/25	at Jets	S	43	30	307	69.8	7.1	10.2	0	0	38	2/11	90.0	11	61	17	0	W	18-10
11/01	Patriots	S	18	11	154	61.1	8.6	14.0	0	1	41	1/5	65.5	10	23	19	1	W	24-21
11/08	Seahawks	S	38	31	415	81.6	10.9	13.4	3	0	39	7/29	138.5	7	14	7	1	W	44-34
11/15	at Cardinals	S	49	32	284	65.3	5.8	8.9	2	2	31	0/0	77.3	7	38	15	0	L	30-32
11/29	Chargers	S	24	18	157	75.0	6.5	8.7	1	1	44	2/10	88.4	9	32	11	1	W	27-17
12/07	at 49ers	S	40	32	375	80.0	9.4	11.7	4	0	35	1/7	139.1	6	11	6	0	W	34-24
12/13	Steelers	S	43	24	238	55.8	5.5	9.9	2	1	23	1/8	77.5	6	28	11	0	W	26-15
12/19	at Broncos	S	40	28	359	70.0	9.0	12.8	2	0	55	1/7	114.5	3	33	24t	2	W	48-19
12/28	at Patriots	S	36	27	320	75.0	8.9	11.9	4	0	50t	0/0	138.7	4	35	22	0	W	38-9
01/03	Dolphins	S	25	18	224	72.0	9.0	12.4	3	1	32t	1/11	122.3	2	3	4	0	W	56-26
2020 TOTALS			16-16	572	396	4,544	69.2	7.9	11.5	37	10	55	26/159	107.2	102	421	24T	8	13-3

2019 GAME-BY-GAME REGULAR-SEASON STATISTICS (BILLS)

DATE	OPPONENT	P/S	PASSING											RUSHING					SCORE
			ATT	CMP	YDS	PCT	Y/A	Y/C	TD	INT	LG	SK/YD	RATE	ATT	YDS	LG	TD	W/L	
09/08	at Jets	S	37	24	254	64.9	6.9	10.6	1	2	38t	1/12	71.2	10	38	8	1	W	17-16
09/15	at Giants	S	30	19	253	63.3	8.4	13.3	1	0	51	3/16	101.1	7	21	9	1	W	28-14
09/22	Bengals	S	36	23	243	63.9	6.8	10.6	1	1	49	1/2	81.1	9	46	11	0	W	21-17
09/29	Patriots	S	28	13	153	46.4	5.5	11.8	0	3	23	4/31	24.0	5	26	15	1	L	10-16
10/06	at Titans	S	32	23	219	71.9	6.8	9.5	2	1	46	4/15	98.3	10	27	6	0	W	14-7
10/20	Dolphins	S	26	16	202	61.5	7.8	12.6	2	0	27	2/14	111.4	4	32	15	0	W	31-21
10/27	Eagles	S	34	16	169	47.1	5.0	10.6	2	0	28t	4/14	81.6	8	45	14	0	L	13-31
11/03	Commanders	S	20	14	160	70.0	8.0	11.4	1	0	49	2/14	110.4	8	12	6	1	W	24-9
11/10	at Browns	S	41	22	266	53.7	6.5	12.1	0	0	26	1/6	73.8	6	28	12	2	L	16-19
11/17	at Dolphins	S	33	21	256	63.6	7.8	12.2	3	0	40t	0/0	117.7	7	56	36	1	W	37-20
11/24	Broncos	S	25	15	185	60.0	7.4	12.3	2	1	34t	1/5	92.9	9	56	18	0	W	20-3
11/28	at Cowboys	S	24	19	231	79.2	9.6	12.2	1	0	29	4/27	120.7	10	43	15t	1	W	26-15
12/08	Ravens	S	39	17	146	43.6	3.7	8.6	1	0	37	6/41	62.6	2	9	7	0	L	17-24
12/15	at Steelers	S	25	13	139	52.0	5.6	10.7	1	1	40	1/8	65.2	7	28	12	1	W	17-10
12/21	at Patriots	S	26	13	208	50.0	8.0	16.0	2	0	53t	4/32	102.7	7	43	16	0	L	17-24
12/29	Jets	S	5	3	5	60.0	1.0	1.7	0	0	5	0/0	64.6	0	0	0	0	L	6-13
2019 TOTALS			16-16	461	271	3,089	58.8	6.7	11.4	20	9	53T	38/237	85.3	109	510	36	9	10-6



2018 GAME-BY-GAME REGULAR-SEASON STATISTICS (BILLS)

PASSING																RUSHING							
DATE	OPPONENT	P/S	ATT	CMP	YDS	PCT	Y/A	Y/C	TD	INT	LG	SK/YD	RATE	ATT	YDS	LG	TD	W/L	SCORE				
09/09	at Ravens	P	15	6	74	40.0	4.9	12.3	0	0	24	3/16	56.0	4	26	14	0	L	3-47				
09/16	Chargers	S	33	18	245	54.5	7.4	13.6	1	2	57	5/36	63.3	8	32	14	0	L	20-31				
09/23	at Vikings	S	22	15	196	68.2	8.9	13.1	1	0	55	3/32	111.2	10	39	10t	2	W	27-6				
09/30	at Packers	S	33	16	151	48.5	4.6	9.4	0	2	34	7/64	36.3	5	19	8	0	L	0-22				
10/07	Titans	S	19	10	82	52.6	4.3	8.2	0	1	13	1/3	42.0	4	19	14t	1	W	13-12				
10/14	at Texans	S	17	10	84	58.8	4.9	8.4	0	0	39	2/16	71.7	4	20	11	0	L	13-20				
10/21	at Colts																					L	5-37
10/29	Patriots																					L	6-25
11/04	Bears																					L	9-41
11/11	at Jets																					W	41-10
11/25	Jaguars	S	19	8	160	42.1	8.4	20.0	1	0	75t	0/0	89.8	13	99	45	1	W	24-21				
12/02	at Dolphins	S	33	18	231	54.5	7.0	12.8	2	2	38	2/14	71.7	9	135	28	0	L	17-21				
12/09	Jets	S	36	18	206	50.0	5.7	11.4	0	2	38	3/14	44.4	9	101	31	1	L	23-27				
12/16	Lions	S	26	13	204	50.0	7.8	15.7	1	0	42t	1/9	89.3	9	16	10	1	W	14-13				
12/23	at Patriots	S	41	20	217	48.8	5.3	10.9	1	2	31t	0/0	52.6	5	30	13	0	L	12-24				
12/30	Dolphins	S	26	17	224	65.4	8.6	13.2	3	1	46	1/9	114.9	9	95	35	2	W	42-17				
2018 TOTALS			12-11	320	169	2,074	52.8	6.5	12.3	10	12	75T	28/213	67.9	89	631	45	8	6-10				

2024 GAME-BY-GAME POSTSEASON STATISTICS (BILLS)

PASSING																RUSHING							
DATE	OPPONENT	P/S	ATT	CMP	YDS	PCT	Y/A	Y/C	TD	INT	LG	SK/YD	RATE	ATT	YDS	LG	TD	W/L	SCORE				
01/12	Broncos	S	26	20	272	76.9	10.5	13.6	2	0	55t	2/11	135.4	8	46	9	0	W	31-7				
01/19	Ravens	S	22	16	127	72.7	5.8	7.9	0	0	34	1/1	86.7	10	20	7	2	W	27-25				
01/26	at Chiefs	S	34	22	237	64.7	7.0	10.8	2	0	34t	2/10	104.7	11	39	13	0	L	29-32				
2024 TOTALS			3-3	82	58	636	70.7	7.8	11.0	4	0	55T	5/22	109.6	29	105	13	2	2-1				

2023 GAME-BY-GAME POSTSEASON STATISTICS (BILLS)

PASSING																RUSHING							
DATE	OPPONENT	P/S	ATT	CMP	YDS	PCT	Y/A	Y/C	TD	INT	LG	SK/YD	RATE	ATT	YDS	LG	TD	W/L	SCORE				
01/15	Steelers	S	30	21	203	70.0	6.8	9.7	3	0	34	2/14	121.9	8	74	52t	1	W	31-17				
01/21	Chiefs	S	39	26	186	66.7	4.8	7.2	1	0	15	0/0	86.1	12	72	18	2	L	24-27				
2023 TOTALS			2-2	69	47	389	68.1	5.6	8.3	4	0	34	2/14	101.7	20	146	52T	3	1-1				

2022 GAME-BY-GAME POSTSEASON STATISTICS (BILLS)

PASSING																RUSHING							
DATE	OPPONENT	P/S	ATT	CMP	YDS	PCT	Y/A	Y/C	TD	INT	LG	SK/YD	RATE	ATT	YDS	LG	TD	W/L	SCORE				
01/15	Dolphins	S	39	23	352	59.0	9.0	15.3	3	2	52	7/36	93.1	4	20	12	0	W	34-31				
01/22	Bengals	S	42	25	264	59.5	6.3	10.6	0	1	32	1/3	68.0	8	26	6	1	L	10-27				
2022 TOTALS			2-2	81	48	616	59.3	7.6	12.8	3	3	52	8/39	80.1	12	46	12	1	1-1				

2021 GAME-BY-GAME POSTSEASON STATISTICS (BILLS)

PASSING																RUSHING							
DATE	OPPONENT	P/S	ATT	CMP	YDS	PCT	Y/A	Y/C	TD	INT	LG	SK/YD	RATE	ATT	YDS	LG	TD	W/L	SCORE				
01/15	Patriots	S	25	21	308	84.0	12.3	14.7	5	0	45	0/0	157.6	6	66	26	0	W	47-17				
01/23	at Chiefs	S	37	27	329	73.0	8.9	12.2	4	0	75t	2/16	136.0	11	68	14	0	L	36-42+				
2021 TOTALS			2-2	62	48	637	77.4	10.3	13.3	9	0	75T	2/16	149.0	17	134	26	0	1-1				

+ - Overtime



QB | 17

JOSH ALLEN

2020 GAME-BY-GAME POSTSEASON STATISTICS (BILLS)

DATE	OPPONENT	P/S	PASSING											RUSHING				W/L	SCORE
			ATT	CMP	YDS	PCT	Y/A	Y/C	TD	INT	LG	SK/YD	RATE	ATT	YDS	LG	TD		
01/09	Colts	S	35	26	324	74.3	9.3	12.5	2	0	37	2/23	121.6	11	54	16	1	W	27-24
01/16	Ravens	S	37	23	206	62.2	5.6	9.0	1	0	21	2/18	86.1	7	3	6	0	W	17-3
01/24	at Chiefs	S	48	28	287	58.3	6.0	10.3	2	1	34	4/53	80.8	7	88	18	0	L	24-38
2020 TOTALS		3-3	120	77	817	64.2	6.8	10.6	5	1	37	8/94	94.3	25	145	18	1	2-1	

2019 GAME-BY-GAME POSTSEASON STATISTICS (BILLS)

DATE	OPPONENT	P/S	PASSING											RUSHING				W/L	SCORE
			ATT	CMP	YDS	PCT	Y/A	Y/C	TD	INT	LG	SK/YD	RATE	ATT	YDS	LG	TD		
01/04	at Texans	S	46	24	264	52.2	5.7	11.0	0	0	38	3/27	69.5	9	92	42	0	L	19-22+
2019 TOTALS		1-1	46	24	264	52.2	5.7	11.0	0	0	38	3/27	69.5	9	92	42	0	0-1	

+ - Overtime

**OL | 70**

ALEC ANDERSON

BORN: October 3, 1999 | **HT:** 6-5 | **WT:** 304 | **3rd year****COLLEGE:** UCLA**ACQUIRED:** UDFA (2022) **alecanderson700**

FIRST-AND-10

ALEC ANDERSON signed with the Bills as an undrafted free agent in 2022 and has since earned playing time as a tackle eligible in the Bills 6-offensive line formations as well as serving as a key reserve along the line. Anderson started 20 games during a four-year stint at UCLA.

SHOUTOUTS

- Started at left guard vs. NYJ (1/4/26) and blocked for 470 total yards of offense, including 211 on the ground.
- Made first career start at right tackle at Pit. (11/30/25) and helped fuel a 249-yard rushing output, the most by an opponent at Pittsburgh since 1975.
- In 2024, played in all 17 regular season games (4 starts) and 3 postseason games. Saw action in 27% of the offensive snaps during the regular season.
- Started and played all 67 snaps at LG at NE (1/5/25).
- Recovered a fumble on a kickoff return at Ind. (11/10/24).
- Saw action in his first NFL game vs. Arz. (9/8/24) and made first NFL start as a 6th lineman at NYJ (10/14/24).
- Earned a spot on the Bills 53-man roster in 2023. Spent his rookie season of 2022 on the Bills practice squad.
- Played in 30 games (20 starts as a right tackle) during a four-year career at UCLA (2018-21).
- Started 10 games at right tackle in 2021 for the highest scoring team in the Pac-12 (36.5 points per game). Also helped pave the way for a 1,000-yard rusher in Zach Charbonnet (1,137).

BUFFALO TRACKS

REGULAR SEASON GAMES PLAYED/STARTED

2023 (Buf, 0/0), 2024 (Buf 17/4), 2025 (Buf 17/2) ... Totals (34/6)

POSTSEASON GAMES PLAYED/STARTED

2023 (Buf, 0/0), 2024 (Buf 3/0) ... Totals (3/0)

IF YOU HAVEN'T HERD

PAINFUL GROWTH SPURT

Growing up playing Pop Warner football, Anderson was a quarterback and linebacker. As a 5-9, 195 pound high school freshman, he played defensive line and linebacker. It wasn't until a major growth spurt before his sophomore season that he switched to offensive line. He sprouted from 5-9 to 6-5 that year. By the time he was a senior, he weighed 305 pounds. His athleticism playing linebacker is something he credits to now playing offensive line.

ENTREPRENEURIAL SPIRIT

In high school, Anderson and his best friend, Dom Fierro, started their own moving company called "Sons For a Day." His aunt, Deedee, knew a local real estate agent and their office referred a lot of business to them.

"My father took a 10% cut because we used his truck, but I was able to save up enough money for my first Xbox and my first tattoo (Pax Romana on my right arm). We once moved a painting that was worth \$5 million."

THE STAMPEDE

Post-career plans: Be a stay-at-home dad

Favorite podcast: Crime Junkie

Favorite movie: Manchester by the Sea

Go-to breakfast spot: Poked yolk

Least favorite chore: Growing up, chopping back Wisteria

Favorite class in college: Musicology, history of film music

Favorite offensive lineman of all-time: Jason Kelce

PERSONAL

He and his wife, Alysha, were married in 2025 and have a Blue Russian cat named Knox. Is the son of Anders and Chrissy Anderson. Anders was born and raised in Germany. Has one brother, Aidan, and two sisters, Alyssa and Ashtyn. His uncle, Mike Sweeney, played in the MLB from 1995-2010, mostly for the Royals. Hobbies include painting, off-roading and camping. Earned a degree in history. Is proud to conduct charity work locally with the Mental Health Advocates of WNY. "Men's mental health is one of the least talked about problems in our society"

**LB | 44**

JOE ANDREESSEN

BORN: February 7, 2000 | **HT:** 6-0 | **WT:** 239 | **2nd year****COLLEGE:** Buffalo**ACQUIRED:** UDFA (2024) **JoeAndreessen** **josephandreessen**

FIRST-AND-10

JOE ANDREESSEN signed with the Bills as an undrafted free agent out of Buffalo following participating in the Bills 2024 rookie minicamp on a try-out basis.

SHOUTOUTS

- Finished his first regular season playing in 13 games (1 start) with 11 tackles (9 solo), 1 QB hit and a TFL. Also appeared in all three of the Bills playoff games on special teams.
- Made his NFL debut vs. Jax. (9/23/24), recording two tackles (one solo).
- Split his college career between Buffalo (2023) and Bryant (2018-22).
- Started all 12 games at linebacker for the UB Bulls in 2023. Led the Bulls in tackles with 90 and tackles for loss with 12. Added a sack, two pass breakups and a forced fumble.
- Finished his career at Bryant ranking third in career tackles with 256.
- Earned All-America honors after setting a Bryant school record with 116 tackles in 2022. Ranked eight in the FCS while averaging 10.5 tackles per game.
- In 2021, was a First Team All-NEC selection.

THE STAMPEDE

Favorite TV show: Breaking Bad**Favorite movie:** Gladiator**Favorite musical artist:** Kenny Chesney**Favorite food:** Wings from Frank's Grille in Lancaster**First car:** 2006 Red Ford Fusion, which he still drives**Dream vacation spot:** Travel to Japan**Hobbies:** Collecting baseball cards and anime

IF YOU HAVEN'T HERD

THE ROOKIE CARD

Over the past six months, Joe Andreessen has encountered a series of amazing moments on his unfathomable NFL journey. The suburban Buffalo kid navigated the fringes of college football, excelled in his lone season as a University at Buffalo transfer linebacker, got an undrafted rookie tryout with the Buffalo Bills, did enough to get signed as a training camp body and not only earned a spot on the 53-man roster, but also has played in real games for his favorite team.

The boyhood dream came into sharper focus and "Buffalo Joe" hardly could contain himself. At a desk in an upstairs bedroom of his parents' house in Depew, he rocked nervously in his chair and laughed at the thought of it all. His first football card.

Might sound trivial to some, but not to Andreessen. He has a massive collection of those 3x5 pictures that urge a youngster to daydream, to study the game and to mark an innocent time. Andreessen reminisced how he and his dad would visit flea markets to look at all the memorabilia, and perhaps come home with a prize or two.

Andreessen insisted neither the little kid in him nor the special-teams overachiever will take it for granted. "I'm just happy," Andreessen said, his smile still wide. "If you don't collect, I guess you don't know. Obviously, in the football collecting realm, the QBs hold the most value, and the offensive guys are below that – the specialty positions like wide receivers, running backs. So if you're not a first-round pick or notable draft pick, a lot of guys in the NFL don't get cards because their cards don't hold value ... That's why I even tweeted it out because I really wanted one, and kind of being in my position I wasn't sure if I was going to be able to get one. I'm just excited to be in this position."

(Tim Graham, *The Athletic*, November 7, 2024)

PERSONAL

Last name is pronounced "an-DREE-sen". The son of Jody and Paul Andreessen. Has one brother, JD, who played baseball at Campbell and Monmouth as a catcher. Attended Lancaster High School in Buffalo, NY.



JOE ANDREESSEN

JOE ANDREESSEN'S NFL REGULAR SEASON DEFENSIVE STATISTICS

			TACKLES										INTERCEPTIONS					FUMBLES					ST					MISC	
DATE	TEAM	GP	GS	TK	S	A	TFL	YDS	SK	YDS	QBH	NO	YDS	LG	TD	PD	FF	FR	TD	YDS	TK	S	A	FF	FR	S	A		
2024	Bills	13	1	20	9	11	1	1	0.0	0.0	1	0	0	0	0	0	0	0	0	0	6	3	3	0	0	0	0		
2025	Bills	17	2	14	9	5	2	2	0.0	0.0	2	0	0	0	0	0	0	0	0	0	21	5	16	0	0	0	0		
TOTALS		30	3	34	18	16	3	3	0.0	0.0	3	0	0	0	0	0	0	0	0	0	27	8	19	0	0	0	0		

JOE ANDREESSEN'S NFL POSTSEASON DEFENSIVE STATISTICS

			TACKLES									INTERCEPTIONS					FUMBLES					ST					MISC	
DATE	TEAM	GP	GS	TK	S	A	TFL	YDS	SK	YDS	QBH	NO	YDS	LG	TD	PD	FF	FR	TD	YDS	TK	S	A	FF	FR	S	A	
2024	Bills	3	0	0	0	0	0	0	0.0	0.0	0	0	0	0	0	0	0	0	0	0	2	1	1	0	0	0	0	
TOTALS		3	0	0	0	0	0	0	0.0	0.0	0	0	0	0	0	0	0	0	0	0	2	1	1	0	0	0	0	

SINGLE-GAME HIGHS: DEFENSIVE

Total Tackles 9 at New England Patriots, Jan 05, 2025

Solo Tackles 5 vs. New York Jets, Dec 29, 2024

Tackles For Loss 2 vs. New York Jets, Jan 04, 2026

Special Teams Tackles 3 at Pittsburgh Steelers, Nov 30, 2025

2025 GAME-BY-GAME REGULAR-SEASON STATISTICS (BILLS)

			TACKLES									INTERCEPTIONS					FUMBLES					ST					MISC			
DATE	OPP	P/S	TK	S	A	SK	YDS	TFL	YDS	QBH	NO	YDS	LG	TD	PD	FF	FR	TD	YDS	TK	S	A	FF	FR	S	A	W/L	SCORE		
09/07	Ravens	P	0	0	0	0.0	0.0	0	0	0	0	0	0	0	0	0	0	0	0	1	0	1	0	0	0	0	W	41-40		
09/14	at Jets	P	2	2	0	0.0	0.0	0	0	0	0	0	0	0	0	0	0	0	0	2	1	1	0	0	0	0	W	30-10		
09/18	Dolphins	P	0	0	0	0.0	0.0	0	0	0	0	0	0	0	0	0	0	0	0	0	0	0	0	0	0	0	W	31-21		
09/28	Saints	P	1	1	0	0.0	0.0	0	0	0	0	0	0	0	0	0	0	0	0	2	0	2	0	0	0	0	W	31-19		
10/05	Patriots	P	1	1	0	0.0	0.0	0	0	0	0	0	0	0	0	0	0	0	0	1	0	1	0	0	0	0	L	20-23		
10/13	at Falcons	P	0	0	0	0.0	0.0	0	0	1	0	0	0	0	0	0	0	0	0	2	2	0	0	0	0	0	L	14-24		
10/26	at Panthers	S	5	2	3	0.0	0.0	0	0	0	0	0	0	0	0	0	0	0	0	2	0	2	0	0	0	0	W	40-9		
11/02	Chiefs	P	0	0	0	0.0	0.0	0	0	0	0	0	0	0	0	0	0	0	0	1	1	0	0	0	0	0	W	28-21		
11/09	at Dolphins	P	0	0	0	0.0	0.0	0	0	0	0	0	0	0	0	0	0	0	0	0	0	0	0	0	0	0	L	13-30		
11/16	Buccaneers	P	0	0	0	0.0	0.0	0	0	0	0	0	0	0	0	0	0	0	0	2	0	2	0	0	0	0	W	44-32		
11/20	at Texans	P	0	0	0	0.0	0.0	0	0	0	0	0	0	0	0	0	0	0	0	1	0	1	0	0	0	0	L	19-23		
11/30	at Steelers	P	0	0	0	0.0	0.0	0	0	0	0	0	0	0	0	0	0	0	0	3	0	3	0	0	0	0	W	26-7		
12/07	Bengals	P	0	0	0	0.0	0.0	0	0	0	0	0	0	0	0	0	0	0	0	1	0	1	0	0	0	0	W	39-34		
12/14	at Patriots	P	0	0	0	0.0	0.0	0	0	0	0	0	0	0	0	0	0	0	0	1	1	0	0	0	0	0	W	35-31		
12/21	at Browns	P	0	0	0	0.0	0.0	0	0	0	0	0	0	0	0	0	0	0	0	0	0	0	0	0	0	0	W	23-20		
12/28	Eagles	P	0	0	0	0.0	0.0	0	0	0	0	0	0	0	0	0	0	0	0	0	0	0	0	0	0	0	L	12-13		
01/04	Jets	S	5	3	2	0.0	0.0	2	2	1	0	0	0	0	0	0	0	0	0	2	0	2	0	0	0	0	W	35-8		
2025 TOTALS			17-2	14	9	5	0.0	0.0	2	2	2	0	0	0	0	0	0	0	0	21	5	16	0	0	0	0	12-5			

**CB | 47**

CHRISTIAN BENFORD

BORN: September 21, 2000 | **HT:** 6-2 | **WT:** 205 | **4th year****COLLEGE:** Villanova**ACQUIRED:** Draft (2022, R6)**thetruecb_**

FIRST-AND-10

CHRISTIAN BENFORD was selected by the Bills in the sixth round (180th overall) in 2022. Benford became the first Villanova player to ever be drafted by the Bills. On April 2, 2025, Benford signed a four-year extension to remain in Buffalo through 2029.

SHOUTOUTS

- Vs. Cin. (12/7/25), intercepted Bengals QB Joe Burrow and returned it 63 yards for a TD. Became the first player in team history with defensive TDs in consecutive games.
- At Pit. (11/30/25), recorded his first defensive TD after returning a fumble recovery 17 yards and then intercepted Steelers QB Aaron Rodgers on the next drive. Earned defensive player of the week honors for the performance.
- In his third NFL season, earned one first-team All-Pro vote and 10 second team votes after playing in 15 regular season games and recording two INTs and 10 passes defended. Recorded his first career sack and forced a key fumble at Det. (12/15/24). Recorded his first INT of the 2024 season at Mia. (9/12/24). Added a second INT vs. NYJ (12/29/24).
- During his second NFL season in 2023, started 14-of-15 games in the regular season and one game in the playoffs. In the regular season, compiled 54 tackles (43 solo), two interceptions, 10 passes defended, three tackles for loss, two forced fumbles and a fumble recovery.
- During his first NFL season in 2022, started five-of-nine games played and accumulated 24 tackles, one INT and five passes defended. Tallied his first career INT vs. MIN (11/13/22). Started in his NFL debut at LAR (9/8/22).

PERSONAL

The son of Jewell Benford and the late Christel Perry. Has three sisters (Jewel, Aleasha & Courtney) and a brother (Sammy). Has a son, Calvin Benford. Attended Randallstown High School. In 2020 he earned CAA Commissioner's Academic Honor Roll, as well as Villanova's Athletic Director Honor Roll. Graduated with a degree in psychology, communications & sociology.

IF YOU HAVEN'T HERD

PLAYING FOR MORE

Benford grew up in Randallstown, Md., a suburb of Baltimore. During the spring 2021 season – the Wildcats season was moved from the fall because of the Covid-19 pandemic – Benford's mother, Christel, was hospitalized. Before a game against Stony Brook, Benford texted with his mom and thought she was doing well. Tragically, he found out after the game that she had suffered a medical setback and died. Loss has been a constant in Benford's life, which explains the heart tattoo on his right cheekbone. Half of it is colored in, the other half is not, signifying part of his heart being gone.

When asked how it could be that he didn't appear as a rookie to be afraid of any situation, Benford traced it back to those Maryland roots. "It's from where I grew up, the city," he said. "I'm going to be honest, when I was younger, I had confidence, but it was more so that I just wasn't afraid of anything. As I got older, I learned more about how to be more confident and continue to not be afraid. I continuously kept my confidence high. Regardless if you're first round, undrafted, sixth round, your confidence has to stay the same. My mindset (is) going to stay the same. I felt I could ball. I felt I could be the best. Regardless of the situation, my confidence always has me feeling that way."

(Buffalo News, Jay Skurski, June 11, 2023)

STYLISH SAFARI

(In March '25) Benford released his first children's book, *Stylish Safari The Adventures of Being You*. "I just wanted kids to have their own creativity," said Benford. "I'm always big on just being you, not trying to be somebody else, and whatever you like, you staying on it. It's not about what others like, it's what you feel."

THE STAMPEDE

Pregame ritual: Eat a Fruit Roll-Ups

Favorite food: Seafood

Favorite movie: Little Giants & Transformers

Favorite TV show: Good Times

Favorite musical artist: Honcho

Bucket list item: Sky diving

Skill he wants to learn: How to sing



CHRISTIAN BENFORD

CHRISTIAN BENFORD'S NFL REGULAR SEASON DEFENSIVE STATISTICS

			TACKLES										INTERCEPTIONS					FUMBLES					ST				MISC	
DATE	TEAM	GP	GS	TK	S	A	TFL	YDS	SK	YDS	QBH	NO	YDS	LG	TD	PD	FF	FR	TD	YDS	TK	S	A	FF	FR	S	A	
2022	Bills	9	5	24	17	7	1	4	0.0	0.0	0	1	35	35	0	5	0	0	0	0	0	0	0	0	0	0	0	0
2023	Bills	15	14	54	43	11	3	4	0.0	0.0	0	2	8	8	0	10	2	1	0	0	0	0	0	0	0	0	0	0
2024	Bills	15	15	63	49	14	3	17	1.0	8.0	1	2	30	24	0	10	2	1	0	43	1	1	0	0	0	0	0	0
2025	Bills	14	14	43	32	11	4	26	2.0	14.0	2	2	63	63	1	4	0	2	1	23	0	0	0	0	0	0	0	0
TOTALS		53	48	184	141	43	11	51	3.0	22.0	3	7	136	63	1	29	4	4	1	66	1	1	0	0	0	0	0	0

CHRISTIAN BENFORD'S NFL POSTSEASON DEFENSIVE STATISTICS

			TACKLES										INTERCEPTIONS					FUMBLES					ST				MISC	
DATE	TEAM	GP	GS	TK	S	A	TFL	YDS	SK	YDS	QBH	NO	YDS	LG	TD	PD	FF	FR	TD	YDS	TK	S	A	FF	FR	S	A	
2022	Bills	0	0	0	0	0	0	0	0.0	0.0	0	0	0	0	0	0	0	0	0	0	0	0	0	0	0	0	0	
2023	Bills	1	1	1	1	0	0	0	0.0	0.0	0	0	0	0	0	0	1	0	0	0	0	0	0	0	0	0	0	
2024	Bills	3	3	11	7	4	1	3	0.0	0.0	0	0	0	0	0	1	0	0	0	0	0	1	1	0	0	0	0	
TOTALS		4	4	12	8	4	1	3	0.0	0.0	0	0	0	0	0	1	1	0	0	0	0	1	1	0	0	0	0	

SINGLE-GAME HIGHS: DEFENSIVE

Total Tackles 9 vs. New York Giants, Oct 15, 2023
Solo Tackles 8 vs. New York Giants, Oct 15, 2023
Sacks 1.0 vs. Kansas City Chiefs, Nov 02, 2025
Passes Defensed 3 vs. Minnesota Vikings, Nov 13, 2022
Forced Fumbles 1 at Detroit Lions, Dec 15, 2024

Fumble Recoveries 1 at Pittsburgh Steelers, Nov 30, 2025
Tackles For Loss 1 vs. Kansas City Chiefs, Nov 02, 2025
Interceptions 1 vs. Cincinnati Bengals, Dec 07, 2025
Interception Return Yards 35 vs. Minnesota Vikings, Nov 13, 2022
Special Teams Tackles 1 vs. New York Jets, Dec 29, 2024

2025 GAME-BY-GAME REGULAR-SEASON STATISTICS (BILLS)

			TACKLES								INTERCEPTIONS						FUMBLES				ST				MISC				
DATE	OPP	P/S	TK	S	A	SK	YDS	TFL	YDS	QBH	NO	YDS	LG	TD	PD	FF	FR	TD	YDS	TK	S	A	FF	FR	S	A	W/L	SCORE	
09/07	Ravens	S	7	5	2	0.0	0.0	0	0	0	0	0	0	0	0	0	0	0	0	0	0	0	0	0	0	0	W	41-40	
09/14	at Jets	S	4	2	2	0.0	0.0	1	10	0	0	0	0	0	0	0	0	0	0	0	0	0	0	0	0	0	W	30-10	
09/18	Dolphins	S	4	3	1	0.0	0.0	0	0	0	0	0	0	0	0	0	0	0	0	0	0	0	0	0	0	0	W	31-21	
09/28	Saints	S	4	4	0	0.0	0.0	0	0	0	0	0	0	0	0	0	0	0	0	0	0	0	0	0	0	0	W	31-19	
10/05	Patriots	S	4	4	0	0.0	0.0	0	0	0	0	0	0	0	0	0	0	0	0	0	0	0	0	0	0	0	L	20-23	
10/13	at Falcons	S	3	2	1	0.0	0.0	0	0	0	0	0	0	0	0	0	0	0	0	0	0	0	0	0	0	0	L	14-24	
10/26	at Panthers	S	3	2	1	0.0	0.0	0	0	0	0	0	0	0	0	0	0	1	0	6	0	0	0	0	0	0	W	40-9	
11/02	Chiefs	S	3	2	1	1.0	6.0	1	6	1	0	0	0	0	0	0	0	0	0	0	0	0	0	0	0	0	W	28-21	
11/09	at Dolphins		ON INACTIVE LIST																									L	13-30
11/16	Buccaneers	S	1	1	0	0.0	0.0	0	0	0	0	0	0	0	0	0	0	0	0	0	0	0	0	0	0	0	W	44-32	
11/20	at Texans	S	3	1	2	0.0	0.0	0	0	0	0	0	0	0	0	0	0	0	0	0	0	0	0	0	0	0	L	19-23	
11/30	at Steelers	S	2	1	1	0.0	0.0	1	2	0	1	0	0	0	0	1	0	1	1	17	0	0	0	0	0	0	W	26-7	
12/07	Bengals	S	1	1	0	1.0	8.0	1	8	1	1	63	63	1	1	0	0	0	0	0	0	0	0	0	0	0	W	39-34	
12/14	at Patriots		INACTIVE																									W	35-31
12/21	at Browns	S	1	1	0	0.0	0.0	0	0	0	0	0	0	0	0	0	0	0	0	0	0	0	0	0	0	0	W	23-20	
12/28	Eagles	S	3	3	0	0.0	0.0	0	0	0	0	0	0	0	0	2	0	0	0	0	0	0	0	0	0	0	L	12-13	
01/04	Jets		DID NOT PLAY (NON-INJURY)																									W	35-8
2025 TOTALS			14-14	43	32	11	2.0	14.0	4	26	2	2	63	63	1	4	0	2	1	23	0	0	0	0	0	0	0	12-5	

**LB | 8**

TERREL BERNARD

BORN: May 7, 1999 | **HT:** 6-1 | **WT:** 224 | **4th year****COLLEGE:** Baylor**ACQUIRED:** Draft (2022, R3) **TerrelBernard_2** **TerrelBernard_2**

FIRST-AND-10

TERREL BERNARD is entering his fourth year with the Bills after being selected in the third round (89th overall) in 2022 after spending his collegiate career at Baylor. He signed an extension in 2025 extending his stay in Buffalo through 2029. Bernard has recorded 247 total tackles from 2023-24 which ranks 8th in the AFC.

SHOUTOUTS

- Collected 104 total tackles in 2024, marking his second consecutive year with 100+ tackles.
- His forced fumble and fumble recovery vs BAL (1/19/25) set up an ensuing score for the Bills in the AFC Divisional round securing a win.
- Recorded a game sealing INT vs KC (11/17/24) picking off Patrick Mahomes in the final minutes of the game and added a sack. It was the second INT and sack combo of his career at WAS (9/24/23).
- Caught his first interception of 2024 picking off C.J. Stroud at HOU (10/6/24) and collected one pass defended and five total tackles.
- In 2023, Bernard joined Greg Lloyd 1989 (PIT), Richard Dent 1990 (CHI), Seth Joyner 1991 (PHI) as the only players since 1982 to have recorded 6+ sacks, 3+ INTs and 3+ fumble recoveries in one season.
- Finished the 2023 season with a team high 143 total tackles, the most tackles by any Bill in a season since 2017 (Preston Brown-144).
- Totaled 6.5 sacks in 2023, the highest by a Bills linebacker since Lorenzo Alexander had 6.5 in 2018.
- Caught his third interception of the season, picking off Jalen Hurts at PHI (11/26/23) and collected five tackles and reached the 100-tackle milestone for the first time in his career.

PERSONAL

The son of Laura Bernard. Graduated with a degree in health, kinesiology and leisure studies. Pursuing a master's degree in sports management. He and his fiancé Tayler got engaged in March of 2024 and she is a doctor of physical therapy.

IF YOU HAVEN'T HERD

RECHARGE

After each season Terrel likes to take at least one vacation in which he titles 'recharge.' This past season he chose Tulum, Mexico where swam with dolphins and spent time eating tacos and relaxing on the beach, which was made better with his fiancé Tayler and closed on a new house. The year prior the two spent time in Turks and Caicos in which he described as 'a time to be had.' "Yeah after a season you want to spend time just trying to get your body and your mind right and the beach or spending time with family is a nice reset and you get a second wind to prepare for the upcoming season. It's a blessing I don't take a single moment for granted and try to enjoy every single day and being present with them."

HELPING HAND

The Each year, thousands of men, women and children in Western New York turn to the Buffalo City Mission for a second chance. They start by welcoming them with the basics: a good, nourishing meal, a clean bed in a safe shelter and any other physical needs people have when they come for help. They work to pull homelessness and poverty out of people's lives by the roots – addressing their long-term trauma through education and life skill classes, Christ-centered counseling and spiritual guidance so they can heal, inside and out.

This offseason Terrel has spent some time with them and gave his thoughts..."I had a great time, being able to use my platform and give back is always nice to do because you have a chance to smile on someones face."

"Seeing the less fortunate and listening to their stories is so impactful. Cause that's what it's about they want someone to hear them. Hearing their plans to move forward to continue to persevere push through and try to make change. It's something that I want to be a part of because that's just being a human being. Being there for people when they are in need and lending a helping hand, while at Baylor I did a bit of it in Waco but now I have a bit more free time on my hands so I try and get out when I can."



TERREL BERNARD

THE CAPTAIN

For the start of the 2024 season Terrel Bernard was selected by his peers as one of two captains of the Bills.

"It's an honor and one I don't take lightly, to be in a room with All-Pros, Hall of Famers and just NFL players in general, it means a lot. I just want to go out there everyday and compete and continue to lead by example continue to communicate properly." He echoed this to Tim Graham of the Athletic. "My focus is on finding ways to improve, not just me, but everybody in that building. It's time to take another step and excel from last year."



LEAD THE WAY

Bernard didn't just earn the respect of his teammates at Baylor because of his all-Big 12 caliber play. He also earned it through the hard work he put in to overcome injuries and through his ability to lead others.

He didn't show up at Baylor ready to lead as a freshman and made sure to observe the veterans ahead of him to see the right way to do things.

"I think it's something you learn," Bernard said to the Waco Tribune-Herald. "It helps to see other leaders and take things from them. So I think I've taken bits and pieces from players and coaches, and people outside of football. I kind of tried to implement that into my personality and try to get the best from people around me. I think that's what being a leader is all about."

"Terrel is a physical and a tough guy," Baylor head coach Dave Aranda said. "He feels a lot, and he's got a great heart, and I think things really matter to him. It's more than lip service with him."

THE STAMPEDE

Favorite food: Steak Alfredo from

Ricks on Main in East Aurora

Hobbies: Painting

Spirit Animal: A gray wolf

Hidden talent: Can juggle

Favorite movie: Training Day

Dinner with a famous person:

Martin Luther King Jr.

Favorite musical artist: Drake

Bucket list item: Visit Africa

Favorite thing to do on off day:

Fortnite with wife Tayler

First car: 1999 Green Jeep Wrangler

Conspiracy theory: Aliens exist

Favorite vacation spot: Turks and Caicos

Pet peeve: Sloppiness/Unorganized

Dream sporting event: The Masters

Go to gas station snack: Honey Buns

Favorite TV show: Breaking Bad

Little known fact: Mother and grandfather were D1 Athletes



BUFFALO TRACKS

BILLS SINGLE SEASON TACKLE LEADERS

Player	Tackles
1. Kiko Alonso, 2013	159
2. London Fletcher, 2005	158
3. Chris Spielman, 1996	157
4. Paul Posluszny, 2010	151
t-5. Zach Brown, 2016	149
t-5. London Fletcher, 2002	149
7. London Fletcher, 2006	146
t-8. Preston Brown, 2017	144
t-8. London Fletcher, 2004	144
10. Terrel Bernard, 2023	143

MOST INTS BY A LB SINCE 2023

Player	Interceptions
1. Tremaine Edmunds, CHI	7
t-2. Terrel Bernard, BUF	6
t-2. Fred Warner, SF	6
t-2. Robert Spillane, NE	6
5. Five players tied	4

**S | 24**

COLE BISHOP

BORN: October 24, 2002 | **HT:** 6-2 | **WT:** 206 | **2nd year****COLLEGE:** Utah**ACQUIRED:** Draft (2024, R2) **Cole_bishop_8** **colebishop8**

FIRST-AND-10

COLE BISHOP was selected by the Bills in the second round (60th overall) in 2024. Bishop played in 35 games at Utah and was a 2023 Jim Thorpe Award Semifinalist.

SHOUTOUTS

- Started all 17 regular season games and led the Bills with 85 tackles and 3 interceptions in 2025.
- One of three players (Dewin James - LAC & Devin Bush - CLE) in the NFL in 2025 with 75+ tackles, 2+ sacks and 3+ interceptions.
- Recorded his first career INT vs. NO (9/28/25).
- Took down Jets QB Tyrod Taylor for a 10-yard loss, notching his first-career sack (9/14/25).
- Started in the AFC Championship game at Kansas City (1/26/25) and led the Bills with 10 tackles.
- Made 4 starts in 16 regular season games played in 2024. Tallied 34 tackles (23 solo), 2 passes defended and a TFL. Also tied for the team lead with 6 special teams tackles.
- Made his first career start at HOU (10/6/24).
- Made his NFL debut at MIA (9/13/24).
- Played in 35 career games (29 starts) at Utah. Collected 197 total tackles, 21.5 TFLs, 7.5 sacks, three INTS and 14 passes defended. Three-time Pac-12 All-Conference (2023 Second Team; 2021 and 2022 Honorable Mention).
- Played in 11 regular season games, starting 10 in 2023. Led the Utah secondary with 60 tackles (6.5 TFL, 3.0 sacks). His 9.5 third-down stops were tied for most on the team.

PERSONAL

Son of Richard and Vicki Bishop. Has one brother, Jake. Was born in Massachusetts. Attended Starr's Mills HS (GA) and also played lacrosse. Majored in communications at Utah. Has a bernese mountain dog named Buck.

IF YOU HAVEN'T HERD

21ST CENTURY RECRUITING

In Exhibit A of 21st century recruiting, [Morgan] Scalley – Utah's defensive coordinator and safeties coach – reached out to Bishop on Twitter.

There isn't exactly a Georgia-to-Utah pipeline for the Utes' program – last season, Bishop and receiver Munir McClain were the only Georgia natives on the roster and McClain was a transfer from former Pac-12 rival USC.

Utah recruiting assistants, who spend hours grinding on high school video to unearth players from outside their main focus area, presented Scalley with Bishop's highlights.

"They know who I'm looking for – tough, smart guys who are a little bit underrecruited but have the skill set and mindset to play in our program," Scalley said. "You could tell footwork-wise and technique-wise, there was (work to be done), but when he drove and broke on the football, he showed a lot of lateral quickness and physicality. I just loved him as a football player."

Scalley messaged Bishop on Twitter.

"Any other year than Covid (2020), that's not normal because you can go out and see a player in-person," Scalley said. "With Cole, you have to go off what you saw on film and that can be tough sometimes because you then see them in-person and you're like, 'Oh, they're not as athletic as they looked on film.' Everyone was going through that and it's taking a leap of faith and trusting the (high school) coach that they're giving you the correct height and weight." (**The Buffalo News, Ryan O'Halloran, May 5, 2024**)

THE STAMPEDE

Favorite player growing up: Eric Weddle

Dream vacation spot: Aruba

Favorite musician: Luke Combs

Go-to breakfast spot: The Park Cafe in Salt Lake City

Bucket list item: Play Augusta

**DE | 97**

JOEY BOSA

BORN: July 11, 1995 | **HT:** 6-5 | **WT:** 280 | **10th year****COLLEGE:** Ohio State**ACQUIRED:** Free Agent (2025)

jbbigbear

jbbigbear

FIRST-AND-10

JOEY BOSA signed a one-year contract with the Bills in 2025. A five-time Pro Bowl selection and the NFL's defensive rookie of the year in 2016, Bosa registered 72 sacks in 107 games with the Chargers from 2016-24. He was the 3rd overall selection of San Diego in 2016 after earning All-America honors at Ohio State in both 2014 and 2015.

SHOUTOUTS

- Led the NFL with 5 forced fumbles in 2025, which also tied the team record last set by Aaron Schobel in 2007.
- Became only the 3rd Bill with 5+ sacks and 5+ forced fumbles in a season, joining Bruce Smith and Schobel.
- Forced a fumble on a sack of Aaron Rodgers at Pit. (11/30/25), that was returned 17 yards for a TD by Christian Benford.
- Forced 2 fumbles for the first time in career at NYJ (9/14/25). Recorded sack of Justin Fields, his first as a Bill.
- Finished tenure with the Chargers ranked 2nd in franchise history with 72 sacks behind only Leslie O'Neal (105.5).
- During 9-year stint in San Diego/Los Angeles, posted 343 tackles, 17 forced fumbles and 4 fumble recoveries.
- Set an NFL record for most sacks by a player in their first 20 games with 19.
- Posted 50th career sack in his 67th game, becoming the fastest Charger to reach 50 sacks in team history.
- Led the NFL with 7 strip sacks in 2021, which was the most by any player in a season since 2010.
- Posted 10+ sacks in 3 of first 4 NFL seasons, trailing only Hall of Fame pass rushers Dwight Freeney, Derrick Thomas, and Reggie White (all did so in each of their first 4 seasons).
- Recorded a career-high 3 sacks of Josh Allen as well as a fumble recovery at Buf. (11/29/20).
- In final season with the Chargers in 2024, tallied 5 sacks along with 13 QB hits and 2 forced fumbles in 14 games.

IF YOU HAVEN'T HERD

GAME OF THRONES CAMEO

In the 2019 offseason, Bosa appeared as an extra in the final season of "Game of Thrones." He flew to Belfast, Northern Ireland. "It was a lot of work and time. It was freezing cold in Belfast in the middle of the night," he recalled.

TYPICAL BROTHERLY LOVE

Nick Bosa grew up with no choice but to tussle with his brother, who is 27 months older. Their backyard recreation invariably became competitive and physical, from the trampoline to the basketball hoop in the swimming pool. Games often ended with Nick returning to the house in tears. And on the rare occasions when Nick won, well, Joey was not the most gracious loser. "I was a total a--hole," Joey said. "I would just beat him up if I lost. It probably toughened him up, for sure."

Joey and Nick were three grades apart, so they spent only one season as teammates. That was in 2012 at St. Thomas Aquinas in Fort Lauderdale, FL, when Joey was a senior and Nick was a 215-pound freshman, holding his own as the varsity nose tackle. **(Ron Kroichick, SF Chronicle, Dec. 7, 2019)**

THE STAMPEDE

Favorite restaurant: French Laundry in California**Favorite athlete growing up:** Peyton Manning**Favorite movie:** There Will Be Blood**Fun fact:** Has 2 different colored eyes**Dream sporting event to attend:** The Masters**Favorite musical artist:** Deftones**Favorite snack from a gas station:** Popcorn

PERSONAL

He and his fiancée, Amanda, have a dog named Sasha. Is the son of John and Cheryl Bosa. John played with the Dolphins from 1987-90. His younger, brother, Nick, is a Pro Bowl defensive end for the 49ers. His cousin, Jake Kumerow, played wide receiver for the Bills from 2020-22. His uncle, Eric Kumerow, played linebacker for the Dolphins and Bears. Competed in football and basketball at St. Thomas Aquinas HS in Fort Lauderdale, FL.



JOEY BOSA'S NFL REGULAR SEASON DEFENSIVE STATISTICS

				TACKLES								INTERCEPTIONS					FUMBLES				ST				MISC		
DATE	TEAM	GP	GS	TK	S	A	TFL	YDS	SK	YDS	QBH	NO	YDS	LG	TD	PD	FF	FR	TD	YDS	TK	S	A	FF	FR	S	A
2016	Chargers	12	11	41	29	12	17	85	10.5	71.5	21	0	0	0	0	0	0	0	0	0	0	0	0	0	0	0	0
2017	Chargers	16	16	70	54	16	11	48	12.5	66.0	21	0	0	0	0	1	4	1	0	0	0	0	0	0	0	0	0
2018	Chargers	7	6	23	18	5	7	49	5.5	42.5	9	0	0	0	0	0	0	1	0	0	0	0	0	0	0	0	0
2019	Chargers	16	16	67	48	19	18	77	11.5	78.5	31	0	0	0	0	0	1	0	0	0	0	0	0	0	0	0	0
2020	Chargers	12	10	39	29	10	15	66	7.5	48.0	27	0	0	0	0	1	0	1	0	0	0	0	0	0	0	0	0
2021	Chargers	16	16	51	36	15	5	34	10.5	70.0	20	0	0	0	0	0	7	0	0	0	0	0	0	0	0	0	0
2022	Chargers	5	4	10	8	2	3	24	2.5	22.5	6	0	0	0	0	0	1	0	0	0	0	0	0	0	0	0	0
2023	Chargers	9	5	20	14	6	6	47	6.5	59.0	9	0	0	0	0	1	1	1	0	0	0	0	0	0	0	0	0
2024	Chargers	14	9	22	17	5	5	26	5.0	24.0	13	0	0	0	0	0	2	0	0	0	0	0	0	0	0	0	0
2025	Bills	15	15	29	17	12	9	50	5.0	40.0	16	0	0	0	0	2	5	0	0	0	0	0	0	0	0	0	0
TOTALS		122	108	372	270	102	96	506	77.0	522.0	173	0	0	0	0	5	22	4	0	0	0	0	0	0	0	0	0

JOEY BOSA'S NFL POSTSEASON DEFENSIVE STATISTICS

		TACKLES										INTERCEPTIONS					FUMBLES				ST				MISC			
DATE	TEAM	GP	GS	TK	S	A	TFL	YDS	SK	YDS	QBH	NO	YDS	LG	TD	PD	FF	FR	TD	YDS	TK	S	A	FF	FR	S	A	
2018	Chargers	2	2	3	2	1	1	6	1.0	6.0	2	0	0	0	0	0	0	0	0	0	0	0	0	0	0	0	0	0
2022	Chargers	1	1	1	1	0	0	0.0	0.0	0.0	1	0	0	0	0	0	0	0	0	0	0	0	0	0	0	0	0	0
2024	Chargers	1	1	2	1	1	1	5	1.0	5.0	1	0	0	0	0	0	0	0	0	0	0	0	0	0	0	0	0	0
TOTALS		4	4	6	4	2	2	11	2.0	11.0	4	0	0	0	0	0	0	0	0	0	0	0	0	0	0	0	0	0

SINGLE-GAME HIGHS: DEFENSIVE

Total Tackles 9 at Buffalo Bills, Nov 29, 2020
Solo Tackles 8 at Buffalo Bills, Nov 29, 2020
Sacks 3.0 at Buffalo Bills, Nov 29, 2020
Passes Defensed 1 at New England Patriots, Dec 14, 2025

Forced Fumbles 2 at New York Jets, Sep 14, 2025
Fumble Recoveries 1 at Buffalo Bills, Nov 29, 2020
Tackles For Loss 6 at Buffalo Bills, Nov 29, 2020

[illegible]

**T | 79**

SPENCER BROWN

BORN: February 28, 1998 | **HT:** 6-8 | **WT:** 311 | **5th year****COLLEGE:** Northern Iowa**ACQUIRED:** Draft (2021, R3) **TooTallo_o** **skbrown8**

FIRST-AND-10

SPENCER BROWN signed a four-year contract extension with the Bills on September 6, 2024, tying him to the team through 2028. Brown was drafted by Buffalo in the third round (93rd overall) of the 2021 draft. Prior to joining the Bills, he played at Northern Iowa from 2016-20. Brown is the first Bill ever drafted from Northern Iowa.

SHOUTOUTS

- Started 13 games (14 appearances) at RT in 2025.
- Started 15 games at RT in 2024 for an offensive line that only allowed an NFL-best 14 sacks, the fewest by any team since 2009.
- Has started all nine career playoffs games he's appeared in at RT.
- Named the Bills' 2024 Ed Block Courage Award winner.
- Started all 17 regular season games at RT in 2023 for a Bills offensive line that allowed the fewest amount of sacks in the league (24). Paved the way for RB James Cook who ranked second in the AFC with 1,122 rushing yards.
- Started 14 regular season games and both playoff matchups in 2022.
- As a rookie in 2021, started 10 games in the regular season and two playoff contests.
- Made first NFL start vs. HOU (10/4/21).

BUFFALO TRACKS

REGULAR SEASON GAMES PLAYED/STARTED

2021 (Buf, 13/10), 2022 (Buf, 14/14), 2023 (Buf, 17/17), 2024 (Buf, 15/15), 2025 (Buf, 14/13) ... Totals (73/69)

POST-SEASON GAMES PLAYED/STARTED

2021 (Buf, 2/2), 2022 (Buf, 2/2), 2023 (Buf, 2/2), 2024 (Buf, 3/3) ... Totals (9/9).

IF YOU HAVEN'T HERD

LOYALTY TO NORTHERN IOWA

When the Missouri Valley Conference postponed the 2020 season to the spring of 2021 due to the COVID-19 pandemic, it was a true shot to the gut of Spencer Brown. Everything had been building to his senior year. He had high hopes not just for himself individually, but also for his team. From his point of view, Northern Iowa had a real chance at a championship.

When the news broke, coaches from Power 5 schools started reaching out to Brown in hopes he was going to transfer in order to bolster his draft stocks. Brown quickly put that to bed because there was no way he was going to be a part of anything that wasn't at Northern Iowa.

"I am not going to let someone else reap the benefits of what UNI did for me," he wrote on his Twitter account. "I did not want to go somewhere and be under a system of guys that didn't like me from the start. I'd never do that."

"It's as simple as that," Brown said to The Athletic. "I can't imagine playing with a bunch of guys that aren't my guys here."

PERSONAL

The son of Liz Jessen and Kurt Brown. Has two siblings, Erica and Garrett. Earned a degree in communication from Northern Iowa. Competed in football, basketball, baseball, golf and track in high school.

THE STAMPEDE

Favorite movie: Miracle**Favorite food:** Anything BBQ**First job:** Mowing lawns**Favorite athletes:** Peyton Manning and Walter Payton**Favorite actor:** Matthew McConaughey**Favorite ice cream flavor:** Strawberry**Favorite TV show:** Peaky Blinders

**WR | O**

KEON COLEMAN

BORN: May 17, 2003 | **HT:** 6-3 | **WT:** 213 | **2nd year****COLLEGE:** Florida State**ACQUIRED:** Draft (2024, R2) **keoncoleman6** **keoncoleman3**

FIRST-AND-10

KEON COLEMAN was selected by the Bills in the second round in 2024. Coleman, who earned first-team All-ACC honors in 2023, became the second wide receiver from Florida State ever drafted by Buffalo (Kevin Knox in 1994).

SHOUTOUTS

- Had 112 receiving yards and a touchdown on a career-high eight receptions vs BAL (9/7/25).
- Hauled in 5 receptions for 70 yards at SEA (10/27/24) and collected his third touchdown catch of the season.
- Hauled in a career-high 125 receiving yards vs TEN (10/20/24) on 4 rec (T-career-high). Most receiving yards by a Bills rookie since Sammy Watkins in Week 14, 2014 (127).
- Had a 49-yard TD at HOU (10/6/24) which was the longest TD reception by a Bills rookie since Gabe Davis in 2020 Week 17 vs. Miami (56 yards).
- Caught his first touchdown pass on a 24-yard strike from Josh Allen in the win vs JAX (9/23/24).
- Had a team high 4 receptions and 51 yards in his NFL debut vs ARI (9/8/24) he also recorded a game high 28 yard reception that set the Bills up for a touchdown score.
- Played his one and only season at Florida State in 2023 and finished with 50 catches for 658 yards and 11 touchdowns, while posting 25 punt returns for 300 yards. Earned first-team All-ACC honors as a wide receiver, all-purpose player and return specialist. Also was a second-team All-America selection by Sports Illustrated and Fox Sports.
- Spent two seasons (2021-22) at Michigan State and caught 65 passes for 848 yards and 8 TDs before transferring to Florida State.
- Registered 9 catches for 140 yards and a TD vs. Syracuse (10/14/23), including a career-long 58-yard grab for a score. Also had a 72-yard punt return.
- Recorded 7 receptions for 66 yards and 2 touchdowns at Wake Forest (10/28/23).

IF YOU HAVEN'T HERD

KEON COLEMAN FAMILY FOUNDATION

"It's always been a thought," Coleman said. "Growing up, always wanted to be able to give back to whatever community I got drafted to and show love to them, show that appreciation to all the fans that come out and support me on Sunday and my teammates. The basis behind it is, I don't have a set cause for whatever individual thing is, but I like the Big Brother Big Sister programs, Boys and Girls programs, after school programs, so pretty much just a variety of different things in the community to help give back to the kids."

Coleman said that when he got drafted, his number one goal was to be able to give back to whichever community drafted him. "The Keon Coleman Family Foundation was established out of a deep sense of gratitude and a lifelong commitment to service. Its mission is to strengthen communities by empowering youth, providing resources, and creating opportunities for personal growth. Through mentorship, support programs, and positive role models, the foundation strives to inspire the next generation and help them become leaders in their communities," the website says.

From the mission statement on the website, Coleman believes that youth across the country have untapped potential and with the right encouragement, that can lead to growth. Coleman has also benefitted from having mentorship in his life and is passionate about providing those same opportunities for others through his foundation.

(Dorian Alerte, buffaloills.com, November 21, 2024)

PERSONAL

Is the son of Ravin Savoy. Has an older brother, Kalin, who has "pretty much been my trainer, my brother, part father figure. He's just been everything helping me with all that," Coleman told WLNS.com in 2022. Named an all-state performer in both football and basketball at Opelousas (LA) Catholic School. Earned second-team all-state honors in basketball his junior year after averaging 26.0 points per game. Hobbies include golf and playing the guitar. Also competed in track and field. Majored in communications.



WR | O KEON COLEMAN

SHE DESERVES THE CREDIT

Coleman is the son of a single mom, Ravin Savoy, who raised five children. Times were tough. The streets were tougher. She sought help from folks like Randy Livingston, his AAU basketball coach and longtime family friend, and Jonathan Fisher to help with her two daughters and to keep her three boys from finding trouble.

"He's had hardships that most kids would struggle with," said Fisher, a director at Hope for Opelousas, a non-profit focused on community development, outreach and support. "He made it because of his mom. She did everything to make sure he never got away. She used resources like us."

"It's been so many years of him against everybody else," said Savoy, through some tears. "It's always him against everybody else. No one believed in him. Even them from his home place."
(Ross Dellenger, Yahoo.com, September 4, 2023)

BREAKFAST AT THE WAFFLE HOUSE

"Waffle House is a way of life in Opelousas. I know people in Atlanta take it serious but in Opelousas? We really like that. It's to a point where we an just walk in and the folks behind the counter just say 'hi' and get to cooking your usual order. We have St. Landry Parish (regional airport) and the RaceTrac (gas station) and Waffle House. People from Lafayette come up to us cause they know how we get down in that place. It got to point one day where I went behind the counter had the sleeve on and made my own sausage egg and cheese grit bowl with a pork chop with no fat."

THE STAMPEDE

Favorite food: Pork Cops with rice and gravy

Hobbies: Golf, bowling, basketball and pickleball

Favorite athlete : Kobe Bryant

Gas station snack: Powered donuts

Favorite TV show: Martin

Bucket list item: Swim with sharks

Favorite musical artist: Adele, Polo G and Rod Wave

First car: 2007 Nissan Altima



KEON COLEMAN'S NFL REGULAR SEASON RUSHING/RECEIVING STATISTICS

				RECEIVING					RUSHING				
DATE	TEAM	GP	GS	NO.	YDS.	AVG.	LG	TD	NO.	YDS.	AVG.	LG	TD
2024	Bills	13	12	29	556	19.2	64	4	1	9	9.0	9	0
2025	Bills	13	6	38	404	10.6	37	4	0	0	0.0	0	0
TOTALS		26	18	67	960	14.3	64	8	1	9	9.0	9	0

KEON COLEMAN'S NFL POSTSEASON RUSHING/RECEIVING STATISTICS

				RECEIVING					RUSHING				
DATE	TEAM	GP	GS	NO.	YDS.	AVG.	LG	TD	NO.	YDS.	AVG.	LG	TD
2024	Bills	3	2	3	22	7.3	12	0	0	0	0.0	0	0
TOTALS		3	2	3	22	7.3	12	0	0	0	0.0	0	0



SINGLE-GAME HIGHS: RUSHING/RECEIVING

Longest Runs 9 at New England Patriots, Jan 05, 2025
Receptions 8 vs. Baltimore Ravens, Sep 07, 2025
Receiving Yards 125 vs. Tennessee Titans, Oct 20, 2024
Receiving Average 31.3 vs. Tennessee Titans, Oct 20, 2024
Longest Receptions 64 at Detroit Lions, Dec 15, 2024
Receiving TDs 1 at Miami Dolphins, Nov 09, 2025

All-Purpose Yards 125 vs. Tennessee Titans, Oct 20, 2024
Punt Return Yards 6 at Carolina Panthers, Oct 26, 2025
Longest Punt Return 6 at Carolina Panthers, Oct 26, 2025
Punt Returns 1 vs. New York Jets, Jan 04, 2026
Most TDs 1 at Pittsburgh Steelers, Nov 30, 2025
Scrimmage Yards 125 vs. Tennessee Titans, Oct 20, 2024

2025 GAME-BY-GAME REGULAR-SEASON STATISTICS (BILLS)

			RECEIVING					RUSHING						
DATE	OPPONENT	P/S	NO.	YDS.	AVG.	LG	TD	NO.	YDS.	AVG.	LG	TD	W/L	SCORE
09/07	Ravens	S	8	112	14.0	25	1	0	0	0.0	0	0	W	41-40
09/14	at Jets	S	3	26	8.7	12	0	0	0	0.0	0	0	W	30-10
09/18	Dolphins	S	3	20	6.7	8	0	0	0	0.0	0	0	W	31-21
09/28	Saints	S	3	45	15.0	20	0	0	0	0.0	0	0	W	31-19
10/05	Patriots	P	4	23	5.8	13	1	0	0	0.0	0	0	L	20-23
10/13	at Falcons	P	3	11	3.7	7	0	0	0	0.0	0	0	L	14-24
10/26	at Panthers	P	3	30	10.0	14	0	0	0	0.0	0	0	W	40-9
11/02	Chiefs	S	2	17	8.5	11	0	0	0	0.0	0	0	W	28-21
11/09	at Dolphins	S	3	46	15.3	35	1	0	0	0.0	0	0	L	13-30
11/16	Buccaneers		ON INACTIVE LIST										W	44-32
11/20	at Texans		INACTIVE										L	19-23
11/30	at Steelers	P	2	9	4.5	8	1	0	0	0.0	0	0	W	26-7
12/07	Bengals	P	2	16	8.0	8	0	0	0	0.0	0	0	W	39-34
12/14	at Patriots	P	0	0	0.0	0	0	0	0	0.0	0	0	W	35-31
12/21	at Browns		INACTIVE										W	23-20
12/28	Eagles		INACTIVE										L	12-13
01/04	Jets	P	2	49	24.5	37	0	0	0	0.0	0	0	W	35-8
2025 TOTALS		13-6	38	404	10.6	37	4	0	0	0.0	0	0	12-5	

**RB | 4**

JAMES COOK III

BORN: September 25, 1999 | **HT:** 5-11 | **WT:** 190 | **4th year****COLLEGE:** Georgia**ACQUIRED:** Draft (2022, R2) **thegreat_4** **__thegreat4**

FIRST-AND-10

JAMES COOK III was selected by the Bills in the second round (63rd overall) in 2022. On August 13, 2025 he signed a four-year extension extending his stay in Buffalo until 2029. The 2025 NFL's rushing leader is a three-time Pro Bowler and is the first Bill to lead the NFL in rushing since O.J. Simpson in 1976.

SHOUTOUTS

- Finished the 2025 season as the NFL's leading rusher with 1,621 rushing yards. His 1,621 rushing yards ranks third in team history for the most rushing yards in a single season and marking the most rushing yards by a Bill since 1975 (O.J. Simpson - 1,817).
- Surpassed 1,000 rushing yards for a third consecutive season. Becoming the third Bill in team history to rush for 1,000 yards in three consecutive seasons, joining Thurman Thomas (8 consecutive seasons) and O.J. Simpson (5).
- Set a career-high with 216 rushing yards (at CAR 10/26/25), the most rushing yards by a Bill since November 25, 1976, when O.J. Simpson logged 273 yards. He became the first Bill to surpass 200-yards rushing since 2009.
- Rushed for a TD in eight consecutive regular season games, establishing a new team record. Became the fourth NFL player since 1990 to begin a season with three games with 100+ yards and a rushing TD.
- Tied for the league lead in rushing TDs with 16 in 2024, tying O.J. Simpson (1975) for the most in a single season in team history. His improvement of +14 in rushing TDs (2 in 2023 to 16 in 2024) is tied for the third-largest improvement all-time.
- Had 1,122 rushing and 445 receiving yards. He and Christian McCaffrey (SF) were the only players in the NFL with 1,100+ rushing and 400+ receiving yards in 2023.

PERSONAL

Is the younger brother of Dalvin Cook. Majored in housing management & policy during his time at the University of Georgia. The son of Varondria Burnett and the late James Cook.

IF YOU HAVEN'T HERD

NEVER GIVE UP

During the offseason James Cook III had the opportunity to speak at a high school graduation in NYC. When asked about what it meant to him and how it came about, the man of 'many' words said "They reached out, you know, because they don't have a lot of money. Just did it out of the kindness of my heart to give back." Cook spoke to "30 or 40" kids during the graduation and it was in the middle of the school parking lot.

The message he wanted to relay to the kids who may be battling with their own demons, "Just never give up."

(Adam Zientek, atozsports.com, 6/27/23)

THE STAMPEDE

Favorite food: Chicken cooked anyway

Hobbies: Talk on the phone with his daughter

Favorite item of clothing: All of his shoes

Favorite ice cream: Vanilla or Strawberry

Pregame ritual: Listen to music

Favorite musical artist: Lil Durk

Dream vacation spot: Aruba



BUFFALO TRACKS

NFL RUSHING TD LEADERS SINCE 2024

Player	Touchdowns
1. Derrick Henry, BAL	32
t-2. Jahmyr Gibbs, DET	29
t-2. Jonathan Taylor, IND	29
t-4. James Cook III, BUF	28
t-4. Josh Jacobs, GB	28

AFC SCRIMMAGE YARDS SINCE 2023

Player	Yards
1. Derrick Henry, BAL	5,240
2. James Cook III, BUF	4,746
3. Jonathan Taylor, IND	4,424
4. Ja'Marr Chase, CIN	4,376
5. Breece Hall, NYJ	4,359



JAMES COOK III'S NFL REGULAR SEASON RUSHING/RECEIVING STATISTICS

				RUSHING					RECEIVING				
DATE	TEAM	GP	GS	NO.	YDS.	AVG.	LG	TD	NO.	YDS.	AVG.	LG	TD
2022	Bills	16	0	89	507	5.7	33	2	21	180	8.6	41	1
2023	Bills	17	13	237	1,122	4.7	42	2	44	445	10.1	48	4
2024	Bills	16	16	207	1,009	4.9	65†	16	32	258	8.1	28	2
2025	Bills	17	17	309	1,621	5.2	64†	12	33	291	8.8	51	2
TOTALS		66	46	842	4,259	5.1	65†	32	130	1,174	9.0	51	9

JAMES COOK III'S NFL POSTSEASON RUSHING/RECEIVING STATISTICS

				RUSHING					RECEIVING				
DATE	TEAM	GP	GS	NO.	YDS.	AVG.	LG	TD	NO.	YDS.	AVG.	LG	TD
2022	Bills	2	0	17	52	3.1	13	1	0	0	0.0	0	0
2023	Bills	2	2	36	140	3.9	12	0	8	26	3.3	8	0
2024	Bills	3	3	53	272	5.1	33	3	6	64	10.7	23	0
TOTALS		7	5	106	464	4.4	33	4	14	90	6.4	23	0

SINGLE-GAME HIGHS: RUSHING/RECEIVING

Rush Attempts 32 at Pittsburgh Steelers, Nov 30, 2025
Rushing Yards 216 at Carolina Panthers, Oct 26, 2025
Rushing Average 11.4 at Carolina Panthers, Oct 26, 2025
Longest Runs 65† vs. San Francisco 49ers, Dec 01, 2024
Rushing TDs 2 at Cleveland Browns, Dec 21, 2025
Receptions 6 at Philadelphia Eagles, Nov 26, 2023
Receiving Yards 83 at Kansas City Chiefs, Dec 10, 2023

Receiving Average 22.0 vs. Tampa Bay Buccaneers, Nov 16, 2025
Longest Receptions 51 vs. Baltimore Ravens, Sep 07, 2025
Receiving TDs 1 at New England Patriots, Dec 14, 2025
All-Purpose Yards 221 vs. Dallas Cowboys, Dec 17, 2023
Most TDs 3 at New England Patriots, Dec 14, 2025
Scrimmage Yards 221 vs. Dallas Cowboys, Dec 17, 2023



RB | 4

JAMES COOK III

2025 GAME-BY-GAME REGULAR-SEASON STATISTICS (BILLS)

DATE	OPPONENT	P/S	RUSHING					RECEIVING					W/L	SCORE
			NO.	YDS.	AVG.	LG	TD	NO.	YDS.	AVG.	LG	TD		
09/07	Ravens	S	13	44	3.4	11	1	5	58	11.6	51	0	W	41-40
09/14	at Jets	S	21	132	6.3	44†	2	1	3	3.0	3	0	W	30-10
09/18	Dolphins	S	19	108	5.7	26	1	3	10	3.3	5	0	W	31-21
09/28	Saints	S	22	117	5.3	15	1	3	18	6.0	11	0	W	31-19
10/05	Patriots	S	15	49	3.3	9	0	0	0	0.0	0	0	L	20-23
10/13	at Falcons	S	17	87	5.1	14	0	0	0	0.0	0	0	L	14-24
10/26	at Panthers	S	19	216	11.4	64†	2	0	0	0.0	0	0	W	40-9
11/02	Chiefs	S	27	114	4.2	17	0	1	11	11.0	11	0	W	28-21
11/09	at Dolphins	S	13	53	4.1	14	0	5	24	4.8	9	0	L	13-30
11/16	Buccaneers	S	16	48	3.0	8	0	3	66	22.0	25†	1	W	44-32
11/20	at Texans	S	17	116	6.8	45†	1	3	13	4.3	6	0	L	19-23
11/30	at Steelers	S	32	144	4.5	31	0	3	33	11.0	16	0	W	26-7
12/07	Bengals	S	18	80	4.4	18	0	2	31	15.5	27	0	W	39-34
12/14	at Patriots	S	22	107	4.9	12	2	2	4	2.0	5†	1	W	35-31
12/21	at Browns	S	16	117	7.3	44†	2	1	17	17.0	17	0	W	23-20
12/28	Eagles	S	20	74	3.7	10	0	1	3	3.0	3	0	L	12-13
01/04	Jets	S	2	15	7.5	10	0	0	0	0.0	0	0	W	35-8
2025 TOTALS		17-17	309	1,621	5.2	64†	12	33	291	8.8	51	2	12-5	

**WR | 18**

BRANDIN COOKS

BORN: September 25, 1993 | **HT:** 5-10 | **WT:** 190 | **12th year****COLLEGE:** Oregon State**ACQUIRED:** Free Agent (2025) **brandincooks** **thearcher**

FIRST-AND-10

BRANDIN COOKS signed with the Bills on November 25, 2025. Cooks originally joined the NFL in 2014 as a first round draft pick (20th overall) of the New Orleans Saints. He has played in two Super Bowls - one of each with New England and the LA Rams.

SHOUTOUTS

- Prior to joining the Bills, played for the New Orleans Saints (2014-16, 2025), New England Patriots (2017), Los Angeles Rams (2018-19), Houston Texans (2020-22) and the Dallas Cowboys (2023-24).
- In 168 games (147 starts) before his time in Buffalo, posted career totals of 729 receptions for 9,697 receiving yards and 60 touchdowns, to go along with 58 carries for 341 yards and two scores.
- Has six career 1,000-yard seasons, which is tied for fifth-most in the NFL since he was drafted in 2014.
- Joins Brandon Marshall as the only players in NFL history to record at least 1,000 receiving yards in a season with four different teams.
- Tallied a career-high 90 receptions for 1,037 yards and six touchdowns for the Texans in 2021.
- Finished with a career-best 1,204 receiving yards on 80 receptions with the LA Rams in 2018, helping the team to a 13-3 regular season record and a Super Bowl LIII appearance.
- Notched career postseason highs in receptions (eight) and yards (120) in Super Bowl LIII vs. New England (2/3/19).
- In his final season at Oregon State, won the Biletnikoff Award and was a consensus first-team All-American and All-Pac 12 choice after setting school and Pac-12 single-season receiving records with 128 catches for 1,730 yards and 16 touchdowns.

IF YOU HAVEN'T HERD

INSPIRING THE KIDS IN HIS CITY

Brandin Cooks returned to his old stomping grounds at Lincoln High School this Sunday hosting his annual youth football camp and carnival.

The Dallas Cowboys wide receiver hosted Stockton youth from ages 7-14 at his alma mater Lincoln for a day filled with football, family, and fun.

"It feels amazing obviously when you can come back and be in your community and give back," Cooks said. "This is a place that means so much to me and the community helped raise me so I'm glad to be able to come back."

Cooks Youth Camp saw its largest turnout since he began hosting them back in 2021 with around 750 kids packing Lincoln's football field. Thanks to Cooks' various partnerships including He Gets Us, an American religious advertising campaign, the event was free and kids from underserved areas of Stockton were provided bus transportation to the event.

Those in attendance ran various football drills, honing their developing skills with the chance to get tips from Cooks and other NFL players in attendance.

"For me, this camp has always just been a way to inspire the kids to not forget where they came from," Cooks said. "I love my city and I think we breed special athletes out here. Like you hear a lot of stuff about Stockton but at the end of the day we breed special athletes that just have a love for our community and for one another." (Shannon Mia Belt, *The Stockton Record*, May 19, 2024)

PERSONAL

He and his wife Briannon have three sons. Majored in human development and family sciences at Oregon State. Attended Lincoln High School in Stockton, Calif. where he was a two-time Section Offensive Player of the Year, All-Area selection and team Most Valuable Player.



BRANDIN COOKS

BRANDIN COOKS' NFL REGULAR SEASON RUSHING/RECEIVING STATISTICS

DATE	TEAM	GP	GS	RECEIVING					RUSHING				
				NO.	YDS.	AVG.	LG	TD	NO.	YDS.	AVG.	LG	TD
2014	Saints	10	7	53	550	10.4	50†	3	7	73	10.4	28	1
2015	Saints	16	12	84	1,138	13.5	71†	9	8	18	2.3	11	0
2016	Saints	16	12	78	1,173	15.0	98†	8	6	30	5.0	11	0
2017	Patriots	16	15	65	1,082	16.6	64†	7	9	40	4.4	13	0
2018	Rams	16	16	80	1,204	15.1	57	5	10	68	6.8	17	1
2019	Rams	14	14	42	583	13.9	57	2	6	52	8.7	27	0
2020	Texans	15	15	81	1,150	14.2	57†	6	0	0	0.0	0	0
2021	Texans	16	16	90	1,037	11.5	52	6	2	21	10.5	16	0
2022	Texans	13	13	57	699	12.3	44	3	2	7	3.5	5	0
2023	Cowboys	16	15	54	657	12.2	37	8	5	35	7.0	14	0
2024	Cowboys	10	9	26	259	10.0	29	3	3	-3	-1.0	5	0
2025	Saints	10	3	19	165	8.7	21	0	0	0	0.0	0	0
2025	Bills	5	2	5	114	22.8	50	0	0	0	0.0	0	0
2025	TOTAL	15	5	24	279	11.6	50	0	0	0	0.0	0	0
TOTALS		173	149	734	9,811	13.4	98†	60	58	341	5.9	28	2

BRANDIN COOKS' NFL POSTSEASON RUSHING/RECEIVING STATISTICS

DATE	TEAM	GP	GS	RECEIVING					RUSHING				
				NO.	YDS.	AVG.	LG	TD	NO.	YDS.	AVG.	LG	TD
2017	Patriots	3	3	10	155	15.5	31	0	1	1	1.0	1	0
2018	Rams	3	3	19	292	15.4	36	0	1	5	5.0	5	0
2023	Cowboys	1	1	6	47	7.8	18	0	1	6	6.0	6	0
TOTALS		7	7	35	494	14.1	36	0	3	12	4.0	6	0



BRANDIN COOKS

BRANDIN COOKS' NFL REGULAR SEASON RETURN STATISTICS

		KICKOFF RETURNS					PUNT RETURNS					
DATE	TEAM	RET.	YDS.	AVG.	LG	TD	NO.	FC	YDS.	AVG.	LG	TD
2014	Saints	1	12	12.0	12	0	10	15	35	3.5	15	0
2015	Saints	0	0	0.0	0	0	2	0	12	6.0	6	0
2016	Saints	1	10	10.0	10	0	1	0	2	2.0	2	0
2017	Patriots	0	0	0.0	0	0	0	0	0	0.0	0	0
2018	Rams	0	0	0.0	0	0	0	0	0	0.0	0	0
2019	Rams	0	0	0.0	0	0	0	0	0	0.0	0	0
2020	Texans	0	0	0.0	0	0	0	0	0	0.0	0	0
2021	Texans	0	0	0.0	0	0	0	0	0	0.0	0	0
2022	Texans	0	0	0.0	0	0	0	0	0	0.0	0	0
2023	Cowboys	0	0	0.0	0	0	0	0	0	0.0	0	0
2024	Cowboys	0	0	0.0	0	0	0	0	0	0.0	0	0
2025	Saints	0	0	0.0	0	0	0	0	0	0.0	0	0
2025	Bills	0	0	0.0	0	0	0	0	0	0.0	0	0
2025	TOTAL	0	0	0.0	0	0	0	0	0	0.0	0	0
TOTALS		2	22	11.0	12	0	13	15	49	3.8	15	0

BRANDIN COOKS' NFL POSTSEASON RETURN STATISTICS

		KICKOFF RETURNS					PUNT RETURNS					
DATE	TEAM	RET.	YDS.	AVG.	LG	TD	NO.	FC	YDS.	AVG.	LG	TD
2017	Patriots	0	0	0.0	0	0	0	0	0	0.0	0	0
2018	Rams	0	0	0.0	0	0	0	0	0	0.0	0	0
2023	Cowboys	0	0	0.0	0	0	0	0	0	0.0	0	0
TOTALS		0	0	0.0	0	0	0	0	0	0.0	0	0

SINGLE-GAME HIGHS: RUSHING/RECEIVING

Rush Attempts

4 vs. Jacksonville Jaguars, Dec 27, 2015

Rushing Yards

31 at Cleveland Browns, Sep 14, 2014

Longest Runs

28 at Cleveland Browns, Sep 14, 2014

Rushing TDs

1 vs. Seattle Seahawks, Nov 11, 2018

Receptions

11 vs. Tennessee Titans, Jan 03, 2021

Receiving Yards

186 at Arizona Cardinals, Dec 18, 2016

Receiving Average

32.7 vs. Denver Broncos, Nov 13, 2016

Longest Receptions

98† vs. Oakland Raiders, Sep 11, 2016

Receiving TDs

2 at Jacksonville Jaguars, Dec 19, 2021

All-Purpose Yards

186 at Arizona Cardinals, Dec 18, 2016

Kickoff Returns

1 vs. Tampa Bay Buccaneers, Dec 24, 2016

Kickoff Return Yards

12 vs. Tampa Bay Buccaneers, Oct 05, 2014

Longest Kickoff Return

12 vs. Tampa Bay Buccaneers, Oct 05, 2014

Fair Catches

4 at Carolina Panthers, Oct 30, 2014

Punt Return Yards

15 at Detroit Lions, Oct 19, 2014

Longest Punt Return

15 at Detroit Lions, Oct 19, 2014

Punt Returns

2 vs. Detroit Lions, Dec 21, 2015

Most TDs

2 at Jacksonville Jaguars, Dec 19, 2021

Miscellaneous Tackles

2 vs. San Francisco 49ers, Nov 09, 2014

Scrimmage Yards

186 at Arizona Cardinals, Dec 18, 2016



BRANDIN COOKS

2025 GAME-BY-GAME REGULAR-SEASON STATISTICS (SAINTS/BILLS)

DATE	OPPONENT	P/S	RECEIVING					RUSHING					W/L	SCORE
			NO.	YDS.	AVG.	LG	TD	NO.	YDS.	AVG.	LG	TD		
09/07	Cardinals	P	3	26	8.7	12	0	0	0	0.0	0	0	L	13-20
09/14	49ers	P	2	26	13.0	20	0	0	0	0.0	0	0	L	21-26
09/21	at Seahawks	P	3	24	8.0	12	0	0	0	0.0	0	0	L	13-44
09/28	at Bills	S	3	22	7.3	9	0	0	0	0.0	0	0	L	19-31
10/05	Giants	P	1	5	5.0	5	0	0	0	0.0	0	0	W	26-14
10/12	Patriots	P	1	21	21.0	21	0	0	0	0.0	0	0	L	19-25
10/19	at Bears	S	1	3	3.0	3	0	0	0	0.0	0	0	L	14-26
10/26	Buccaneers	P	3	22	7.3	11	0	0	0	0.0	0	0	L	3-23
11/02	at Rams	P	2	16	8.0	10	0	0	0	0.0	0	0	L	10-34
11/09	at Panthers	S	0	0	0.0	0	0	0	0	0.0	0	0	W	17-7
11/23	Falcons		DID NOT PLAY										L	10-24
			Went from Saints to Bills.											
11/30	at Steelers	S	1	13	13.0	13	0	0	0	0.0	0	0	W	26-7
12/07	Bengals	P	0	0	0.0	0	0	0	0	0.0	0	0	W	39-34
12/14	at Patriots	S	0	0	0.0	0	0	0	0	0.0	0	0	W	35-31
12/21	at Browns	P	0	0	0.0	0	0	0	0	0.0	0	0	W	23-20
12/28	Eagles	P	4	101	25.3	50	0	0	0	0.0	0	0	L	12-13
01/04	Jets		ON INACTIVE LIST										W	35-8
2025 TOTALS		15-5	24	279	11.6	50	0	0	0	0.0	0	0	7-10	

**WR | 13**

GABE DAVIS

BORN: April 1, 1999 | **HT:** 6-2 | **WT:** 225 | **6th year****COLLEGE:** Central Florida**ACQUIRED:** FA (2025) **gabedavis13_** **gabedavis**

FIRST-AND-10

GABE DAVIS re-signed with the Bills on September 3, 2025. Davis originally entered the NFL with the Bills as a fourth round pick in 2020 out of UCF, spending four years in Buffalo (2020-23) before signing with the Jacksonville Jaguars for the 2024 season.

SHOUTOUTS

- Caught 4 passes for 130 yards and a touchdown at LAC (12/23/23), the second-highest total of his career (171 vs Pit. 10/9/22).
- Recorded his second 100-yard receiving game of the 2023 season after catching 6 passes for 105 yards and a TD at PHI (11/26/23).
- Caught a career-high 9 receptions for 87 yards and a touchdown vs. TB (10/26/23). Previous single-game reception high was 6 done three times.
- From 2020 to 2023, 76.7% of his catches resulted in a first down or a touchdown. That marked the highest of all NFL players during that time.
- Caught 6 passes for 100 yards and a TD vs. Jax. (10/8/23), posting his 4th overall 100+ yard receiving game.
- Caught a touchdown pass in 4 straight games, which marked a new career-high. A 19 yard scoring catch vs. Jax. (10/8/23), an 18 yard TD catch vs. Mia. (10/1/23), 2 yard scoring catch vs. LV (9/17/23) and a 35 yard TD at Was. (9/24/23).
- Has 6 receiving TDs in his playoff career with the Bills, which is tied with James Lofton for second-most in team playoff history behind Andre Reed (9).

PERSONAL

Son of Alana Davis. Has two siblings and his younger brother, Jordan played tight end at UCF. Enjoys fishing and playing video games in his time away from football.

IF YOU HAVEN'T HERD MAKING DREAMS COME TRUE

In the summer of 2023 Gabe Davis and Bert Whigham opened 'The Draft Academy' which provides every person wanting to preform at the highest level an opportunity to get better each and every day. "We built this facility to have everything that a pro would have at their facility. Anything you want to do for your body, we can do it here. Putting it all in one place and integrating the training — the running, the lifting, the therapy and nutrition all in one spot — that was the concept," says Bert Whigham, who is the founder and performance coach at The Draft Academy.

The Academy serves the needs of athletes like Davis while also fulfilling a vision. "I mean, yeah, it's a big moment for me because I wanted to have my own spot where I could do my stuff and bring people around and figure out how a pro lives his life," Davis says. "That's what a lot of people want to know, want to see, and to be able to have this facility is a dream come true."

(Armando Salguero, outkick.com, July 12, 2023)

THE DRAFT ACADEMY

Davis and Matt Milano teamed up during the 2020 season to give eight-year-old Jackson DeLude a gift and memory that will last a lifetime. They provided DeLude and his family with the opportunity to travel from Buffalo to Orlando, FL to be fitted for a set of prosthetic blades and a trip to Disney World. "There's always people that need help, and the simplest things in life can make someone's life so much better," Davis said. "You never know what anybody's going through. If I can be that person that can help them to better days, I definitely want to do it because of the people that did it for me."

THE STAMPEDE

Favorite movie: Remember The Titans

First jersey: Aaron Rodgers

Pet peeve: Anyone who makes excuses for not putting in work

Dream vacation: Bora Bora

Favorite musical artist: Andre 3000

Favorite actor: Denzel Washington

Favorite TV Show: The Office



GABE DAVIS' NFL REGULAR SEASON RUSHING/RECEIVING STATISTICS

				RECEIVING					RUSHING				
DATE	TEAM	GP	GS	NO.	YDS.	AVG.	LG	TD	NO.	YDS.	AVG.	LG	TD
2020	Bills	16	11	35	599	17.1	56t	7	1	0	0.0	0	0
2021	Bills	16	4	35	549	15.7	49	6	0	0	0.0	0	0
2022	Bills	15	15	48	836	17.4	98t	7	0	0	0.0	0	0
2023	Bills	17	17	45	746	16.6	57t	7	1	-2	-2.0	-2	0
2024	Jaguars	10	9	20	239	12.0	22	2	0	0	0.0	0	0
2025	Bills	6	5	12	129	10.8	22	1	0	0	0.0	0	0
TOTALS		80	61	195	3,098	15.9	98T	30	2	-2	-1.0	0	0

GABE DAVIS' NFL POSTSEASON RUSHING/RECEIVING STATISTICS

				RECEIVING					RUSHING				
DATE	TEAM	GP	GS	NO.	YDS.	AVG.	LG	TD	NO.	YDS.	AVG.	LG	TD
2020	Bills	3	2	4	85	21.3	37	0	0	0	0.0	0	0
2021	Bills	2	0	10	242	24.2	75t	5	0	0	0.0	0	0
2022	Bills	2	2	8	147	18.4	33	1	0	0	0.0	0	0
2023	Bills	0	0	0	0	0.0	0	0	0	0	0.0	0	0
TOTALS		7	4	22	474	21.5	75T	6	0	0	0.0	0	0

SINGLE-GAME HIGHS: RUSHING/RECEIVING

Rush Attempts 1 at Washington Commanders, Sep 24, 2023**Receptions** 9 vs. Tampa Bay Buccaneers, Oct 26, 2023**Receiving Yards** 171 vs. Pittsburgh Steelers, Oct 09, 2022**Receiving Average** 57.0 vs. Pittsburgh Steelers, Oct 09, 2022**Longest Receptions** 98t vs. Pittsburgh Steelers, Oct 09, 2022**Receiving TDs** 2 at Chicago Bears, Oct 13, 2024**All-Purpose Yards** 171 vs. Pittsburgh Steelers, Oct 09, 2022**Most TDs** 2 at Chicago Bears, Oct 13, 2024**Miscellaneous Tackles** 2 vs. Minnesota Vikings, Nov 10, 2024



2025 GAME-BY-GAME REGULAR-SEASON STATISTICS (BILLS)

DATE	OPPONENT	P/S	RECEIVING					RUSHING					W/L	SCORE
			NO.	YDS.	AVG.	LG	TD	NO.	YDS.	AVG.	LG	TD		
10/05	Patriots		PRACTICE SQUAD/INJURED RESERVE										L	20-23
10/13	at Falcons		PRACTICE SQUAD/INJURED RESERVE										L	14-24
10/26	at Panthers		PRACTICE SQUAD/INJURED RESERVE										W	40-9
11/02	Chiefs		PRACTICE SQUAD										W	28-21
11/09	at Dolphins		PRACTICE SQUAD										L	13-30
11/16	Buccaneers		PRACTICE SQUAD										W	44-32
11/20	at Texans	S	1	22	22.0	22	0	0	0	0.0	0	0	L	19-23
11/30	at Steelers	P	1	5	5.0	5	0	0	0	0.0	0	0	W	26-7
12/07	Bengals	S	2	21	10.5	17	0	0	0	0.0	0	0	W	39-34
12/14	at Patriots		INACTIVE										W	35-31
12/21	at Browns		INACTIVE										W	23-20
12/28	Eagles	S	0	0	0.0	0	0	0	0	0.0	0	0	L	12-13
01/04	Jets	S	5	41	8.2	18	1	0	0	0.0	0	0	W	35-8
2025 TOTALS		5-4	9	89	9.9	22	1	0	0	0.0	0	0	8-5	

**RB | 22**

RAY DAVIS

BORN: November 20, 1999 | **HT:** 5-8 | **WT:** 211 | **2nd year****COLLEGE:** Kentucky**ACQUIRED:** Draft (2024, R4) **Ray_Davis07** **hbk_ray**

FIRST-AND-10

RAY DAVIS was selected by the Bills in the 4th round in 2024. He ranked 3rd among NFL rookie running backs with 442 yards while playing in 17 regular season games and 3 postseason contests. Davis, a first-team All-SEC selection in 2023, became the first player from Kentucky drafted by Buffalo since 2008 (WR Stevie Johnson).

SHOUTOUTS

- In 2025, led the NFL with a 30.4 kickoff return average.
- Rushed for a career-high 151 yards on 21 carries vs. NYJ (1/4/26), while also catching a 2-yard TD pass.
- Ran for a season-high 62 yards on 9 carries at Pit. (11/30/25), which was part of a 249-yard output - the most allowed to an opponent in Pittsburgh since 1975.
- Became the first player in NFL history to return a kickoff for a touchdown on his birthday (97 yards at Hou, 11/20/25).
- Scored on 16-yard pass from Josh Allen at Atl. (10/13/25).
- Had 1st career playoff TD with 1-yard run vs. Bal. (1/19/25).
- Gained 63 yards and a TD in snow storm vs. SF (12/1/24).
- Reached the end zone on a career-long 63-yard reception from Allen vs. Mia. (11/3/24). It was the longest TD catch by a Bills RB since 2012 (C.J. Spiller).
- Became the first Bills rookie since Ronnie Harmon (1986) to lead the team in rushing yards (97) and receiving yards (55) in a game at NYJ (10/14/24).
- Scored first NFL TD on a 3-yard run vs. Jax. (9/23/24).
- In lone season with Kentucky in 2023, had 199 carries for 1,129 yards and 14 TDs. Had 21 total TDs, a school record.
- Transferred to Kentucky in 2023 after two seasons at Vanderbilt (2021-22) and two at Temple (2019-20).
- Per UK Athletics, believed to be the only player in NCAA history with 1,000 rushing yards at three different Division I schools and is the first player in SEC history to have 1,000-yard seasons at two schools.

IF YOU HAVEN'T HERD

DOWLEY "WILL FOREVER BE MY BIG BROTHER"

"He looked right at me, and he pointed, and he said, 'Are you Patrick?'" Dowley told CBS News of their first meeting. "I said, 'Yes I am.' And he's like, 'Man, you don't even know how long I've been waiting to meet you.'"

In 2007, Davis was 8 years old and living in San Francisco's Tenderloin district when he saw a flyer for the Big Brothers Big Sisters program. At times in his youth, Davis was homeless. He says his parents were in and out of his life and he was craving stability. So he signed up for a Big Brother.

"I just needed love, man," Davis said. "I needed consistency. I needed somebody who was going to be there to teach me right from wrong."

And that person was Dowley. "That will forever be my Big Brother," Davis said.

They spent countless Sundays together. From those early Pop Warner football games, through Dowley's wedding, Davis became like part of the family. **(Steve Hartman, CBSNews.com, December 6, 2024)**

THE STAMPEDE

Favorite team growing up: Philadelphia Phillies**Favorite running back of all-time:** Shaun Alexander**Least favorite household chore:** Laundry**Favorite book:** To Kill a Mockingbird**Go-to breakfast spot:** Champ's Diner in Philadelphia

PERSONAL

Born in San Francisco, CA. Competed in football, basketball, track and baseball in high school. Attended Trinity-Pawling School in Pawling, NY before spending a post-graduate year at Blair Academy in Blairstown, NJ. Hobbies include reading, movies, and walking. Graduated in 2022 from Vanderbilt with a degree in communications studies and earned an undergraduate certificate in business from Kentucky in December of 2023.



RAY DAVIS' NFL REGULAR SEASON RUSHING/RECEIVING STATISTICS

				RUSHING					RECEIVING				
DATE	TEAM	GP	GS	NO.	YDS.	AVG.	LG	TD	NO.	YDS.	AVG.	LG	TD
2024	Bills	17	0	113	442	3.9	23	3	17	189	11.1	63t	3
2025	Bills	17	0	58	275	4.7	23	0	10	86	8.6	21	2
TOTALS		34	0	171	717	4.2	23	3	27	275	10.2	63T	5

RAY DAVIS' NFL POSTSEASON RUSHING/RECEIVING STATISTICS

				RUSHING					RECEIVING				
DATE	TEAM	GP	GS	NO.	YDS.	AVG.	LG	TD	NO.	YDS.	AVG.	LG	TD
2024	Bills	3	0	7	36	5.1	16	1	0	0	0.0	0	0
TOTALS		3	0	7	36	5.1	16	1	0	0	0.0	0	0

RAY DAVIS' NFL REGULAR SEASON RETURN STATISTICS

		KICKOFF RETURNS					PUNT RETURNS					
DATE	TEAM	RET.	YDS.	AVG.	LG	TD	NO.	FC	YDS.	AVG.	LG	TD
2024	Bills	7	147	21.0	26	0	0	0	0	0.0	0	0
2025	Bills	31	943	30.4	97t	1	0	0	0	0.0	0	0
TOTALS		38	1,090	28.7	97T	1	0	0	0	0.0	0	0

RAY DAVIS' NFL POSTSEASON RETURN STATISTICS

		KICKOFF RETURNS					PUNT RETURNS					
DATE	TEAM	RET.	YDS.	AVG.	LG	TD	NO.	FC	YDS.	AVG.	LG	TD
2024	Bills	2	53	26.5	28	0	0	0	0	0.0	0	0
TOTALS		2	53	26.5	28	0	0	0	0	0.0	0	0

SINGLE-GAME HIGHS: RUSHING/RECEIVING

Rush Attempts 21 vs. New York Jets, Jan 04, 2026
Rushing Yards 151 vs. New York Jets, Jan 04, 2026
Rushing Average 7.2 vs. New York Jets, Jan 04, 2026
Longest Runs 23 vs. New York Jets, Jan 04, 2026
Rushing TDs 1 vs. San Francisco 49ers, Dec 01, 2024
Receptions 3 at New York Jets, Oct 14, 2024
Receiving Yards 70 vs. Miami Dolphins, Nov 03, 2024
Receiving Average 18.3 at New York Jets, Oct 14, 2024
Longest Receptions 63t vs. Miami Dolphins, Nov 03, 2024

Receiving TDs 1 vs. New York Jets, Jan 04, 2026
All-Purpose Yards 196 vs. New York Jets, Jan 04, 2026
Kickoff Returns 4 at Cleveland Browns, Dec 21, 2025
Kickoff Return Yards 164 at New England Patriots, Dec 14, 2025
Longest Kickoff Return 97t at Houston Texans, Nov 20, 2025
Kickoff Return TDs 1 at Houston Texans, Nov 20, 2025
Kickoff Return Average 48.3 at Houston Texans, Nov 20, 2025
Most TDs 1 vs. New York Jets, Jan 04, 2026
Scrimmage Yards 174 vs. New York Jets, Jan 04, 2026



2025 GAME-BY-GAME REGULAR-SEASON STATISTICS (BILLS)

DATE	OPPONENT	P/S	RUSHING					RECEIVING					W/L	SCORE
			NO.	YDS.	AVG.	LG	TD	NO.	YDS.	AVG.	LG	TD		
09/07	Ravens	P	1	2	2.0	2	0	1	-1	-1.0	-1	0	W	41-40
09/14	at Jets	P	9	24	2.7	8	0	0	0	0.0	0	0	W	30-10
09/18	Dolphins	P	0	0	0.0	0	0	0	0	0.0	0	0	W	31-21
09/28	Saints	P	1	3	3.0	3	0	0	0	0.0	0	0	W	31-19
10/05	Patriots	P	2	1	0.5	1	0	0	0	0.0	0	0	L	20-23
10/13	at Falcons	P	0	0	0.0	0	0	2	19	9.5	16f	1	L	14-24
10/26	at Panthers	P	9	16	1.8	5	0	0	0	0.0	0	0	W	40-9
11/02	Chiefs	P	0	0	0.0	0	0	0	0	0.0	0	0	W	28-21
11/09	at Dolphins	P	2	-2	-1.0	-1	0	1	0	0.0	0	0	L	13-30
11/16	Buccaneers	P	0	0	0.0	0	0	0	0	0.0	0	0	W	44-32
11/20	at Texans	P	0	0	0.0	0	0	0	0	0.0	0	0	L	19-23
11/30	at Steelers	P	9	62	6.9	15	0	0	0	0.0	0	0	W	26-7
12/07	Bengals	P	0	0	0.0	0	0	0	0	0.0	0	0	W	39-34
12/14	at Patriots	P	0	0	0.0	0	0	1	13	13.0	13	0	W	35-31
12/21	at Browns	P	3	14	4.7	8	0	2	20	10.0	14	0	W	23-20
12/28	Eagles	P	1	4	4.0	4	0	1	12	12.0	12	0	L	12-13
01/04	Jets	P	21	151	7.2	23	0	2	23	11.5	21	1	W	35-8
2025 TOTALS		17-0	58	275	4.7	23	0	10	86	8.6	21	2	12-5	

**T | 73**

DION DAWKINS

BORN: April 26, 1994 | **HT:** 6-5 | **WT:** 320 | **9th year****COLLEGE:** Temple**ACQUIRED:** Draft (2017, R2) **DDawkins66** **jerzeststar**

FIRST-AND-10

DION DAWKINS signed a three-year extension to keep him in Buffalo through the 2027 season. Dawkins will enter his eighth year as a Bill in 2024 after he was originally drafted by the Bills in the second round (63rd overall) in 2017. Dawkins is the only player the Bills have ever drafted out of Temple.

SHOUTOUTS

- Has started 137-of-143 career regular season games played and all 14 playoff games.
- A four-time Pro Bowl selection (2021, 2022, 2023, 2024), became the first Bills offensive lineman selected to four or more Pro Bowls since G Ruben Brown earned eight selections from 1996-2003.
- Was named to the 2024 PFWA All-AFC Team.
- Appeared in his 100th career regular season game vs. JAX (10/9/23).
- At NE (12/21/19), caught his second career TD. Joined Mitch Frerotte as the only Bills offensive lineman to catch two touchdowns in their career.
- At NYJ (11/11/18), recorded his first career reception and touchdown on a seven yard pass from Matt Barkley. Marked the Bills first receiving TD by an OL since Jason Peters.
- Starting the majority of his rookie season for the Bills at left tackle in 2019. Also started at left tackle in the Bills first playoff game since 1999.

PERSONAL

Is the son of Eric and Lisa Dawkins. Graduated from Temple with a degree in criminal justice. Has two daughters, Dalilah and Dakota, and a son, Dil. Attended Rahway (NJ) High School. Created and attended Snow University. Hobbies include remote control cars and drifting for Snow Motor Sports.

IF YOU HAVEN'T HERD

MAN OF THE YEAR X4

For the fourth straight season, left tackle Dion Dawkins has been named the Buffalo Bills Walter Payton Man of the Year nominee. The award is widely regarded as one of the most prestigious honors in the NFL, presented to players who demonstrate excellence both on the field and in the community. "Being available for people that don't have people that are available for them on a consistent basis is my adrenaline," Dawkins said on Thursday. "There's still so much work to be done, and this is a beautiful honor. But believe it, I don't do it for the recognition, you know, even if it wasn't there, I would still be there, but I'm thankful to have it." (**WKBW, Matt Bove, December 4, 2025**)

PROTECTOR OF THE YEAR

Dion Dawkins is credited with launching the campaign that culminated in the NFL creating its Protector of the Year Award, given to the best offensive lineman.

Dawkins broached the subject publicly in January of 2025. He wondered out loud why offensive linemen can't be crowned in some fashion like quarterbacks win passing titles, running backs win rushing titles, edge rushers win sack titles. After all, the most dangerous pass rushers generate beaucoup votes for Defensive Player of the Year, yet the people who are paid to thwart them garner zero attention for Offensive Player of the Year.

"It's very cool that my domino piece makes noise when it falls," Dawkins said. "Just to be a regular kid from Jersey, go to Temple, be a second-round pick to Buffalo, to having a voice so big that it reaches all 32 teams and then some. This is a part of my legacy now, and I stand on it."

(**The Athletic, Tim Graham, May 23, 2025**)

THE STAMPEDE

Favorite musical artist: Whitney Houston

Favorite gas station snack: Pay Day

Hidden talent: Can do handstands

Bucket list item: Try snowboarding

**G | 76**

DAVID EDWARDS

BORN: March 20, 1997 | **HT:** 6-6 | **WT:** 308 | **7th year****COLLEGE:** Wisconsin**ACQUIRED:** Free Agent (2023) **dedwards**

FIRST-AND-10

DAVID EDWARDS joined the Bills in 2023 and then re-signed to a two-year deal in the 2024 offseason. Edwards originally entered the NFL as a fifth round pick (169th overall) of the Rams in 2019 out of Wisconsin.

SHOUTOUTS

- Has started 77-of-103 regular season games played. Has also started 8-of-10 playoff games he has appeared in, including the Rams Super Bowl LVI victory.
- Took over as the Bills starting left guard in 2024 and started all 16 regular season games he played in along with all 3 of the Bills playoff games. The Bills offensive line led the league in sacks allowed (14).
- Played in all 17 regular season games and two playoff games for the Bills during the 2023 season.
- Started all four playoff games and all 17 regular season games during the Rams' championship season in 2021.
- Started 14-of-16 games played in 2020.
- Played in all 16 games and started in 10 of the contests during his rookie season in 2019.
- Made his first start in 2019 for a Week 7 contest in Atl. (10/20/19). Made his NFL debut on special teams in a Week 1 win at Car. (9/18/19).
- Played in 37 games, making 31 starts at right tackle, during his college career with Wisconsin. Named First-team All-Big Ten (media) during his final season in 2018.

PERSONAL

Is the son of David and Pamela Edwards. David and his wife, Karoline, have three daughters (Charlotte, Lilly & Margot) and a black lack named Dozer. His father played football at Indiana University. He majored in finance, investment and banking at Wisconsin. Played three seasons at QB for Downers Grove North High School. Was a four-year letter winner and two-year team captain in basketball in high school.

IF YOU HAVEN'T HERD

MY FIRST BUFFALO WINTER

With a snow storm raging through Western New York prior the Bills Wild Card playoff game vs. Pittsburgh, David Edwards set out to go pick up his wife, Karoline, and newborn daughter, Margot, from the hospital. Those plans changed when white-out conditions forced Edwards to drive into and get stuck in a snowbank near Highmark Stadium. "I drove straight into a plowed snowbank on the left side of the road," Edwards told USA TODAY Sports "I was like, 'Holy, crap.'"

In desperate need of help, Edwards called Bills vice president of security, Chris Clark, who connected him with Dennis Miller from Miller's Collision and Auto, Inc. Miller was quick to rescue Edwards. "Business as usual. Just trying to help out people. That's what we do," Miller told USA TODAY Sports.

"He was a huge lifesaver for us," Edwards said. After being rescued from the snowbank and running through his options, Edwards and Miller set-out for the hospital.

Miller's help did not end there as shortly after getting Edwards to the hospital, he returned with his payload to help escort Edwards and his family back to their home. "Without the payload, (they) never would have made it through there," Miller said. "With that precious cargo in the car, I had to make sure I had to get (them) home."

"Can't say how grateful or appreciative I am for him doing that for us," Edwards said.

THE STAMPEDE

Favorite musical artist: Chris Stapleton**Bucket list item:** Travel to Europe**Favorite food:** Deep dish pizza from Gino's East**Fun fact:** Has met Larry David and Randy Johnson**Favorite TV show:** Seinfeld**Favorite vacation spot:** Rosemary Beach**First job:** Lifeguard**Favorite athlete growing up:** Brian Urlacher**Dream sports event to attend:** Master's

**DE | 57**

AJ EPENESA

BORN: September 15, 1998 | **HT:** 6-6 | **WT:** 260 | **6th year****COLLEGE:** Iowa**ACQUIRED:** Draft (2020, R2) **ajepenesa24** **supersamoan94**

FIRST-AND-10

AJ EPENESA re-signed with the Bills in 2024 on a two-year deal and is entering his sixth season with the Bills. Epenesa was selected by the Bills in the 2nd round (54th overall) in 2020.


SHOUTOUTS

- Now has four career interceptions, becoming the second defensive linemen in team history with 4+ INTs (Ron McDole - 6).
- Recorded his third and fourth career interception, picking off Panthers QB Andy Dalton (10/26/25) and Bengals QB Joe Burrow (12/7/25).
- Finished 2024 with career highs in total tackles (39), TFLs (8), and QB hits (11). Collected two strip sacks on the season.
- Recorded his sixth sack of the season taking down Aaron Rodgers for a safety vs NYJ (12/29/24). Marking the Bills first safety since 2022 (Ed Oliver at DET 11/24/22).
- Logged 2 sacks on Aaron Rodgers vs NYJ (10/14/24) for his fourth career multi sack game, he also forced a fumble to go along with a TFL.
- Tied his career high in sacks (6.5) and TFLs (7), and recorded new career highs in tackles (20), passes defended (8) and INTs (2) in 2023.
- Intercepted Patrick Mahomes at KC (12/10/23) for his second INT of the season. Epenesa became the 12th Bills defensive lineman with 2 INTs in his career, and only the third with multiple in a season, joining Ron McDole (2 in 1968) and Sean Moran (2 in 1997).
- Had 2.0 sacks against the Jaguars (10/9/23) and defended 3 passes which both mark as a career-high. And first Bill since 2020 with defensive "trifecta" (sack/FF/FR) recording a strip sack of Trevor Lawrence.
- Recorded first career INT (Sam Howell) at WAS (9/24/23), and returned an INT 32 yards for a TD, first DL to score on INT return since Aaron Schobel 9/14/09. The INT marked his first INT TD of his football career. His last TD came in college with Iowa in 2018 (11/17) on a FR vs. Illinois.

IF YOU HAVEN'T HERD

HOOP STAR

A three-sport star growing up, Epenesa played on the St. Louis Eagles AAU basketball team that featured Celtics star Jayson Tatum and former Iowa star Tyler Cook. "His athleticism is freaky," Cook told The Athletic. "When I was in eighth grade, I promise you A.J. was better than I was. I'm not going to lie about that at all. A freak athlete, man. People don't know how skilled of a basketball player he was, too. He could shoot it, put it on the deck. I talk to him about it every time I see him."



IT CAN ONLY BE JARED

According to a story by The Athletic, A.J. Epenesa's middle name, Jared, came from his father's best friend in college. Former DT Jared DeVries used to lend his car in college to Eppy Epenesa, so he could drive 50 miles to see his fiancée (now wife) Stephanie and their newborn daughter, Samantha. "Naming him after Jared has to do with my friendship with Jared, which will stick for life," Eppy said. "I'm glad I did that. It's a blessing just to have Jared as my friend."

PERSONAL

Full name: Andrew Jared Epenesa. Is the son of Stephanie and Espensa "Eppy" Epenesa. His father, a native of American Samoa, played DT at Iowa. Has a sister, Samantha, and two brothers, Eric, an outside linebacker at Iowa, and Iose. Majored in communications. Fan of the St. Louis Cardinals. Played football, basketball and track in high school, scoring over 1,000 points in basketball and earned All-America honors as a discus thrower.



AIGA MEANS FAMILY IN SAMOA

Epenesa's twitter bio contains the flag of American Samoa. His Instagram account is @supersamoan94. The roots run much deeper. His father, Eppy, grew up in Pago Pago, Samoa and that lineage is ingrained in his life. Because of that, family is first for the Epenesas and A.J. is tattooed with birds, tortoise shells, fish, and leaves, all symbols of the Samoan culture. "I didn't have much exposure to Samoa growing up in Illinois," A.J. said. "But my dad tried his best to put his culture into our lives so that I can really embrace it and take pride in it, which I do."

GO BILLS!!

A.J. had the opportunity to bring joy to lifelong Bills fan Frank Bonfilio of Cincinnati surprising him with two tickets to the Sunday Night Football game against the Bengals. Frank is the starter of a Bills backer group in Northern Kentucky where there are about 200 members and he sets up game days and events for Bills fan in Northern Kentucky. "We know BillsMafia is everywhere and having their support is amazing, with so many people like Frank it just makes it that much more special to know we have people committed to us as we are to them." Epenesa said.

THE STAMPEDE

Favorite TV show: Game of Thrones

Favorite movie: The Dark Knight

First job: Worked in the garage of a tire shop

Hidden talent: Can Play the ukulele

Bucket list item: Make his own samurai sword

Pregame ritual: Eat 3 chocolate chip cookies and 2 glasses of milk



Biggest pet peeve: People who don't wave back

Dream vacation spot: Tokyo, Japan

Favorite cereal: Cap'n Crunch

Gas station snack: Peace tea and corn nuts

Favorite video game: UFC

MLB Team: St. Louis Cardinals

First car: 2004 silver Chevy Trailblazer





LS | 69

REID FERGUSON

BORN: March 24, 1994 | HT: 6-2 | WT: 235 | 9th year

COLLEGE: LSU

ACQUIRED: Free Agent (2016)

X SnapFlow69

@reidferguson

FIRST-AND-10

REID FERGUSON originally joined the Bills as a rookie free agent in 2016 from LSU and was added to the practice squad later that year. In 2017, he became the team's primary long snapper and is currently the team's longest tenured player. In 2025, Ferguson signed a 4-year contract extension.

SHOUTOUTS

- Holds the 2nd longest streak of consecutive games played in Bills history with 148 (trailing only Brian Moorman, 179)
- Appeared in all 16/17 games for the 9th consecutive season in 2025.
- Played in 100th career regular season game at Was. (9/24/23).
- In 2022, was part of a special teams unit that ranked 5th in the NFL (according to Rick Gosselin) and 1st in DVOA as calculated by Football Outsiders.
- He and his brother, Blake, played against each other for first time in their lives at Mia (9/20/20).
- The Bills are 9-3 when he records a tackle on special teams in his career.
- Earned spot on practice squad in 2016 behind long snapper Garrison Sanborn.
- Served as LSU's long snapper for all 51 games of his collegiate career (2012-15) and only had one errant snap which occurred on his first snap as a freshman.
- Earned first-team All-America honors by Phil Steele in 2015.
- Rated as the nation's #2 long snapper coming out of high school by Scout.com and earned a scholarship to LSU.
- Earned a spot on the academic honor roll during all four years of college.
- Has visited 13 current MLB stadiums in his quest to see all 30 venues.

IF YOU HAVEN'T HERD

GRILLS MAFIA

An avid backyard grill artist, Ferguson has transformed his love of grilling into charity while connecting with Bills Mafia. He sells a line of stylish T-shirts and grilling accessories on grillsmafiamerch.com which benefit Western New York food-based and veterans charities. More information can be found on X at @SnapFlow69 and @GrillsMafia. In 2023, Ferguson's grilling expertise was featured on an episode of GMA3, a lifestyle and entertainment show on ABC.



PERSONAL

He and his wife, Erica, have three daughters, Blakely, Piper and Carsyn. Is the son of Kevin and Tracy Ferguson. His brother, Blake, earned a national championship as a long snapper with LSU in 2019 and was a 6th round pick of the Miami Dolphins in 2020. Has a Goldendoodle named Buck and a Labradoodle named Luna. Began playing football in the 5th grade for the Alpharetta (GA) Eagles. Works extensively with the Veteran's One Stop Center of Western New York. In 2025, had a cameo role in the Hallmark movie, "Holiday Touchdown: A Bills Love Story." Earned a degree in sports administration and criminology.



REID FERGUSON



BROTHERLY LOVE

Reid and Blake Ferguson took similar paths to the NFL growing up in Buford, GA. Both attended Buford HS and LSU. And both were rivals in the AFC East from 2020-24, as Blake was drafted by the Dolphins in 2020. Blake learned a great deal from his big brother over the years, but it was not a one-way street. "Perseverance is the best thing I learned from Blake," recalled Reid. "His battle with diabetes over the years put a lot of things in perspective for me. Things that seemed like big problems are nothing compared to what he went through."

FIGHT FOR HIS FAMILY

Ferguson's brother, Blake, was diagnosed as a Type 1 diabetic in 2011 at the age of 13. Since then, it has been a family mission to raise awareness and funds to fight diabetes. In fact, during the 2018 offseason, he joined his brother and the American Diabetes Association in a trip to Capitol Hill to meet with lawmakers to raise awareness. "The experience I had at Call to Congress with the American Diabetes Association was very eye-opening," Ferguson told the Buffalo News. "To be able to go to the Hill and continue the talks to get more funding for diabetes research was incredible."

SOCCER TEAM OWNER

In 2023, Reid and his brother, Blake, became minority owners of Swansea City AFC in Wales. "Sports ownership has always been a goal of mine and I love the game of soccer. It was an opportunity I could not pass up," said Ferguson.

In 2025, Ferguson also invested in a new professional soccer team in Buffalo. "As an adopted member of the Buffalo community, I could not be more excited to be a part of the Buffalo Pro Soccer project, bringing professional soccer to the Western New York area," Ferguson said.

THE STAMPEDE

Best recipe on the grill: My own pulled pork recipe
Least favorite household chore: Picking up kids toys
Go-to breakfast spot: Waffle House
Favorite brother combo in sports: Peyton and Eli Manning
Least favorite rule in baseball: Blackouts
Bucket list item: Attend a game at all 30 MLB stadiums
Favorite restaurant: Raising Cane's
Favorite TV show: Breaking Bad
Best book: Blink

THANK YOU FOR YOUR SERVICE

Ferguson was the Bills nominee for the NFL's Salute to Service award in 2022 and 2023 due to his commitment to honoring active and retired military members. One of his initiatives is hosting an annual happy hour for military members, veterans and their families in the Buffalo area called "Thank a Vet BBQ."

"Sometimes it's easy to take for granted the freedom that we have on a day to day basis and I think my involvement centers around an appreciation of what they've given and what they've laid on the line."

Ferguson's grandfathers Jim Seale and Robert Ferguson as well as his great uncle Jerry Seale and great grandfather Howard Seale all served in the military.

BUFFALO TRACKS

LONGEST TENURED BILLS

- Reid Ferguson (since 2016)
- Dion Dawkins and Matt Milano (since 2017)
- Josh Allen and Taron Johnson (since 2018)

BUFFALO TRACKS

REGULAR SEASON GAMES PLAYED/STARTED

2017 (Buf, 16/0), 2018 (Buf, 16/0), 2019 (Buf, 16/0), 2020 (Buf, 16/0), 2021 (Buf, 17/0), 2022 (Buf, 16/0), 2023 (Buf, 17/0), 2024 (Buf, 17/0), 2025 (Buf, 17/0) ... Totals (148/0)

POSTSEASON GAMES PLAYED/STARTED

2017 (Buf, 1/0), 2019 (Buf, 1/0), 2020 (Buf, 3/0), 2021 (Buf, 2/0), 2022 (Buf, 2/0), 2023 (Buf, 2/0), 2024 (Buf, 3/0) ... Totals (14/0)

**DB | 28**

SAM FRANKLIN JR.

BORN: February 2, 1996 | **HT:** 6-3 | **WT:** 210 | **6th year****COLLEGE:** Temple**ACQUIRED:** FA (2025) **dunk_42** **dunk_4x**

FIRST-AND-10

SAM FRANKLIN JR. signed with the Bills as a free agent on August 27, 2025. Franklin originally entered the NFL in 2020 as an undrafted free agent with the Carolina Panthers, going on to spend five years (2020-24) in Carolina.

SHOUTOUTS

- Made his Bills debut vs. Bal. (9/7).
- Appeared in 74 career games (9 starts) during his five seasons with the Carolina Panthers.
- Appeared in 10 games for the Panthers in 2024. Totaled eight tackles on special teams (five solo).
- In 2023, played in 17 games with four starts, tallying 23 tackles, three passes defended, and one interception. Tied for the team lead with seven special teams tackles.
- Returned an interception 99 yards for a touchdown vs. Min. (10/1/24), the first TD of his career. His 99-yard touchdown marked the longest interception returned for a touchdown in Panthers franchise history.
- In 2022, saw action in 17 games with one start. Totaled 20 tackles, including one tackle for loss.
- In 2021, played in 15 games, tallying 24 total tackles, including one tackle for loss and one quarterback hit.
- Made the Panthers as an undrafted free agent in 2020 and played in 14 games with four starts. Tallied 22 tackles, one pass deflection and 1.0 sack on defense.
- Made his NFL debut in Week 1 of the 2020 season vs. LVR (9/13/20). Earned his first start in Week 7 of the same season, at NO (10/25/20), tallying three tackles.
- Spent four years at Temple (2016-19), where he accumulated 194 career tackles, 24.0 tackles for loss, 8.0 sacks, two interceptions, 10 passes defended and two touchdowns.
- As a senior in 2019 with Temple, recorded 68 tackles, 7.5 tackles for loss, 1.0 sack, an interception and three fumble recoveries. Was named Second-Team All-AAC.

IF YOU HAVEN'T HERD

FROM A MEME TO THE RECORD BOOK

The first thing Sam Franklin Jr.'s father told his son on Sunday wasn't "congratulations!" or "way to go!" or "that was unbelievable!" It was a bit more ... fatherly.

You didn't get tackled by a quarterback this time!

"That was the biggest reaction," Franklin said on Monday of the postgame phone conversation he had with his dad, chuckling at the memory. "That was the first thing he said. 'You didn't let the same thing happen twice. You're getting better.' So that was good."

To know what the Franklins were laughing about Sunday evening, you need to be acquainted with two plays: The first came in the first preseason game of the season, against the Jets, when the 2020 undrafted free agent picked off reserve New York QB Tim Boyle but got tackled by Boyle on the return.

And the second made history. On third-and-goal from the 5 on the first possession of Sunday's game, Minnesota quarterback Kirk Cousins threw a late pass across his body to the far sideline intended for KJ Osborn. Franklin jumped the route, intercepted the pass at the goal line and took off. He scampered 99 yards, eclipsing 20.6 miles an hour in his wake (the fastest speed by any Panther recorded in a game so far this year, per ESPN). He slowed down around the 30-yard line to get a big block from rookie DB D'Shawn Jamison — who leveled Kirk Cousins — and then he was home free.

That 99-yard interception return for a touchdown was the longest return of the season in the NFL, and the longest in Panthers history. Julius Peppers held the previous record with a 97-yard non-scoring interception return in 2004.

(Alex Zietlow, The Charlotte Observer, October 4, 2023)

PERSONAL

Attended Citrus High School in Inverness, Florida. Played one season at East Coast Prep following high school graduation. Was an adult & organizational development major at Temple.



SAM FRANKLIN JR.

SAM FRANKLIN JR.'S NFL REGULAR SEASON DEFENSIVE STATISTICS

DATE	TEAM	GP	GS	TACKLES										INTERCEPTIONS					FUMBLES					ST					MISC		
				TK	S	A	TFL	YDS	SK	YDS	QBH	NO	YDS	LG	TD	PD	FF	FR	TD	YDS	TK	S	A	FF	FR	S	A	FF	FR	S	A
2020	Panthers	14	4	22	15	7	1	5	1.0	5.0	1	0	0	0	0	1	0	0	0	0	0	1	0	0	0	1	0	1	0	0	0
2021	Panthers	16	0	15	13	2	1	1	0.0	0.0	1	0	0	0	0	1	0	0	0	0	0	9	6	3	0	0	0	0	0	0	0
2022	Panthers	17	1	7	6	1	1	3	0.0	0.0	0	0	0	0	0	0	1	0	0	0	0	13	9	4	0	0	0	0	0	0	0
2023	Panthers	17	4	23	14	9	0	0	0.0	0.0	0	1	99	99t	1	3	0	0	0	0	0	7	6	1	0	0	0	0	0	0	0
2024	Panthers	10	0	0	0	0	0	0	0.0	0.0	0	0	0	0	0	0	0	0	0	0	0	8	5	3	0	0	0	0	0	0	0
2025	Bills	16	0	1	1	0	0	0	0.0	0.0	0	0	0	0	0	0	0	0	0	0	0	12	9	3	0	0	0	0	0	0	0
2025	Broncos	0	0	0	0	0	0	0	0.0	0.0	0	0	0	0	0	0	0	0	0	0	0	0	0	0	0	0	0	0	0	0	0
2025	TOTAL	16	0	1	1	0	0	0	0.0	0.0	0	0	0	0	0	0	0	0	0	0	0	12	9	3	0	0	0	0	0	0	0
TOTALS		90	9	68	49	19	3	9	1.0	5.0	2	1	99	99t	1	5	1	0	0	0	0	50	35	15	0	0	0	0	0	0	0

SINGLE-GAME HIGHS: DEFENSIVE

Total Tackles 8 at Detroit Lions, Oct 08, 2023
Solo Tackles 7 at Detroit Lions, Oct 08, 2023
Sacks 1.0 at Kansas City Chiefs, Nov 08, 2020
Passes Defensed 1 vs. Minnesota Vikings, Oct 01, 2023

Tackles For Loss 1 vs. Denver Broncos, Nov 27, 2022
Interceptions 1 vs. Minnesota Vikings, Oct 01, 2023
Special Teams Tackles 4 vs. Kansas City Chiefs, Nov 24, 2024

2025 GAME-BY-GAME REGULAR-SEASON STATISTICS (BILLS/BRONCOS)

			TACKLES										INTERCEPTIONS					FUMBLES					ST					MISC						
DATE	OPP	P/S	TK	S	A	SK	YDS	TFL	YDS	QBH	NO	YDS	LG	TD	PD	FF	FR	TD	YDS	TK	S	A	FF	FR	S	A	FF	FR	S	A	W/L	SCORE		
09/07	Ravens	P	0	0	0	0.0	0.0	0	0	0	0	0	0	0	0	0	0	0	0	1	1	0	0	0	0	0	0	0	0	0	W	41-40		
09/14	at Jets	P	0	0	0	0.0	0.0	0	0	0	0	0	0	0	0	0	0	0	0	3	2	1	0	0	0	0	0	0	0	0	W	30-10		
09/18	Dolphins	P	0	0	0	0.0	0.0	0	0	0	0	0	0	0	0	0	0	0	0	0	0	0	0	0	0	0	0	0	0	0	W	31-21		
09/28	Saints	P	0	0	0	0.0	0.0	0	0	0	0	0	0	0	0	0	0	0	0	0	0	0	0	0	0	0	0	0	0	0	W	31-19		
10/05	Patriots	P	0	0	0	0.0	0.0	0	0	0	0	0	0	0	0	0	0	0	0	2	2	0	0	0	0	0	0	0	0	0	L	20-23		
10/13	at Falcons	P	0	0	0	0.0	0.0	0	0	0	0	0	0	0	0	0	0	0	0	0	0	0	0	0	0	0	0	0	0	0	L	14-24		
10/26	at Panthers	P	0	0	0	0.0	0.0	0	0	0	0	0	0	0	0	0	0	0	0	0	0	0	0	0	0	0	0	0	0	0	W	40-9		
11/02	Chiefs	P	0	0	0	0.0	0.0	0	0	0	0	0	0	0	0	0	0	0	0	0	0	0	0	0	0	0	0	0	0	0	W	28-21		
11/09	at Dolphins	P	0	0	0	0.0	0.0	0	0	0	0	0	0	0	0	0	0	0	0	1	1	0	0	0	0	0	0	0	0	0	L	13-30		
11/16	Buccaneers	P	0	0	0	0.0	0.0	0	0	0	0	0	0	0	0	0	0	0	0	1	0	1	0	0	0	0	0	0	0	0	W	44-32		
11/20	at Texans	P	0	0	0	0.0	0.0	0	0	0	0	0	0	0	0	0	0	0	0	1	1	0	0	0	0	0	0	0	0	0	L	19-23		
11/30	at Steelers	P	0	0	0	0.0	0.0	0	0	0	0	0	0	0	0	0	0	0	0	0	0	0	0	0	0	0	0	0	0	0	W	26-7		
12/07	Bengals	P	0	0	0	0.0	0.0	0	0	0	0	0	0	0	0	0	0	0	0	0	0	0	0	0	0	0	0	0	0	0	W	39-34		
12/14	at Patriots	P	0	0	0	0.0	0.0	0	0	0	0	0	0	0	0	0	0	0	0	0	0	0	0	0	0	0	0	0	0	0	W	35-31		
12/21	at Browns	P	0	0	0	0.0	0.0	0	0	0	0	0	0	0	0	0	0	0	0	2	1	1	0	0	0	0	0	0	0	0	W	23-20		
12/28	Eagles	P	0	0	0	0.0	0.0	0	0	0	0	0	0	0	0	0	0	0	0	0	0	0	0	0	0	0	0	0	0	0	L	12-13		
			Went from Bills to Broncos.																															
01/04	Chargers		NOT ON ROSTER																										W	19-3				
2025 TOTALS		16-0	0	0	0	0.0	0.0	0	0	0	0	0	0	0	0	0	0	0	0	11	8	3	0	0	0	0	0	0	0	12-5				

**FB | 41**

REGGIE GILLIAM

BORN: August 20, 1997 | **HT:** 6-0 | **WT:** 244 | **6th year****COLLEGE:** Toledo**ACQUIRED:** UDFA (2020) **_1Sledge** **_1sledge**

FIRST-AND-10

REGGIE GILLIAM originally joined the Bills as an undrafted free agent following the 2020 NFL draft out of Toledo. He has gone on to play as the Bills primary fullback and key special teams contributor. Gilliam signed a contract extension in 2022 and again in 2025.

SHOUTOUTS

- Named the Bills' 2025 Ed Block Courage Award winner.
- Played in 15 regular season games and all three postseason contests in 2024.
- Played in a career-high 17 games and both postseason match-ups in 2023.
- Earned AFC Special Teams Player of the Week honors following his Week 11 performance vs. NYJ (11/19/23). Forced a fumble on the opening kickoff and tallied two special teams tackles.
- Played in 15 regular season games and both postseason contests in 2022. Had 8 receptions for 69 yards, both career highs, and added a receiving touchdown.
- Played in 16 regular season games (5 starts) in 2021.
- Notched his first-career touchdown reception at Mia. (9/20/20), scoring on his first pro reception.
- Forced his first NFL fumble, which was recovered by the Raiders on punt coverage at LV (10/4/20).
- Played in 14 regular season and three postseason games in 2020, contributing mainly on special teams.
- Made his NFL debut in the season opener vs. NYJ (9/13/20).
- Finished his four-year collegiate career playing in 40 games, while totaling 18 receptions for 153 yards and three receiving touchdowns.

IF YOU HAVEN'T HERD

FROM UNNOTICED TO THE NFL

If you want a guy to root for, a guy who has had to scratch and claw for everything he has ever received, the 24-year-old from Galloway, Ohio is your man.

At Westland High School outside Columbus, the football team was terrible and even though he was the MVP and he made first-team all-conference, there were no college recruiters punching that address into their GPS.

"I won seven games my entire high school career, so, I was kind of like, college was a stretch," he said. "About the third game into my senior year, I got a DM from a recruiter in Toledo. He hit me up and was like, 'Hey, saw your film, had a really great game - we'd like you to come up for our walk-on day, and see the campus.' So I came up and fell in love with the campus, and was like, 'This is what I want to do.'"

All it takes is one, and Gilliam walked on to the team and eventually earned a scholarship in his third year. He played 40 games for the Rockets as a tight end, but he caught only 18 passes for 153 yards, so once again, he figured there was no way an NFL team would give him a look. (**Rochester Democrat and Chronicle, Sal Maiorana, August 8, 2022**)

THE STAMPEDE

Favorite movie: Focus**Most famous cell phone contact:** Josh Allen**Nickname:** Sledge**Favorite food:** Japanese Hibachi**Least favorite class in college:** Any math related**Biggest pet peeve:** People who chew with their mouth open**Favorite household chore:** Laundry

PERSONAL

The son of Reginald and Linda Gilliam. Has two brothers, Travis and Phillip. Graduated with a degree in marketing. He is the first person from Westland HS to make it to the NFL.



REGGIE GILLIAM

REGGIE GILLIAM'S NFL REGULAR SEASON RUSHING/RECEIVING STATISTICS

				RUSHING					RECEIVING				
DATE	TEAM	GP	GS	NO.	YDS.	AVG.	LG	TD	NO.	YDS.	AVG.	LG	TD
2020	Bills	14	0	0	0	0.0	0	0	2	16	8.0	15	1
2021	Bills	16	5	3	3	1.0	2	0	3	23	7.7	8	0
2022	Bills	15	4	0	0	0.0	0	0	8	69	8.6	14	1
2023	Bills	17	0	0	0	0.0	0	0	1	3	3.0	3	0
2024	Bills	15	0	3	7	2.3	4	0	0	0	0.0	0	0
2025	Bills	17	2	2	4	2.0	5	0	2	24	12.0	22	0
TOTALS		94	11	8	14	1.8	5	0	16	135	8.4	22	2

REGGIE GILLIAM'S NFL POSTSEASON RUSHING/RECEIVING STATISTICS

				RUSHING					RECEIVING				
DATE	TEAM	GP	GS	NO.	YDS.	AVG.	LG	TD	NO.	YDS.	AVG.	LG	TD
2020	Bills	3	0	0	0	0.0	0	0	0	0	0.0	0	0
2021	Bills	2	1	0	0	0.0	0	0	3	12	4.0	7	0
2022	Bills	2	0	0	0	0.0	0	0	0	0	0.0	0	0
2023	Bills	2	0	0	0	0.0	0	0	0	0	0.0	0	0
2024	Bills	3	0	0	0	0.0	0	0	0	0	0.0	0	0
TOTALS		12	1	0	0	0.0	0	0	3	12	4.0	7	0

SINGLE-GAME HIGHS: RUSHING/RECEIVING

Rush Attempts 2 vs. New York Jets, Jan 04, 2026
Rushing Yards 4 vs. New York Jets, Jan 04, 2026
Longest Runs 5 vs. New York Jets, Jan 04, 2026
Receptions 3 at Kansas City Chiefs, Oct 16, 2022
Receiving Yards 22 at Miami Dolphins, Sep 25, 2022
Receiving Average 6.0 at Kansas City Chiefs, Oct 16, 2022

Longest Receptions 22 vs. New York Jets, Jan 04, 2026
Receiving TDs 1 vs. Tennessee Titans, Sep 19, 2022
All-Purpose Yards 26 vs. New York Jets, Jan 04, 2026
Special Teams Tackles 2 vs. Kansas City Chiefs, Nov 02, 2025
Most TDs 1 vs. Tennessee Titans, Sep 19, 2022



2025 GAME-BY-GAME REGULAR-SEASON STATISTICS (BILLS)

DATE	OPPONENT	P/S	RUSHING					RECEIVING					W/L	SCORE
			NO.	YDS.	AVG.	LG	TD	NO.	YDS.	AVG.	LG	TD		
09/07	Ravens	P	0	0	0.0	0	0	0	0	0.0	0	0	W	41-40
09/14	at Jets	P	0	0	0.0	0	0	0	0	0.0	0	0	W	30-10
09/18	Dolphins	P	0	0	0.0	0	0	0	0	0.0	0	0	W	31-21
09/28	Saints	S	0	0	0.0	0	0	0	0	0.0	0	0	W	31-19
10/05	Patriots	P	0	0	0.0	0	0	0	0	0.0	0	0	L	20-23
10/13	at Falcons	S	0	0	0.0	0	0	0	0	0.0	0	0	L	14-24
10/26	at Panthers	P	0	0	0.0	0	0	0	0	0.0	0	0	W	40-9
11/02	Chiefs	P	0	0	0.0	0	0	0	0	0.0	0	0	W	28-21
11/09	at Dolphins	P	0	0	0.0	0	0	0	0	0.0	0	0	L	13-30
11/16	Buccaneers	P	0	0	0.0	0	0	0	0	0.0	0	0	W	44-32
11/20	at Texans	P	0	0	0.0	0	0	1	2	2.0	2	0	L	19-23
11/30	at Steelers	P	0	0	0.0	0	0	0	0	0.0	0	0	W	26-7
12/07	Bengals	P	0	0	0.0	0	0	0	0	0.0	0	0	W	39-34
12/14	at Patriots	P	0	0	0.0	0	0	0	0	0.0	0	0	W	35-31
12/21	at Browns	P	0	0	0.0	0	0	0	0	0.0	0	0	W	23-20
12/28	Eagles	P	0	0	0.0	0	0	0	0	0.0	0	0	L	12-13
01/04	Jets	P	2	4	2.0	5	0	1	22	22.0	22	0	W	35-8
2025 TOTALS		17-2	2	4	2.0	5	0	2	24	12.0	22	0	12-5	

**T | 68**

TYLAN GRABLE

BORN: October 4, 1999 | **HT:** 6-5 | **WT:** 313 | **2nd year****COLLEGE:** UCF**ACQUIRED:** Draft (2024, R6) **tylanmalik** **tylan.grable**

FIRST-AND-10

TYLAN GRABLE was selected by the Bills in the sixth round in 2024. Grable is the first player out of UCF selected by the Bills since Gabe Davis in 2020.

SHOUTOUTS

- Made his NFL debut vs. Arz. (9/8/24). Started his first career game at left tackle at NE (1/5/25). Started in 1-of-4 regular season games played and appeared in one playoff game (1/12/25 vs. Den.).
- Split his college career between UCF (2022-23) and Jacksonville State (2018-21).
- Started all 13 games in 2023 en route to being named an Honorable Mention offensive lineman pick on All-Big 12 team chosen by league coaches. Started all 14 games at left tackle in 2022 for UCF. Third-team pick on Pro Football Focus All-AAC team.
- Started 17-of-34 games played for Jacksonville State.
- Unanimous pick on ASUN Conference all-league squad for 2021 after helping lead JSU to an ASUN-best 1,665 rushing yards. Helped JSU stage a 20-17 upset of Florida State (9/11/21).
- Started 10-of-11 games in combination fall 2020/spring 2021 season. Named second-team AFCA FCS All-American in fall 2020/spring 2021. Played in 12 games on offensive line and at tight end in 2019.

PERSONAL

Name is pronounced TIE-lunn GRAY-bull. Son of Marvin and Teresa Grable. Has two brothers, Antraun and Ashton, and two sisters, Andrea and Anaya Veal. Attended Wilkinson County (GA) High School, where he also played basketball while winning three straight state championships and averaging 18 points & 12 rebounds his final year. Graduated from UCF and began pursuing a master's degree in educational leadership. Received 2022 AAC All-Academic Team honors. Hobbies include watching movies, being outdoors and spending time in local parks.

IF YOU HAVEN'T HERD

A SIGNAL CALLER IN THE TRENCHES

Tylan Grable played quarterback in high school. He commanded huddles and looked beyond the bars of a face mask, into eyes and scolded. When quarterbacks see too many opposing players in their faces, they scold linemen. "I did it quite a few times, thinking it was kind of easy," Grable says, with a laugh. "Now, doing the job that they were out there trying to do, I see it's not that easy." The former high school quarterback has gone to the trenches. He's made the transition from quarterback, to tight end and offensive tackle at Jacksonville State. "He's a man of many skills," JSU coach John Grass said. "He's played a little bit of everything. He was a basketball player and played on a really good basketball team. He played quarterback, and I think you still see that with him playing tackle."

JSU's coaching staff had to sell Grable on going from a guy with the ball in his hands to a guy with his hand on the ground. Then they asked him to go from run blocking as a tight end to pass blocking as a tackle. Grable didn't fight it. He just tried to do what offensive linemen can't ... wrap his arms around it. "My first reaction was, how?" he said. "I don't know how, but he kept telling me to just trust the process and listen to coach and listen to your teammates. They'll help you get through it, and then you can really be good. I said, I've got to give it a try. Whatever I can do for the team, I was ready."

(The Anniston Star, Joe Medley, April 20, 2021)

THE STAMPEDE

Favorite TV show: The Wayans Bros

Favorite movie: Next Friday

Favorite food: Pizza from Hunt Brothers

First job: Working at Lowe's

Favorite musical artists: Drake & Future

Bucket list item: To be on Inside The NBA

First car: A 2005 Impala nicknamed the Black Panther

Dream vacation spot: Egypt

Fun fact: Played baseball through eighth grade and was good enough to be invited to play on the Warner Robins team that made the Little League World Series

**CB | 31**

MAXWELL HAIRSTON

BORN: August 6, 2003 | **HT:** 5-11 | **WT:** 192 | **Rookie****COLLEGE:** Kentucky**ACQUIRED:** Draft (2025, R1)**X** **MHairston22****@** **mhairston22**

FIRST-AND-10

MAXWELL HAIRSTON was selected by the Bills in the first round in 2025 out of Kentucky. A 2024 All-SEC second team selection, Hairston joins RB Ray Davis at DT Deone Walker as Wildcats drafted by the Bills in consecutive years.

SHOUTOUTS

- Made his first career start at MIA (11/9/25) and tallied his second interception of the season.
- Recorded his first career interception, picking off Chiefs QB Patrick Mahomes (11/2/25).
- Made his NFL debut at CAR (10/26/25).
- Concluded his collegiate career as a two-year starter at Kentucky, playing in 32 games with 20 starts.
- Totaled 89 career tackles, 2.5 TFLs and one sack. Added 10 pass breakups, six interceptions and three forced fumbles.
- Tied a Kentucky record with Dallas Owens (1974-77) for most career interceptions returned for TDs with three.
- Named second-team All-SEC by the AP in 2024.
- Started in all seven games played in his final season, missing five due to an injury. Totaled 19 tackles, a TFL, two forced fumbles, a sack, one interception and four pass breakups.
- In 2023, earned second team All-SEC honors (Phil Steele, Coaches and AP) and garnered honorable mention All-America recognition (CFN, Phil Steele).
- Started in all 13 games in 2023 and led the SEC in interceptions (5), interception return yards (131) and interception return TDs (2).
- His five interceptions ranked fifth nationally and tied for fifth-most interceptions in a single season in program history.

IF YOU HAVEN'T HERD

THE ULTIMATE HYPE MAN

Buffalo's newest cornerback decided to spend his draft night in Green Bay, WI with his friends and family. Throughout the night, TV cameras showed Hairston congratulating other prospects in the green room once they got drafted.

When asked about why the CB went out of his way to high-five and hug guys, he said it's just who he is.

"I'm a very happy and energetic person, and the fact that I'm in the green room right now is just so exciting for me," Hairston said. "The fact that I knew the majority of the guys that got picked, of course I had to show some love...we worked so hard for this opportunity, and to all hear our names called, 'Man, it's truly beautiful.'"

Once Hairston's name was called you saw his electric energy and smile flash across the TV as he celebrated with his loved ones. As the media spoke with Hairston, it wasn't just his personality that came across the screen but his confidence, too. **(Maddy Glab, BuffaloBills.com, April 25, 2025)**

PERSONAL

Born in West Bloomfield, Michigan and attended West Bloomfield HS. Son of Robin and Marvin Hairston. Has three older siblings Alexandria, Madison and Marvin. Nickname is Mad Max. Graduated with a degree in community leadership and development.

THE STAMPEDE

Favorite vacation spot: Cabo**Favorite food:** Steak & lobster**Favorite athlete growing up:** LeBron James**Favorite app:** Supreme**Dream sporting event to attend:** NBA Finals**Favorite musicians:** Veeze & Rio Da Yung OG



MAXWELL HAIRSTON

MAXWELL HAIRSTON'S NFL REGULAR SEASON DEFENSIVE STATISTICS

			TACKLES									INTERCEPTIONS					FUMBLES					ST				MISC	
DATE	TEAM	GP	GS	TK	S	A	TFL	YDS	SK	YDS	QBH	NO	YDS	LG	TD	PD	FF	FR	TD	YDS	TK	S	A	FF	FR	S	A
2025	Bills	11	3	18	14	4	0	0	0.0	0.0	0	2	1	1	0	5	0	0	0	0	0	0	0	0	0	0	0
TOTALS		11	3	18	14	4	0	0	0.0	0.0	0	2	1	1	0	5	0	0	0	0	0	0	0	0	0	0	0

SINGLE-GAME HIGHS: DEFENSIVE

Total Tackles 6 at New England Patriots, Dec 14, 2025
Solo Tackles 4 at New England Patriots, Dec 14, 2025
Passes Defensed 2 vs. Cincinnati Bengals, Dec 07, 2025

Interceptions 1 at Miami Dolphins, Nov 09, 2025
Interception Return Yards 1 at Miami Dolphins, Nov 09, 2025

2025 GAME-BY-GAME REGULAR-SEASON STATISTICS (BILLS)

			TACKLES								INTERCEPTIONS					FUMBLES				ST				MISC					
DATE	OPP	P/S	TK	S	A	SK	YDS	TFL	YDS	QBH	NO	YDS	LG	TD	PD	FF	FR	TD	YDS	TK	S	A	FF	FR	S	A	W/L	SCORE	
09/07	Ravens		INJURED RESERVE																								W	41-40	
09/14	at Jets		INJURED RESERVE																								W	30-10	
09/18	Dolphins		INJURED RESERVE																								W	31-21	
09/28	Saints		INJURED RESERVE																								W	31-19	
10/05	Patriots		INJURED RESERVE																								L	20-23	
10/13	at Falcons		INJURED RESERVE																								L	14-24	
10/26	at Panthers	P	1	1	0	0.0	0.0	0	0	0	0	0	0	0	0	0	0	0	0	0	0	0	0	0	0	0	0	W	40-9
11/02	Chiefs	P	0	0	0	0.0	0.0	0	0	0	1	0	0	0	1	0	0	0	0	0	0	0	0	0	0	0	0	W	28-21
11/09	at Dolphins	S	1	1	0	0.0	0.0	0	0	0	1	1	1	0	1	0	0	0	0	0	0	0	0	0	0	0	0	L	13-30
11/16	Buccaneers	P	0	0	0	0.0	0.0	0	0	0	0	0	0	0	0	0	0	0	0	0	0	0	0	0	0	0	0	W	44-32
11/20	at Texans	P	1	0	1	0.0	0.0	0	0	0	0	0	0	0	1	0	0	0	0	0	0	0	0	0	0	0	0	L	19-23
11/30	at Steelers	P	0	0	0	0.0	0.0	0	0	0	0	0	0	0	0	0	0	0	0	0	0	0	0	0	0	0	0	W	26-7
12/07	Bengals	P	3	3	0	0.0	0.0	0	0	0	0	0	0	0	2	0	0	0	0	0	0	0	0	0	0	0	0	W	39-34
12/14	at Patriots	S	6	4	2	0.0	0.0	0	0	0	0	0	0	0	0	0	0	0	0	0	0	0	0	0	0	0	0	W	35-31
12/21	at Browns	P	0	0	0	0.0	0.0	0	0	0	0	0	0	0	0	0	0	0	0	0	0	0	0	0	0	0	0	W	23-20
12/28	Eagles	P	3	3	0	0.0	0.0	0	0	0	0	0	0	0	0	0	0	0	0	0	0	0	0	0	0	0	0	L	12-13
01/04	Jets	S	3	2	1	0.0	0.0	0	0	0	0	0	0	0	0	0	0	0	0	0	0	0	0	0	0	0	0	W	35-8
2025 TOTALS			11-3	18	14	4	0.0	0.0	0	0	0	2	1	1	0	5	0	0	0	0	0	0	0	0	0	0	0	12-5	



DB | 37

JORDAN HANCOCK

BORN: August 12, 2003 | HT: 6-0 | WT: 195 | Rookie

COLLEGE: Ohio State

ACQUIRED: Draft (2025, R5)

X jordanhancock_

📷 jordannnn1k

FIRST-AND-10

JORDAN HANCOCK was selected by the Bills in the fifth round in 2025 out of Ohio State. A 2024 national champion, Hancock is the first player out of Ohio State drafted by the Bills since LB Adolphus Washington and QB Cardale Jones were both selected in 2016.

SHOUTOUTS

- Made NFL debut vs. NO (9/28/25).
- Played in 42 games in his four-year career at Ohio State. Totaled 98 tackles, four tackles for loss, 2.5 sacks, three interceptions, 14 passes defended and four forced fumbles.
- A 2024 CFP National Champion.
- In his final season with the Buckeyes, tallied career highs in games played (16), tackles (48) and passes defended (8). Added 2 TFLs, 0.5 sack, an interception and two forced fumbles.
- Recorded a career-high six tackles and added a pass defended in the Cotton Bowl win over Texas (1/10/25).
- Set a career high with two passes defended against Marshall (9/21/24).
- In 2023, played in 13 games and tallied 41 tackles, two tackles for loss, 2.0 sacks, two interceptions, including one returned for a touchdown, five pass breakups and two forced fumbles.
- Led the Buckeyes with his two interceptions and forced fumbles.
- Named the Thorpe Award National Defensive Back of the Week after his 93-yard interception returned for a touchdown helped Ohio State to a 35-16 win over Rutgers (11/4/2023).
- Played in five games in 2022, missing the first half of the season due to injury. Registered five tackles.
- Made his first collegiate start vs. Indiana (11/12/22).

IF YOU HAVEN'T HERD

"HE WAS LIKE STEPH CURRY"

Hancock grew up in suburban Atlanta with basketball as his first love.

He was such a gifted athlete that his parents always had him compete with kids a grade older. Hancock could dunk when he was in the eighth grade and stood only 5-foot-7.

"He was the bomb," his dad, Kenneth said. "Put it this way: He was like a Steph Curry. He could take it to the basket. He could drain the 3 on you. He had the step-back move, the reverse pivot."

He thought he'd pursue basketball as his main sport until Mel Tucker, then the Georgia defensive coordinator before being the Michigan State coach, visited him. He watched Hancock at a football practice and told Hancock's coaches that he believed he could be special on the gridiron. (**Trevor Hass, The Columbus Dispatch, August 23, 2024**)

PERSONAL

Son of Benita and Kenneth Hancock. Has three siblings: KJ, Megan and Siah. Graduated with a degree in human development and family science. Helped North Gwinnett HS to a state championship and three regional titles. Also played basketball and ran track. Has a pitbull named Kato.

THE STAMPEDE

Favorite movie: The Incredibles

Favorite TV show: Stranger Things

Favorite gas station snack: Hot Cheeto Puffs

Favorite athlete growing up: Russell Westbrook

Favorite musician: Playboi Carti

Go-to breakfast spot: Original Pancake House

Favorite class in college: Sports history

Favorite podcast: 4th&1

Least favorite household chore: Folding clothes



JORDAN HANCOCK

JORDAN HANCOCK'S NFL REGULAR SEASON DEFENSIVE STATISTICS

DATE	TEAM	GP	GS	TACKLES							INTERCEPTIONS							FUMBLES					ST					MISC	
				TK	S	A	TFL	YDS	SK	YDS	QBH	NO	YDS	LG	TD	PD	FF	FR	TD	YDS	TK	S	A	FF	FR	S	A		
2025	Bills	13		0	11	5	6	0	0	0.0	0.0	0	0	0	0	0	0	0	0	0	11	4	7	0	0	0	0		
TOTALS		13		0	11	5	6	0	0	0.0	0.0	0	0	0	0	0	0	0	0	0	11	4	7	0	0	0	0		

SINGLE-GAME HIGHS: DEFENSIVE

Total Tackles 4 vs. New York Jets, Jan 04, 2026
Solo Tackles 1 vs. New York Jets, Jan 04, 2026

Special Teams Tackles 3 at Cleveland Browns, Dec 21, 2025

2025 GAME-BY-GAME REGULAR-SEASON STATISTICS (BILLS)

			TACKLES									INTERCEPTIONS					FUMBLES				ST				MISC					
DATE	OPP	P/S	TK	S	A	SK	YDS	TFL	YDS	QBH	NO	YDS	LG	TD	PD	FF	FR	TD	YDS	TK	S	A	FF	FR	S	A	W/L	SCORE		
09/07	Ravens		ON INACTIVE LIST																									W	41-40	
09/14	at Jets		ON INACTIVE LIST																									W	30-10	
09/18	Dolphins		INACTIVE																									W	31-21	
09/28	Saints	P	0	0	0	0.0	0.0	0	0	0	0	0	0	0	0	0	0	0	0	1	0	1	0	0	0	0	W	31-19		
10/05	Patriots		ON INACTIVE LIST																									L	20-23	
10/13	at Falcons	P	0	0	0	0.0	0.0	0	0	0	0	0	0	0	0	0	0	0	0	1	1	0	0	0	0	0	L	14-24		
10/26	at Panthers	P	3	1	2	0.0	0.0	0	0	0	0	0	0	0	0	0	0	0	0	2	1	1	0	0	0	0	W	40-9		
11/02	Chiefs	P	1	1	0	0.0	0.0	0	0	0	0	0	0	0	0	0	0	0	0	0	0	0	0	0	0	0	W	28-21		
11/09	at Dolphins	P	0	0	0	0.0	0.0	0	0	0	0	0	0	0	0	0	0	0	0	0	0	0	0	0	0	0	L	13-30		
11/16	Buccaneers	P	0	0	0	0.0	0.0	0	0	0	0	0	0	0	0	0	0	0	0	0	0	0	0	0	0	0	W	44-32		
11/20	at Texans	P	1	1	0	0.0	0.0	0	0	0	0	0	0	0	0	0	0	0	0	0	0	0	0	0	0	0	L	19-23		
11/30	at Steelers	P	0	0	0	0.0	0.0	0	0	0	0	0	0	0	0	0	0	0	0	2	0	2	0	0	0	0	W	26-7		
12/07	Bengals	P	2	1	1	0.0	0.0	0	0	0	0	0	0	0	0	0	0	0	0	1	1	0	0	0	0	0	W	39-34		
12/14	at Patriots	P	0	0	0	0.0	0.0	0	0	0	0	0	0	0	0	0	0	0	0	0	0	0	0	0	0	0	W	35-31		
12/21	at Browns	P	0	0	0	0.0	0.0	0	0	0	0	0	0	0	0	0	0	0	0	3	1	2	0	0	0	0	W	23-20		
12/28	Eagles	P	0	0	0	0.0	0.0	0	0	0	0	0	0	0	0	0	0	0	0	0	0	0	0	0	0	0	L	12-13		
01/04	Jets	P	4	1	3	0.0	0.0	0	0	0	0	0	0	0	0	0	0	0	0	1	0	1	0	0	0	0	W	35-8		
2025 TOTALS			13-0	11	5	6	0.0	0.0	0	0	0	0	0	0	0	0	0	0	0	11	4	7	0	0	0	0	12-5			

**TE | 85**

JACKSON HAWES

BORN: December 6, 2000 | **HT:** 6-4 | **WT:** 253 | **Rookie****COLLEGE:** Georgia Tech**ACQUIRED:** Draft (2025, R5) **12hawes12** **hawesie12**

FIRST-AND-10

JACKSON HAWES was selected by the Bills in the 5th round in 2025. Hawes, who began his collegiate career at Yale, became the first player from Georgia Tech drafted by Buffalo since 2004.

SHOUTOUTS

- With 3 touchdowns, ranked tied for 4th in the NFL for most TD catches among rookie tight ends in 2025.
- Grabbed a 3-yard TD pass from Josh Allen on a 4th-and-goal play in the 4th quarter vs. Cin (12/7/25).
- Scored on a 26-yard grab at Mia. (11/9/25).
- Registered first NFL touchdown on a 5-yard shovel pass from Allen vs. Mia. (9/18/25).
- Hauled in a 29-yard pass from Allen for his first NFL reception late in the 4th quarter in NFL debut vs. Bal. (9/7/25).
- In one season at Georgia Tech in 2024, posted 16 receptions for 195 yards in 12 games.
- Recorded a career-high tying 4 receptions for 46 yards in an 8-overtime, 44-42 loss at Georgia (11/29/24).
- Registered 2 catches for 41 yards, including a season-long 33 yarder, at Louisville (9/21/24).
- Tallied his first reception at Georgia Tech in a victory vs. Georgia State (8/31/24).
- Earned 2nd-team All-Ivy status in his final season at Yale in 2023. Caught 9 passes for 97 yards and a touchdown.
- Scored on a 9-yard touchdown grab from Nolan Grooms vs. Penn (10/21/23).
- In 2022, named 2nd-team All-Ivy with 13 catches for 139 yards and team-leading 4 touchdown receptions.
- Grabbed a 5-yard touchdown pass from Nolan Grooms in the 4th quarter that served as the game-winning score in a 19-14 victory at Harvard (11/19/22) to clinch the Ivy League Championship.

IF YOU HAVEN'T HERD

"ON FIELD, I'M DEFINITELY LOOKING TO PUNISH"

Jackson Hawes doesn't mind being called a "throwback" player because of his tenacious blocking.

"I think the tight end position in recent years in the NFL has gone a little bit away from that in-line (blocking) tight end as teams are passing more," Hawes said. "I think the NFL is interesting because teams will start passing more. Defenses will adjust to that. They'll get back to the run. It's a big cycle."

He played at Yale from 2019-23. He thought he could be an undrafted player and or maybe a late-round pick. But decided to transfer to play in the ACC and try to improve his draft status. Hawes' brutally physical style of play doesn't seem to match with a congenial personality.

"Off the field, I'm pretty enthusiastic, Labrador retriever-type of guy," Hawes said. "On the field, I'm definitely looking to punish. I'm looking to put my face mask underneath guys chinstrap." (**D. Orlando Ledbetter, Atlanta Journal Constitution, February 27, 2025**)

THE STAMPEDE

Favorite movie: Shawshank Redemption

Favorite musical artist: Slightly Stoopid

First job: Started a lawn mowing business

Favorite book: The Count of Monte Cristo

Go-to breakfast spot: Waffle House

PERSONAL

Is the son of Justin, an orthopedic trauma surgeon in Salt Lake City, UT, and Lucy Hawes, who earned a law degree from University of Utah. Is the oldest of 4 children with a brother, Ben, and two sisters, Vivien and Lydia. Born in Bala Cynwyd, PA, while his father was doing his residency at Penn Hospital. Played receiver and defensive end at Highland High School in Salt Lake City, UT. Also competed in basketball. Hobbies include cooking, journaling, walking, reading, wake surfing, and skiing. Earned a degree in economics from Yale.



JACKSON HAWES

JACKSON HAWES' NFL REGULAR SEASON RUSHING/RECEIVING STATISTICS

DATE	TEAM	RECEIVING							RUSHING				
		GP	GS	NO.	YDS.	AVG.	LG	TD	NO.	YDS.	AVG.	LG	TD
2025	Bills	17	8	16	187	11.7	29	3	0	0	0.0	0	0
TOTALS		17	8	16	187	11.7	29	3	0	0	0.0	0	0

SINGLE-GAME HIGHS: RECEIVING

Receptions

2 at Cleveland Browns, Dec 21, 2025

Receiving Yards

29 vs. Baltimore Ravens, Sep 07, 2025

Longest Receptions

29 vs. Baltimore Ravens, Sep 07, 2025

Receiving TDs

1 at Miami Dolphins, Nov 09, 2025

All-Purpose Yards

29 vs. Baltimore Ravens, Sep 07, 2025

Most TDs

1 vs. Cincinnati Bengals, Dec 07, 2025

Scrimmage Yards

29 vs. Baltimore Ravens, Sep 07, 2025

2025 GAME-BY-GAME REGULAR-SEASON STATISTICS (BILLS)

DATE	OPPONENT	P/S	RECEIVING					RUSHING					W/L	SCORE
			NO.	YDS.	AVG.	LG	TD	NO.	YDS.	AVG.	LG	TD		
09/07	Ravens	P	1	29	29.0	29	0	0	0	0.0	0	0	W	41-40
09/14	at Jets	P	1	5	5.0	5	0	0	0	0.0	0	0	W	30-10
09/18	Dolphins	P	1	5	5.0	5	1	0	0	0.0	0	0	W	31-21
09/28	Saints	S	1	15	15.0	15	0	0	0	0.0	0	0	W	31-19
10/05	Patriots	P	0	0	0.0	0	0	0	0	0.0	0	0	L	20-23
10/13	at Falcons	S	0	0	0.0	0	0	0	0	0.0	0	0	L	14-24
10/26	at Panthers	S	2	15	7.5	12	0	0	0	0.0	0	0	W	40-9
11/02	Chiefs	P	1	18	18.0	18	0	0	0	0.0	0	0	W	28-21
11/09	at Dolphins	S	1	26	26.0	26	1	0	0	0.0	0	0	L	13-30
11/16	Buccaneers	P	0	0	0.0	0	0	0	0	0.0	0	0	W	44-32
11/20	at Texans	S	2	26	13.0	18	0	0	0	0.0	0	0	L	19-23
11/30	at Steelers	S	1	10	10.0	10	0	0	0	0.0	0	0	W	26-7
12/07	Bengals	P	1	3	3.0	3	1	0	0	0.0	0	0	W	39-34
12/14	at Patriots	S	1	9	9.0	9	0	0	0	0.0	0	0	W	35-31
12/21	at Browns	S	2	26	13.0	18	0	0	0	0.0	0	0	W	23-20
12/28	Eagles	P	0	0	0.0	0	0	0	0	0.0	0	0	L	12-13
01/04	Jets	P	1	0	0.0	0	0	0	0	0.0	0	0	W	35-8
2025 TOTALS		17-8	16	187	11.7	29	3	0	0	0.0	0	0	12-5	

**CB | 7**

TARON JOHNSON

BORN: July 27, 1996 | **HT:** 5-11 | **WT:** 192 | **5th year****COLLEGE:** Weber State**ACQUIRED:** Draft (2018, R4) **Taronj11** **Taonj11**

FIRST-AND-10

TARON JOHNSON signed a three year contract extension with the Bills in 2024, extending his stay in Buffalo through 2027. Johnson was the 121st overall selection in the 4th round of the 2018 NFL Draft by the Bills and he became the first Weber State player to be selected in the NFL Draft since 2010 and collected All-Pro Honors in 2023.

SHOUTOUTS

- Recovered a fumble in the end zone vs NE (12/22/24), marking the first Bills fumble recovery touchdown since 2020 (Jerry Hughes at Denver). He is the first Bill since Nickell Robey-Coleman in 2016 to record one INT return TD, one fumble return TD in a single season.
- Returned an INT for a TD at IND (11/10/24) on the Colts' first play of the game, his third career INT TD (including playoffs). He also tallied a sack, becoming the first Bills DB to record a sack and INT TD in a game.
- In his first game action since Week 1, intercepted Aaron Rodgers on the Jets' final drive (10/14/24) of the game to seal the victory for the Bills. The interception was his first since Week 6 of 2022 (at KC).
- Earned first career All-Pro honors (second team), playing in all 17 games in 2023 accumulating 98 (72 solo), one sack, two QB hits, eight passes defended, three TFLs, three forced fumbles and one fumble recovery.
- Had a game sealing pass breakup on the final play of the game and recorded both a game-high and a new career high 15 total tackles vs NYG (10/15/23). 15 tackles were most by Bills DB in a game since Da'Norris Searcy had 16 vs CIN (10/13/13).

PERSONAL

Taron (TARE-un) is the son of Baron Johnson, who served in the Air Force. His mother, Trina, passed away from breast cancer in 2005. He studied criminal justice while at Weber State. Has a French bulldog named Deuce and lives with his wife Meghan, welcomed their baby boy Sevyn in 2024.

IF YOU HAVEN'T HERD

MY FIRST LOVE

"My love for the game probably came as I got better," said Taron. "In my first couple of years, I wasn't that good."

As the world witnessed, Taron's natural athletic ability and work ethic separated him from other kids.

"I was a basketball player. I ran track. I played a little bit of baseball. I loved competing, so when I got better, it got fun."

No. 7 comes from a family full of athletes, and he credits his dad, who made sure Taron always puts in the extra work.

"I just remember us practicing basketball when I was a kid and him just telling me how much hard work matters."

Taron credits a list of people from his father, his trainers, and his coaches in helping the nickel corner reach the level Bills Mafia sees him at today. However, he says it was his mother who put everything in motion.

"She was the one who put me in football. My dad wasn't the one who put me in football. She was like my son is going to play football type of thing."

His family motivation goes deeper than just the athletic accomplishments of his sister. Taron uses the loss of his mother at the age of 9 as his main desire to make his family proud. Trina Johnson passed away from breast cancer in 2005.

"The biggest thing she instilled in me was probably my faith. She's inspirational for sure. She introduced me to the game, and I'm thankful for it." ([wkbw.com](https://www.wkbw.com), **Briana Aldridge, Oct. 26, 2023**)





TARON JOHNSON

A CLOSE BOND

Due to the unfortunate passing of his mother, Trina, when Taron was 9, Taron and his father, Baron, formed a very close relationship that has helped make Taron the man he is today. Taron credits his father for showing him the meaning of hard work and that anything could be accomplished if he worked hard enough.



"If there is something he instilled in me at a very young age, it was my work ethic and learning from my mistakes. That's how I got here," Johnson told BuffaloBills.com.

THE PICK 6

Taron Johnson knows that the play he is most remembered for in his Bills career is his 101-yard interception return for a touchdown against the Ravens in the AFC divisional round in 2021. "Taron Johnson," Josh Allen said to the media after the game. "That's a play that people are going to remember for a long time here in Buffalo, potentially a franchise-altering play." Despite the magnitude of that moment, Johnson hopes to be known for many more plays to come and is putting in the work to make sure that isn't his only legacy. "It's an honor. Just thankful for that opportunity that I had," Johnson said to the Buffalo News in July. "I mean, I don't just want to be known for that play. I want to make a lot of noise throughout my time in the NFL, but that was such a huge play. Honestly, I'll never forget it, and I'll never forget the feeling, either. Hopefully, more plays to make just like that, where there's a bigger play in a bigger game."



MOTIVATION

Taron Johnson has never needed to look very far to find the motivation he needed to push himself harder in his athletic pursuits. Johnson's older sister, Treana, earned All-American honors at BYU in track and field. Since she was three years older, Taron was always chasing after her accomplishments.

His family motivation goes deeper than just the athletic accomplishments of his sister. Taron uses the loss of his mother at the age of 9 as his main desire to make his family proud. Trina Johnson passed away from breast cancer in 2005. "I feel like I play for her."



THE STAMPEDE

Favorite movie:

Remember the Titans

Favorite TV show: Mobland

Dream vacation spot: Italy

First car: 1998 Lincoln Navigator

Go-to breakfast spot:

Blue Eyed Bakery

First concert he attended: YG

Gas station snack: Slim Jim

Favorite artist: Rod Wave

Favorite restaurant: Komodo

Best sports jersey: Dwayne Wade

Favorite food: Wings



BUFFALO TRACKS

LONGEST TENURED BILLS

- Reid Ferguson (since 2016)
- Dion Dawkins and Matt Milano (since 2017)
- Josh Allen and **Taron Johnson (since 2018)**



TARON JOHNSON

TARON JOHNSON'S NFL REGULAR SEASON DEFENSIVE STATISTICS

				TACKLES										INTERCEPTIONS					FUMBLES					ST			
DATE	TEAM	GP	GS	TK	S	A	TFL	YDS	SK	YDS	QBH	NO	YDS	LG	TD	PD	FF	FR	TD	YDS	TK	S	A	FF	FR		
2018	Bills	11	2	41	33	8	1	4	1.0	6.0	1	1	0	0	0	3	1	0	0	0	1	1	0	0	0		
2019	Bills	12	7	50	39	11	2	8	1.0	7.0	1	0	0	0	5	1	0	0	0	0	1	0	0	0	0		
2020	Bills	16	10	93	70	23	5	21	1.0	6.0	3	1	51	51+	1	7	1	0	0	0	1	0	1	0	0		
2021	Bills	16	15	76	53	23	4	29	3.0	24.0	3	1	4	4	0	7	1	0	0	0	0	0	0	0	0		
2022	Bills	16	15	89	67	22	6	4	0.0	0.0	0	1	2	2	0	9	0	0	0	0	1	0	1	0	1		
2023	Bills	17	17	98	72	26	3	3	1.0	1.0	2	0	0	0	0	8	3	1	0	0	0	0	0	0	0		
2024	Bills	12	12	65	42	23	1	1	1.0	1.0	1	2	23	23+	1	5	1	1	1	0	0	0	0	0	0		
2025	Bills	13	8	57	34	23	1	2	0.0	0.0	0	0	0	0	0	4	0	0	0	0	0	0	0	0	0		
TOTALS		113	86	569	410	159	23	72	8.0	45.0	11	6	80	51T	2	48	8	2	1	0	3	1	2	0	1		

TARON JOHNSON'S NFL POSTSEASON DEFENSIVE STATISTICS

				TACKLES										INTERCEPTIONS							FUMBLES					ST				
DATE	TEAM	GP	GS	TK	S	A	TFL	YDS	SK	YDS	QBH	NO	YDS	LG	TD	PD	FF	FR	TD	YDS	TK	S	A	FF	FR					
2019	Bills	1	1	0	0	0	0	0	0.0	0.0	0	0	0	0	0	0	0	0	0	0	0	0	0	0	0					
2020	Bills	3	2	17	14	3	2	2	0.0	0.0	0	1	101	101+	1	3	0	0	0	0	0	0	0	0	0					
2021	Bills	2	2	12	9	3	1	1	1.0	1.0	0	0	0	0	0	0	0	0	0	0	0	0	0	0						
2022	Bills	2	2	13	9	4	1	0	0.0	0.0	1	0	0	0	2	0	0	0	0	0	0	0	0	0						
2023	Bills	2	2	8	5	3	0	0	0.0	0.0	0	0	0	0	0	1	0	0	0	0	0	0	0	0						
2024	Bills	3	2	11	7	4	0	0	0.0	0.0	0	0	0	0	0	1	0	0	0	0	0	0	0	0						
TOTALS		13	11	61	44	17	4	3	1.0	1.0	1	1	101	101T	1	7	1	0	0	0	0	0	0	0						

SINGLE-GAME HIGHS: DEFENSIVE

Total Tackles 15 vs. New York Giants, Oct 15, 2023
Solo Tackles 9 vs. New York Giants, Oct 15, 2023
Sacks 1.0 at Indianapolis Colts, Nov 10, 2024
Passes Defensed 2 at Indianapolis Colts, Nov 10, 2024
Forced Fumbles 1 vs. Miami Dolphins, Nov 03, 2024

Fumble Recoveries 1 vs. New England Patriots, Dec 22, 2024
Tackles For Loss 2 at Arizona Cardinals, Nov 15, 2020
Interceptions 1 at New York Jets, Oct 14, 2024
Interception Return Yards 51 vs. Pittsburgh Steelers, Dec 13, 2020
Special Teams Tackles 1 vs. Tennessee Titans, Sep 19, 2022

[illegible]

**RB | 26**

TY JOHNSON

BORN: September 17, 1997 | **HT:** 5-10 | **WT:** 210 | **6th year****COLLEGE:** Maryland**ACQUIRED:** Free Agent (2023) **tjohnson2442**

FIRST-AND-10

TY JOHNSON has played a key role in the Bills offensive backfield rotation since signing with Buffalo on August 21, 2023. Johnson originally entered the NFL as a 6th round pick of the Detroit Lions in 2019. He was claimed off waivers from the Lions by the NY Jets in 2020 and played in 44 games with the Jets from 2020-22.

SHOUTOUTS

- Posted a career-high 5 touchdowns in 2025.
- Logged first multi-TD game of career with a 6-yard run and a 6-yard catch for scores vs. NYJ (1/4/26).
- His 52-yard TD reception vs. TB (11/16/25) was the longest play of his career.
- Posted a 3-yard touchdown run vs. KC (11/2/25).
- Scored first career postseason touchdown on a sliding, 24-yard grab from Josh Allen on a 4th-and-1 play in AFC Wild Card game win vs. Den (1/12/25).
- Led Bills running backs with 284 receiving yards in 2024, while rushing for 214 yards. Scored 4 total touchdowns.
- Registered 114 receiving yards on 5 catches at Det. (12/15/24), most by a Bills RB since Fred Jackson in 2010.
- Scored on a 41-yard pass from Allen at LAR (12/8/24).
- Hauled in a 33-yard pass from Allen on 3rd-and-12 to set up a TD at Mia. (9/12/24).
- Saw action in 10 regular season games and 2 postseason contests with the Bills in 2023. Tallied 132 rushing yards, 62 receiving yards and a receiving TD.
- Recorded his first touchdown as a Bill against his former team vs. NYJ (11/19/23) on a 28-yard catch from Allen.
- Notched his first career 100-yard rushing performance with a career-high 104 yards and a TD on 22 carries vs. LV (12/6/20). The TD (a 1-yard run) was the first of his career and gave the Jets a 28-24 lead late in the 4th quarter.

IF YOU HAVEN'T HERD

MANIFEST

In 2019, Johnson's friend Ike Ogwuegbu started an apparel company named Veii. He took inspiration and Ty and Ike partnered to create a clothing brand Manifest.



"I saw what he was doing and was interested cause looking at what I wear, I wear graphic tees a lot so I said 'why shouldn't I have something of my own?' So that's what Manifest is for me."

When you think of Manifest, Ty wants you to think of just that manifesting your dreams and the 12 laws of the universe.

"Manifest also is more than just a clothing brand it's also a mental awareness initiative, I want people to wear the clothes and also think about conquering everything that life throws at you, clothes instill confidence and that's what I want this brand to inspire in people who wear them."

THE STAMPEDE

First job: Church league basketball referee

Go-to breakfast spot: Cafe Mark in Cumberland, MD

Favorite athletes of all-time: Muhammad Ali, Walter Payton and Reggie Bush

Favorite meal to cook: Birria tacos with salsa verde

Favorite restaurant: D'Atri's. It's a hole-in-the-wall place in Cumberland, MD, my home town

Least favorite household chore: Washing dishes

PERSONAL

Is the son of Tracy Johnson. Has an older brother, Leroy, and an older sister, Lakeisha. Owns three dogs: Luigi, a Golden Retriever, Panda, an Akita, and Kenji, an Australian mountain dog. Attended Fort Hill High School (MD) and was the first player in more than 20 years from Fort Mill to receive a Division 1 football scholarship. Hobbies include snowboarding, raving, cooking and line dancing. Also enjoys real estate. Earned a degree in family science.



TY JOHNSON'S NFL REGULAR SEASON RUSHING/RECEIVING STATISTICS

				RUSHING					RECEIVING				
DATE	TEAM	GP	GS	NO.	YDS.	AVG.	LG	TD	NO.	YDS.	AVG.	LG	TD
2019	Lions	16	1	63	273	4.3	40	0	24	109	4.5	13	0
2020	Lions	2	0	0	0	0.0	0	0	0	0	0.0	0	0
2020	Jets	0	0	54	254	4.7	34	1	16	99	6.2	18t	1
2020	TOTAL	2	0	54	254	4.7	34	1	16	99	6.2	18t	1
2021	Jets	16	3	61	238	3.9	24	2	34	372	10.9	23	2
2022	Jets	17	1	30	160	5.3	32t	1	12	88	7.3	16	0
2023	Bills	10	0	30	132	4.4	13	0	7	62	8.9	28t	1
2024	Bills	17	1	41	213	5.2	19	1	18	284	15.8	41t	3
2025	Bills	17	0	50	200	4.0	23	3	24	263	11.0	52t	2
TOTALS		95	6	329	1,470	4.5	40	8	135	1,277	9.5	52T	9

TY JOHNSON'S NFL POSTSEASON RUSHING/RECEIVING STATISTICS

				RUSHING					RECEIVING				
DATE	TEAM	GP	GS	NO.	YDS.	AVG.	LG	TD	NO.	YDS.	AVG.	LG	TD
2023	Bills	2	0	15	66	4.4	15	0	1	14	14.0	14	0
2024	Bills	3	1	20	94	4.7	17	0	4	34	8.5	24t	1
TOTALS		5	1	35	160	4.6	17	0	5	48	9.6	24T	1

TY JOHNSON'S NFL REGULAR SEASON RETURN STATISTICS

		KICKOFF RETURNS					PUNT RETURNS					
DATE	TEAM	RET.	YDS.	AVG.	LG	TD	NO.	FC	YDS.	AVG.	LG	TD
2019	Lions	3	58	19.3	25	0	0	0	0	0.0	0	0
2020	Lions	0	0	0.0	0	0	0	0	0	0.0	0	0
2020	Jets	5	94	18.8	25	0	0	0	0	0.0	0	0
2020	TOTAL	5	94	18.8	25	0	0	0	0	0.0	0	0
2021	Jets	3	57	19.0	26	0	0	0	0	0.0	0	0
2022	Jets	3	39	13.0	19	0	0	0	0	0.0	0	0
2023	Bills	8	161	20.1	24	0	0	0	0	0.0	0	0
2024	Bills	5	130	26.0	45	0	0	0	0	0.0	0	0
2025	Bills	11	240	21.8	31	0	0	0	0	0.0	0	0
TOTALS		38	779	20.5	45	0	0	0	0	0.0	0	0



2025 GAME-BY-GAME REGULAR-SEASON STATISTICS (BILLS)

DATE	OPPONENT	P/S	RUSHING					RECEIVING					W/L	SCORE
			NO.	YDS.	AVG.	LG	TD	NO.	YDS.	AVG.	LG	TD		
09/07	Ravens	P	2	24	12.0	17	0	0	0	0.0	0	0	W	41-40
09/14	at Jets	P	2	6	3.0	3	0	0	0	0.0	0	0	W	30-10
09/18	Dolphins	P	3	13	4.3	7	0	1	8	8.0	8	0	W	31-21
09/28	Saints	P	1	0	0.0	0	0	0	0	0.0	0	0	W	31-19
10/05	Patriots	P	2	10	5.0	7	0	0	0	0.0	0	0	L	20-23
10/13	at Falcons	P	1	5	5.0	5	0	1	11	11.0	11	0	L	14-24
10/26	at Panthers	P	4	6	1.5	4	0	0	0	0.0	0	0	W	40-9
11/02	Chiefs	P	2	8	4.0	5	1	2	12	6.0	9	0	W	28-21
11/09	at Dolphins	P	1	2	2.0	2	0	2	24	12.0	16	0	L	13-30
11/16	Buccaneers	P	1	9	9.0	9	0	2	61	30.5	52	1	W	44-32
11/20	at Texans	P	2	7	3.5	9	0	3	45	15.0	23	0	L	19-23
11/30	at Steelers	P	2	5	2.5	3	0	3	20	6.7	9	0	W	26-7
12/07	Bengals	P	2	25	12.5	23	0	2	14	7.0	7	0	W	39-34
12/14	at Patriots	P	4	13	3.3	9	0	3	15	5.0	12	0	W	35-31
12/21	at Browns	P	3	16	5.3	9	1	0	0	0.0	0	0	W	23-20
12/28	Eagles	P	5	15	3.0	8	0	3	33	11.0	21	0	L	12-13
01/04	Jets	P	13	36	2.8	7	1	2	20	10.0	14	1	W	35-8
2025 TOTALS		17-0	50	200	4.0	23	3	24	263	11.0	52	2	12-5	

**DT | 92**

DAQUAN JONES

BORN: December 27, 1991 | **HT:** 6-4 | **WT:** 320 | **12th year****COLLEGE:** Penn State**ACQUIRED:** Free Agent (2022) **RiDQulous_98** **dqj_90**

FIRST-AND-10

DAQUAN JONES joined the Bills in 2022 as an unrestricted free agent and re-signed to a two-year deal on March 12, 2024. A 4th round draft pick of Tennessee in 2014 from Penn State, Jones played his first 7 NFL seasons for the Titans (2014-20). He played one year for Carolina in 2021 and the 2022-24 seasons with Buffalo.

SHOUTOUTS

- His 3 sacks in 2025 are his most since 2017 (3.5 with Tennessee).
- Recorded the first career interception at any level of football at Cle. (12/21/25) off of Shadeur Sanders.
- Forced a fumble of Baker Mayfield on a sack vs. TB (11/16/25) in the 4th quarter to seal a win.
- Played in his 150th regular season game vs. KC (11/17/24).
- Registered a sack in back-to-back games at NYJ (10/14/24) and vs. Ten. (10/20).
- Posted 16 tackles and 2.5 sacks in 7 regular season games in 2023. Also played in both playoff games.
- Notched a sack of Tua Tagovailoa vs. Mia. (10/1/23).
- Posted 1.5 sacks of Sam Howell at Was. (9/24/23), the most he has recorded in a Bills uniform.
- Tallied 38 tackles, including 2 sacks, and a fumble recovery in first season in Buffalo in 2022.
- Recovered a fumble vs. NYJ (12/11/22).
- Posted a sack of Jared Goff at Det. (11/24/22).
- Blocked a 34-yard field goal attempt vs. Cle. (11/20/22).
- Played in all 17 games in one season in Carolina in 2021, recording 38 tackles, a forced fumble and a sack.
- Recorded a sack of Lamar Jackson vs. Bal. (1/10/21) in AFC Wild Card game and a half sack of Patrick Mahomes in AFC Championship game at KC (1/19/20).

IF YOU HAVEN'T HERD

CORNHOLE CHAMP

In 2024, Jones and Blaine Rosier captured the American Cornhole League's celebrity NFL Superhole Tournament that was televised on ESPN. In the championship round, Jones' squad defeated the team of Bills teammate Dion Dawkins. Jones also hosts an annual Cornhole Classic in his hometown of Binghamton, NY. Cornhole is a staple in the Bills locker room around meetings and practice.

"It sparks conversation and it helps you get to know your teammates better," Jones said. "It's also another way to drive the competitive edge and I think makes this team better as a whole."

CREATING A LEGACY IN BINGHAMTON

Born and raised near Binghamton, Jones has not forgotten about his roots. In fact, he opened up a restaurant there in 2021 called the Legacy Lounge. "It means a lot just because I was fortunate being one of the ones that made it out of the area and made my situation better for me and my family," Jones said. "For me to bring a business back here means a lot because I can offer jobs to people and offer insight of a little bit about my life that I've gotten to experience."

THE STAMPEDE

Favorite player growing up: Brian Dawkins**Favorite food to consume in a car:** Hamburgers**First job:** Snow plowing**Top of bucket list:** Travel the US in an RV and do restaurant reviews along the way**Go-to breakfast spot:** My house

PERSONAL

He and his wife, Alexis, have a daughter, Mya, and a son, Jace. Is the son of Steve Jones and Valie Newborn. Has three brothers: Devon Newborn, DaShaun Jones and Dajon Knighton. Has two Mastiffs: Biscuit and Luna. Majored in criminal justice. Competed in football, basketball and track at Johnson City (NY) Senior High School. Hosts a podcast, Create Your Legacy, on Instagram and YouTube (@c.y.legacy).



DAQUAN JONES

DAQUAN JONES' NFL REGULAR SEASON DEFENSIVE STATISTICS

				TACKLES								INTERCEPTIONS					FUMBLES				ST				MISC			
DATE	TEAM	GP	GS	TK	S	A	TFL	YDS	SK	YDS	QBH	NO	YDS	LG	TD	PD	FF	FR	TD	YDS	TK	S	A	FF	FR	S	A	
2014	Titans	7		1	8	5	3	1	2	1.0	1.0	2	0	0	0	0	0	1	0	0	0	0	0	0	0	0	0	
2015	Titans	16	16	45	25	20	3	6	0.0	0.0	3	0	0	0	0	0	0	1	0	0	0	0	0	0	0	0	0	
2016	Titans	16	16	26	17	9	2	12	1.5	12.0	3	0	0	0	0	0	0	1	1	0	0	0	0	0	0	0	0	
2017	Titans	12	12	31	19	12	4	19	3.5	20.0	6	0	0	0	0	0	0	0	0	0	0	0	0	0	0	0	0	
2018	Titans	16	16	34	20	14	4	12	0.0	0.0	5	0	0	0	0	1	0	0	0	0	0	0	0	0	0	0	0	
2019	Titans	16	16	42	21	21	0	0	1.0	0.0	2	0	0	0	0	3	0	0	0	0	0	0	0	0	0	0	0	
2020	Titans	16	16	49	29	20	4	15	2.0	13.0	6	0	0	0	0	0	1	0	0	0	0	0	0	0	0	0	0	
2021	Panthers	17	17	39	19	20	1	7	1.0	7.0	6	0	0	0	0	0	1	0	0	0	0	0	0	0	0	0	0	
2022	Bills	16	16	38	22	16	3	7	2.0	14.5	11	0	0	0	0	0	0	1	0	0	0	0	0	0	0	0	0	
2023	Bills	7	7	16	8	8	4	20	2.5	17.0	5	0	0	0	0	0	0	0	0	0	0	0	0	0	0	0	0	
2024	Bills	16	16	23	11	12	5	18	2.5	12.0	7	0	0	0	0	1	0	0	0	0	0	0	0	0	0	0	0	
2025	Bills	12	12	22	11	11	3	11	3.0	8.0	8	1	1	1	1	0	2	1	0	0	0	0	0	0	0	0	0	
TOTALS		167		161	373	207	166	34	129	20.0	104.5	64	1	1	1	0	7	4	3	1	0	0	0	0	0	0	0	

DAQUAN JONES' NFL POSTSEASON DEFENSIVE STATISTICS

			TACKLES										INTERCEPTIONS					FUMBLES			ST				MISC		
DATE	TEAM	GP	GS	TK	S	A	TFL	YDS	SK	YDS	QBH	NO	YDS	LG	TD	PD	FF	FR	TD	YDS	TK	S	A	FF	FR	S	A
2017	Titans	0	0	0	0	0	0	0	0.0	0.0																	
2019	Titans	3	3	6	2	4	0	0	0.5	0.0	3	0	0	0	0	0	0	0	0	0	0	0	0	0	0	0	0
2020	Titans	1	1	3	2	1	1	8	1.0	8.0	1	0	0	0	0	0	0	0	0	0	0	0	0	0	0	0	0
2022	Bills	1	1	1	0	1	0	0	0.0	0.0	1	0	0	0	0	0	0	0	0	0	0	0	0	0	0	0	0
2023	Bills	2	2	3	0	3	0	0	0.0	0.0	0	0	0	0	0	0	0	0	0	0	0	0	0	0	0	0	0
2024	Bills	3	3	6	3	3	0	0	0.0	0.0	0	0	0	0	0	0	0	0	0	0	0	0	0	0	0	0	0
TOTALS		10	10	19	7	12	1	8	1.5	8.0	5	0	0	0	0	0	0	0	0	0	0	0	0	0	0	0	0

SINGLE-GAME HIGHS: DEFENSIVE

Total Tackles 9 at Buffalo Bills, Oct 07, 2018
Solo Tackles 7 at San Diego Chargers, Nov 06, 2016
Sacks 2.0 at Indianapolis Colts, Nov 26, 2017
Passes Defensed 1 at Cleveland Browns, Dec 21, 2025

Forced Fumbles 1 vs. Tampa Bay Buccaneers, Nov 16, 2025
Fumble Recoveries 1 vs. New York Jets, Dec 11, 2022
Tackles For Loss 3 at Indianapolis Colts, Nov 26, 2017
Interceptions 1 at Cleveland Browns, Dec 21, 2025



DAQUAN JONES

2025 GAME-BY-GAME REGULAR-SEASON STATISTICS (BILLS)

			TACKLES								INTERCEPTIONS					FUMBLES				ST				MISC					
DATE	OPP	P/S	TK	S	A	SK	YDS	TFL	YDS	QBH	NO	YDS	LG	TD	PD	FF	FR	TD	YDS	TK	S	A	FF	FR	S	A	W/L	SCORE	
09/07	Ravens	S	1	1	0	0.0	0.0	1	1	0	0	0	0	0	0	0	0	0	0	0	0	0	0	0	0	0	W	41-40	
09/14	at Jets	S	1	1	0	1.0	0.0	0	0	0	0	0	0	0	0	0	0	0	0	0	0	0	0	0	0	0	W	30-10	
09/18	Dolphins	S	1	1	0	0.0	0.0	1	2	0	0	0	0	0	0	0	0	0	0	0	0	0	0	0	0	0	W	31-21	
09/28	Saints	S	3	1	2	1.0	0.0	0	0	1	0	0	0	0	0	0	0	0	0	0	0	0	0	0	0	0	W	31-19	
10/05	Patriots	S	2	0	2	0.0	0.0	0	0	1	0	0	0	0	0	0	0	0	0	0	0	0	0	0	0	0	L	20-23	
10/13	at Falcons		DID NOT PLAY (NON-INJURY)																								L	14-24	
10/26	at Panthers		ON INACTIVE LIST																								W	40-9	
11/02	Chiefs		ON INACTIVE LIST																								W	28-21	
11/09	at Dolphins	S	1	0	1	0.0	0.0	0	0	1	0	0	0	0	0	0	0	0	0	0	0	0	0	0	0	0	L	13-30	
11/16	Buccaneers	S	4	2	2	1.0	8.0	1	8	1	0	0	0	0	0	1	0	0	0	0	0	0	0	0	0	0	W	44-32	
11/20	at Texans	S	0	0	0	0.0	0.0	0	0	2	0	0	0	0	1	0	0	0	0	0	0	0	0	0	0	0	L	19-23	
11/30	at Steelers	S	2	1	1	0.0	0.0	0	0	0	0	0	0	0	0	0	0	0	0	0	0	0	0	0	0	0	W	26-7	
12/07	Bengals	S	2	1	1	0.0	0.0	0	0	2	0	0	0	0	0	0	0	0	0	0	0	0	0	0	0	0	W	39-34	
12/14	at Patriots	S	1	1	0	0.0	0.0	0	0	0	0	0	0	0	0	0	0	0	0	0	0	0	0	0	0	0	W	35-31	
12/21	at Browns	S	4	2	2	0.0	0.0	0	0	0	1	1	1	0	1	0	0	0	0	0	0	0	0	0	0	0	W	23-20	
12/28	Eagles		INACTIVE																								L	12-13	
01/04	Jets		ON INACTIVE LIST																								W	35-8	
2025 TOTALS			12-12	22	11	11	3.0	8.0	3	11	8	1	1	1	0	2	1	0	0	0	0	0	0	0	0	0	12-5		

**TE | 86**

DALTON KINCAID

BORN: October 18, 1999 | **HT:** 6-4 | **WT:** 246 | **3rd year****COLLEGE:** Utah**ACQUIRED:** Draft (2023, R1) **_DaltonKincaid** **daltonkincaid**

FIRST-AND-10

DALTON KINCAID was selected by the Bills in the first round (25th overall) in 2023. Kincaid played for San Diego for two seasons (2018-19) before transferring to Utah (2020-22).

SHOUTOUTS

- Led the Bills with a career-high 5 receiving TDs in 2025.
- Joined Paul Costa as the only two Bills TEs to record two 100-yard receiving games in the same season after tallying 108 yards vs. NE (10/5/25) and 101 yards vs. KC (11/2/25).
- Played in 13 games during the 2024 season. Totaled 44 receptions for 448 yards and two touchdowns.
- His 73 receptions in 2023 are the most ever by a Bills rookie/first-year player in a season, breaking the mark set by Sammy Watkins (65 in 2014). His 73 receptions are also the most by a Bills TE in a season, surpassing Pete Metzelaars' 68 in 1993.
- Finished the 2023 season second among all rookie TEs in receptions (73) and receiving yards (673) and tied for second in touchdown receptions (2).
- Recorded 10 receptions for 81 yards at CIN (11/5/23). He's just the third Bills TE to record 10+ receptions in a game, joining Keith McKeller and Pete Metzelaars.
- Caught his first career touchdown on a 22-yard pass from Josh Allen vs. TB (10/26/23).
- Started in his NFL debut at NYJ (9/11/23).
- Was a semifinalist for the John Mackey Award in 2022.

PERSONAL

Son of Vicki and Clark Kincaid. Played just one year of varsity high school football at Faith Lutheran High School. Majored in business management. Enjoys golfing in his free time. Has a Goldendoodle named Luke.

IF YOU HAVEN'T HERD

LIKE A CARTOON CHARACTER

When Buffalo Bills tight end coach Rob Boras turns on the tape, he knows who he's guaranteed to see: rookie tight end Dalton Kincaid.

"The thing I love about Dalton is that when you hit pause at the end of the play, he's always in the camera," Boras said. "So, even if he doesn't have the ball, he's finishing by the ball."

Take Bills wide receiver Khalil Shakir's 81-yard touchdown earlier this season – a touchdown that featured some key blocks by Kincaid. The Bills had Kincaid mic'd up for the game, and he explained his play as only he could.

"I ran down, and just DOOT!" Kincaid says.

But what, exactly, does "doot" mean?

"I have no idea," Kincaid told The Buffalo News. "I don't even remember saying that, to be honest."

Conscientious of his catchphrases or not, Kincaid is constantly making noise on the field.

"It's one of his many sound effects," fullback Reggie Gilliam said. "He just makes random sounds in different moments. And it's like during the snap, so we're in the play and you just hear him making sound effects over there. ... I'm just like, 'Are you like a character? What are you?' It's like a cartoon character." (**Buffalo News, Katherine Fitzgerald, January 13, 2024**)

THE STAMPEDE

Dream vacation spot: Bali

Favorite gas station snack: Nerds Gummy Clusters

Favorite TV show: Peaky Blinders

Favorite movie: Drillbit Taylor

Favorite ice cream flavor: Cake batter

Favorite player growing up: Tony Gonzalez



DALTON KINCAID

DALTON KINCAID'S NFL REGULAR SEASON RUSHING/RECEIVING STATISTICS

DATE	TEAM	GP	GS	RECEIVING					RUSHING				
				NO.	YDS.	AVG.	LG	TD	NO.	YDS.	AVG.	LG	TD
2023	Bills	16	11	73	673	9.2	51	2	0	0	0.0	0	0
2024	Bills	13	9	44	448	10.2	29	2	0	0	0.0	0	0
2025	Bills	12	4	39	571	14.6	47	5	0	0	0.0	0	0
TOTALS		41	24	156	1,692	10.8	51	9	0	0	0.0	0	0

DALTON KINCAID'S NFL POSTSEASON RUSHING/RECEIVING STATISTICS

DATE	TEAM	GP	GS	RECEIVING					RUSHING				
				NO.	YDS.	AVG.	LG	TD	NO.	YDS.	AVG.	LG	TD
2023	Bills	2	2	8	104	13.0	29†	1	0	0	0.0	0	0
2024	Bills	3	0	6	71	11.8	35	0	0	0	0.0	0	0
TOTALS		5	2	14	175	12.5	35	1	0	0	0.0	0	0

SINGLE-GAME HIGHS: RECEIVING

Receptions 10 at Cincinnati Bengals, Nov 05, 2023
Receiving Yards 108 vs. New England Patriots, Oct 05, 2025
Receiving Average 21.8 vs. New England Patriots, Dec 31, 2023
Longest Receptions 51 vs. New England Patriots, Dec 31, 2023

Receiving TDs 1 vs. Cincinnati Bengals, Dec 07, 2025
All-Purpose Yards 108 vs. New England Patriots, Oct 05, 2025
Most TDs 1 vs. Cincinnati Bengals, Dec 07, 2025
Miscellaneous Tackles 1 at Kansas City Chiefs, Dec 10, 2023

2025 GAME-BY-GAME REGULAR-SEASON STATISTICS (BILLS)

DATE	OPPONENT	P/S	RECEIVING					RUSHING					W/L	SCORE
			NO.	YDS.	AVG.	LG	TD	NO.	YDS.	AVG.	LG	TD		
09/07	Ravens	S	4	48	12.0	22	1	0	0	0.0	0	0	W	41-40
09/14	at Jets	P	4	37	9.3	18	0	0	0	0.0	0	0	W	30-10
09/18	Dolphins	S	5	66	13.2	20†	1	0	0	0.0	0	0	W	31-21
09/28	Saints	P	1	28	28.0	28†	1	0	0	0.0	0	0	W	31-19
10/05	Patriots	S	6	108	18.0	23	0	0	0	0.0	0	0	L	20-23
10/13	at Falcons		ON INACTIVE LIST										L	14-24
10/26	at Panthers	P	1	23	23.0	23	0	0	0	0.0	0	0	W	40-9
11/02	Chiefs	P	6	101	16.8	47	1	0	0	0.0	0	0	W	28-21
11/09	at Dolphins	P	2	37	18.5	20	0	0	0	0.0	0	0	L	13-30
11/16	Buccaneers		ON INACTIVE LIST										W	44-32
11/20	at Texans		INACTIVE										L	19-23
11/30	at Steelers		ON INACTIVE LIST										W	26-7
12/07	Bengals	P	4	41	10.3	20	1	0	0	0.0	0	0	W	39-34
12/14	at Patriots	P	3	34	11.3	24	0	0	0	0.0	0	0	W	35-31
12/21	at Browns	P	0	0	0.0	0	0	0	0	0.0	0	0	W	23-20
12/28	Eagles		INACTIVE										L	12-13
01/04	Jets	S	3	48	16.0	26	0	0	0	0.0	0	0	W	35-8
2025 TOTALS		12-4	39	571	14.6	47	5	0	0	0.0	0	0	12-5	



TE | 88

DAWSON KNOX

BORN: November 14, 1996 | HT: 6-4 | WT: 254 | 7th year

COLLEGE: Ole Miss

ACQUIRED: Draft (2019, R3)

X dawson_knox

Instagram dawsonknox

FIRST-AND-10

DAWSON KNOX signed a four-year contract extension with the Bills in 2022, tying him to the team through 2026. Knox originally joined the Buffalo Bills in 2019 after being drafted by the team in the third round (96th overall) out of Ole Miss.

SHOUTOUTS

- Named to his first Pro Bowl in 2022.
- Has 27 career receiving TDs, a Bills franchise record for receiving TDs by a tight end (previously Pete Metzelaars - 25).
- With 6 receiving touchdowns in his postseason career, is tied with James Lofton (6) and Gabe Davis (6) for second most by a Bill in the playoffs (trails only Andre Reed, 9).
- Had a five-game streak with receiving TDs in 2022. The only tight ends since 1970 with a longer streak of games with 1+ receiving TDs within a single season (including playoffs) are Travis Kelce and Rob Gronkowski.
- Had a team-high 5 receptions for a playoff career-high 89 yards and 2 touchdowns vs. NE (1/15/22). Is the first TE in NFL history with 2 TDs in the first quarter of a playoff game.
- Established new single-season career highs in touchdowns (9), receptions (49) and receiving yards (587) in 2021.
- His nine receiving touchdowns in 2021 set a franchise record for touchdowns scored by a TE in a season and were tied for the most among all NFL TEs.

PERSONAL

The son of David and Rachel Knox. He and his wife Alex welcomed their daughter, Noa, in December 2025. Dawson has three brothers, the late Luke, Nate and Isaiah, and one sister, LJ. He majored in managerial finance while at Ole Miss. His mom ran track at Tennessee and his dad played basketball at Belmont.

IF YOU HAVEN'T HERD

KNOX SOX

Since arriving in Buffalo in 2019, Knox has been a strong supporter of the P.U.N.T Pediatric Cancer Collaborative. P.U.N.T. is a nonprofit organization founded by former NFL Pro Bowl Punter Brian Moorman that provides families in Western New York facing pediatric cancer with programs that offer financial, practical and emotional support.

"Being able to walk into the room and instantly get some smiles is unbelievable," Knox told WKBW. "It's a great feeling for myself but also knowing you can bring a little joy into someone's life who is literally at rock bottom was a really cool feeling."

In 2021 he launched a giveback initiative — Knox Sox — through P.U.N.T. and pledged to donate \$1,000 for every touchdown and \$100 for every catch he had throughout the season. The initiative funds custom non-slip socks for local pediatric cancer patients. As part of the campaign, Knox also partnered with For Bare Feet to sell socks with a percentage of the proceeds going directly to P.U.N.T.

"I feel like they've done just as much for me as I've done for them. They've given me a pretty awesome purpose" he said.

THE STAMPEDE

Favorite musician: Cody Johnson

Favorite breakfast spot: The Grange Outpost

Favorite movie: Star Wars

First vacation spot: Australia

Favorite gas station snack: Corn Nuts

BUFFALO TRACKS

CAREER TOUCHDOWNS BY A BILLS TE

Player	Touchdowns
1. Dawson Knox	27
2. Pete Metzelaars	25
3. Jay Riemersma	20



DAWSON KNOX'S NFL REGULAR SEASON RUSHING/RECEIVING STATISTICS

				RECEIVING					RUSHING				
DATE	TEAM	GP	GS	NO.	YDS.	AVG.	LG	TD	NO.	YDS.	AVG.	LG	TD
2019	Bills	15	11	28	388	13.9	49	2	1	9	9.0	9	0
2020	Bills	12	8	24	288	12.0	36	3	0	0	0.0	0	0
2021	Bills	15	14	49	587	12.0	53t	9	0	4	0.0	4	0
2022	Bills	15	15	48	517	10.8	45	6	0	0	0.0	0	0
2023	Bills	12	11	22	186	8.5	17	2	0	0	0.0	0	0
2024	Bills	16	13	22	311	14.1	39	1	0	0	0.0	0	0
2025	Bills	17	12	36	417	11.6	32	4	0	0	0.0	0	0
TOTALS		102	84	229	2,694	11.8	53T	27	1	13	13.0	9	0

DAWSON KNOX'S NFL POSTSEASON RUSHING/RECEIVING STATISTICS

				RECEIVING					RUSHING				
DATE	TEAM	GP	GS	NO.	YDS.	AVG.	LG	TD	NO.	YDS.	AVG.	LG	TD
2019	Bills	1	1	1	14	14.0	14	0	0	0	0.0	0	0
2020	Bills	3	2	10	65	6.5	14	2	0	0	0.0	0	0
2021	Bills	2	2	7	98	14.0	38	2	0	0	0.0	0	0
2022	Bills	2	2	8	85	10.6	32	1	0	0	0.0	0	0
2023	Bills	2	2	2	13	6.5	9t	1	0	0	0.0	0	0
2024	Bills	3	3	4	45	11.3	25	0	0	0	0.0	0	0
TOTALS		13	12	32	320	10.0	38	6	0	0	0.0	0	0

SINGLE-GAME HIGHS: RUSHING/RECEIVING


Rush Attempts 1 vs. Cincinnati Bengals, Sep 22, 2019
Rushing Yards 9 vs. Cincinnati Bengals, Sep 22, 2019
Longest Runs 9 vs. Cincinnati Bengals, Sep 22, 2019
Receptions 7 vs. Cleveland Browns, Nov 20, 2022
Receiving Yards 117 at Kansas City Chiefs, Oct 10, 2021
Receiving Average 39.0 at Kansas City Chiefs, Oct 10, 2021

Longest Receptions 53t at Kansas City Chiefs, Oct 10, 2021
Receiving TDs 2 at New England Patriots, Dec 14, 2025
All-Purpose Yards 117 at Kansas City Chiefs, Oct 10, 2021
Most TDs 2 at New England Patriots, Dec 14, 2025
Miscellaneous Tackles 1 vs. New England Patriots, Jan 08, 2023



2025 GAME-BY-GAME REGULAR-SEASON STATISTICS (BILLS)

DATE	OPPONENT	P/S	RECEIVING					RUSHING					W/L	SCORE
			NO.	YDS.	AVG.	LG	TD	NO.	YDS.	AVG.	LG	TD		
09/07	Ravens	S	2	20	10.0	12	0	0	0	0.0	0	0	W	41-40
09/14	at Jets	S	2	19	9.5	12	0	0	0	0.0	0	0	W	30-10
09/18	Dolphins	S	0	0	0.0	0	0	0	0	0.0	0	0	W	31-21
09/28	Saints	S	0	0	0.0	0	0	0	0	0.0	0	0	W	31-19
10/05	Patriots	P	2	15	7.5	8	0	0	0	0.0	0	0	L	20-23
10/13	at Falcons	S	1	19	19.0	19	1	0	0	0.0	0	0	L	14-24
10/26	at Panthers	P	1	15	15.0	15	0	0	0	0.0	0	0	W	40-9
11/02	Chiefs	S	1	30	30.0	30	0	0	0	0.0	0	0	W	28-21
11/09	at Dolphins	P	3	37	12.3	20	0	0	0	0.0	0	0	L	13-30
11/16	Buccaneers	S	1	23	23.0	23	0	0	0	0.0	0	0	W	44-32
11/20	at Texans	S	3	17	5.7	9	0	0	0	0.0	0	0	L	19-23
11/30	at Steelers	P	3	28	9.3	16	0	0	0	0.0	0	0	W	26-7
12/07	Bengals	S	6	93	15.5	32	0	0	0	0.0	0	0	W	39-34
12/14	at Patriots	S	3	37	12.3	19	2	0	0	0.0	0	0	W	35-31
12/21	at Browns	S	1	10	10.0	10	0	0	0	0.0	0	0	W	23-20
12/28	Eagles	S	5	30	6.0	15	0	0	0	0.0	0	0	L	12-13
01/04	Jets	P	2	24	12.0	17	1	0	0	0.0	0	0	W	35-8
2025 TOTALS		17-12	36	417	11.6	32	4	0	0	0.0	0	0	12-5	



TE | 83

KELEKI LATU

BORN: August 13, 2002 | HT: 6-7 | WT: 249 | Rookie

COLLEGE: Washington

ACQUIRED: UDFA (2025)

X KelekiL

IG _keleki_

FIRST-AND-10

KELEKI LATU signed with the Bills as an undrafted free agent in 2025. Latu, who finished his career at Washington, joins fellow Huskies Taylor Rapp and Edefuan Ulofoshio in Buffalo.

SHOUTOUTS

- Made his NFL debut vs. TB (11/16/25) and recorded his first-career reception on a 4-yard pass from Josh Allen.
- Attended both Nevada (2023) and California (2021-22) before transferring to Washington (2024).
- Played in all 13 games in 2024, starting the final 12. Recorded 40 receptions for 371 yards and a touchdown.
- Earned All-Big Ten honorable mention recognition.
- Tallied a career-high seven receptions for 65 yards in the win over No. 10 Michigan (10/5/2024).
- Started the first six games of the 2023 season for Nevada before sustaining a season-ending injury. Hauled in 14 receptions for 179 yards.
- Pasted a career-best 81 receiving yards vs. UNLV (10/14/2023).
- Played in 12 games for California in 2022, recording 18 receptions for 207 yards with one touchdown.
- Played in 10 games, finishing with four receptions for 48 yards and one touchdown during his freshman season at Cal. Was one of eight true freshmen to play for the Golden Bears.

PERSONAL

Name is pronounced kuh-lek-EE LAH-too. Younger brother of Laiatu Latu, who was the 15th overall pick in the 2024 NFL Draft. A two-way player at tight end and defensive end at Jesuit High School in Sacramento, California. Also played rugby for two seasons.

IF YOU HAVEN'T HERD

FOLLOWING IN HIS BROTHER'S FOOTSTEPS

Tight end Keleki Latu has always looked up to his older brother, Laiatu.

"He would always come in early in the mornings to work out (during high school), and it really pushed me to join with him," the younger Latu said. "Even though I wouldn't tell him, I would just do it on the side to follow his footsteps."

The Latu brothers grew up playing football and rugby together in Sacramento at Jesuit High. During Keleki's sophomore year, he realized his potential to play football in college and follow his brother's path.

"He was a really good role model for me," Keleki said. "He really made me want to pursue playing at the next level because he was getting a lot of offers at the time, and it made me stride to do the same."

Laiatu held offers from nearly two dozen schools, primarily from Power 5 programs and almost every school in the Pac-12. He ultimately chose Washington and played in 12 of 13 games as a true freshman in 2019. Laiatu was forced to medically retire following a neck injury ahead of the 2020 season with the Huskies.

"It was really a tough moment in his life and our lives," Keleki said. "I wished most that he could come back and play. I prayed every day. During his time off, I tried my best to do my best for him, so I could prove that I could be just like him." (Shannon Kelly, nevadasportsnet.com, November 2, 2023)

THE STAMPEDE

First movie: Interstellar

Favorite snack: Hot Fries

Favorite musical artist: Juice WRLD

Dream vacation destination: Japan

Famous person dead or alive to have dinner with: Bob Marley

Go-to breakfast spot: Campfire Grill



KELEKI LATU'S NFL REGULAR SEASON RUSHING/RECEIVING STATISTICS

DATE	TEAM	RECEIVING							RUSHING				
		GP	GS	NO.	YDS.	AVG.	LG	TD	NO.	YDS.	AVG.	LG	TD
2025	Bills	5	0	4	35	8.8	14	0	0	0	0.0	0	0
TOTALS		5	0	4	35	8.8	14	0	0	0	0.0	0	0

KELEKI LATU'S NFL REGULAR SEASON RETURN STATISTICS

		KICKOFF RETURNS					PUNT RETURNS					
DATE	TEAM	RET.	YDS.	AVG.	LG	TD	NO.	FC	YDS.	AVG.	LG	TD
2025	Bills	0	0	0.0	0	0	0	0	0	0.0	0	0
TOTALS		0	0	0.0	0	0	0	0	0	0.0	0	0

SINGLE-GAME HIGHS: RECEIVING

Receptions

3 vs. New York Jets, Jan 04, 2026

Receiving Yards

31 vs. New York Jets, Jan 04, 2026

Receiving Average

10.3 vs. New York Jets, Jan 04, 2026

Longest Receptions

14 vs. New York Jets, Jan 04, 2026

All-Purpose Yards

31 vs. New York Jets, Jan 04, 2026

Special Teams Tackles

1 vs. Tampa Bay Buccaneers, Nov 16, 2025

Scrimmage Yards

31 vs. New York Jets, Jan 04, 2026

2025 GAME-BY-GAME REGULAR-SEASON STATISTICS (BILLS)

DATE	OPPONENT	P/S	RECEIVING					RUSHING					W/L	SCORE
			NO.	YDS.	AVG.	LG	TD	NO.	YDS.	AVG.	LG	TD		
09/07	Ravens							PRACTICE SQUAD					W	41-40
09/14	at Jets							PRACTICE SQUAD					W	30-10
09/18	Dolphins							PRACTICE SQUAD					W	31-21
09/28	Saints							PRACTICE SQUAD					W	31-19
10/05	Patriots							PRACTICE SQUAD					L	20-23
10/13	at Falcons							PRACTICE SQUAD					L	14-24
10/26	at Panthers							PRACTICE SQUAD					W	40-9
11/02	Chiefs							PRACTICE SQUAD					W	28-21
11/09	at Dolphins							PRACTICE SQUAD					L	13-30
11/16	Buccaneers							PRACTICE SQUAD					W	44-32
11/20	at Texans	P	0	0	0.0	0	0	0	0	0.0	0	0	L	19-23
11/30	at Steelers							PRACTICE SQUAD					W	26-7
12/07	Bengals							PRACTICE SQUAD					W	39-34
12/14	at Patriots							PRACTICE SQUAD					W	35-31
12/21	at Browns							PRACTICE SQUAD					W	23-20
12/28	Eagles	P	0	0	0.0	0	0	0	0	0.0	0	0	L	12-13
01/04	Jets	P	3	31	10.3	14	0	0	0	0.0	0	0	W	35-8
2025 TOTALS		3-0	3	31	10.3	14	0	0	0	0.0	0	0	12-5	

**DB | 39**

CAM LEWIS

BORN: April 13, 1997 | **HT:** 5-9 | **WT:** 183 | **6th year****COLLEGE:** Buffalo**ACQUIRED:** UDFA (2019) **A1Cam_** **c.lew47**

FIRST-AND-10

CAM LEWIS re-signed with the Bills on a two-year deal in 2024. Lewis originally joined the team in 2019 after a four-year career at University of Buffalo. A Michigan native, Lewis entered the NFL as an undrafted free agent to the Bills.

SHOUTOUTS

- Started a career-high six games (17 appearances) in 2024. Recorded 62 tackles, two TFLs, four passes defended and an interception.
- Notched his first career INT vs. NE (12/22/24).
- Recorded a career-high nine tackles (seven solo) vs. ARI (9/8/24).
- Played in all 17 games in 2023. Tallied 16 tackles, two passes defended and a TFL. Also a key contributor on special teams, recording five tackles.
- Appeared in 13 regular season games in 2022 with one start. Also played in both postseason contests.
- Finished the 2022 season tied for first on the team with a career-high 11 special teams tackles.
- Made his first start at safety vs. Min. (11/13/22) and recorded eight tackles.
- Blocked a punt vs. NYJ (1/9/22), the first of his career and first by a Bill since 2016.
- In his first action of 2021, recorded his first career forced fumble vs. Hou. (10/3/21).
- Saw his first NFL game action and made his first start at Ten. (10/13/20), where he logged seven tackles.

PERSONAL

He and his wife, Alexis, have two sons, Cayden and Christian. The son of Ernest and Yvonne Lewis, Cam has two older brothers, Ernest Jr. and Brandon, and a younger brother, Aaron. He majored in African American Studies while at Buffalo.

IF YOU HAVEN'T HERD

BUILT FOR THIS PATH

Cam Lewis isn't where he thought he'd be.

"To be quite frank with you, I didn't even think I was going to make it to the NFL," Lewis admitted. "NFL wasn't even on my radar going into my first two years. I think my junior year was when I really decided, OK, I'm going to at least go try and you know five years later I'm still here."

Lewis' pro path has been a challenging test in perseverance.

He signed with the Bills as an undrafted free agent in 2019, landing on the practice squad that entire season. The PS was where he started the 2020 campaign, but found his way up on the active roster for five games, two of which he started. A third go-around on the PS was where 2021 started, but once again Lewis worked his way up for seven games, starting one. Then finally, in 2022, he cemented a spot on the 53-man roster, playing 13 games with one start. And this season, he's played in 14 games.

"A lot of ups and downs, but it's been good," Lewis said. "I feel like I wouldn't want it any other way. I feel like I was kind of built for this path that God put me on."

A path that has seen Lewis play every spot in the secondary on top of working his way into a core special teams player.

"Just trying to find ways to make the most of my opportunities and make plays," Lewis said. "Just trying to stay around because this league can spit you out real quick. You get here for a second and next minute you're gone, so just trying to find a way. I keep saying it, just trying to stick around and make the most of my opportunities." (**Spectrum News, Jon Scott, December 21, 2023**)

THE STAMPEDE

Dream sporting event to attend: Monaco Grand Prix

Favorite musical artist: Drake

Favorite athletes growing up: Derek Jeter & Kobe Bryant



CAM LEWIS' NFL REGULAR SEASON DEFENSIVE STATISTICS

			TACKLES										INTERCEPTIONS					FUMBLES					ST				MISC	
DATE	TEAM	GP	GS	TK	S	A	TFL	YDS	SK	YDS	QBH	NO	YDS	LG	TD	PD	FF	FR	TD	YDS	TK	S	A	FF	FR	S	A	
2019	Bills	0	0	0	0	0	0	0	0.0	0.0	0	0	0	0	0	0	0	0	0	0	0	0	0	0	0	0	0	
2020	Bills	5	2	7	5	2	0	0	0.0	0.0	0	0	0	0	0	0	0	0	0	0	0	0	0	0	0	0	0	
2021	Bills	7	1	6	2	4	1	1	0.0	0.0	0	0	0	0	0	1	1	0	0	0	1	1	0	0	0	0	0	
2022	Bills	13	1	10	8	2	0	0	0.0	0.0	0	0	0	0	0	0	0	0	0	0	11	7	4	0	0	0	0	
2023	Bills	17	0	16	13	3	1	4	0.0	0.0	0	0	0	0	0	2	0	0	0	0	5	4	1	0	0	0	0	
2024	Bills	17	6	62	44	18	2	4	0.0	0.0	0	1	0	0	0	4	0	0	0	0	6	3	3	0	0	0	0	
2025	Bills	17	4	35	26	9	1	1	0.0	0.0	0	0	0	0	0	4	1	0	0	0	8	7	1	1	0	0	0	
TOTALS		76	14	136	98	38	5	10	0.0	0.0	0	1	0	0	0	11	2	0	0	0	31	22	9	1	0	0	0	

CAM LEWIS' NFL POSTSEASON DEFENSIVE STATISTICS

DATE	TEAM	GP	GS	TACKLES							INTERCEPTIONS				FUMBLES				ST				MISC		
				TK	S	A	TFL	YDS	SK	YDS	QBH	NO	YDS	LG	TD	PD	FF	FR	TD	YDS	TK	S	A	FF	FR
2020	Bills	0	0	0	0	0	0	0	0.0	0.0	0	0	0	0	0	0	0	0	0	0	0	0	0	0	0
2021	Bills	2	0	3	0	3	0	0	0.0	0.0	0	0	0	0	0	0	0	0	0	0	0	0	0	0	0
2022	Bills	2	0	1	1	0	0	0	0.0	0.0	0	0	0	0	0	0	0	0	2	0	2	0	0	0	0
2023	Bills	2	0	4	2	2	0	0	0.0	0.0	0	0	0	0	0	0	0	0	0	0	0	0	0	0	0
2024	Bills	3	0	4	3	1	0	0	0.0	0.0	0	0	0	0	0	1	0	0	1	1	0	0	0	0	0
TOTALS		9	0	12	6	6	0	0	0.0	0.0	0	0	0	0	0	1	0	0	3	1	2	0	0	0	0

SINGLE-GAME HIGHS: DEFENSIVE

Total Tackles 9 at Houston Texans, Oct 06, 2024
Solo Tackles 7 at Houston Texans, Oct 06, 2024
Passes Defensed 1 vs. Cincinnati Bengals, Dec 07, 2025
Forced Fumbles 1 vs. Houston Texans, Oct 03, 2021

Tackles For Loss 1 at Miami Dolphins, Nov 09, 2025
Interceptions 1 vs. New England Patriots, Dec 22, 2024
Special Teams Tackles 2 at New England Patriots, Dec 14, 2025

2025 GAME-BY-GAME REGULAR-SEASON STATISTICS (BILLS)

			TACKLES									INTERCEPTIONS					FUMBLES				ST				MISC				
DATE	OPP	P/S	TK	S	A	SK	YDS	TFL	YDS	QBH	NO	YDS	LG	TD	PD	FF	FR	TD	YDS	TK	S	A	FF	FR	S	A	W/L	SCORE	
09/07	Ravens	P	1	1	0	0.0	0.0	0	0	0	0	0	0	0	0	0	0	0	0	0	1	1	0	0	0	0	W	41-40	
09/14	at Jets	P	4	2	2	0.0	0.0	0	0	0	0	0	0	0	0	0	1	0	0	0	0	0	0	0	0	0	W	30-10	
09/18	Dolphins	P	1	1	0	0.0	0.0	0	0	0	0	0	0	0	0	0	0	0	0	0	0	0	0	0	0	0	W	31-21	
09/28	Saints	P	1	1	0	0.0	0.0	0	0	0	0	0	0	0	0	0	0	0	0	2	1	1	0	0	0	0	W	31-19	
10/05	Patriots	P	0	0	0	0.0	0.0	0	0	0	0	0	0	0	0	0	0	0	0	0	1	1	0	1	0	0	L	20-23	
10/13	at Falcons	P	1	1	0	0.0	0.0	0	0	0	0	0	0	0	0	1	0	0	0	0	0	0	0	0	0	0	L	14-24	
10/26	at Panthers	P	2	2	0	0.0	0.0	0	0	0	0	0	0	0	0	0	0	0	0	0	1	1	0	0	0	0	W	40-9	
11/02	Chiefs	S	3	2	1	0.0	0.0	0	0	0	0	0	0	0	0	0	0	0	0	0	0	0	0	0	0	0	W	28-21	
11/09	at Dolphins	S	7	4	3	0.0	0.0	1	1	0	0	0	0	0	1	0	0	0	0	0	0	0	0	0	0	0	L	13-30	
11/16	Buccaneers	P	1	1	0	0.0	0.0	0	0	0	0	0	0	0	0	1	0	0	0	0	0	0	0	0	0	0	W	44-32	
11/20	at Texans	P	1	0	1	0.0	0.0	0	0	0	0	0	0	0	0	0	0	0	0	0	1	1	0	0	0	0	L	19-23	
11/30	at Steelers	P	1	0	1	0.0	0.0	0	0	0	0	0	0	0	0	0	0	0	0	0	0	0	0	0	0	0	W	26-7	
12/07	Bengals	P	2	2	0	0.0	0.0	0	0	0	0	0	0	0	1	0	0	0	0	0	0	0	0	0	0	0	W	39-34	
12/14	at Patriots	P	2	2	0	0.0	0.0	0	0	0	0	0	0	0	0	0	0	0	0	0	2	2	0	0	0	0	W	35-31	
12/21	at Browns	P	0	0	0	0.0	0.0	0	0	0	0	0	0	0	0	0	0	0	0	0	0	0	0	0	0	0	W	23-20	
12/28	Eagles	S	5	4	1	0.0	0.0	0	0	0	0	0	0	0	0	0	0	0	0	0	0	0	0	0	0	0	L	12-13	
01/04	Jets	S	3	3	0	0.0	0.0	0	0	0	0	0	0	0	0	0	0	0	0	0	0	0	0	0	0	0	W	35-8	
2025 TOTALS			17-4	35	26	9	0.0	0.0	1	1	0	0	0	0	0	4	1	0	0	0	8	7	1	1	0	0	0	12-5	

**DT | 72**

PHIDARIAN MATHIS

BORN: April 26, 1998 | **HT:** 6-4 | **WT:** 312 | **4th year****COLLEGE:** Alabama**ACQUIRED:** Free Agent (2025) **phidarianmathis**

FIRST-AND-10

PHIDARIAN MATHIS (fuh-DARE-ee-un) signed to the Bills practice squad on September 10, 2025. Mathis originally entered the NFL as a second-round pick of the Washington Commanders in 2022 after spending four seasons at Alabama (2018-21) and earning All-SEC honors during his senior season. Mathis recently spent the 2025 preseason with the Jets.

SHOUTOUTS

- For the Commanders from 2022-24, Mathis saw action in 23 games and collected 25 total tackles (10 solo), two tackles for loss, a fumble recovery and a pass defended.
- Played at the University of Alabama for four seasons (2018-21) where he appeared in 55 game and recorded 129 tackles (53 solo), 10.5 sacks, 17.5 tackles for loss, five pass breakups, three forced fumbles and three fumble recoveries.
- In 2021, earned All-SEC second team recognition after registering 53 tackles and nine sacks. Contributed 12 tackles for loss and added six quarterback pressures and two pass breakups to go along with two fumble recoveries and forced a fumble.
- In a shortned 2020 campaign he totaled 31 tackles, including five for loss and 1.5 sacks also added three quarterback pressures, three pass breakups and one forced fumble.

PERSONAL

A native of Wisner, Louisiana and attended Neville HS and Franklin Parish HS. Has a pet snake named Reese.

THE STAMPEDE

Favorite artist: NBA Youngboy or Rod Wave

Bucket list item: Go sky diving

Gas station snack: Reese's



IF YOU HAVEN'T HERD

I WANT TO SHOW EVERYONE

On the third defensive snap of his career, Mathis sustained a torn meniscus and missed the remainder of the 2022 season.

In 2023, Mathis opened the season on injured reserve after suffering a calf injury during the preseason and missed the first seven games.

"Mentally, it took a toll on me bad," Mathis said on Monday. "You got people's expectations for you, you got family expectations and then you got expectations for yourself, and it's kind of overwhelming because you know what you can do and then you keep having setback after setback. It's kind of a mental game to me. It kind of took me into a deep depression, man. I was kind of down all year long, just knowing I was supposed to be out there, and I wasn't able to be out there, so it was just really a mental breakdown. I had to find myself all over again."

"I can just say God work in mysterious ways because he gave me another opportunity to go back out there and finish 10 games without having no hiccups or anything. It was very important for me just coming back after missing a long year, then coming back this year getting hurt again with my calf injury, missing seven games again," Mathis said. "I got to play 10 games this year. I'm very thankful for that. I came out healthy. I get to train all summer long just to come back and get better and just to put more on film. Just show everybody who I really am. Ain't too much you can do in 10 games. I just want to come back next year and have a full year and turn everything around."

That turnaround will extend to his mentality, Mathis said.

"I just want to improve all around my game," Mathis said. "I want to come back a different person, have a different mindset, different mentality. I just want to come back as a different guy. I know I'm going to come back a different guy, and I'm going to put more on tape. I'm going to work so hard till I can't no more because I know it's an important year for me just to show everybody who I really am."

(Mark Inabinett, al.com, Jan. 10, 2024)



C/G | 66

CONNOR McGOVERN

BORN: November 3, 1997 | HT: 6-6 | WT: 318 | 7th year

COLLEGE: Penn State

ACQUIRED: Free Agent (2023)

X Condor_McGovern

📷 connor_mcgovern66

FIRST-AND-10

CONNOR McGOVERN signed a three-year contract with the Bills in 2023. McGovern originally entered the NFL as a third round pick (90th overall) of the Cowboys in 2019 out of Penn State.

SHOUTOUTS

- Started 16 games at center for the Bills in 2024, leading an offensive line that only allowed an NFL-best 14 sacks this season, fewest by any team since 2009. Earned his first career Pro Bowl nod.
- During his first year in Buffalo, started all 17 regular season games and both of the team's playoff games. Was an integral part of an offensive line that allowed the fewest sacks in the NFL (24).
- Facing off with his old team the Cowboys (12/17/23), helped the Bills rush for 266 yards en route to a 31-10 W.
- Started a career-high 15 games during the 2022 regular season, with 14 games at left guard and one at center.
- In 2021, started six of the 16 games he played.
- Played in 14 games in 2020, starting eight at right guard in place of Zack Martin. Made his first career start playing at right guard at Was. (10/25/20).
- Started 34 of 39 games played in college while with the Nittany Lions. Earned Third-Team All-Big Ten honors.

BUFFALO TRACKS

REGULAR SEASON GAMES PLAYED/STARTED

2020 (Dal, 14/8), 2021 (Dal, 16/6), 2022 (Dal, 15/15), 2023 (Buf, 17/17), 2024 (Buf, 16/16), 2025 (Buf, 16/16) ... Totals (94/78)

POST-SEASON GAMES PLAYED/STARTED

2021 (Dal, 1/0), 2022 (Dal, 2/1), 2023 (Buf, 2/2), 2024 (Buf, 3/3) ... Totals (8/6)

IF YOU HAVEN'T HERD

SUPER BOWL STICHES & PIZZA PIES

Connor McGovern, just 4 years old at time, was running around the linoleum floors with friends, planted his foot in a dog's water bowl and wiped out. "I was a little kid, screwing around in the kitchen, hit the corner wall," McGovern said. "So, I split my head open, so I had to go the ER, and the game was on." That game was Super Bowl XXXVI, a showdown between the underdog New England Patriots and the St. Louis Rams. His family rushed him to the hospital – both to get him treated and to catch the end of the game. Growing up in Larksville, Pennsylvania, the McGovern family was split mainly into Eagles and Steelers fans. Connor wanted to be different. At Wilkes-Barre General Hospital, McGovern first made a proclamation. Then, Adam Vinatieri made a 48-yard field goal as time ran out. "I told my parents whoever won that game I'll be a fan of," McGovern said. "And that's how I became a Patriots fan." The Patriots went on to win 20-17. McGovern got about seven stitches in his head and healed up fine. ... When McGovern was in Dallas, he started learning how to cook and bake more often. "Over like the two years of COVID and everything, started perfecting it, tweaking things how I like it," McGovern said. "And then finally built up the confidence, and then every few weeks I'd have the O-line over down there and start making them (pizza and) got more and more comfortable with it."

(Buffalo News, Katherine Fitzgerald, October 21, 2023)

THE STAMPEDE

Favorite TV show: South Park

Favorite Movie: Step Brothers

Hobbies/talents: Cooking & building gaming PCs

PERSONAL

Son of Maureen and Jim McGovern. Him and his wife, Delaney, have a daughter, Tatum. Has two brothers, AJ and Tyler. Mother, Maureen, played basketball at King's College. Father, Jim, played football at Colgate. Also played basketball and participated in track & field while attending Lake-Lehman High School. Majored in agribusiness management.

**LB | 58**

MATT MILANO

BORN: July 24, 1994 | **HT:** 6-1 | **WT:** 223 | **8th year****COLLEGE:** Boston College**ACQUIRED:** Draft (2017, R5) **MatthewMilano** **matthewmilano**

FIRST-AND-10

MATT MILANO signed a two-year contract extension with the Bills in 2023 after originally being drafted by the team in the fifth round (163rd overall) out of Boston College in 2017.

SHOUTOUTS

- Set a career-high with 2 sacks at NE (12/14/25).
- Named a First-Team All-Pro and to the Pro Bowl in 2022.
- Tallied INTs in three consecutive regular season games (1/8/23 vs. NE, 9/11/23 at NYJ & 9/17/23 vs. LVR), becoming the first Bills LB to do so since Kiko Alonso ('13).
- Named AFC Defensive Player of the Week in Week 11 of the 2022 season after becoming the first player with at least 10 tackles, three tackles for loss, one sack and a fumble recovery in a single game since Ryan Shazier (Week 2, 2015) in the Bills win vs. Cle. (11/20).
- Intercepted a Ryan Tannehill pass and returned it 43 yards for a touchdown vs. Ten. (9/19/22). The INT TD return marked the first by a Bills LB since Preston Brown in 2015.
- Had an interception, sack and FR at Min. (9/23/18), becoming the first Bills player to have all three in a game since Troy Vincent on 12/12/04. Named AFC Defensive Player of the Week after his performance against the Vikings (9/23/18).
- Had interceptions in consecutive games (at NYJ (11/11/18), vs. Jax. (11/25/18)), making him the first Bills LB with a INT streak since 2015 (AJ Tarpley).

THE STAMPEDE

First sports jersey: Jets WR Wayne Chrebet**Favorite gas station snack:** Chomps**Favorite movie:** Good Fellas**Favorite TV show:** Anything on YouTube**Favorite musical artist:** Franky Rizardo**Favorite food:** Joe Micca's handmade pasta**Favorite vacation spot:** Italy

IF YOU HAVEN'T HERD

THE NFL'S QUIETEST SUPERSTAR

Bobby Babich knew the reaction before he asked the question about Matt Milano.

"So you guys know Matt, right? He's a man of many words," Babich recently said to a group of reporters. The Buffalo Bills' linebackers coach waited for the laughter to subside, then he underlined his sarcasm. "He's a man of many words."

As much as Milano scares ball carriers — he won't say boo. Oh, he plays loudly. In 15 games (in 2022) he amassed 99 tackles, 12 for losses, 1.5 sacks, seven quarterback hits, two fumble recoveries, three interceptions (one for a touchdown) and 11 pass breakups. But you never see him holding court at his locker stall or cracking wise in television commercials.

If ever there's an example of an underrated All-Pro, then it's Milano, perhaps the NFL's quietest superstar. To help fill the silence, The Athletic spoke with teammates about the best Bills player we don't know enough about.

Josh Allen: Outside of the facility, I'm not really sure what goes on with him. He kind of goes incognito. You never know what he's up to, so it's a really cool vibe. I wish I was like that. I'm not sure if he's Batman, a vigilante at night who just goes out and fights crime. He very well could be. He comes in bruised up sometimes and didn't even play that week, you know?

Dion Dawkins: I know he loves the water. He loves boats. He likes to fish. He likes to work out. He likes to eat clean. He likes techno music. He likes to play football. That's about it. He could be more of a superstar if he spoke, but I think Milano is at a place in his life that he's comfortable. He likes that altitude he's like flying at — stress-free, problem-free and winning. A lot.

(Tim Graham, The Athletic, August 22, 2023)

PERSONAL

Is the son of Mike and Janet Milano. Graduated with degrees in Psychology and Communications from Boston College. He has a brother, Michael, and sister, Gina.



MATT MILANO'S NFL REGULAR SEASON DEFENSIVE STATISTICS

				TACKLES								INTERCEPTIONS					FUMBLES				ST				
DATE	TEAM	GP	GS	TK	S	A	TFL	YDS	SK	YDS	QBH	NO	YDS	LG	TD	PD	FF	FR	TD	YDS	TK	S	A	FF	FR
2017	Bills	16	5	43	29	14	3	6	0.0	0.0	2	1	15	15	0	2	0	1	1	40	6	3	3	1	0
2018	Bills	13	13	78	52	26	12	33	1.0	8.0	3	3	41	29	0	7	0	3	0	0	0	0	0	0	0
2019	Bills	15	15	100	64	36	7	31	1.5	12.5	7	0	0	0	0	9	1	1	0	0	1	1	0	0	0
2020	Bills	11	6	45	35	10	4	22	3.5	24.0	9	1	0	0	0	3	0	0	0	0	0	0	0	0	0
2021	Bills	16	16	86	57	29	15	48	3.0	27.0	6	0	0	0	0	5	0	2	0	0	0	0	0	0	0
2022	Bills	15	15	99	72	27	12	41	1.5	11.5	7	3	84	43t	1	11	0	2	0	0	0	0	0	0	0
2023	Bills	5	5	30	18	12	1	4	0.0	0.0	1	2	16	13	0	2	1	0	0	0	0	0	0	0	0
2024	Bills	4	4	16	7	9	1	1	0.0	0.0	2	0	0	0	0	0	2	0	0	0	0	0	0	0	0
2025	Bills	12	12	67	36	31	7	34	3.5	17.0	6	0	0	0	0	0	1	0	0	0	0	0	0	0	0
TOTALS		107	91	564	370	194	62	220	14.0	100.0	43	10	156	43T	1	39	3	11	1	40	7	4	3	1	0

MATT MILANO'S NFL POSTSEASON DEFENSIVE STATISTICS

				TACKLES								INTERCEPTIONS					FUMBLES				ST				
DATE	TEAM	GP	GS	TK	S	A	TFL	YDS	SK	YDS	QBH	NO	YDS	LG	TD	PD	FF	FR	TD	YDS	TK	S	A	FF	FR
2017	Bills	0	0	0	0	0	0	0	0.0	0.0	0	0	0	0	0	0	0	0	0	0	0	0	0	0	0
2019	Bills	1	1	12	8	4	1	4	0.0	0.0	1	0	0	0	0	0	0	0	0	0	0	0	0	0	0
2020	Bills	3	3	25	16	9	0	0	0.0	0.0	1	0	0	0	0	3	0	0	0	0	0	0	0	0	0
2021	Bills	2	2	16	10	6	0	0	0.0	0.0	1	0	0	0	0	1	0	0	0	0	0	0	0	0	0
2022	Bills	2	2	20	15	5	4	20	3.0	18.0	4	0	0	0	0	1	0	0	0	0	0	0	0	0	0
2023	Bills	0	0	0	0	0	0	0	0.0	0.0	0	0	0	0	0	0	0	0	0	0	0	0	0	0	0
2024	Bills	3	3	17	12	5	1	5	2.0	5.0	5	0	0	0	0	0	0	0	0	0	0	0	0	0	0
TOTALS		11	11	90	61	29	6	29	5.0	23.0	12	0	0	0	0	5	0	0	0	0	0	0	0	0	0

SINGLE-GAME HIGHS: DEFENSIVE

Total Tackles 13 at Baltimore Ravens, Oct 02, 2022
Solo Tackles 11 at Baltimore Ravens, Oct 02, 2022
Sacks 2.0 at New England Patriots, Dec 14, 2025
Passes Defensed 3 vs. Denver Broncos, Nov 24, 2019
Forced Fumbles 1 at New England Patriots, Dec 14, 2025

Fumble Recoveries 1 vs. New York Jets, Dec 29, 2024
Tackles For Loss 3 vs. Cleveland Browns, Nov 20, 2022
Interceptions 1 vs. Las Vegas Raiders, Sep 17, 2023
Special Teams Tackles 2 vs. New York Jets, Sep 10, 2017
Longest Opp Fumble Return 40 vs. Oakland Raiders, Oct 29, 2017

**DT | 99**

LARRY OGUNJOBI

BORN: June 3, 1994 | **HT:** 6-3 | **WT:** 305 | **9th year****COLLEGE:** Charlotte**ACQUIRED:** Free Agent (2025) **Mr_Ogunjobi** **olumide**

FIRST-AND-10

LARRY OGUNJOBI signed a one year contract with the Bills on March 13, 2025. Ogunjobi, who originally entered the NFL in 2017 as a third round pick of the Browns, spent the last three seasons with the Steelers. In addition to the Browns (2017-20) and Steelers (2022-24), the nine year NFL veteran has also played for the Bengals (2021).

SHOUTOUTS

- Has started all five playoff games he has appeared in and has started 15+ games in six of his eight NFL seasons.
- In 2024, was named the Steelers nominee for the Walter Payton Man of the Year Award.
- Set a career-high with seven sacks in 2021 with the Bengals. Also recorded career bests in QB hits (16) and TFLs (12) during the 2021 season.
- Had two multi-sack games during the 2021 season, recording 1.5 sacks at Bal. (10/24) and at Den. (12/19).
- Set a career-high with nine tackles vs. Cin. (12/8/19).
- Recorded a career-high with two sacks of Drew Brees at NO (9/16/18).
- Made NFL debut in 2017 vs. Pitt. (9/10) and made his first start later that season vs. GB (12/10). Notched his first career sack in 2017 as well at Chi. (12/24), taking down Mitchell Trubisky for a seven-yard loss.
- Spent five seasons (2012-16) at the University of North Carolina Charlotte and became the first player ever drafted from Charlotte's football program. Finished his college career with 217 tackles, including 49 for loss, and 13.0 sacks.

THE STAMPEDE

Most unique job: Is a licensed Realtor

Favorite vacation spot: Japan

Favorite restaurant: ZZs in Miami, Florida

Favorite athlete growing up: Kobe Bryant

IF YOU HAVEN'T HERD

XBOX TO THE NFL

Ogunjobi joined his Steelers teammate Cam Heyward on his podcast, Not Just Football. The two talked about a plethora of different things including Ogunjobi's unique journey to the NFL. It's probably a story many have not heard before. He had no interest in playing football until his mother took away what any young kid loves to do: play video games. He told Heyward the awesome story. "The only reason I started playing football is because my mom took away my Xbox. That is the only reason I got into football. I was about 350 pounds, obese. I was playing Call of Duty, Gears of War, Madden... it's funny I was playing with the Steelers on the little franchise thing."

The defensive lineman's parents were not pleased with the direction in which his life was going, so they decided to step in and do something about it. They wanted him to get healthier. "I was just gaining a lot of weight. My mom and my dad came to me one day and were like, 'You know, you're killing yourself' and they took away my Xbox."

After getting off his Xbox and losing a substantial amount of weight, Ogunjobi went through his first season playing football and there were highs and lows, but the big thing that changed his outlook on the game was at the end of the season. He won something that led to him being hungry for more. "I go through that [junior varsity] season. Obviously, ups and downs my first time playing, but I think the huge point for me was the awards banquet. At the awards banquet, I thought my best friend at the time, Trey Grimes, was gonna get the award for most improved JV player and they gave it to me. That was the first time in my life I felt like I earned something."

(Steeler Nation, July 16, 2023)

PERSONAL

Last name is pronounced O-gunn-JO-bee. Attended Ragsdale High School in Jamestown, North Carolina. His parents, Larry and Mercy Ogunjobi, immigrated to the United States from Nigeria. Was a double-major at Charlotte in computer science & biology. Created the First of Many Foundation, which was inspired by his experience as a first-generation Nigerian American.



LARRY OGUNJOBI

LARRY OGUNJOBI'S NFL REGULAR SEASON DEFENSIVE STATISTICS

			TACKLES									INTERCEPTIONS				FUMBLES				ST				MISC			
DATE	TEAM	GP	GS	TK	S	A	TFL	YDS	SK	YDS	QBH	NO	YDS	LG	TD	PD	FF	FR	TD	YDS	TK	S	A	FF	FR	S	A
2017	Browns	14	1	32	17	15	4	21	1.0	7.0	3	0	0	0	0	0	0	0	0	0	0	0	0	0	0	0	0
2018	Browns	16	16	52	33	19	10	53	5.5	51.5	15	0	0	0	0	0	1	0	0	0	0	0	0	0	0	0	0
2019	Browns	15	15	50	35	15	10	55	5.5	40.0	13	0	0	0	0	1	0	0	0	0	0	0	0	0	0	0	0
2020	Browns	15	15	46	23	23	5	15	2.5	18.0	6	0	0	0	0	0	1	0	0	0	0	0	0	0	0	0	0
2021	Bengals	16	16	49	29	20	12	55	7.0	51.5	16	0	0	0	0	0	0	0	0	0	0	0	0	0	0	0	0
2022	Steelers	16	16	48	25	23	7	14	1.5	10.0	11	0	0	0	0	0	0	0	0	0	0	0	0	0	0	0	0
2023	Steelers	17	17	43	21	22	3	16	3.0	16.0	8	0	0	0	0	2	1	2	0	0	0	0	0	0	0	0	0
2024	Steelers	15	12	41	16	25	5	15	1.5	11.0	7	0	0	0	0	0	0	0	0	0	0	0	0	0	0	0	0
2025	Bills	10	0	19	10	9	4	11	0.0	0.0	0	0	0	0	0	0	0	0	0	0	0	0	0	0	0	0	0
TOTALS		134	108	380	209	171	60	255	27.5	205.0	79	0	0	0	0	3	3	2	0	0	0	0	0	0	0	0	0

LARRY OGUNJOBI'S NFL POSTSEASON DEFENSIVE STATISTICS

				TACKLES							INTERCEPTIONS					FUMBLES					ST				MISC		
DATE	TEAM	GP	GS	TK	S	A	TFL	YDS	SK	YDS	QBH	NO	YDS	LG	TD	PD	FF	FR	TD	YDS	TK	S	A	FF	FR	S	A
2020	Browns	2	2	4	1	3	0	0	0.0	0.0	0	0	0	0	0	0	0	0	0	0	0	0	0	0	0	0	0
2021	Bengals	1	1	0	0	0	0	0	0.0	0.0	0	0	0	0	0	0	0	1	0	11	0	0	0	0	0	0	0
2023	Steelers	1	1	5	2	3	1	2	0.0	0.0	0	0	0	0	0	0	0	0	0	0	0	0	0	0	0	0	0
2024	Steelers	1	1	2	1	1	0	0	0.0	0.0	0	0	0	0	0	0	0	0	0	0	0	0	0	0	0	0	0
TOTALS		5	5	11	4	7	1	2	0.0	0.0	0	0	0	0	0	0	0	1	0	11	0	0	0	0	0	0	0

SINGLE-GAME HIGHS: DEFENSIVE

Total Tackles 9 vs. Cincinnati Bengals, Dec 08, 2019
Solo Tackles 5 at Baltimore Ravens, Oct 24, 2021
Sacks 2.0 at New Orleans Saints, Sep 16, 2018
Passes Defensed 1 vs. Arizona Cardinals, Dec 03, 2023

Forced Fumbles 1 at Baltimore Ravens, Sep 13, 2020
Fumble Recoveries 1 vs. Cleveland Browns, Sep 18, 2023
Tackles For Loss 2 at Carolina Panthers, Dec 18, 2022



2025 GAME-BY-GAME REGULAR-SEASON STATISTICS (BILLS)

[illegible]

**WR | 5**

JOSHUA PALMER

BORN: September 22, 1999 | **HT:** 6-1 | **WT:** 210 | **5th year****COLLEGE:** Tennessee**ACQUIRED:** Free Agent (2025) **Flowercitysown** **joshuapalmer.v**

FIRST-AND-10

JOSHUA PALMER signed a three-year contract with the Bills as an unrestricted free agent in 2025. A 3rd round draft pick of the Chargers in 2021, Palmer caught 182 passes for 2,287 yards and 10 touchdowns in his first four NFL seasons in Los Angeles. A native of nearby Brampton, Ontario, Canada, he played collegiately at Tennessee.

SHOUTOUTS

- During a four-year stint with the Chargers (2021-24), played in 58 regular games (29 starts) and one playoff contest.
- In final season in Los Angeles in 2024, caught 39 passes for 584 yards and a touchdown.
- Logged a career-long 79-yard touchdown reception from Easton Stick at LV (12/14/23).
- Posted a career-high 133 receiving yards on 5 catches at KC (10/22/23).
- In 2022, set career highs in receptions (72) and yards (769) in 16 games (11 starts).
- Set a career-high with 2 touchdown receptions (50 and 6 yards) vs. KC (11/20/22).
- Registered first 100-yard NFL outing with 8 catches for 106 yards at Atl. (11/6/22).
- Tallied a career-high 9 receptions (for 57 yards) vs. Den. (10/17/22).
- Caught a career-best 4 touchdown passes as a rookie with the Chargers in 2021 (33 receptions and 353 yards).
- Scored first NFL touchdown - a 24-yard reception from Justin Herbert - vs. NE (10/31/21).
- During a four-year collegiate career at Tennessee (2017-20), appeared in 47 games (36 starts) and caught 99 passes for 1,514 yards and 7 touchdowns.

IF YOU HAVEN'T HERD

CANADIAN FOOTBALL AT A YOUNG AGE

The middle child of three, he excelled at multiple sports in school. As a soccer goalkeeper there was talk of trials in Europe. Basketball was a passion, too. But football kept pulling him back.

"One of the very first things I gave Josh as a baby was a football," said his father, Keith, who played cornerback at University of Windsor as a walk-on. "Football blanket, football pillowcase, a Nerf football. I was saying to myself, 'I hope he becomes a football player. So let me introduce him to it nice and early, condition him'. But you have to let your children be their own person, find their own passions. And Josh did that."

By Grade 9 it was clear that soccer and basketball were pastimes. Football was the passion. So father and son would fire up an old treadmill in the basement and work on drills with tennis balls, footballs and medicine balls. They'd take things outdoors too — but not because the weather was good. "There were days where I'd see it snowing and I'd say, 'You may end up in Buffalo, you may end up in Green Bay ... you're going to have snow days. Playoff games in a blizzard.' So out we'd go." (**Joe Callaghan, Toronto Star, April 23, 2021**)

THE STAMPEDE

Favorite actor: Tom Hardy**Favorite book:** The 5 AM Club**Fun fact:** Appeared on show, The Office Movers, on Crave in Canada**Favorite TV show:** Peaky Blinders**First job:** Paper route for the Brampton Guardian**Top of bucket list:** Raise great children

PERSONAL

Is the son of Keith and Alethia Palmer. His father played cornerback at the University of Windsor. Has two sisters, Lanisha and Keiana. Owns a sphynx cat named Leia. Born and raised in Brampton, Ontario, began high school career at St. Roch Catholic Secondary School before transferring to St. Thomas Aquinas HS in Fort Lauderdale, FL. Helped lead Aquinas to the Florida 7A state title in 2015 and 2016. Majored in business at Tennessee.



JOSHUA PALMER'S NFL REGULAR SEASON RUSHING/RECEIVING STATISTICS

				RECEIVING					RUSHING				
DATE	TEAM	GP	GS	NO.	YDS.	AVG.	LG	TD	NO.	YDS.	AVG.	LG	TD
2021	Chargers	17	5	33	353	10.7	36	4	1	6	6.0	6	0
2022	Chargers	16	11	72	769	10.7	50†	3	1	4	4.0	4	0
2023	Chargers	10	6	38	581	15.3	79†	2	1	6	6.0	6	0
2024	Chargers	15	7	39	584	15.0	45	1	0	0	0.0	0	0
2025	Bills	12	8	22	303	13.8	45	0	0	0	0.0	0	0
TOTALS		70	37	204	2,590	12.7	79†	10	3	16	5.3	6	0

JOSHUA PALMER'S NFL POSTSEASON RUSHING/RECEIVING STATISTICS

				RECEIVING					RUSHING				
DATE	TEAM	GP	GS	NO.	YDS.	AVG.	LG	TD	NO.	YDS.	AVG.	LG	TD
2022	Chargers	1	0	2	31	15.5	18	0	0	0	0.0	0	0
2024	Chargers	0	0	0	0	0.0	0	0	0	0	0.0	0	0
TOTALS		1	0	2	31	15.5	18	0	0	0	0.0	0	0

SINGLE-GAME HIGHS: RUSHING/RECEIVING

Rush Attempts 1 vs. Kansas City Chiefs, Jan 07, 2024
Rushing Yards 6 vs. Kansas City Chiefs, Jan 07, 2024
Longest Runs 6 vs. Kansas City Chiefs, Jan 07, 2024
Receptions 9 vs. Denver Broncos, Oct 17, 2022
Receiving Yards 133 at Kansas City Chiefs, Oct 22, 2023
Receiving Average 28.3 at Las Vegas Raiders, Dec 14, 2023

Longest Receptions 79† at Las Vegas Raiders, Dec 14, 2023
Receiving TDs 2 vs. Kansas City Chiefs, Nov 20, 2022
All-Purpose Yards 133 at Kansas City Chiefs, Oct 22, 2023
Most TDs 2 vs. Kansas City Chiefs, Nov 20, 2022
Miscellaneous Tackles 1 at Kansas City Chiefs, Oct 22, 2023
Scrimmage Yards 133 at Kansas City Chiefs, Oct 22, 2023



2025 GAME-BY-GAME REGULAR-SEASON STATISTICS (BILLS)

DATE	OPPONENT	P/S	RECEIVING					RUSHING					W/L	SCORE
			NO.	YDS.	AVG.	LG	TD	NO.	YDS.	AVG.	LG	TD		
09/07	Ravens	S	5	61	12.2	32	0	0	0	0.0	0	0	W	41-40
09/14	at Jets	P	2	47	23.5	32	0	0	0	0.0	0	0	W	30-10
09/18	Dolphins	P	1	5	5.0	5	0	0	0	0.0	0	0	W	31-21
09/28	Saints	P	2	25	12.5	14	0	0	0	0.0	0	0	W	31-19
10/05	Patriots	S	2	36	18.0	23	0	0	0	0.0	0	0	L	20-23
10/13	at Falcons	S	2	60	30.0	45	0	0	0	0.0	0	0	L	14-24
10/26	at Panthers		ON INACTIVE LIST										W	40-9
11/02	Chiefs		ON INACTIVE LIST										W	28-21
11/09	at Dolphins		ON INACTIVE LIST										L	13-30
11/16	Buccaneers	S	2	17	8.5	13	0	0	0	0.0	0	0	W	44-32
11/20	at Texans	S	2	21	10.5	11	0	0	0	0.0	0	0	L	19-23
11/30	at Steelers		ON INACTIVE LIST										W	26-7
12/07	Bengals		ON INACTIVE LIST										W	39-34
12/14	at Patriots	S	1	16	16.0	16	0	0	0	0.0	0	0	W	35-31
12/21	at Browns	S	1	2	2.0	2	0	0	0	0.0	0	0	W	23-20
12/28	Eagles	P	1	12	12.0	12	0	0	0	0.0	0	0	L	12-13
01/04	Jets	S	1	1	1.0	1	0	0	0	0.0	0	0	W	35-8
2025 TOTALS		12-8	22	303	13.8	45	0	0	0	0.0	0	0	12-5	

**DT | 52**

JORDAN PHILLIPS

BORN: September 21, 1992 | **HT:** 6-6 | **WT:** 330 | **11th year****COLLEGE:** Oklahoma**ACQUIRED:** FA (2025)

FIRST-AND-10

JORDAN PHILLIPS re-signed with the Bills in August for his 4th stint in Buffalo. Phillips entered the NFL as a 2nd round draft pick of the Dolphins in 2015. He spent his first 3+ seasons in Miami, before being claimed off waivers by the Bills on October 3, 2018. Phillips re-signed with the Bills in 2019 and then joined the Cardinals from 2020-21. He played with the Bills from 2022-23, signed with the NY Giants in 2024 and was traded to the Cowboys on August 15, 2014. He returned to Buffalo on November 6, 2024, and played in 7 regular season games and all 3 postseason contest.

SHOUTOUTS

- Corralled Andy Dalton for a sack at Car. (10/26/25).
- Brought down Patrick Mahomes in the red zone late in the 4th quarter for his first career playoff sack at KC in the AFC Championship game (1/26/25).
- Posted an interception vs. Aaron Rodgers vs. NYJ (11/29/24).
- Sacked Cowboys QB Dak Prescott vs. Dal. (12/17/23).
- Recorded 1.5 sacks of Matthew Stafford at LAR (9/8/22).
- Tallied 33 tackles, 5 sacks and 2 forced fumbles in 18 games with the Cardinals from 2020-21.
- In 2019, led the Bills and was 3rd in sacks by a NFL defensive tackle (9.5) behind Aaron Donald (12.5) and Arik Armstead (10).
- Recorded 2 sacks of Devlin Hodges at Pit. (12/15/19).
- Registered 3 sacks of Marcus Mariota at Ten. (10/6/19). The 3-sack performance was the first by a Bill since Lorenzo Alexander in 2016.
- Notched first sack as a Bill vs. Andy Dalton of Cin. (9/22/19).
- Sacked Sam Darnold in win at NYJ (9/16/18) as a Dolphin.
- Notched his first NFL interception off Ryan Fitzpatrick vs. NYJ (11/7/16) and returned it 17 yards to set up a FG.

IF YOU HAVEN'T HERD

BIG PHIL'S IMPROBABLE JOURNEY

Phillips' mother, Sherry, passed away in a car accident when he was 2 years old. Growing up in a single-parent home because his late father, George, was in prison, Jordan went to live with his grandparents, Willie and Irene. Tragedy struck again when Irene had a stroke and Willie, who was well into his 70s at the time, was unable to care well enough for Jordan.

Willie had him move in with Kody and Sheller Kinder at the age of 12. Other families pitched in to help, including Shane and Cindy Waggoner, who ended up legally adopting Jordan at the age of 25 because Jordan wanted his son to have grandparents.

ALL-AMERICAN ATHLETE

In high school, Phillips was an All-American in football playing seven different positions (fullback, slot back, tight end, linebacker, interior lineman, punter, and kicker), and an all-state performer in basketball and baseball as a pitcher. He once threw a no-hitter as a freshman in a varsity game.

THE STAMPEDE

Favorite movie: Iron Man

Favorite TV show: Yellowstone

Dream vacation spot: Montana

Favorite athlete growing up: LeBron James

Favorite actor: Robert Downey, Jr.

Top bucket list item: Attend a World Cup soccer match

PERSONAL

Has a son, Malik, and two daughters, Maya and Maliyah. Also has three dogs, T'Challa (pitbull), Storm (English bulldog), Osha (Belgian Malinois). Enjoys photography, bowling and playing golf. Began playing football in the 4th grade for the Wichita Golden Bulldogs, who compiled a 55-2 record during his time with them. Majored in criminology.



JORDAN PHILLIPS

JORDAN PHILLIPS' NFL REGULAR SEASON DEFENSIVE STATISTICS

				TACKLES								INTERCEPTIONS					FUMBLES				ST				MISC		
DATE	TEAM	GP	GS	TK	S	A	TFL	YDS	SK	YDS	QBH	NO	YDS	LG	TD	PD	FF	FR	TD	YDS	TK	S	A	FF	FR	S	A
2015	Dolphins	15	4	19	14	5	2	14	2.0	14.0	5	0	0	0	4	0	0	0	0	0	0	0	0	0	0	0	0
2016	Dolphins	16	11	23	13	10	5	11	0.5	0.0	3	1	17	17	0	3	0	0	0	0	0	0	0	0	0	0	0
2017	Dolphins	13	11	16	10	6	4	27	2.0	22.0	6	0	0	0	0	3	0	0	0	0	0	0	0	0	0	0	0
2018	Dolphins	4	0	5	3	2	1	5	1.0	5.0	3	0	0	0	0	1	0	0	0	0	0	0	0	0	0	0	0
2018	Bills	12	0	19	12	7	2	5	0.0	0.0	0	0	0	0	0	3	0	1	0	0	0	0	0	0	0	0	0
2018	TOTAL	16	0	24	15	9	3	10	1.0	5.0	3	0	0	0	4	0	1	0	0	0	0	0	0	0	0	0	0
2019	Bills	16	9	31	25	6	13	72	9.5	71.5	16	0	0	0	0	0	1	0	0	0	0	0	0	0	0	0	0
2020	Cardinals	9	9	11	10	1	1	10	2.0	13.0	3	0	0	0	0	1	2	1	0	0	0	0	0	0	0	0	0
2021	Cardinals	9	8	22	14	8	3	20	3.0	20.0	4	0	0	0	0	2	0	0	0	0	0	0	0	0	0	0	0
2022	Bills	12	1	20	9	11	3	13	1.5	14.5	6	0	0	0	0	2	0	0	0	0	0	0	0	0	0	0	0
2023	Bills	14	9	15	10	5	2	21	2.5	23.5	5	0	0	0	0	5	0	0	0	0	0	0	0	0	0	0	0
2024	Cowboys	2	0	1	0	1	0	0	0.0	0.0	1	0	0	0	0	0	0	0	0	0	0	0	0	0	0	0	0
2024	Bills	7	0	5	4	1	0	0	0.0	0.0	1	1	2	2	0	1	0	0	0	0	0	0	0	0	0	0	0
2024	TOTAL	9	0	6	4	2	0	0	0.0	0.0	2	1	2	2	0	1	0	0	0	0	0	0	0	0	0	0	0
2025	Bills	11	1	9	5	4	2	8	1.0	7.0	1	0	0	0	0	1	0	0	0	0	0	0	0	0	0	0	0
TOTALS		140	63	196	129	67	38	206	25.0	190.5	54	2	19	17	0	26	3	2	0	0	0	0	0	0	0	0	0

JORDAN PHILLIPS' NFL POSTSEASON DEFENSIVE STATISTICS

				TACKLES							INTERCEPTIONS					FUMBLES			ST				MISC				
DATE	TEAM	GP	GS	TK	S	A	TFL	YDS	SK	YDS	QBH	NO	YDS	LG	TD	PD	FF	FR	TD	YDS	TK	S	A	FF	FR	S	A
2016	Dolphins	1	1	3	2	1	2	4	0.0	0.0	0	0	0	0	0	0	0	0	0	0	0	0	0	0	0	0	0
2019	Bills	1	1	0	0	0	0	0	0.0	0.0	1	0	0	0	0	0	0	0	0	0	0	0	0	0	0	0	0
2021	Cardinals	0	0	0	0	0	0	0	0.0	0.0	0	0	0	0	0	0	0	0	0	0	0	0	0	0	0	0	0
2022	Bills	1	0	1	1	0	0	0	0.0	0.0	0	0	0	0	0	0	0	0	0	0	0	0	0	0	0	0	0
2023	Bills	0	0	0	0	0	0	0	0.0	0.0	0	0	0	0	0	0	0	0	0	0	0	0	0	0	0	0	0
2024	Bills	3	0	3	1	2	1	7	1.0	7.0	1	0	0	0	0	0	0	0	0	0	0	0	0	0	0	0	0
TOTALS		6	2	7	4	3	3	11	1.0	7.0	2	0	0	0	0	0	0	0	0	0	0	0	0	0	0	0	0

SINGLE-GAME HIGHS: DEFENSIVE

Total Tackles 5 vs. Los Angeles Rams, Dec 13, 2021
Solo Tackles 4 vs. Carolina Panthers, Nov 14, 2021
Sacks 3.0 at Tennessee Titans, Oct 06, 2019
Passes Defensed 2 vs. Dallas Cowboys, Nov 22, 2015

Forced Fumbles 1 at Dallas Cowboys, Oct 19, 2020
Fumble Recoveries 1 at Dallas Cowboys, Oct 19, 2020
Tackles For Loss 3 at Tennessee Titans, Oct 06, 2019



S | 21

JORDAN POYER

BORN: April 25, 1991 | HT: 6-0 | WT: 191 | 13th year

COLLEGE: Oregon State

ACQUIRED: FA (2025)

 j_poyer21

FIRST-AND-10

JORDAN POYER re-signed with Buffalo on August 27, 2025. Poyer starred in the Bills secondary from 2017-23 as he earned All-Pro status in 2021 and a Pro Bowl berth in 2022. He originally signed with the Bills as an unrestricted free agent in 2017 and was a mainstay for the next 7 years. Poyer spent the 2024 season with the Miami Dolphins. A former cornerback, Poyer joined the NFL as a 7th round draft choice of Philadelphia in 2013 but was released and claimed off waivers by Cleveland early that season. He played in 45 games with the Browns from 2013-16.

SHOUTOUTS

- Became the 4th Bills defender ever to post 10+ tackles, an interception, and 0.5 sack in a game at Cle. (12/21/25).
- Ranked 2nd on the Dolphins with 98 tackles in 2024.
- In first stint with Buffalo (2017-23), was the only NFL player to register 500+ tackles, 20+ INTs (22) and 10+ sacks (10).
- Earned his first career Pro Bowl berth in 2022.
- Led the Bills and tied for 11th in the NFL with 4 interceptions in 2022.
- Posted first career multi-INT game with 2 of Lamar Jackson at Bal. (10/2/22).
- Intercepted Matthew Stafford in 2022 season opener at LAR (9/8/22).
- Only NFL player with 90+ tackles and 2+ INTs each year from 2017-21.
- Tied for 4th in the NFL with 5 INTs in 2021 and was the only NFL player to post 3 sacks and 5 INTs. Earned first-team All-Pro honors.
- Finished 2nd on the Bills with 118 tackles in 2020, while posting 2 sacks, 2 INTs, 2 forced fumbles and 5 PBUs.
- Picked off Devlin Hodges in the end zone late in the 4th quarter to help seal a win and a playoff berth at Pit. (12/15/19).

IF YOU HAVEN'T HERD

PO'S BIGGER PURPOSE

Poyer was given the 2023 Advocacy Award by the Mental Health Advocates of Western New York for his outstanding dedication to promoting mental health awareness.

"All I've ever wanted to do is help people or even just sharing my knowledge about life and the things I've gone through in life," Poyer said during his acceptance speech.

Poyer first spoke out about his struggles with mental health and his personal 'rock bottom' in The Players Tribune. Poyer admitted to his battle with alcoholism while also acknowledging it's okay to ask for help during those struggles.

"We got to learn how to love ourselves and love each other. That was my biggest issue was I didn't know how to love myself. When I stopped drinking alcohol, I had such a bigger purpose, there was a bigger purpose to my life."

THREE-SPORT HIGH SCHOOL STAR IN OREGON

Poyer led Astoria HS to state titles in both football and baseball and was a star in basketball. On the gridiron, he was named the 4A Offensive and Defensive Player of the Year as a senior, playing quarterback and safety. He was drafted in the 42nd round of the by the Marlins in 2009 following a stellar high school career.

THE STAMPEDE

Favorite player growing up: Ken Griffey Jr.

First job: Veterinarian assistant

Skill you would like to learn: Play the guitar and piano

Favorite movie: Remember the Titans

Something you collect: Footballs intercepted

PERSONAL

Jordan and his wife, Rachel, have a daughter, Aliyah. Is the son of Julie and Fa'alaeo Poyer, who both played sports at Eastern New Mexico (Julie played volleyball and Fa'alaeo was a tight end in football). Hobbies include fishing, golfing and jet skiing. Majored in education.



JORDAN POYER'S NFL REGULAR SEASON DEFENSIVE STATISTICS

				TACKLES								INTERCEPTIONS						FUMBLES					ST				
DATE	TEAM	GP	GS	TK	S	A	TFL	YDS	SK	YDS	QBH	NO	YDS	LG	TD	PD	FF	FR	TD	YDS	TK	S	A	FF	FR		
2013	Eagles	3	0	2	1	1	0	0	0.0	0.0	0	0	0	0	0	0	0	0	0	0	1	1	0	0	0		
2013	Browns	9	0	13	13	0	0	0	0.0	0.0	0	0	0	0	0	0	0	0	0	0	5	5	0	0	0		
2013	TOTAL	12	0	15	14	1	0	0	0.0	0.0	0	0	0	0	0	0	0	0	0	0	6	6	0	0	0		
2014	Browns	16	0	9	5	4	0	0	0.0	0.0	0	0	0	0	0	0	0	0	0	0	12	10	2	1	0		
2015	Browns	14	4	37	25	12	1	4	1.0	0.0	2	2	24	12	0	4	0	1	0	4	6	3	3	0	0		
2016	Browns	6	6	36	27	9	1	6	0.0	0.0	0	0	0	0	0	2	0	0	0	3	2	1	0	0			
2017	Bills	15	15	95	63	32	4	24	2.0	18.0	2	5	33	19	1	13	0	1	0	32	0	0	0	0	0		
2018	Bills	16	16	97	71	26	9	27	2.0	15.0	3	4	11	11	0	6	1	1	0	0	3	2	1	0	0		
2019	Bills	16	16	104	68	36	4	10	1.0	5.0	1	2	0	0	0	3	3	3	0	0	3	3	0	0	0		
2020	Bills	16	16	118	85	33	4	18	2.0	14.0	4	2	14	14	0	5	2	0	0	6	6	0	0	0	0		
2021	Bills	16	16	91	64	27	8	33	3.0	26.0	3	5	87	26	0	9	0	0	0	0	2	2	0	0	0		
2022	Bills	12	12	63	44	19	4	11	0.0	0.0	0	4	6	6	0	8	1	0	0	0	0	0	0	0	0		
2023	Bills	16	16	101	67	34	2	8	1.0	4.0	2	0	0	0	0	4	1	0	0	0	0	0	0	0	0		
2024	Dolphins	16	16	98	51	47	0	0	0.0	0.0	1	1	0	0	0	3	0	0	0	0	6	5	1	0	0		
2025	Bills	10	9	64	26	38	1	7	0.5	4.0	1	1	10	10	0	3	0	0	0	0	6	5	1	0	0		
TOTALS		181	142	928	610	318	38	148	12.5	86.0	19	25	185	26	1	60	8	6	0	36	47	39	8	1	0		

JORDAN POYER'S NFL POSTSEASON DEFENSIVE STATISTICS

TACKLES										INTERCEPTIONS							FUMBLES					ST				
DATE	TEAM	GP	GS	TK	S	A	TFL	YDS	SK	YDS	QBH	NO	YDS	LG	TD	PD	FF	FR	TD	YDS	TK	S	A	FF	FR	
2017	Bills	1	1	5	3	2	0	0	0.0	0.0	0	0	0	0	0	0	0	0	0	0	0	0	0	0	0	
2019	Bills	1	1	6	1	5	0	0	0.0	0.0	0	0	0	0	0	0	0	0	0	0	0	0	0	0	0	
2020	Bills	3	3	20	16	4	1	2	0.0	0.0	0	0	0	0	0	0	0	0	0	0	0	0	0	0	0	
2021	Bills	2	2	10	5	5	0	0	0.0	0.0	0	0	0	0	0	0	1	0	0	0	0	0	0	0	0	
2022	Bills	2	2	9	5	4	0	0	0.0	0.0	0	0	0	0	0	0	0	0	0	0	0	0	0	0	0	
2023	Bills	2	2	14	9	5	0	0	0.0	0.0	0	0	0	0	0	0	1	0	0	0	0	0	0	0	0	
TOTALS		11	11	64	39	25	1	2	0.0	0.0	0	0	0	0	0	0	2	0	0	0	0	0	0	0	0	

SINGLE-GAME HIGHS: DEFENSIVE

Total Tackles 13 vs. Los Angeles Rams, Sep 27, 2020
Solo Tackles 11 vs. New England Patriots, Nov 01, 2020
Sacks 2.0 vs. New York Jets, Jan 09, 2022
Passes Defensed 3 at Baltimore Ravens, Oct 02, 2022
Forced Fumbles 1 at New England Patriots, Oct 22, 2023

Fumble Recoveries 1 at Pittsburgh Steelers, Dec 15, 2019
Tackles For Loss 2 vs. New York Jets, Jan 09, 2022
Interceptions 2 at Baltimore Ravens, Oct 02, 2022
Interception Return Yards 26 vs. Miami Dolphins, Oct 31, 2021
Longest Opp Fumble Return 32 at Cincinnati Bengals, Oct 08, 2017



2025 GAME-BY-GAME REGULAR-SEASON STATISTICS (BILLS)

DATE	OPP	P/S	TACKLES								INTERCEPTIONS							FUMBLES			ST			MISC			W/L	SCORE
			TK	S	A	SK	YDS	TFL	YDS	QBH	NO	YDS	LG	TD	PD	FF	FR	TD	YDS	TK	S	A	FF	FR	S	A		
09/07	Ravens		PRACTICE SQUAD																								W	41-40
09/14	at Jets		PRACTICE SQUAD																								W	30-10
09/18	Dolphins		PRACTICE SQUAD																								W	31-21
09/28	Saints		PRACTICE SQUAD																								W	31-19
10/05	Patriots		PRACTICE SQUAD																								L	20-23
10/13	at Falcons	P	1	0	1	0.0	0.0	0	0	0	0	0	0	0	0	0	0	0	0	0	0	0	0	0	0	0	L	14-24
10/26	at Panthers	S	5	1	4	0.0	0.0	0	0	0	0	0	0	0	0	0	0	0	0	0	0	0	0	0	0	0	W	40-9
11/02	Chiefs	S	5	2	3	0.0	0.0	0	0	0	0	0	0	0	0	0	0	0	0	0	0	0	0	0	0	0	W	28-21
11/09	at Dolphins	S	8	3	5	0.0	0.0	0	0	0	0	0	0	0	0	0	0	0	0	0	0	0	0	0	0	0	L	13-30
11/16	Buccaneers	S	11	4	7	0.0	0.0	0	0	0	0	0	0	0	1	0	0	0	0	4	3	1	0	0	0	0	W	44-32
11/20	at Texans	S	6	2	4	0.0	0.0	0	0	0	0	0	0	0	1	0	0	0	0	0	0	0	0	0	0	0	L	19-23
11/30	at Steelers	S	5	2	3	0.0	0.0	0	0	0	0	0	0	0	0	0	0	0	0	1	1	0	0	0	0	0	W	26-7
12/07	Bengals	S	7	5	2	0.0	0.0	0	0	0	0	0	0	0	0	0	0	0	0	1	1	0	0	0	0	0	W	39-34
12/14	at Patriots	S	5	1	4	0.0	0.0	0	0	0	0	0	0	0	0	0	0	0	0	0	0	0	0	0	0	0	W	35-31
12/21	at Browns	S	11	6	5	0.5	4.0	1	7	1	1	10	10	0	1	0	0	0	0	0	0	0	0	0	0	0	W	23-20
12/28	Eagles		INACTIVE																								L	12-13
01/04	Jets		ON INACTIVE LIST																								W	35-8
2025 TOTALS			10-9	64	26	38	0.5	4.0	1	7	1	1	10	10	0	3	0	0	0	0	6	5	1	0	0	0	12-5	

**K | 15**

MATT PRATER

BORN: August 10, 1984 | **HT:** 5-10 | **WT:** 201 | **19th year****COLLEGE:** UCF**ACQUIRED:** Free Agent (2025) **mattprater5** **mattprater5**

FIRST-AND-10

MATT PRATER signed to the Bills active roster on September 9, 2025 after originally signing with the team's practice squad. The two-time Pro Bowl selection (2013, 2016), joined the Bills after spending the 2021-24 seasons with the Cardinals. Prater has spent time with the Lions (2014-20), Broncos (2007-13) and Falcons (2007). He originally entered the NFL in 2007 as an undrafted free agent of the Falcons out of UCF.

SHOUTOUTS

- In first game as a Bill, connected on a game-winning, 32-yard FG as time expired in a 41-40 win vs. Bal (9/7/25).
- Ranks 13th on the NFL's all-time scoring list with 1,908 points (Sebastian Janikowski is 12th with 1,913 points).
- Also ranks 13th in career field goals made (425) and 11th in career extra points made (633).
- Holds NFL records for most career FGs of 50+ yards (82), most PATs in a season (75), consecutive made FGs of 50+ yards (15), most FGs of 55+ yards in a season (6), consecutive FGs conversions of 55+ yards (7).
- On December 8, 2013, connected on a career-long 64-yard field goal vs. Ten. to break Tom Dempsey's long-standing NFL record of 63 yards set in 1970. (that field goal is currently tied for 4th longest in NFL history)
- Has made three career field goals attempts of 60+ yards, trailing only Brandon Aubrey (5) and Brett Maher (4).
- His 74.5% success rate from 50+ yards (82 of 110) is the highest in NFL history (min. 50 attempts).
- His 10 seasons with at least five made FGs of 50+ yards are the most in NFL history.
- Named Special Teams Player of the Month 4 times and Special Teams Player of the Week 16 times (trailing only the 19 earned by Adam Vinatieri). Is the only player in NFL history to win the award at least 3 times with 3 different teams (Denver - 7, Detroit - 5, Arizona - 3).

IF YOU HAVEN'T HERD

EVERYONE DESERVES A SECOND CHANCE

Matt Prater was given a second chance in the NFL after a substance abuse-related misstep almost cost him his career.

In December of 2013, Matt Prater seemed limitless. After kicking a record-shattering 64-yard field goal against the Tennessee Titans, Prater helped secure his team's first Super Bowl appearance since 1999.

Boasting the title of most accurate kicker in the team's history, seemed virtually irreplaceable for a team that was on its way up.

In just one night, all of that potential screeched to a halt when Prater tested positive for alcohol in his system after already having strikes against him for a prior DUI.

With encouragement from his family and a newfound opportunity to focus on his recovery, Prater voluntarily enrolled in a rehabilitation program at Hazelden in Naples, Florida.

During his time in rehab, Prater strengthened his resolve to stay sober and get his life and football career back on track. After Hazelden, Prater met with the coach of the Detroit Lions to prove his dedication to the game and explain the steps he's taking to ensure alcohol wouldn't be a problem in the future.

"I am one who believes in a second chance," Lions coach Jim Caldwell said. Noting that he has also had second chances in his life that changed him for the better, Caldwell empathized with Prater and implored others to do the same.

"Sometimes you've got to get knocked down and learn the hard way with life," Prater said. "I'm thankful that I have a second chance." ([AddictionCenter.com](https://www.addictioncenter.com), March 26, 2025)

PERSONAL

Married Kati Stark in April 2015. Earned 2nd-team all-state honors at Estero (FL) High School. Born in Mayfield Heights, OH. Majored in psychology.



MATT PRATER'S NFL REGULAR SEASON KICKING STATISTICS

DATE	TEAM	GP	FGM	FGA	PCT.	LG	XP	XPA	PCT.	BLK	PTS
2007	Falcons	2	1	4	25.0	45	1	1	100.0	0	4
2007	Dolphins	0	0	0	0.0	0	0	0	0.0	0	0
2007	Broncos	2	0	0	0.0	0	0	0	0.0	0	0
2007	TOTAL	4	1	4	25.0	45	1	1	100.0	0	4
2008	Broncos	16	25	34	73.5	56	39	40	97.5	0	114
2009	Broncos	16	30	35	85.7	51	32	32	100.0	0	122
2010	Broncos	12	16	18	88.9	59	28	29	96.6	0	76
2011	Broncos	16	19	25	76.0	59	30	30	100.0	1	87
2012	Broncos	16	26	32	81.3	53	55	55	100.0	0	133
2013	Broncos	16	25	26	96.2	64	75	75	100.0	0	150
2014	Broncos	0	0	0	0.0	0	0	0	0.0	0	0
2014	Lions	11	21	26	80.8	52	21	21	100.0	2	84
2014	TOTAL	11	21	26	80.8	52	21	21	100.0	2	84
2015	Lions	16	22	24	91.7	59	36	39	92.3	0	102
2016	Lions	16	31	36	86.1	58	31	33	93.9	0	124
2017	Lions	16	30	35	85.7	58	40	41	97.6	0	130
2018	Lions	16	28	32	87.5	54	30	30	100.0	0	114
2019	Lions	16	26	31	83.9	56	35	36	97.2	1	113
2020	Lions	16	21	28	75.0	59	38	41	92.7	0	101
2021	Cardinals	17	30	37	81.1	62	47	49	95.9	0	137
2022	Cardinals	13	22	25	88.0	57	17	18	94.4	0	83
2023	Cardinals	17	28	33	84.8	62	22	23	95.7	0	106
2024	Cardinals	4	6	6	100.0	57	10	10	100.0	0	28
2025	Bills	15	18	20	90.0	52	46	49	93.9	0	100
TOTALS		269	425	507	83.8	64	633	652	97.1	4	1,908

MATT PRATER'S NFL POSTSEASON KICKING STATISTICS

DATE	TEAM	GP	FGM	FGA	PCT.	LG	XP	XPA	PCT.	BLK	PTS
2011	Broncos	2	4	4	100.0	41	3	3	100.0	0	15
2012	Broncos	1	0	1	0.0	0	5	5	100.0	0	5
2013	Broncos	3	5	6	83.3	54	5	5	100.0	0	20
2014	Lions	1	2	2	100.0	39	2	2	100.0	0	8
2016	Lions	1	2	2	100.0	53	0	0	0.0	0	6
2021	Cardinals	1	1	1	100.0	55	0	0	0.0	0	3
TOTALS		9	14	16	87.5	55	15	15	100.0	0	57



MATT PRATER'S NFL REGULAR SEASON FIELD-GOAL ACCURACY STATISTICS

DATE	TEAM	1-19	PCT.	20-29	PCT.	30-39	PCT.	40-49	PCT.	50+	PCT.
2007	Falcons	0-0	0.0	0-1	0.0	0-0	0.0	1-3	33.3	0-0	0.0
2007	Dolphins	0-0	0.0	0-0	0.0	0-0	0.0	0-0	0.0	0-0	0.0
2007	Broncos	0-0	0.0	0-0	0.0	0-0	0.0	0-0	0.0	0-0	0.0
2007	TOTAL	0-0	0.0	0-1	0.0	0-0	0.0	1-3	33.3	0-0	0.0
2008	Broncos	0-0	0.0	7-8	87.5	8-9	88.9	5-11	45.5	5-6	83.3
2009	Broncos	0-0	0.0	14-14	100.0	6-8	75.0	8-10	80.0	2-3	66.7
2010	Broncos	0-0	0.0	3-3	100.0	7-7	100.0	4-5	80.0	2-3	66.7
2011	Broncos	0-0	0.0	5-6	83.3	8-8	100.0	3-7	42.9	3-4	75.0
2012	Broncos	1-1	100.0	7-7	100.0	10-11	90.9	5-9	55.6	3-4	75.0
2013	Broncos	2-2	100.0	4-4	100.0	5-5	100.0	8-8	100.0	6-7	85.7
2014	Broncos	0-0	0.0	0-0	0.0	0-0	0.0	0-0	0.0	0-0	0.0
2014	Lions	0-0	0.0	8-8	100.0	4-5	80.0	6-8	75.0	3-5	60.0
2014	TOTAL	0-0	0.0	8-8	100.0	4-5	80.0	6-8	75.0	3-5	60.0
2015	Lions	0-0	0.0	3-3	100.0	8-9	88.9	6-6	100.0	5-6	83.3
2016	Lions	0-0	0.0	10-10	100.0	4-5	80.0	10-14	71.4	7-7	100.0
2017	Lions	2-2	100.0	4-4	100.0	10-10	100.0	7-8	87.5	7-11	63.6
2018	Lions	0-0	0.0	8-8	100.0	12-12	100.0	5-7	71.4	3-5	60.0
2019	Lions	0-0	0.0	11-11	100.0	2-3	66.7	6-9	66.7	7-8	87.5
2020	Lions	0-0	0.0	4-4	100.0	7-7	100.0	4-7	57.1	6-10	60.0
2021	Cardinals	0-0	0.0	11-11	100.0	9-11	81.8	3-5	60.0	7-10	70.0
2022	Cardinals	0-0	0.0	1-1	100.0	10-10	100.0	6-8	75.0	5-6	83.3
2023	Cardinals	0-0	0.0	6-6	100.0	7-8	87.5	6-7	85.7	9-12	75.0
2024	Cardinals	0-0	0.0	1-1	100.0	1-1	100.0	3-3	100.0	1-1	100.0
2025	Bills	0-0	0.0	4-4	100.0	7-8	87.5	6-6	100.0	1-2	50.0
TOTALS		5-5	100.0	111-114	97.4	125-137	91.2	102-141	72.3	82-110	74.5

SINGLE-GAME HIGHS: KICKER

Field Goals Made

5 at Green Bay Packers, Oct 14, 2019

Field Goal Attempts

5 at Atlanta Falcons, Jan 01, 2023

Longest Field Goals Made

64 vs. Tennessee Titans, Dec 08, 2013

Longest Field Goal Attempts

68 at Jacksonville Jaguars, Sep 26, 2021

PATs Made

7 vs. Philadelphia Eagles, Sep 29, 2013

PAT Attempts

7 vs. Philadelphia Eagles, Sep 29, 2013

Points

16 at Green Bay Packers, Oct 14, 2019

Special Teams Tackles

2 vs. Cincinnati Bengals, Dec 07, 2025

Kickoff Average

71.0 at Oakland Raiders, Sep 27, 2009

Extra Point Attempt Percentage

100.0 at New England Patriots, Dec 14, 2025

Field Goal Percentage

100.0 vs. Atlanta Falcons, Nov 12, 2023

Touchbacks

8 at Los Angeles Rams, Oct 03, 2021



2025 GAME-BY-GAME REGULAR-SEASON STATISTICS (BILLS)

DATE	OPPONENT		FIELD GOALS				EXTRA POINTS				PTS	W/L	SCORE
			FGM	FGA	PCT	LG	XP	XPA	PCT	BLK			
09/07	Ravens	P	3	3	100.0	43	2	2	100.0	0	11	W	41-40
09/14	at Jets	P	3	3	100.0	52	3	3	100.0	0	12	W	30-10
09/18	Dolphins	P	1	2	50.0	48	4	4	100.0	0	7	W	31-21
09/28	Saints	P	1	1	100.0	35	4	4	100.0	0	7	W	31-19
10/05	Patriots	P	2	2	100.0	45	2	2	100.0	0	8	L	20-23
10/13	at Falcons	P	0	0	0.0	0	2	2	100.0	0	2	L	14-24
10/26	at Panthers	P	2	2	100.0	45	4	5	80.0	0	10	W	40-9
11/02	Chiefs	P	0	1	0.0	0	4	4	100.0	0	4	W	28-21
11/09	at Dolphins	P	0	0	0.0	0	1	1	100.0	0	1	L	13-30
11/16	Buccaneers	P	1	1	100.0	39	5	5	100.0	0	8	W	44-32
11/20	at Texans	P	2	2	100.0	44	1	2	50.0	0	7	L	19-23
11/30	at Steelers	P	2	2	100.0	37	2	3	66.7	0	8	W	26-7
12/07	Bengals	P	1	1	100.0	26	4	4	100.0	0	7	W	39-34
12/14	at Patriots	P	0	0	0.0	0	5	5	100.0	0	5	W	35-31
12/21	at Browns		INACTIVE									W	23-20
12/28	Eagles		INACTIVE									L	12-13
01/04	Jets	P	0	0	0.0	0	3	3	100.0	0	3	W	35-8
2025 TOTALS			15	18	20	90.0	52	46	49	93.9	0	100	12-5

**DE | 50**

GREG ROUSSEAU

BORN: April 5, 2000 | **HT:** 6-6 | **WT:** 266 | **5th year****COLLEGE:** Miami (FL)**ACQUIRED:** Draft (2021, R1) **gregrousseau** **gregrousseau**

FIRST-AND-10

GREG ROUSSEAU signed a four-year contract extension with the Bills, keeping him in Buffalo through the 2029 season. Rousseau was originally drafted by the Bills in the first round (30th overall) in 2021. Since being drafted by the Bills, Rousseau leads the team with 32 career sacks.

SHOUTOUTS

- Totaled 9 pressures against the Browns (12/21/25) with a 32.1% pressure rate, the highest rate in a game this season. His 7 QB hits marked a career high.
- Led all Bills pass rushers with 8.0 sacks in 2024, tying his career high previously set in 2022.
- Named AFC Defensive Player of the Week following his performance vs. ARI (9/8/24). Recorded a career-high 3 sacks and tied Ben Williams (3 in 1983) for most ever by a Bill in a season opener.
- Started all 16 regular season games he played in 2023, recording 42 tackles, a career-high 13 TFLs, 5.0 sacks, four passes defended, a forced fumble and fumble recovery.
- His 8.0 sacks in 2022 established a new career high and led all Bills defenders (tied with Von Miller).
- Earned his first-career AFC Defensive Player of the Week award following his performance at KC (10/10/21). He notched the first interception of his career and finished the game with five tackles, a sack and an interception.
- Made his first-career start vs. Pit. (9/12/21).
- Led the ACC in sacks with 15.5 in 2019, his final season at the University of Miami.

PERSONAL

Pronounced roo-SO. Son Oskal and Anne, Haitian immigrants who left their homeland in the 1980's. Has two older brothers Ricky and Marvyn, and a younger brother, Jonathan. Jonathan plays safety at UB. Graduated in 2024 with a criminology degree.

IF YOU HAVEN'T HERD

BUFFALO CONNECTIONS

It always seems like you can find a Buffalo connection in most situations and that is no different with the Bills first-round draft pick Greg Rousseau.

Of course he's heard the typical, obvious stuff:

"I know there's Niagara Falls there, it pretty much borders Canada, I'm pretty sure there's Lake Erie so the same lake in Cleveland is over there," Rousseau said.

But his understanding of Western New York runs deeper than that.

"My mom had my older brother in Buffalo so my parents lived in Buffalo for I think five years, four years, so I'm very familiar with Buffalo."

The Bills drafted the Miami defensive end with the 30th overall pick in this year's draft as they continue to add youth to the position and someone who already has ties to the area.

"I know all about it, Jim Kelly, the whole nine yards, and they got the Miami connection for sure," Rousseau said in a zoom call with reporters after the first-round.

He laughed and said he'll get all the exact details from his parents but said he thinks they lived in Buffalo from the mid to late 90's when his mom was likely getting her nursing degree.

THE STAMPEDE

Nickname: Groot**First job:** Manning a bounce house at children's parties in the summer**Favorite TV show:** Walking Dead**Favorite athlete growing up:** Kawhi Leonard**Favorite food:** Sushi**Favorite movie:** Interstellar



DT | 98

T.J. SANDERS

BORN: July 30, 2003 | HT: 6-4 | WT: 297 | Rookie

COLLEGE: South Carolina

ACQUIRED: Draft (2025, R2)

X Tj_Sanders24

📷 tj.sanders4

FIRST-AND-10

T.J. SANDERS was selected by the Bills in the second round in 2025 out of South Carolina. A 2024 All-SEC selection, Sanders is the first Gamecock drafted by the Bills since CB Stephon Gilmore in 2012.

SHOUTOUTS

- Recorded his first career sack vs. NYJ (1/4/26).
- Made his NFL debut vs. Bal. (9/7).
- Spent all of his college career with South Carolina (2021-24), appearing in 39 games over four seasons with 16 career starts.
- In his final college season in 2024, appeared in all 13 games making nine starts. College Football Nation tabbed him as a first-team All-SEC performer and a third-team All-American while selecting him as the SEC's Interior Defender of the Year. Named to the second-team All-SEC squad by the AP and Phil Steele. Finished fifth on the squad and led the defensive lineman with 50 tackles including 7.0 tackles for loss and 4.0 sacks. Also credited with six quarterback hurries and one pass breakup.
- In 2023, earned third-team All-SEC honors from College Football Network and was a fourth-team all-league performer according to Phil Steele. Played in all 12 games starting seven contests at defensive tackle. Recorded 43 tackles, most among the defensive linemen, with a team-leading 9.5 tackles for loss and a team-high 4.5 sacks.
- In 2022, appeared in 12 games and was credited with 16 tackles including 1.0 sack, a pass breakup and two quarterback hurries.

PERSONAL

Full name is Tanaeri J. Sanders. Majored in criminology and criminal justice. Attended Marion (S.C.) High School, where he also played basketball. The son of Leticia Williams, he has two brothers and a sister. Hobbies include anime and soccer video games.

IF YOU HAVEN'T HERD

HOOVER TURNED GAMECOCK

T.J. Sanders' team was already in commanding position, but the senior for the Marion High School Swamp Foxes was still breaking things down. Coming off the field in the midst of a blowout win to secure a region title, he was animated, talking a teammate through the finer points of a particular blocking scheme.

The 6-foot-5, now-300 pounder quickly went from a player who had to be coaxed from the basketball court to the football field to a future SEC player with the South Carolina Gamecocks.

And he also made another transition: From a player with minimal experience to one who could lead a team in just a second year. "He just became a total leader," Marion coach Randall State said, noting Sanders was in for an extra weightlifting session the day before the game. "He was always the leader on the basketball court. It took him a year to kind of settle in, coming back as a football player. He's always been a vocal guy, on and off the court, and he's smart with it."

That leadership on the basketball court translated to football, and some of the relationships did, too. Marion isn't the biggest school, and the best athletes are playing multiple sports most of the time.

On the sideline, Sanders showed some personality, chatting while also giving teammates a little grief, breaking into a dance as the band played. His squad was dominating a county rivalry with Mullins High in a game rescheduled to a Monday night.

On the field, he showed flashes of why the Gamecocks brought him into their class after just one year on the high school gridiron (**Ben Breiner, The State, October 29, 2020**)

THE STAMPEDE

Favorite meal: Sonic smash burger with chili cheese tater tots

Bucket list item: Play in a celebrity all-star basketball game

Dream sporting event to attend: Champions League match

Gas station snack: Sour Trollys



S | 25

DARNELL SAVAGE

BORN: July 30, 1997 | HT: 5-11 | WT: 198 | 7th year

COLLEGE: Maryland

ACQUIRED: Free Agent (2025)

darnellsavage_

FIRST-AND-10

DARNELL SAVAGE joined the Bills off waivers from Washington on December 5, 2025. A first round draft choice (21st overall) of Green Bay in 2019, Savage spent his first 5 NFL seasons (2019-23) with the Packers. Savage also played for the Jacksonville Jaguars (2024) and Washington Commanders (2025).

SHOUTOUTS

- Played in 8 games for the Commanders in 2025 and recorded 15 tackles, 1 PBU and 1 FF.
- Played in 15 games for the Jaguars in 2024 with 13 starts. Recorded 52 total tackles, 1 INT and 6 PBU.
- Finished his five-year tenure with the Packers (2019-23) totaling 302 tackles, 9 INT and 32 PBU in 72 game (69 starts).
- Made his NFL debut vs. CHI (9/05/19) and recorded 3 tackles and 1 PBU.
- Posted first career pick-6 vs. MIN (01/01/23) with a 75-yard return off of QB Kirk Cousins in a Packers win.
- Returned an INT 64-yards for a TD at. DAL (01/14/24) in a Wild Card game victory.
- Recorded first career sack at DET. (12/13/20).
- Finished 4th on Green Bay in 2020 with 75 tackles while also recording three tackles for a loss, a sack, two QB hits and a fumble recovery.
- Named PFWA All-Rookie team in 2019 after starting 14 games and recording 61 tackles, a tackle for a loss, a team-high two forced fumbles, two INTs (tied for 2nd on the team), seven PBU's, a QB hit and two QB pressures.
- Started both playoff games as a rookie in 2019.
- Earned second-team All-Big Ten honors for Maryland in 2018.

IF YOU HAVEN'T HERD

BEYOND HIS YEARS

In Darnell Savage Jr.'s freshman year at Maryland, the Terrapins went 3-9, fired the head coach, who recruited Savage, six games into the season and endured an eight-game losing streak in which their average margin of defeat was 18.5 points.

Savage was the only true freshman defensive back in a position group heavy on upperclassmen, three of which are playing professionally this season.

Yet, despite the turbulence of that 2015 season, Savage's inexperience and the fact he only played in five games that year with just one start (Maryland's only conference win), Savage left an impression on his coaches and elder defensive backs.

He earned their trust with a work ethic, humility and football IQ that fit the description of a veteran "He was beyond his years," Hendy said.

"If you went over something on Monday, then when you got there on Tuesday and Wednesday and Thursday, he had it," said Perkins, now the defensive backs coach at Connecticut. "He's able to retain information".

"As a young guy when you come in and you're not making a lot of mental errors and you're able to handle the installs and the coverages and ... you're able to execute that at a high level and not make mistakes and not have the older guys there constantly have to tell you what to do and remind you to do, that's why he got the respect that he did and therefore that's why he played as a freshman."

"He's always been a person that leads through his work ethic," Likely said. "And people always follow." (Matt Schneidman, *The Athletic*, August 14, 2019)

PERSONAL

Originally from Newark, Delaware, and attended Caravel Academy. Helped Caravel to the 2013 state championship. Is the son of Darnell Sr. and Mitzie Savage.

**WR | 10**

KHALIL SHAKIR

BORN: February 3, 2000 | **HT:** 6-0 | **WT:** 190 | **4th year****COLLEGE:** Boise State**ACQUIRED:** Draft (2022, R5) **king_khalil2** **king_khalil2**

FIRST-AND-10

KHALIL SHAKIR (pronounced kuh-LIL shah-KEER) signed a four-year contract extension to keep him in Buffalo through the 2029 season. Shakir was drafted by the Bills in the fifth round (148th overall) in 2022 after spending his collegiate career at Boise State (2018-21).

SHOUTOUTS

- Since 2023, ranks second among all WRs with a 77.9% catch rate (min. 30 receptions), behind only Bears WR Luther Burden (78.3%).
- In 2024, ranked second among all NFL WRs with 597 yards after the catch.
- Led the Bills with career highs in receptions (76) and receiving yards (821) in 2024. Also finished with a career-high 4 receiving TDs.
- Set an NFL WR record with 30 consecutive targets caught, surpassing Michael Thomas (27 in 2018).
- Finished the 2023 regular season with career highs in games played (17) and starts (10). Recorded 39 receptions for 611 receiving yards and 2 TDs.
- Recorded 3 receptions for 115 yards and a TD vs. NYJ (11/19/23). His 81-yard TD is a career-long and marked the third-longest TD reception in the NFL in 2023.
- Appeared in 14 games with 2 starts during his rookie season. Totaled 10 receptions for 161 yards and a TD.
- Hauled in his first career TD, a 24-yard reception vs. Pit. (10/9/22).

PERSONAL

Son of Ramona Tuamoheloa-Shakir and Attiyah Shakir. He and his wife, Saylor, have a daughter (Sunny) and two dogs (Penny and Missy). Attended Vista Murrieta High School in Murrieta, California.

IF YOU HAVEN'T HERD

ADAPTING TO NEW ENVIRONMENTS

When wide receiver Khalil Shakir moves around the offense, he doesn't miss a step. The Bills' fifth-round pick in 2022, he's comfortable with change.

"I think I'm just able to adapt," Shakir said. "I'm a military baby, so I moved around a lot. To be able to adapt to different environments – and different people as well – was just embedded in my blood at a young age.

"I feel like that's just carried on me my whole life. So whenever I come out onto the field, it's the same thing."

Shakir's father, Master Gunnery Sgt. Attiyah Shakir, served 24 years in the Marines. Khalil was born in Virginia, then the family moved to Hawaii. They went from Hawaii to Japan, and Japan to California. With most of the extended family on the East Coast, plenty of other trips were sprinkled in along the way.

Even in new situations, Shakir would jump in right away.

"He's always been a leader," his dad said. "He's never been afraid to (try) much."

Shakir sees a connection now between the big moves and his comfort level when he's thrown into different situations on the football field. It crystalized at Boise State, when someone else asked about his upbringing.

"That's when I realized people always say when I'm in a different spot, I look comfortable in the environment," Shakir said. "I think that just comes without even realizing how much I did move around." (*The Buffalo News*, Katherine Fitzgerald, August 24, 2022)

THE STAMPEDE

Favorite musician: Rod Wave

Favorite athlete growing up: Julio Jones

Unique talent: Bowling

Favorite TV Show: Snowfall



KHALIL SHAKIR'S NFL REGULAR SEASON RUSHING/RECEIVING STATISTICS

DATE	TEAM	GP	GS	RECEIVING					RUSHING				
				NO.	YDS.	AVG.	LG	TD	NO.	YDS.	AVG.	LG	TD
2022	Bills	14	2	10	161	16.1	31	1	0	0	0.0	0	0
2023	Bills	17	10	39	611	15.7	81†	2	1	10	10.0	10	0
2024	Bills	15	9	76	821	10.8	52	4	2	4	2.0	2	0
2025	Bills	16	10	72	719	10.0	54†	4	1	5	5.0	5	0
TOTALS		62	31	197	2,312	11.7	81T	11	4	19	4.8	10	0

KHALIL SHAKIR'S NFL POSTSEASON RUSHING/RECEIVING STATISTICS

DATE	TEAM	GP	GS	RECEIVING					RUSHING				
				NO.	YDS.	AVG.	LG	TD	NO.	YDS.	AVG.	LG	TD
2022	Bills	2	0	5	91	18.2	31	0	0	0	0.0	0	0
2023	Bills	2	2	10	75	7.5	17†	2	0	0	0.0	0	0
2024	Bills	3	3	18	174	9.7	34	0	0	0	0.0	0	0
TOTALS		7	5	33	340	10.3	34	2	0	0	0.0	0	0

KHALIL SHAKIR'S NFL REGULAR SEASON RETURN STATISTICS

DATE	TEAM	KICKOFF RETURNS						PUNT RETURNS					
		RET.	YDS.	AVG.	LG	TD		NO.	FC	YDS.	AVG.	LG	TD
2022	Bills	1	34	34.0	34	0		3	3	23	7.7	17	0
2023	Bills	5	98	19.6	27	0		5	0	37	7.4	10	0
2024	Bills	0	0	0.0	0	0		0	0	0	0.0	0	0
2025	Bills	0	0	0.0	0	0		16	9	124	7.8	28	0
TOTALS		6	132	22.0	34	0		24	12	184	7.7	28	0

SINGLE-GAME HIGHS: RUSHING/RECEIVING


Rush Attempts 1 vs. New England Patriots, Dec 31, 2023
Rushing Yards 10 vs. New England Patriots, Dec 31, 2023
Longest Runs 10 vs. New England Patriots, Dec 31, 2023
Receptions 9 at Seattle Seahawks, Oct 27, 2024
Receiving Yards 115 vs. New York Jets, Nov 19, 2023
Receiving Average 38.3 vs. New York Jets, Nov 19, 2023
Longest Receptions 81† vs. New York Jets, Nov 19, 2023
Receiving TDs 1 at Carolina Panthers, Oct 26, 2025
All-Purpose Yards 125 at Houston Texans, Nov 20, 2025
Kickoff Returns 2 vs. Miami Dolphins, Oct 01, 2023

Kickoff Return Yards 43 vs. Miami Dolphins, Oct 01, 2023
Longest Kickoff Return 34 vs. Pittsburgh Steelers, Oct 09, 2022
Fair Catches 3 at Pittsburgh Steelers, Nov 30, 2025
Punt Return Yards 50 vs. Philadelphia Eagles, Dec 28, 2025
Longest Punt Return 28 vs. Philadelphia Eagles, Dec 28, 2025
Punt Returns 5 at Philadelphia Eagles, Nov 26, 2023
Punt Return Average 16.7 vs. Philadelphia Eagles, Dec 28, 2025
Most TDs 1 vs. Cincinnati Bengals, Dec 07, 2025
Miscellaneous Tackles 1 at Chicago Bears, Dec 24, 2022



2025 GAME-BY-GAME REGULAR-SEASON STATISTICS (BILLS)

DATE	OPPONENT	P/S	RECEIVING					RUSHING					W/L	SCORE
			NO.	YDS.	AVG.	LG	TD	NO.	YDS.	AVG.	LG	TD		
09/07	Ravens	P	6	64	10.7	26	0	0	0	0.0	0	0	W	41-40
09/14	at Jets	S	1	12	12.0	12	0	0	0	0.0	0	0	W	30-10
09/18	Dolphins	S	4	45	11.3	15t	1	0	0	0.0	0	0	W	31-21
09/28	Saints	P	5	69	13.8	43t	1	0	0	0.0	0	0	W	31-19
10/05	Patriots	S	6	45	7.5	18	0	1	5	5.0	5	0	L	20-23
10/13	at Falcons	P	3	33	11.0	15	0	0	0	0.0	0	0	L	14-24
10/26	at Panthers	S	6	88	14.7	54t	1	0	0	0.0	0	0	W	40-9
11/02	Chiefs	S	7	43	6.1	20	0	0	0	0.0	0	0	W	28-21
11/09	at Dolphins	S	7	58	8.3	24	0	0	0	0.0	0	0	L	13-30
11/16	Buccaneers	S	1	-3	-3.0	-3	0	0	0	0.0	0	0	W	44-32
11/20	at Texans	P	8	110	13.8	44	0	0	0	0.0	0	0	L	19-23
11/30	at Steelers	S	1	5	5.0	5	0	0	0	0.0	0	0	W	26-7
12/07	Bengals	S	2	16	8.0	11t	1	0	0	0.0	0	0	W	39-34
12/14	at Patriots	P	5	65	13.0	37	0	0	0	0.0	0	0	W	35-31
12/21	at Browns	P	4	34	8.5	18	0	0	0	0.0	0	0	W	23-20
12/28	Eagles	S	6	35	5.8	13	0	0	0	0.0	0	0	L	12-13
01/04	Jets		DID NOT PLAY (NON-INJURY)										W	35-8
2025 TOTALS		16-10	72	719	10.0	54T	4	1	5	5.0	5	0	12-5	

**WR | 14**

TYRELL SHAVERS

BORN: August 18, 1999 | **HT:** 6-4 | **WT:** 211 | **1st year****COLLEGE:** San Diego State**ACQUIRED:** UDFA (2023) **rell4six** **rell4six**

FIRST-AND-10

TYRELL SHAVERS was signed by the Bills as an undrafted free agent following the 2023 draft and spent his entire rookie season on the practice squad. Shavers, a 2nd-team All-Mountain West selection in 2022, began his collegiate career at Alabama (2017-19) and Mississippi State (2020) before finishing at San Diego State (2021-22).

SHOUTOUTS

- Notched career highs with 4 catches for 90 yards and a TD (a 43-yard grab from Josh Allen) vs. TB (11/16/25).
- His first career NFL reception from Mitch Trubisky went for 69 yards and a touchdown vs. NYJ (12/29/24).
- Made his NFL debut at Hou. (10/6/24).
- Finished his two-year stint at San Diego State (2021-22) with 56 receptions for 856 yards and 5 touchdowns in 24 games with the Aztecs.
- Returned 3 blocked punts for TDs over his collegiate career (Oct. 12, 2019 at Texas A&M while at Alabama, Sept. 11, 2021 at Arizona and Sept. 30, 2022 at Boise State).
- In 2022, had 38 catches for a team-high 643 yards (16.9 avg) and 3 touchdowns, starting all 13 games.
- In his first season at SDSU in 2021, played in 13 games (4 starts) and caught 18 passes for 213 yards and 2 TDs.
- Made a big impact on special teams, logging two punt blocks and recovering another for a touchdown.
- In his only season at Mississippi State in 2020, saw action in 4 games (1 start) and hauled in 9 catches for 107 yards and a TD.
- Posted his first career TD reception on a 31-yard grab from K.J. Costello in a win at LSU (9/26/20).
- Played in 28 games during his three-year stint at Alabama (2017-19).
- Recovered a blocked punt for his first collegiate TD against Texas A&M (10/12/19).

IF YOU HAVEN'T HERD

FIRST CATCH, FIRST TD, FIRST GAME BALL

"My first touchdown and a win all in the same day, it's not much to complain about," Shavers said. "I'm blessed."

Shavers' one reception from Mitchell Trubisky went for a 69-yard touchdown in Buffalo's 40-14 victory over the New York Jets on December 29, 2024.

"Before the game, I always told myself, if I touch the ball, I got to make a play," Shavers said.

After Sunday's game, Buffalo coach Sean McDermott presented game balls to two former Alabama receivers – Amari Cooper for surpassing 10,000 career receiving yards and Shavers for his first touchdown.

"He's been working his tail off," McDermott told the team in the locker room before presenting the football to Shavers.

"It feels amazing, man," Shavers said at his locker. "It's been a long time coming. ([Mark Inabinett, AL.com, January 1, 2025](#))"

THE STAMPEDE

Favorite wide receiver of all-time: Calvin Johnson

Least favorite household chore: Folding clothes

Go-to breakfast spot: The Brunch District in Texas

Favorite baseball player: Clayton Kershaw

First job: Salesman at Aeropostale

Favorite thing to cook: Grilled Cheese

PERSONAL

He and his fiancé, Teah, have a daughter, Avori Karter Shavers. Is the son of Tyrone and Yolanda Shavers. Has one sister, Chasity, and one brother, Tyrone Jr. Has two dogs: an XL bully, Rileaux, and a black lab, Nala. Competed in football and baseball as a pitcher and outfielder at Lewisville HS in Texas. Earned undergraduate degree in communication information sciences from Alabama. Earned his master's degree in homeland security and conflict resolution at SDSU.



TYRELL SHAVERS

TYRELL SHAVERS' NFL REGULAR SEASON RUSHING/RECEIVING STATISTICS

DATE	TEAM	GP	GS	RECEIVING					RUSHING				
				NO.	YDS.	AVG.	LG	TD	NO.	YDS.	AVG.	LG	TD
2023	Bills	0	0	0	0	0.0	0	0	0	0	0.0	0	0
2024	Bills	3	0	1	69	69.0	69†	1	0	0	0.0	0	0
2025	Bills	17	9	15	245	16.3	43†	1	0	0	0.0	0	0
TOTALS		20	9	16	314	19.6	69†	2	0	0	0.0	0	0

SINGLE-GAME HIGHS: RECEIVING

Receptions 4 vs. Tampa Bay Buccaneers, Nov 16, 2025**Receiving Yards** 90 vs. Tampa Bay Buccaneers, Nov 16, 2025**Receiving Average** 22.5 vs. Tampa Bay Buccaneers, Nov 16, 2025**Longest Receptions** 69† vs. New York Jets, Dec 29, 2024**Receiving TDs** 1 vs. Tampa Bay Buccaneers, Nov 16, 2025**All-Purpose Yards** 90 vs. Tampa Bay Buccaneers, Nov 16, 2025**Special Teams Tackles** 1 vs. New England Patriots, Oct 05, 2025**Most TDs** 1 vs. Tampa Bay Buccaneers, Nov 16, 2025

2025 GAME-BY-GAME REGULAR-SEASON STATISTICS (BILLS)

DATE	OPPONENT	P/S	RECEIVING					RUSHING					W/L	SCORE
			NO.	YDS.	AVG.	LG	TD	NO.	YDS.	AVG.	LG	TD		
09/07	Ravens	P	0	0	0.0	0	0	0	0	0.0	0	0	W	41-40
09/14	at Jets	P	0	0	0.0	0	0	0	0	0.0	0	0	W	30-10
09/18	Dolphins	P	2	24	12.0	17	0	0	0	0.0	0	0	W	31-21
09/28	Saints	P	0	0	0.0	0	0	0	0	0.0	0	0	W	31-19
10/05	Patriots	S	0	0	0.0	0	0	0	0	0.0	0	0	L	20-23
10/13	at Falcons	P	3	27	9.0	10	0	0	0	0.0	0	0	L	14-24
10/26	at Panthers	S	0	0	0.0	0	0	0	0	0.0	0	0	W	40-9
11/02	Chiefs	S	1	7	7.0	7	0	0	0	0.0	0	0	W	28-21
11/09	at Dolphins	S	1	24	24.0	24	0	0	0	0.0	0	0	L	13-30
11/16	Buccaneers	P	4	90	22.5	43†	1	0	0	0.0	0	0	W	44-32
11/20	at Texans	P	0	0	0.0	0	0	0	0	0.0	0	0	L	19-23
11/30	at Steelers	S	0	0	0.0	0	0	0	0	0.0	0	0	W	26-7
12/07	Bengals	S	1	16	16.0	16	0	0	0	0.0	0	0	W	39-34
12/14	at Patriots	P	0	0	0.0	0	0	0	0	0.0	0	0	W	35-31
12/21	at Browns	S	1	21	21.0	21	0	0	0	0.0	0	0	W	23-20
12/28	Eagles	S	2	36	18.0	32	0	0	0	0.0	0	0	L	12-13
01/04	Jets	S	0	0	0.0	0	0	0	0	0.0	0	0	W	35-8
2025 TOTALS		17-9	15	245	16.3	43†	1	0	0	0.0	0	0	12-5	

**DE | 56**

JAVON SOLOMON

BORN: January 17, 2001 | **HT:** 6-1 | **WT:** 246 | **2nd year****COLLEGE:** Troy**ACQUIRED:** Draft (2024, R5) **solomon_40** **41von_**

FIRST-AND-10

JAVON SOLOMON was selected by the Bills in the fifth round in 2024. Solomon left Troy tied for third in school history (16) for sacks in a season and is the first player the Bills have drafted out of Troy since selecting QB Levi Brown in 2010.

SHOUTOUTS

- Collected the second sack of his career at SEA (10/27/24) on Geno Smith sealing the win for the Bills.
- In his first career game he collected his first sack as well as a forced fumble in the win vs JAX (9/23/24).
- Solomon's 33 career sacks also ranks second in school history and second in Sun Belt Conference history. His 49 career tackles-for-loss ranks third in Sun Belt history.
- Collected 16 sacks which led the nation also had 56 total tackles (26 solo) in 2023. Totaled 18 TFLs, three forced fumbles and two fumble recoveries on his way to second-team All-American honors.
- Was awarded the Sun Belt Conference Defensive Player of the Week honors after tying the Troy single-game record with four sacks against ULM. His total matched Osi Umenyiora's four sacks against Florida A&M in 2002 for the most in program history.
- Named to the All-Sun Belt Third Team in 2022. Finished the season with 7.5 tackles for loss, 4.5 sacks, six quarterback hurries and 44 tackles.
- Earned All-Sun Belt First Team honors in 2021. Led the Sun Belt in tackles for loss (1.42 per game) and ranked 12th nationally.
- Became just the third FBS player since at least 2000 to record 12 tackles for loss, 7.5 sacks and one interception in the first six games of the season. Carl Nassib (Penn State, 2015), Elvis Dumervil (Louisville, 2005).
- His 11 sacks in 2021 were the most by a Trojan since Jonathan Massaquoi's 13 in 2010. First player in Sun Belt history to record at least nine tackles, five tackles for loss and 3.5 sacks in a game.

IF YOU HAVEN'T HERD

WHAT I ALWAYS WANTED

"Coming from Tallahassee, Mobile is not too far away," Solomon said in an interview session with Mobile-area reporters at Senior Bowl headquarters. "So it's something that I always heard of as a kid and growing up. I know that it was probably one of the biggest opportunities that anybody can get just from a college standpoint. Playing in this game is a huge opportunity for me. I understand how much it means to me and people that even that are not here, that would love to be here. I'm grateful for the opportunity and I plan to go out there give it my best every day."

Solomon's 16 sacks in 2023 were a Division I-era record at Troy, as were his 33 career sacks. That career mark was 3.5 better than Jibunor's 29.5, and also eclipsed the previous record total of 27.5 set by future Pro Football Hall of Famer DeMarcus Ware from 2001-04.

Solomon's 16 sacks broke the previous Troy Division I record of 15 set by another future NFL standout, Osi Umenyiora, in 2002. Solomon's four sacks vs. Louisiana-Monroe on Nov. 11 also tied another school record held by Umenyiora.

Solomon said of Ware. "He's a guy that knew what it takes to be successful. You can also tell he's a great person by how he treats his family. Him and Osi Umenyiora, they were great players in the league and are great people. I try to mimic the way they go about things. So hopefully I get that status one day."

(al.com, Greg Stephenson, Jan. 23, 2024)

THE STAMPEDE

Favorite snack: Zebra cakes

Bucket list item: Buy his mother a house

Dream vacation spot: Aruba

First car: 2005 Ford Taurus



PERSONAL

Is the son of Maronica Flagler. He has one brother, Rajay Solomon, and one sister, Mariah Vincent. Graduated with a degree in criminal justice and a minor in leadership. Attended Godby HS (FL) where he also lettered in wrestling.



JAVON SOLOMON

JAVON SOLOMON'S NFL REGULAR SEASON DEFENSIVE STATISTICS

				TACKLES								INTERCEPTIONS					FUMBLES				ST				MISC		
DATE	TEAM	GP	GS	TK	S	A	TFL	YDS	SK	YDS	QBH	NO	YDS	LG	TD	PD	FF	FR	TD	YDS	TK	S	A	FF	FR	S	A
2024	Bills	14	0	11	7	4	3	30	2.0	28.0	6	0	0	0	0	0	1	1	0	0	2	2	0	0	0	0	0
2025	Bills	17	1	7	6	1	1	4	1.0	4.0	2	0	0	0	0	0	0	0	0	0	10	5	5	0	0	0	0
TOTALS		31	1	18	13	5	4	34	3.0	32.0	8	0	0	0	0	0	1	1	0	0	12	7	5	0	0	0	0

JAVON SOLOMON'S NFL POSTSEASON DEFENSIVE STATISTICS

			TACKLES										INTERCEPTIONS					FUMBLES				ST				MISC	
DATE	TEAM	GP	GS	TK	S	A	TFL	YDS	SK	YDS	QBH	NO	YDS	LG	TD	PD	FF	FR	TD	YDS	TK	S	A	FF	FR	S	A
2024	Bills	3	0	0	0	0	0	0	0.0	0.0	0	0	0	0	0	0	0	0	0	0	0	0	0	0	0	0	0
TOTALS		3	0	0	0	0	0	0	0.0	0.0	0	0	0	0	0	0	0	0	0	0	0	0	0	0	0	0	0

SINGLE-GAME HIGHS: DEFENSIVE

Total Tackles 8 at New England Patriots, Jan 05, 2025

Solo Tackles 4 at New England Patriots, Jan 05, 2025

Fumble Recoveries 1 at New England Patriots, Jan 05, 2025

Tackles For Loss 1 at New England Patriots, Jan 05, 2025

Special Teams Tackles 2 at Carolina Panthers, Oct 26, 2025

2025 GAME-BY-GAME REGULAR-SEASON STATISTICS (BILLS)

			TACKLES								INTERCEPTIONS					FUMBLES				ST				MISC				
DATE	OPP	P/S	TK	S	A	SK	YDS	TFL	YDS	QBH	NO	YDS	LG	TD	PD	FF	FR	TD	YDS	TK	S	A	FF	FR	S	A	W/L	SCORE
09/07	Ravens	P	0	0	0	0.0	0.0	0	0	1	0	0	0	0	0	0	0	0	0	1	0	1	0	0	0	0	W	41-40
09/14	at Jets	P	0	0	0	0.0	0.0	0	0	0	0	0	0	0	0	0	0	0	0	0	0	0	0	0	0	W	30-10	
09/18	Dolphins	P	0	0	0	0.0	0.0	0	0	0	0	0	0	0	0	0	0	0	0	0	0	0	0	0	0	W	31-21	
09/28	Saints	P	0	0	0	0.0	0.0	0	0	0	0	0	0	0	0	0	0	0	0	2	0	2	0	0	0	W	31-19	
10/05	Patriots	P	0	0	0	0.0	0.0	0	0	0	0	0	0	0	0	0	0	0	0	0	0	0	0	0	0	L	20-23	
10/13	at Falcons	P	1	1	0	1.0	4.0	1	4	1	0	0	0	0	0	0	0	0	0	0	0	0	0	0	0	L	14-24	
10/26	at Panthers	P	0	0	0	0.0	0.0	0	0	0	0	0	0	0	0	0	0	0	0	2	1	1	0	0	0	W	40-9	
11/02	Chiefs	P	0	0	0	0.0	0.0	0	0	0	0	0	0	0	0	0	0	0	0	1	0	1	0	0	0	W	28-21	
11/09	at Dolphins	P	3	2	1	0.0	0.0	0	0	0	0	0	0	0	0	0	0	0	0	0	0	0	0	0	0	L	13-30	
11/16	Buccaneers	P	0	0	0	0.0	0.0	0	0	0	0	0	0	0	0	0	0	0	0	0	0	0	0	0	0	W	44-32	
11/20	at Texans	P	0	0	0	0.0	0.0	0	0	0	0	0	0	0	0	0	0	0	0	1	1	0	0	0	0	L	19-23	
11/30	at Steelers	P	1	1	0	0.0	0.0	0	0	0	0	0	0	0	0	0	0	0	0	1	1	0	0	0	0	W	26-7	
12/07	Bengals	P	0	0	0	0.0	0.0	0	0	0	0	0	0	0	0	0	0	0	0	0	0	0	0	0	0	W	39-34	
12/14	at Patriots	P	0	0	0	0.0	0.0	0	0	0	0	0	0	0	0	0	0	0	0	2	2	0	0	0	0	W	35-31	
12/21	at Browns	P	0	0	0	0.0	0.0	0	0	0	0	0	0	0	0	0	0	0	0	0	0	0	0	0	0	W	23-20	
12/28	Eagles	P	0	0	0	0.0	0.0	0	0	0	0	0	0	0	0	0	0	0	0	0	0	0	0	0	0	L	12-13	
01/04	Jets	S	2	2	0	0.0	0.0	0	0	0	0	0	0	0	0	0	0	0	0	0	0	0	0	0	0	W	35-8	
2025 TOTALS			17-1	7	6	1	1.0	4.0	1	4	2	0	0	0	0	0	0	0	0	10	5	5	0	0	0	0	12-5	

**LB | 45**

SHAQ THOMPSON

BORN: April 21, 1994 | **HT:** 6-0 | **WT:** 230 | **11th year****COLLEGE:** Washington**ACQUIRED:** Free Agent (2025) **ShaqThompson_54** **shaqthompson**

FIRST-AND-10

SHAQ THOMPSON signed with the Bills on June 10, 2025. Thompson originally entered the NFL as a first round pick of the Panthers in 2015 where he spent the last 10 seasons. Thompson ranks fourth in Panthers history in all-time in total tackles (470).

SHOUTOUTS

- One-of-eight players in the NFL with an active streak of 100+ tackles in at least four straight seasons.
- One-of-10 active players with 500+ tackles, 50+ tackles for loss and 25+ passes defended.
- In 2023 and 2024 Thompson played and started in six games registering 43 tackles and two TFLs.
- Started in all 17 games in 2022 and led the team in tackles while setting a career-high with 135 total tackles (sixth in the NFC).
- With Thompson's 135 tackles in 2022 he joins Jon Beason (4), Thomas Davis (5) and Luke Kuechly (8) as the only Panthers to register 100+ tackles in four straight seasons.
- Has 22 career game with 10 or more tackles, only Luke Kuechly (50), Thomas Davis (27) and Jon Beason (25) have more career games with at least 10 tackles in Panthers history.
- In 2021 he finished second on the team with 104 total tackles and added two interceptions, 2.0 sacks, five passes defended, nine tackles for loss and six quarterback hits.
- Played in 16 games for the Panthers in 2020, tallying 114 total tackles and two forced fumbles.

PERSONAL

Three-year starter and three-time All-Pac 12 honoree at Washington. Earned the Paul Hornung Award in 2014, given to the nation's most versatile player. Attended Grant Union High School in Sacramento, CA. Majored in American ethics at Washington. Drafted by the Boston Red Sox in the 18th round of the 2012 MLB Draft and played one season of rookie-level ball in the Gulf Coast League.

IF YOU HAVEN'T HERD

VERSATILE

The six-foot, 230-pounder who played his college ball for the Washington Huskies could just as easily be completing his 10th season as a pro in another sport, had he chosen to continue to pursue that route. Thompson was drafted by the Red Sox in the 18th round of the 2012 MLB Draft and played for their rookie-level team in the Gulf Coast League in the summer of 2012.

Thompson lettered in football, baseball and track and field at Grant Union High School in Sacramento, California. Even though he only played baseball in his senior year, the Red Sox were opting to take a chance that his versatile athletic skills would translate into making him a big-league prospect on the diamond. Even though he was committed to play football at Washington in the fall of 2012, Thompson decided to give pro baseball a shot and see what the outcome would be. Even with his struggles, the Red Sox wanted Thompson to come back. Working with then Washington head coach Steve Sarkisian, the club sought to map out a two-sport strategy for their protege. They saw potential in this multi-sport athlete who was still quite raw in terms of his baseball acumen.

"He was very coachable," Red Sox assistant hitting coach Victor Rodriguez remembered to MLB.com. "He wanted to get better, he wanted to learn. He put a good effort into everything he did. "He didn't play much baseball. He was a football player trying to compete at a professional level. Even guys who play their whole life have trouble when they become professional."

Nonetheless, his athletic versatility still shone on the football field. At Washington, Thompson would play safety, slot corner, linebacker, and running back. In 2014, he was awarded the Paul Hornung Award, which goes annually to the NCAA's most versatile football player.

(Bob Duff, giveandgosport.ca, Jan. 11, 2025)

THE STAMPEDE

Favorite app: Pinterest**First job:** Security guard**Gas station snack:** Ranch/BBQ Cornuts**First car:** 2005 Green Chrysler 300



SHAQ THOMPSON

SHAQ THOMPSON'S NFL REGULAR SEASON DEFENSIVE STATISTICS

				TACKLES										INTERCEPTIONS					FUMBLES					ST				MISC	
DATE	TEAM	GP	GS	TK	S	A	TFL	YDS	SK	YDS	QBH	NO	YDS	LG	TD	PD	FF	FR	TD	YDS	TK	S	A	FF	FR	S	A		
2015	Panthers	14	10	48	30	18	3	5	1.0	0.0	2	0	0	0	0	0	2	0	0	0	2	2	0	0	0	0	0	0	
2016	Panthers	14	12	55	39	16	4	12	0.0	0.0	2	1	12	12	0	5	0	2	1	9	1	0	1	0	0	0	0		
2017	Panthers	14	14	57	37	20	6	31	2.0	15.0	6	0	0	0	0	1	0	0	0	0	4	4	0	1	0	0	0		
2018	Panthers	14	11	76	47	29	4	21	3.5	23.0	6	0	0	0	0	1	0	0	0	0	4	4	0	0	0	0	0		
2019	Panthers	14	14	109	75	34	11	38	3.0	18.0	4	0	0	0	0	3	0	0	0	0	0	0	0	0	0	0	0		
2020	Panthers	16	15	114	64	50	6	20	0.0	0.0	2	0	0	0	0	5	2	1	0	0	0	0	0	0	0	0	0		
2021	Panthers	14	13	104	65	39	9	25	2.0	18.0	6	2	39	29	0	5	0	0	0	0	0	0	0	0	0	0	0		
2022	Panthers	17	17	135	78	57	8	13	0.5	3.0	3	0	0	0	0	4	0	0	0	0	0	0	0	0	0	1	0		
2023	Panthers	2	2	8	6	2	0	0	0	0.0	0	0	0	0	0	0	0	0	0	0	0	0	0	0	0	0	0		
2024	Panthers	4	4	35	19	16	2	6	0.0	0.0	1	0	0	0	0	0	0	0	0	0	0	0	0	0	0	0	0		
2025	Bills	12	6	54	31	23	6	20	1.0	2.0	2	0	0	0	0	2	1	0	0	0	2	2	0	0	0	0	0		
TOTALS		135	118	795	491	304	59	191	13.0	79.0	34	3	51	29	0	28	4	3	1	9	13	12	1	1	1	0	0		

SHAQ THOMPSON'S NFL POSTSEASON DEFENSIVE STATISTICS

DATE	TEAM	GP	GS	TACKLES										INTERCEPTIONS							FUMBLES					ST				MISC	
				TK	S	A	TFL	YDS	SK	YDS	QBH	NO	YDS	LG	TD	PD	FF	FR	TD	YDS	TK	S	A	FF	FR	S	A	FF	FR	S	A
2015	Panthers	3	3	11	7	4	1	3	0.0	0.0	0	0	0	0	0	0	0	0	0	0	0	0	0	0	0	0	0	0	0	0	0
2017	Panthers	1	1	8	6	2	0	0	0.0	0.0	0	0	0	0	0	0	0	0	0	0	0	0	0	0	0	0	0	0	0	0	0
TOTALS		4	4	19	13	6	1	3	0.0	0.0	0	0	0	0	0	0	0	0	0	0	0	0	0	0	0	0	0	0	0	0	0

SINGLE-GAME HIGHS: DEFENSIVE

Total Tackles 14 vs. Los Angeles Chargers, Sep 15, 2024
Solo Tackles 10 at Miami Dolphins, Nov 28, 2021
Sacks 1.0 vs. New England Patriots, Oct 05, 2025
Passes Defensed 2 at Los Angeles Rams, Oct 16, 2022
Forced Fumbles 1 vs. Tampa Bay Buccaneers, Nov 15, 2020
Fumble Recoveries 1 at Los Angeles Chargers, Sep 27, 2020
Tackles For Loss 3 vs. Atlanta Falcons, Nov 10, 2022

Interceptions 1 at Atlanta Falcons, Oct 31, 2021
Interception Return Yards 29 vs. New York Jets, Sep 12, 2021
Special Teams Tackles 2 at New York Jets, Nov 26, 2017
Special Teams Forced Fumbles 1 vs. Atlanta Falcons, Nov 05, 2017
Special Teams Fumble Recoveries 1 vs. San Francisco 49ers, Oct 09, 2022
Longest Opp Fumble Return 9 vs. San Francisco 49ers, Sep 18, 2016



SHAQ THOMPSON

2025 GAME-BY-GAME REGULAR-SEASON STATISTICS (BILLS)

			TACKLES								INTERCEPTIONS					FUMBLES				ST				MISC				
DATE	OPP	P/S	TK	S	A	SK	YDS	TFL	YDS	QBH	NO	YDS	LG	TD	PD	FF	FR	TD	YDS	TK	S	A	FF	FR	S	A	W/L	SCORE
09/07	Ravens	P	0	0	0	0.0	0.0	0	0	0	0	0	0	0	0	0	0	0	0	1	1	0	0	0	0	0	W	41-40
09/14	at Jets		ON INACTIVE LIST																							W	30-10	
09/18	Dolphins	P	6	4	2	0.0	0.0	1	6	0	0	0	0	0	0	0	0	0	0	0	0	0	0	0	0	0	W	31-21
09/28	Saints	P	2	2	0	0.0	0.0	0	0	0	0	0	0	0	1	0	0	0	0	0	0	0	0	0	0	0	W	31-19
10/05	Patriots	P	5	4	1	1.0	2.0	1	2	1	0	0	0	0	0	1	0	0	0	0	0	0	0	0	0	0	L	20-23
10/13	at Falcons	S	10	5	5	0.0	0.0	1	2	0	0	0	0	0	1	0	0	0	0	0	0	0	0	0	0	0	L	14-24
10/26	at Panthers	S	4	3	1	0.0	0.0	0	0	0	0	0	0	0	0	0	0	0	0	0	0	0	0	0	0	0	W	40-9
11/02	Chiefs		ON INACTIVE LIST																							W	28-21	
11/09	at Dolphins		ON INACTIVE LIST																							L	13-30	
11/16	Buccaneers		ON INACTIVE LIST																							W	44-32	
11/20	at Texans	P	4	0	4	0.0	0.0	0	0	0	0	0	0	0	0	0	0	0	0	0	0	0	0	0	0	0	L	19-23
11/30	at Steelers	S	9	5	4	0.0	0.0	0	0	0	0	0	0	0	0	0	0	0	0	0	0	0	0	0	0	0	W	26-7
12/07	Bengals	S	6	3	3	0.0	0.0	1	3	1	0	0	0	0	0	0	0	0	0	0	0	0	0	0	0	0	W	39-34
12/14	at Patriots	S	3	2	1	0.0	0.0	1	5	0	0	0	0	0	0	0	0	0	0	0	0	0	0	0	0	0	W	35-31
12/21	at Browns	S	2	1	1	0.0	0.0	0	0	0	0	0	0	0	0	0	0	0	0	0	0	0	0	0	0	0	W	23-20
12/28	Eagles	P	3	2	1	0.0	0.0	1	2	0	0	0	0	0	0	0	0	0	0	1	1	0	0	0	0	0	L	12-13
01/04	Jets		DID NOT PLAY (NON-INJURY)																							W	35-8	
2025 TOTALS			12-6	54	31	23	1.0	2.0	6	20	2	0	0	0	0	2	1	0	0	0	2	2	0	0	0	0	0	12-5

**G | 64**

O'CYRUS TORRENCE

BORN: January 20, 2000 | **HT:** 6-5 | **WT:** 330 | **3rd year****COLLEGE:** Florida**ACQUIRED:** Draft (2023, R2) **78_KingBo** **kingbo_58**

FIRST-AND-10

O'CYRUS TORRENCE was selected by the Bills in the second round (59th overall) in 2023. Torrence played for Louisiana for three seasons (2018-21) before transferring to Florida (2022).

SHOUTOUTS

- Started 16 games for the Bills in 2024, an integral part of an offensive line that allowed an NFL-best 14 sacks this season, fewest by any team since 2009.
- During his first year NFL season in 2023, started all 17 regular season games and both of the team's playoff games. Was an integral part of an offensive line that allowed the fewest sacks in the NFL (24). Named to the 2023 PFWA All-Rookie Team.
- Began his collegiate career with Louisiana, playing for the Ragin' Cajuns from 2018-21 and then transferred to Florida for his final college season in 2022.
- Started in 11 games for the Florida Gators in 2022, becoming the first Gators offensive guard to be named a Consensus All-American.
- During his final season with the Ragin' Cajuns in 2021, started and appeared in 11 games. Earned First Team All-Sun Belt Conference honors.
- Played and started in all 11 of Louisiana's games in 2020. Named Second Team All-Sun Belt Conference.
- Started in 13 of the Ragin' Cajuns 14 games as a true freshman in 2019.

BUFFALO TRACKS

REGULAR SEASON GAMES PLAYED/STARTED

2023 (Buf, 17/17), 2024 (Buf, 17/16), 2025 (Buf, 17/17) ... Totals (51/50)

POST-SEASON GAMES PLAYED/STARTED

2023 (Buf 2/2), 2024 (Buf, 3/3) ... Totals (5/5)

IF YOU HAVEN'T HERD

"IT'S HOW I GOT TOUGH"

Torrence took The Buffalo News on a tour of his hometown, retracing his humble beginnings. "I'm appreciative of how I grew up," Torrence said in a wide-ranging series of interviews. "It's how I got tough."

Torrence takes a deep appreciation of where he's from. "Not saying it's harder to do this than it is coming from a big city, but it feels better being a diamond in the rough, if that makes sense," he said. "I had the right opportunities to get brushed off and shine and bring some light on this area – not just myself, but everybody around here."

The mobile home Torrence grew up in is now mostly empty, although his older brother sometimes stays there. The land has stayed in the family, however, and Torrence hopes to one day buy it and build a more permanent home on the property. He has four brothers and two sisters, all of whom still live in or near St. Helena Parish, as well as several other family members in the area.

On March 30, he'll return to his high school to conduct his first football camp. That's something that would have made his day as a kid, and now he gets to give back to those growing up in similar circumstances. Torrence has heard that several kids in his hometown now look forward to playing on the line of scrimmage because of him.

(Buffalo News, Jay Skurski, March 23, 2025)

THE STAMPEDE

Pregame ritual: Stops washing hands 3-4 hours before a game. "The grimmer I feel, the better I play"

Hidden talent: Is a good cook

Favorite food: Jambalaya

Favorite TV show: Dragon Ball Z

PERSONAL

The son of Demetrice Torrence and Fred Porter. Majored in business administration. Hobbies include fishing and playing with his cat and two dogs. Attended St. Helena Central High School.



QB | 11

MITCHELL TRUBISKY

BORN: August 20, 1994 | HT: 6-2 | WT: 220 | 9th year

COLLEGE: North Carolina

ACQUIRED: Free Agent (2024)

X Mtrubisky10

Instagram mtrubisky10

FIRST-AND-10

MITCHELL TRUBISKY signed a two-year deal with the Bills in 2024 after previously spending the 2021 season in Buffalo. Trubisky entered the NFL in 2017 with the Bears as the number two overall pick out of North Carolina. In addition to Buffalo (2021) and Chicago (2017-20), Trubisky has spent two years playing for Pittsburgh (2022-23).

SHOUTOUTS

- During his first season in Buffalo in 2021, appeared in six regular season games and one playoff game. Returned to the Bills in 2024, playing in nine regular season games and one playoff game.
- Spent two seasons in Pittsburgh (2022-23), appearing in 12 games and making seven starts. Completed 184-of-287 passes for 1,884 yards and eight touchdowns.
- With Chicago appeared in 51 career games, completing 1,010-of-1,577 pass attempts for 10,609 yards and 64 touchdowns to 37 interceptions for a 87.2 passer rating and added 190 rush attempts for 1,057 yards and eight touchdowns.
- In two career postseason starts, completed 45-of-72 pass attempts for 502 yards, two TDs and a QB rating of 92.5.
- Named a 2018 Pro Bowl selection, becoming the first Bears quarterback since Jim McMahon in 1986 to be named to the Pro Bowl, after completing 289-of-434 passes for 3,223 yards and 24 touchdowns along with a 95.4 passer rating.
- Set the Bears franchise rookie records for completions (196) and passing yards (2,193) in 2017.
- Became the fastest Bears QB to eclipse 10,000 career passing yards, doing so in 49 games to surpass the previous mark of 58 games set by Jim McMahon.
- Set a single game career-high with six passing touchdowns, just one shy of the all-time NFL record (7), in 2018 vs. TB (9/30/18) after completing 19-of-26 passes for 354 yards and a 154.6 passer rating.

IF YOU HAVEN'T HERD

GIVING BACK

Crouched down near to the ground, Mitchell Trubisky held his arms out in front of him while his son Hudson held a football above his head at Jerome T. Osborne Stadium.

The smile on Trubisky's face nearly spanned from sideline to sideline as he played catch with his son on the field on which he starred in high school while 200 youngsters went through their workouts at a youth football camp at bears his name. Oh yes, Mitchell Trubisky is living his best life and he knows it.

"It's fun, man. I feel blessed," Trubisky said. "I have an amazing family and support system. (This is) awesome. We are in Year 6 of the Mitch Trubisky and Mentor football camp. I'm just thanking to Coach (Matt) Gray and Coach (Steve) Trivisonno when he was here to allow me to continue to be part of this. I love coming back, giving back to the community and have fun teaching the game that we love."

"There's nothing more special than being a father," Trubisky said. "Being on this sacred, holy ground to me and sharing these moments with him is truly special."

(The News-Herald, John Jampf, June 27, 2023)

THE STAMPEDE

Favorite TV show: Peaky Blinders

Favorite movie: Good Will Hunting

Favorite athlete: Michael Jordan

Favorite food: Steak or chicken parm

Favorite musical artists: Luke Combs & Morgan Wallen

Bucket list item: Travel to Italy

Another sport he'd want to play professionally: Golf

PERSONAL

The son of Dave and Jeanne Trubisky. Married to his wife Hillary Gallagher; the couple has a son named Hudson. Has two younger brothers, Manning and Mason and a sister, Mariah.



MITCHELL TRUBISKY

MITCHELL TRUBISKY'S NFL REGULAR SEASON PASSING STATISTICS

DATE	TEAM	GP	GS	ATT.	CMP.	PCT.	YDS	AVG.	TD	INT.	LG	SK	LST	RATE
2017	Bears	12	12	330	196	59.4	2,193	6.6	7	7	70	31	196	77.5
2018	Bears	14	14	434	289	66.6	3,223	7.4	24	12	70†	24	143	95.4
2019	Bears	15	15	516	326	63.2	3,138	6.1	17	10	53	38	234	83.0
2020	Bears	10	9	297	199	67.0	2,055	6.9	16	8	53	18	125	93.5
2021	Bills	6	0	8	6	75.0	43	5.4	0	1	15	0	0	47.4
2022	Steelers	7	5	180	117	65.0	1,252	7.0	4	5	45	11	68	81.1
2023	Steelers	5	2	107	67	62.6	632	5.9	4	5	26	7	42	71.9
2024	Bills	9	0	26	19	73.1	179	6.9	2	0	69†	0	0	117.3
2025	Bills	4	0	35	25	71.4	313	8.9	4	0	37	0	0	137.0
TOTALS		82	57	1,933	1,244	64.4	13,028	6.7	78	48	70†	129	808	86.9

MITCHELL TRUBISKY'S NFL REGULAR SEASON RUSHING STATISTICS

DATE	TEAM	NO.	YDS.	AVG.	LG	TD
2017	Bears	41	248	6.0	46	2
2018	Bears	68	421	6.2	39	3
2019	Bears	48	193	4.0	23†	2
2020	Bears	33	195	5.9	45	1
2021	Bills	13	24	1.8	22	1
2022	Steelers	19	38	2.0	9	2
2023	Steelers	16	54	3.4	15	2
2024	Bills	17	1	0.1	8	0
2025	Bills	9	6	0.7	9	0
TOTALS		264	1,180	4.5	46	13

MITCHELL TRUBISKY'S NFL POSTSEASON PASSING/RUSHING STATISTICS

		PASSING													RUSHING				
DATE	TEAM	GP	GS	ATT.	CMP.	PCT.	YDS	AVG.	TD	INT.	LG	SK	LST	RATE	NO.	YDS.	AVG.	LG	TD
2018	Bears	1	1	43	26	60.5	303	7.0	1	0	45	2	12	89.6	3	9	3.0	6	0
2020	Bears	1	1	29	19	65.5	199	6.9	1	0	28	1	8	96.8	3	10	3.3	7	0
2021	Bills	1	0	0	0	0.0	0	0.0	0	0	0	0	0	0.0	3	-2	-0.7	0	0
2023	Steelers	0	0	0	0	0.0	0	0.0	0	0	0	0	0	0.0	0	0	0.0	0	0
2024	Bills	1	0	0	0	0.0	0	0.0	0	0	0	0	0	0.0	3	-3	-1.0	0	0
TOTALS		4	2	72	45	62.5	502	7.0	2	0	45	3	20	92.5	12	14	1.2	7	0



MITCHELL TRUBISKY

SINGLE-GAME HIGHS: QUARTERBACK

Pass Attempts	54 vs. New Orleans Saints, Oct 20, 2019	Passer Rating	158.3 vs. New York Jets, Dec 29, 2024
Pass Completions	34 vs. New Orleans Saints, Oct 20, 2019	Rush Attempts	10 vs. Dallas Cowboys, Dec 05, 2019
Yards Passing	355 vs. Detroit Lions, Nov 11, 2018	Rushing Yards	81 vs. New England Patriots, Oct 21, 2018
TD Passes	6 vs. Tampa Bay Buccaneers, Sep 30, 2018	Rushing Average	6.3 vs. Dallas Cowboys, Dec 05, 2019
Long Passes	70t vs. New York Jets, Oct 28, 2018	Longest Runs	46 at New Orleans Saints, Oct 29, 2017
Completion Percentage	86.2 at San Francisco 49ers, Dec 23, 2018	Rushing TDs	1 at Indianapolis Colts, Dec 16, 2023

2025 GAME-BY-GAME REGULAR-SEASON STATISTICS (BILLS)

			PASSING											RUSHING						
DATE	OPPONENT	P/S	ATT	CMP	YDS	PCT	Y/A	Y/C	TD	INT	LG	SK/YD	RATE	ATT	YDS	LG	TD	W/L	SCORE	
09/07	Ravens		DID NOT PLAY (NON-INJURY)																W	41-40
09/14	at Jets	P	2	1	32	50.0	16.0	32.0	0	0	32	0/0	95.8	3	-3	-1	0	W	30-10	
09/18	Dolphins		DID NOT PLAY (NON-INJURY)																W	31-21
09/28	Saints		DID NOT PLAY (NON-INJURY)																W	31-19
10/05	Patriots		DID NOT PLAY (NON-INJURY)																L	20-23
10/13	at Falcons		DID NOT PLAY (NON-INJURY)																L	14-24
10/26	at Panthers	P	4	2	22	50.0	5.5	11.0	0	0	14	0/0	66.7	0	0	0	0	W	40-9	
11/02	Chiefs		DID NOT PLAY (NON-INJURY)																W	28-21
11/09	at Dolphins	P	0	0	0	0.0	0.0	0.0	0	0	0	0/0	0.0	1	4	4	0	L	13-30	
11/16	Buccaneers		DID NOT PLAY (NON-INJURY)																W	44-32
11/20	at Texans		DID NOT PLAY (NON-INJURY)																L	19-23
11/30	at Steelers		DID NOT PLAY (NON-INJURY)																W	26-7
12/07	Bengals		DID NOT PLAY (NON-INJURY)																W	39-34
12/14	at Patriots		DID NOT PLAY (NON-INJURY)																W	35-31
12/21	at Browns		DID NOT PLAY (NON-INJURY)																W	23-20
12/28	Eagles		DID NOT PLAY (NON-INJURY)																L	12-13
01/04	Jets	P	29	22	259	75.9	8.9	11.8	4	0	37	0/0	142.1	5	5	9	0	W	35-8	
2025 TOTALS			4-0	35	25	313	71.4	8.9	12.5	4	0	37	0/0	137.0	9	6	9	0	12-5	

**T | 74**

RYAN VAN DEMARK

BORN: March 22, 1998 | **HT:** 6-7 | **WT:** 307 | **3rd year****COLLEGE:** Connecticut**ACQUIRED:** Free Agent (2022) **ryan_vandemark**

FIRST-AND-10

RYAN VAN DEMARK has been a key reserve offensive tackle with the Bills since joining the team in 2022. Van Demark, a four-year starter at UConn, was signed by Indianapolis as an undrafted free agent in 2022.

SHOUTOUTS

- Started at LT at Pit. (11/30/25) and helped fuel a 249-yard rushing output, the most by an opponent at Pittsburgh since 1975.
- Started at RT vs. NO (9/28/25).
- Made his first NFL start in a win vs. KC (11/17/24) in place of injured RT Spencer Brown.
- Played in his first NFL game vs. LV (9/17/23).
- Spent the majority of his rookie season on the Bills practice squad in 2022. Signed by the Bills on September 1, 2022 after being released by the Colts.
- Started 10 games at left tackle during his final collegiate season in 2021.
- Did not play in 2020 as UConn canceled season (Covid).
- In 2019, started all 12 games at LT and helped UConn tally 344.7 yards/game, including 128.7 on the ground.
- Started all 12 games at left tackle for the Huskies in 2018 and helped UConn produce a pair of 1,000-yard rushers in QB David Pindell and RB Kevin Mensah.
- Saw action in all 12 games in 2017 with 9 starts at RT.
- Was a teammate of Broncos T Matt Peart at UConn.

PERSONAL

Is the son of Jeff and Marianne Van Demark. His father played basketball at Lehigh, once tried out for the NBA's Washington Bullets and played professionally in Europe. Has an older brother, Jeffrey. Competed in football for one season as a post-graduate student at The Hun School of Princeton in 2016.

IF YOU HAVEN'T HERD

"POWERHOUSE" IN VOLLEYBALL

Van Demark was a big part of the 2016 Wayne Valley State Championship volleyball team. Volleyball coach Jason Carcich called him "a dominant force" and a "powerhouse" on the court, saying he could jump and had "a huge reach." But in his sophomore year, when he first started playing volleyball, he was again described as a project. With the right effort and the right attitude, the kid could become a special athlete. "I'm not even a little surprise that he's having the success he's having right now," said Carcich. "He had a desire to get better, and he put in the time and effort to get better, even back then." (Jon Meredith, **TAPintoWayne.net**, May 8, 2022)

UNIQUE FIRST JOB

When asked what his first job was growing up, he has no recollection of it. In fact, it is because he worked as a baby model for Ralph Lauren, Polo, Toys "R" Us, among other brands. "My mom hired an agent for me and she said all the money went into a college fund."



THE STAMPEDE

Post-career plans: Aspiring waterman (someone whose life revolves around the water, spearfishing, surfing, etc.)

Dream vacation: Lake Geneva in Switzerland, where my father proposed to my mother

Favorite movie: Caddyshack. I can quote the whole movie

Least favorite class in college: Intro to Microeconomic Theory. I dropped it in two weeks

BUFFALO TRACKS

REGULAR SEASON GAMES PLAYED/STARTED

2023 (Buf, 12/0), 2024 (Buf, 14/2), 2025 (Buf, 17/4) ... Totals (43/6)

POSTSEASON GAMES PLAYED/STARTED

2023 (Buf, 1/0), 2024 (Buf, 0/0) ... Totals (1/0)

**C/G | 62**

SEDRIK VAN PRAN-GRANGER

BORN: October 23, 2001 | **HT:** 6-4 | **WT:** 315 | **2nd year****COLLEGE:** Georgia**ACQUIRED:** Draft (2024, R5) **SedrickVanPran** **sedrickvanpran**

FIRST-AND-10

SEDRIK VAN PRAN-GRANGER was selected by the Bills in the fifth round in 2024. Van Pran-Granger joined James Cook (2022) as draft picks out of Georgia on the Bills roster.

SHOUTOUTS

- Made his NFL debut at Mia. (9/12/24) and started his first career game at NE (1/5/25). Appeared in 16 regular season games (one start) and played in one playoff game throughout his rookie season.
- During his tenure at Georgia (2020-23), started his final 44 games at center for the Bulldogs and helped UGA go 42-2 in those games.
- In 2023, started at center in all 14 games for the Bulldogs.
- 2023 honors for the season included: First Team All-American by ESPN and Sports Illustrated, Second Team All-American by AFCA, AP, CBS, Fox Sports, FWAA, The Sporting News, The Athletic and Walter Camp, recipient of SEC Jacobs Blocking Trophy, AP and Coaches All-SEC First Team selection, earning unanimous selection to AP roster, and was a finalist for Rimington Trophy.
- Named to the preseason watch list for the Rimington Trophy, given annually to the nation's top collegiate center in both 2022 and 2023.
- Started at center in all 15 of Georgia's games in 2022 and was named Coaches' and AP All-SEC Second Team.
- Started at center in all 15 of Georgia's games in 2021.

BUFFALO TRACKS

REGULAR SEASON GAMES PLAYED/STARTED

2024 (Buf, 16/1), 2025 (Buf, 2/0) ... Totals (18/1)

POST-SEASON GAMES PLAYED/STARTED

2024 (Buf, 1/0) ... Totals (1/0)

IF YOU HAVEN'T HERD

HONORING THOSE NO LONGER HERE

Early morning of Jan. 15, Bulldog offensive lineman Devin Willock and recruiting staffer Chandler LeCroy were killed in a high-speed crash...Willock remains with Van Pran-Granger still today in different ways. He wore his No. 77 jersey for the Florida and Ball State games, a tribute that Georgia offensive linemen are doing to honor Willock's memory for each game this season.

Van Pran-Granger also has worn a necklace with Willock's initials against an outline of the state of New Jersey. He said he bought it from the jeweler Jacob Mark in his hometown of New Orleans.

Van Pran-Granger was one of two Georgia players who spoke at a celebration of life for Willock in Engelwood, N.J. on Jan. 27. "I think it's something I still live with knowing that Devin isn't here," Van Pran-Granger said. "It's tough. It's honestly tough. That was a guy, we used to go and get food together and do different things like that. That was a guy that I came in with."

(Athens Banner-Herald, Marc Weiszer, November 8, 2023)

QUITE THE ARTIST

When Van Pran was in kindergarten, he said he picked up a pair of playing cards with a picture of a clown on it. He decided to sketch what he saw. He said his father, Sedrick Granger, called for his mother, Keon Van Pran-Wiltz, to come and watch. "He's showing her the card saying, 'This is amazing,'" Van Pran-Granger said. He said his parents had him tested for "talented art," in about the third grade and he began taking visual art classes.

(Athens Banner-Herald, Marc Weiszer, November 8, 2023)

THE STAMPEDE

Fun fact: Auditioned to be a child Disney actor

First car: A 2001 Acura TL with 175,000 miles on it

Favorite video game: NBA 2K16

PERSONAL

Attended Warren Easton (LA) High School. Majored in interdisciplinary art. The son of Sedrick Granger and Keon Van Pran-Wiltz. Hobbies include art and video games.



DT | 96

DEONE WALKER

BORN: March 11, 2004 | HT: 6-7 | WT: 331 | Rookie

COLLEGE: Kentucky

ACQUIRED: Draft (2025, R4)

X deonewalkerO

📷 deonewalkerO

FIRST-AND-10

DEONE WALKER was selected by the Bills in the fourth round in 2025 out of Kentucky. A 2024 All-SEC second team selection, Walker joins Ray Davis (2024) and Maxwell Hairston (2025) as Kentucky draft picks on the Bills roster.

SHOUTOUTS

- Earned his first start at NYJ (9/14).
- Made his NFL debut vs. Bal. (9/8).
- Started in 36 of 37 career games played, including 35 straight in three seasons (2022-24) with the Wildcats.
- Across his college career, totaled 132 career tackles, 22 tackles for loss and 10.0 sacks along with 13 quarterback hurries, six pass breakups, one forced fumble and one fumble recovery.
- Was a two-time team captain (2023 and 2024)
- Named Second Team All-SEC (AP) in 2024 after playing and starting in 11 games. Had 37 tackles, 5.0 tackles for loss, two pass breakups, 1.5 sacks and a fumble recovery.
- Named First team All-SEC (AP, Phil Steele, PFF) in 2023. Led the team in tackles for loss (12.5), quarterback sacks (7.5) and quarterback hurries (8).
- In 2022, was named a First-team Freshman All-American (CFN) after playing in all 13 games, earning a starting spot in the 11 straight. Totaled 40 tackles, 4.5 tackles for loss, five quarterback hurries (second-most on the team), two pass breakups and a forced fumble.

PERSONAL

Son of Deone Sr. and Sanquanetta Walker. Has one sister, Nikita. Was born in Detroit and attended Cass Tech High School, where he also played basketball and participated in track & field. Majored in communications. Nickname is "D-1". Is an avid bowler, with a top score of 289. Has a dog named Kane.

IF YOU HAVEN'T HERD

ROLE MODEL

JM: Because you're so unique, I'm curious which defensive linemen you study and watch? There aren't a lot of guys that can match your size, but do you tend to watch bigger guys like Jordan Davis or T'Vondre Sweat? Or do you watch all defensive linemen regardless of size?

Deone Walker: My favorite defensive lineman ever is Calais Campbell. I love his game, I love watching his tape. We're around the same size, maybe I'm a little bigger than him. He's shown that you can be 6-foot-6, 6-foot-7 and still play the game at a high level. He's shown that he can use both his hands and his feet to defeat blocks. I do the same thing. It doesn't have to just be brute force all the time.

JM: I swear Calais Campbell is going into his 38th season this year (laughs). He's the definition of longevity. How would you describe your pass rush arsenal? How do you beat offensive linemen?

Deone Walker: Something like that for Campbell, right? (laughs). I play with a ton of finesse. A lot of offensive linemen last season thought I was a straight power guy. They think I'm a power rusher that can only use strength to beat them. A lot of my sacks were the result of finesse though. I have great hands and I'm quick off the ball.

(Justin Melo, *The Draft Network*, July 26, 2024)

COULDN'T WAIT TO PLAY

Walker's athletic journey began at a tender age; he was allowed to join a Little League team at just five years old, but waited two years to officially compete. "He would accompany his older nephew to practices, showing determination even when he wasn't eligible to play. He would cry when he had to leave but ultimately became the last player to leave the field," Walker Sr. recounted with pride. "From day one, he exhibited leadership, guiding the defense for every team he joined."

(Footboom, December 10, 2024)

THE STAMPEDE

Favorite TV show: Family Guy

Bucket list item: Go to Japan

Dream sporting event: LeBron's Lakers vs. Kobe's Lakers



DEONE WALKER

DEONE WALKER'S NFL REGULAR SEASON DEFENSIVE STATISTICS

			TACKLES									INTERCEPTIONS					FUMBLES				ST				MISC		
DATE	TEAM	GP	GS	TK	S	A	TFL	YDS	SK	YDS	QBH	NO	YDS	LG	TD	PD	FF	FR	TD	YDS	TK	S	A	FF	FR	S	A
2025	Bills	17	16	39	17	22	8	11	1.0	3.0	4	0	0	0	0	4	0	1	0	6	0	0	0	0	0	0	0
TOTALS		17	16	39	17	22	8	11	1.0	3.0	4	0	0	0	0	4	0	1	0	6	0	0	0	0	0	0	0

SINGLE-GAME HIGHS: DEFENSIVE

Total Tackles 5 vs. Tampa Bay Buccaneers, Nov 16, 2025**Solo Tackles** 4 at Atlanta Falcons, Oct 13, 2025**Sacks** 0.5 at Carolina Panthers, Oct 26, 2025**Passes Defensed** 2 at Cleveland Browns, Dec 21, 2025**Fumble Recoveries** 1 at Carolina Panthers, Oct 26, 2025**Tackles For Loss** 4 at Atlanta Falcons, Oct 13, 2025**Longest Opp Fumble Return** 6 at Carolina Panthers, Oct 26, 2025

2025 GAME-BY-GAME REGULAR-SEASON STATISTICS (BILLS)

			TACKLES								INTERCEPTIONS					FUMBLES				ST				MISC					
DATE	OPP	P/S	TK	S	A	SK	YDS	TFL	YDS	QBH	NO	YDS	LG	TD	PD	FF	FR	TD	YDS	TK	S	A	FF	FR	S	A	W/L	SCORE	
09/07	Ravens	P	0	0	0	0.0	0.0	0	0	0	0	0	0	0	0	0	0	0	0	0	0	0	0	0	0	0	W	41-40	
09/14	at Jets	S	2	2	0	0.0	0.0	0	0	0	0	0	0	0	0	0	0	0	0	0	0	0	0	0	0	0	W	30-10	
09/18	Dolphins	S	2	2	0	0.0	0.0	0	0	0	0	0	0	0	0	0	0	0	0	0	0	0	0	0	0	0	W	31-21	
09/28	Saints	S	3	2	1	0.0	0.0	2	2	0	0	0	0	0	0	0	0	0	0	0	0	0	0	0	0	0	W	31-19	
10/05	Patriots	S	3	2	1	0.5	1.0	1	1	1	0	0	0	0	0	0	0	0	0	0	0	0	0	0	0	0	L	20-23	
10/13	at Falcons	S	5	4	1	0.0	0.0	4	6	0	0	0	0	0	1	0	0	0	0	0	0	0	0	0	0	0	L	14-24	
10/26	at Panthers	S	2	0	2	0.5	2.0	0	0	1	0	0	0	0	0	0	1	0	6	0	0	0	0	0	0	0	W	40-9	
11/02	Chiefs	S	1	0	1	0.0	0.0	0	0	1	0	0	0	0	0	0	0	0	0	0	0	0	0	0	0	0	W	28-21	
11/09	at Dolphins	S	1	0	1	0.0	0.0	0	0	0	0	0	0	0	1	0	0	0	0	0	0	0	0	0	0	0	L	13-30	
11/16	Buccaneers	S	5	1	4	0.0	0.0	0	0	0	0	0	0	0	0	0	0	0	0	0	0	0	0	0	0	0	W	44-32	
11/20	at Texans	S	3	1	2	0.0	0.0	0	0	0	0	0	0	0	0	0	0	0	0	0	0	0	0	0	0	0	L	19-23	
11/30	at Steelers	S	1	0	1	0.0	0.0	0	0	0	0	0	0	0	0	0	0	0	0	0	0	0	0	0	0	0	W	26-7	
12/07	Bengals	S	4	1	3	0.0	0.0	0	0	0	0	0	0	0	0	0	0	0	0	0	0	0	0	0	0	0	W	39-34	
12/14	at Patriots	S	1	0	1	0.0	0.0	0	0	0	0	0	0	0	0	0	0	0	0	0	0	0	0	0	0	0	W	35-31	
12/21	at Browns	S	3	0	3	0.0	0.0	0	0	1	0	0	0	0	2	0	0	0	0	0	0	0	0	0	0	0	W	23-20	
12/28	Eagles	S	3	2	1	0.0	0.0	1	2	0	0	0	0	0	0	0	0	0	0	0	0	0	0	0	0	0	L	12-13	
01/04	Jets	S	0	0	0	0.0	0.0	0	0	0	0	0	0	0	0	0	0	0	0	0	0	0	0	0	0	0	W	35-8	
2025 TOTALS			17-16	39	17	22	1.0	3.0	8	11	4	0	0	0	0	4	0	1	0	6	0	0	0	0	0	0	0	12-5	

**CB | 27**

TRE'DAVIOUS WHITE

BORN: January 16, 1995 | **HT:** 5-11 | **WT:** 192 | **9th year****COLLEGE:** Louisiana State**ACQUIRED:** Free Agent (2025)

FIRST-AND-10

TRE'DAVIOUS WHITE re-signed with the Bills in 2025 for his second stint in Buffalo. White entered the NFL as a first round draft pick (27th overall) of the Bills in 2017. He spent his first seven seasons in Buffalo. He signed with the Rams in 2024 and spent the start of the season in Los Angeles before being traded to the Ravens in November.

SHOUTOUTS

- Played in his 100th career game vs. KC (11/2/25).
- Named first team All-Pro in 2019 and second team All-Pro in 2020.
- Selected to the 2020 and 2021 Pro Bowl.
- Named to the PFWA All-Rookie Team in 2017.
- Since 2017, ranks third among all NFL defensemen with 21 second half takeaways, behind Kevin Byard (26) and Justin Simmons (22).
- Became the fourth player in Bills history with at least 2 INTs in each of the first four seasons of a career.
- Garnered AFC Defensive Player of the Week honors for Weeks 7 and 17 of the 2019 season, becoming the first Bill to earn DPOTW honors twice in one season since Mario Williams in 2013.
- Came away with two interceptions (career-high) vs. Cin. (9/22/19) and at Pit. (12/15/19), becoming the first Bills player to have 2 games with 2+ interceptions in a season since Stephon Gilmore in 2016.
- Ranked second among all defenders in the league in limiting opposing passers to a 38.9 QB rating in 2019 (min. 60 targets). He also did not allow a TD in 2019.
- Tied for the lead league with 6 interceptions in 2019.
- Ranked fourth in the league among all defensive players with 17 passes defended in the 2019 season.

IF YOU HAVEN'T HERD

A DREAM COME TRUE

Success didn't happen overnight for Shreveport native and Buffalo Bills rookie player Tre'Davious White.

He worked hard to achieve a grade-point average of 4.3 and graduate as valedictorian of his high school class.

Tre'Davious grew up in the Cooper Road area, one of Shreveport's toughest neighborhoods. However, he found an outlet playing sports - on the football field and basketball court.

The Green Oaks football standout made giant moves on the football field and later shined as an All-American at LSU. His dream came true when he was drafted to play for the Buffalo Bills.

Tre'Davious grew up in the Cooper Road area of Shreveport.

He was the kid who made it out and was the first member of his immediate family to graduate from college.

When asked how he stayed focused, White said, "I wanted to find something to keep me out of the streets and keep me out of the way of harm. So I resorted to playing sports. Started off playing basketball and then it gradually went to football and then I was doing both." (**Domonique Benn, KSLA, June 20, 2018**)

PERSONAL

The son of David White and LaShawnita Ruffins. White and his partner, Ikea, have three sons, Tre'Davious Jr., Tristen and Truth. Graduated from LSU in December 2016 with a degree in sports administration. Played as a CB, QB and returner for Green Oaks High School in Shreveport, LA.

THE STAMPEDE

First sports jersey: Allen Iverson

Favorite snack: Chocolate chip cookies

Favorite Olympic sport: Curling

Favorite athlete growing up: Kobe Bryant



TRE'DAVIOUS WHITE

TRE'DAVIOUS WHITE'S NFL REGULAR SEASON DEFENSIVE STATISTICS

		TACKLES										INTERCEPTIONS					FUMBLES				ST				
DATE	TEAM	GP	GS	TK	S	A	TFL	YDS	SK	YDS	QBH	NO	YDS	LG	TD	PD	FF	FR	TD	YDS	TK	S	A	FF	FR
2017	Bills	16	16	69	53	16	3	3	0	0.0	0	4	86	63	0	18	1	2	1	52	0	0	0	0	0
2018	Bills	16	16	54	44	10	1	5	0.0	0.0	0	2	37	37	0	8	0	0	0	0	0	0	0	0	0
2019	Bills	15	15	58	48	10	4	15	1.0	9.0	1	6	57	49	0	17	2	0	0	0	0	0	0	0	0
2020	Bills	14	14	57	44	13	2	2	1.5	8.0	3	3	28	28	0	11	1	2	0	-1	0	0	0	0	0
2021	Bills	11	11	41	27	14	1	2	0.5	3.0	1	1	0	0	0	6	1	1	0	0	0	0	0	0	0
2022	Bills	6	6	20	16	4	0	0	0.0	0.0	0	1	0	0	0	6	0	0	0	0	0	0	0	0	0
2023	Bills	4	4	12	10	2	1	2	0.0	0.0	1	1	2	2	0	2	0	0	0	0	0	0	0	0	0
2024	Rams	4	4	12	9	3	0	0	0.0	0.0	0	0	0	0	0	2	0	0	0	0	0	0	0	0	0
2024	Ravens	7	0	10	7	3	0	0	0.0	0.0	0	0	0	0	0	3	0	0	0	0	0	0	0	0	0
2024	TOTAL	11	4	22	16	6	0	0	0.0	0.0	0	0	0	0	0	5	0	0	0	0	0	0	0	0	0
2025	Bills	16	16	40	29	11	6	17	0.0	0.0	0	1	0	0	0	10	0	0	0	0	0	0	0	0	0
TOTALS		109	102	373	287	86	18	46	3.0	20.0	6	19	210	63	0	83	5	5	1	51	0	0	0	0	0

TRE'DAVIOUS WHITE'S NFL POSTSEASON DEFENSIVE STATISTICS

				TACKLES								INTERCEPTIONS					FUMBLES				ST				
DATE	TEAM	GP	GS	TK	S	A	TFL	YDS	SK	YDS	QBH	NO	YDS	LG	TD	PD	FF	FR	TD	YDS	TK	S	A	FF	FR
2017	Bills	1	1	1	0	1	0	0	0.0	0.0	0	0	0	0	0	0	1	0	0	0	0	0	0	0	0
2019	Bills	1	1	5	4	1	0	0	0.0	0.0	0	0	0	0	0	0	1	0	0	0	0	0	0	0	0
2020	Bills	3	3	20	14	6	1	1	0.0	0.0	0	0	0	0	0	2	0	0	0	0	0	0	0	0	0
2021	Bills	0	0	0	0	0	0	0	0.0	0.0	0	0	0	0	0	0	0	0	0	0	0	0	0	0	0
2022	Bills	2	2	6	4	2	0	0	0.0	0.0	0	0	0	0	0	2	0	0	0	0	0	0	0	0	0
2023	Bills	0	0	0	0	0	0	0	0.0	0.0	0	0	0	0	0	0	0	0	0	0	0	0	0	0	0
2024	Ravens	2	0	1	1	0	0	0	0.0	0.0	0	0	0	0	0	0	0	0	0	0	0	0	0	0	0
TOTALS		9	7	33	23	10	1	1	0.0	0.0	0	0	0	0	0	5	1	0	0	0	0	0	0	0	0

SINGLE-GAME HIGHS: DEFENSIVE

Total Tackles 8 at Miami Dolphins, Sep 19, 2021
Solo Tackles 8 at New York Giants, Sep 15, 2019
Sacks 1.0 at Denver Broncos, Dec 19, 2020
Passes Defensed 4 vs. Denver Broncos, Nov 24, 2019
Forced Fumbles 1 vs. Washington Football Team, Sep 26, 2021

Fumble Recoveries 1 at Kansas City Chiefs, Oct 10, 2021
Tackles For Loss 2 at Carolina Panthers, Sep 17, 2017
Interceptions 2 at Pittsburgh Steelers, Dec 15, 2019
Longest Opp Fumble Return 52 at Atlanta Falcons, Oct 01, 2017

**LB | 42**

DORIAN WILLIAMS

BORN: June 28, 2001 | **HT:** 6-1 | **WT:** 228 | **3rd year****COLLEGE:** Tulane**ACQUIRED:** Draft (2023, R3) **dorianw24** **dorian.w2**

FIRST-AND-10

DORIAN WILLIAMS was selected by the Bills in the third round (91st overall) in 2023. Williams is the first player the Bills have drafted out of Tulane since selecting QB J.P. Losman in 2004. Collected a team-high 114 total tackles in 2024.

SHOUTOUTS

- Collected a team-high 114 total tackles in 2024, and also tallied three fumble recoveries, one forced fumble, and five TFLs.
- Reached the 100+ total tackle mark for the first time in his career after tallying eight vs NE (12/22/24) and collected a fumble recovery for his third of the season.
- Logged a game-high 12 tackles vs. MIA (11/3/24) tying a career high from earlier this season vs BAL.
- Collected his fifth 10+ tackle game of the season after recording a game-high 10 tackles vs TEN (10/20/24) to go along with a TFL.
- He is the first Bills player to have 10+ total tackles in four straight games since George Wilson in 2011 (also 4 straight).
- Williams' 52 total tackles in 2024 are the fourth most over the team's first 5 games of a season (since defensive tackles were first tracked in 1994).
- Recorded a game-high 12 tackles at BAL (9/29/24) and collected the first forced fumble of his career.
- Collected a game-high 10 total tackles vs JAX (9/23/24).
- Tied for a team-high 10 total tackles in the Thursday night win at MIA (9/12/24).
- Logged eight total tackles and a fumble recovery in the 2024 season opener vs ARI (9/8/24).
- In his first career start, he collected 10 tackles (career-high) and one QB hit vs NYG (10/15/23).

IF YOU HAVEN'T HERD

FOR THE LOVE OF THE GAME

While some play for the things that football brings Dorian is quite the opposite he plays simply because he loves the game and is living out his childhood dream.

"Dorian has never not had a smile on his face. He always makes me smile because he's having a good time out there. You love to coach guys that love to play the game because they are playing for the right reason and not anything external." -- Tulane Linebackers Coach Michael Mutz told si.com.

There are zero questions in regards to effort. Williams hustles on every and is typically one of the first players to the football.

Which showed as Dorian had a productive senior season with the Green Wave, totaling 131 tackles, 8.5 TFLs, two interceptions and two forced fumbles. Williams also blitzed well tallying 22 pressures and five sacks. In all he finished with 316 tackles, 27 for a loss, 9.5 sacks, and 14 passes defended.

Dorian said this is his childhood dream and he is happy to reach it but now the real work starts.

PERSONAL

Majored in Homeland Security Studies. Dorian has one older brother and two older sisters. Enjoys fishing. Helped guide Indian Land High School to the South Carolina AAA State Playoffs.

THE STAMPEDE

Nickname: Tarzan**First job:** Red Rocket, a fireworks stand**Favorite musical artist:** Luke Combs**Favorite ice cream:** Christmas Cookie**Favorite TV show:** Southpark**Best wings in Buffalo:** Wing Nutz**Dream vacation spot:** Philippines**Favorite food:** Gumbo**Skill he wants to learn:** To get better at golf

Size. Souclness. Crunch.

WINGNUTZ



DORIAN WILLIAMS

BILLS MAFIA

Dorian had his first run in with Bills Mafia when he was a junior in 2021. Before the Bills played the New Orleans Saints, Dorian was out with his family when some fans were talking to him and recognized he was a linebacker at Tulane and they told him in a couple years he was going to get drafted and then later payed for his meal.

"You always hear about Bills Mafia and see all the stuff on social media but for it happen like that, these guys are for real. For me to get drafted here is a full circle moment, and I am just excited to be apart of the organization with the best fan base."



DORIAN WILLIAMS' NFL REGULAR SEASON DEFENSIVE STATISTICS

			TACKLES										INTERCEPTIONS					FUMBLES					ST				MISC	
DATE	TEAM	GP	GS	TK	S	A	TFL	YDS	SK	YDS	QBH	NO	YDS	LG	TD	PD	FF	FR	TD	YDS	TK	S	A	FF	FR	S	A	
2023	Bills	17	2	35	22	13	0	0	0.0	0.0	2	0	0	0	0	0	1	0	0	0	5	3	2	0	0	0	0	
2024	Bills	17	11	114	65	49	5	6	0.0	0.0	2	0	0	0	0	0	1	3	0	0	3	3	0	0	0	0	0	
2025	Bills	16	9	48	21	27	1	1	0.0	0.0	3	0	0	0	0	2	0	1	0	0	15	8	7	0	0	0	0	
TOTALS		50	22	197	108	89	6	7	0.0	0.0	7	0	0	0	0	3	1	4	0	0	23	14	9	0	0	0	0	

DORIAN WILLIAMS' NFL POSTSEASON DEFENSIVE STATISTICS

			TACKLES										INTERCEPTIONS					FUMBLES				ST				MISC		
DATE	TEAM	GP	GS	TK	S	A	TFL	YDS	SK	YDS	QBH	NO	YDS	LG	TD	PD	FF	FR	TD	YDS	TK	S	A	FF	FR	S	A	
2023	Bills	2	0	9	5	4	1	1	0.0	0.0	0	0	0	0	0	0	0	0	0	0	1	1	0	0	0	0	0	0
2024	Bills	3	1	2	2	0	1	1	0.0	0.0	0	0	0	0	0	0	0	0	0	0	5	4	1	0	0	0	0	0
TOTALS		5	1	11	7	4	2	2	0.0	0.0	0	0	0	0	0	0	0	0	0	0	6	5	1	0	0	0	0	0

SINGLE-GAME HIGHS: DEFENSIVE

Total Tackles 12 vs. Miami Dolphins, Nov 03, 2024
Solo Tackles 9 at Houston Texans, Oct 06, 2024
Passes Defensed 1 vs. Tampa Bay Buccaneers, Nov 16, 2025
Forced Fumbles 1 at Baltimore Ravens, Sep 29, 2024

Fumble Recoveries 1 vs. Tampa Bay Buccaneers, Nov 16, 2025
Tackles For Loss 1 vs. New York Jets, Jan 04, 2026
Special Teams Tackles 3 vs. Cincinnati Bengals, Dec 07, 2025



DORIAN WILLIAMS

2025 GAME-BY-GAME REGULAR-SEASON STATISTICS (BILLS)

			TACKLES								INTERCEPTIONS					FUMBLES				ST				MISC				
DATE	OPP	P/S	TK	S	A	SK	YDS	TFL	YDS	QBH	NO	YDS	LG	TD	PD	FF	FR	TD	YDS	TK	S	A	FF	FR	S	A	W/L	SCORE
09/07	Ravens	S	2	1	1	0.0	0.0	0	0	0	0	0	0	0	0	0	0	0	0	3	3	0	0	0	0	0	W	41-40
09/14	at Jets	S	0	0	0	0.0	0.0	0	0	0	0	0	0	0	0	1	0	0	0	0	1	0	1	0	0	0	W	30-10
09/18	Dolphins	S	6	3	3	0.0	0.0	0	0	0	0	0	0	0	0	0	0	0	0	0	0	0	0	0	0	0	W	31-21
09/28	Saints	S	6	3	3	0.0	0.0	0	0	0	0	0	0	0	0	0	0	0	0	0	0	0	0	0	0	0	W	31-19
10/05	Patriots		ON INACTIVE LIST																								L	20-23
10/13	at Falcons	S	5	4	1	0.0	0.0	0	0	0	0	0	0	0	0	0	0	0	0	1	1	0	0	0	0	0	L	14-24
10/26	at Panthers	S	6	3	3	0.0	0.0	0	0	0	0	0	0	0	0	0	0	0	0	2	1	1	0	0	0	0	W	40-9
11/02	Chiefs	P	0	0	0	0.0	0.0	0	0	1	0	0	0	0	0	0	0	0	0	1	1	0	0	0	0	0	W	28-21
11/09	at Dolphins	P	1	0	1	0.0	0.0	0	0	0	0	0	0	0	0	0	0	0	0	0	0	0	0	0	0	0	L	13-30
11/16	Buccaneers	S	6	1	5	0.0	0.0	0	0	1	0	0	0	0	1	0	1	0	0	1	0	1	0	0	0	0	W	44-32
11/20	at Texans	P	1	1	0	0.0	0.0	0	0	0	0	0	0	0	0	0	0	0	0	1	1	0	0	0	0	0	L	19-23
11/30	at Steelers	S	2	0	2	0.0	0.0	0	0	1	0	0	0	0	0	0	0	0	0	0	0	0	0	0	0	0	W	26-7
12/07	Bengals	P	0	0	0	0.0	0.0	0	0	0	0	0	0	0	0	0	0	0	0	3	1	2	0	0	0	0	W	39-34
12/14	at Patriots	P	1	1	0	0.0	0.0	0	0	0	0	0	0	0	0	0	0	0	0	0	0	0	0	0	0	0	W	35-31
12/21	at Browns	P	4	1	3	0.0	0.0	0	0	0	0	0	0	0	0	0	0	0	0	0	0	0	0	0	0	0	W	23-20
12/28	Eagles	P	1	0	1	0.0	0.0	0	0	0	0	0	0	0	0	0	0	0	0	1	0	1	0	0	0	0	L	12-13
01/04	Jets	S	7	3	4	0.0	0.0	1	1	0	0	0	0	0	0	0	0	0	0	1	0	1	0	0	0	0	W	35-8
2025 TOTALS			16-9	48	21	27	0.0	0.0	1	1	3	0	0	0	0	2	0	1	0	0	15	8	7	0	0	0	0	12-5



P | 19

MITCH WISHNOWSKY

BORN: March 3, 1992 | HT: 6-2 | WT: 220 | 7th year

COLLEGE: Utah

ACQUIRED: Free Agent (2025)

 mitchwish3

FIRST-AND-10

MITCH WISHNOWSKY signed with the Bills on September 30, 2025. A 4th round draft pick of the San Francisco 49ers in 2019, Wishnowsky spent his first 6 NFL seasons (2019-24) with the 49ers and finished 2nd in franchise history with a 45.2-yard average.

SHOUTOUTS

- Saw action in 9 games for the 49ers in 2024 with a 45.2-yard average on 22 punts.
- Recorded a career-high 47.7 yard average and 42.7-yard net average for the 49ers in 2023, including 26 punts downed inside the 20.
- In 2022, led the NFL by placing 52.5% of his punts (32 of 61) inside the 20 yard line. The 32 punts inside the 20 ranked as 4th most in 49ers history.
- Earned NFC Special Teams Player of the Month honors in September 2022.
- Nailed a career-long 74-yard punt at Den. (9/25/22).
- Earned NFC Special Teams Player of the Month honors in September 2021.
- Earned NFC Special Teams Player of the Week by downing 3 of 5 punts inside the 20 at Phi. (9/19/21).
- Earned NFC Special Teams Player of the Week honors after registering a 46.2 gross average at Arz. (10/31/19).
- Made his NFL debut at TB (9/18/19).
- Boomed 62 punts that traveled 50+ yards during his collegiate career at Utah (2016-18), 2nd most in school history.
- Earned the Ray Guy Award and first-team All-America honors in 2016 with a 47.7-yard average and 17 punts downed inside the 20.
- Began career as a punter for Santa Barbara City College in 2014.

IF YOU HAVEN'T HERD

QUITE A JOURNEY FOR A FORMER GLAZER

Before his football career, Wishnowsky worked as a glazier, a glass installation specialist, in Perth, Australia. Around that time, Wishnowsky's friends began showing him NFL games.

After a couple years, he decided to leave his job and move to Melbourne to join ProKick Australia, a training academy for aspiring punters.

"While Americans grow up wanting to throw the ball, we grow up trying to kick 60-yard goals," Wishnowsky said. "Sure, (American) techniques are slightly different (from Australian techniques), but the swing of your leg is pretty much the same. We have that muscle memory drilled into us from a young age."

After Wishnowsky spent some time sharpening his punting skills in Australia, he took his talents overseas and started punting for Santa Barbara City College in 2014. ([49ers.com](https://www.49ers.com))

WELL DESERVED GAME BALL

His wife, Maddie, gave birth to their first child, Bowie, the night before the 49ers Week 8 contest against the Bears in 2023. Kyle Shanahan described Maddie as a "trooper" and Wishnowsky as a "total mess" leading up to the birth of their daughter. The punter returned home for just a few hours of sleep before he boarded a private jet in San Jose around 2 am, 8 hours before kickoff.

"It's all a bit of a blur," Wishnowsky said, who did not have to punt. Following the game, Shanahan dedicated a game ball to Maddie for being "fearless." ([49ers.com](https://www.49ers.com))

PERSONAL

Pronounced wish-NOW-ski. He and his wife, Maddie, have a daughter, Bowie and a son, Winn. The family has a Rottweiler named Odin. Is the son of Marty and Penny Wishnowsky. Earned the nickname "The Boomin' Onion" because of his Australian heritage and strong leg. Born in Gosnells, Australia, a suburb of Perth. Attended Lumen Christi and grew up playing Australian rules football. Earned a degree in kinesiology teaching.



MITCH WISHNOWSKY

MITCH WISHNOWSKY'S NFL REGULAR SEASON PUNTING STATISTICS

DATE	TEAM	GP	NO.	YDS.	AVG.	OPP. RET.	YDS.	NET YDS.	AVG.	TB	IN20	LG	BK
2019	49ers	16	52	2,333	44.9	23	131	2,162	41.6	2	23	65	0
2020	49ers	16	66	3,093	46.9	23	183	2,790	41.6	6	25	60	1
2021	49ers	17	57	2,566	45.0	20	156	2,310	40.5	5	21	67	0
2022	49ers	17	61	2,676	43.9	17	153	2,423	39.7	5	32	74	0
2023	49ers	17	52	2,480	47.7	22	220	2,220	42.7	2	26	67	0
2024	49ers	9	22	994	45.2	19	160	834	36.3	0	11	58	1
2025	Bills	13	38	1,723	45.3	16	69	1,594	41.9	3	18	62	0
TOTALS		105	348	15,865	45.6	140	1,072	14,333	41.0	23	156	74	2

MITCH WISHNOWSKY'S NFL POSTSEASON PUNTING STATISTICS

DATE	TEAM	GP	NO.	YDS.	AVG.	OPP. RET.	YDS.	NET YDS.	AVG.	TB	IN20	LG	BK
2019	49ers	3	8	349	43.6	2	0	329	41.1	1	4	56	0
2021	49ers	3	14	601	42.9	3	16	565	40.4	1	6	52	0
2022	49ers	3	9	389	43.2	1	0	369	41.0	1	6	57	0
2023	49ers	3	10	489	48.9	7	38	451	45.1	0	5	57	0
TOTALS		12	41	1,828	44.6	13	54	1,714	41.8	3	21	57	0

SINGLE-GAME HIGHS: PUNTER

Punts 9 vs. Washington Football Team, Dec 13, 2020
Gross Punting Yards 411 vs. Washington Football Team, Dec 13, 2020
Gross Punting Avg 62.0 at Minnesota Vikings, Oct 23, 2023
Net Punting Yards 375 vs. Washington Football Team, Dec 13, 2020

Net Punting Avg 58.0 at Minnesota Vikings, Oct 23, 2023
Longest Punts 74 at Denver Broncos, Sep 25, 2022
Inside the 20 4 at Atlanta Falcons, Oct 13, 2025
Special Teams Tackles 1 at Arizona Cardinals, Nov 21, 2022



MITCH WISHNOWSKY

2025 GAME-BY-GAME REGULAR-SEASON STATISTICS (BILLS)

DATE	OPPONENT		NO.	YDS.	AVG.	OPP. RET.	YDS.	NET YDS.	AVG	TB	IN20	LG	BK	W/L	SCORE
09/07	Ravens		NOT ON ROSTER											W	41-40
09/14	at Jets		NOT ON ROSTER											W	30-10
09/18	Dolphins		NOT ON ROSTER											W	31-21
09/28	Saints		NOT ON ROSTER											W	31-19
10/05	Patriots	P	2	70	35.0	1	0	70	35.0	0	1	43	0	L	20-23
10/13	at Falcons	P	6	273	45.5	1	10	263	43.8	0	4	50	0	L	14-24
10/26	at Panthers	P	3	146	48.7	2	13	133	44.3	0	2	54	0	W	40-9
11/02	Chiefs	P	3	126	42.0	1	5	121	40.3	0	2	49	0	W	28-21
11/09	at Dolphins	P	4	217	54.3	1	13	204	51.0	0	2	61	0	L	13-30
11/16	Buccaneers	P	2	83	41.5	0	0	83	41.5	0	1	51	0	W	44-32
11/20	at Texans	P	3	136	45.3	0	0	136	45.3	0	0	48	0	L	19-23
11/30	at Steelers	P	2	99	49.5	1	12	67	33.5	1	0	52	0	W	26-7
12/07	Bengals	P	0	0	0.0	0	0	0	0.0	0	0	0	0	W	39-34
12/14	at Patriots	P	4	162	40.5	2	5	157	39.3	0	3	50	0	W	35-31
12/21	at Browns	P	3	149	49.7	1	3	126	42.0	1	0	62	0	W	23-20
12/28	Eagles	P	6	262	43.7	1	8	234	39.0	1	3	49	0	L	12-13
01/04	Jets	P	0	0	0.0	0	0	0	0.0	0	0	0	0	W	35-8
2025 TOTALS			13	38	1,723	45.3	11	69	1,594	41.9	3	18	62	0	12-5



STATS

BUFFALO BILLS





2025 STATISTICS

RUSHING	NO.	YDS	AVG	LG	TD
James Cook III	309	1621	5.2	64t	12
Josh Allen	112	579	5.2	40t	14
Ray Davis	58	275	4.7	23	0
Ty Johnson	50	200	4.0	23	3
Elijah Moore	6	24	4.0	11	1
Mitch Trubisky	9	6	0.7	9	0
Khalil Shakir	1	5	5.0	5	0
Reggie Gilliam	2	4	2.0	5	0
BILLS	547	2714	5.0	64t	30
OPPONENTS	450	2315	5.1	81t	24

RECEIVING	NO.	YDS	AVG	LG	TD
Khalil Shakir	72	719	10.0	54t	4
Dalton Kincaid	39	571	14.6	47	5
Keon Coleman	38	404	10.6	37	4
Dawson Knox	36	417	11.6	32	4
James Cook III	33	291	8.8	51	2
Ty Johnson	24	263	11.0	52t	2
Joshua Palmer	22	303	13.8	45	0
Jackson Hawes	16	187	11.7	29	3
Tyrell Shavers	15	245	16.3	43t	1
Gabe Davis	12	129	10.8	22	1
Ray Davis	10	86	8.6	21	2
Elijah Moore	9	112	12.4	31	0
Curtis Samuel	7	81	11.6	21	1
Brandin Cooks	5	114	22.8	50	0
Keleki Latu	4	35	8.8	14	0
Reggie Gilliam	2	24	12.0	22	0
Mecole Hardman Jr.	0	0	0.0	0	0
BILLS	344	3981	11.6	54t	29
OPPONENTS	277	2894	10.4	40	19

SCORING	Q1	Q2	Q3	Q4	OT	PTS
BILLS	85	125	120	151	0	481
OPPONENTS	82	139	43	101	0	365

TEAM STATS	BILLS	OPP
Total First Downs	374	300
Rushing	146	130
Passing	196	144
Penalty	32	26
3rd Down: Made/Att	94/210	84/203
3rd Down Pct.	44.8%	41.4%
4th Down: Made/Att	19/32	10/19
4th Down Pct.	59.4%	52.6%
Possession Avg.	33:09	26:51
Total Net Yards	6397	4983
Avg. Per Game	376.3	293.1
Total Plays	1082	950
Avg. Per Play	5.9	5.2
Net Yards Rushing	2714	2315
Avg. Per Game	159.6	136.2
Total Rushes	547	450
Net Yards Passing	3683	2668
Avg. Per Game	216.6	156.9
Sacked/Yards Lost	40/298	36/226
Gross Yards	3981	2894
Attempts/Completions	495/344	464/277
Completion Pct.	69.5%	59.7%
Had Intercepted	10	13
Punts/Average	49/44.7	68/48.0
Net Punting Avg.	41	43.4
Penalties/Yards	101/848	83/731
Fumbles/Ball Lost	19/9	18/7
Touchdowns	62	43
Rushing	30	24
Passing	29	19
Returns	3	0

PASSING	ATT	CMP	YDS	CMP%	YDS/ATT	TD	TD%	INT	INT%	LG	SACK	LOST	RAT
Josh Allen	460	319	3668	69.3%	8.0	25	5.4%	10	2.2%	54t	40/	298	102.1
Mitch Trubisky	35	25	313	71.4%	8.9	4	11.4%	0	0.0%	37	0/	0	137.0
BILLS	495	344	3981	69.5%	8.0	29	5.9%	10	2.0%	54t	40/	298	104.6
OPPONENTS	464	277	2894	59.7%	6.2	19	4.1%	13	2.8%	40	36/	226	79.8



2025 DEFENSIVE STATS

PLAYER	Solo	Ast	Total	Sack	Yds	TFL	QH	INT	PD	FF	FR
Cole Bishop	53	32	85	2	10	4	2	3	7	-	-
Matt Milano	36	31	67	3.5	17	7	6	-	-	1	-
Terrel Bernard	44	21	65	-	-	7	2	1	3	-	2
Jordan Poyer	26	38	64	0.5	4	1	1	1	3	-	-
Taron Johnson	34	23	57	-	-	1	-	-	4	-	-
Shaq Thompson	31	23	54	1	2	6	2	-	2	1	-
Dorian Williams	21	27	48	-	-	1	3	-	2	-	1
Gregory Rousseau	24	22	46	7	41.5	6	23	-	2	1	-
Christian Benford	32	11	43	2	14	4	2	2	4	-	2
Tre'Davious White	29	11	40	-	-	6	-	1	10	-	-
Deone Walker	17	22	39	1	3	8	4	-	4	-	1
Cameron Lewis	26	9	35	-	-	1	-	-	4	1	-
Joey Bosa	17	12	29	5	40	9	16	-	2	5	-
A.J. Epenesa	15	14	29	2.5	16	2	9	2	4	-	1
Taylor Rapp	17	9	26	-	-	-	-	-	-	-	-
DaQuan Jones	11	11	22	3	8	3	8	1	2	1	-
Larry Ogunjobi	10	9	19	-	-	4	-	-	-	-	-
Maxwell Hairston	14	4	18	-	-	-	-	2	5	-	-
T.J. Sanders	7	9	16	1	7	1	1	-	1	-	-
Joe Andreessen	9	5	14	-	-	2	2	-	-	-	-
Phidarian Mathis	4	9	13	-	-	-	-	-	-	-	-
Ed Oliver	10	2	12	3	37	7	5	-	-	1	-
Jordan Hancock	5	6	11	-	-	-	-	-	-	-	-
Jordan Phillips	5	4	9	1	7	2	1	-	1	-	-
Dorian Strong	7	0	7	-	-	-	-	-	-	-	-
Javon Solomon	6	1	7	1	4	1	2	-	-	-	-
Ja'Marcus Ingram	5	0	5	-	-	-	-	-	-	-	-
Michael Hoecht	2	3	5	2	10.5	1	2	-	-	1	-
Keonta Jenkins	2	2	4	-	-	-	-	-	-	-	-
Andre Jones	0	3	3	-	-	-	-	-	-	-	-
Zion Logue	1	1	2	0.5	5	-	1	-	1	-	-
Darnell Savage	0	2	2	-	-	-	-	-	1	-	-
Sam Franklin	1	0	1	-	-	-	-	-	-	-	-
BILLS	521	376	897	36	226	84	92	13	62	12	7
OPPONENTS	611	474	1085	40	298	70	75	10	65	13	8

SACKS	
Gregory Rousseau	7
Joey Bosa	5
Matt Milano	3.5
DaQuan Jones	3
Ed Oliver	3
A.J. Epenesa	2.5
Cole Bishop	2
Christian Benford	2
Michael Hoecht	2
Shaq Thompson	1
Deone Walker	1
T.J. Sanders	1
Jordan Phillips	1
Javon Solomon	1
Jordan Poyer	0.5
Zion Logue	0.5
BILLS	36.0
OPPONENTS	40.0

INTERCEPTIONS	No	Yds	Avg	LG	TD
Cole Bishop	3	16	5.3	12	0
Christian Benford	2	63	31.5	63t	1
A.J. Epenesa	2	25	12.5	24	0
Maxwell Hairston	2	1	0.5	1	0
Terrel Bernard	1	24	24.0	24	0
Jordan Poyer	1	10	10.0	10	0
DaQuan Jones	1	1	1.0	1	0
Tre'Davious White	1	0	0.0	0	0
BILLS	13	140	10.8	63t	1
OPPONENTS	10	38	3.8	29	0



2025 SPECIAL TEAMS STATS

SPECIAL TEAMS SNAP COUNTS

Joe Andreessen	341	Michael Badgley	13
Reggie Gilliam	332	Joey Bosa	10
Sam Franklin Jr.	329	Brad Robbins	10
Javon Solomon	278	Mecole Hardman Jr.	9
Dorian Williams	256	Keon Coleman	6
Tyrell Shavers	241	Matt Milano	6
Cam Lewis	219	Taylor Rapp	6
Jordan Hancock	184	Chase Lundt	5
Matt Prater	154	Matthew Judon	5
Deone Walker	144	Larry Ogunjobi	3
Ray Davis	131	Zion Logue	2
Ty Johnson	127	Dawson Knox	1
Alec Anderson	127	Dalton Kincaid	1
Reid Ferguson	126	Elijah Moore	1
Mitch Wishnowsky	93		
A.J. Epenesa	85		
Jackson Hawes	79		
Ja'Marcus Ingram	76		
O'Cyrus Torrence	75		
David Edwards	75		
Ryan Van Demark	75		
Greg Rousseau	74		
Dion Dawkins	67		
Christian Benford	65		
Cole Bishop	62		
Sedrick Van Pran-Granger	57		
Shaq Thompson	57		
DaQuan Jones	55		
Terrel Bernard	54		
Keleki Latu	52		
Damar Hamlin	49		
Dorian Strong	46		
Andre Jones Jr.	44		
Jordan Poyer	43		
Khalil Shakir	40		
Baylon Spector	40		
Keonta Jenkins	39		
Brandon Codrington	39		
Jordan Phillips	29		
Dane Jackson	28		
Curtis Samuel	26		
Cameron Johnston	26		
Maxwell Hairston	22		
Spencer Brown	21		
Darnell Savage	21		
Michael Hoecht	20		
T.J. Sanders	16		
Tre'Davious White	14		
Landon Jackson	13		
Jimmy Ciarlo	13		
Taron Johnson	13		

KICK RETURNS	No.	Yds	Avg	Long	TD
R. Davis	31	943	30.4	97t	1
B. Codrington	14	375	26.8	41	0
T. Johnson	11	240	21.8	31	0
C. Samuel	9	223	24.8	31	0
M. Hardman Jr.	1	61	61	61	0
BILLS	66	1842	27.9	97t	1

PUNT RETURNS	No.	FC	Yds	Avg	LG	TD
K. Shakir	16	9	124	7.8	28	0
B. Codrington	10	4	58	5.8	15	0
K. Coleman	2	1	8	4.0	6	0
M. Hardman Jr.	2	0	4	2.0	4	0
BILLS	30	14	194	6.5	28	0

PUNTING	No.	Yds	Avg	Net	TB	IN	LG	BK
M. Wishnowsky	38	1723	45.3	41.9	3	18	58	0
C. Johnston	7	308	44.0	37.9	0	2	48	0
B. Robbins	4	158	39.5	38.0	0	1	48	0
BILLS	49	2189	44.7	41.0	3	21	58	0

SCORING	PAT	FG	2P	PTS
M. Prater	46/49	18/20	0	100
M. Badgley	2/4	1/1	0	5
BILLS	48/53	19/21	0	107

FIELD GOALS	1-19	20-29	30-39	40-49	50+
M. Prater	0/0	4/4	7/8	6/6	1/2
M. Badgley	0/0	0/0	0/0	1/1	0/0
BILLS	0/0	4/4	7/8	7/7	1/2

GAME-BY-GAME FIELD GOAL ATTEMPTS

Prater: (25G,43G,32G)(28G,52G,33G)(39WL,48G)(35G)
(31G,45G)(45G,43G)(52RU)(39G)(44G,38G)(27G,37G)
(26G)
Badgley: (41G)

SPECIAL TEAMS TACKLES

Joe Andreessen	21	Tyrell Shavers	2
Dorian Williams	15	Shaq Thompson	2
Reggie Gilliam	13	Ray Davis	1
Sam Franklin Jr.	12	Damar Hamlin	1
Jordan Hancock	11	Ja'Marcus Ingram	1
Javon Solomon	10	Mitch Wishnowsky	1
Cam Lewis	8	Shaq Thompson	2
Jordan Poyer	6	Ray Davis	1
Keonta Jenkins	5	Damar Hamlin	1
A.J. Epenesa	3	Ja'Marcus Ingram	1
Dane Jackson	3		
Baylon Spector	3		
Dorian Strong	3		
Ty Johnson	2		
Andre Jones Jr.	2		
Keleki Latu	2		
Matt Prater	2		



2025 GAME-BY-GAME STATISTICS

BILLS		FIRST DOWNS				OFFENSE				NET PASSING				NET RUSHING				PEN.		FUMBLES				
DATE	OPP	T	R	P	PN	YDS	AVG	ATT	IN	YDS	TD	SK	YDS	ATT	YDS	AVG	TD	NO	YDS	NO	LOST	TOP		
9/7	BAL	29	9	18	2	78	497	6.40	46	33	0	389	2	1	5	31	108	3	5	38	1	0	34:49	
9/14	at NYJ	25	12	9	4	71	403	5.70	27	15	0	179	0	1	1	43	224	3	6	69	1	0	38:21	
9/18	MIA	23	8	12	3	57	360	6.30	28	22	0	203	3	2	10	27	157	5.80	1	3	35	2	0	31:47
9/28	NO	20	9	10	1	57	356	6.20	22	16	1	191	2	3	18	32	165	5.20	2	11	55	0	0	31:21
10/5	NE	25	5	16	4	61	363	6.00	31	22	1	245	2	1	8	29	118	4.10	0	11	90	2	2	34:31
10/13	at ATL	17	7	8	2	54	291	5.40	26	15	2	157	2	4	23	24	134	5.60	0	8	64	2	0	28:21
10/26	at CAR	23	12	10	1	60	410	6.80	23	14	0	165	1	2	20	35	245	7.00	4	7	60	0	0	33:32
11/2	KC	23	9	13	1	64	404	6.30	26	23	0	263	1	3	10	35	141	4.00	3	4	40	0	0	34:45
11/9	at MIA	20	4	12	4	65	376	5.80	40	28	1	289	2	3	17	22	87	4.00	0	6	67	2	2	31:23
11/16	TB	19	4	13	2	53	414	7.80	30	19	2	317	3	0	0	23	97	4.20	3	7	45	2	1	24:53
11/20	at HOU	14	5	9	0	66	326	4.90	34	24	2	183	0	8	70	24	143	6.00	1	6	54	1	1	32:22
11/30	at PIT	26	16	9	1	74	372	5.00	23	15	1	123	1	0	0	51	249	4.90	1	7	45	2	1	41:59
12/7	CIN	22	7	13	2	60	416	6.90	28	22	0	233	3	3	18	29	183	6.30	1	6	68	2	1	31:48
12/14	at NE	22	9	11	2	67	349	5.20	28	19	0	181	3	2	12	37	168	4.50	2	2	15	0	0	35:21
12/21	at CLE	16	10	6	0	50	259	5.20	19	12	0	95	0	2	35	29	164	5.70	3	5	35	0	0	24:37
12/28	PHI	20	7	11	2	73	331	4.50	35	23	0	211	0	5	51	33	120	3.60	2	4	40	2	1	35:15
1/4	NYJ	30	13	16	1	72	470	6.50	29	22	0	259	4	0	0	43	211	4.90	1	3	28	0	0	38:20
Totals:		374	146	196	32	1,082	6,397	5.91	495	344	10	3,683	29	40	298	547	2,714	4.59	30	101	848	19	9	--

OPPONENT'S		FIRST DOWNS				OFFENSE			NET PASSING				NET RUSHING				PEN.		FUMBLES					
DATE	OPP	T	R	P	PN	YDS	AVG	ATT	IN	YDS	TD	SK	YDS	ATT	YDS	AVG	TD	NO	YDS	NO	LOST	TOP		
9/7	BAL	19	10	8	1	50	432	8.60	19	14	0	194	2	2	15	29	238	8.20	3	7	51	2	1	25:11
9/14	at NYJ	11	5	5	1	47	154	3.30	22	10	0	54	1	4	29	21	100	4.80	0	5	35	3	1	21:39
9/18	MIA	19	8	11	0	59	276	4.70	34	22	1	146	2	0	0	25	130	5.20	1	6	57	1	0	28:13
9/28	NO	22	14	7	1	65	298	4.60	28	18	1	109	1	3	17	34	189	5.60	1	4	41	1	0	28:39
10/5	NE	21	5	13	3	56	338	6.00	30	22	0	267	0	4	6	22	71	3.20	2	8	93	2	1	25:29
10/13	at ATL	22	9	10	3	66	443	6.70	32	20	0	233	1	2	17	32	210	6.60	2	6	35	0	0	31:39
10/26	at CAR	19	5	11	3	59	244	4.10	24	16	1	130	0	7	45	28	114	4.10	1	4	20	3	2	26:28
11/2	KC	16	5	10	1	57	305	5.40	34	15	1	226	0	3	24	20	79	4.00	2	3	25	0	0	25:15
11/9	at MIA	19	9	9	1	53	370	7.00	21	15	2	173	2	0	0	32	197	6.20	2	5	35	0	0	28:37
11/16	TB	21	13	6	2	68	367	5.40	28	16	1	165	1	1	8	39	202	5.20	3	2	30	1	1	35:07
11/20	at HOU	15	6	7	2	56	261	4.70	30	16	0	153	2	0	0	26	108	4.20	0	5	40	0	0	27:38
11/30	at PIT	10	5	4	1	43	166	3.90	24	10	1	108	0	1	9	18	58	3.20	1	5	67	2	1	18:01
12/7	CIN	25	4	18	3	56	338	6.00	36	25	2	276	4	1	8	19	62	3.30	1	4	30	0	0	28:12
12/14	at NE	19	13	6	0	51	385	7.50	23	14	1	139	0	3	16	25	246	9.80	4	7	65	2	0	24:39
12/21	at CLE	22	12	8	2	64	294	4.60	30	20	2	134	1	3	23	31	160	5.20	1	5	44	1	0	35:23
12/28	PHI	11	4	6	1	54	190	3.50	27	13	0	108	1	1	2	26	82	3.20	0	3	36	0	0	24:45
1/4	NYJ	9	3	5	1	46	122	2.70	22	11	0	53	1	1	7	23	69	3.00	0	4	27	0	0	21:40
Totals:		300	130	144	26	950	4,983	5.25	464	277	13	2,668	19	36	226	450	2,315	4.71	24	83	731	18	7	--



2025 DRIVE CHART

GAME 1

BILLS				RAVENS			
RECEIVED	START	DRIVE	RESULT	RECEIVED	START	DRIVE	RESULT
1st - 15:00 (KO)	50	7-45, 3:41	TD	1st - 11:19 (KO)	BAL 31	12-35, 7:41	FG
1st - 3:38 (KO)	BUF 35	3-7, 1:59	PUNT	1st - 1:39 (PUNT)	BAL 15	6-85, 3:04	TD
2nd - 13:35 (KO)	BUF 23	3-4, 1:32	PUNT	2nd - 12:03 (PUNT)	BAL 31	4-69, 2:16	TD
2nd - 9:47 (KO)	BUF 30	13-63, 6:57	FG	2nd - 2:50 (KO)	BAL 46	8-23, 2:19	FG
2nd - 0:31 (KO)	BUF 27	4-48, 0:31	FG	3rd - 15:00 (KO)	BAL 35	4-65, 2:12	TD
3rd - 12:48 (KO)	BUF 40	9-33, 5:01	TD	3rd - 7:47 (KO)	BAL 33	3-0, 1:33	PUNT
3rd - 6:14 (PUNT)	BUF 16	6-21, 3:32	PUNT	3rd - 2:42 (PUNT)	BAL 32	3-68, 1:33	TD
3rd - 1:09 (KO)	BUF 16	8-84, 3:18	TD	4th - 12:51 (KO)	BAL 35	4-65, 1:09	TD
4th - 11:42 (KO)	BUF 28	5-19, 2:24	PUNT	4th - 9:18 (PUNT)	BAL 35	3-11, 2:02	PUNT
4th - 7:16 (KO)	BUF 20	10-72, 3:20	TD	4th - 3:56 (KO)	BAL 28	2-4, 0:50	FUMBLE
4th - 3:06 (FUMBLE)	BUF 30	4-30, 1:08	TD	4th - 1:58 (KO)	BAL 31	3-7, 0:32	PUNT
4th - 1:26 (PUNT)	BUF 20	9-71, 1:26	FG				

GAME 2

BILLS				JETS			
RECEIVED	START	DRIVE	RESULT	RECEIVED	START	DRIVE	RESULT
1st - 13:27 (PUNT)	BUF 19	12-73, 5:58	TD	1st - 15:00 (KO)	NYJ 36	3-(-1), 1:33	PUNT
1st - 7:14 (FUMBLE)	NYJ 24	6-14, 2:13	FG	1st - 7:29 (KO)	NYJ 19	1-1, 0:15	FUMBLE
1st - 2:33 (PUNT)	BUF 20	9-41, 3:31	FG	1st - 5:01 (KO)	NYJ 25	5-20, 2:28	PUNT
2nd - 11:45 (PUNT)	BUF 27	5-73, 2:55	TD	2nd - 14:02 (KO)	NYJ 32	3-(-7), 2:17	PUNT
2nd - 4:21 (KO)	BUF 25	7-47, 3:33	PUNT	2nd - 8:50 (KO)	NYJ 37	7-31, 4:29	FG
2nd - 0:10 (PUNT)	BUF 10	1-(-1), 0:10	HALF	2nd - 0:48 (PUNT)	NYJ 13	5-34, 0:38	PUNT
3rd - 15:00 (KO)	BUF 21	11-64, 5:59	FG	3rd - 9:01 (KO)	NYJ 19	3-9, 2:05	PUNT
3rd - 6:56 (PUNT)	BUF 21	12-74, 6:59	TD	4th - 14:57 (KO)	NYJ 33	3-(-9), 1:07	PUNT
4th - 13:50 (PUNT)	BUF 39	3-11, 1:47	PUNT	4th - 12:03 (PUNT)	NYJ 15	8-22, 3:40	PUNT
4th - 8:23 (PUNT)	BUF 15	3-2, 1:48	PUNT	4th - 6:35 (PUNT)	NYJ 46	10-54, 3:07	TD
4th - 3:28 (KO)	NYJ 44	5-7, 3:28	GAME				

GAME 3

BILLS				DOLPHINS			
RECEIVED	START	DRIVE	RESULT	RECEIVED	START	DRIVE	RESULT
1st - 8:31 (KO)	BUF 15	7-75, 5:26	TD	1st - 15:00 (KO)	BUF 47	10-52, 6:29	TD
1st - 2:24 (PUNT)	BUF 37	10-63, 5:30	TD	1st - 4:04 (KO)	MIA 15	3-7, 1:40	PUNT
2nd - 10:44 (PUNT)	BUF 27	9-52, 4:41	MISS FG	2nd - 11:54 (KO)	MIA 26	3-1, 1:10	PUNT
2nd - 0:08 (KO)	BUF 30	1-(-1), 0:08	HALF	2nd - 6:03 (MISS FG)	MIA 29	16-71, 5:55	TD
3rd - 15:00 (KO)	BUF 39	8-69, 4:37	TD	3rd - 10:23 (KO)	MIA 29	3-(-1), 1:39	PUNT
3rd - 8:44 (PUNT)	BUF 20	3-7, 2:11	PUNT	3rd - 6:33 (PUNT)	MIA 36	3-5, 1:01	PUNT
3rd - 5:32 (PUNT)	BUF 16	6-15, 2:34	PUNT	3rd - 2:58 (PUNT)	MIA 33	9-72, 5:40	TD
4th - 12:18 (KO)	BUF 35	9-50, 5:01	TD	4th - 7:17 (KO)	MIA 37	9-42, 4:17	INT
4th - 3:00 (INT)	BUF 41	6-39, 2:38	FG	4th - 0:22 (KO)	MIA 35	3-27, 0:22	GAME



2025 DRIVE CHART

GAME 4

BILLS				SAINTS			
RECEIVED	START	DRIVE	RESULT	RECEIVED	START	DRIVE	RESULT
1st - 15:00 (KO)	BUF 21	7-79, 4:11	TD	1st - 10:49 (KO)	NO 31	7-64, 4:03	TD
1st - 6:46 (KO)	BUF 34	7-66, 4:17	TD	1st - 2:29 (KO)	NO 13	8-47, 3:51	PUNT
2nd - 13:38 (PUNT)	BUF 13	3-(-1), 0:53	INT	2nd - 12:45 (INT)	BUF 49	3-2, 1:31	PUNT
2nd - 11:14 (PUNT)	BUF 3	5-16, 2:31	PUNT	2nd - 8:43 (PUNT)	BUF 49	7-13, 3:12	FG
2nd - 5:31 (KO)	BUF 28	3-(-16), 2:39	PUNT	2nd - 2:52 (PUNT)	BUF 40	8-35, 1:30	INT
2nd - 1:22 (INT)	BUF 3	3-14, 1:22	HALF	3rd - 15:00 (KO)	NO 32	4-19, 2:09	PUNT
3rd - 12:51 (PUNT)	BUF 20	9-90, 6:09	TD	3rd - 6:42 (KO)	NO 35	11-60, 6:28	TD
3rd - 0:14 (KO)	BUF 31	5-19, 2:22	DOWNS	4th - 12:52(DOWNS)	BUF 49	9-32, 3:59	FG
4th - 8:53 (KO)	BUF 40	4-60, 1:46	TD	4th - 7:07 (KO)	NO 31	6-28, 1:31	DOWNS
4th - 5:36 (DOWNS)	BUF 41	9-32, 3:27	FG	4th - 2:09 (KO)	NO 35	4-(-1), 0:25	DOWNS
4th - 1:44 (DOWNS)	NO 34	3-(-3), 1:44	GAME				

GAME 5

BILLS				PATRIOTS			
RECEIVED	START	DRIVE	RESULT	RECEIVED	START	DRIVE	RESULT
1st - 12:18 (PUNT)	BUF 14	6-40, 3:57	FUMBLE	1st - 15:00 (KO)	NE 30	4-16, 2:42	PUNT
1st - 8:11 (FUMBLE)	BUF 38	4-25, 1:54	PUNT	1st - 8:21 (FUMBLE)	BUF 47	1-7, 0:10	FUMBLE
1st - 2:17 (PUNT)	BUF 14	1-2, 0:33	FUMBLE	1st - 6:17 (PUNT)	NE 20	8-30, 4:00	PUNT
1st - 0:56 (KO)	BUF 33	11-59, 6:22	FG	1st - 1:44 (FUMBLE)	BUF 11	4-(-1), 0:48	FG
2nd - 6:24 (PUNT)	BUF 10	5-27, 4:02	PUNT	2nd - 9:34 (KO)	NE 28	5-20, 3:10	PUNT
3rd - 15:00 (KO)	BUF 29	10-66, 5:39	TD	2nd - 2:22 (PUNT)	NE 30	11-63, 2:22	FG
3rd - 6:34 (KO)	BUF 29	7-47, 3:41	INT	3rd - 9:21 (KO)	NE 26	5-69, 2:47	TD
4th - 12:10 (KO)	BUF 26	8-44, 4:33	TD	3rd - 2:53 (INT)	NE 10	11-90, 5:43	TD
4th - 5:52 (PUNT)	BUF 20	10-34, 3:35	FG	4th - 7:37 (KO)	NE 24	3-7, 1:45	PUNT
4th - 0:15 (KO)	BUF 18	1-13, 0:13	GAME	4th - 2:17 (KO)	NE 29	7-37, 2:02	FG

GAME 6

BILLS				FALCONS			
RECEIVED	START	DRIVE	RESULT	RECEIVED	START	DRIVE	RESULT
1st - 12:15 (KO)	BUF 27	6-83, 4:14	TD	1st - 15:00 (KO)	ATL 31	5-64, 2:45	TD
1st - 6:26 (PUNT)	BUF 26	3-0, 1:01	PUNT	1st - 8:01 (KO)	ATL 42	3-(-2), 1:35	PUNT
1st - 0:26 (KO)	BUF 26	7-17, 3:35	PUNT	1st - 5:25 (PUNT)	ATL 34	9-66, 4:59	TD
2nd - 11:09 (KO)	BUF 22	5-27, 3:00	PUNT	2nd - 11:51 (PUNT)	ATL 14	1-81, 0:42	TD
2nd - 1:56 (DOWNS)	BUF 34	3-4, 0:44	PUNT	2nd - 8:09 (PUNT)	ATL 5	11-62, 6:13	DOWNS
2nd - 0:15 (PUNT)	BUF 31	1-0, 0:05	INT	2nd - 1:12 (PUNT)	ATL 13	6-16, 0:57	PUNT
3rd - 15:00 (KO)	BUF 27	9-73, 5:37	TD	2nd - 0:10 (INT)	BUF 49	2-48, 0:10	HALF
3rd - 6:07 (PUNT)	BUF 20	8-24, 5:09	DOWNS	3rd - 9:23 (KO)	ATL 26	5-8, 3:16	PUNT
4th - 12:24 (BLOCK FG)	BUF 39	3-5, 2:07	PUNT	3rd - 0:58 (DOWNS)	ATL 47	8-25, 3:34	BLOCK FG
4th - 8:30 (PUNT)	BUF 33	3-0, 1:47	PUNT	4th - 10:17 (PUNT)	ATL 15	3-8, 1:47	PUNT
4th - 1:43 (KO)	BUF 30	6-54, 1:02	INT	4th - 6:43 (PUNT)	ATL 17	14-68, 5:00	FG
				4th - 0:41 (INT)	ATL 13	1-(-1), 0:41	GAME



2025 DRIVE CHART

GAME 7

BILLS				PANTHERS			
RECEIVED	START	DRIVE	RESULT	RECEIVED	START	DRIVE	RESULT
1st - 12:45 (PUNT)	BUF 24	11-49, 5:31	FG	1st - 15:00 (KO)	CAR 31	3-(-5), 2:15	PUNT
1st - 3:40 (FUMBLE)	BUF 17	12-63, 5:37	FG	1st - 7:14 (KO)	CAR 29	7-46, 3:34	FUMBLE
2nd - 8:58 (KO)	BUF 23	3-77, 1:35	TD	2nd - 13:03 (KO)	CAR 35	9-45, 4:05	FG
2nd - 5:42 (PUNT)	BUF 26	5-14, 2:22	PUNT	2nd - 7:23 (KO)	CAR 27	3-3, 1:41	PUNT
2nd - 1:52 (INT)	CAR 1	1-1, 0:02	TD	2nd - 3:20 (PUNT)	CAR 13	5-19, 1:28	INT
3rd - 15:00 (KO)	BUF 35	4-70, 2:42	TD	2nd - 1:50 (KO)	CAR 31	9-45, 1:50	MISS FG
3rd - 10:11 (PUNT)	BUF 12	9-88, 5:12	TD	3rd - 12:18 (KO)	CAR 35	4-(-3), 2:07	PUNT
3rd - 4:41 (FUMBLE)	CAR 19	6-19, 3:22	TD	3rd - 4:59 (KO)	CAR 29	1-(-4), 0:18	FUMBLE
4th - 10:33 (KO)	BUF 16	8-26, 5:36	PUNT	3rd - 1:19 (KO)	CAR 33	13-67, 5:46	TD
4th - 3:19 (PUNT)	BUF 27	3-3, 1:33	PUNT	4th - 4:57 (PUNT)	CAR 19	3-7, 1:38	PUNT
				4th - 1:46 (PUNT)	CAR 23	4-16, 1:46	GAME

GAME 8

BILLS				CHIEFS			
RECEIVED	START	DRIVE	RESULT	RECEIVED	START	DRIVE	RESULT
1st - 15:00 (KO)	BUF 16	11-79, 7:00	TD	1st - 8:00 (KO)	KC 33	3-3, 1:01	PUNT
1st - 6:59 (PUNT)	BUF 30	6-23, 2:42	DOWNS	1st - 4:17 (DOWNS)	KC 47	7-48, 4:21	TD
2nd - 14:56 (KO)	BUF 30	3-5, 2:09	PUNT	2nd - 12:47 (PUNT)	KC 36	7-36, 3:20	FG
2nd - 9:27 (KO)	BUF 30	5-80, 2:48	TD	2nd - 6:39 (KO)	KC 40	6-21, 2:27	DOWNS
2nd - 4:12 (DOWNS)	BUF 40	7-60, 2:39	TD	2nd - 1:33 (KO)	KC 33	7-66, 1:30	FG
2nd - 0:03 (KO)	BUF 35	1-(-1), 0:03	HALF	3rd - 15:00 (KO)	KC 31	3-3, 1:37	PUNT
3rd - 13:23 (PUNT)	BUF 17	8-35, 4:45	PUNT	3rd - 8:38 (PUNT)	KC 11	6-24, 3:07	PUNT
3rd - 5:31 (PUNT)	BUF 26	8-74, 3:57	TD	3rd - 1:34 (KO)	KC 34	11-66, 5:02	TD
4th - 11:32 (KO)	BUF 31	8-26, 5:36	PUNT	4th - 6:46 (PUNT)	KC 13	5-20, 2:28	INT
4th - 4:18 (INT)	BUF 33	9-33, 3:56	MISS FG	4th - 0:22 (MISS FG)	KC 42	4-18, 0:22	GAME

GAME 9

BILLS				DOLPHINS			
RECEIVED	START	DRIVE	RESULT	RECEIVED	START	DRIVE	RESULT
1st - 13:33 (INT)	BUF 25	3-9, 1:17	PUNT	1st - 15:00 (KO)	MIA 35	3-4, 1:27	INT
1st - 4:49 (KO)	BUF 29	6-22, 3:33	DOWNS	1st - 12:16 (PUNT)	MIA 8	12-77, 7:27	TD
2nd - 14:52 (KO)	BUF 31	3-0, 1:07	PUNT	1st - 1:16 (DOWNS)	MIA 49	3-51, 1:24	TD
2nd - 11:33 (PUNT)	BUF 15	6-55, 2:31	FUMBLE	2nd - 13:45 (PUNT)	MIA 23	3-8, 2:12	PUNT
2nd - 3:03 (KO)	BUF 31	3-(-3), 1:54	PUNT	2nd - 9:02 (FUMBLE)	MIA 5	10-67, 5:59	FG
2nd - 0:43 (PUNT)	BUF 20	3-7, 0:43	HALF	2nd - 1:09 (PUNT)	MIA 33	4-14, 0:26	PUNT
3rd - 15:00 (KO)	BUF 18	14-77, 9:01	INT	3rd - 5:59 (INT)	MIA 20	6-39, 3:59	PUNT
3rd - 2:00 (PUNT)	BUF 2	8-98, 4:24	TD	4th - 12:36 (KO)	MIA 22	6-12, 3:41	INT
4th - 8:55 (INT)	BUF 12	5-44, 1:45	FUMBLE	4th - 7:10 (FUMBLE)	MIA 38	2-62, 0:39	TD
4th - 6:31 (KO)	BUF 35	11-65, 2:55	TD	4th - 3:36 (KO)	BUF 37	3-37, 0:19	TD
4th - 3:17 (KO)	BUF 35	3-2, 2:13	PUNT	4th - 1:04 (PUNT)	MIA 2	2-(-1), 1:04	GAME



2025 DRIVE CHART

GAME 10

BILLS				BUCCANEERS			
RECEIVED	START	DRIVE	RESULT	RECEIVED	START	DRIVE	RESULT
1st - 10:37 (PUNT)	BUF 5	2-0, 0:11	INT	1st - 15:00 (KO)	TB 35	7-26, 4:23	PUNT
1st - 8:54 (KO)	TB 36	10-36, 4:45	TD	1st - 10:26 (INT)	BUF 7	4-2, 1:32	FG
2nd - 12:00 (KO)	BUF 33	6-67, 3:08	TD	1st - 4:09 (KO)	TB 31	11-64, 7:09	TD
2nd - 5:37 (KO)	BUF 49	4-8, 1:14	INT	2nd - 8:52 (KO)	TB 34	6-66, 3:15	TD
2nd - 1:08 (PUNT)	BUF 8	4-77, 0:32	TD	2nd - 4:23 (INT)	TB 32	6-25, 3:15	PUNT
3rd - 15:00 (KO)	BUF 44	3-11, 2:15	PUNT	2nd - 0:36 (KO)	TB 36	5-48, 0:36	FG
3rd - 7:26 (KO)	TB 46	5-25, 2:25	FG	3rd - 12:45 (PUNT)	TB 4	3-9, 1:33	PUNT
3rd - 3:53 (INT)	TB 25	1-25, 0:05	TD	3rd - 11:12 (FUMBLE)	BUF 43	7-43, 3:46	TD
4th - 13:38 (KO)	BUF 19	8-86, 4:32	TD	3rd - 5:01 (KO)	TB 28	3-4, 1:08	INT
4th - 7:15 (PUNT)	BUF 15	8-70, 4:40	TD	3rd - 3:48 (KO)	TB 38	9-62, 5:10	TD
4th - 1:44 (FUMBLE)	BUF 39	3-9, 1:06	PUNT	4th - 9:06 (KO)	TB 31	3-8, 1:51	PUNT
				4th - 2:35 (KO)	TB 35	5-11, 0:51	FUMBLE
				4th - 0:38 (PUNT)	TB 20	1-(-1), 0:38	GAME

GAME 11

BILLS				TEXANS			
RECEIVED	START	DRIVE	RESULT	RECEIVED	START	DRIVE	RESULT
1st - 13:55 (PUNT)	BUF 19	10-81, 4:44	TD	1st - 15:00 (KO)	HOU 22	3-6, 1:05	PUNT
1st - 4:32 (KO)	BUF 12	3-6, 1:52	PUNT	1st - 9:11 (KO)	HOU 41	10-54, 4:39	FG
1st - 1:38 (PUNT)	BUF 5	13-69, 7:03	FG	1st - 2:40 (PUNT)	HOU 34	3-4, 1:02	PUNT
2nd - 3:47 (KO)	BUF 25	1-0, 0:21	INT	2nd - 9:35 (KO)	HOU 23	12-57, 5:48	TD
2nd - 1:56 (KO)		0-0, 0:13	TD	2nd - 3:26 (INT)	BUF 30	4-5, 1:30	FG
2nd - 0:05 (KO)	BUF 35	1-(-1), 0:05	HALF	2nd - 1:43 (KO)	HOU 25	6-75, 1:38	TD
3rd - 15:00 (KO)	BUF 20	5-5, 3:49	PUNT	3rd - 11:11 (PUNT)	HOU 31	3-9, 2:08	PUNT
3rd - 9:03 (PUNT)	BUF 10	3-(-1), 1:34	PUNT	3rd - 7:29 (PUNT)	HOU 47	3-8, 1:42	PUNT
3rd - 5:47 (PUNT)	BUF 8	3-20, 1:38	FUMBLE	3rd - 4:09 (FUMBLE)	BUF 22	7-19, 3:52	FG
3rd - 0:17 (KO)	BUF 35	9-40, 5:08	DOWNS	4th - 10:09 (DOWNS)	HOU 25	3-1, 1:00	PUNT
4th - 9:09 (PUNT)	BUF 38	7-42, 3:25	FG	4th - 5:44 (KO)	HOU 21	4-24, 2:56	PUNT
4th - 2:48 (PUNT)	BUF 18	13-65, 2:30	INT	4th - 0:18 (INT)	HOU 9	1-(-1), 0:18	GAME

GAME 12

BILLS				STEELERS			
RECEIVED	START	DRIVE	RESULT	RECEIVED	START	DRIVE	RESULT
1st - 15:00 (KO)	BUF 23	7-40, 3:49	INT	1st - 11:11 (INT)	PIT 35	6-12, 3:40	PUNT
1st - 7:31 (PUNT)	BUF 18	7-45, 4:12	PUNT	1st - 3:19 (PUNT)	PIT 20	3-6, 1:38	PUNT
1st - 1:41 (PUNT)	BUF 13	3-6, 1:35	PUNT	1st - 0:06 (PUNT)	PIT 41	5-13, 1:14	PUNT
2nd - 13:52 (PUNT)	BUF 20	6-20, 3:20	FUMBLE	2nd - 10:32(FUMBLE)	BUF 39	6-39, 2:23	TD
2nd - 8:09 (KO)	BUF 31	16-65, 7:18	FG	2nd - 0:51 (KO)	PIT 13	2-17, 0:51	HALF
3rd - 13:16 (INT)	BUF 44	8-56, 4:27	TD	3rd - 15:00 (KO)	PIT 26	1-(-9), 0:16	FUMBLE
3rd - 7:22 (PUNT)	BUF 17	15-83, 8:14	TD	3rd - 14:44 (KO)	PIT 18	4-3, 1:28	INT
4th - 10:11 (DOWNS)	BUF 9	14-57, 9:04	FG	3rd - 8:49 (KO)	PIT 25	3-9, 1:27	PUNT
				4th - 14:08 (KO)	PIT 34	10-57, 3:57	DOWNS
				4th - 1:07 (KO)	PIT 28	3-3, 1:07	GAME



2025 DRIVE CHART

GAME 13

BILLS				BENGALS			
RECEIVED	START	DRIVE	RESULT	RECEIVED	START	DRIVE	RESULT
1st - 6:44 (KO)	BUF 23	8-69, 4:50	FG	1st - 15:00 (KO)	CIN 33	14-67, 8:16	TD
2nd - 13:33 (KO)	BUF 30	12-70, 6:06	TD	1st - 1:54 (KO)	CIN 45	6-55, 3:21	TD
2nd - 3:18 (KO)	BUF 32	5-30, 2:07	DOWNS	2nd - 7:27 (KO)	CIN 31	8-36, 4:09	TD
2nd - 0:10 (PUNT)	BUF 26	1-(-1), 0:10	HALF	2nd - 1:11 (DOWNS)	CIN 44	4-3, 1:01	PUNT
3rd - 15:00 (KO)	BUF 25	9-56, 5:40	TD	3rd - 9:20 (KO)	CIN 27	3-2, 1:11	PUNT
3rd - 8:09 (PUNT)	BUF 28	12-75, 7:23	FUMBLE	3rd - 0:46 (FUMBLE)	CIN 20	12-75, 7:02	TD
4th - 8:44 (KO)	BUF 32	4-68, 1:11	TD	4th - 7:33 (KO)	CIN 33	4-34, 2:08	INT
4th - 5:11 (INT)	CIN 29	5-39, 2:08	TD	4th - 5:25 (KO)	CIN 34	1-0, 0:14	INT
4th - 2:13 (KO)	BUF 30	5-10, 2:13	GAME	4th - 3:03 (KO)	CIN 34	4-66, 0:50	TD

GAME 14

BILLS				PATRIOTS			
RECEIVED	START	DRIVE	RESULT	RECEIVED	START	DRIVE	RESULT
1st - 10:21 (KO)	NE 49	3-5, 1:14	PUNT	1st - 15:00 (KO)	NE 27	8-73, 4:39	TD
1st - 6:18 (PUNT)	BUF 17	3-0, 2:35	PUNT	1st - 9:07 (PUNT)	NE 12	5-21, 2:49	PUNT
1st - 0:25 (KO)	BUF 30	8-29, 4:55	PUNT	1st - 3:43 (PUNT)	50	6-50, 3:18	TD
2nd - 5:53 (KO)	NE 42	7-42, 3:57	TD	2nd - 10:30 (PUNT)	NE 6	8-94, 4:37	TD
3rd - 15:00 (KO)	NE 44	6-44, 3:31	TD	2nd - 1:56 (KO)	NE 35	7-47, 1:56	FG
3rd - 9:18 (PUNT)	BUF 30	11-65, 5:29	TD	3rd - 11:29 (KO)	NE 26	3-(-6), 2:11	PUNT
3rd - 1:30 (INT)	BUF 9	13-101, 6:27	TD	3rd - 3:49 (KO)	NE 19	7-38, 2:19	INT
4th - 9:49 (KO)	BUF 35	7-50, 3:01	TD	4th - 10:03 (KO)	NE 35	1-65, 0:14	TD
4th - 5:08 (PUNT)	BUF 29	3-6, 2:25	PUNT	4th - 6:48 (KO)	NE 27	3-(-2), 1:40	PUNT
4th - 1:47 (DOWNS)	NE 22	6-7, 1:47	GAME	4th - 2:43 (PUNT)	NE 17	4-5, 0:56	DOWNS

GAME 15

BILLS				BROWNS			
RECEIVED	START	DRIVE	RESULT	RECEIVED	START	DRIVE	RESULT
1st - 10:42 (KO)	BUF 20	5-80, 2:55	TD	1st - 15:00 (KO)	CLE 31	8-69, 4:39	TD
1st - 2:55 (INT)	BUF 39	9-61, 5:01	TD	1st - 7:47 (KO)	CLE 37	6-42, 4:52	INT
2nd - 5:38 (KO)	BUF 32	7-68, 3:15	TD	2nd - 12:54 (KO)	CLE 29	13-65, 7:16	FG
2nd - 1:36 (PUNT)	BUF 14	3-(-12), 1:30	PUNT	2nd - 2:23 (KO)	CLE 40	3-(-2), 0:47	PUNT
3rd - 15:00 (KO)	BUF 30	3-8, 2:14	PUNT	2nd - 0:06 (PUNT)	BUF 30	2-0, 0:06	HALF
3rd - 10:39 (INT)	CLE 25	4-2, 1:02	FG	3rd - 12:46 (PUNT)	CLE 20	4-12, 2:07	INT
3rd - 1:36 (KO)	BUF 31	7-36, 3:06	DOWNS	3rd - 9:37 (KO)	CLE 33	14-67, 8:01	TD
4th - 8:46 (KO)	BUF 35	3-(-12), 1:41	PUNT	4th - 13:30 (DOWNS)	CLE 34	8-43, 4:44	FG
4th - 5:02 (DOWNS)	CLE 30	5-19, 2:15	DOWNS	4th - 7:05 (PUNT)	CLE 36	4-(-5), 2:03	DOWNS
4th - 1:38 (PUNT)	CLE 49	5-9, 1:38	GAME	4th - 2:47 (DOWNS)	CLE 12	4-3, 1:09	PUNT



2025 DRIVE CHART

GAME 16

BILLS				EAGLES			
RECEIVED	START	DRIVE	RESULT	RECEIVED	START	DRIVE	RESULT
1st - 13:45 (PUNT)	BUF 10	8-26, 5:07	PUNT	1st - 15:00 (KO)	PHI 28	3-8, 1:15	PUNT
1st - 5:56 (PUNT)	BUF 26	4-46, 1:53	FUMBLE	1st - 8:38 (PUNT)	PHI 13	5-17, 2:42	PUNT
1st - 0:35 (KO)	BUF 20	9-46, 4:38	PUNT	1st - 4:03 (FUMBLE)	BUF 45	7-45, 3:28	TD
2nd - 5:03 (KO)	BUF 32	3-(-2), 2:14	PUNT	2nd - 10:57 (PUNT)	PHI 23	13-43, 5:54	FG
2nd - 0:08 (KO)	BUF 25	1-(-1), 0:08	HALF	2nd - 2:49 (PUNT)	PHI 29	10-61, 2:41	FG
3rd - 15:00 (KO)	BUF 20	3-9, 1:35	PUNT	3rd - 13:25 (PUNT)	PHI 22	5-13, 2:27	PUNT
3rd - 10:58 (PUNT)	BUF 20	8-28, 4:30	PUNT	3rd - 6:28 (PUNT)	PHI 16	3-0, 0:25	PUNT
3rd - 6:03 (PUNT)	BUF 32	8-41, 3:47	DOWNS	3rd - 2:16 (DOWNS)	PHI 1	3-2, 2:12	PUNT
3rd - 0:04 (PUNT)	PHI 41	5-(-5), 2:16	PUNT	4th - 12:48 (PUNT)	PHI 20	3-4, 1:46	PUNT
4th - 11:02 (PUNT)	BUF 46	11-54, 5:51	TD	4th - 5:11 (KO)	PHI 30	3-(-2), 1:50	PUNT
4th - 3:21 (PUNT)	BUF 17	13-83, 3:16	TD	4th - 0:05 (KO)	BUF 48	1-(-1), 0:05	GAME

GAME 17

BILLS				JETS			
RECEIVED	START	DRIVE	RESULT	RECEIVED	START	DRIVE	RESULT
1st - 15:00 (KO)	BUF 20	11-80, 6:43	TD	1st - 8:17 (KO)	NYJ 35	3-5, 1:48	PUNT
1st - 6:29 (PUNT)	BUF 32	5-35, 1:58	DOWNS	1st - 4:31 (DOWNS)	NYJ 33	3-4, 1:27	PUNT
2nd - 3:04 (PUNT)	BUF 16	13-82, 6:21	TD	2nd - 11:43 (KO)	NYJ 31	7-20, 3:52	DOWNS
2nd - 7:51 (DOWNS)	BUF 49	5-51, 2:53	TD	2nd - 4:58 (KO)	NYJ 25	13-34, 4:33	PUNT
2nd - 0:25 (PUNT)	BUF 2	2-2, 0:25	HALF	3rd - 15:00 (KO)	NYJ 30	4-9, 2:11	DOWNS
3rd - 12:49 (DOWNS)	BUF 46	11-54, 5:03	TD	3rd - 7:46 (KO)	NYJ 36	3-(-4), 1:03	PUNT
3rd - 6:43 (PUNT)	BUF 32	8-65, 4:29	DOWNS	3rd - 2:14 (DOWNS)	NYJ 3	3-9, 2:14	PUNT
4th - 15:00 (PUNT)	BUF 45	5-55, 2:55	TD	4th - 12:05 (KO)	BUF 48	10-45, 4:32	TD
4th - 7:33 (KO)	BUF 23	12-46, 7:33	GAME				



2025 MISCELLANEOUS STATS

BILLS WEEKLY NFL RANKINGS

WEEK	OFFENSE			DEFENSE		
	Rush	Pass	Total	Rush	Pass	Total
Week 1 vs. BAL	15	1	1	32	16	30†
Week 2 at NYJ	2	2†	1	31	1	8
Week 3 vs. MIA	1	5	1	32	2	9
Week 4 vs. NO	1	6	2	31	1	11
Week 5 vs. NE	2	7†	3	28	2	9
Week 6 at ATL	2†	13	3	30	4	17
Week 7 (BYE)	1	11	3	31	2	15
Week 8 at CAR	1	15	3	31	2	12
Week 9 vs. KC	1	14	1	28	2	12
Week 10 at MIA	1	12	2	30	3	14
Week 11 vs. TB	1	8	2	31	2	13
Week 12 at HOU	1	9	3	30	1	13
Week 13 at PIT	1	10	2	30	1	8
Week 14 vs. CIN	1	11	2	28	2	10
Week 15 at NE	1	13	3	30	2	12
Week 16 vs. CLE	1	18	4	30	2	11
Week 17 vs. PHI	2	18	5	29	1	8
Week 18 vs. NYJ	1	15	4	28	1	7

PENALTY BREAKDOWN

UNIT	BILLS	OPPONENT
Total Penalties	101	83
Offensive	44	30
Defensive	33	35
Special Teams	24	18

REPLAY CHALLENGES

	Challenges	Overturned
Bills	4	3
Opponents	4	3

FUMBLES/LOST

J. Allen (7/3), B. Codrington (1/0), K. Coleman (1/1), J. Cook (6/3), M. Hardman (1/1), T. Johnson (1/0), D. Kincaid (1/0), K. Shakir (1/1)

LONGEST DRIVES

	BILLS	OPPONENTS
MOST PLAYS	16 11/30 at PIT Field Goal	16 9/18 vs. MIA Touchdown
MOST YARDS	98 11/9 at MIA Touchdown	92 11/9 at MIA Touchdown
MOST TIME	9:04 11/30 at PIT Field Goal	8:01 12/21 at CLE Touchdown

LONGEST TOUCHDOWN DRIVES

	BILLS	OPPONENTS
MOST PLAYS	15 11/30 at PIT Touchdown	16 9/18 vs. MIA Touchdown
MOST YARDS	98 11/9 at MIA Touchdown	92 11/9 at MIA Touchdown
MOST TIME	8:14 11/30 at PIT Touchdown	8:01 12/21 at CLE Touchdown

FIRST DOWNS GAINED

Player	Rush	Rec.	Total
Josh Allen	46	0	223
James Cook	68	11	79
Khalil Shakir	0	28	28
Dalton Kincaid	0	27	27
Keon Coleman	0	26	26
Dawson Knox	0	23	23
Ty Johnson	13	11	24
Ray Davis	15	7	22
Mitch Trubisky	0	0	19
Joshua Palmer	0	14	14
Jackson Hawes	0	13	13
Tyrell Shavers	0	11	11
Gabe Davis	0	8	8
Elijah Moore	3	4	7
Curtis Samuel	0	5	5
Brandin Cooks	0	4	4
Keleki Latu	0	3	3
Reggie Gilliam	1	1	2



2025 BIG PLAYS

25+ YARDS PASSING, 10+ YARDS RUSHING

BILLS					OPPONENT				
DATE	OPP.	PLAY	RUN	PASS	DATE	OPP.	PLAY	RUN	PASS
Sep. 7	BAL	Ty Johnson run	17		Sep. 7	BAL	Lamar Jackson run	11	
		Josh Allen to Khalil Shakir		26			Derrick Henry run	11	
		James Cook III run	11				Lamar Jackson run	17	
		Josh Allen to James Cook III		51			Derrick Henry run	30t	
		Josh Allen to Jackson Hawes		29			Derrick Henry run	49	
		Josh Allen to Joshua Palmer		32			Lamar Jackson run	10t	
		Josh Allen to Keon Coleman		25			Derrick Henry run	17	
Sep. 14	at NYJ	Josh Allen run	40				Lamar Jackson to Zay Flowers		39
		Mitchell Trubisky to Joshua Palmer		32			Lamar Jackson to Zay Flowers		36
		James Cook III run	44t				Lamar Jackson to Deandre Hopkins		29t
		Josh Allen to Elijah Moore		31			Lamar Jackson run	19	
		James Cook III run	14				Derrick Henry run	46t	
Sep. 18	MIA	James Cook III run	16				Lamar Jackson run	13	
		James Cook III run	11		Sep. 14	at NYJ	Breece Hall run	12	
		Elijah Moore run	11				Justin Fields run	11	
		James Cook III run	26				Justin Fields run	27	
		Josh Allen run	19				Tyrod Taylor	15	
		James Cook III run	11		Sep. 18	MIA	De'Von Achane run	11	
		Josh Allen to Elijah Moore		30			Ollie Gordon II run	16	
Sep. 28	NO	Josh Allen to Khalil Shakir		43t			De'Von Achane run	14	
		James Cook III run	10				Malik Washington run	14	
		James Cook III run	15		Sep. 28	NO	Spencer Rattler run	15	
		James Cook III run	11				Kendre Miller run	18t	
		Josh Allen run	27				Alvin Kamara run	17	
		Josh Allen to Dalton Kincaid		28t			Kendre Miller run	13	
		Josh Allen run	15				Alvin Kamara run	12	
Oct. 5	NE	Josh Allen run	19				Spencer Rattler run	11	
		Josh Allen run	10				Alvin Kamara run	12	
Oct. 13	at ATL	Josh Allen to Joshua Palmer		45			Kendre Miller run	13	
		James Cook III run	14		Oct. 5	NE	TreVeyon Henderson run	13	
		James Cook III run	12				Drake Maye to Stefon Diggs		32
		Josh Allen run	24				Drake Maye to Stefon Diggs		30
Oct. 26	at CAR	James Cook III run	12		Oct. 13	at ATL	Tyler Allgeier run	21t	
		James Cook III run	11				Bijan Robinson run	22	
		James Cook III run	24				Bijan Robinson run	81t	
		James Cook III run	64t				Michael Penix Jr. to Drake London		26
		Josh Allen to Khalil Shakir		54t			Michael Penix Jr. to Drake London		39
		James Cook III run	12				Bijan Robinson run	11	
		James Cook III run	10		Oct. 26	at CAR	Rico Dowdle run	24	
		James Cook III run	21t				Rico Dowdle run	12	
Nov. 2	KC	James Cook III run	17		Nov. 2	KC	Kareem Hunt run	13	
		Josh Allen to Dalton Kincaid		47			Patrick Mahomes to Marquise Brown		40
		James Cook III run	16				Patrick Mahomes to Travis Kelce		28
		Josh Allen to Dawson Knox		30			Patrick Mahomes to Marquise Brown		33
		Josh Allen run	11				Patrick Mahomes to Rashee Rice		29
		Josh Allen to Elijah Moore		28					
		James Cook III run	14						



2025 BIG PLAYS

25+ YARDS PASSING, 10+ YARDS RUSHING

BILLS					OPPONENT				
DATE	OPP.	PLAY	RUN	PASS	DATE	OPP.	PLAY	RUN	PASS
Nov. 9	at MIA	James Cook III run	14		Nov. 9	at MIA	De'Von Achane run	15	
		Josh Allen to Keon Coleman		35t			Tua Tagovailoa to Jaylen Waddle		38t
		Josh Allen run	15				De'Von Achane run	14	
		Josh Allen to Jackson Hawes		26t			Jaylen Wright run	18	
Nov. 16	TB	Josh Allen to Tyrell Shavers		43t			De'Von Achane run	13	
		Josh Allen to Ty Johnson		52t			De'Von Achane run	59t	
		Josh Allen run	12				De'Von Achane run	35t	
		Josh Allen to James Cook III		25t	Nov. 16	TB	Rachaad White run	12	
Nov. 20	at HOU	James Cook III run	45t				Baker Mayfield run	13	
		James Cook III run	13				Sean Tucker run	43t	
		Josh Allen run	14				Rachaad White run	11	
		James Cook III run	20				Sean Tucker run	14	
		Josh Allen to Khalil Shakir		44			Baker Mayfield to Sean Tucker		28t
		Josh Allen to Joshua Palmer lateral Khalil Shakir		44	Nov. 20	at HOU	Woody Marks run	12	
Nov. 30	at PIT	James Cook III run	19				Woody Marks run	19	
		Ray Davis run	15				Woody Marks run	10	
		Ray Davis run	12				Davis Mills to Christian Kirk		33
		James Cook III run	14		Nov. 30	at PIT	Jaylen Warren run	12	
		James Cook III run	31				Kenneth Gainwell run	11	
		Josh Allen run	11				Jaylen Warren run	12	
		Ray Davis run	13				Aaron Rodgers to Darnell Washington		26
		Ray Davis run	10		Dec. 7	CIN	Joe Burrow to Mike Gesicki		37
Dec. 7	CIN	Josh Allen to Dawson Knox		32			Joe Burrow to Tee Higgins		25t
		Ty Johnson run	23		Dec. 14	at NE	Rhamondre Stevenson run	15	
		James Cook III run	18				Drake Maye to Kayshon Boutte		30
		Josh Allen run	16				Drake Maye run	17	
		Josh Allen to James Cook III		27			TreVeyon Henderson run	52t	
		Josh Allen run	40t				Drake Maye run	11	
		Josh Allen to Dawson Knox		31			Rhamondre Stevenson	11	
		Josh Allen run	17				TreVeyon Henderson	65t	
Dec. 14	at NE	James Cook III run	12		Dec. 21	at CLE	Malachi Corley run	14	
		James Cook III run	11				Shedeur Sanders run	13	
		Josh Allen run	20				Shedeur Sanders run	16	
		James Cook III run	11t				Malachi Corley run	12	
		Josh Allen to Khalil Shakir		37			Shedeur Sanders run	14	
Dec. 21	at CLE	James Cook III run	15				Shedeur Sanders to Trayveon Williams		26
		James Cook III run	44t				Trayveon Williams run	11	
		James Cook III run	13		Dec. 28	PHI	Jalen Hurts to A.J. Brown		27
Dec. 29	PHI	James Cook III run	10				Saquon Barkley run	16	
		Josh Allen to Brandin Cooks		50			Saquon Barkley run	10	
		Josh Allen run	17						
		James Cook III run	10						
		Josh Allen to Tyrell Shavers		32					
		Josh Allen to Tyrell Shavers lateral Ty Johnson		26					
		Josh Allen to Brandin Cooks		36					



2025 BIG PLAYS

25+ YARDS PASSING, 10+ YARDS RUSHING

BILLS					OPPONENT				
DATE	OPP.	PLAY	RUN	PASS	DATE	OPP.	PLAY	RUN	PASS
Jan. 4	NYJ	James Cook III run	10						
		Ray Davis run	17						
		Mitch Trubisky to Dalton Kincaid		26					
		Ray Davis run	14						
		Mitch Trubisky to Keon Coleman		37					
		Ray Davis run	23						
		Ray Davis run	12						



2025 THIRD DOWN & RED ZONE

BILLS THIRD-AND...						
Date	Opp.	1-3	4-6	7-9	10+	TOTAL
9/7	BAL	5-6	1-2	1-4	0-3	7-15
9/14	at NYJ	1-3	0-1	3-6	1-4	5-14
9/18	MIA	6-6	0-0	0-4	0-1	6-11
9/28	NO	0-2	2-4	1-1	0-3	3-10
10/5	NE	2-3	3-3	0-1	0-2	5-9
10/13	at ATL	0-2	0-1	0-2	2-4	2-9
10/26	at CAR	3-3	0-2	3-4	1-3	7-12
11/2	KC	5-6	1-1	1-3	0-2	7-12
11/9	at MIA	2-4	2-4	0-2	1-5	5-15
11/16	TB	3-3	2-5	0-0	1-3	6-11
11/20	at HOU	2-6	0-4	1-1	2-5	5-16
11/30	at PIT	5-7	0-2	3-5	0-1	8-15
12/7	CIN	3-6	2-3	0-1	1-1	6-11
12/14	at NE	5-6	1-3	1-2	1-3	8-14
12/21	at CLE	2-2	0-3	0-2	0-1	2-8
12/28	PHI	3-6	2-2	1-5	0-2	6-15
1/4	NYJ	3-6	3-4	0-1	0-2	6-13
	TOTALS	50-77	18-44	15-44	10-45	94-210
	PCT.	64.9%	40.9%	34.1%	22.2%	44.7%

OPPONENTS THIRD-AND...						
Date	Opp.	1-3	4-6	7-9	10+	TOTAL
9/7	BAL	3-3	1-1	1-3	1-4	6-11
9/14	at NYJ	0-2	0-3	0-0	0-6	0-11
9/18	MIA	4-4	2-4	2-3	2-4	10-15
9/28	NO	4-4	0-2	1-4	0-3	5-13
10/5	NE	1-2	0-2	2-4	0-1	3-9
10/13	at ATL	3-4	0-0	2-3	0-5	5-12
10/26	at CAR	1-1	1-3	0-2	2-5	4-11
11/2	KC	1-4	0-0	1-3	1-6	3-13
11/9	at MIA	1-1	1-1	1-2	0-5	3-9
11/16	TB	6-7	1-4	0-2	2-3	9-16
11/20	at HOU	2-3	0-5	0-1	0-3	2-12
11/30	at PIT	2-2	0-1	1-4	0-2	3-9
12/7	CIN	2-2	5-5	1-2	2-3	10-12
12/14	at NE	3-4	1-2	1-2	0-2	5-10
12/21	at CLE	5-6	1-2	1-1	1-5	8-14
12/28	PHI	1-1	1-3	0-3	1-6	3-13
1/4	NYJ	2-3	2-5	0-1	1-4	5-13
	TOTALS	41-53	16-43	14-40	13-67	84-203
	PCT.	77.4%	37.2%	35%	19.4%	41.4%

BILLS RED ZONE						
Date	Opp.	ATT	TD	FG	PTS	TD%
9/7	BAL	7	5	2	38	71.4%
9/14	at NYJ	4	2	2	20	50%
9/18	MIA	4	3	0	21	75%
9/28	NO	3	2	1	17	66.7%
10/5	NE	4	2	1	17	50%
10/13	at ATL	3	2	0	14	66.7%
10/26	at CAR	3	2	1	17	66.7%
11/2	KC	3	3	0	21	100%
11/9	at MIA	1	0	0	0	0%
11/16	TB	4	3	1	23	75%
11/20	at HOU	2	0	1	3	0%
11/30	at PIT	4	2	2	20	50%
12/7	CIN	5	3	1	25	60%
12/14	at NE	6	5	0	35	83.3%
12/21	at CLE	3	2	0	13	66.7%
12/28	PHI	3	2	0	12	66.7%
1/4	NYJ	6	5	0	35	83.3%
	TOTALS	65	43	12	331	66.2%

OPPONENTS RED ZONE						
Date	Opp.	ATT	TD	FG	PTS	TD%
9/7	BAL	3	1	2	13	33.3%
9/14	at NYJ	1	1	0	7	100%
9/18	MIA	3	3	0	21	100%
9/28	NO	4	2	1	16	50%
10/5	NE	4	2	2	20	50%
10/13	at ATL	3	1	1	10	33.3%
10/26	at CAR	2	1	0	6	50%
11/2	KC	3	2	1	18	66.7%
11/9	at MIA	1	1	0	7	100%
11/16	TB	4	2	2	20	50%
11/20	at HOU	4	2	2	16	50%
11/30	at PIT	2	1	0	7	50%
12/7	CIN	3	3	0	21	100%
12/14	at NE	3	2	1	17	66.7%
12/21	at CLE	4	2	2	20	50%
12/28	PHI	2	1	1	10	50%
1/4	NYJ	1	1	0	8	100%
	TOTALS	47	28	15	229	59.6%



2025 TURNOVER BREAKDOWN

BILLS TAKEAWAYS

DATE	OPP.	TURNOVER	YARD LINE	QTR	RESULT
Sep. 7	BAL	Terrel Bernard fumble recovery (Derrick Henry)	BAL 30	4th	TD
Sep. 14	at NYJ	A.J. Epenesa fumble recovery (Justin Fields)	NYJ 24	1st	FG
Sep. 18	MIA	Terrel Bernard INT (Tua Tagovailoa)	BUF 17	4th	FG
Sep. 28	NO	Cole Bishop INT (Chris Olave)	BUF 3	2nd	HALF
Oct. 5	NE	Terrel Bernard fumble recovery (Rhamondre Stevenson)	BUF 38	1st	PUNT
Oct. 26	at CAR	Christian Benford fumble recovery (Andy Dalton)	BUF 17	1st	FG
		A.J. Epenesa INT (Andy Dalton)	CAR 25	2nd	TD
		Deone Walker fumble recovery (Andy Dalton)	CAR 24	3rd	TD
Nov. 2	KC	Maxwell Hairston INT (Patrick Mahomes)	BUF 33	4th	MISS FG
Nov. 9	at MIA	Cole Bishop INT (Tua Tagovailoa)	BUF 25	1st	PUNT
		Maxwell Hairston INT (Tua Tagovailoa)	BUF 12	4th	FUMBLE
Nov. 16	TB	Cole Bishop INT (Baker Mayfield)	TB 25	3rd	TD
		Dorian Williams fumble recovery (Baker Mayfield)	BUF 39	4th	PUNT
Nov. 30	at PIT	Christian Benford fumble recovery (Aaron Rodgers)	PIT 26	3rd	TD (6)
		Christian Benford INT (Mason Rudolph)	PIT 36	3rd	TD
Dec. 7	CIN	Christian Benford INT (Joe Burrow)	BUF 37	4th	TD (6)
		A.J. Epenesa INT (Joe Burrow)	CIN 29	4th	TD
Dec. 14	at NE	Tre'Davious White INT (Drake Maye)	BUF 9	3rd	TD
Dec. 7	CIN	Jordan Poyer INT (Shadeur Sanders)	BUF 39	1st	TD
		DaQuan INT (Shadeur Sanders)	CLE 25	3rd	FG

TOTALS: 20 takeaways for 79 points

BILLS GIVEAWAYS

DATE	OPP.	TURNOVER	YARD LINE	QTR	RESULT
Sep. 28	NO	Josh Allen interception	BUF 49	2nd	PUNT
Oct. 5	NE	Josh Allen fumble	BUF 47	1st	FUMBLE
		Keon Coleman fumble	BUF 11	1st	FG
		Josh Allen interception	NE 10	3rd	TD
Oct. 13	at ATL	Josh Allen interception	BUF 49	2nd	HALF
		Josh Allen interception	ATL 13	4th	GAME
Nov. 9	at MIA	James Cook III fumble	MIA 5	2nd	FG
		Josh Allen interception	MIA 20	3rd	PUNT
		Josh Allen fumble	MIA 38	4th	TD
Nov. 16	TB	Josh Allen interception	BUF 7	1st	FG
		Josh Allen interception	TB 32	2nd	PUNT
		Mecole Hardman Jr. fumble	BUF 43	3rd	TD
Nov. 20	at HOU	Josh Allen interception	BUF 30	2nd	FG
		Khalil Shakir fumble	BUF 22	3rd	FG
		Josh Allen interception	HOU 9	4th	GAME
Nov. 30	at PIT	Josh Allen interception	PIT 42	1st	PUNT
		James Cook III fumble	BUF 45	2nd	TD
Dec. 7	CIN	James Cook III fumble	CIN 2	3rd	TD
Dec. 28	PHI	Josh Allen fumble	PHI 28	1st	TD

TOTALS: 19 giveaways for 57 points



THE LAST TIME...

BY BILLS	GMS SINCE	DATE/OPPONENT
Last Safety:	18	12/29/2024 vs. NYJ (A.J. Epenesa)
Last Own FG Blocked:	39	11/26/2023 at PHI (Tyler Bass; 34 yds)
Last Missed PAT:	1	12/28/2025 vs. PHI
Last Own PAT Blocked:	1	12/28/2025 vs. PHI
Last 2-pt Conversion:	0	01/04/2026 vs. NYJ
Last Opening-Drive TD:	0	01/04/2026 vs. NYJ
Last Turnover on Red-Zone Drive:	4	12/07/2025 vs. CIN (Fumble)
Last Shutout of Opp:	80	10/03/2021 vs. HOU (W, 40-0)
Last Shutout of Opp in 1st Half:	0	01/04/2025 vs. NYJ (W, 35-8)
Last 40+ Point Game:	7	11/16/2025 vs. TB (W, 44-32)
Last 50+ Point Game:	84	01/02/2021 vs. MIA (W, 56-26)
Last 300+ Yd Passer:	7	11/16/2025 vs. TB (Josh Allen; 317)
Last 100+ Yd Rusher:	0	01/04/2026 vs. NYJ (Ray Davis; 151)
Last 100+ Yd Receiver:	1	12/28/2025 vs. PHI (Brandin Cooks; 101)
Last Rush of 50+ Yds:	10	10/26/2025 at CAR (James Cook III; 64 TD)
Last Completion of 50+ yds:	1	12/28/2025 vs. PHI (J. Allen to B. Cooks; 50)
Last TD Pass of 40+ yds:	7	11/16/2025 vs. TB (J. Allen to T. Johnson; 52)
Last TD Rush of 20+ yds:	2	12/21/2025 at CLE (James Cook III, 44)
Last Fumble Return for TD:	5	11/30/2025 at PIT (Christian Benford; 17 yds)
Last Blocked FG Return TD:	576	09/30/1990 vs. DEN (Cornelius Bennett; 80 yds)
Last Blocked Punt Return TD:	185	11/24/2014 vs. NYJ (Manny Lawson; 0 yds)
Last Interception Return TD:	4	12/07/2025 vs. CIN (Christian Benford; 63 yds)
Last Kickoff Return TD:	6	11/20/2025 at HOU (Ray Davis; 97 yds)
Last Punt Return TD:	34	01/07/2024 at MIA (Deonte Harty; 96 yds)
Last Successful Onside Kick:	140	11/02/2017 at NYJ (14 attempts since)



THE LAST TIME...

BY OPPONENT	GMS SINCE	DATE/OPPONENT
Last Safety:	54	12/11/2022 vs. NYJ (Blocked punt)
Last Own FG Blocked:	11	10/13/2025 at ATL (Parker Romo; 37 yds)
Last Missed PAT:	8	10/26/2025 at CAR
Last Own PAT Blocked:	214	12/16/2012 vs. SEA
Last 2-pt Conversion:	0	01/04/2026 vs. NYJ
Last Opening-Drive TD:	2	12/21/2025 at CLE
Last Turnover on Red-Zone Drive:	13	09/28/2025 vs. NO (INT)
Last Shutout of Opp:	128	09/30/2018 at GB (0-22)
Last Shutout of Opp in 1st Half:	1	12/28/2025 vs. PHI (L, 12-13)
Last 40+ Point Game:	16	09/07/2025 vs. BAL (W, 41-40)
Last 50+ Point Game:	138	11/19/2017 at LAC (L, 24-54)
Last 300+ Yd Passer:	20	12/15/2024 at Det (Jared Goff; 494)
Last 100+ Yd Rusher:	3	12/14/2025 at NE (TreVeyon Henderson; 148)
Last 100+ Yd Receiver:	11	10/13/2025 at ATL (Drake London; 158)
Last Rush of 50+ Yds:	3	12/14/2025 at NE (TreVeyon Henderson; 65 TD)
Last Completion of 50+ yds:	20	12/15/2024 at Det (J. Goff to A. St. Brown; 66 TD)
Last TD Pass of 40+ yds:	17	01/05/2025 at NE (J. Milton III to K. Boutte; 48)
Last TD Rush of 20+ yds:	3	12/14/2025 at NE (TreVeyon Henderson; 65)
Last Fumble Return for TD:	30	09/29/2024 at Bal (Patrick Ricard; 0 yds)
Last Blocked FG Return TD:	868	11/08/1970 vs. CIN (Lemar Parrish; 83 yds)
Last Blocked Punt Return TD:	21	12/08/2024 at LAR (Hunter Long; 22 yds)
Last Interception Return TD:	115	09/08/2019 at NYJ (C.J. Mosley; 17 yds)
Last Kickoff Return TD:	33	09/08/2024 vs. Ari (DeeJay Dallas; 96 yds)
Last Punt Return TD:	50	09/11/2023 at NYJ (Xavier Gipson; 65 yds)
Last Successful Onside Kick:	106	11/17/2019 at MIA (17 att. since)



GAME 1

BILLS 41 | RAVENS 40

- Sunday, September 7, 2025 Kickoff: 8:22 pm
- Highmark Stadium, Orchard Park, NY
- NBC: Mike Tirico, Cris Collinsworth, Melissa Stark
- Referee: John Hussey
- Weather: 58 degrees, partly cloudy, winds SW 8 mph

TEAM STATISTICS

	BUF	BAL
Total Net Yards	497	432
Turnovers (points after)	0 (0)	1 (6)
3rd Down Efficiency	7/15 (47%)	6/11 (55%)
Red Zone Efficiency	5/7 (71%)	1/3 (33%)
Avg. Drive Start	31.3	32.0
Penalties/Yards	5/38	7/51
Rushing	31/108	29/238
Passing	46/33/389	19/14/194
Time of Possession	34:49	25:11

PLAYER STATISTICS

RUSHING

BUF — J. Cook 13-44, TD; J. Allen 14-30, 2 TDs; T. Johnson 2-24; E. Moore 1-8; R. Davis 1-2
BAL — D. Henry 18-169, 2 TDs; L. Jackson 6-70, TD; Z. Flowers 2-8; R. Ali 1-5; J. Hill 2-(-14)

RECEIVING

BUF — K. Coleman 8-112, TD; K. Shakir 6-64; J. Palmer 5-61; J. Cook 5-58; D. Kincaid 4-48, TD; J. Hawes 1-29; D. Knox 2-20; E. Moore 1-3; R. Davis 1-(-1)
BAL — Z. Flowers 7-143, TD; D. Hopkins 2-35, TD; D. Henry 1-13; R. Bateman 2-10; M. Andrews 1-5; J. Hill 1-3

PASSING

BUF — J. Allen 46-33-394, 2 TDs, 0 INT
BAL — L. Jackson 19-14-209, 2 TDs, 0 INT

INTERCEPTIONS

BUF — None
BAL — None

SACKS

BUF — M. Milano 1.0; E. Oliver 1.0
BAL — N. Madubuike 1.0

FIELD GOALS

BUF — M. Prater (25) (43) (32)
BAL — T. Loop (52) (49)

SCORING SUMMARY

	1st	2nd	3rd	4th	Pts
Buffalo	7	6	6	22	41
Baltimore	3	17	14	6	40

- BUF — D.Kincaid 15 yd. pass from J.Allen (M.Prater kick) (7-50, 3:41)
- BAL — T.Loop 52 yd. Field Goal (12-35, 7:41)
- BAL — D.Henry 30 yd. run (T.Loop kick) (6-85, 3:04)
- BAL — L.Jackson 10 yd. run (T.Loop kick) (4-69, 2:16)
- BUF — M.Prater 25 yd. Field Goal (13-63, 6:57)
- BAL — T.Loop 49 yd. Field Goal (8-23, 2:19)
- BUF — M.Prater 43 yd. Field Goal (4-48, 0:31)
- BAL — Z.Flowers 23 yd. pass from L.Jackson (T.Loop kick) (4-65, 2:12)
- BUF — J.Cook 2 yd. run (pass failed) (9-60, 5:01)
- BAL — D.Hopkins 29 yd. pass from L.Jackson (T.Loop kick) (3-68, 1:33)
- BUF — J.Allen 2 yd. run (pass failed) (8-84, 3:18)
- BAL — D.Henry 46 yd. run (kick failed, hru) (4-65, 1:09)
- BUF — K.Coleman 10 yd. pass from J.Allen (M.Prater kick) (10-80, 3:20)
- BUF — J.Allen 1 yd. run (pass failed) (4-30, 1:08)
- BUF — M.Prater 32 yd. Field Goal (9-66, 1:26)

SHOUTOUTS

- The Bills are the first team in NFL history to be down by 15+ points with under 4 minutes left and win in regulation.
- Josh Allen became the first player in NFL history to have 250+ passing yards & 2+ rushing TDs in any single quarter of any game. He earned AFC Offensive player of the week honors.
- Allen surpassed Thurman Thomas (65) for first place on the Bills all-time rushing touchdowns list.
- 41-year old Matt Prater kicked a walk-off 32-yard field. He became the oldest player in Bills history to see game action.



MATT PRATER



GAME 2

BILLS 30 | JETS 10

- Sunday, September 14, 2025 Kickoff: 1:02 pm
- MetLife Stadium, East Rutherford, NJ
- CBS: Jim Nantz, Tony Romo, Tracy Wolfson
- Referee: Clete Blakeman
- Weather: 80 degrees, sunny, winds NE 3 mph

TEAM STATISTICS

	BUF	NYJ
Total Net Yards	403	154
Turnovers (points after)	0 (0)	1 (3)
3rd Down Efficiency	5/14 (36%)	0/11 (0%)
Red Zone Efficiency	2/4 (50%)	1/1 (100%)
Avg. Drive Start	29.9	27.5
Penalties/Yards	6/69	5/35
Rushing	43/224	21/100
Passing	27/15/179	22/10/54
Time of Possession	38:21	21:39

PLAYER STATISTICS

RUSHING

BUF — J. Cook 21-132, 2 TDs; J. Allen 6-59; R. Davis 9-24; T. Johnson 2-6; E. Moore 2-6, TD; M. Trubisky 3-(-3)
NYJ — J. Fields 5-49; B. Hall 10-29; T. Taylor 3-21; B. Allen 2-11; A. Smith 1-(-10)

RECEIVING

BUF — J. Palmer 2-47; D. Kincaid 4-37; E. Moore 1-31; K. Coleman 3-26; D. Knox 2-19; K. Shakir 1-12; J. Hawes 1-5; J. Cook 1-3
NYJ — G. Wilson 4-50; B. Hall 2-9; A. Smith 1-8; I. Davis 1-6; J. Ruckert 1-5, TD; M. Taylor 1-5

PASSING

BUF — J. Allen 25-14-148, 0 TDs, 0 INT; M. Trubisky 2-1-32, 0 TDs, 0 INT
NYJ — T. Taylor 11-7-56, TD, 0 INT; J. Fields 11-3-27, 0 TDs, 0 INT

INTERCEPTIONS

BUF — None
NYJ — None

SACKS

BUF — C. Bishop 1.0; J. Bosa 1.0; D. Jones 1.0; Z. Logue 0.5; G. Rousseau 0.5
NYJ — J. Briggs 1.0

FIELD GOALS

BUF — M. Prater (28) (52) (33)
NYJ — N. Folk (51)

SCORING SUMMARY

	1st	2nd	3rd	4th	Pts
Buffalo	10	10	3	7	30
NY Jets	0	3	0	7	10

- BUF — J.Cook 1 yd. run (M.Prater kick) (12-81, 5:58)
- BUF — M.Prater 28 yd. Field Goal (6-14, 2:13)
- BUF — M.Prater 52 yd. Field Goal (9-46, 3:31)
- BUF — J.Cook 44 yd. run (M.Prater kick) (5-73, 2:55)
- NYJ — N.Folk 51 yd. Field Goal (7-31, 4:29)
- BUF — M.Prater 33 yd. Field Goal (11-64, 5:59)
- BUF — E.Moore 4 yd. run (M.Prater kick) (12-79, 6:59)
- NYJ — J.Ruckert 5 yd. pass from T.Taylor (N.Folk kick) (10-54, 3:07)

SHOUTOUTS

- James Cook recorded 132 rushing yards (2nd best total of his career) and became the first Bill to record a rushing touchdown in 6 consecutive games since Robb Riddick in 1988.
- Joey Bosa recorded his first sack as a member of the Bills, while also recording a pair of forced fumbles for the first time in his career.
- The Bills did not allow a third down conversion (0-11) for the 2nd time since 1991. The other occurrence was also against the Jets (0-11 on November 19, 2023).
- The Jets 154 total yards were the fewest allowed by the Bills in a road game since Dec. 9, 1990 at Indianapolis (127).



JAMES COOK



GAME 3

BILLS 31 | DOLPHINS 21

- Thursday, September 18, 2025 Kickoff: 8:15 pm
- Highmark Stadium, Orchard Park, NY
- Prime Video: Al Michaels, Kirk Herbstreit, Kaylee Hartung
- Referee: Alan Eck
- Weather: 68 degrees, partly cloudy, winds SW 7 mph

TEAM STATISTICS

	BUF	MIA
Total Net Yards	360	276
Turnovers (points after)	0 (0)	1 (3)
3rd Down Efficiency	6/11 (55%)	10/15 (67%)
Red Zone Efficiency	3/4 (75%)	3/3 (100%)
Avg. Drive Start	28.9	32.6
Penalties/Yards	3/35	6/57
Rushing	27/157	25/130
Passing	28/22/203	34/22/146
Time of Possession	31:47	28:13

PLAYER STATISTICS

RUSHING

BUF — J. Cook 19-108, TD; J. Allen 4-25; T. Johnson 3-13; E. Moore 1-11

MIA — D. Achane 12-62; O. Gordon II 9-38, TD; M. Washington 2-20; T. Tagovailoa 2-10

RECEIVING

BUF — D. Kincaid 5-66, TD; K. Shakir 4-45, TD; E. Moore 2-30; T. Shavers 2-24; K. Coleman 3-20; J. Cook 3-10; T. Johnson 1-8; J. Hawes 1-5, TD; J. Palmer 1-5

MIA — T. Hill 5-49, TD; J. Waddle 5-39, TD; D. Achane 7-29; T. Conner 1-13; M. Washington 3-12; J. Hill 1-4

PASSING

BUF — J. Allen 28-22-213, 3 TDs, 0 INT

MIA — T. Tagovailoa 34-22-146, 2 TDs, 1 INT

INTERCEPTIONS

BUF — T. Bernard 1

MIA — None

SACKS

BUF — None

MIA — B. Chubb 1.0; T. Dodson 1.0

FIELD GOALS

BUF — M. Prater 39WL (48)

MIA — None

SCORING SUMMARY

	1st	2nd	3rd	4th	Pts
Buffalo	7	7	7	10	31
Miami	7	7	0	7	21

- MIA — O.Gordon 2 yd. run (R.Patterson kick) (10-47, 6:29)
- BUF — D.Kincaid 20 yd. pass from J.Allen (M.Prater kick) (7-85, 4:27)
- BUF — J.Hawes 5 yd. pass from J.Allen (M.Prater kick) (10-63, 5:30)
- MIA — J.Waddle 3 yd. pass from T.Tagovailoa (R.Patterson kick) (16-71, 5:55)
- BUF — J.Cook 2 yd. run (M.Prater kick) (8-61, 4:37)
- MIA — T.Hill 5 yd. pass from T.Tagovailoa (R.Patterson kick) (9-67, 5:40)
- BUF — K.Shakir 15 yd. pass from J.Allen (M.Prater kick) (9-65, 5:01)
- BUF — M.Prater 48 yd. Field Goal (6-29, 2:38)

SHOUTOUTS

- James Cook recorded a rushing touchdown in his 7th consecutive regular season game to tie a franchise record. He finished with 108 yards on the ground.
- Rookie TE Jackson Hawes recorded his first NFL touchdown on a 5-yard grab from Josh Allen.
- The Bills became the 2nd team in NFL history to begin a season with 3 straight games of 30+ points and no turnovers.



JACKSON HAWES



GAME 4

BILLS 31 | SAINTS 19

- Sunday, September 28, 2025 Kickoff: 1:02 pm
- Highmark Stadium, Orchard Park, NY
- CBS: Andrew Catalon, Charles Davis, Jason McCourty, AJ Ross
- Referee: Land Clark
- Weather: 73 degrees, sunny, winds NW 7 mph

TEAM STATISTICS

	BUF	NO
Total Net Yards	356	298
Turnovers (points after)	1 (0)	1 (0)
3rd Down Efficiency	3/10 (30%)	5/13 (38%)
Red Zone Efficiency	2/3 (67%)	2/4 (50%)
Avg. Drive Start	27.3	39.0
Penalties/Yards	11/55	4/41
Rushing	32/165	34/189
Passing	22/16/191	28/18/109
Time of Possession	31:21	28:39

PLAYER STATISTICS

RUSHING

BUF — J. Cook 22-117, TD; J. Allen 7-45, TD; R. Davis 1-3; T. Johnson 1-(0); E. Moore 1-(0)
NO — A. Kamara 15-70; K. Miller 11-65, TD; S. Rattler 6-49; R. Shaheed 2-5

RECEIVING

BUF — K. Shakir 5-69, TD; K. Coleman 3-45; D. Kincaid 1-28, TD; J. Palmer 2-25; J. Cook 3-18; J. Hawes 1-15; C. Samuel 1-9
NO — R. Shaheed 4-47; J. Johnson 3-28; B. Cooks 3-22; C. Olave 3-20, TD; J. Stoll 1-7; A. Kamara 4-2

PASSING

BUF — J. Allen 22-16-209, 2 TDs, 1 INT
NO — S. Rattler 27-18-126, TD, 0 INT; C. Olave 1-0-(0), 0 TDs, 1 INT

INTERCEPTIONS

BUF — C. Bishop 1
NO — J. Sanker 1

SACKS

BUF — J. Bosa 1.0; A. Epenesa 1.0; D. Jones 1.0
NO — B. Bresee 1.0; C. Granderson 1.0; C. Jordan 1.0

FIELD GOALS

BUF — M. Prater (35)
NO — B. Grupe (54) (35)

SCORING SUMMARY

	1st	2nd	3rd	4th	Pts
Buffalo	14	0	7	10	31
New Orleans	7	3	6	3	19

- BUF — K.Shakir 43 yd. pass from J.Allen (M.Prater kick) (7-79, 4:11)
- NO — K.Miller 18 yd. run (B.Grupe kick) (7-69, 4:03)
- BUF — J.Cook 1 yd. run (M.Prater kick) (7-66, 4:17)
- NO — B.Grupe 54 yd. Field Goal (7-13, 3:12)
- BUF — J.Allen 5 yd. run (M.Prater kick) (9-80, 6:09)
- NO — C.Olave 3 yd. pass from S.Rattler (run failed) (11-65, 6:28)
- NO — B.Grupe 35 yd. Field Goal (9-32, 3:59)
- BUF — D.Kincaid 28 yd. pass from J.Allen (M.Prater kick) (4-60, 1:46)
- BUF — M.Prater 35 yd. Field Goal (9-42, 3:27)

SHOUTOUTS

- James Cook recorded a rushing touchdown in his 8th consecutive regular season game to set a franchise record. He finished with 117 yards on the ground.
- Safety Cole Bishop recorded his first career interception (a one-handed catch) at the end of the first half on a pass by Saints WR Chris Olave intended for QB Spencer Rattler.
- The Bills started 4-0 for the first time since 2020 and scored 30+ points in each of the first four games of a season for the 3rd time ever and the first time since 1992.



COLE BISHOP



GAME 5

PATRIOTS 23 | BILLS 20

- Sunday, October 5, 2025 Kickoff: 8:23 pm
- Highmark Stadium, Orchard Park, NY
- NBC: Mike Tirico, Cris Collinsworth, Melissa Stark
- Referee: Shawn Hochuli
- Weather: 66 degrees, clear, winds S 3 mph

TEAM STATISTICS

	BUF	NE
Total Net Yards	363	338
Turnovers (points after)	3 (10)	1 (0)
3rd Down Efficiency	5/9 (56%)	3/9 (33%)
Red Zone Efficiency	2/4 (50%)	2/4 (50%)
Avg. Drive Start	23.1	33.9
Penalties/Yards	11/90	8/93
Rushing	29/118	22/71
Passing	31/22/245	30/22/267
Time of Possession	34:31	25:29

PLAYER STATISTICS

RUSHING

BUF — J. Allen 9-53; J. Cook 15-49; T. Johnson 2-10; K. Shakir 1-5; R. Davis 2-1
NE — T. Henderson 6-24; A. Gibson 6-21; R. Stevenson 7-14, 2 TDs; D. Maye 3-12

RECEIVING

BUF — D. Kincaid 6-108; K. Shakir 6-45; J. Palmer 2-36; C. Samuel 2-26, TD; K. Coleman 4-23, TD; D. Knox 2-15
NE — S. Diggs 10-146; H. Henry 2-46; K. Boutte 3-43; D. Douglas 2-17; R. Stevenson 2-13; A. Gibson 1-5; T. Henderson 2-3

PASSING

BUF — J. Allen 31-22-253, 2 TDs, 1 INT
NE — D. Maye 30-22-273, 0 TDs, 0 INT

INTERCEPTIONS

BUF — None
NE — M. Jones 1

SACKS

BUF — C. Bishop 1.0; G. Rousseau 1.0; S. Thompson 1.0; A. Epenesa 0.5; D. Walker 0.5
NE — J. Hawkins 0.5; M. Williams 0.5

FIELD GOALS

BUF — M. Prater (31) (45)
NE — A. Borregales (30) (19) (52)


SCORING SUMMARY

	1st	2nd	3rd	4th	Pts
Buffalo	0	3	7	10	20
New England	3	3	7	10	23

- NE — A.Borregales 30 yd. Field Goal (4--1, 0:48)
- BUF — M.Prater 31 yd. Field Goal (11-54, 6:22)
- NE — A.Borregales 19 yd. Field Goal (11-69, 2:22)
- BUF — C.Samuel 6 yd. pass from J.Allen (M.Prater kick) (10-71, 5:39)
- NE — R.Stevenson 4 yd. run (A.Borregales kick) (5-74, 2:47)
- NE — R.Stevenson 7 yd. run (A.Borregales kick) (11-90, 5:43)
- BUF — K.Coleman 2 yd. pass from J.Allen (M.Prater kick) (8-74, 4:33)
- BUF — M.Prater 45 yd. Field Goal (10-53, 3:35)
- NE — A.Borregales 52 yd. Field Goal (7-37, 2:02)

SHOUTOUTS

- Dalton Kincaid set a career high with 108 receiving yards on 6 catches. It was first time Kincaid reached the 100-yard plateau in his career.
- Josh Allen moved past Joe Ferguson (27,590) and into 2nd place on the Bills all-time passing yardage list.
- Two Bills defenders made their NFL debut: DE Landon Jackson and LB Jimmy Ciarlo.



DALTON KINCAID



GAME 6

FALCONS 24 | BILLS 14

- Monday, October 13, 2025
- Mercedes-Benz Stadium, Atlanta, GA
- ESPN: Chris Fowler, Louis Riddick, Dan Orlovsky, Katie George
- Referee: Shawn Smith
- Weather: Indoors with retractable roof open

Kickoff: 7:15 pm

TEAM STATISTICS

	BUF	ATL
Total Net Yards	291	443
Turnovers (points after)	2 (0)	0 (0)
3rd Down Efficiency	2/9 (22%)	5/12 (42%)
Red Zone Efficiency	2/3 (67%)	1/3 (33%)
Avg. Drive Start	28.6	25.7
Penalties/Yards	8/64	6/35
Rushing	24/134	32/210
Passing	26/15/157	32/20/233
Time of Possession	28:21	31:39

PLAYER STATISTICS

RUSHING

BUF — J. Cook III 17-87; J. Allen 6-42; T. Johnson 1-5
ATL — B. Robinson 19-170, TD; T. Allgeier 10-32, TD; M. Penix Jr. 2-6; F. Franks 1-2

RECEIVING

BUF — J. Palmer 2-60; K. Shakir 3-33; T. Shavers 3-27; R. Davis 2-19, TD; D. Knox 1-19, TD; K. Coleman 3-11; T. Johnson 1-11
ATL — D. London 10-158, TD; B. Robinson 6-68; K. Pitts Sr. 3-18; T. Allgeier 1-6

PASSING

BUF — J. Allen 26-15-180, 2 TDs, 2 INT
ATL — M. Penix Jr. 32-20-250, TD, 0 INT

INTERCEPTIONS

BUF — None
ATL — D. Alford 1; D. Malone 1

SACKS

BUF — E. Oliver 1.0; J. Solomon 1.0
ATL — D. Alford 1.0; D. Onyemata 1.0; R. Orhorhoro 1.0; S. Roberts 1.0

FIELD GOALS

BUF — None
ATL — P. Romo 37B (33)

SCORING SUMMARY

	1st	2nd	3rd	4th	Pts
Buffalo	7	0	7	0	14
Atlanta	14	7	0	3	24

- ATL — T.Allgeier 21 yd. run (J.Romo kick) (5-69, 2:45)
- BUF — D.Knox 19 yd. pass from J.Allen (M.Prater kick) (6-73, 4:14)
- ATL — D.London 9 yd. pass from M.Penix (J.Romo kick) (9-66, 4:59)
- ATL — B.Robinson 81 yd. run (J.Romo kick) (1-86, 0:42)
- BUF — R.Davis 16 yd. pass from J.Allen (M.Prater kick) (9-73, 5:37)
- ATL — J.Romo 33 yd. Field Goal (14-68, 5:00)

SHOUTOUTS

- It was the Bills first visit to Mercedes-Benz Stadium since 2017.
- Greg Rousseau blocked a field goal attempt for the Bills, their first since Shaq Lawson did so vs. Tampa Bay's Chase McLaughlin (10/26/23).
- With a touchdown catch from Josh Allen, Dawson Knox is one shy of the Bills franchise record for most touchdown catches by a tight end.



DAWSON KNOX



GAME 7

BILLS 40 | PANTHERS 9

- Sunday, October 26, 2025 Kickoff: 1:03 pm
- Bank of America Stadium, Charlotte, NC
- FOX: Adam Amin, Greg Olsen, Pam Oliver
- Referee: Craig Wroldstad
- Weather: 63 degrees, mostly cloudy, winds NE 9 mph

TEAM STATISTICS

	BUF	CAR
Total Net Yards	410	244
Turnovers (points after)	0 (0)	3 (17)
3rd Down Efficiency	7/12 (58%)	4/11 (36%)
Red Zone Efficiency	2/3 (67%)	1/2 (50%)
Avg. Drive Start	36.0	27.7
Penalties/Yards	7/60	4/20
Rushing	35/245	28/114
Passing	23/14/165	24/16/130
Time of Possession	33:32	26:28

PLAYER STATISTICS

RUSHING

BUF — J. Cook III 19-216, 2 TDs; R. Davis 9-16; J. Allen 3-7, 2 TDs; T. Johnson 4-6
CAR — R. Dowdle 8-54; C. Hubbard 12-34, TD; T. Etienne 4-16; J. Horn Jr. 2-9; A. Dalton 2-1

RECEIVING

BUF — K. Shakir 6-88, TD; K. Coleman 3-30; D. Kincaid 1-23; J. Hawes 2-15; D. Knox 1-15; E. Moore 1-14
CAR — T. McMillan 7-99; J. Coker 3-36; J. Sanders 3-19; X. Legette 2-17; T. Tremble 1-4

PASSING

BUF — J. Allen 19-12-163, TD, 0 INT; M. Trubisky 4-2-22, 0 TDs, 0 INT
CAR — A. Dalton 24-16-175, 0 TDs, 1 INT

INTERCEPTIONS

BUF — A. Epenesa 1
CAR — None

SACKS

BUF — M. Hoecht 1.5; J. Bosa 1.0; A. Epenesa 1.0; E. Oliver 1.0; J. Phillips 1.0; G. Rousseau 1.0; D. Walker 0.5
CAR — T. Wallace 1.0; A. Robinson 0.5; N. Scourton 0.5

FIELD GOALS

BUF — M. Prater (45) (43)
CAR — R. Fitzgerald (48) 32WL

SCORING SUMMARY

	1st	2nd	3rd	4th	Pts
Buffalo	3	16	21	0	40
Carolina	0	3	0	6	9

- BUF — M.Prater 45 yd. Field Goal (11-49, 5:31)
- BUF — M.Prater 43 yd. Field Goal (12-58, 5:37)
- CAR — R.Fitzgerald 48 yd. Field Goal (9-35, 4:05)
- BUF — J.Cook 64 yd. run (kick failed, wl) (3-77, 1:35)
- BUF — J.Allen 1 yd. run (M.Prater kick) (1-1, 0:02)
- BUF — K.Shakir 54 yd. pass from J.Allen (M.Prater kick) (4-65, 2:42)
- BUF — J.Cook 21 yd. run (M.Prater kick) (9-88, 5:12)
- BUF — J.Allen 1 yd. run (M.Prater kick) (6-19, 3:22)
- CAR — C.Hubbard 3 yd. run (kick failed, wr) (13-67, 5:46)

SHOUTOUTS

- James Cook set a career-high with 216 rushing yards, the most by a Bill since November 25, 1976, when O.J. Simpson logged 273 yards. He became the first Bill to reach 200 yards rushing since 2009 (Fred Jackson had 212 rushing yards in Week 17 vs. IND).
- Josh Allen recorded his 77th career rushing TD (including playoffs) tying Cam Newton for the most in NFL history by a QB. It also marked Allen's 46th career game with a passing & rushing ID, which surpassed Newton (45) for the most such games in NFL history.



JAMES COOK



GAME 8

BILLS 28 | CHIEFS 21

- Sunday, November 2, 2025 Kickoff: 4:25 pm
- Highmark Stadium, Orchard Park, NY
- CBS: Jim Nantz, Tony Romo, Tracy Wolfson
- Referee: Carl Cheffers
- Weather: 54 degrees, clear, winds SW 6 mph

TEAM STATISTICS

	BUF	KC
Total Net Yards	404	305
Turnovers (points after)	0 (0)	1 (0)
3rd Down Efficiency	7/12 (58%)	3/13 (23%)
Red Zone Efficiency	3/3 (100%)	2/3 (67%)
Avg. Drive Start	28.8	32.0
Penalties/Yards	4/40	3/25
Rushing	35/141	20/79
Passing	26/23/263	34/15/226
Time of Possession	34:45	25:15

PLAYER STATISTICS

RUSHING

BUF — J. Cook III 27-114; J. Allen 6-19, 2 TDs; T. Johnson 2-8, TD
KC — K. Hunt 11-49, TD; B. Smith 3-7; X. Worthy 1-7; R. Rice 2-6, TD; C. Edwards-Helaire 2-5; P. Mahomes 1-5

RECEIVING

BUF — D. Kincaid 6-101, TD; K. Shakir 7-43; D. Knox 1-30; E. Moore 1-28; J. Hawes 1-18; K. Coleman 2-17; T. Johnson 2-12; J. Cook III 1-11; T. Shavers 1-7; C. Samuel 1-6
KC — R. Rice 4-80; H. Brown 2-73; T. Kelce 4-66; X. Worthy 3-23; K. Hunt 1-6; J. Smith-Schuster 1-2

PASSING

BUF — J. Allen 26-23-273, TD, 0 INT
KC — P. Mahomes 34-15-250, 0 TDs, 1 INT

INTERCEPTIONS

BUF — M. Hairston 1
KC — None

SACKS

BUF — C. Benford 1.0; J. Bosa 1.0; M. Hoecht 0.5; G. Rousseau 0.5
KC — L. Chenal 1.0; T. McDuffie 1.0; A. Gillotte 0.5; G. Karlaftis 0.5

FIELD GOALS

BUF — M. Prater 52RU
KC — H. Butker (46) (19)


SCORING SUMMARY

	1st	2nd	3rd	4th	Pts
Buffalo	7	14	7	0	28
Kansas City	0	13	0	8	21

- BUF — D.Kincaid 23 yd. pass from J.Allen (M.Prater kick) (11-84, 7:00)
- KC — R.Rice 3 yd. run (H.Butker kick) (7-53, 4:21)
- KC — H.Butker 46 yd. Field Goal (7-36, 3:20)
- BUF — Ty.Johnson 3 yd. run (M.Prater kick) (5-70, 2:48)
- BUF — J.Allen 1 yd. run (M.Prater kick) (7-60, 2:39)
- KC — H.Butker 19 yd. Field Goal (7-66, 1:30)
- BUF — J.Allen 1 yd. run (M.Prater kick) (8-74, 3:57)
- KC — K.Hunt 2 yd. run (P.Mahomes-T.Kelce pass) (11-66, 5:02)

SHOUTOUTS

- Josh Allen surpassed Cam Newton (77) for the most rushing touchdowns by a QB in NFL history (including playoffs). He also became the 4th player in NFL history with 6+ rushing TDs in first 8 NFL seasons, joining Jim Brown, Marshall Faulk and LaDainian Tomlinson.
- With James Cook (114 yards) and Dalton Kincaid (101 yards), the Bills recorded their first ever game with a 100-yard rusher and a 100-yard receiver at tight end.
- Rookie CB Maxwell Hairston recorded his first career interception vs. Patrick Mahomes in the 4th quarter.



JOSH ALLEN



GAME 3

DOLPHINS 30 | BILLS 13

- Sunday, November 9, 2025 Kickoff: 1:02 pm
- Hard Rock Stadium, Miami Gardens, FL
- CBS: Andrew Catalon, Charles Davis, Jason McCourty, AJ Ross
- Referee: Ron Torbert
- Weather: 84 degrees, partly cloudy, winds SE 6 mph

TEAM STATISTICS

	BUF	MIA
Total Net Yards	376	370
Turnovers (points after)	3 (10)	2 (0)
3rd Down Efficiency	5/15 (33%)	3/9 (33%)
Red Zone Efficiency	0/1 (0%)	1/1 (100%)
Avg. Drive Start	23.0	27.1
Penalties/Yards	6/67	5/35
Rushing	22/87	32/197
Passing	40/28/289	21/15/173
Time of Possession	31:23	28:37

PLAYER STATISTICS

RUSHING

BUF — J. Cook III 13-53; J. Allen 4-31; M. Trubisky 1-4; T. Johnson 1-2; E. Moore 1-(-1); R. Davis 2-(-2)
MIA — D. Achane 22-174, 2 TDs; J. Wright 5-17; A. Ingold 1-6; M. Washington 1-4; T. Tagovailoa 2-(-1); O. Gordon II 1-(-3)

RECEIVING

BUF — K. Shakir 7-58; K. Coleman 3-46, TD; D. Knox 3-37; D. Kincaid 2-37; J. Hawes 1-26, TD; J. Cook III 5-24; T. Johnson 2-24; T. Shavers 1-24; C. Samuel 1-21; E. Moore 2-9; R. Davis 1-(0)
MIA — J. Waddle 5-84, TD; D. Achane 6-51; G. Dulcich 1-22; M. Washington 2-9, TD; N. Westbrook-Ikhine 1-7

PASSING

BUF — J. Allen 40-28-306, 2 TDs, 1 INT
MIA — T. Tagovailoa 21-15-173, 2 TDs, 2 INT

INTERCEPTIONS

BUF — C. Bishop 1; M. Hairston 1
MIA — I. Melifonwu 1

SACKS

BUF — None
MIA — B. Chubb 1.0; W. Gay Jr. 1.0; Z. Sieler 1.0

FIELD GOALS

BUF — None
MIA — R. Patterson (46)

SCORING SUMMARY

	1st	2nd	3rd	4th	Pts
Buffalo	0	0	0	13	13
Miami	7	9	0	14	30

- MIA — M.Washington 9 yd. pass from T.Tagovailoa (R.Patterson kick) (12-92, 7:27)
- MIA — J.Waddle 38 yd. pass from T.Tagovailoa (kick failed, wr) (3-51, 1:24)
- MIA — R.Patterson 46 yd. Field Goal (10-67, 5:59)
- BUF — K.Coleman 35 yd. pass from J.Allen (pass failed) (8-98, 4:24)
- MIA — D.Achane 59 yd. run (R.Patterson kick) (2-62, 0:39)
- BUF — J.Hawes 26 yd. pass from J.Allen (M.Prater kick) (11-65, 2:55)
- MIA — D.Achane 35 yd. run (R.Patterson kick) (3-37, 0:19)

SHOUTOUTS

- Bills rookie CB Maxwell Hairston started for the first time in NFL career in place of injured CB Christian Benford and recorded his 2nd interception in as many games.
- Bills QB Josh Allen moved past RB Joe Cribbs (4,445 yards) and into 4th place on the franchise's all-time list for career rushing yards.
- Rookie TE Jackson Hawes posted the longest TD catch of his career (a 26-yard grab from Allen).



JACKSON HAWES



GAME 10

BILLS 44 | BUCCANEERS 32

- Sunday, November 16, 2025 Kickoff: 1:02 pm
- Highmark Stadium, Orchard Park, NY
- CBS: Ian Eagle, J.J. Watt, Evan Washburn
- Referee: Alex Moore
- Weather: 38 degrees, overcast, winds NW 20 mph

TEAM STATISTICS

	BUF	TB
Total Net Yards	414	367
Turnovers (points after)	3 (9)	2 (7)
3rd Down Efficiency	6/11 (55%)	9/16 (56%)
Red Zone Efficiency	3/4 (75%)	2/4 (50%)
Avg. Drive Start	36.8	36.5
Penalties/Yards	7/45	2/30
Rushing	23/97	39/202
Passing	30/19/317	28/16/165
Time of Possession	24:53	35:07

PLAYER STATISTICS

RUSHING

BUF — J. Cook III 16-48; J. Allen 6-40, 3 TDs; T. Johnson 1-9
TB — S. Tucker 19-106, 2 TDs; R. White 10-51; B. Mayfield 5-39, TD; S. Shepard 1-7; T. Johnson 3-(0); T. Bridgewater 1-(-1)

RECEIVING

BUF — T. Shavers 4-90, TD; J. Cook III 3-66, TD; T. Johnson 2-61, TD; G. Davis 3-40; D. Knox 1-23; C. Samuel 2-19; J. Palmer 2-17; K. Latu 1-4; K. Shakir 1-(-3)
TB — S. Shepard 4-54; E. Egbuka 5-40; S. Tucker 2-34, TD; C. Otton 2-28; R. White 2-11; T. Johnson 1-6

PASSING

BUF — J. Allen 30-19-317, 3 TDs, 2 INT
TB — B. Mayfield 28-16-173, TD, 1 INT

INTERCEPTIONS

BUF — C. Bishop 1
TB — S. Dennis 1; J. Parrish 1

SACKS

BUF — D. Jones 1.0
TB — None

FIELD GOALS

BUF — M. Prater (39)
TB — C. McLaughlin (23) (24)

SCORING SUMMARY

	1st	2nd	3rd	4th	Pts
Buffalo	7	14	10	13	44
Tampa Bay	3	17	6	6	32

- TB — C. McLaughlin 23 yd. Field Goal (4-2, 1:32)
- BUF — J. Allen 2 yd. run (M. Prater kick) (10-36, 4:45)
- TB — B. Mayfield 4 yd. run (C. McLaughlin kick) (11-69, 7:09)
- BUF — T. Shavers 43 yd. pass from J. Allen (M. Prater kick) (6-67, 3:08)
- TB — S. Tucker 43 yd. run (C. McLaughlin kick) (6-66, 3:15)
- BUF — Ty. Johnson 52 yd. pass from J. Allen (M. Prater kick) (4-92, 0:32)
- TB — C. McLaughlin 24 yd. Field Goal (5-58, 0:36)
- TB — S. Tucker 6 yd. run (pass failed) (7-43, 3:46)
- BUF — M. Prater 39 yd. Field Goal (5-25, 2:25)
- BUF — J. Cook 25 yd. pass from J. Allen (M. Prater kick) (1-25, 0:05)
- TB — S. Tucker 28 yd. pass from B. Mayfield (pass failed) (9-62, 5:10)
- BUF — J. Allen 5 yd. run (pass failed) (8-81, 4:32)
- BUF — J. Allen 9 yd. run (M. Prater kick) (8-85, 4:40)

SHOUTOUTS

- Bills coach Sean McDermott and general manager Brandon Beane picked up their 100th career win in their tenure in Buffalo.
- Josh Allen became the first player in NFL history to record 3+ passing TDs and 3+ rushing TDs in multiple games.
- Bills WR Tyrell Shavers posted career highs in receptions (4), yards (90) and registered his 2nd career TD.



JOSH ALLEN



GAME 11

TEXANS 23 | BILLS 19

- Thursday, November 20, 2025
- NRG Stadium, Houston, TX
- Prime Video: Al Michaels, Kirk Herbstreit, Kaylee Hartung
- Referee: Adrian Hill
- Weather: Indoors

Kickoff: 8:16 pm

TEAM STATISTICS

	BUF	HOU
Total Net Yards	326	261
Turnovers (points after)	3 (6)	0 (0)
3rd Down Efficiency	5/16 (31%)	2/12 (17%)
Red Zone Efficiency	0/2 (0%)	2/4 (50%)
Avg. Drive Start	20.5	35.5
Penalties/Yards	6/54	5/40
Rushing	24/143	26/108
Passing	34/24/183	30/16/153
Time of Possession	32:22	27:38

PLAYER STATISTICS

RUSHING

BUF — J. Cook III 17-116, TD; J. Allen 5-20; T. Johnson 2-7
HOU — W. Marks 16-74; N. Chubb 6-16; X. Hutchinson 1-9; J. Noel 1-5; D. Mills 2-4

RECEIVING

BUF — K. Shakir 8-110; T. Johnson 3-45; J. Hawes 2-26; G. Davis 1-22; J. Palmer 2-21; D. Knox 3-17; J. Cook III 3-13; R. Gilliam 1-2; E. Moore 1-(-3)
HOU — N. Collins 3-55; C. Kirk 5-54, TD; J. Higgins 4-38, TD; D. Schultz 1-8; J. Noel 1-4; N. Chubb 1-(-1); W. Marks 1-(-5)

PASSING

BUF — J. Allen 34-24-253, 0 TDs, 2 INT
HOU — D. Mills 30-16-153, 2 TDs, 0 INT

INTERCEPTIONS

BUF — None
HOU — C. Bullock 2

SACKS

BUF — None
HOU — W. Anderson Jr. 2.5; D. Hunter 2.0; D. Barnett 1.0; T. Settle Jr. 1.0; H. To'oTo'o 1.0; M. Edwards Jr. 0.5

FIELD GOALS

BUF — M. Prater (44) (38)
HOU — K. Fairbairn (24) (43) (26)

SCORING SUMMARY

	1st	2nd	3rd	4th	Pts
Buffalo	6	10	0	3	19
Houston	3	17	3	0	23

- BUF — J.Cook 45 yd. run (kick failed, wl) (10-81, 4:44)
- HOU — K.Fairbairn 24 yd. Field Goal (10-54, 4:39)
- BUF — M.Prater 44 yd. Field Goal (13-69, 7:03)
- HOU — C.Kirk 2 yd. pass from D.Mills (K.Fairbairn kick) (12-77, 5:48)
- HOU — K.Fairbairn 43 yd. Field Goal (4-5, 1:30)
- BUF — R.Davis 97 yd. kickoff return (M.Prater kick) (0-0, 0:13)
- HOU — J.Higgins 8 yd. pass from D.Mills (K.Fairbairn kick) (6-75, 1:38)
- HOU — K.Fairbairn 26 yd. Field Goal (7-14, 3:52)
- BUF — M.Prater 38 yd. Field Goal (7-42, 3:25)

SHOUTOUTS

- Ray Davis became the first player in NFL history to score on a kickoff return on his birthday. It was the first kickoff return for a touchdown by the Bills on the road since C.J. Spiller's 95-yard return at New England (9/26/2010).
- James Cook rushed for 116 yards and topped the 1,000-yard rushing plateau for the third consecutive season, joining Thurman Thomas (8 straight seasons) and O.J. Simpson (5) as the only Bills to do.



JAMES COOK III



GAME 12

BILLS 26 | STEELERS 7

- Sunday, November 30, 2025 Kickoff: 4:25 pm
- Acrisure Stadium, Pittsburgh, PA
- CBS: Jim Nantz, Tony Romo, Tracy Wolfson
- Referee: Alex Kemp
- Weather: 34 degrees, cloudy, winds W 16 mph

TEAM STATISTICS

	BUF	PIT
Total Net Yards	372	166
Turnovers (points after)	2 (7)	2 (13)
3rd Down Efficiency	8/15 (53%)	3/9 (33%)
Red Zone Efficiency	2/4 (50%)	1/2 (50%)
Avg. Drive Start	21.9	30.1
Penalties/Yards	7/45	5/67
Rushing	51/249	18/58
Passing	23/15/123	24/10/108
Time of Possession	41:59	18:01

PLAYER STATISTICS

RUSHING

BUF — J. Cook III 32-144; R. Davis 9-62; J. Allen 8-38, TD; T. Johnson 2-5
PIT — J. Warren 10-35, TD; K. Gainwell 5-20; K. Johnson 2-3; A. Rodgers 1-(0)

RECEIVING

BUF — J. Cook III 3-33; D. Knox 3-28; T. Johnson 3-20; B. Cooks 1-13; J. Hawes 1-10; K. Coleman 2-9, TD; G. Davis 1-5; K. Shakir 1-5
PIT — D. Washington 2-45; D. Metcalf 3-32; K. Gainwell 2-25; J. Warren 2-9; J. Smith 1-6

PASSING

BUF — J. Allen 23-15-123, TD, 1 INT
PIT — A. Rodgers 21-10-117, 0 TDs, 0 INT; M. Rudolph 3-0-(0), 0 TDs, 1 INT

INTERCEPTIONS

BUF — C. Benford 1
PIT — B. Echols 1

SACKS

BUF — J. Bosa 1.0
PIT — None

FIELD GOALS

BUF — M. Prater (27) (37)
PIT — None

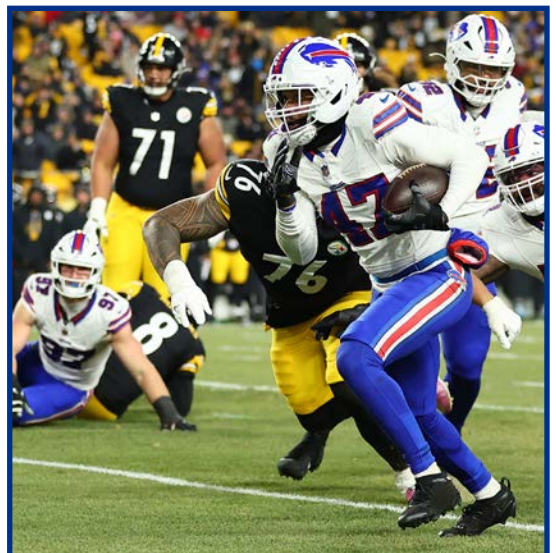
SCORING SUMMARY

	1st	2nd	3rd	4th	Pts
Buffalo	0	3	13	10	26
Pittsburgh	0	7	0	0	7

- PIT — J. Warren 1 yd. run (C. Boswell kick) (6-39, 2:23)
- BUF — M. Prater 27 yd. Field Goal (16-60, 7:18)
- BUF — C. Benford 17 yd. fumble return (M. Prater kick)
- BUF — K. Coleman 1 yd. pass from J. Allen (kick failed, wl) (8-56, 4:27)
- BUF — J. Allen 8 yd. run (M. Prater kick) (15-83, 8:14)
- BUF — M. Prater 37 yd. Field Goal (14-72, 9:04)

SHOUTOUTS

- Josh Allen became the NFL's all-time leader in rushing touchdowns by a quarterback with his 76th in the 4th quarter. He passed Cam Newton (75).
- Christian Benford became the 3rd Bill ever to record a fumble recovery for a touchdown and an interception in the same game. It was the first such occasion for Buffalo since 2010 (Drayton Florence at CIN on 11/21/10). Benford TD's was the first of his NFL career. He earned AFC Defensive player of the week honors.
- The Bills rushed for 249 yards, the most allowed by the Steelers in Pittsburgh since 9/28/75, when the Bills had 310.
- Joey Bosa tied a franchise record with his 5th forced fumble of the season (Aaron Schobel had 5 in 2007).



CHRISTIAN BENFORD



- Sunday, December 7, 2025
 - Highmark Stadium, Orchard Park, NY
 - FOX: Joe Davis, Greg Olsen, Pam Oliver
 - Referee: Brad Rogers
 - Weather: 31 degrees, snow, winds W 12 mph
- Kickoff: 1:02 pm

TEAM STATISTICS

	BUF	CIN
Total Net Yards	416	338
Turnovers (points after)	1 (7)	2 (14)
3rd Down Efficiency	6/11 (55%)	10/12 (83%)
Red Zone Efficiency	3/5 (60%)	3/3 (100%)
Avg. Drive Start	33.0	33.4
Penalties/Yards	6/68	4/30
Rushing	29/183	19/62
Passing	28/22/233	36/25/276
Time of Possession	31:48	28:12

PLAYER STATISTICS

RUSHING

BUF — J. Cook III 18-80; J. Allen 9-78, TD; T. Johnson 2-25
CIN — S. Perine 6-31; C. Brown 12-23, TD; J. Chase 1-8

RECEIVING

BUF — D. Knox 6-93; D. Kincaid 4-41, TD; J. Cook III 2-31; G. Davis 2-21; K. Coleman 2-16; K. Shakir 2-16, TD; T. Shavers 1-16; T. Johnson 2-14; J. Hawes 1-3, TD
CIN — T. Higgins 6-92, 2 TDs; M. Gesicki 6-86, TD; J. Chase 5-44; A. Iosivas 2-17; N. Fant 1-15; C. Brown 3-12, TD; T. Hudson 1-11; S. Perine 1-7

PASSING

BUF — J. Allen 28-22-251, 3 TDs, 0 INT
CIN — J. Burrow 36-25-284, 4 TDs, 2 INT

INTERCEPTIONS

BUF — C. Benford 1; A. Epenesa 1
CIN — None

SACKS

BUF — C. Benford 1.0
CIN — B. Hill 1.0; T. Slaton Jr. 1.0; G. Stone 1.0

FIELD GOALS

BUF — M. Prater (26)
CIN — None

SCORING SUMMARY

	1st	2nd	3rd	4th	Pts
Buffalo	3	8	7	21	39
Cincinnati	7	14	0	13	34

- CIN — C.Brown 5 yd. run (E.McPherson kick) (14-67, 8:16)
- BUF — M.Prater 26 yd. Field Goal (8-69, 4:50)
- CIN — T.Higgins 21 yd. pass from J.Burrow (E.McPherson kick) (6-55, 3:21)
- BUF — K.Shakir 11 yd. pass from J.Allen (J.Allen-D.Knox pass) (12-70, 6:06)
- CIN — C.Brown 10 yd. pass from J.Burrow (E.McPherson kick) (8-69, 4:09)
- BUF — D.Kincaid 5 yd. pass from J.Allen (M.Prater kick) (9-75, 5:40)
- CIN — M.Gesicki 12 yd. pass from J.Burrow (E.McPherson kick) (12-80, 7:02)
- BUF — J.Allen 40 yd. run (M.Prater kick) (4-68, 1:11)
- BUF — C.Benford 63 yd. interception return (M.Prater kick)
- BUF — J.Hawes 3 yd. pass from J.Allen (M.Prater kick) (5-29, 2:08)
- CIN — T.Higgins 25 yd. pass from J.Burrow (pass failed) (4-66, 0:50)

SHOUTOUTS

- Christian Benford became the first player in Bills history to record a defensive touchdown in consecutive games.
- Josh Allen became the first player in NFL history with 20+ passing TDs and 10+ rushing TDs in three consecutive seasons. His 40-yard TD run was the longest by a QB in franchise history in the regular season.



CHRISTIAN BENFORD



GAME 14

BILLS 35 | PATRIOTS 31

- Sunday, December 14, 2025 Kickoff: 1:03 pm
- Gillette Stadium, Foxborough, MA
- CBS: Ian Eagle, J.J. Watt, Evan Washburn
- Referee: John Hussey
- Weather: 32 degrees, snow flurries, winds SE 6 mph

TEAM STATISTICS

	BUF	NE
Total Net Yards	349	385
Turnovers (points after)	0 (0)	1 (7)
3rd Down Efficiency	8/14 (57%)	5/10 (50%)
Red Zone Efficiency	5/6 (83%)	2/3 (67%)
Avg. Drive Start	39.3	25.4
Penalties/Yards	2/15	7/65
Rushing	37/168	25/246
Passing	28/19/181	23/14/139
Time of Possession	35:21	24:39

PLAYER STATISTICS

RUSHING

BUF — J. Cook III 22-107, 2 TDs; J. Allen 11-48; T. Johnson 4-13
NE — T. Henderson 14-148, 2 TDs; R. Stevenson 6-50; D. Maye 4-43, 2 TDs; D. Douglas 1-5

RECEIVING

BUF — K. Shakir 5-65; D. Knox 3-37, 2 TDs; D. Kincaid 3-34; J. Palmer 1-16; T. Johnson 3-15; R. Davis 1-13; J. Hawes 1-9; J. Cook III 2-4, TD
NE — M. Hollins 4-41; K. Boutte 1-30; R. Stevenson 3-27; S. Diggs 3-26; H. Henry 1-18; T. Henderson 2-13

PASSING

BUF — J. Allen 28-19-193, 3 TDs, 0 INT
NE — D. Maye 23-14-155, 0 TDs, 1 INT

INTERCEPTIONS

BUF — T. White 1
NE — None

SACKS

BUF — M. Milano 2.0; G. Rousseau 1.0
NE — J. Gibbens 1.0; H. Landry III 1.0

FIELD GOALS

BUF — None
NE — A. Borregales (36)

SCORING SUMMARY

	1st	2nd	3rd	4th	Pts
Buffalo	0	7	14	14	35
New England	14	10	0	7	31

- NE — D. Maye 8 yd. run (A. Borregales kick) (8-73, 4:39)
- NE — D. Maye 7 yd. run (A. Borregales kick) (6-50, 3:18)
- NE — T. Henderson 52 yd. run (A. Borregales kick) (8-94, 4:37)
- BUF — J. Cook 5 yd. pass from J. Allen (M. Prater kick) (7-42, 3:57)
- NE — A. Borregales 36 yd. Field Goal (7-47, 1:56)
- BUF — D. Knox 4 yd. pass from J. Allen (M. Prater kick) (6-44, 3:31)
- BUF — J. Cook 3 yd. run (M. Prater kick) (11-70, 5:29)
- BUF — D. Knox 14 yd. pass from J. Allen (M. Prater kick) (13-91, 6:27)
- NE — T. Henderson 65 yd. run (A. Borregales kick) (1-65, 0:14)
- BUF — J. Cook 11 yd. run (M. Prater kick) (7-65, 3:01)

SHOUTOUTS

- Days after celebrating the birth of his first child, Bills TE Dawson Knox set the franchise's all-time record for most touchdown catches by tight end. Knox had two to up his total to 26 and passed Pete Metzelaars.
- The Bills tied a team record for their largest comeback victory on the road. (2010 at Cincinnati and 1987 at Miami).
- Bills LB Matt Milano recorded a career-high 2 sacks.
- The Bills captured their 10th win of the season for the 7th consecutive year, becoming one of 6 teams all-time to do so.



DAWSON KNOX



GAME 15

BILLS 23 | BROWNS 20

- Sunday, December 21, 2025 Kickoff: 1:02 pm
- Huntington Bank Field, Cleveland, OH
- CBS: Ian Eagle, J.J. Watt, Evan Washburn
- Referee: Bill Vinovich
- Weather: 25 degrees, sunny, winds NW 16 mph

TEAM STATISTICS

	BUF	CLE
Total Net Yards	259	294
Turnovers (points after)	0 (0)	2 (9)
3rd Down Efficiency	2/8 (25%)	8/14 (57%)
Red Zone Efficiency	2/3 (67%)	2/4 (50%)
Avg. Drive Start	39.7	34.2
Penalties/Yards	5/35	5/44
Rushing	29/164	31/160
Passing	19/12/95	30/20/134
Time of Possession	24:37	35:23

PLAYER STATISTICS

RUSHING

BUF — J. Cook III 16-117, 2 TDs; J. Allen 7-17; T. Johnson 3-16, TD; R. Davis 3-14
CLE — S. Sanders 4-49; R. Sanders 11-42; M. Corley 3-30; Q. Judkins 8-22; T. Williams 3-17; H. Fannin Jr. 1-1, TD; I. Bond 1-(-1)

RECEIVING

BUF — K. Shakir 4-34; J. Hawes 2-26; T. Shavers 1-21; R. Davis 2-20; J. Cook III 1-17; D. Knox 1-10; J. Palmer 1-2
CLE — T. Williams 4-38; H. Fannin Jr. 4-34, TD; Q. Judkins 5-29; J. Jeudy 3-12; M. Corley 2-11; C. Tillman 1-8; R. Sanders 1-4

PASSING

BUF — J. Allen 19-12-130, 0 TDs, 0 INT
CLE — S. Sanders 29-20-157, TD, 2 INT; C. Bojorquez 1-0-(0), 0 TDs, 0 INT

INTERCEPTIONS

BUF — D. Jones 1; J. Poyer 1
CLE — None

SACKS

BUF — G. Rousseau 2.5; J. Poyer 0.5
CLE — C. Schwesinger 1.0; M. Garrett 0.5; A. Wright 0.5

FIELD GOALS

BUF — M. Badgley (41)
CLE — A. Szmyt (24) (41)

SCORING SUMMARY

	1st	2nd	3rd	4th	Pts
Buffalo	7	13	3	0	23
Cleveland	7	3	7	3	20

- CLE — H.Fannin 13 yd. pass from S.Sanders (A.Szmyt kick) (8-69, 4:18)
- BUF — J.Cook 44 yd. run (M.Badgley kick) (5-80, 2:55)
- BUF — Ty.Johnson 2 yd. run (kick failed, hru) (9-61, 5:01)
- CLE — A.Szmyt 24 yd. Field Goal (13-65, 7:16)
- BUF — J.Cook 3 yd. run (M.Badgley kick) (7-68, 3:15)
- BUF — M.Badgley 41 yd. Field Goal (4-2, 1:02)
- CLE — H.Fannin 1 yd. run (A.Szmyt kick) (14-67, 8:01)
- CLE — A.Szmyt 41 yd. Field Goal (8-43, 4:44)

SHOUTOUTS

- James Cook III rushed for 117 yards to move into 3rd place on the franchise's all-time single-season yardage list. He has the most rushing yards by a Bill since 1975 (O.J. Simpson)
- Jordan Poyer became the 4th Bill to ever post 10+ tackles, an interception and 0.5 sack in the same game.
- Greg Rousseau posted a season-high 2.5 sacks along with 7 QB hits.
- DaQuan Jones recorded the first interception in his football career at any level.



JAMES COOK



GAME 16

EAGLES 13 | BILLS 12

- Sunday, December 28, 2025
- Kickoff: 4:25 pm
- Highmark Stadium, Orchard Park, NY
- FOX: Kevin Burkhardt, Tom Brady, Erin Andrews, Tom Rinaldi
- Referee: Ron Torbert
- Weather: 38 degrees, rain, winds S 6 mph

TEAM STATISTICS

	BUF	PHI
Total Net Yards	331	190
Turnovers (points after)	1 (7)	0 (0)
3rd Down Efficiency	6/15 (40%)	3/13 (23%)
Red Zone Efficiency	2/3 (67%)	1/2 (50%)
Avg. Drive Start	27.9	26.3
Penalties/Yards	4/40	3/36
Rushing	33/120	26/82
Passing	35/23/211	27/13/108
Time of Possession	35:15	24:45

PLAYER STATISTICS

RUSHING

BUF — J. Cook III 20-74; J. Allen 7-27, 2 TDs; T. Johnson 5-15; R. Davis 1-4
PHI — S. Barkley 19-68; T. Bigsby 2-7; J. Hurts 3-5; W. Shipley 2-2

RECEIVING

BUF — B. Cooks 4-101; T. Shavers 2-36; K. Shakir 6-35; T. Johnson 3-33; D. Knox 5-30; R. Davis 1-12; J. Palmer 1-12; J. Cook III 1-3
PHI — A. Brown 5-68; D. Smith 2-25; D. Goedert 3-8, TD; D. Cooper 1-4; G. Calcaterra 1-3; T. Bigsby 1-2

PASSING

BUF — J. Allen 35-23-262, 0 TDs, 0 INT
PHI — J. Hurts 27-13-110, TD, 0 INT

INTERCEPTIONS

BUF — None
PHI — None

SACKS

BUF — M. Milano 0.5; G. Rousseau 0.5
PHI — J. Hunt 2.0; J. Carter 1.0; M. Ojomo 1.0; J. Phillips 1.0

FIELD GOALS

BUF — None
PHI — J. Elliott (47) (28)


SCORING SUMMARY

	1st	2nd	3rd	4th	Pts
Buffalo	0	0	0	12	12
Philadelphia	7	6	0	0	13

- PHI — D.Goedert 1 yd. pass from J.Hurts (J.Elliott kick) (7-45, 3:28)
- PHI — J.Elliott 47 yd. Field Goal (13-48, 5:54)
- PHI — J.Elliott 28 yd. Field Goal (10-61, 2:41)
- BUF — J.Allen 2 yd. run (kick blocked) (11-54, 5:51)
- BUF — J.Allen 1 yd. run (pass failed) (13-83, 3:16)

SHOUTOUTS

- Josh Allen recorded his 300th career total touchdown, becoming the fastest player in NFL history to reach the mark (127 games).
- Allen recorded multiple rushing touchdowns for the 17th time in his career.
- Brandin Cooks registered his first 100-yard receiving game as a Bill and his first since November 12, 2023 as a member of the Cowboys (173 yards vs. NYG). For his career, Cooks has 25 games of reaching the century mark.
- The Bills held Philadelphia to just 16 yards of offense, 1 first down and zero completions in the 2nd half.



JOSH ALLEN



GAME 17

BILLS 35 | JETS 8

- Sunday, January 4, 2026 Kickoff: 4:25 pm
- Highmark Stadium, Orchard Park, NY
- CBS: Andrew Catalon, Charles Davis, Jason McCourty, AJ Ross
- Referee: Alan Eck
- Weather: 27 degrees, cloudy, winds W 13 mph

TEAM STATISTICS

	BUF	NYJ
Total Net Yards	470	122
Turnovers (points after)	0 (0)	0 (0)
3rd Down Efficiency	6/13 (46%)	5/13 (38%)
Red Zone Efficiency	5/6 (83%)	1/1 (100%)
Avg. Drive Start	29.4	30.6
Penalties/Yards	3/28	4/27
Rushing	43/211	23/69
Passing	29/22/259	22/11/53
Time of Possession	38:20	21:40

PLAYER STATISTICS

RUSHING

BUF — R. Davis 21-151; T. Johnson 13-36, TD; J. Cook III 2-15; M. Trubisky 5-5; R. Gilliam 2-4
NYJ — K. Herbert 12-42; K. Nwangwu 7-18; B. Cook 3-7; A. Smith 1-2

RECEIVING

BUF — K. Coleman 2-49; D. Kincaid 3-48; G. Davis 5-41, TD; K. Latu 3-31; D. Knox 2-24, TD; R. Davis 2-23, TD; R. Gilliam 1-22; T. Johnson 2-20, TD; J. Palmer 1-1; J. Hawes 1-(0)
NYJ — I. Williams 5-24; J. Metchie III 3-20; Q. Skinner 1-10; K. Herbert 1-4; A. Beck 1-2, TD

PASSING

BUF — M. Trubisky 29-22-259, 4 TDs, 0 INT
NYJ — B. Cook 22-11-60, TD, 0 INT

INTERCEPTIONS

BUF — None
NYJ — None

SACKS

BUF — T.Sanders 1.0
NYJ — None

FIELD GOALS

BUF — None
NYJ — None

SCORING SUMMARY

	1st	2nd	3rd	4th	Pts
Buffalo	7	14	8	6	35
NY Jets	0	0	0	8	8

- BUF — D.Knox 17 yd. pass from M.Trubisky (M.Prater kick) (11-80, 6:43)
- BUF — Ty.Johnson 6 yd. run (M.Prater kick) (13-84, 6:21)
- BUF — R.Davis 2 yd. pass from M.Trubisky (M.Prater kick) (5-51, 2:53)
- BUF — G.Davis 2 yd. pass from M.Trubisky (M.Trubisky-K.Coleman pass) (11-54, 5:03)
- BUF — Ty.Johnson 6 yd. pass from M.Trubisky (pass failed) (5-55, 2:55)
- NYJ — A.Beck 2 yd. pass from B.Cook (B.Cook-Q.Skinner pass) (10-48, 4:32)

SHOUTOUTS

- The Bills played their final regular season game at Highmark Stadium, the team's home since 1973.
- RB Ray Davis finished with a career-high 151 yards on the ground and finished the season as the NFL's leader in kickoff return yard average (30.4).
- The Bills outgained the Jets by 348 yards, the 3rd largest gap in team history.



RAY DAVIS



HISTORY

BUFFALO BILLS





ALL-TIME REGULAR SEASON SERVICE

MOST SEASONS PLAYED

Rank	No.	Name
1.	15	WR Andre Reed (1985-99) DE Bruce Smith (1985-99)
2.	14	G Jim Ritcher (1980-93)
4.	13	OL Joe Devlin (1976-82, 1984-89) P Brian Moorman (2001-13) DT Kyle Williams (2006-2018)

MOST REGULAR SEASON GAMES

Rank	Games	Name
1.	221	WR Andre Reed (1985-99)
2.	217	DE Bruce Smith (1985-99)
3.	203	G Jim Ritcher (1980-93)
4.	191	OL Joe Devlin (1976-82, 1984-89)
5.	190	P Brian Moorman (2001-13)
6.	188	LB Darryl Talley (1983-1994)
7.	183	DT Kyle Williams (2006-2018)
8.	178	S Steve Freeman (1975-1986)
9.	173	LB Mike Pike (1987-1998) RB Thurman Thomas (1988-1999)

MOST GAMES PLAYED BY POSITION

QUARTERBACKS

Rank	Games	Name
1.	164	QB Joe Ferguson (1973-84)
2.	160	QB Jim Kelly (1986-1996)
3.	128	QB Josh Allen (2018-25)

OFFENSIVE LINEMAN

Rank	Games	Name
1.	203	G Jim Ritcher (1980-93)
2.	191	OL Joe Devlin (1976-82, 1984-89)
3.	170	C Kent Hull (1986-1996)

WIDE RECEIVERS/TIGHT ENDS

Rank	Games	Name
1.	221	WR Andre Reed (1985-99)
2.	160	WR Steve Tasker (1986-97)
3.	156	TE Pete Metzelaars (1985-1994)

RUNNING BACKS

Rank	Games	Name
1.	173	RB Thurman Thomas (1988-99)
2.	112	RB O.J. Simpson (1969-77)
3.	106	RB Fred Jackson (2007-14)

DEFENSIVE LINEMAN

Rank	Games	Name
1.	217	DE Bruce Smith (1985-99)
2.	183	DT Kyle Williams (2006-2018)
3.	162	NT Fred Smerlas (1979-89)

LINEBACKERS

Rank	Games	Name
1.	188	LB Darryl Talley (1983-1994)
2.	173	LB Mark Pike (1987-1998)
3.	142	LB Mike Stratton (1962-1972)

SECONDARY

Rank	Games	Name
1.	178	DB Steve Freeman (1975-86)
2.	151	DB Charles Romeis (1977-86)
3.	144	DB Henry Jones (1991-00)

SPECIALISTS

Rank	Games	Name
1.	190	P Brian Moorman (2001-13)
2.	159	P Chris Mohr (1991-2000)
3.	152	K Rian Lindell (2003-12)



ALL-TIME REGULAR SEASON SCORING

ALL-TIME LEADING SCORERS

Rank	Points	Player
1.	1,011	K Steve Christie (1992-2000)
2.	980	K Rian Lindell (2003-12)
3.	670	K Scott Norwood (1985-91)
4.	657	K Tyler Bass (2020-25)
5t.	522	RB Thurman Thomas (1988-99) WR Andre Reed (1985-99)

MOST TOUCHDOWNS, CAREER

Rank	TDs	Player
1.	87	RB Thurman Thomas (1988-99) WR Andre Reed (1985-99)
3	81	QB Josh Allen (2018-25)
4.	70	RB O.J. Simpson (1969-77)
5.	49	WR Eric Moulds (1996-2005)

MOST FIELD GOALS MADE, CAREER

Rank	FGs	Player
1.	234	K Steve Christie (1992-2000)
2.	225	K Rian Lindell (2003-12)
3.	133	K Scott Norwood (1985-91)
4.	131	K Tyler Bass (2020-25)
5.	109	K Dan Carpenter (2013-16)

MOST POINTS, SEASON

Rank	Points	Player/Season
1.	141	K Tyler Bass (2020)
2.	140	K Steve Christie (1998)
3.	138	RB O.J. Simpson (1975)
4.	135	K Tyler Bass (2021)
5.	133	K Dan Carpenter (2014)

MOST TOUCHDOWNS, SEASON

Rank	TDs	Player/Season
1.	23	RB O.J. Simpson (1975)
2.	18	RB James Cook III (2024)
3t.	15	QB Josh Allen (2023)
3t.	15	RB Cookie Gilchrist (1962)

MOST FIELD GOALS MADE, SEASON

Rank	FGs	Player/Season
1.	34	Dan Carpenter (2014)
2.	33	Steve Christie (1998) Dan Carpenter (2013)
4.	32	Scott Norwood (1988)
5.	31	Steve Christie (1995)

ALL-TIME SCORING

Overall TDs	2,456
TDs by rushing	920
TDs by reception	1,312
TDs by INT return.....	98
TDs by kickoff return	29
TDs by punt return	25
TDs by fumble return.....	58
TDs by blocked punt/FG	13
FGs made.....	1,330



ALL-TIME REGULAR SEASON SCORING

MOST POINTS, GAME

Rank	Points	Player/Game
1.	30	Cookie Gilchrist, vs. N.Y. Jets 12/8/63 (5 tdr)
2.	24	O.J. Simpson, vs. New England 11/23/75 (2 tdr, 2 tdp) Roland Hooks, vs. Cincinnati 9/9/79 (4 tdr) Jerry Butler, vs. N.Y. Jets 9/23/79 (4 tdp) Don Beebe, vs. Pittsburgh 9/8/91 (4 tdp) Thurman Thomas, vs. L.A. Rams 9/6/92 (3 tdr, 1 tdp) Willis McGahee, at Seattle 11/28/04 (4 tdr)

MOST TOUCHDOWNS, GAME

Rank	Points	Player/Game
1.	5	Cookie Gilchrist, vs. N.Y. Jets 12/8/63 (5 rush)
2.	4	O.J. Simpson, vs. New England 11/23/75 (2 rush, 2 rec.) Roland Hooks, vs. Cincinnati 9/9/79 (4 rush) Jerry Butler, vs. N.Y. Jets 9/23/79 (4 rec.) Don Beebe, vs. Pittsburgh 9/8/91 (4 rec.) Thurman Thomas, vs. L.A. Rams 9/6/92 (3 rush, 1 rec.) Willis McGahee, at Seattle 11/28/04 (4 rush)

MOST FIELD GOALS MADE, GAME

Rank	FGs	Player/Game
1.	6	Tyler Bass, vs. Cleveland (Detroit) 11/20/22 Tyler Bass, at N.Y. Jets 10/25/20 Steve Christie, at N.Y. Jets 10/20/96
2.	5	Pete Gogolak, at Houston 12/5/65 Scott Norwood, vs. Pittsburgh 9/25/88 Steve Christie, at Houston 9/18/94 Steve Christie, vs. N.Y. Jets 10/8/95 Rian Lindell, vs. Houston 9/11/05 Rian Lindell, vs. Tennessee 12/24/06 Rian Lindell, at Washington 12/2/07

LONGEST FIELD GOAL

Rank	LG	Player/Game
1.	61	Tyler Bass, 11/3/24 vs. Miami
2.	59	Steve Christie, 9/26/93 vs. Miami
3.	58	Tyler Bass, 11/15/20 at Arizona Dan Carpenter, 10/5/15 at Detroit

MOST CONSECUTIVE GAMES WITH A TD

Rank	Games	Player/Season
1.	14	O.J. Simpson (1975)
2.	8	James Cook (2024-25)
3.	7	Cookie Gilchrist (1962)
4.	6	Cookie Gilchrist (1963) Robb Riddick (1988) Thurman Thomas (1989) Thurman Thomas (1990) C.J. Spiller (2011-12) Karlos Williams (2015)



ALL-TIME REGULAR SEASON PASSING

ALL-TIME LEADING PASSERS

Player	Seasons	G	Att	Cmp	Pct	Yds	TD	Lg	Rate
1. Jim Kelly	1986-1996(11)	160	4779	2874	60.1	35467	237	84t	84.4
2. Josh Allen	2018-2025(8)	128	4088	2615	64.0	30102	220	98t	94.4
3. Joe Ferguson	1973-1984(12)	164	4166	2188	52.5	27590	181	92t	68.9
4. Jack Kemp	1962-1969(7)	88	2240	1039	46.4	15134	77	94	55.8
5. Ryan Fitzpatrick	2009-2012(4)	55	1742	1041	59.8	11654	80	98t	79.8
6. Drew Bledsoe	2002-2004(3)	48	1531	905	59.1	10151	55	73t	79.2
7. Tyrod Taylor	2015-2017(3)	44	1236	774	62.6	8857	51	84t	92.5
8. Doug Flutie	1998-2000(3)	39	1063	598	56.3	7582	47	84t	81.7
9. Dennis Shaw	1970-1973(4)	45	916	485	52.9	6286	35	75t	57.1
10. J.P. Losman	2004-2008(5)	42	941	558	59.3	6211	33	87t	75.6
11. Trent Edwards	2007-2010(4)	34	878	535	60.9	5739	25	70t	76.8
12. Rob Johnson	1998-2001(4)	30	663	401	60.5	4798	27	74t	85.5
13. EJ Manuel	2013-2016(4)	28	547	319	58.3	3502	19	80t	77.5
14. Todd Collins	1995-1997(3)	28	519	284	54.7	3218	16	95t	68.5
15. Kyle Orton	2014-2014(1)	12	447	287	64.2	3018	18	84	87.8
16. Alex Van Pelt	1995-2003(9)	32	477	262	54.9	2985	16	80t	64.1
17. Frank Reich	1985-1994(9)	93	377	222	58.9	2540	18	63t	81.9
18. Daryle Lamonica	1963-1966(4)	56	353	150	42.5	2499	16	93	55
19. Johnny Green	1960-1961(2)	18	354	145	41	2170	16	70	59.2
20. Warren Rabb	1961-1962(2)	23	251	101	40.2	1782	15	76	58.6

MOST TD PASSES, CAREER

Player	TDs
1. Jim Kelly.....	237
2. Josh Allen.....	220
3. Joe Ferguson.....	181

MOST COMPLETIONS, CAREER

Player	Comps
1. Jim Kelly.....	2,874
2. Josh Allen.....	2,615
3. Joe Ferguson.....	2,188

BEST QB RATING, CAREER

Player	QB Rating
1. Josh Allen.....	94.4
2. Tyrod Taylor.....	92.5
3. Jim Kelly.....	84.4

MOST ATTEMPTS, CAREER

Player	Atts
1. Jim Kelly.....	4,779
2. Joe Ferguson.....	4,166
3. Josh Allen.....	4,088

BEST COMPLETION %, CAREER

Player	Comp%
1. Josh Allen.....	64.0
2. Tyrod Taylor.....	62.6
3. Jim Kelly.....	60.1

[Min. 500 attempts]

MOST INTS, CAREER

Player	INTs
1. Joe Ferguson.....	190
2. Jim Kelly.....	175
3. Jack Kemp.....	132



ALL-TIME REGULAR SEASON PASSING

MOST PASSING YARDS, SEASON

Player	Season	G	Att	Cmp	Pct	Yds	TD	Int	Lg	Rate
1. Josh Allen	2020	16	572	396	69.2	4544	37	10	55	107.2
2. Josh Allen	2021	17	646	409	63.3	4407	36	15	61	92.2
3. Drew Bledsoe	2002	16	610	375	61.5	4359	24	15	73t	86
4. Josh Allen	2023	17	579	385	66.5	4306	29	18	81t	92.2
5. Josh Allen	2022	16	567	359	63.3	4238	35	14	98t	96.6
6. Jim Kelly	1991	15	474	304	64.1	3844	33	17	77t	97.6
7. Ryan Fitzpatrick	2011	16	569	353	62	3832	24	23	60t	79.1
8. Josh Allen	2024	17	483	307	63.6	3731	28	6	64	101.4
9. Josh Allen	2025	17	460	319	69.3	3668	25	10	54t	102.2
9. Joe Ferguson	1981	16	498	252	50.6	3652	24	20	67t	74.1

MOST ATTEMPTS, SEASON

Player	Atts
1. Josh Allen (2021)	646
2. Drew Bledsoe (2002).....	610
3. Josh Allen (2023).....	579

BEST COMPLETION %,

Player	Comp%
1. Josh Allen (2025)	69.6
2. Josh Allen (2020).....	69.3
3. Kelly Holcomb (2005).....	67.4

LOWEST INT %, SEASON

Player	INT %
1. Joe Ferguson (1976)	0.7
2. Tyrod Taylor (2017).....	1.0
3. Josh Allen (2024).....	1.2

MOST COMPLETIONS,

Player	Comps
1. Josh Allen (2021)	409
2. Josh Allen (2020).....	396
3. Josh Allen (2023).....	385

BEST QB RATING, SEASON

Player	QB Rating
1. Josh Allen (2020)	107.2
2. Josh Allen (2025)	102.2
3. Josh Allen (2024)	101.4

MOST INTS, SEASON

Player	INTs
1. Dennis Shaw (1971)	26
2. Joe Ferguson (1983)	25
3. Joe Ferguson (1977)	24

MOST TD PASSES, SEASON

Player	TDs
1. Josh Allen (2020)	37
2. Josh Allen (2021)	36
3. Josh Allen (2022)	35

FEWEST INTS, SEASON

Player	INTs
1. Joe Ferguson (1976)	1
2. Doug Flutie (2000).....	3
3. Tyrod Taylor (2017)	4

LONGEST PASSING PLAYS

Yards	Player	Game
98	Josh Allen (to Gabe Davis)	10/9/22 vs. Pittsburgh
98	Ryan Fitzpatrick (to Terrell Owens)	11/22/09 at Jax.
95	Todd Collins (to Quinn Early)	12/1/96 at Indianapolis
94	Jack Kemp (to Glenn Bass)	10/11/64 at Houston



ALL-TIME REGULAR SEASON PASSING

MOST PASSING YARDS, GAME

Rank	Yards	Player/Game
1.	463	Drew Bledsoe 9/15/02 at Minnesota
2.	424	Josh Allen 10/9/22 vs. Pittsburgh
2.	419	Joe Ferguson 10/9/83 vs. Miami

MOST TOUCHDOWN PASSES, GAME

Rank	TDs	Player/Game
1.	6	Jim Kelly 9/8/91 vs. Pittsburgh
2.	5	Joe Ferguson 9/23/79 vs. N.Y. Jets Joe Ferguson 10/9/83 at Miami Jim Kelly 9/24/89 at Houston (OT) Jim Kelly 10/21/91 vs. Cincinnati

MOST ATTEMPTS, GAME

Rank	Atts	Player/Game
1.	63	Josh Allen 9/25/22 at Miami
2.	57	Kyle Orton 12/7/14 at Denver
3.	55	Joe Ferguson 10/9/83 at Miami
4.	54	Josh Allen 12/12/21 at Tampa
5.	53	Drew Bledsoe 10/6/02 vs. Oakland

MOST COMPLETIONS, GAME

Rank	Comps	Player/Game
1.	42	Josh Allen 9/25/22 at Miami
2.	38	Joe Ferguson 10/9/83 at Miami Kyle Orton 12/7/14 at Denver
4.	36	Josh Allen 12/12/2021 at Tampa

BEST COMPLETION %, GAME

Rank	Comp%	Player/Game
1.	88.5%	Josh Allen (23-26) 11/2/25 vs. Kansas City
2.	84.00%	Josh Allen (21-25) 10/1/23 vs. Miami
3.	83.87%	Josh Allen (26-31) 9/8/22 at LA Rams
4.	83.78%	Josh Allen (31-37) 9/17/23 vs. Las Vegas
5.	83.33%	Trent Edwards (25-30) 10/19/08 vs. San Diego

MOST INTERCEPTIONS, GAME

Rank	INTs	Player/Game
1.	6	Joe Ferguson 11/10/74 vs. Houston

MOST CONSECUTIVE COMPLETIONS

Player	Game(s)	COMP
1t. Josh Allen	1/7/24 at MIA - 9/8/24 vs. ARZ	16
1t. Trent Edwards	9/7/08 vs. SEA - 9/14/08 at JAX	16
3. Jim Kelly	12/23/89 at NYJ - 9/9/90 vs. Ind	15



ALL-TIME REGULAR SEASON RUSHING

ALL-TIME LEADING RUSHERS

Player	Season	G	Att	Yds	Avg	Lg	TD	Att/G	Yds/G
1. Thurman Thomas	1988-1999(12)	173	2849	11938	4.19	80t	65	16.5	69.0
2. O.J. Simpson	1969-1977(9)	112	2123	10183	4.80	94t	57	19	90.9
3. Fred Jackson	2007-2014(8)	106	1279	5646	4.41	80t	30	12.1	53.3
4. Josh Allen	2018-2025(8)	128	871	4721	5.42	45	79	6.9	36.9
5. Joe Cribbs	1980-1985(5)	64	1082	4445	4.11	62t	21	16.9	69.5
6. James Cook III	2022-2025(4)	66	842	4259	5.06	65t	32	12.8	64.5
7. Travis Henry	2001-2004(4)	54	963	3849	4.00	64	27	17.8	71.3
8. LeSean McCoy	2015-2018(4)	57	885	3814	4.31	75t	24	15.5	66.9
9. Wray Carlton	1960-1967(8)	87	819	3368	4.11	80	29	9.4	38.7
10. Willis McGahee	2004-2006(3)	46	868	3365	3.88	57t	24	18.9	73.2
11. C.J. Spiller	2010-2014(5)	70	668	3321	4.97	77	12	9.5	47.4
12. Devin Singletary	2019-2022(4)	61	672	3151	4.69	51t	16	11.0	51.7
13. Cookie Gilchrist	1962-1964(3)	42	676	3056	4.52	67	31	16.1	72.8
14. Antowain Smith	1997-2000(4)	57	760	2932	3.86	59	26	13.3	51.4
15. Jim Braxton	1971-1978(8)	80	721	2842	3.94	36	23	9	35.5
16. Marshawn Lynch	2007-2010(4)	45	687	2765	4.02	56t	17	15.3	61.4
17. Kenneth Davis	1989-1994(6)	96	561	2460	4.39	78t	23	5.8	25.6
18. Greg Bell	1984-1987(4)	40	589	2420	4.11	85t	19	14.7	60.5
19. Curtis Brown	1977-1982(6)	76	564	2171	3.85	58t	8	7.4	28.6
20. Roland Hooks	1976-1982(7)	98	399	1682	4.22	66	12	4.1	17.2

MOST RUSHING YARDS, SEASON

Player	Season	G	Att	Yds	Avg	Lg	TD	Att/G	Yds/G
1. O.J. Simpson	1973 Buf	14	332	2003	6.03	80t	12	23.7	143.1
2. O.J. Simpson	1975 Buf	14	329	1817	5.52	88t	16	23.5	129.8
3. James Cook III	2025 Buf	17	309	1621	5.25	64t	12	18.2	95.4
4. O.J. Simpson	1976 Buf	14	290	1503	5.18	75t	8	20.7	107.4
5. Thurman Thomas	1992 Buf	16	312	1487	4.77	44	9	19.5	92.9
6. Travis Henry	2002 Buf	16	325	1438	4.42	34	13	20.3	89.9
7. Thurman Thomas	1991 Buf	15	288	1407	4.89	33	7	19.2	93.8
9. Travis Henry	2003 Buf	15	331	1356	4.1	64	10	22.1	90.4
9. Thurman Thomas	1993 Buf	16	355	1315	3.7	27	6	22.2	82.2
10. Thurman Thomas	1990 Buf	16	271	1297	4.79	80t	11	16.9	81.1
11. LeSean McCoy	2016 Buf	15	234	1267	5.41	75t	13	15.6	84.5
12. O.J. Simpson	1972 Buf	14	292	1251	4.28	94t	6	20.9	89.4
13. Willis McGahee	2005 Buf	16	325	1247	3.84	27	5	20.3	77.9
14t. C.J. Spiller	2012 Buf	16	207	1244	6.01	62	6	12.9	77.8
14t. Thurman Thomas	1989 Buf	16	298	1244	4.17	38	6	18.6	77.8



ALL-TIME REGULAR SEASON RUSHING

MOST RUSHING ATTEMPTS, CAREER

Rank	Atts	Player/Seasons
1.	2,849	Thurman Thomas 1988-99
2.	2,123	O.J. Simpson 1969-77
3.	1,279	Fred Jackson 2007-14
4.	1,082	Joe Cribbs 1980-83, 1985
5.	963	Travis Henry 2001-04

MOST RUSHING TOUCHDOWNS, CAREER

Rank	TDs	Player/Seasons
1.	79	Josh Allen 2018-25
2.	65	Thurman Thomas 1988-99
3.	57	O.J. Simpson 1969-77
4.	32	James Cook III 2022-25
5.	31	Cookie Gilchrist 1962-64
6.	30	Fred Jackson 2007-14

BEST RUSHING AVERAGE, CAREER

Rank	Avg	Player/Seasons
1.	5.57	Tyrod Taylor 2015-17
2.	5.42	Josh Allen 2018-25
3.	5.06	James Cook 2022-25
4.	4.97	C.J. Spiller 2010-14
5.	4.80	O.J. Simpson 1969-77

MOST 100 YARD GAMES, CAREER

Rank	Games	Player/Seasons
1.	46	Thurman Thomas 1988-99
2.	41	O.J. Simpson 1969-77

LONGEST RUSHING PLAYS

Player	Game	Long
1. O.J. Simpson	10/29/72 vs. PITT	94t
2. O.J. Simpson	9/28/75 vs. PITT	88t
3. Greg Bell	11/18/84 vs. DAL	85t
4t. Wray Carlton	12/5/65 at HOU	80t
4t. O.J. Simpson	9/16/73 at NE	80t
4t. Thurman Thomas	11/18/90 vs. NE	80t
4t. Fred Jackson	10/16/11 at NYG	80t

MOST RUSHING ATTEMPTS, SEASON

Rank	ATTs	Player/Season
1.	355	Thurman Thomas 1993
2.	332	O.J. Simpson 1973
3.	331	Travis Henry 2003
4.	329	O.J. Simpson 1975
5.	325	Travis Henry 2002
		Willis McGahee 2005

MOST RUSHING TOUCHDOWNS, SEASON

Rank	TDs	Player/Season
1t.	16	O.J. Simpson 1975
1t.	16	James Cook 2024
3.	15	Josh Allen 2023
4.	14	Josh Allen 2025

BEST RUSHING AVERAGE, SEASON

Rank	Avg	Player/Season
1.	6.25	Josh Allen 2021
2.	6.15	Josh Allen 2022
3.	6.03	O.J. Simpson 1973

MOST 1,000 YARD RUSHING SEASONS

Rank	1,000 Yard Seasons	Player
1.	8	Thurman Thomas
2.	5	O.J. Simpson
3t.	3	James Cook
3t.	3	Joe Cribbs

MOST 100 YARD GAMES, SEASON

Rank	Games	Player/Seasons
1.	11	O.J. Simpson 1973
2t.	9	Thurman Thomas 1992
2t.	9	James Cook 2025
4.	8	O.J. Simpson 1975
		Thurman Thomas 1991



ALL-TIME REGULAR SEASON RUSHING

MOST RUSHING YARDS, GAME

Rank	Yards	Player/Game
1.	273	O.J. Simpson 11/25/76 at Detroit
2.	250	O.J. Simpson 9/16/73 at New England
3.	243	Cookie Gilchrist 12/8/63 vs. N.Y. Jets
4.	227	O.J. Simpson 9/28/75 at Pittsburgh
5.	219	O.J. Simpson 12/9/73 vs. New England

MOST RUSHING ATTEMPTS, GAME

Rank	Atts	Player/Game
1.	39	O.J. Simpson 10/29/73 vs. Kansas City
2.	37	Thurman Thomas 11/8/92 vs. Pittsburgh Willis McGahee 11/7/04 vs. N.Y. Jets
4.	36	Cookie Gilchrist 12/8/63 vs. N.Y. Jets Joe Cribbs 12/4/83 at Kansas City

MOST RUSHING TOUCHDOWNS, GAME

Rank	TDs	Player/Game
1.	5	Cookie Gilchrist 12/8/63 vs. N.Y. Jets
2.	4	Roland Hooks 9/9/79 vs. Cincinnati Willis McGahee 11/28/04 at Seattle

BEST RUSHING AVERAGE, GAME

Rank	AVG	Player/Game
1.	13.45	Wray Carlton 12/5/65 at Houston
2.	12.07	C.J. Spiller 9/9/12 at N.Y. Jets
3.	11.89	Thurman Thomas 9/24/90 at N.Y. Jets
4.	11.59	O.J. Simpson 11/17/75 at Cincinnati
5.	11.37	James Cook 10/26/25 at Carolina

*Min. 10 attempts

MOST CONSECUTIVE RUSHING TD

Player	Games	Total
1. James Cook	12/15/24 at DET - 9/28/25 vs. NO	8
2t. Cookie Gilchrist	9/30/62 at DAL - 11/11/62 at SD	7
2t. O.J. Simpson	11/9/75 vs. BAL - 12/20/75 vs. MIN	7
4t. O.J. Simpson	9/21/75 vs. NYJ - 10/26/75 vs. MIA	6
4t. Robb Riddick	(10/9/88 vs. IND - 11/14/88 at MIA	6

LONGEST NON-SCORING RUSHING PLAYS

Player	Game	Long
1. C.J. Spiller	12/1/13 vs. ATL	77
2. Terry Miller	11/18/79 vs. GB	75
3. Wayne Patrick	10/11/69 vs. BOS	72
4. O.J. Simpson	12/9/73 vs. NE	71
5. Ben Gregory	9/29/68 vs. NYJ	67



ALL-TIME REGULAR SEASON RECEIVING

ALL-TIME LEADING RECEIVERS

Player	Season	G	Rec	Yds	Avg	Lg	TD
1. Andre Reed	1985-1999(15)	221	941	13095	13.9	83t	86
2. Eric Moulds	1996-2005(10)	154	675	9096	13.5	84t	48
3. Thurman Thomas	1988-1999(12)	173	456	4341	9.5	74t	22
4. Stefon Diggs	2020-2023(4)	66	445	5372	12.1	61	37
5. Lee Evans	2004-2010(7)	109	377	5934	15.7	87t	43
6. Fred Jackson	2007-2014(8)	106	322	2640	8.2	65t	7
7. Josh Reed	2002-2009(8)	115	311	3575	11.5	52	10
8. Pete Metzelaars	1985-1994(10)	156	302	2921	9.7	53t	25
9. Stevie Johnson	2008-2013(6)	75	301	3832	12.7	63	28
10. Bob Chandler	1971-1979(9)	116	295	3999	13.6	58t	34
11. Elbert Dubenion	1960-1968(9)	103	294	5294	18	89	35
12. Peerless Price	1999-2007(6)	84	288	3772	13.1	73t	25
13. Jerry Butler	1979-1986(7)	88	278	4301	15.5	75t	29
14. Frank Lewis	1978-1983(6)	80	269	4638	17.2	92t	24
15. Cole Beasley	2019-2021(3)	46	231	2438	10.6	51	11
16. Dawson Knox	2019-2025(7)	102	229	2694	11.8	53t	27
17. Jay Riemersma	1997-2002(6)	90	204	2304	11.3	38	20
18. Robert Woods	2013-2016(4)	57	203	2451	12.1	57	12
19. Khalil Shakir	2022-2025(4)	62	197	2312	11.7	81t	11
20. Scott Chandler	2010-2014(5)	65	182	2120	11.6	43	17

MOST RECEIVING YARDS, CAREER

Rank	Yards	Player/Seasons
1.	13,095	Andre Reed 1985-99
2.	9,096	Eric Moulds 1996-2005
3.	5,934	Lee Evans 2004-10
4.	5,372	Stefon Diggs 2020-23
5.	5,294	Elbert Dubenion 1960-68

BEST RECEIVING AVERAGE, CAREER

Rank	Yards	Player/Seasons
1.	18.12	James Lofton 1989-92
2.	18.09	Haven Moses 1968-72
3.	17.94	Elbert Dubenion 1960-68
4.	17.28	Glenn Bass 1961-66
5.	17.24	Frank Lewis 1978-83

MOST RECEIVING TOUCHDOWNS, CAREER

Rank	TDs	Player/Seasons
1.	86	Andre Reed 1985-99
2.	48	Eric Moulds 1996-2005
3.	43	Lee Evans 2004-10
4.	37	Stefon Diggs 2020-23
5.	35	Elbert Dubenion 1960-68

100-YARD RECEIVING GAMES, CAREER

Rank	Games	Player/Seasons
1.	36	Andre Reed 1985-99
2.	26	Eric Moulds 1996-2005
3.	21	Stefon Diggs 2020-23
4.	16	Elbert Dubenion 1960-68
5.	14	Frank Lewis 1978-83 Lee Evans 2004-10



ALL-TIME REGULAR SEASON RECEIVING

MOST RECEIVING YARDS, SEASON

Rank	Yards	Player/Season
1.	1,535	Stefon Diggs 2020
2.	1,429	Stefon Diggs 2022
3.	1,368	Eric Moulds 1998
4.	1,326	Eric Moulds 2000
5.	1,312	Andre Reed 1989

MOST RECEPTIONS, SEASON

Rank	Rec	Player/Season
1.	127	Stefon Diggs 2020
2.	108	Stefon Diggs 2022
3.	107	Stefon Diggs 2023
4.	103	Stefon Diggs 2021
5.	100	Eric Moulds 2002

MOST RECEIVING TOUCHDOWNS, SEASON

Rank	Rec	Player/Season
1.	11	Bill Brooks 1995 Stefon Diggs 2022
2.	10	Stefon Diggs 2021 Elbert Dubenion 1964 Bob Chandler 1976 Andre Reed 1991 Eric Moulds 2002 Stevie Johnson 2010

BEST RECEIVING AVERAGE, SEASON

Rank	Avg	Player/Season
1.	27.12	Elbert Dubenion 1964
2.	22.88	Chris Burkett 1986
3.	20.86	Glenn Bass 1964
4.	20.42	Eric Moulds 1998
5.	20.34	James Lofton 1990

100-YARD RECEIVING GAMES, SEASON

Rank	Games	Player/Seasons
1.	7	Stefon Diggs 2020 Andre Reed 1989 Eric Moulds 2020

MOST RECEIVING YARDS, GAME

Rank	Yards	Player/Game
1.	265	Lee Evans 11/19/06 at Houston
2.	255	Jerry Butler 9/23/79 vs. N.Y. Jets
3.	231	Glenn Bass 11/8/64 at N.Y. Jets

MOST RECEPTIONS, GAME

Rank	Rec	Player/Game
1.	15	Andre Reed 11/20/94 vs. GB
2.	13	Greg Bell 9/8/85 vs. San Diego Andre Reed 9/18/89 vs. Denver Thurman Thomas 9/15/91 at N.Y. Jets Peerless Price 9/15/02 at Minnesota

MOST RECEIVING TOUCHDOWNS, GAME

Rank	Rec	Player/Game
1.	4	Jerry Butler 9/23/79 vs. N.Y. Jets Don Beebe 9/8/91 vs. Pittsburgh

CONSECUTIVE 100-YARD RECEIVING GAMES

Player	Games	Total
1t. Stefon Diggs	9/24/23 at WAS - 10/15/23 vs. NYG	4
2t. Stefon Diggs	12/13/20 vs. PIT - 12/28/20 at NE	3
2t. Elbert Dubenion	10/11/64 at HOU - 10/24/64 vs. NYJ	3
2t. Andre Reed	9/18/89 vs. DEN - 10/1/89 vs. NE	3



ALL-TIME REGULAR SEASON SCRIMMAGE YARDS

ALL-TIME LEADING SCRIMMAGE YARDS

	Player	Season	G	Touch	Scrim Yards	ScrimYds /Game	Scrim TD
1	Thurman Thomas	1988-1999(12)	173	3305	16279	94.1	87
2	Andre Reed	1985-1999(15)	221	1016	13595	61.5	87
3	O.J. Simpson	1969-1977(9)	112	2298	12107	108.1	69
4	Eric Moulds	1996-2005(10)	154	703	9253	60.1	48
5	Fred Jackson	2007-2014(8)	106	1601	8286	78.2	37

MOST TOTAL YARDS FROM SCRIMMAGE, SEASON

	Player	Season	G	Touch	Scrim Yards	ScrimYds /Game	Scrim TD
1	O.J. Simpson	1975	14	357	2243	160.2	23
2	Thurman Thomas	1992	16	370	2113	132.1	12
3	O.J. Simpson	1973	14	338	2073	148.1	12
4	Thurman Thomas	1991	15	350	2038	135.9	12
5	Thurman Thomas	1989	16	358	1913	119.6	12

MOST TOUCHES, CAREER

Rank	Touches	Player/Seasons
1.	3,305	Thurman Thomas 1988-99
2.	2,298	O.J. Simpson 1969-77
3.	1,601	Fred Jackson 2007-14
4.	1,262	Joe Cribbs 1980-85
5.	1,066	Travis Henry 2001-04

BEST YARDS PER TOUCH, CAREER

Rank	Avg	Player/Seasons
1.	13.4	Andre Reed 1985-99
2.	5.6	James Cook 2022-25
3.	5.5	C.J. Spiller 2010-14
4.	5.4	Josh Allen 2018-25
5.	5.3	O.J. Simpson 1969-77

MOST TOUCHES, SEASON

Rank	Touches	Player/Season
1.	403	Thurman Thomas 1993
2.	370	Thurman Thomas 1992
3.	368	Travis Henry 2002
4.	359	Travis Henry 2003
5.	358	Thurman Thomas 1989
	358	O.J. Simpson 1975

BEST YARDS PER TOUCH, SEASON

Rank	Avg	Player/Season
1.	13.9	Andre Reed 1994
2.	13.1	Stefon Diggs 2022
3.	12.9	Eric Moulds 2002
4.	12.0	Stefon Diggs 2020

TOP SINGLE-GAME SCRIMMAGE YARD TOTALS

Yards	Player	Game
273	O.J. Simpson	11/25/76 at Detroit
268	Thurman Thomas	9/1/91 vs. Miami



ALL-TIME REGULAR SEASON INTERCEPTIONS

ALL-TIME INTERCEPTIONS LEADERS

	Player	Season	G	Int	Yds	Avg	Long	TD
1.	Butch Byrd	1964-1971(8)	112	40	666	16.7	75	5
2.	Tony Greene	1971-1979(9)	128	37	628	17.0	101t	2
3.	Mark Kelso	1986-1993(8)	99	30	327	10.9	78t	1
4.	Charles Romeś	1977-1986(10)	151	28	493	17.6	85t	1
5.	Nate Odomes	1987-1993(7)	108	26	224	8.6	48	1
6.	Mario Clark	1976-1983(8)	115	25	438	17.5	53	0
7t.	Nate Clements	2001-2006(6)	96	23	341	14.8	58t	5
7t.	Booker Edgerson	1962-1969(8)	100	23	421	18.3	91	2
7t.	Steve Freeman	1975-1986(12)	178	23	329	14.3	50t	3
	7t. Jordan Poyer	2017-2025(8)	117	23	161	7.0	26	1
10t.	Jairus Byrd	2009-2013(5)	73	22	409	18.6	57	2
10t.	George Saimes	1963-1969(7)	91	22	238	10.8	32	0

LONGEST INT RETURN

Player	Long
1. Tony Greene (1976)	101t
2. Tom Janik (1972)	100t
3. Booker Edgerson (1964)	91
4t. Charles Romeś (1978)	85t

MOST INTERCEPTIONS, SEASON

Rank	Touches	Player/Seasons
1	10	Billy Atkins 1961 Tom Janik 1967
3.	9	Tony Greene 1974 Tony Greene 1977 Nate Odomes 1993 Jairus Byrd 2009

MOST INTS RETURNED FOR A TD, CAREER

Rank	TDs	Player/Seasons
1.	5	George "Butch" Byrd 1964-70 Tom Janik 1965-68 Nate Clements 2001-06
2.	4	Henry Jones 1991-2000
3.	3	Steve Freeman 1975-80

MOST INTERCEPTIONS, GAME

Rank	Rec	Player/Game
1.	3	Billy Atkins 10/16/60 vs. N.Y. Titans Marv Matuszak 10/7/62 at Houston Charley Warner 9/19/65 at Denver Tom Janik 12/9/67 at Boston George "Butch" Byrd 10/5/69 at Houston Tony Greene 10/30/77 at Seattle Jeff Nixon 9/7/80 vs. Miami Mark Kelso 12/12/92 vs. Denver Nate Clements 10/20/02 at Miami

MOST INTS RETURNED FOR A TD, SEASON

Rank	TDs	Player/Season
1.	2	Tom Janik 1966 Tom Janik 1967 Booker Edgerson 1968 Henry Jones 1992 Brandon Spoon 2001 Takeo Spikes 2004 Jabari Greer 2008

MOST INTERCEPTION YARDS, CAREER

Rank	Yards	Player/Seasons
1.	666	George "Butch" Byrd 1964-70
2.	628	Tony Greene 1971-79
3.	495	Tom Janik 1965-68
4.	493	Charles Romeś 1977-86



ALL-TIME REGULAR SEASON SACKS/MISC TDS

MOST SACKS, CAREER

Rank	Sacks	Player/Seasons
1.	171.0	Bruce Smith 1985-99
2.	78.0	Aaron Schobel 2001-09
3.	61.5	Phil Hansen 1991-2001
4.	53.0	Jerry Hughes 2013-2021
5.	52.5	Cornelius Bennett 1987-95
6.	48.5	Kyle Williams 2006-2018
7.	43.0	Mario Williams 2012-15
8.	38.5	Darryl Talley 1983-94
9.	35.0	Marcell Dareus 2011-2017

MOST SACKS, SEASON

Rank	Sacks	Player/Season
1.	19.0	Bruce Smith 1990
2.	17.5	Bryce Paup 1995
3.	15.0	Bruce Smith 1986
4.	14.5	Mario Williams 2014
5.	14.0	Bruce Smith 1993 Bruce Smith 1992 Bruce Smith 1997

MOST SACKS, GAME

Rank	Sacks	Player/Game
1.	4.5	Mario Williams 9/15/13 vs. Carolina
2.	4.0	Cornelius Bennett 12/27/87 at Philadelphia Bruce Smith 12/9/90 at Indianapolis Bruce Smith 9/18/94 at Houston
5.	3.5	Mario Williams 11/13/14 at Miami

Note: The Bills record book only includes figures since 1982 when sacks first became an official NFL statistic

LONGEST FUMBLE RETURN FOR A TD

Rank	Return	Player/Game
1.	87	Dave Kilson 9/25/83 vs. Houston
2.	74	Da'Norris Searcy 9/8/13 vs. New England
3.	68	Terrence McGee 11/12/06 at Indianapolis

MOST FUMBLE RETURN TDS, CAREER

Rank	Returns	Player/Seasons
1.	2	Jerry Hughes 2013-2020 Nate Odomes 1987-1993 Ahmad Rashad 1987-1993

LONGEST BLOCKED PUNT TD RETURN

Rank	Return	Player/Game
1.	38	James Williams 10/7/90 vs. L.A. Raiders
2.	36	Stan David 12/8/84 at N.Y. Jets
3.	18	Gabe Northern 11/10/96 at Philadelphia

LONGEST BLOCKED FIELD GOAL TD RE-

Rank	Return	Player/Game
1.	80	Cornelius Bennett 9/30/90 vs. Denver
2.	76	Charles Romes 9/2/79 vs. Miami Mark Kelso 9/24/89 at Houston
4.	72	Jim Dunaway 11/13/66 vs. N.Y. Jets



ALL-TIME REGULAR SEASON PUNTING

ALL-TIME LEADING PUNTERS, GROSS

	Player	Season	G	Punt	Blk	Yds	Avg	TB	In20
1.	Sam Martin	2022-2024 (3)	50	150	2	7003	46.7	13	65
2.	Corey Bojorquez	2018-2020 (3)	40	165	2	7423	45.0	18	74
3.	Shawn Powell	2012-2013 (2)	18	100	0	4473	44.7	7	33
4.	Colton Schmidt	2014-2018 (5)	67	338	0	14877	44.0	20	105
5.	Brian Moorman	2001-2013(13)	190	923	2	40370	43.7	82	259

MOST PUNTS, CAREER

Rank	Punts	Player/Seasons
1.	923	Brian Moorman 2001-13
2.	769	Chris Mohr 1991-2000
3.	552	Paul Maguire 1964-70

MOST PUNTS INSIDE THE 20, CAREER

Rank	Punts	Player/Seasons
1.	259	Brian Moorman 2001-13
2.	190	Chris Mohr 1991-2000
3.	130	Paul Maguire 1964-70

LONGEST PUNT

Rank	Punt	Player/Game
1.	84	Brian Moorman 12/22/02 at Green Bay
2.	80	Chris Mohr 10/13/96 vs. Miami Brian Moorman 9/12/04 vs. Jacksonville

MOST PUNTS, SEASON

Rank	Punts	Player/Season
1.	101	Chris Mohr 1996
2.	100	Paul Maguire 1968
3.	96	Rusty Jackson 1979

MOST PUNTS INSIDE THE 20, SEASON

Rank	Punts	Player/Season
1.	34	Corey Bojorquez 2019
2.	33	John Kidd 1985 Brian Moorman 2006

BEST GROSS AVERAGE, SEASON

Rank	Avg	Player/Season
1.	50.78	Corey Bojorquez 2020
2.	48.22	Brian Moorman 2011
3.	47.68	Sam Martin 2022

BEST GROSS AVERAGE, GAME

Rank	Avg	Player/Game
1.	57.83	Brian Moorman 10/8/06 at Chicago
2.	56.50	Brian Moorman 9/7/03 vs. New England
3.	55.14	Paul Maguire 9/21/69 vs. Houston

MOST PUNTS, GAME

Rank	Punts	Player/Game
1.	11	Paul Maguire 10/15/67 vs. Oakland Paul Maguire 12/7/68 at Houston Marv Bateman 11/15/76 at Dallas Chris Mohr 10/6/96 vs. Indianapolis



ALL-TIME REGULAR SEASON PUNT RETURNS

ALL-TIME LEADING PUNT RETURNERS

	<u>Player</u>	<u>Season</u>	<u>G</u>	<u>PR</u>	<u>FC</u>	<u>Yds</u>	<u>Avg</u>	<u>Lg</u>	<u>TD</u>
1	Roscoe Parrish	2005-2011(7)	77	135	52	1622	12	82t	3
2	Jeff Burris	1994-1997(4)	54	100	22	1045	10.5	57	0
3	Leodis McKelvin	2008-2015(8)	98	99	53	1021	10.3	88t	3
4	Keith Moody	1976-1979(4)	58	88	29	920	10.5	91t	3
5	Kevin Williams	1998-1999(2)	32	70	28	700	10	73	0

MOST PUNT RETURNS, CAREER

<u>Rank</u>	<u>Returns</u>	<u>Player/Seasons</u>
1.	135	Roscoe Parrish 2005-11
2.	100	Jeff Burris 1994-97
3.	99	Leodis McKelvin 2008-15

MOST PUNT RETURN YARDS, CAREER

<u>Rank</u>	<u>Yards</u>	<u>Player/Seasons</u>
1.	1,622	Roscoe Parrish 2005-11
2.	1,045	Jeff Burris 1994-97
3.	1,021	Leodis McKelvin 2008-15

MOST PUNT RETURN TDS, CAREER

<u>Rank</u>	<u>TDs</u>	<u>Player/Seasons</u>
1.	3	Keith Moody 1976-79 Roscoe Parrish 2005-11 Leodis McKelvin 2008-15

BEST PUNT RETURN AVERAGE, CAREER

<u>Rank</u>	<u>Avg</u>	<u>Player/Seasons</u>
1.	12.08	C.J. Spiller 2010-14
2.	12.01	Roscoe Parrish 2005-11
3.	12.00	Clifford Hicks 1990-92

LONGEST PUNT RETURN

<u>Rank</u>	<u>Return</u>	<u>Player/Game</u>
1.	96	Deonte Harty 1/7/24 at Miami
2.	91	Keith Moody 10/23/77 vs. Cleveland
3.	88	Leodis McKelvin 9/16/12 vs. Kansas City

MOST PUNT RETURNS, SEASON

<u>Rank</u>	<u>Returns</u>	<u>Player/Season</u>
1.	43	Donnie Walker 1974
2.	42	Robb Riddick 1983
3.	38	Keith Moody 1979

MOST PUNT RETURN YARDS, SEASON

<u>Rank</u>	<u>Yards</u>	<u>Player/Season</u>
1.	440	Roscoe Parrish 2007
2.	431	Leodis McKelvin 2012
3.	384	Donnie Walker 1974

MOST PUNT RETURN TDS, SEASON

<u>Rank</u>	<u>TDs</u>	<u>Player/Season</u>
1.	2	Leodis McKelvin 2012
2.	1	On 23 occasions (Last: Isaiah McKenzie 2020)

BEST PUNT RETURN AVERAGE, SEASON

<u>Rank</u>	<u>Avg</u>	<u>Player/Season</u>
1.	18.74	Leodis McKelvin 2012
2.	16.30	Roscoe Parrish 2007
3.	15.33	Roscoe Parrish 2008



ALL-TIME REGULAR SEASON KICK RETURNS

ALL-TIME LEADING KICK RETURNERS

	Player	Season	G	KR	Yds	Avg	Lg	TD
1	Terrence McGee	2003-2012(10)	122	207	5450	26.3	104t	5
2	Leodis McKelvin	2008-2015(8)	98	95	2471	26	98t	1
3	Keith Moody	1976-1979(4)	58	101	2168	21.5	45	0
4	Eric Moulds	1996-2005(10)	154	96	2128	22.2	97t	1
5	Kevin Williams	1998-1999(2)	32	89	1899	21.3	62	0

MOST KICK RETURNS, CAREER

Rank	Returns	Player/Seasons
1.	207	Terrence McGee 2003-12
2.	101	Keith Moody 1976-79
3.	96	Eric Moulds 1996-2005
4.	95	Leodis McKelvin 2008-15

MOST KICK RETURN YARDS, CAREER

Rank	Yards	Player/Seasons
1.	5,450	Terrence McGee 2003-12
2.	2,471	Leodis McKelvin 2008-15
3.	2,168	Keith Moody 1976-79

MOST KICK RETURN TDS, CAREER

Rank	TDs	Player/Seasons
1.	5	Terrence McGee 2003-12
2.	3	Charley Warner 1964-66
3.	2	Nyheim Hines 2022 Wallace Francis 1973-74 C.J. Spiller 2010-14

BEST KICK RETURN AVERAGE, CAREER

Rank	Avg	Player/Seasons
1.	30.00	O.J. Simpson 1969-77
2.	28.51	Andre Roberts 2019-20
3.	27.23	Wallace Francis 1973-74

LONGEST KICK RETURN

Rank	Return	Player/Game
1.	104	Terrence McGee 12/5/04 at Miami (TD)

MOST KICK RETURNS, SEASON

Rank	Returns	Player/Season
1.	64	Charlie Rogers 2002
2.	52	Eric Moulds 1996 Terrence McGee 2004 Terrence McGee 2006 Leodis McKelvin 2008

MOST KICK RETURN YARDS, SEASON

Rank	Yards	Player/Season
1.	1,468	Leodis McKelvin 2008
2.	1,391	Terrence McGee 2005
3.	1,370	Terrence McGee 2004

MOST KICK RETURN TDS, SEASON

Rank	TDs	Player/Season
1.	3	Terrence McGee 2004
2.	2	Nyheim Hines 2022 Charley Warner 1965 Wallace Francis 1973

BEST KICK RETURN AVERAGE, SEASON

Rank	Avg	Player/Season
1.	30.4	Ray Davis 2025
2.	30.24	Terrence McGee 2005
3.	30.03	Andre Roberts 2020
4.	29.87	Wallace Francis 1973
5.	28.33	Leodis McKelvin 2012



ALL-TIME REGULAR SEASON ROOKIE RECORDS

PASSING

MOST ATTEMPTS, Season

1. Dennis Shaw, 1970	321
2. Josh Allen, 2018	320
3. EJ Manuel, 2013	306
4. Trent Edwards, 2007	269
5. John Green, 1960	228

MOST COMPLETIONS, Season

1. EJ Manuel, 2013	180
2. Dennis Shaw, 1970	178
3. Josh Allen, 2018	169
4. Trent Edwards, 2007	151
5. Dan Darragh, 1968	92

MOST YARDS, Season

1. Dennis Shaw, 1970	2,507
2. Josh Allen, 2018	2,074
3. EJ Manuel, 2013	1,972
4. Trent Edwards, 2007	1,630
5. John Green, 1960	1,267

MOST TD PASSES, Season

1. EJ Manuel, 2013	11
2t. Josh Allen, 2018	10
2t. John Green, 1960	10
2t. Dennis Shaw, 1970	10
4t. Trent Edwards, 2007	7

RUSHING

MOST ATTEMPTS, Season

1. Joe Cribbs, 1980	306
2. Willis McGahee, 2004	284
3. Marshawn Lynch, 2007	280
4. Greg Bell, 1984	262
5. Terry Miller, 1978	238

MOST YARDS, Season

1. Joe Cribbs, 1980	1,185
2. Willis McGahee, 2004	1,128
3. Marshawn Lynch, 2007	1,115
4. Greg Bell, 1984	1,100
5. Terry Miller, 1978	1,060

MOST TOUCHDOWNS, Season

1. Willis McGahee, 2004	13
2. Joe Cribbs, 1980	11
3t. Josh Allen, 2018	8
3t. Antowain Smith, 1997	8
5t. Terry Miller, 1978	7
5t. Greg Bell, 1984	7
5t. Marshawn Lynch, 2007	7
5t. Karlos Williams, 2015	7

RECEIVING

MOST RECEPTIONS, Season

1. Dalton Kincaid, 2023	73
2. Sammy Watkins, 2014	65
3. Joe Cribbs, 1980	52
4. Glenn Bass, 1961	50
5t. Jerry Butler, 1979	48
5t. Andre Reed, 1985	48
5t. Lee Evans, 2004	48

MOST YARDS, Season

1. Sammy Watkins, 2014	982
2. Lee Evans, 2004	843
3. Jerry Butler, 1979	834
4. Glenn Bass, 1961	765
5. Elbert Dubenion, 1960	752

MOST TOUCHDOWNS, Season

1. Lee Evans, 2004	9
2t. Gabe Davis, 2020	7
2t. Elbert Dubenion, 1960	7
3. Sammy Watkins, 2014	6

TOTAL OFFENSE

MOST POINTS, Season

1. Tyler Bass, 2020	141
2. Pete Gogolak, 1964	102
3. Booth Lusteg, 1966	98
4. Willis McGahee, 2004	78
5. Joe Cribbs, 1980	72
6t. Grant Guthrie, 1970	54
6t. Lee Evans, 2004	54

INTERCEPTIONS

MOST INTERCEPTIONS, Season

1. Jairus Byrd, 2009	9
2. Archie Matsos, 1960	8
3t. Carl Charon, 1962	7
3t. George "Butch" Byrd, 1964 ..	7

PUNT RETURNS

PUNT RETURN YARDS, Season

1. Jeff Burris, 1994	332
2. Hagood Clarke, 1964	317
3. Don Wilson, 1984	297
4. Russell Copeland, 1993	274
5. Donnie Walker, 1973	210

KICK RETURNS

KICK RETURN YARDS, Season

1. Leodis McKelvin, 2008	1,468
2. Eric Moulds, 1996	1,205
3. C.J. Spiller, 2010	1,014
4. Max Anderson, 1968	971
5. Darick Holmes, 1995	799



300-YARD PASSING PERFORMANCES

REGULAR SEASON ONLY

YARDS	ATT	COMP	TD	INT	PLAYER	OPP.	DATE	H/A	SCORE	RECORD
334	49	18	2	1	John Green	v HOU	10/30/60	H	W, 25-24	1-0
300	24	12	2	2	Jack Kemp	@ KCY	10/13/63	A	W, 35-26	2-0
317	36	18	1	1	Jack Kemp (2)	v BOS	10/26/63	H	W, 28-21	3-0
378	26	14	3	3	Jack Kemp (3)	@ HOU	10/11/64	A	W, 48-17	4-0
317	21	12	2	2	Dennis Shaw	v NYJ	10/4/70	H	W, 33-31	5-0
358	32	24	2	2	Dennis Shaw (2)	v MIA	10/18/70	H	L, 14-33	5-1
353	30	18	4	3	Dennis Shaw (3)	v DAL	9/19/71	H	L, 37-49	5-2
331	40	25	1	3	Joe Ferguson	@ MIA	12/17/77	A	L, 14-31	5-3
367	30	19	5	0	Joe Ferguson (2)	v NYJ	9/23/79	H	W, 46-31	6-3
317	23	14	3	1	Joe Ferguson (3)	@ BAL	9/30/79	A	W, 31-13	7-3
339	35	17	1	2	Joe Ferguson (4)	@ DET	10/28/79	A	W, 20-17	8-3
316	46	27	0	1	Joe Ferguson (5)	v DEN	12/2/79	H	L, 9-16	8-4
338	29	20	3	0	Joe Ferguson (6)	v MIA	10/12/81	H	W, 31-21	9-4
301	42	19	1	4	Joe Ferguson (7)	@ DAL	11/9/81	A	L, 14-27	9-5
330	45	25	3	1	Joe Ferguson (8)	v MIN	9/16/82	H	W, 23-22	10-5
419	55	38	5	1	Joe Ferguson (9)	@ MIA	10/9/83	A	W, 38-35	11-5
340	46	31	2	0	Joe Ferguson (10)	v NYJ	9/23/84	H	L, 26-28	11-6
377	46	31	0	2	Vince Ferragamo	v SDC	9/8/85	H	L, 9-14	11-7
357	39	22	0	2	Bruce Mathison	v NYJ	12/8/85	H	L, 7-27	11-8
342	39	29	3	0	Jim Kelly	@ TAM	11/2/86	A	L, 28-34	11-9
315	39	20	2	0	Jim Kelly (2)	v CLE	12/7/86	H	L, 17-21	11-10
305	42	25	3	1	Jim Kelly (3)	v NYJ	9/13/87	H	L, 28-31	11-11
359	39	29	2	0	Jim Kelly (4)	@ MIA	10/25/87	A	W, 34-31	12-11
315	36	22	1	0	Jim Kelly (5)	@ RAI	12/6/87	A	L, 21-34	12-12
315	39	21	3	1	Jim Kelly (6)	v IND	10/9/88	H	W, 34-23	13-12
302	27	16	3	1	Jim Kelly (7)	@ NYJ	10/17/88	A	W, 37-14	14-12
363	29	17	5	1	Jim Kelly (8)	@ HOU	9/24/89	A	W, 47-41	15-12
356	41	21	1	2	Jim Kelly (9)	@ NEP	11/19/89	A	L, 24-33	15-13
334	32	19	3	1	Jim Kelly (10)	v PHI	12/2/90	H	W, 30-23	16-13
381	39	29	2	1	Jim Kelly (11)	v MIA	9/1/91	H	W, 35-31	17-13
363	43	31	6	2	Jim Kelly (12)	v PIT	9/8/91	H	W, 52-34	18-13
322	35	20	1	1	Jim Kelly (13)	@ TAM	9/22/91	A	W, 17-10	19-13
303	29	19	3	0	Jim Kelly (14)	v CHI	9/29/91	H	W, 35-20	20-13
392	27	18	5	3	Jim Kelly (15)	v CIN	10/21/91	H	W, 35-16	21-13
347	52	33	2	1	Jim Kelly (16)	@ RAI	12/8/91	A	W, 30-27	22-13
403	33	22	3	1	Jim Kelly (17)	@ SFR	9/13/92	A	W, 34-31	23-13
308	20	15	3	0	Jim Kelly (18)	@ NEP	9/27/92	A	W, 41-7	24-13
306	48	25	1	4	Jim Kelly (19)	v MIA	10/4/92	H	L, 10-37	24-14
302	45	26	0	1	Jim Kelly (20)	@ RAI	10/11/92	A	L, 3-20	24-15
317	46	29	1	0	Jim Kelly (21)	@ NEP	11/7/93	A	W, 13-10	25-15
328	41	25	4	3	Jim Kelly (22)	@ NEP	9/11/94	A	W, 38-35	26-15
365	44	32	2	1	Jim Kelly (23)	v GBY	11/20/94	H	W, 29-20	27-15
316	37	22	2	0	Jim Kelly (24)	@ NYJ	11/19/95	A	W, 28-26	28-15
313	41	24	1	1	Jim Kelly (25)	@ NYG	9/1/96	A	W, 23-20	29-15
309	44	23	1	0	Todd Collins	v IND	10/6/96	H	W, 16-13	30-15
324	41	24	1	2	Jim Kelly (26)	@ SEA	12/8/96	A	L, 18-26	30-16
339	39	21	2	0	Doug Flutie	@ NEP	11/29/98	A	L, 21-25	30-17
319	30	18	2	3	Doug Flutie (2)	@ CIN	12/6/98	A	W, 33-20	31-17
300	42	22	1	2	Doug Flutie (3)	@ IND	9/12/99	A	L, 14-31	31-18
321	47	29	1	1	Rob Johnson	v SDC	10/15/00	H	W, 27-24	32-18
366	25	20	3	0	Doug Flutie (4)	@ SEA	12/23/00	A	W, 42-23	33-18
310	37	24	1	1	Rob Johnson (2)	@ SDC	10/28/01	A	L, 24-27	33-19



300-YARD PASSING PERFORMANCES

REGULAR SEASON ONLY

YARDS	ATT	COMP	TD	INT	PLAYER	OPP.	DATE	H/A	SCORE	RECORD
316	42	28	2	0	Alex Van Pelt	v SEA	11/18/01	H	L, 20-23	33-20
309	34	21	3	1	Alex Van Pelt (2)	v MIA	11/25/01	H	L, 27-34	33-21
463	49	35	3	0	Drew Bledsoe	@ MIN	9/15/02	A	W, 45-39	34-21
328	36	28	4	0	Drew Bledsoe (2)	v CHI	9/29/02	H	W, 33-27	35-21
417	53	32	2	3	Drew Bledsoe (3)	v OAK	10/6/02	H	L, 31-49	35-22
302	36	21	1	0	Drew Bledsoe (4)	v DET	10/27/02	H	W, 24-17	36-22
302	45	28	1	1	Drew Bledsoe (5)	v NEP	11/3/02	H	L, 7-38	36-23
306	27	15	3	0	Drew Bledsoe (6)	v MIA	12/1/02	H	W, 38-21	37-23
328	51	32	2	4	Drew Bledsoe (7)	@ NEP	12/8/02	A	L, 17-27	37-24
314	25	19	2	0	Drew Bledsoe (8)	@ JAX	9/14/03	A	W, 38-17	38-24
308	31	24	1	1	Kelly Holcomb	@ CIN	12/24/05	A	W, 37-27	39-24
328	38	22	1	1	J.P. Losman	v NYJ	9/24/06	H	L, 20-28	39-25
340	38	26	3	1	J.P. Losman (2)	@ HOU	11/19/06	A	W, 24-21	40-25
374	43	29	4	2	Ryan Fitzpatrick	@ BAL	10/24/10	A	L, 34-37	40-26
316	34	21	4	2	Ryan Fitzpatrick (2)	@ CIN	11/21/10	A	W, 49-31	41-26
369	40	27	2	2	Ryan Fitzpatrick (3)	v NEP	9/25/11	H	W, 34-31	42-26
316	47	31	2	3	Ryan Fitzpatrick (4)	v MIA	12/18/11	H	L, 23-30	42-27
307	46	29	2	4	Ryan Fitzpatrick (5)	@ NEP	1/1/12	A	L, 21-49	42-28
350	39	22	4	4	Ryan Fitzpatrick (6)	v NEP	9/30/12	H	L, 28-52	42-29
337	40	27	2	1	Ryan Fitzpatrick (7)	@ NEP	11/11/12	A	L, 31-37	42-30
308	43	30	1	1	Kyle Orton	at DET	10/5/14	A	W, 17-14	43-30
355	57	38	1	2	Kyle Orton (2)	at DEN	12/7/14	A	L, 17-24	43-31
329	49	32	3	2	Kyle Orton (3)	at OAK	12/21/14	A	L, 24-26	43-32
329	39	26	3	0	Tyrod Taylor	v MIA	12/24/16	H	L, 31-34 (OT)	43-33
312	46	33	2	0	Josh Allen	v NYJ	9/13/20	H	W, 27-17	44-33
415	35	24	4	0	Josh Allen (2)	at MIA	9/20/20	A	W, 31-28	45-33
311	33	24	4	1	Josh Allen (3)	v LAR	9/27/20	H	W, 35-32	46-33
307	43	30	0	0	Josh Allen (4)	at NYJ	10/25/20	A	W, 18-10	47-33
415	38	31	3	0	Josh Allen (5)	v SEA	11/8/20	H	W, 44-34	48-33
375	40	32	4	0	Josh Allen (6)	at SF	12/7/20	A	W, 34-24	49-33
359	40	28	2	0	Josh Allen (7)	at DEN	12/20/20	A	W, 48-19	50-33
320	36	27	4	0	Josh Allen (8)	at NE	12/28/20	A	W, 38-9	51-33
358	43	32	4	0	Josh Allen (9)	v WAS	9/26/21	H	W, 43-21	52-33
315	26	15	3	0	Josh Allen (10)	@ KC	10/10/21	A	W, 38-20	53-33
353	47	35	3	1	Josh Allen (11)	@ TEN	10/18/21	A	L, 31-34	53-34
366	28	21	2	1	Josh Allen (12)	@ NYJ	11/14/21	A	W, 45-17	54-34
308	54	36	2	1	Josh Allen (13)	@ TB	12/12/21	A	L, 27-33	54-35
314	47	30	3	0	Josh Allen (14)	@ NE	12/27/21	A	W, 33-21	55-35
317	38	26	4	0	Josh Allen (15)	v TEN	9/19/22	H	W, 41-7	56-35
400	63	42	2	0	Josh Allen (16)	@ MIA	9/25/22	A	L, 19-21	56-36
424	31	20	4	1	Josh Allen (17)	v PIT	10/9/22	H	W, 38-3	57-36
329	40	27	3	0	Josh Allen (18)	@ KC	10/16/22	A	W, 24-20	58-36
330	43	29	1	2	Josh Allen (19)	v MIN	11/13/22	H	L, 30-33	58-37
304	40	25	4	0	Josh Allen (20)	v MIA	12/17/22	H	W, 32-29	59-37
320	25	21	4	0	Josh Allen (21)	v MIA	10/1/23	H	W, 48-20	60-37
359	40	27	2	1	Josh Allen (22)	v JAX	10/8/23	H	L, 20-25	60-38
324	40	31	2	1	Josh Allen (23)	v TB	10/30/23	H	W, 24-18	61-38
339	51	29	2	1	Josh Allen (24)	at PHI	11/26/23	A	L, 34-37	61-39
359	38	30	2	2	Josh Allen (25)	at MIA	1/7/24	A	W, 21-14	62-39
323	33	21	2	0	Josh Allen (26)	v TEN	10/20/24	H	W, 34-10	63-39
342	37	22	3	0	Josh Allen (27)	@ LAR	12/8/24	A	L, 42-44	63-40
362	34	23	2	0	Josh Allen (28)	@ DET	12/15/24	A	W, 48-42	64-40
394	46	33	2	0	Josh Allen (29)	v BAL	9/7/25	H	W, 41-40	65-40
306	40	28	2	1	Josh Allen (30)	@ MIA	11/9/25	A	L, 13-30	65-41



300-YARD PASSING PERFORMANCES

REGULAR SEASON ONLY

YARDS	ATT	COMP	TD	INT	PLAYER	OPP.	DATE	H/A	SCORE	RECORD
317	30	19	3	2	Josh Allen (31)	vs. TB	11/16/25	H	44-32	66-41



100-YARD RECEIVING PERFORMANCES

REGULAR SEASON ONLY

YARDS	REC	AVG.	PLAYER	OPP.	DATE	H/A	SCORE	WITH1(W/2)
112	3	37.3	Elbert Dubenion	v DEN	9/18/60	H	L, 21-27	0-1-0
110	5	22.0	Wray Carlton	v OAK	10/23/60	H	W, 38-9	1-1-0
177	6	29.5	Wray Carlton (2)	v HOU	10/30/60	H	W, 25-24	2-1-0
161	8	20.1	Elbert Dubenion (2)	v DLT	11/6/60	H	L, 28-45	2-2-0
123	10	12.3	Tom Rychlec	@ OAK	11/13/60	A	L, 7-20	2-3-0
134	6	22.3	Elbert Dubenion (3)	@ DEN	11/27/60	A	T, 38-38	2-3-1
102	4	25.5	Monte Crockett	@ HOU	10/8/61	A	W, 22-12	3-3-1
159	4	39.8	Glenn Bass	v DLT	10/15/61	H	W, 27-24	4-3-1
107	8	13.4	Perry Richards	@ BOS	10/22/61	A	L, 21-52	4-4-1
123	8	15.4	Glenn Bass (2)	v HOU	10/29/61	H	L, 16-28	4-5-1
100	4	25.0	Elbert Dubenion (4)	v OAK	11/5/61	H	L, 22-31	4-6-1
110	12	9.2	Glenn Bass (3)	@ OAK	12/3/61	A	W, 26-21	5-6-1
117	9	13.0	Ernie Warlick	v DLT	12/2/62	H	W, 23-14	6-6-1
108	7	15.4	Bill Miller	@ OAK	9/15/63	A	L, 17-35	6-7-1
146	8	18.3	Elbert Dubenion (5)	@ OAK	9/15/63	A	L, 17-35	(0-1)
100	5	20.0	Elbert Dubenion (6)	v KCY	9/22/63	H	T, 27-27	6-7-2
152	12	12.7	Bill Miller (2)	v OAK	10/5/63	H	W, 12-0	7-7-2
109	3	36.3	Charley Ferguson	v BOS	10/26/63	H	W, 28-21	8-7-2
119	5	23.8	Elbert Dubenion (7)	@ DEN	11/3/63	A	W, 30-28	9-7-2
100	4	25.0	Ed Rutkowski	v DEN	11/9/63	H	W, 27-17	10-7-2
112	6	18.7	Elbert Dubenion (8)	v SDC	11/17/63	H	L, 13-23	10-8-2
123	5	24.6	Elbert Dubenion (9)	v SDC	9/26/64	H	W, 30-3	11-8-2
183	5	36.6	Elbert Dubenion (10)	@ HOU	10/11/64	A	W, 48-17	12-8-2
147	5	29.4	Glenn Bass (4)	@ HOU	10/11/64	A	W, 48-17	(1-1)
122	5	24.4	Elbert Dubenion (11)	@ KCY	10/18/64	A	W, 35-22	13-8-2
218	5	43.6	Elbert Dubenion (12)	v NYJ	10/24/64	H	W, 34-24	14-8-2
231	8	28.9	Glenn Bass (5)	@ NYJ	11/8/64	A	W, 20-7	15-8-2
127	7	18.1	Ed Rutkowski (2)	v BOS	11/15/64	H	L, 28-36	15-9-2
141	6	23.5	Glenn Bass (6)	v BOS	11/15/64	H	L, 28-36	(1-2)
103	6	17.2	Glenn Bass (7)	@ BOS	12/20/64	A	W, 24-14	16-9-2
127	3	42.3	Elbert Dubenion (13)	@ BOS	12/20/64	A	W, 24-14	(2-2)
103	5	20.6	Elbert Dubenion (14)	@ DEN	9/19/65	A	W, 30-15	17-9-2
156	6	26.0	Billy Joe	v DEN	10/24/65	H	W, 31-13	18-9-2
106	3	35.3	Bo Roberson	@ HOU	12/5/65	A	W, 29-18	19-9-2
127	6	21.2	Bo Roberson (2)	v KCY	12/12/65	H	W, 34-25	20-9-2
101	5	20.2	Elbert Dubenion (15)	v MIA	9/18/66	H	W, 58-24	21-9-2
104	7	14.9	Elbert Dubenion (16)	v BOS	10/8/66	H	L, 10-20	21-10-2
138	7	19.7	Paul Costa	v DEN	11/19/67	H	L, 20-21	21-11-2
163	6	27.2	Paul Costa (2)	@ OAK	12/24/67	A	L, 21-28	21-12-2
108	5	21.6	Haven Moses	v KCY	10/5/68	H	L, 7-18	21-13-2
119	6	19.8	Marlin Briscoe	@ OAK	10/19/69	A	L, 21-50	21-14-2
147	6	24.5	Haven Moses (2)	@ NYJ	11/9/69	A	L, 6-16	21-15-2
130	6	21.7	Haven Moses (3)	@ BOS	11/23/69	A	L, 21-35	21-16-2
120	4	30.0	Marlin Briscoe (2)	v NYJ	10/4/70	H	W, 33-31	22-16-2
118	4	29.5	Haven Moses (4)	v NYJ	10/4/70	H	W, 33-31	(3-2)
122	4	30.5	Haven Moses (5)	@ PIT	10/11/70	A	L, 10-23	22-17-2
145	7	20.7	Marlin Briscoe (3)	v MIA	10/18/70	H	L, 14-33	22-18-2
121	6	20.2	Wayne Patrick	v MIA	10/18/70	H	L, 14-33	(3-3)
100	5	20.0	Marlin Briscoe (4)	@ NYJ	10/25/70	A	W, 10-6	23-18-2
109	5	21.8	Marlin Briscoe (5)	v CIN	11/8/70	H	L, 14-43	23-19-2
104	4	26.0	Marlin Briscoe (6)	v BOS	11/29/70	H	L, 10-14	23-20-2
100	6	16.7	Haven Moses (6)	v BAL	12/13/70	H	L, 14-20	23-21-2



100-YARD RECEIVING PERFORMANCES

REGULAR SEASON ONLY

YARDS	REC	AVG.	PLAYER	OPP.	DATE	H/A	SCORE	WITH1 (W/2)
113	3	37.7	Marlin Briscoe (7)	v DAL	9/19/71	H	L, 37-49	23-22-2
151	6	25.2	Haven Moses (7)	@ NYJ	10/17/71	A	L, 17-28	23-23-2
115	8	14.4	J.D. Hill	v BAL	10/1/72	H	L, 0-17	23-24-2
129	8	16.1	J.D. Hill (2)	v DET	12/10/72	H	T, 21-21	23-24-3
118	7	16.9	J.D. Hill (3)	@ SDC	9/23/73	A	L, 7-34	23-25-3
110	7	15.7	Ahmad Rashad	@ NEP	11/3/74	A	W, 29-28	24-25-3
121	6	20.2	John Holland	@ BAL	10/12/75	A	W, 38-31	25-25-3
118	7	16.9	Bob Chandler	v BAL	11/9/75	H	L, 35-42	25-26-3
147	4	36.8	J.D. Hill (4)	v NEP	11/23/75	H	W, 45-31	26-26-3
117	8	14.6	O.J. Simpson	@ MIA	12/7/75	A	L, 21-31	26-27-3
111	2	55.5	John Holland (2)	v MIA	9/13/76	H	L, 21-30	26-28-3
110	5	22.0	Bob Chandler (2)	@ TAM	9/26/76	A	W, 14- 9	27-28-3
104	7	14.9	Bob Chandler (3)	@ NEP	11/7/76	A	L, 10-20	27-29-3
111	5	22.2	Reuben Gant	v CLE	10/23/77	H	L, 16-27	27-30-3
120	9	13.3	Bob Chandler (4)	@ OAK	11/28/77	A	L, 13-34	27-31-2
108	7	15.4	Bob Chandler (5)	@ NYJ	12/11/77	A	W, 14-10	28-31-3
100	6	16.7	Reuben Gant (2)	v NYJ	9/10/78	H	L, 20-21	28-32-2
153	5	30.6	Frank Lewis	@ MIA	9/17/78	A	L, 24-31	28-33-3
116	7	16.6	Bob Chandler (6)	v KCY	10/1/78	H	W, 28-13	29-33-3
114	7	16.3	Bob Chandler (7)	@ CLE	10/29/78	A	L, 20-41	29-34-3
126	7	18.0	Frank Lewis (2)	@ KCY	12/3/78	A	L, 10-14	29-35-3
116	7	16.6	Jerry Butler	v CIN	9/9/79	H	W, 51-24	30-35-3
157	8	19.6	Curtis Brown	@ SDC	9/16/79	A	L, 19-27	30-36-3
255	10	25.5	Jerry Butler (2)	v NYJ	9/23/79	H	W, 46-31	31-36-3
120	3	40.0	Frank Lewis (3)	@ BAL	9/30/79	A	W, 31-13	32-36-3
158	8	19.8	Frank Lewis (4)	v BAL	10/21/79	H	L, 13-14	32-37-3
190	7	27.1	Frank Lewis (5)	@ DET	10/28/79	A	W, 20-17	33-37-3
116	6	19.3	Frank Lewis (6)	v GBY	11/18/79	H	W, 19-12	34-37-3
111	8	13.9	Frank Lewis (7)	@ MIN	12/9/79	A	L, 3-10	34-38-3
133	5	26.6	Jerry Butler (3)	@ NOR	9/21/80	A	W, 35-26	35-38-3
122	9	13.6	Jerry Butler (4)	v ATL	11/2/80	H	L, 14-30	35-39-3
123	6	20.5	Jerry Butler (5)	v NYJ	9/6/81	H	W, 31- 0	36-39-3
108	7	15.4	Frank Lewis (8)	v PHI	9/17/81	H	L, 14-20	36-40-3
132	8	16.5	Frank Lewis (9)	@ CIN	9/27/81	A	L, 24-27	36-41-3
106	5	21.2	Frank Lewis (10)	v MIA	10/12/81	H	W, 31-21	37-41-3
109	6	18.2	Frank Lewis (11)	@ NYJ	10/18/81	A	L, 14-33	37-42-3
163	5	32.6	Joe Cribbs	v CLE	11/1/81	H	W, 22-13	38-42-3
118	8	14.8	Jerry Butler (6)	@ DAL	11/9/81	A	L, 14-27	38-43-3
111	6	18.5	Roland Hooks	v NEP	11/22/81	H	W, 20-17	39-43-3
113	5	22.6	Frank Lewis (12)	@ SDC	12/6/81	A	W, 28-27	40-43-3
111	7	15.9	Jerry Butler (7)	v MIN	9/16/82	H	W, 23-22	41-43-3
113	7	16.1	Frank Lewis (13)	@ NEP	1/2/83	A	L, 19-30	41-44-3
116	7	16.6	Frank Lewis (14)	v NEP	10/23/83	H	L, 0-31	41-45-3
106	4	26.5	Byron Franklin	@ RAM	11/27/83	A	L, 17-41	41-46-3
103	6	17.2	Perry Tuttle	@ ATL	12/18/83	A	L, 14-31	41-47-3
140	4	35.0	Jerry Butler (8)	v SDC	9/8/85	H	L, 9-14	41-48-3
103	6	17.2	Andre Reed	@ SDC	12/1/85	A	L, 7-40	41-49-3
127	5	25.4	Chris Burkett	v NYJ	12/8/85	H	L, 7-27	41-50-3
113	7	16.1	Pete Metzelaars	@ TAM	11/2/86	A	L, 28-34	41-51-3
122	3	40.7	Chris Burkett (2)	v CLE	12/7/86	H	L, 17-21	41-52-3
145	5	29.0	Chris Burkett (3)	@ IND	12/14/86	A	L, 14-24	41-53-3



100-YARD RECEIVING PERFORMANCES

REGULAR SEASON ONLY

YARDS	REC	AVG.	PLAYER	OPP.	DATE	H/A	SCORE	WITH1 (W/2)
115	7	16.4	Chris Burkett (4)	v HOU	9/20/87	H	W, 34-30	42-53-3
130	9	14.4	Chris Burkett (5)	@ MIA	10/25/87	A	W, 34-31	43-53-3
108	8	13.5	Andre Reed (2)	v WAS	11/1/87	H	L, 7-27	43-54-3
153	7	21.9	Andre Reed (3)	@ RAI	12/6/87	A	L, 21-34	43-55-3
122	8	15.3	Andre Reed (4)	v MIA	9/11/88	H	W, 9-6	44-55-3
124	7	17.7	Andre Reed (5)	v IND	10/9/88	H	W, 34-23	45-55-3
132	7	18.9	Andre Reed (6)	@ NYJ	10/17/88	A	W, 37-14	46-55-3
132	6	22.0	Trumaine Johnson	v NEP	10/23/88	H	W, 23-20	47-55-3
157	13	12.1	Andre Reed (7)	v DEN	9/18/89	H	L, 14-28	47-56-3
135	5	27.0	Andre Reed (8)	@ HOU	9/24/89	A	W, 47-41	48-56-3
114	4	28.5	Andre Reed (9)	v NEP	10/1/89	H	W, 31-10	49-56-3
106	8	13.3	Andre Reed (10)	v RAM	10/16/89	H	W, 23-20	50-56-3
100	5	20.0	Andre Reed (11)	@ ATL	11/5/89	A	L, 28-30	50-57-3
107	6	17.8	Andre Reed (12)	@ NEP	11/19/89	A	L, 24-33	50-58-3
115	10	11.5	Andre Reed (13)	@ SFR	12/17/89	A	L, 10-21	50-59-3
116	8	14.5	Andre Reed (14)	v NYJ	10/21/90	H	W, 30-27	51-59-3
122	7	17.4	Andre Reed (15)	@ CLE	11/4/90	A	W, 42-0	52-59-3
174	5	34.8	James Lofton	v PHI	12/2/90	H	W, 30-23	53-59-3
154	11	14.0	Andre Reed (16)	v MIA	9/1/91	H	W, 35-31	54-59-3
103	8	12.9	Thurman Thomas	v MIA	9/1/91	H	W, 35-31	(4-3)
118	9	13.1	Andre Reed (17)	v PIT	9/8/91	H	W, 52-34	55-59-3
112	10	11.2	Don Beebe	v PIT	9/8/91	H	W, 52-34	(5-3)
112	13	8.6	Thurman Thomas (2)	@ NYJ	9/15/91	A	W, 23-20	56-59-3
122	4	30.5	James Lofton (2)	v CHI	9/29/91	H	W, 35-20	57-59-3
220	8	27.5	James Lofton (3)	v CIN	10/21/91	H	W, 35-16	58-59-3
121	5	24.2	Andre Reed (18)	v NEP	11/3/91	H	W, 22-17	59-59-3
114	6	19.0	James Lofton (4)	@ GBY	11/10/91	A	W, 34-24	60-59-3
109	5	21.8	James Lofton (5)	v NYJ	12/1/91	H	W, 24-13	61-59-3
107	8	13.4	Andre Reed (19)	@ RAI	12/8/91	A	W, 30-27	62-59-3
144	10	14.4	Andre Reed (20)	@ SFR	9/13/92	A	W, 34-31	63-59-3
113	4	28.3	Pete Metzelaars (2)	@ SFR	9/13/92	A	W, 34-31	(6-3)
168	9	18.7	Andre Reed (21)	@ NEP	9/27/92	A	W, 41-7	64-59-3
113	4	28.3	James Lofton (6)	@ NEP	9/27/92	A	W, 41-7	(7-3)
106	6	17.7	Don Beebe (2)	@ NYJ	10/26/92	A	W, 24-20	65-59-3
101	8	12.6	Don Beebe (3)	v PIT	11/8/92	H	W, 28-20	66-59-3
110	4	27.5	Don Beebe (4)	@ IND	11/29/92	A	L, 13-16	66-60-3
104	4	26.0	Don Beebe (5)	v DEN	12/12/92	H	W, 27-17	67-60-3
110	6	18.3	Andre Reed (22)	v NEP	9/5/93	H	W, 38-14	68-60-3
159	7	22.7	Andre Reed (23)	v WAS	11/1/93	H	W, 24-10	69-60-3
115	4	28.8	Don Beebe (6)	v RAI	12/5/93	H	L, 24-25	69-61-3
142	7	20.3	Andre Reed (24)	@ NEP	9/11/94	A	W, 38-25	70-61-3
106	5	21.2	Andre Reed (25)	v KCY	10/30/94	H	W, 44-10	71-61-3
191	15	12.7	Andre Reed (26)	v GBY	11/20/94	H	W, 29-20	72-61-3
106	3	35.3	Andre Reed (27)	@ MIA	12/4/94	A	W, 42-31	73-61-3
112	6	18.7	Andre Reed (28)	v NEP	12/18/94	H	L, 17-41	73-62-3
111	8	13.9	Don Beebe (7)	@ IND	12/24/94	A	L, 9-10	73-63-3
112	2	56.0	Russell Copeland	v CAR	9/10/95	H	W, 31-9	74-63-3
109	6	18.2	Bill Brooks	v SEA	10/15/95	H	W, 27-21	75-63-3
101	7	14.4	Bill Brooks (2)	v ATL	11/12/95	H	W, 23-17	76-63-3
107	7	15.3	Bill Brooks (3)	@ NYJ	11/19/95	A	W, 28-26	77-63-3
138	5	27.6	Andre Reed (29)	@ NYG	9/1/96	A	W, 23-20	78-63-3
119	6	19.8	Quinn Early	v NEP	9/8/96	H	W, 17-10	79-63-3
111	8	13.9	Thurman Thomas (3)	v IND	10/6/96	H	W, 16-13	80-63-3



100-YARD RECEIVING PERFORMANCES

REGULAR SEASON ONLY

YARDS	REC	AVG.	PLAYER	OPP.	DATE	H/A	SCORE	WITH1 (W/2)
134	10	13.4	Andre Reed (30)	v MIA	10/13/96	H	L, 7-21	80-64-3
121	4	30.3	Andre Reed (31)	@ NEP	10/27/96	A	L, 25-28	80-65-3
105	6	17.5	Andre Reed (32)	v CIN	11/17/96	H	W, 31-17	81-65-3
160	6	26.7	Steve Tasker	v NYJ	11/24/96	H	W, 35-10	82-65-3
113	3	37.7	Quinn Early (2)	@ IND	12/1/96	A	L, 10-13	82-66-3
127	6	21.2	Andre Reed (33)	@ MIA	12/16/96	A	L, 14-16	82-67-3
142	7	20.3	Andre Reed (34)	v MIN	8/31/97	H	L, 13-34	82-68-3
105	4	26.3	Tim Tindale	@ NYJ	9/7/97	A	W, 28-22	83-68-3
113	4	28.3	Andre Reed (35)	@ KCY	9/14/97	A	L, 16-22	83-69-3
103	8	12.9	Quinn Early (3)	@ TEN	11/23/97	A	L, 14-31	83-70-3
120	7	17.1	Quinn Early (4)	@ GBY	12/20/97	A	L, 21-31	83-71-3
145	5	29.0	Eric Moulds	@ CAR	10/25/98	A	W, 30-14	84-71-3
108	6	18.0	Andre Reed (36)	v IND	11/22/98	H	W, 34-11	85-71-3
177	8	22.1	Eric Moulds (2)	@ NEP	11/29/98	A	L, 21-25	85-72-3
196	6	32.7	Eric Moulds (3)	@ CIN	12/6/98	A	W, 33-20	86-72-3
107	4	26.8	Eric Moulds (4)	v NYJ	12/19/98	H	L, 10-17	86-73-3
147	10	14.7	Eric Moulds (5)	@ IND	9/12/99	A	L, 14-31	86-74-3
122	6	20.3	Eric Moulds (6)	v PIT	10/10/99	H	W, 24-21	87-74-3
106	5	21.2	Peerless Price	@ SEA	10/24/99	A	L, 16-26	87-75-3
110	8	13.8	Eric Moulds (7)	v IND	1/2/00	H	W, 31-6	88-75-3
103	7	14.7	Eric Moulds (8)	v GBY	9/10/00	H	W, 27-18	89-75-3
112	9	12.4	Eric Moulds (9)	v IND	10/1/00	H	L, 16-18	89-76-3
170	11	15.5	Eric Moulds (10)	v SDC	10/15/00	H	W, 27-24	90-76-3
135	12	11.3	Eric Moulds (11)	@ MIN	10/22/00	A	L, 27-31	90-77-3
137	6	22.8	Eric Moulds (12)	v NYJ	10/29/00	H	W, 23-20	91-77-3
102	8	12.8	Eric Moulds (13)	@ TAM	11/26/00	A	L, 17-31	91-78-3
132	8	16.5	Peerless Price (2)	@ SEA	12/23/00	A	W, 42-23	92-78-3
101	4	25.3	Eric Moulds (14)	@ SEA	12/23/00	A	W, 42-23	(8-3)
107	5	21.4	Eric Moulds (15)	v NYJ	10/7/01	H	L, 36-42	92-79-3
103	4	25.8	Peerless Price (3)	v NYJ	10/7/01	H	L, 36-42	(8-4)
151	8	18.9	Peerless Price (4)	@ SDC	10/28/01	A	L, 24-27	92-80-3
138	10	13.8	Peerless Price (5)	v SEA	11/18/01	H	L, 20-23	92-81-3
196	6	32.7	Eric Moulds (16)	v MIA	11/25/01	H	L, 27-34	92-82-3
112	8	14.0	Eric Moulds (17)	v NYJ	9/8/02	H	L, 31-37	92-83-3
185	13	14.2	Peerless Price (6)	@ MIN	9/15/02	A	W, 45-39	93-83-3
110	8	13.8	Josh Reed	@ MIN	9/15/02	A	W, 45-39	(9-4)
124	8	15.5	Eric Moulds (18)	v CHI	9/29/02	H	W, 33-27	94-83-3
126	7	18.0	Peerless Price (7)	v OAK	10/6/02	H	L, 31-49	94-84-3
112	8	14.0	Eric Moulds (19)	v OAK	10/6/02	H	L, 31-49	(9-5)
121	8	15.1	Peerless Price (8)	@ HOU	10/13/02	A	W, 31-24	95-84-3
123	9	13.7	Eric Moulds (20)	v DET	10/27/02	H	W, 24-17	96-84-3
101	4	25.3	Peerless Price (9)	v DET	10/27/02	H	W, 24-17	(10-5)
130	5	26.0	Eric Moulds (21)	v MIA	12/1/02	H	W, 38-21	97-84-3
105	9	11.7	Peerless Price (10)	@ NEP	12/8/02	A	L, 17-27	97-85-3
133	7	19.0	Eric Moulds (22)	@ JAX	9/14/03	A	W, 38-17	98-85-3
109	8	13.6	Josh Reed (2)	v WAS	10/19/03	H	W, 24-7	99-86-3
126	10	12.6	Eric Moulds (24)	v NEP	10/3/04	H	L, 17-31	99-87-3
110	4	27.5	Lee Evans	@ MIA	12/5/04	A	W, 42-32	100-87-3
114	8	14.3	Eric Moulds (23)	v PHI	9/28/03	H	L, 13-23	98-86-3
101	5	20.2	Lee Evans (2)	@ CIN	12/19/04	A	W, 33-17	101-87-3
125	9	13.9	Eric Moulds (25)	@ NEP	10/30/05	A	L, 16-21	101-88-3



100-YARD RECEIVING PERFORMANCES

REGULAR SEASON ONLY

YARDS	REC	AVG.	PLAYER	OPP.	DATE	H/A	SCORE	WITH1 (W/2)
117	5	23.4	Lee Evans (3)	@ MIA	12/4/05	A	L, 23-24	101-89-3
110	9	12.2	Eric Moulds (26)	v DEN	12/17/05	H	L, 17-28	101-90-3
107	5	21.4	Lee Evans (4)	@ CIN	12/24/05	A	W, 37-27	102-90-3
107	8	13.4	Lee Evans (5)	v NYJ	9/24/06	H	L, 20-28	102-91-3
104	4	26.0	Roscoe Parrish	v NYJ	9/24/06	H	L, 20-28	(10-6)
265	11	24.1	Lee Evans (6)	@ HOU	11/19/06	A	W, 24-21	103-91-3
145	7	20.7	Lee Evans (7)	@ BAL	12/31/06	A	L, 7-19	103-92-3
138	5	27.6	Lee Evans (8)	@ NYJ	10/28/07	A	W, 13-3	104-92-3
165	9	18.3	Lee Evans (9)	v CIN	11/4/07	H	W, 33-21	105-92-3
102	4	25.5	Lee Evans (10)	v SEA	9/7/08	H	W, 34-10	106-92-3
100	2	50.0	Lee Evans (11)	@ ARI	10/5/08	A	L, 17-41	106-93-3
116	7	16.6	Lee Evans (12)	@ MIA	10/26/08	A	L, 16-25	106-94-3
110	5	22.0	Lee Evans (13)	@ KCY	11/23/08	A	W, 54-31	107-94-3
197	9	21.9	Terrell Owens	@ JAX	11/22/09	A	L, 15-18	107-95-3
158	8	19.8	Stevie Johnson	@ BAL	10/24/10	A	L, 34-37	107-96-3
105	6	17.5	Lee Evans (14)	@ BAL	10/24/10	A	L, 34-37	(10-7)
145	11	13.2	Stevie Johnson (2)	v CHI	11/7/10	H	L, 19-22	107-97-3
137	8	17.1	Stevie Johnson (3)	@ CIN	11/21/10	A	W, 49-31	108-97-3
104	5	20.8	Fred Jackson	v PIT	11/28/10	H	L, 16-19	108-98-3
101	5	20.2	Donald Jones	v NEP	9/25/11	H	W, 34-31	109-98-3
116	4	29.0	Stevie Johnson (4)	@ SDC	12/11/11	A	L, 10-37	109-99-3
106	6	17.7	Stevie Johnson (5)	@ IND	11/25/12	A	L, 13-20	109-100-3
115	8	14.4	Stevie Johnson (6)	v SEA	12/16/12	H	L, 17-50	109-101-3
111	6	18.5	Stevie Johnson (7)	v NYJ	12/30/12	H	W, 28-9	110-101-3
111	8	13.9	Stevie Johnson (8)	v CAR	9/15/13	H	W, 24-23	111-101-3
117	8	14.6	Sammy Watkins	v MIA	9/14/14	H	W, 29-10	112-101-3
105	6	17.5	Scott Chandler	v NEP	10/12/14	H	L, 22-37	112-102-3
122	9	13.6	Sammy Watkins (2)	v MIN	10/19/14	H	W, 17-16	113-102-3
157	3	52.3	Sammy Watkins (3)	@ NYJ	10/26/14	A	W, 43-23	114-102-3
118	9	13.1	Robert Woods	v NYJ	11/24/14	H	W, 38-3	115-102-3
127	7	18.1	Sammy Watkins (4)	@ DEN	12/7/14	A	L, 17-24	115-103-3
111	9	12.3	Charles Clay	v NYG	10/4/15	H	L, 10-24	115-104-3
168	8	21.0	Sammy Watkins (5)	v MIA	11/8/15	H	W, 33-17	116-104-3
158	6	26.3	Sammy Watkins (6)	@ KC	11/29/15	A	L, 22-30	116-105-3
109	3	36.3	Sammy Watkins (7)	v HOU	12/6/15	H	W, 30-21	117-105-3
106	5	21.2	Robert Woods (2)	@ PHI	12/13/15	A	L, 23-30	117-106-3
111	5	22.2	Sammy Watkins (8)	@ WAS	12/20/15	A	L, 25-35	117-107-3
136	11	12.4	Sammy Watkins (9)	v NYJ	1/3/16	H	W, 22-17	118-107-3
112	2	56.0	Marquise Goodwin	v NYJ	9/15/16	H	L, 31-37	118-108-3
162	10	16.2	Robert Woods (3)	@ SEA	11/7/16	A	L, 25-31	118-109-3
154	7	22.0	Sammy Watkins (10)	v MIA	12/24/16	H	L, 31-34	118-110-3
112	5	22.4	Charles Clay (2)	at Atlanta	10/1/17	A	W, 23-17	119-110-3
107	4	26.8	Deonte Thompson	v TB	10/22/17	H	W, 30-27	120-110-3
105	3	35.0	Robert Foster	@ NYJ	11/11/18	A	W, 41-10	121-110-3
104	7	14.9	Robert Foster (2)	v NYJ	12/9/18	H	L, 23-27	121-111-3
108	4	27.0	Robert Foster (3)	v DET	12/16/18	H	W, 14-13	122-111-3
123	7	17.6	John Brown	@ NYJ	9/8/19	A	W, 17-16	123-111-3
137	9	15.2	John Brown (2)	@ MIA	11/17/19	A	W, 37-20	124-111-3
110	6	18.3	Cole Beasley	@ DAL	11/28/19	A	W, 26-15	125-111-3
108	7	15.4	Cole Beasley (2)	@ NE	12/21/19	A	L, 24-17	125-112-3
108	6	18.0	Duke Williams	v NYJ	12/29/19	H	L, 6-13	125-113-3



100-YARD RECEIVING PERFORMANCES

REGULAR SEASON ONLY

YARDS	REC	AVG.	PLAYER	OPP.	DATE	H/A	SCORE	WITH1 (W/2)
153	8	19.1	Stefon Diggs	at MIA	9/20/20	A	W, 31-28	126-113-3
100	6	16.7	Cole Beasley (3)	v LAR	9/27/20	H	W, 35-32	127-113-3
115	6	19.2	Stefon Diggs (2)	at LV	10/4/20	A	W, 30-23	128-113-3
106	10	10.6	Stefon Diggs (3)	at TEN	10/13/20	A	L, 16-42	128-114-3
112	11	10.2	Cole Beasley (4)	at NYJ	10/25/20	A	W, 18-10	129-114-3
118	9	13.1	Stefon Diggs (4)	v SEA	11/8/20	H	W, 44-34	130-114-3
109	11	9.9	Cole Beasley (5)	at ARI	11/15/20	A	L, 30-32	130-115-3
130	9	14.4	Cole Beasley (6)	at SF	12/7/20	A	W, 34-24	131-115-3
130	10	13.0	Stefon Diggs (5)	v PIT	12/13/20	H	W, 26-15	132-115-3
147	11	13.4	Stefon Diggs (6)	at DEN	12/20/20	A	W, 48-19	133-115-3
112	8	14.0	Cole Beasley (7)	at DEN	12/20/20	A	W, 48-19	(11-7)
145	9	16.1	Stefon Diggs (7)	at NE	12/28/20	A	W, 38-9	134-115-3
107	2	53.5	Gabe Davis	v MIA	1/3/21	H	W, 56-26	135-115-3
114	7	16.3	Stefon Diggs (8)	v HOU	10/3/21	H	W, 40-0	136-115-3
117	3	39.0	Dawson Knox	at KC	10/10/21	A	W, 38-20	137-115-3
110	10	11.0	Cole Beasley (8)	v MIA	10/31/21	H	W, 26-11	138-115-3
162	8	20.3	Stefon Diggs (9)	at NYJ	11/14/21	A	W, 45-17	139-115-3
105	3	35.0	Gabe Davis (2)	at NYJ	11/14/21	A	W, 45-17	(12-7)
125	11	11.4	Isaiah McKenzie	at NE	12/26/21	A	W, 33-21	140-115-3
122	8	15.3	Stefon Diggs (10)	at LAR	9/8/22	A	W, 31-10	141-115-3
148	12	12.3	Stefon Diggs (11)	v TEN	9/19/22	H	W, 41-7	142-115-3
171	3	57.0	Gabe Davis (3)	v PIT	10/9/22	H	W, 38-3	143-115-3
102	8	12.8	Stefon Diggs (12)	v PIT	10/9/22	H	W, 38-33	(13-7)
148	10	14.8	Stefon Diggs (13)	at KC	10/16/22	A	W, 24-20	144-115-3
108	6	18.0	Stefon Diggs (14)	v GB	10/30/22	H	W, 27-17	145-115-3
128	12	10.7	Stefon Diggs (15)	v MIN	11/14/22	H	L, 30-33	145-116-3
104	7	14.9	Stefon Diggs (16)	v NE	1/8/23	A	W, 35-23	146-116-3
102	10	10.2	Stefon Diggs (17)	at NYJ	9/11/23	A	L, 16-22	146-117-3
111	8	13.9	Stefon Diggs (18)	at WAS	9/24/23	A	W, 37-3	147-117-3
120	6	20.0	Stefon Diggs (19)	v MIA	10/1/23	H	W, 48-20	148-117-3
121	8	15.1	Stefon Diggs (20)	v JAX	10/8/23	H	L, 20-25	148-118-3
100	6	16.7	Gabe Davis (4)	v JAX	10/8/23	H	L, 20-25	(13-8)
100	10	10.0	Stefon Diggs (21)	v NYG	10/15/23	H	W, 14-9	149-118-3
115	3	38.3	Khalil Shakir	v NYJ	11/19/23	H	W, 32-6	150-118-3
105	6	17.5	Gabe Davis (5)	at PHI	11/26/23	A	L, 34-37	150-119-3
130	4	32.5	Gabe Davis (6)	at LAC	12/23/23	A	W, 24-22	151-119-3
105	6	17.5	Khalil Shakir (2)	at MIA	1/7/24	A	W, 21-14	152-119-3
125	4	31.3	Keon Coleman	v TEN	10/20/24	H	W, 34-10	153-119-3
107	9	11.9	Khalil Shakir (3)	at SEA	10/27/24	A	W, 31-10	154-119-3
106	5	21.2	Khalil Shakir (4)	at LAR	12/8/24	A	L, 42-44	154-120-3
114	5	22.8	Ty Johnson	at DET	12/15/24	A	W, 48-42	155-120-3
112	8	14.0	Keon Coleman (2)	v BAL	9/7/25	H	W, 41-40	156-120-3
108	6	18.0	Dalton Kincaid	v NE	10/5/25	H	L, 20-23	156-121-3
101	6	16.8	Dalton Kincaid (2)	v KC	11/2/25	H	W, 28-21	157-121-3
110	8	13.8	Khalil Shakir (5)	at HOU	11/20/25	A	L, 19-23	157-122-3
101	4	25.3	Brandin Cooks	v PHI	12/28/25	H	L, 12-13	157-123-3



100-YARD RUSHING PERFORMANCES

REGULAR SEASON ONLY

YARDS	ATT.	AVG.	PLAYER	OPP.	DATE	H/A	SCORE	RECORD (W/2)
120	15	8.0	Wilmer Fowler	@ DEN	11/27/60	A	T, 38-38	0- 0-1
117	31	3.8	Art Baker	@ SDC	12/10/61	A	L, 10-28	0- 1-1
131	15	8.7	Cookie Gilchrist	v DEN	9/15/62	H	L, 20-23	0- 2-1
124	25	5.0	Cookie Gilchrist (2)	v SDC	10/13/62	H	W, 35-10	1- 2-1
115	6	19.2	Wayne Crow	v SDC	10/13/62	H	W, 35-10	(1-0)
143	19	7.5	Cookie Gilchrist (3)	v OAK	10/20/62	H	W, 14- 6	2- 2-1
107	23	4.7	Cookie Gilchrist (4)	v BOS	11/3/62	H	T, 28-28	2- 2-2
103	19	5.4	Cookie Gilchrist (5)	@ OAK	11/18/62	A	W, 10- 6	3- 2-2
143	17	8.4	Cookie Gilchrist (6)	@ NYT	12/8/62	A	W, 20- 3	4- 2-2
125	26	4.8	Cookie Gilchrist (7)	@ DEN	11/9/63	A	W, 30-28	5- 2-2
243	36	6.8	Cookie Gilchrist (8)	v NYJ	12/8/63	H	W, 45-14	6- 2-2
114	31	3.7	Cookie Gilchrist (9)	@ NYJ	12/14/63	A	W, 19-10	7- 2-2
139	15	9.3	Cookie Gilchrist (10)	v HOU	11/1/64	H	W, 24-10	8- 2-2
148	11	13.5	Wray Carlton	@ HOU	12/5/65	A	W, 29-18	9- 2-2
138	27	5.1	Bobby Burnett	v SDC	10/16/66	H	T, 17-17	9- 2-3
110	24	4.6	O.J. Simpson	v DEN	9/28/69	H	W, 41-28	10- 2-3
131	17	7.7	Wayne Patrick	v BOS	10/11/69	H	W, 23-16	11- 2-3
123	17	7.2	O.J. Simpson (2)	@ BOS	12/1/70	A	W, 45-10	12- 2-3
106	18	5.9	O.J. Simpson (3)	@ SDC	10/23/71	A	L, 3-20	12- 3-3
138	29	4.8	O.J. Simpson (4)	v SFR	9/24/72	H	W, 27-20	13- 3-3
144	28	5.1	O.J. Simpson (5)	@ OAK	10/15/72	A	L, 16-28	13- 4-3
189	22	8.6	O.J. Simpson (6)	v PIT	10/29/72	H	L, 21-38	13- 5-3
103	22	4.7	O.J. Simpson (7)	@ NEP	11/19/72	A	W, 27-24	14- 5-3
116	27	4.3	O.J. Simpson (8)	v DET	12/10/72	H	T, 21-21	14- 5-4
101	26	3.9	O.J. Simpson (9)	@ WAS	12/17/72	A	W, 24-17	15- 5-4
250	29	8.6	O.J. Simpson (10)	@ NEP	9/16/73	A	W, 31-13	16- 5-4
105	18	5.8	Larry Watkins	@ NEP	9/16/73	A	W, 31-13	(2-0)
103	22	4.7	O.J. Simpson (11)	@ SDC	9/23/73	A	L, 7-34	16- 6-4
123	24	5.1	O.J. Simpson (12)	v NYJ	9/30/73	H	W, 9- 7	17- 6-4
171	27	6.3	O.J. Simpson (13)	v PHI	10/7/73	H	W, 27-26	18- 6-4
166	22	7.5	O.J. Simpson (14)	v BAL	10/14/73	H	W, 31-13	19- 6-4
157	39	4.0	O.J. Simpson (15)	v KCY	10/29/73	H	W, 23-14	20- 6-4
120	20	6.0	O.J. Simpson (16)	v MIA	11/18/73	H	L, 0-17	20- 7-4
119	17	7.0	Jim Braxton	v MIA	11/18/73	H	L, 0-17	(2-1)
124	15	8.3	O.J. Simpson (17)	@ BAL	11/25/73	A	W, 24-17	21- 7-4
137	24	5.7	O.J. Simpson (18)	@ ATL	12/2/73	A	W, 17- 6	22- 7-4
219	22	10.0	O.J. Simpson (19)	v NEP	12/9/73	H	W, 37-13	23- 7-4
200	34	5.9	O.J. Simpson (20)	@ NYJ	12/16/73	A	W, 34-14	24- 7-4
117	31	3.8	O.J. Simpson (21)	v NYJ	9/29/74	H	W, 16-12	25- 7-4
127	23	5.5	O.J. Simpson (22)	@ BAL	10/13/74	A	W, 27-14	26- 7-4
122	32	3.8	O.J. Simpson (23)	v NEP	10/20/74	H	W, 30-28	27- 7-4
115	22	5.2	O.J. Simpson (24)	@ CLE	11/24/74	A	W, 15-10	28- 7-4
173	32	5.4	O.J. Simpson (25)	v NYJ	9/21/75	H	W, 42-14	29- 7-4
227	28	8.1	O.J. Simpson (26)	@ PIT	9/28/75	A	W, 30-21	30- 7-4
138	26	5.3	O.J. Simpson (27)	v DEN	10/5/75	H	W, 38-14	31- 7-4
102	17	6.0	Jim Braxton (2)	v DEN	10/5/75	H	W, 38-14	(3-1)
159	32	5.0	O.J. Simpson (28)	@ BAL	10/12/75	A	W, 38-31	32- 7-4
126	34	3.7	O.J. Simpson (29)	v NYG	10/20/75	H	L, 14-17	32- 8-4
123	19	6.5	O.J. Simpson (30)	v BAL	11/9/75	H	L, 35-42	32- 9-4
197	17	11.6	O.J. Simpson (31)	@ CIN	11/17/75	A	L, 24-33	32-10-4
160	34	4.7	Jim Braxton (3)	@ STL	11/27/75	A	W, 32-14	33-10-4



100-YARD RUSHING PERFORMANCES

REGULAR SEASON ONLY

YARDS	ATT.	AVG.	PLAYER	OPP.	DATE	H/A	SCORE	RECORD (W/2)
185	21	8.8	O.J. Simpson (32)	@ NEP	12/14/75	A	W, 34-14	34-10-4
101	23	4.4	Jim Braxton (4)	@ NEP	12/14/75	A	W, 34-14	(4-1)
130	24	5.4	O.J. Simpson (33)	v KCY	10/3/76	H	W, 50-17	35-10-4
114	17	6.7	Jeff Kinney	v KCY	10/3/76	H	W, 50-17	(5-1)
110	25	4.4	O.J. Simpson (34)	v NEP	10/24/76	H	L, 22-26	35-11-4
166	29	5.7	O.J. Simpson (35)	v NYJ	10/31/76	H	L, 14-19	35-12-4
118	25	4.7	O.J. Simpson (36)	v SDC	11/21/76	H	L, 13-34	35-13-4
273	29	9.4	O.J. Simpson (37)	@ DET	11/25/76	A	L, 14-27	35-14-4
203	24	8.5	O.J. Simpson (38)	@ MIA	12/5/76	A	L, 27-45	35-15-4
171	28	6.1	O.J. Simpson (39)	@ BAL	12/12/76	A	L, 20-58	35-16-4
122	23	5.3	O.J. Simpson (40)	v NYJ	10/9/77	H	L, 19-24	35-17-4
138	23	6.0	O.J. Simpson (41)	v ATL	10/16/77	H	W, 3-0	36-17-4
155	27	5.7	Roland Hooks	@ NEP	11/6/77	A	W, 24-14	37-17-4
100	18	5.6	Curtis Brown	v CIN	10/22/78	H	W, 5-0	38-17-4
114	11	10.4	Curtis Brown (2)	v MIA	11/12/78	H	L, 24-25	38-18-4
208	21	9.9	Terry Miller	v NYG	11/26/78	H	W, 41-17	39-18-4
115	12	9.6	Roland Hooks (2)	v NYG	11/26/78	H	W, 41-17	(6-1)
123	15	8.2	Terry Miller (2)	@ BAL	12/17/78	A	W, 21-14	40-18-4
118	30	3.9	Joe Cribbs	v NEP	10/26/80	H	W, 31-13	41-18-4
110	24	4.6	Joe Cribbs (2)	v PIT	11/23/80	H	W, 28-13	42-18-4
128	18	7.1	Joe Cribbs (3)	@ SFR	12/21/80	A	W, 18-13	43-18-4
159	17	9.4	Joe Cribbs (4)	v BAL	10/4/81	H	W, 23-17	44-18-4
123	24	5.1	Joe Cribbs (5)	v DEN	10/25/81	H	W, 9-7	45-18-4
109	19	5.7	Roland Hooks (3)	v WAS	11/29/81	H	W, 21-14	46-18-4
153	33	4.6	Joe Cribbs (6)	@ NEP	12/13/81	A	W, 19-10	47-18-4
143	30	4.8	Joe Cribbs (7)	v PIT	12/12/82	H	W, 13-0	48-18-4
108	19	5.7	Joe Cribbs (8)	@ MIA	12/27/82	A	L, 10-27	48-19-4
104	17	6.1	Joe Cribbs (9)	@ NEP	1/2/83	A	L, 19-30	48-20-4
166	22	7.5	Joe Cribbs (10)	v HOU	9/25/83	H	W, 30-13	49-20-4
105	19	5.5	Joe Cribbs (11)	@ BAL	10/16/83	A	W, 30-7	50-20-4
185	36	5.1	Joe Cribbs (12)	@ KCY	12/4/83	A	W, 14-9	51-20-4
100	15	6.7	Joe Cribbs (13)	v SFR	12/11/83	H	L, 10-23	51-21-4
144	29	5.0	Greg Bell	@ IND	9/30/84	A	L, 17-31	51-22-4
113	28	4.0	Greg Bell (2)	@ SEA	10/14/84	A	L, 28-31	51-23-4
206	27	7.6	Greg Bell (3)	v DAL	11/18/84	H	W, 14-3	52-23-4
123	19	6.5	Greg Bell (4)	@ PIT	12/15/85	A	L, 24-30	52-24-4
108	25	4.3	Robb Riddick	v PIT	11/9/86	H	W, 16-12	53-24-4
118	27	4.4	Robb Riddick (2)	@ KCY	11/30/86	A	W, 17-14	54-24-4
139	25	5.6	Carl Byrum	v NYG	10/18/87	H	W, 6-3	55-24-4
119	23	5.2	Ronnie Harmon	v MIA	11/29/87	H	W, 27-0	56-24-4
116	23	5.0	Thurman Thomas	v GBY	10/30/88	H	W, 28-0	57-24-7
103	18	5.7	Robb Riddick (3)	v NYJ	11/20/88	H	W, 9-6	58-24-4
106	14	7.6	Thurman Thomas (2)	v RAI	12/11/88	H	W, 37-21	59-24-4
105	21	5.0	Thurman Thomas (3)	v NEP	10/1/89	H	W, 31-10	60-24-4
105	24	4.4	Thurman Thomas (4)	v RAM	10/16/89	H	W, 23-20	61-24-4
148	22	6.7	Thurman Thomas (5)	v MIA	10/29/89	H	W, 31-17	62-24-4
121	21	5.8	Larry Kinnebrew	v MIA	10/29/89	H	W, 31-17	(7-1)
127	29	4.4	Thurman Thomas (6)	v IND	11/12/89	H	W, 30-7	63-24-4
100	26	3.8	Thurman Thomas (7)	v CIN	11/26/89	H	W, 24-7	64-24-4
214	18	11.9	Thurman Thomas (8)	@ NYJ	9/24/90	A	W, 30-7	65-24-4
136	22	6.2	Thurman Thomas (9)	@ NEP	10/28/90	A	W, 27-10	66-24-4
112	26	4.3	Thurman Thomas (10)	v PHX	11/11/90	H	W, 45-14	67-24-4



100-YARD RUSHING PERFORMANCES

REGULAR SEASON ONLY

YARDS	ATT.	AVG.	PLAYER	OPP.	DATE	H/A	SCORE	RECORD (W/2)
165	22	7.5	Thurman Thomas (11)	v NEP	11/18/90	H	W, 14-0	68-24-4
154	30	5.1	Thurman Thomas (12)	v MIA	12/23/90	H	W, 24-14	69-24-4
165	25	6.6	Thurman Thomas (13)	v MIA	9/1/91	H	W, 35-31	70-24-4
107	15	7.1	Thurman Thomas (14)	v PIT	9/8/91	H	W, 52-34	71-24-4
117	25	4.7	Thurman Thomas (15)	v CHI	9/29/91	H	W, 35-20	72-24-4
117	20	5.9	Thurman Thomas (16)	v IND	10/13/91	H	W, 42-6	73-24-4
108	9	12.0	Kenneth Davis	v IND	10/13/91	H	W, 42-6	(8-1)
126	32	3.9	Thurman Thomas (17)	v NEP	11/3/91	H	W, 22-17	74-24-4
106	24	4.4	Thurman Thomas (18)	@ GBY	11/10/91	A	W, 34-24	75-24-4
135	23	5.9	Thurman Thomas (19)	@ MIA	11/18/91	A	W, 41-27	76-24-4
124	23	5.4	Thurman Thomas (20)	v NYJ	12/1/91	H	W, 24-13	77-24-4
118	25	4.7	Kenneth Davis (2)	v DET	12/22/91	H	L, 14-17	77-25-4
103	22	4.7	Thurman Thomas (21)	v RAM	9/6/92	H	W, 40-7	78-25-4
120	18	6.7	Thurman Thomas (22)	@ NEP	9/27/92	A	W, 41-7	79-25-4
142	21	6.8	Thurman Thomas (23)	@ NYJ	10/26/92	A	W, 24-20	80-25-4
155	37	4.2	Thurman Thomas (24)	v PIT	11/8/92	H	W, 28-20	81-25-4
181	20	9.1	Kenneth Davis (3)	v ATL	11/22/92	H	W, 41-14	82-25-4
103	13	7.9	Thurman Thomas (25)	v ATL	11/22/92	H	W, 41-14	(9-1)
102	21	4.9	Thurman Thomas (26)	@ IND	11/29/92	A	L, 13-16	82-26-4
116	18	6.4	Thurman Thomas (27)	v NYJ	12/6/92	H	L, 17-24	82-27-4
120	26	4.6	Thurman Thomas (28)	v DEN	12/12/92	H	W, 27-17	83-27-4
115	24	4.8	Thurman Thomas (29)	@ NOR	12/20/92	A	W, 20-16	84-27-4
114	24	4.8	Thurman Thomas (30)	v NEP	9/5/93	H	W, 38-14	85-27-4
122	26	4.7	Thurman Thomas (31)	v NYG	10/3/93	H	W, 17-14	86-27-4
117	27	4.3	Thurman Thomas (32)	@ NYJ	10/24/93	A	W, 19-10	87-27-4
129	28	4.6	Thurman Thomas (33)	v WAS	11/1/93	H	W, 24-10	88-27-4
111	30	3.7	Thurman Thomas (34)	@ NEP	11/7/93	A	W, 13-10	89-27-4
116	27	4.3	Thurman Thomas (35)	v IND	11/21/93	H	W, 23-9	90-27-4
110	26	4.2	Thurman Thomas (36)	@ IND	1/2/94	A	W, 30-10	91-27-4
106	26	4.1	Thurman Thomas (37)	@ NEP	9/11/94	A	W, 38-35	92-27-4
112	28	4.0	Thurman Thomas (38)	@ HOU	9/18/94	A	W, 15-7	93-27-4
103	17	6.1	Thurman Thomas (39)	v DEN	9/26/94	H	W, 27-20	94-27-4
125	31	4.0	Thurman Thomas (40)	v MIA	10/9/94	H	W, 21-11	95-27-4
133	27	4.9	Thurman Thomas (41)	v NYJ	10/8/95	H	W, 29-10	96-27-4
100	23	4.3	Darick Holmes	v ATL	11/12/95	H	W, 23-17	97-27-4
129	24	5.4	Thurman Thomas (42)	@ STL	12/10/95	A	W, 45-27	98-27-4
148	35	4.2	Thurman Thomas (43)	v MIA	12/17/95	H	W, 23-20	99-27-4
119	26	4.6	Thurman Thomas (44)	@ NEP	10/27/96	A	L, 25-28	99-28-4
122	22	5.5	Darick Holmes (2)	v WAS	11/3/96	H	W, 38-13	100-28-4
107	23	4.7	Thurman Thomas (45)	v WAS	11/3/96	H	W, 38-13	(10-1)
129	12	10.8	Antowain Smith	v IND	9/21/97	H	W, 37-35	101-28-4
104	18	5.8	Thurman Thomas (46)	v NYJ	11/30/97	H	W, 20-10	102-28-4
118	22	5.4	Antowain Smith (2)	v STL	9/20/98	H	L, 33-34	102-29-4
130	31	4.2	Antowain Smith (3)	@ IND	10/11/98	A	W, 31-24	103-29-4
107	23	4.7	Antowain Smith (4)	v IND	11/22/98	H	W, 34-11	104-29-4
113	30	3.8	Antowain Smith (5)	v NYJ	9/19/99	H	W, 17-3	105-29-4
126	29	4.3	Antowain Smith (6)	v MIA	11/14/99	H	W, 23-3	106-29-4
147	17	8.6	Antowain Smith (7)	@ SEA	12/23/00	A	W, 42-23	107-29-4
113	19	5.9	Travis Henry	v NYJ	10/7/01	H	L, 36-42	107-30-4
101	27	3.7	Travis Henry (2)	v CAR	12/9/01	H	W, 25-24	108-30-4
130	16	8.1	Shawn Bryson	@ ATL	12/23/01	A	L, 30-33	108-31-4
107	28	3.8	Shawn Bryson (2)	@ NYJ	12/30/01	A	W, 14-9	109-31-4



100-YARD RUSHING PERFORMANCES

REGULAR SEASON ONLY

YARDS	ATT.	AVG.	PLAYER	OPP.	DATE	H/A	SCORE	RECORD (W/2)
149	31	4.8	Travis Henry (3)	v NYJ	9/8/02	H	L, 31-37	109-32-4
159	28	5.7	Travis Henry (4)	@ HOU	10/13/02	A	W, 31-24	110-32-4
132	22	6.0	Travis Henry (5)	@ MIA	10/20/02	A	W, 23-10	111-32-4
126	24	5.3	Travis Henry (6)	@ KCY	11/17/02	A	L, 16-17	111-33-4
151	35	4.3	Travis Henry (7)	v MIA	12/1/02	H	W, 38-21	112-33-4
144	22	6.5	Travis Henry (8)	v SDC	12/15/02	H	W, 20-13	113-33-4
167	31	5.4	Travis Henry (9)	v WAS	10/19/03	H	W, 24-7	114-33-4
124	22	5.6	Travis Henry (10)	@ KCY	10/26/03	A	L, 5-38	114-34-4
149	23	6.5	Travis Henry (11)	v HOU	11/16/03	H	L, 10-12	114-35-4
113	26	4.3	Travis Henry (12)	@ NYG	11/30/03	A	W, 24-7	115-35-4
169	32	5.3	Travis Henry (13)	v NYJ	12/7/03	H	W, 17-6	116-35-4
111	26	4.3	Willis McGahee	v MIA	10/17/04	H	W, 20-13	117-35-4
102	30	3.4	Willis McGahee (2)	v ARI	10/31/04	H	W, 38-14	118-35-4
132	37	3.6	Willis McGahee (3)	v NYJ	11/7/04	H	W, 22-17	119-35-4
100	20	5.0	Willis McGahee (4)	v STL	11/21/04	H	W, 37-17	120-35-4
116	28	4.1	Willis McGahee (5)	@ SEA	11/28/04	A	W, 38-9	121-35-4
105	27	3.9	Willis McGahee (6)	v CLE	12/12/04	H	W, 37-7	122-35-4
102	15	6.8	Willis McGahee (7)	@ SFR	12/26/04	A	W, 41-7	123-35-4
117	22	5.3	Willis McGahee (8)	v HOU	9/11/05	H	W, 22-7	124-35-4
140	27	5.2	Willis McGahee (9)	v ATL	9/25/05	H	L, 16-24	124-36-4
143	29	4.9	Willis McGahee (10)	v NYJ	10/16/05	H	W, 27-17	125-36-4
136	31	4.4	Willis McGahee (11)	@ NEP	10/30/05	A	L, 16-21	125-37-4
113	22	5.1	Willis McGahee (12)	@ NYJ	1/1/06	A	L, 26-30	125-38-4
150	26	5.8	Willis McGahee (13)	v NYJ	9/24/06	H	L, 20-28	125-39-4
109	28	3.9	Anthony Thomas	@ IND	11/12/06	A	L, 16-17	125-40-4
125	16	7.8	Willis McGahee (14)	@ NYJ	12/10/06	A	W, 31-13	126-40-4
153	29	5.3	Marshawn Lynch	v CIN	11/4/07	H	W, 33-21	127-40-4
115	15	7.7	Fred Jackson	v MIA	12/9/07	H	W, 38-17	128-40-4
107	23	4.7	Marshawn Lynch (2)	v MIA	12/9/07	H	W, 38-17	(11-1)
105	22	4.8	Marshawn Lynch (3)	@ PHI	12/30/07	A	L, 9-17	128-41-4
119	23	5.2	Marshawn Lynch (4)	v CLE	11/17/08	H	L, 27-29	128-42-4
134	16	8.4	Marshawn Lynch (5)	v SFR	11/30/08	H	L, 3-10	128-43-4
127	21	6.0	Marshawn Lynch (6)	@ NYJ	12/14/08	A	L, 27-31	128-44-4
136	27	5.0	Fred Jackson (2)	v NEP	12/28/08	H	L, 0-13	128-45-4
163	28	5.8	Fred Jackson (3)	v TAM	9/20/09	H	W, 33-20	129-45-4
212	33	6.4	Fred Jackson (4)	v IND	1/3/10	H	W, 30-7	130-45-4
133	25	5.3	Fred Jackson (5)	v DET	11/14/10	H	W, 14-12	131-45-4
116	21	5.5	Fred Jackson (6)	@ CIN	11/21/10	A	W, 49-31	132-45-4
112	29	3.9	Fred Jackson (7)	v CLE	12/12/10	H	W, 13-6	133-45-4
112	20	5.6	Fred Jackson (8)	@ KCY	9/11/11	A	W, 41-7	134-45-4
117	15	7.8	Fred Jackson (9)	v OAK	9/18/11	H	W, 38-35	135-45-4
111	26	4.3	Fred Jackson (10)	v PHI	10/9/11	H	W, 31-24	136-45-4
121	16	7.6	Fred Jackson (11)	@ NYG	10/16/11	A	L, 24-27	136-46-4
120	26	4.6	Fred Jackson (12)	v WAS	10/30/11	H	W, 23-0	137-46-4
114	13	8.8	Fred Jackson (13)	@ DAL	11/13/11	A	L, 7-44	137-47-4
111	16	6.9	C.J. Spiller	v DEN	12/24/11	H	W, 40-14	138-47-4
169	14	12.1	C.J. Spiller (2)	@ NYJ	9/9/12	A	L, 28-48	138-48-4
123	15	8.2	C.J. Spiller (3)	v KCY	9/16/12	H	W, 35-17	139-48-4
107	14	7.6	C.J. Spiller (4)	@ IND	11/25/12	A	L, 13-20	139-49-4
109	25	4.4	Fred Jackson (14)	v JAX	12/2/12	H	W, 34-18	140-49-4
103	17	6.1	C.J. Spiller (5)	v SEA	12/16/12	H	L, 17-50	140-50-4
138	22	6.3	C.J. Spiller (6)	@ MIA	12/23/12	A	L, 10-24	140-51-4
103	16	6.4	C.J. Spiller (7)	v CAR	9/15/13	H	W, 24-23	141-51-4



100-YARD RUSHING PERFORMANCES

REGULAR SEASON ONLY

YARDS	ATT.	AVG.	PLAYER	OPP.	DATE	H/A	SCORE	RECORD (W/2)
116	12	9.7	C.J. Spiller (8)	v KCY	11/3/13	H	L, 13-23	141-52-4
149	15	9.9	C.J. Spiller (9)	v ATL	12/1/13	H	L, 31-34	141-53-4
111	19	5.8	Fred Jackson (15)	v MIA	12/22/13	H	W, 19-0	142-53-4
105	19	5.5	C.J. Spiller (10)	@ NEP	12/29/13	A	L, 20-34	142-54-4
110	12	9.2	Karlos Williams	@ MIA	9/27/15	A	W, 41-14	143-54-4
110	9	12.2	Karlos Williams (2)	v MIA	11/8/15	H	W, 33-17	144-54-4
112	16	7.0	LeSean McCoy	v MIA	11/8/15	H	W, 33-17	(12-1)
112	19	5.9	LeSean McCoy (2)	@ NYJ	11/12/15	A	W, 22-17	146-54-4
112	21	5.3	LeSean McCoy (3)	v HOU	12/6/15	H	W, 30-21	147-54-4
110	17	6.5	LeSean McCoy (4)	v ARI	9/25/16	H	W, 33-18	148-54-4
150	18	8.3	LeSean McCoy (5)	@ LAR	10/2/16	A	W, 30-19	149-54-4
140	19	7.4	LeSean McCoy (6)	v SF	10/9/16	H	W, 45-16	150-54-4
103	19	5.4	LeSean McCoy (7)	v JAX	11/27/16	H	W, 28-21	151-54-4
130	17	7.6	LeSean McCoy (8)	@ OAK	12/4/16	A	L, 24-38	151-55-4
153	19	8.1	LeSean McCoy (9)	v CLE	12/18/16	H	W, 33-13	152-55-4
128	24	5.3	LeSean McCoy (10)	v MIA	12/24/16	H	L, 31-34	152-56-4
110	22	5.0	LeSean McCoy (11)	v NYJ	9/10/17	H	W, 21-12	153-56-4
151	27	5.6	LeSean McCoy (12)	v OAK	10/29/17	H	W, 34-14	154-56-4
114	13	8.8	LeSean McCoy (13)	@ LAC	11/19/17	A	L, 54-24	154-57-4
156	32	4.9	LeSean McCoy (14)	v IND	12/10/17	H	W, 13-7	155-57-4
113	26	4.3	LeSean McCoy (15)	@ NYJ	11/11/18	A	W, 41-10	156-57-4
135	9	15.0	Josh Allen	@ MIA	12/2/18	A	L, 17-21	156-58-4
101	9	11.2	Josh Allen (2)	v NYJ	12/9/18	H	L, 23-27	156-59-4
109	17	6.4	Frank Gore	v NE	9/29/19	H	L, 10-16	156-60-4
106	21	5.0	Devin Singletary	v DEN	11/24/19	H	W, 20-3	157-60-4
109	12	9.1	Josh Allen (3)	@ TB	12/12/21	A	L, 27-33	157-61-4
110	23	5.3	Devin Singletary (2)	v ATL	1/2/22	H	W, 29-15	158-61-4
106	12	8.8	Devin Singletary (3)	@ CHI	12/24/22	A	W, 35-13	159-61-4
123	17	7.2	James Cook	v LVR	9/17/22	H	W, 38-10	160-61-4
109	12	9.1	James Cook (2)	v DEN	11/13/23	H	L, 22-24	160-62-4
179	25	7.2	James Cook (3)	v DAL	12/17/23	H	W, 31-10	161-62-4
111	17	6.5	James Cook (4)	@ SEA	10/27/24	A	W, 31-10	162-62-4
107	14	7.6	James Cook (5)	v SF	12/1/24	H	W, 35-10	163-62-4
105	14	7.5	James Cook (6)	@ DET	12/15/24	A	W, 48-42	164-62-4
100	11	9.1	James Cook (7)	v NE	12/22/24	H	W, 24-21	165-62-4
132	21	6.3	James Cook (8)	@ NYJ	9/14/25	A	W, 30-10	166-62-4
108	19	5.7	James Cook (9)	v MIA	9/18/25	H	W, 31-21	167-62-4
117	22	5.3	James Cook (10)	v NO	9/28/25	H	W, 31-19	168-62-4
216	19	11.4	James Cook (11)	@ CAR	10/26/25	A	W, 40-9	169-62-4
114	27	4.2	James Cook (12)	v KC	11/2/25	H	W, 28-21	170-62-4
116	17	6.8	James Cook (13)	@ HOU	11/20/25	A	L, 19-23	170-63-4
144	32	4.5	James Cook (14)	@ PIT	11/30/25	A	W, 26-7	171-63-4
107	22	4.9	James Cook (15)	@ NE	12/14/25	A	W, 35-31	172-63-4
117	16	7.3	James Cook (16)	@ CLE	12/21/25	A	W, 23-20	173-63-4
151	21	7.2	Ray Davis	v NYJ	1/4/26	H	W, 35-8	174-63-4



BILLS IN PRIMETIME

PRIMETIME GAMES

THURSDAYS

DATE	OPPONENT	W/L	SCORE
9/17/81	vs. Philadelphia	L	14-20
9/16/82	vs. Minnesota	W	23-22
10/18/01	at Jacksonville	W	13-10
12/3/09	vs. NYJ (Toronto)	L	13-19
11/15/12	vs. Miami	W	19-14
10/3/13	at Cleveland	L	24-37
11/13/14	at Miami	L	9-22
11/12/15	at NY Jets	W	22-17
9/15/16	vs. NY Jets	L	31-37
11/2/17	at NY Jets	L	21-34
11/25/21	at New Orleans	W	31-6
9/8/22	at LA Rams	W	31-10
12/1/22	at New England	W	24-10
10/26/23	vs. Tampa Bay	W	24-18
9/12/24	at Miami	W	31-10
9/18/25	vs. Miami	W	31-21
11/20/25	at Houston	L	19-23
Total Games: 17		Wins: 10	Losses: 7

SATURDAYS

DATE	OPPONENT	W/L	SCORE
12/23/00	at Seattle	W	42-23
12/17/05	vs. Denver	L	17-28
12/17/22	vs. Miami	W	32-29
12/23/23	at Chargers	W	24-22
Total Games: 4		Wins: 3	Losses: 1

SUNDAYS

DATE	OPPONENT	W/L	SCORE
10/7/90	LA Raiders	W	38-24
12/15/91	at Indianapolis	W	35-7
9/20/92	vs. Indianapolis	W	38-0
12/27/92	at Houston Oilers	L	3-27
10/3/93	vs. NY Giants	W	17-14
12/4/94	at Miami	W	42-31
9/3/95	at Denver	L	7-22
12/3/95	at San Francisco	L	17-27
9/1/96	at NY Giants	W	23-20 (OT)
10/27/96	at New England	L	25-28
10/25/98	at Carolina	W	30-14
9/19/99	vs. NY Jets	W	17-3
12/19/99	at Arizona	W	31-21
9/3/00	vs. Tennessee	W	16-13
12/2/01	at San Francisco	L	0-35
9/21/03	at Miami	L	7-17
10/26/03	at Kansas City	L	5-38
11/14/04	at New England	L	6-29
10/30/05	at New England	L	16-21
11/18/07	vs. New England	L	10-56
12/15/19	at Pittsburgh	W	17-10
12/13/20	vs. Pittsburgh	W	26-15
10/10/21	at Kansas City	W	38-20
10/30/22	vs. Green Bay	W	27-17
10/15/23	vs. NY Giants	W	14-9
11/5/23	at Cincinnati	L	18-24
1/7/24	at Miami	W	21-14
9/29/24	at Baltimore	L	10-35
12/1/24	vs. San Francisco	W	35-10
9/7/25	vs. Baltimore	W	41-40
10/5/25	vs. New England	L	20-23
Total Games: 31		Wins: 18	Losses: 13



BILLS IN PRIMETIME

PRIMETIME GAMES

MONDAYS

DATE	OPPONENT	W/L	SCORE
10/29/73	vs. Kansas City	W	23-14
9/16/74	vs. Oakland	W	21-20
10/20/75	vs. NY Giants	L	14-17
11/17/75	at Cincinnati	L	24-33
9/13/76	vs. Miami	L	21-30
11/15/76	at Dallas	L	10-17
11/28/77	at Oakland	L	13-34
10/12/81	vs. Miami	W	31-21
11/9/81	at Dallas	L	14-27
12/27/82	at Miami	L	10-27
10/3/83	vs. NY Jets	L	10-34
9/17/84	vs. Miami	L	17-21
10/17/88	at NY Jets	W	37-14
11/14/88	at Miami	W	31-6
9/18/89	vs. Denver	L	14-28
10/16/89	vs. LA Rams	W	23-20
12/4/89	at Seattle	L	16-17
9/24/90	at NY Jets	W	30-7
11/26/90	at Houston Oilers	L	24-27
10/7/91	at Kansas City	L	6-33
10/21/91	vs. Cincinnati	W	35-16
11/18/91	at Miami	W	41-27
10/26/92	at NY Jets	W	24-20
11/16/92	at Miami	W	26-20
10/11/93	vs. Houston Oilers	W	35-7
11/1/93	vs. Washington	W	24-10
11/15/93	at Pittsburgh	L	0-23
9/26/94	vs. Denver	W	27-20
11/14/94	at Pittsburgh	L	10-23
10/2/95	at Cleveland	W	22-19
10/23/95	at New England	L	14-27
9/16/96	at Pittsburgh	L	6-24
12/16/96	at Miami	L	14-16
10/20/97	at Indianapolis	W	9-6
11/17/97	at Miami	L	13-30
10/4/99	at Miami	W	23-18
12/11/00	at Indianapolis	L	20-44
10/8/07	vs. Dallas	L	24-25
11/17/08	vs. Cleveland	L	27-29
9/14/09	at New England	L	24-25
11/23/15	at New England	L	13-20
11/7/16	at Seattle	L	25-31
10/29/18	vs. New England	L	6-25

MONDAYS (CONT.)

DATE	OPPONENT	W/L	SCORE
12/7/20	at San Francisco	W	34-24
12/28/20	at New England	W	38-9
10/18/21	at Tennessee	L	31-34
12/6/21	vs. New England	L	10-14
9/19/22	vs. Tennessee	W	41-7
9/11/23	at NY Jets	L	16-22
11/13/23	vs. Denver	L	22-24
9/23/24	vs. Jacksonville	W	47-10
10/14/24	at NY Jets	W	23-20
10/13/25	at Atlanta	L	14-24
Total Games: 52		Wins: 21	Losses: 30

TUESDAYS

DATE	OPPONENT	W/L	SCORE
10/13/20	at Tennessee	L	16-42
Total Games: 1		Wins: 0	Losses: 1

BILLS OVERALL IN PRIMETIME

Total prime time games:	105
Total wins:	53
Total losses:	52



BILLS BEST PERFORMANCES

SCORING

MOST TOUCHDOWNS SCORED

5 Cookie Gilchrist, vs. N.Y. Jets 12/8/63

MOST FIELD GOALS

6 Tyler Bass, at N.Y. Jets 10/25/20
Steve Christie, at N.Y. Jets 10/20/96

LONGEST FIELD GOAL

61 Tyler Bass vs. Miami 11/3/24

RUSHING

MOST RUSHING ATTEMPTS

39 O.J. Simpson, vs. Kansas City 10/29/73

MOST RUSHING YARDS

273 O.J. Simpson, at Detroit 11/25/76

MOST RUSHING TOUCHDOWNS

5 Cookie Gilchrist, vs. N.Y. Jets 12/8/63

LONGEST RUN FROM SCRIMMAGE

94 O.J. Simpson vs. Pittsburgh 10/29/72

PASSING

MOST PASS ATTEMPTS

63 Josh Allen, at Miami 9/25/22

MOST PASSES COMPLETED

42 Josh Allen, at Miami 9/25/22

MOST PASSING YARDS

463 Drew Bledsoe, at Minnesota 9/15/02

MOST TOUCHDOWN PASSES

6 Jim Kelly, vs. Pittsburgh 9/8/91

LONGEST PASS COMPLETION

98 Josh Allen, vs. Pittsburgh 10/9/22
98 Ryan Fitzpatrick, at Jacksonville 11/22/09

RECEIVING

MOST RECEPTIONS

15 Andre Reed, vs. Green Bay 11/20/94

MOST RECEIVING YARDS

265 Lee Evans, at Houston 11/19/06

MOST TOUCHDOWN RECEPTIONS

4 Don Beebe, vs. Pittsburgh 9/8/91
Jerry Butler, vs. N.Y. Jets 9/23/79

INTERCEPTIONS

MOST INTERCEPTIONS

3 10 times (most recent Nate Clements, at Miami 10/20/02)

LONGEST INTERCEPTION RETURN

101 Tony Green, vs. Kansas City 10/3/76.

MISCELLANEOUS

MOST PUNTS

11 Four times (most recent Chris Mohr vs. Indianapolis 10/6/96)

LONGEST PUNT

84 Brian Moorman, at Green Bay 12/22/02

LONGEST KICKOFF RETURN

104 Terrence McGee, at Miami 12/5/04

LONGEST PUNT RETURN

96 Deonte Harty, at Miami 1/7/24

LONGEST FUMBLE RETURN

87 Dave Kilson, vs. Houston 9/25/83



BEST PERFORMANCES VS. BILLS

SCORING

MOST TOUCHDOWNS SCORED

5 Jonathan Taylor, vs. Indianapolis 11/21/21

MOST FIELD GOALS

6 Jim Turner, at N.Y. Jets 11/3/68

LONGEST FIELD GOAL

61 Jay Feely, at Arizona 10/14/12

RUSHING

MOST RUSHING ATTEMPTS

42 Terrell Davis, Denver 10/26/97
Ricky Williams, at Miami 9/21/03

MOST RUSHING YARDS

236 Le'Veon Bell, Pittsburgh 12/11/16

MOST RUSHING TOUCHDOWNS

4 Calvin Hill, Dallas 9/19/71
Clarence Williams, at San Diego 9/16/79

LONGEST RUN FROM SCRIMMAGE

88 Ahmad Bradshaw, N.Y. Giants 12/23/07

PASSING

MOST PASS ATTEMPTS

68 George Blanda, Houston 11/1/64

MOST PASSES COMPLETED

40 Kirk Cousins, at Minnesota 9/23/18

MOST PASSING YARDS

466 Tom Brady, New England 9/20/15

MOST TOUCHDOWN PASSES

6 Daryle Lamonic, at Oakland 10/19/69

LONGEST PASS COMPLETION

96 Frank Tripucka, Denver 9/15/62
Ken O'Brien, N.Y.J. 12/8/85

RECEIVING

MOST RECEPTIONS

16 Wes Welker, New England 9/25/11

MOST RECEIVING YARDS

238 Chris Chambers, at Miami 12/4/05

MOST TOUCHDOWN RECEPTIONS

4 Randy Moss, New England 11/18/07

INTERCEPTIONS

MOST INTERCEPTIONS

4 Austin "Goose" Gonsoulin, Denver 9/18/60

LONGEST INTERCEPTION RETURN

103 Louis Oliver, Miami 10/4/92 (TD)

MISCELLANEOUS

MOST PUNTS

12 Luke Prestridge, Denver 10/25/81
Chris Gardocki, Indianapolis 10/6/96

LONGEST PUNT

93 Shawn McCarthy, New England 11/3/91

LONGEST KICKOFF RETURN

101 Cotton Speyrer, at Baltimore 11/25/73

LONGEST PUNT RETURN

89 Mike Haynes, at New England 11/7/76

LONGEST FUMBLE RETURN

96 Lee Woodall, at San Francisco 12/3/95



SINGLE-SEASON TEAM RECORDS

SCORING

MOST POINTS SCORED

525	2024 (17 games)
501	2020 (16 games)
483	2021 (17 games)

FEWEST POINTS SCORED

150	1982 (9 games)
160	1977 (14 games)
184	1971 (14 games)

MOST POINTS ALLOWED

454	1984 (16 games)
435	2012 (16 games)
434	2011 (16 games)

FEWEST POINTS ALLOWED

154	1982 (9 games)
226	1965 (14 games)
229	1999 (16 games)

TOUCHDOWNS

MOST SCORED

65	2024
62	2025
60	2020

FEWEST SCORED

18	1982 (9 games)
19	1977 (14 games)

MOST ALLOWED

56	1984
53	2011
	2012

FEWEST ALLOWED

56	1984
53	2011
	2012

MOST PASSING TOUCHDOWNS

40	2020
39	1991
36	2021

MOST RUSHING TOUCHDOWNS

32	2024
30	2025
29	2016 / 2025

KICKING

MOST FIELD GOALS MADE

34	2014
33	1998
	2013

MOST PATs MADE

59	2024
57	2020
56	1991

RUSHING

MOST ATTEMPTS

605	1973
603	1980
588	1975

MOST YARDAGE GAINED

3088	1973
2974	1975
2714	2025

PASSING

MOST ATTEMPTS

655	2021
612	2002
596	2020

MOST COMPLETIONS

415	2021
410	2020
385	2023

MOST YARDS GAINED (NET)

4620	2020
4284	2021
4154	2023

TOTAL NET YARDS

MOST GAINED

6493	2021
6397	2025
6366	2023

FIRST DOWNS

MOST FIRST DOWNS

398	2021
397	2020
381	2023

MOST BY RUSHING

162	1975
158	2023
152	1973

MOST BY PASSING

240	2020
236	2021
218	2002

MOST BY PENALTY

47	2002
39	2013
38	2020
	1983

FUMBLES

MOST OPPONENTS' FUMBLES

RECOVERED

24	1993
23	1976
21	1984



SINGLE-SEASON TEAM RECORDS

INTERCEPTIONS		PENALTIES		QB SACKS	
MOST THROWN		MOST PENALTIES		MOST SACKS MADE	
34	1964	144	1983	57	2013
	1967	143	2015	54	2014
32	1971	132	1985		2023
MOST INTERCEPTED		MOST YARDS PENALIZED		MOST SACKS ALLOWED	
36	1962	1,249	2015	63	1961
33	1960	1,108	1970	60	1984
32	1965	1,103	1978	59	2000
				FEWEST SACKS ALLOWED	
				12	1986 (9 games)
				14	2024 (17 games)
				16	1966 (14 games)
					1981 (16 games)

MISCELLANEOUS SINGLE SEASON TEAM RECORDS

BEST SEASON, WIN PERCENTAGE		LONGEST LOSING STREAK ON THE ROAD	
.857	1964	22	Dec. 18, 1983 - Nov. 23, 1986
BEST SEASON, WIN TOTAL		MOST CONSECUTIVE WINS - START OF SEASON	
13	1990/1991/2020/2022/2024	9	Sept. 13, 1964 - Nov. 8, 1964
MOST LOSSES		MOST CONSECUTIVE WINS - END OF SEASON	
14	1984	6	Nov. 29, 2020 - Jan. 3, 2021
	1985	5	Dec. 10, 2023 - Jan. 7, 2024
LONGEST WINNING STREAK		MOST CONSECUTIVE LOSSES - START OF SEASON	
11	Dec. 8, 1963 - Nov. 8, 1964	11	Sept. 2, 1984 - Nov. 11, 1984
LONGEST WINNING STREAK AT HOME		MOST CONSECUTIVE LOSSES - END OF SEASON	
15	Sept. 9, 1990 - Dec. 1, 1991	10	Oct. 10, 1976 - Dec. 12, 1976
LONGEST WINNING STREAK ON THE ROAD		TOTAL SHUTOUTS BY BILLS	
6	Nov. 25, 1973 - Nov. 3, 1974	25	Last: 10/3/21 vs. Houston
	Dec. 13, 1964 - Nov. 14, 1965	TOTAL SHUTOUTS AGAINST BILLS	
LONGEST LOSING STREAK		24	Last: 9/30/18 at Green Bay
15	Nov. 22, 1970 - Nov. 21, 1971	MOST SHUTOUTS IN A SEASON	
LONGEST LOSING STREAK AT HOME		2	1982/1990/2021
9	Oct. 18, 1970 - Nov. 21, 1971		



SINGLE-GAME TEAM RECORDS

SCORING

MOST POINTS SCORED

58 vs. Miami 9/18/66

MOST POINTS ALLOWED

58 at Baltimore 12/12/76

MOST POINT, BOTH TEAMS

90 Buffalo 48, Detroit 42
12/15/24

FEWEST POINTS, BOTH TEAMS

3 Buffalo 3, Atlanta 0
10/16/77

MOST DECISIVE VICTORY

42 Buffalo 42, Cleveland 0
11/4/90

MOST DECISIVE LOSS

46 New England 56, Buffalo 10
11/18/07

LARGEST COMEBACK

26 vs. Indianapolis 9/21/97

LARGEST COMEBACK AGAINST

21 vs. Baltimore 11/9/75
at Pittsburgh 12/15/85
at Miami 12/4/05
at New England 1/1/12

TOUCHDOWNS

MOST SCORED

8 vs. Miami 1/3/21
vs. Miami 9/18/66

MOST ALLOWED

8 at Seattle 10/30/77

MOST SCORED BY RUSHING

5 vs. Washington 11/3/96
vs. Cincinnati

MOST ALLOWED BY RUSHING

6 vs. New Orleans 11/12/17

MOST SCORED BY PASSING

6 vs. Pittsburgh 9/8/91

MOST ALLOWED BY PASSING

6 at Oakland 10/19/69

KICKING

MOST FIELD GOALS MADE

6 at N.Y. Jets 10/25/20
at N.Y. Jets 10/20/96

MOST FIELD GOALS ALLOWED

6 at N.Y. Jets 11/3/68

TOTAL YARDS

MOST YARDS GAINED

589 vs. Miami 12/24/16 (OT)

FEWEST YARDS GAINED

49 vs. Baltimore 10/10/71

MOST YARDS ALLOWED

621 at San Francisco 10/7/12

FEWEST YARDS ALLOWED

26 vs. Cleveland 12/12/04

FIRST DOWNS

MOST, TOTAL

35 at New England 11/11/12

MOST ALLOWED, TOTAL

34 at Cincinnati 11/17/75
at Cincinnati 11/27/88

FEWEST, TOTAL

4 vs. Baltimore 10/10/71

FEWEST ALLOWED, TOTAL

4 vs. NY Jets 1/9/21

MOST BY RUSHING

21 vs. Washington 11/3/96

MOST ALLOWED BY RUSHING

20 vs. New Orleans 11/12/17

MOST BY PASSING

22 at Minnesota 9/15/02 (OT)

MOST ALLOWED BY PASSING

24 vs. Houston 11/1/64
vs. Miami 11/16/86

MOST BY PENALTY

8 vs. Houston 9/20/87
at N.Y. Jets 9/22/13

MOST ALLOWED BY PENALTY

7 vs. Cleveland 10/23/77
at Baltimore 12/17/78
at Miami 10/9/83
vs. Jacksonville 12/2/12
vs. N.Y. Giants 10/4/15

RUSHING

MOST ATTEMPTS

58 at Cincinnati 12/16/84
vs. Miami 10/4/92

MOST ATTEMPTS ALLOWED

68 vs. Houston 11/1/64

MOST YARDS GAINED

366 vs. N.Y. Giants 11/26/78

FEWEST YARDS GAINED

0 at Chicago 10/2/88

MOST YARDS ALLOWED

320 at Dallas Texans 9/30/62

FEWEST YARDS ALLOWED

5 at N.Y. Jets 10/30/66



SINGLE-GAME TEAM RECORDS

PASSING

MOST ATTEMPTS

58 at Cincinnati 12/16/84
vs. Miami 10/4/92

FEWEST ATTEMPTS

2 vs. N.Y. Jets 9/29/74

MOST ATTEMPTS ALLOWED

68 vs. Houston 11/1/64

FEWEST ATTEMPTS ALLOWED

7 vs. Cincinnati 11/30/69

MOST COMPLETIONS

38 at Miami 10/9/83
at Denver 12/7/14

FEWEST COMPLETIONS

0 vs. N.Y. Jets 9/29/74

MOST COMPLETIONS ALLOWED

40 at Minnesota 9/23/18

FEWEST COMPLETIONS ALLOWED

LOWED

2 vs. Cincinnati 11/30/69
vs. N.Y. Jets 9/29/74
vs. Cleveland 10/11/09

MOST YARDS GAINED

437 at Minnesota 9/15/02

FEWEST YARDS GAINED

-19 vs. Oakland 9/15/68

MOST YARDS ALLOWED

464 vs. Houston 10/29/61

FEWEST YARDS ALLOWED

-3 vs. Cleveland 12/13/04

PENALTIES

MOST PENALTIES

19 at Miami 12/22/85
at Indianapolis 9/23/01

FEWEST PENALTIES

0 vs. Jacksonville 12/14/97
at N.Y. Jets 1/1/17

MOST PENALTIES BY OPPONENT

22 vs. San Francisco 10/4/98

FEWEST PENALTIES BY OPPONENT

NENT

0 vs. N.Y. Titans 10/16/60
vs. Houston 11/1/64
at Kansas City 10/2/66
at N.Y. Jets 12/16/73

MOST YARDS PENALIZED

163 vs. Chicago 11/4/18

FEWEST YARDS PENALIZED

0 vs. Jacksonville 12/14/97
at N.Y. Jets 1/1/17

MOST YARDS PENALIZED, OPPONENT

189 vs. Houston 10/31/65

FEWEST YARDS PENALIZED, OPPONENT

0 vs. N.Y. Titans 10/16/60
vs. Houston 11/1/64
at Kansas City 10/2/66
at N.Y. Jets 12/16/73

FUMBLES

MOST LOST

6 vs. Denver 12/2/79

MOST RECOVERED

7 vs. Cincinnati 11/30/69

INTERCEPTIONS

MOST THROWN

6 vs. Denver 9/18/60
vs. Houston 11/10/74
vs. Miami 11/21/82

MOST INTERCEPTED

6 at L.A. Chargers 11/20/60
at Denver 11/19/61
vs. Houston 9/9/62
at Boston 12/9/67
at N.Y. Jets 10/18/09

TOTAL TURNOVERS

MOST COMMITTED

8 at New England 11/7/76

MOST FORCED BY DEFENSE

9 at Denver 11/19/61
at Kansas City 10/17/65

SACKS

MOST SACKS MADE

11 at Denver 12/13/64

MOST SACKS ALLOWED

11 vs. Oakland 10/15/67

RETURNS

MOST PUNT RETURNS

9 at Houston 10/11/64
vs. Pittsburgh 12/12/82

MOST PUNT RETURN YARDS

148 vs. St. Louis 11/21/04

MOST KICK RETURNS

10 at Baltimore 12/12/76

MOST KICK RETURN YARDS

256 at Cincinnati 12/24/05



ALL-TIME RETURN TDS

ALL-TIME INTERCEPTION RETURN TDS

TOTAL INT TDS: 98 / RECORD WITH A INT TD: 68-21-4

Date	Player	Opponent	Yards	Result/Score
12/7/25	Christian Benford	v CIN	63	W, 39-34
11/10/24	Taron Johnson (2)	@ IND	23	W, 30-20
9/12/24	Ja'Marcus Ingram	@ MIA	31	W, 31-10
12/31/23	Rasul Douglas	v NE	40	W, 27-21
9/24/23	A.J. Epenesa	@ WAS	32	W, 37-3
9/19/22	Matt Milano	v TEN	43	W, 41-7
10/10/21	Micah Hyde	@ KC	26	W, 38-20
1/3/21	Josh Norman	v MIA	16	W, 56-26
12/13/20	Taron Johnson	v PIT	51	W, 26-15
12/24/17	Jordan Poyer	@ NE	19	L, 16-37
10/9/16	Nickell Robey-Coleman (2)	@ LAR	41	W, 30-19
10/25/15	Corey Graham	@ JAX	44	L, 31-34
9/27/15	Preston Brown	@ MIA	43	W, 41-14
11/17/13	Da'Norris Searcy	v. NYJ	32	W, 37-14
10/20/13	Nickell Robey	@ MIA	19	W, 23-21
12/30/12	Bryan Scott (2)	v. NYJ	20	W, 28-9
12/24/11	Jairus Byrd (2)	v. DEN	37	W, 40-14
10/9/11	Nick Barnett	v PHI	31	W, 31-24
10/2/11	Bryan Scott	@ CIN	43	L, 20-23
9/25/11	Drayton Florence (2)	v NE	27	W, 34-31
1/2/11	Jairus Byrd	@ NYJ	37	L, 7-38
12/5/10	Drayton Florence	@ MIN	40	L, 14-38
9/20/09	Donte Whitner	v TAM	76	W, 33-20
9/14/09	Aaron Schobel	@ NEP	26	L, 24-25
11/23/08	Leodis McKelvin	@ KC	64	W, 54-31
11/2/08	Jabari Greer (2)	v NYJ	42	L, 17-26
9/28/08	Jabari Greer	@ STL	33	W, 31-14
10/08/07	George Wilson	v DAL	25	L, 24-25
10/08/07	Chris Kelsay	v DAL	EZ	L, 24-25
12/10/06	Nate Clements (5)	@ NYJ	58	W, 31-13
11/5/06	London Fletcher-Baker	v GB	17	W, 24-10
12/24/05	Terrence McGee	@ CIN	46	W, 37-27
1/2/05	Nate Clements (4)	v PIT	30	L, 24-29
12/19/04	Takeo Spikes (2)	@ CIN	62	W, 33-17
12/5/04	Pat Williams	@ MIA	20	W, 42-32
10/17/04	Takeo Spikes	v MIA	11	W, 20-13
9/21/03	Nate Clements (3)	@ MIA	54	L, 7-17
9/7/03	Sam Adams	v NEP	37	W, 31-0
10/22/02	Nate Clements (2)	@ MIA	29	W, 23-10
12/23/01	Brandon Spoon (2)	@ ATL	7	L, 30-33
12/9/01	Brandon Spoon	v CAR	44	W, 25-24
9/23/01	Nate Clements	@ IND	48	L, 26-42
10/29/00	Henry Jones (4)	v NYJ	45	W, 23-20
12/13/98	Gabe Northern	v OAK	40	W, 44-21
11/26/95	Cornelius Bennett	v NE	69	L, 25-35
9/10/95	Kurt Schulz	v CAR	32	W, 31-9
12/19/93	Mickey Washington	@ MIA	27	W, 47-34
10/24/93	Darryl Talley (2)	@ NYJ	61	W, 19-10
10/3/93	Henry Jones (3)	v NYG	85	W, 17-14
9/20/92	Henry Jones	v IND	23	W, 38-0
9/20/92	Henry Jones (2)	v IND	82	W, 38-0
9/8/91	Nate Odomes	v PIT	32	W, 52-34
11/4/90	Darryl Talley	@ CLE	60	W, 42-0
9/30/90	Leonard Smith	v DEN	39	W, 29-28
10/29/89	Kirby Jackson	v MIA	40	W, 31-17
10/30/88	Mark Kelso	v GB	78	W, 28-0
12/4/83	Mike Kennedy	@ KC	22	W, 14-9
12/7/80	Steve Freeman (3)	v LAR	47	W, 10-7
9/14/80	Jeff Nixon	v NYJ	50	W, 20-10
12/2/79	Steve Freeman (2)	v DEN	50	L, 16-19
9/9/79	Isiah Robertson	v CIN	23	W, 51-24



ALL-TIME RETURN TDS

ALL-TIME INTERCEPTION RETURN TDS (CONTINUED)

TOTAL INT TDS: 98 / RECORD WITH A INT TD: 68-21-4

Date	Player	Opponent	Yards	Result/Score
9/10/78	Charles Romes	v NYJ	85	L, 20-21
11/6/77	Doug Jones	@ NE	24	W, 24-14
10/3/76	Tony Greene (2)	v KC	101	W, 50-17
10/26/75	Steve Freeman	v MIA	30	L, 30-35
9/21/75	Pat Toomay	v NYJ	44	W, 42-14
11/3/74	Dave Washington	@ NE	72	W, 29-28
10/13/74	Neal Craig	@ BAL	55	W, 27-14
11/25/73	Dwight Harrison	@ BAL	31	W, 24-17
12/17/72	Alvin Wyatt	@ WAS	49	W, 24-17
11/5/72	Tony Greene	v MIA	39	L, 16-30
10/22/72	Ken Lee	@ MIA	16	L, 23-24
11/15/70	George "Butch" Byrd (5)	@ BAL	26	T, 17-17
11/1/70	Edgar Chandler	@ BOS	59	W, 45-10
9/28/69	George "Butch" Byrd (4)	v DEN	12	W, 41-28
11/24/68	Booker Edgerson (2)	@ DEN	35	L, 32-34
9/29/68	Tom Janik (5)	v NYJ	100	W, 37-35
9/29/68	George "Butch" Byrd (3)	v NYJ	53	W, 37-35
9/29/68	Booker Edgerson	v NYJ	45	W, 37-35
12/9/67	Tom Janik (4)	@ BOS	38	W, 44-16
12/9/67	Marty Schottenheimer	@ BOS	45	W, 44-16
11/5/67	Tom Janik (3)	v MIA	19	W, 35-13
12/18/66	Tom Janik (2)	v DEN	25	W, 38-21
11/20/66	Tom Janik	@ HOU	37	W, 42-20
9/25/66	Hagood Clarke	v HOU	66	W, 27-20
9/18/66	George "Butch" Byrd (2)	v MIA	60	W, 58-24
9/11/65	Charley Warner	v BOS	22	W, 24-7
9/26/64	George "Butch" Byrd	v SD	75	W, 30-3
9/13/64	Tom Sestak (2)	v KC	15	W, 34-17
9/22/63	Mike Stratton	v KC	26	T, 27-27
11/3/62	Leroy Moore	v BOS	3	T, 28-28
10/28/62	Tom Sestak	@ DEN	6	W, 45-38
10/7/62	Carl Charon	@ HOU	40	L, 14-17
11/19/61	Stew Barber	@ DEN	21	W, 23-10
12/11/60	Joe Hergert	@ HOU	29	L, 23-31
12/4/60	Jim Wagstaff	v BOS	40	W, 38-14
11/27/60	Mack Yoho	@ DEN	15	T, 38-38
11/20/60	Archie Matsos	@ LAC	20	W, 32-3



ALL-TIME RETURN TDS

ALL-TIME FUMBLE RETURN TDS

TOTAL FUMBLE RETURN TDS: 56 / RECORD WITH A FR TD: 33-23

Date	Player	Opponent	Yards	Result/Score
11/30/25	Christian Benford	@ PIT	17	W, 26-7
12/22/24	Taron Johnson	v NE	EZ	W, 24-21
12/20/20	Jerry Hughes	@ DEN	21	W, 48-19
11/11/18	Jason Croom	@ NYJ	EZ	W, 41-10
10/29/17	Matt Milano	v OAK	40	W, 34-14
10/1/17	Tre'Davious White	@ ATL	52	W, 23-17
9/25/16	Aaron Williams	v ARI	53	W, 33-18
9/15/16	Nickell Robey-Coleman	v NYJ	36	L, 31-37
11/12/15	Duke Williams	@ NYJ	19	W, 22-17
11/30/14	Jerry Hughes	v CLE	18	W, 26-10
9/8/13	Da'Norris Searcy	v NE	74	L, 21-23
12/24/11	Spencer Johnson	v DEN	17	W, 40-14
12/11/11	Bryan Scott	@ SD	EZ	L, 10-37
11/21/10	Drayton Florence	@ CIN	27	W, 49-31
12/9/07	George Wilson	v MIA	20	W, 38-17
11/12/06	Terrence McGee	@ IND	68	L, 16-17
9/10/06	London Fletcher	@ NE	5	L, 17-19
12/14/03	Pat Williams	@ TEN	28	L, 26-28
9/15/02	Ron Edwards	@ MIN	EZ	W, 45-39
11/12/00	Daryl Porter	v CHI	23	W, 20-3
10/15/00	Jerry Ostroski	v SDC	EZ	W, 27-24
10/4/99	Gabe Northern	@ MIA	59	W, 23-18
12/13/98	Phil Hansen	v OAK	13	W, 44-21
11/17/96	David White	v CIN	12	W, 31-17
9/17/95	Carwell Gardner	v IND	EZ	W, 20-14
9/11/94	Mike Lodish (2)	@ NE	EZ	W, 38-35
12/19/93	Nate Odomes (2)	@ MIA	25	W, 47-34
9/27/92	Mike Lodish	@ NE	18	W, 41-7
11/18/91	Cornelius Bennett	@ MIA	6	W, 47-21
10/7/90	Nate Odomes	v LA RAI	49	W, 38-24
10/30/88	Leon Seals	v GB	7	W, 28-0
12/20/87	Sean McNanie	v NEP	14	L, 7-13
12/13/87	Bruce Smith	@ IND	EZ	W, 27-3
11/15/87	Mark Kelso	@ CLE	56	L, 21-27
10/19/86	Rodney Bellinger	v IND	15	W, 24-13
9/14/86	Pete Metzelaars	@ CIN	EZ	L, 33-36
12/15/85	Don Wilson	@ PIT	61	L, 24-30
11/4/84	Chris Keating	v CLE	34	L, 10-13
10/14/84	Lucius Sanford	@ SEA	46	L, 28-31
9/25/83	Dave Kilson (R)	v HOU	87	W, 30-13
11/21/82	Joe Ferguson	v MIA	1	L, 7-9
9/23/79	Fred Smerlas (R)	v NYJ	13	W, 46-31
9/25/77	Bo Cornell	@ DEN	22	L, 6-26
11/21/76	John Holland	v SDC	EZ	L, 13-34
9/28/75	Mike Kadish	@ PIT	26	W, 30-21
12/15/74	Ahmad Rashad (2)	@ LAR	EZ	L, 14-19
11/17/74	Dave Washington	@ MIA	42	L, 28-35
9/22/74	Ahmad Rashad	v MIA	EZ	L, 16-24
11/14/71	Robert James	@ NEP	2	L, 33-38
11/30/69	Booker Edgersen	v CIN	10	W, 16-13
12/24/67	Tom Sestak	@ OAK	EZ	L, 21-28
12/18/66	Mike Stratton	v DEN	22	W, 38-21
10/17/65	George Saines	@ KC	18	W, 23-7
11/15/64	Joe Auer	v BOS	18	L, 28-36
9/28/63	Carl Charon	v HOU	23	L, 20-31
12/10/61	Don McDonald	@ SDC	24	L, 10-28
11/12/61	Ed Muelhaupt	@ DLT	7	W, 30-20
10/15/61	Richie Lucas	v DLT	20	W, 27-24



ALL-TIME RETURN TDS

ALL-TIME KICKOFF RETURN TDS

TOTAL KICKOFF RETURN TDS: 29 / RECORD WITH A KICKOFF RETURN TD: 18-9-1

Date	Player	Opponent	Yards	Result/Score
11/20/25	Ray Davis	@ HOU	97	L, 19-23
1/8/23	Nyheim Hines (2)	v NE	101	W, 35-23
1/8/23	Nyheim Hines	v NE	96	W, 35-23
10/20/19	Micah Hyde	v MIA	45	W, 31-21
9/14/14	C.J. Spiller (2)	v MIA	102	W, 29-10
10/21/12	Brad Smith	v TEN	89	L, 34-35
9/26/10	C.J. Spiller	@ NEP	95	L, 30-38
11/17/08	Leodis McKelvin	v CLE	98	L, 27-29
10/8/07	Terrence McGee (5)	v DAL	103	L, 24-25
12/24/05	Terrence McGee (4)	@ CIN	99	W, 37-27
12/5/04	Terrence McGee (3)	@ MIA	104	W, 42-32
10/31/04	Terrence McGee (2)	v ARI	87	W, 38-14
10/3/04	Terrence McGee	v NEP	98	L, 17-31
9/15/02	Charlie Rogers	@ MIN	90	W, 45-39
12/19/99	Henry Jones	@ ARI	37	W, 31-21
11/24/96	Eric Moulds	v NYJ	97	W, 35-10
12/8/91	Al Edwards	@ RAI	91	W, 30-27
9/24/78	Curtis Brown	v BAL	102	W, 24-17
12/9/73	Wallace Francis (2)	v NEP	90	W, 37-13
10/7/73	Wallace Francis	v PHI	101	W, 27-26
11/1/70	Greg Jones	@ BOS	52	W, 45-10
10/4/70	O.J. Simpson	v NYJ	95	W, 34-31
9/22/68	Max Anderson	@ CIN	100	L, 23-34
10/30/66	Charley Warner (3)	@ NYJ	95	W, 33-23
12/19/65	Charley Warner (2)	@ NYJ	87	L, 12-14
11/7/65	Charley Warner	@ BOS	102	W, 23-7
11/3/62	Albert Dubenion	v BOS	93	T, 28-28
9/9/62	Art Baker	v HOU	100	L, 23-28
9/17/61	Fred Brown	v NYT	93	W, 41-31

ALL-TIME PUNT RETURN TDS

TOTAL PUNT RETURN TDS: 26 / RECORD WITH A PUNT RETURN TD: 13-13

Date	Player	Opponent	Yards	Result/Score
1/7/24	Deonte Harty	@ MIA	96	W, 21-14
1/3/21	Isaiah McKenzie	v MIA	84	W, 56-26
12/14/14	Marcus Thigpen	v GBY	75	W, 21-13
11/15/12	Leodis McKelvin (3)	v MIA	79	W, 19-14
9/16/12	Leodis McKelvin (2)	v KCY	88	W, 35-17
12/24/11	Leodis McKelvin	v DEN	80	W, 40-14
9/9/07	Roscoe Parrish (2)	v DEN	74	L, 14-15
9/7/07	Roscoe Parrish (3)	v SEA	63	W, 34-10
11/26/06	Roscoe Parrish	v JAX	82	W, 27-24
11/21/04	Nate Clements (2)	v STL	86	W, 37-17
11/14/04	Jonathan Smith	@ NEP	70	L, 6-29
11/4/01	Nate Clements	v IND	66	L, 14-30
9/5/93	Russell Copeland	v NEP	47	W, 38-14
11/2/86	Ron Pitts	@ TAM	49	L, 28-34
10/14/84	Don Wilson	@ SEA	65	L, 28-31
10/15/78	Keith Moody (3)	@ HOU	82	L, 10-17
11/13/77	John Kimbrough	v BAL	73	L, 13-31
10/23/77	Keith Moody (2)	v CLE	91	L, 16-27
10/10/76	Keith Moody	@ NYJ	67	L, 14-17
12/16/73	Bill Cahill	@ NYJ	51	W, 34-14
11/14/71	Ike Hill	@ NEP	68	L, 33-38
10/31/71	Alvin Wyatt	v STL	61	L, 23-28
11/3/68	Hagood Clarke (2)	@ NYJ	82	L, 21-25
9/18/66	George "Butch" Byrd	v MIA	72	W, 58-24
9/11/66	Ed Rutkowski	v KCY	73	L, 20-42
9/26/64	Hagood Clarke	v SDC	53	W, 30-3



ALL-TIME RETURN TDS

ALL-TIME BLOCKED PUNT TDS

TOTAL BLOCKED PUNT TDS: 9 / RECORD WITH A BLOCKED PUNT TD: 7-2

<u>Date</u>	<u>Player</u>	<u>Opponent</u>	<u>Yards</u>	<u>Result/Score</u>
11/24/2014	Manny Lawson	v NYJ	EZ	W, 38-3
12/19/2004	Jason Peters	@ CIN	EZ	W, 33-17
11/10/1996	Gabe Northern	@ PHI	18	W, 24-17
10/7/1990	James Williams	v LA RAI	38	W, 38-24
9/25/1988	Robb Riddick	v PIT	5	W, 36-28
12/8/1984	Stan David	@ NYJ	36	L, 17-21
10/5/1980	Lucius Sanford (2)	@ SD	EZ	W, 26-24
9/9/1979	Lucius Sanford	v CIN	3	W, 51-24
9/30/1962	Carl Charon	@ DLT	3	L, 21-41

ALL-TIME BLOCKED FIELD GOAL TDS

TOTAL BLOCKED FG TDS: 4 / RECORD WITH A BLOCKED FG TD: 3-1

<u>Date</u>	<u>Player</u>	<u>Opponent</u>	<u>Yards</u>	<u>Result/Score</u>
9/30/1990	Cornelius Bennett	v DEN	80	W, 29-28
9/24/1989	Mark Kelso	@ HOU	76	W, 47-41
9/2/1979	Charles Romes	v MIA	76	L, 7-9



BEST PLAYOFF PERFORMANCES

SCORING

MOST TOUCHDOWNS SCORED

4 Gabe Davis 1/23/22 at Kansas City

MOST FIELD GOALS

5 Steve Christie 1/17/93 at Miami

LONGEST FIELD GOAL

54 Steve Christie 1/30/94 vs. Dallas

RUSHING

MOST RUSHING ATTEMPTS

33 Thurman Thomas 1/23/94 vs. Kansas City

MOST RUSHING YARDS

186 Thurman Thomas 1/23/94 vs. Kansas City

MOST RUSHING TOUCHDOWNS

4 Kenneth Davis 1/20/91 vs. L.A. Raiders
Thurman Thomas 1/23/94 vs. Kansas City

LONGEST RUN FROM SCRIMMAGE

52 Josh Allen 1/15/24 vs. Pittsburgh

PASSING

MOST PASS ATTEMPTS

58 Jim Kelly 1/26/92 vs. Washington

MOST PASSES COMPLETED

31 Jim Kelly 1/30/94 vs. Dallas

MOST PASSING YARDS

405 Jim Kelly 1/6/90 at Cleveland

MOST TOUCHDOWN PASSES

5 Josh Allen 1/15/22 vs. New England

LONGEST PASS COMPLETION

93 Daryle Lamonica (to Elbert Dubenion)
12/28/63 vs. Boston

RECEIVING

MOST RECEPTIONS

13 Thurman Thomas 1/6/90 at Cleveland

MOST RECEIVING YARDS

240 Eric Moulds 1/2/99 at Miami (WC)

MOST TOUCHDOWN RECEPTIONS

4 Gabe Davis 1/23/22 at Kansas City

INTERCEPTIONS

MOST INTERCEPTIONS

2 Bill Simpson 12/27/81 at N.Y. Jets
Darryl Talley 1/20/91 vs. L.A. Raiders
Kirby Jackson 1/5/92 vs. Kansas City

LONGEST INTERCEPTION RETURN

49 Rufus Bess 12/27/81 at N.Y. Jets (No TD)

MISCELLANEOUS

MOST PUNTS

8 Colton Schmidt 1/7/18 at Jacksonville
Daryle Lamonica 12/28/63 vs. Boston
Paul Maguire 1/1/67 vs. Kansas City
Chris Mohr 1/12/92 vs. Denver
Chris Mohr 1/8/00 at Tennessee

LONGEST PUNT

64 Paul Maguire 12/26/64 vs. San Diego

LONGEST KICKOFF RETURN

67 Steve Tasker 1/15/94 vs. L.A. Raiders

LONGEST PUNT RETURN

74 George "Butch" Byrd 12/26/65 at San Diego

LONGEST FUMBLE RETURN FOR TD

26 Charles Romeis 12/27/81 at N.Y. Jets



SINGLE-GAME TEAM PLAYOFF RECORDS

SCORING

MOST POINTS SCORED

51 1/20/91 vs. LA Raiders

MOST POINTS ALLOWED

52 1/31/93 vs. Dallas

MOST POINTS, BOTH TEAMS

79 Buffalo 41, Houston 38
(OT) 1/3/93

FEWEST POINTS, BOTH TEAMS

13 Jacksonville 10, Bills 3
1/7/18

MOST DECISIVE VICTORY

48 Buffalo 51, L.A. Raiders 3
1/20/91

MOST DECISIVE LOSS

35 Dallas 52, Buffalo 17
1/31/93

LARGEST COMEBACK

32 Buffalo 41, Houston 38
(OT) 1/3/93

TOUCHDOWNS

MOST SCORED

7 1/15/22 vs. New England
1/20/91 vs. L.A. Raiders

MOST ALLOWED

7 1/31/93 vs. Dallas

MOST SCORED BY RUSHING

4 1/20/91 vs. L.A. Raiders

MOST ALLOWED BY RUSHING

3 12/22/74 at Pittsburgh
1/3/82 at Cincinnati
1/6/96 at Pittsburgh

MOST SCORED BY PASSING

5 1/15/22 vs. New England

MOST ALLOWED BY PASSING

4 1/3/93 vs. Houston
1/31/93 vs. Dallas

KICKING

MOST FIELD GOALS MADE

5 1/17/93 at Miami

MOST FIELD GOALS ALLOWED

4 12/28/63 vs. Boston
1/6/96 at Pittsburgh (AD)
12/28/96 vs. Jacksonville

TOTAL YARDS

MOST YARDS GAINED

536 12/30/95 vs. Miami

FEWEST YARDS GAINED

181 1/8/89 at Cincinnati

MOST YARDS ALLOWED

502 12/30/95 vs. Miami

FEWEST YARDS ALLOWED

194 1/8/00 at Tennessee

FIRST DOWNS

MOST, TOTAL

30 1/20/91 vs. L.A. Raiders
1/23/94 vs. Kansas City

MOST ALLOWED, TOTAL

30 1/22/23 vs. Cincinnati

FEWEST, TOTAL

9 1/1/67 vs. Kansas City

FEWEST ALLOWED, TOTAL

12 12/26/65 at San Diego

MOST BY RUSHING

18 12/30/95 vs. Miami

MOST ALLOWED BY RUSHING

18 12/22/74 at Pittsburgh

MOST BY PASSING

20 1/6/90 at Cleveland

MOST ALLOWED BY PASSING

20 12/30/95 vs. Miami

MOST BY PENALTY

4 1/7/18 at Jacksonville
1/5/92 vs. Kansas City
1/31/93 vs. Dallas
1/15/94 vs. L.A. Raiders
1/23/94 vs. Kansas City

MOST ALLOWED BY PENALTY

5 1/2/99 at Miami

RUSHING

MOST ATTEMPTS

52 12/30/95 vs. Miami

MOST ATTEMPTS ALLOWED

51 12/22/74 at Pittsburgh

MOST YARDS GAINED

341 12/30/95 vs. Miami

FEWEST YARDS GAINED

7 12/28/63 vs. Boston

MOST YARDS ALLOWED

235 12/22/74 at Pittsburgh

FEWEST YARDS ALLOWED

33 1/17/93 at Miami



SINGLE-GAME TEAM PLAYOFF RECORDS

PASSING

MOST ATTEMPTS

59 1/26/92 vs. Washington

FEWEST ATTEMPTS

20 12/26/64 vs. San Diego
12/26/65 at San Diego

MOST ATTEMPTS ALLOWED

66 12/30/95 vs. Miami

FEWEST ATTEMPTS ALLOWED

20 1/8/89 at Cincinnati
1/15/94 vs. L.A. Raiders

MOST COMPLETIONS

38 at Miami 10/9/83
at Denver 12/7/14

FEWEST COMPLETIONS

9 12/26/65 at San Diego

MOST COMPLETIONS ALLOWED

36 1/3/93 vs. Houston

FEWEST COMPLETIONS ALLOWED

11 1/8/89 at Cincinnati

MOST YARDS GAINED

404 1/6/90 at Cleveland

FEWEST YARDS GAINED

97 1/8/00 at Tennessee

MOST YARDS ALLOWED

432 12/30/95 vs. Miami

FEWEST YARDS ALLOWED

55 1/8/00 at Tennessee

PENALTIES

MOST PENALTIES

10 1/8/00 at Tennessee

FEWEST PENALTIES

1 1/30/94 vs. Dallas

MOST PENALTIES, OPPONENT

10 1/5/92 vs. Kansas City

FEWEST PENALTIES, OPPONENT

2 12/22/74 at Pittsburgh
1/20/91 vs. L.A. Raiders
1/9/93 at Pittsburgh
1/8/00 at Tennessee

MOST YARDS PENALIZED

100 12/28/63 vs. Boston

FEWEST YARDS PENALIZED

0 1/23/94 vs. Kansas City
1/30/94 vs. Dallas

MOST YARDS PENALIZED, OPPONENT

82 1/26/92 vs. Washington

FEWEST YARDS PENALIZED, OPPONENT

10 12/22/74 at Pittsburgh

FUMBLES

MOST LOST

5 1/31/93 vs. Dallas

MOST RECOVERED

3 1/17/93 at Miami

INTERCEPTIONS

MOST THROWN

4 12/28/63 vs. Boston
12/27/81 at N.Y. Jets
1/26/92 vs. Washington
1/31/93 vs. Dallas

MOST INTERCEPTED

6 1/20/91 vs. L.A. Raiders

TOTAL TURNOVERS

MOST COMMITTED

9 1/31/93 vs. Dallas
(5 fumbles, 4 interceptions)

MOST FORCED BY DEFENSE

7 1/20/91 vs. L.A. Raiders
(1 fumble, 6 interceptions)

SACKS

MOST SACKS MADE

9 1/1/67 vs. Kansas City

MOST SACKS ALLOWED

6 1/8/00 at Tennessee

RETURNS

MOST PUNT RETURNS

5 1/7/18 at Jacksonville
1/1/67 vs. Kansas City
1/23/94 vs. Kansas City
12/28/96 vs. Jacksonville

MOST PUNT RETURN YARDS

87 12/26/65 at San Diego

MOST KICK RETURNS

8 1/6/96 at Pittsburgh

MOST KICK RETURN YARDS

172 12/28/96 vs. Jacksonville



ALL-TIME SERIES

BILLS-49ERS (8-6)

REGULAR SEASON: 8-6

PLAYOFFS (BOLDED): 0-0

HOME: 4-2

ROAD: 4-4

DATE	RESULT	SITE	SCORE	DATE	RESULT	SITE	SCORE	DATE	RESULT	SITE	SCORE
09/24/1972	W	BUF	27-20	12/03/1995	L	SF	17-27	10/07/2012	L	SF	3-45
12/21/1980	W	SF	18-13	10/04/1998	W	BUF	26-21	10/16/2016	W	BUF	45-16
12/11/1983	L	BUF	10-23	12/02/2001	L	SF	0-35	12/07/2020	W	ARIZONA	34-24
12/17/1989	L	SF	10-21	12/26/2004	W	SF	41-7	12/01/2024	W	BUF	35-10
09/13/1992	W	SF	34-31	11/30/2008	L	BUF	3-10				

BILLS-BEARS (6-8)

REGULAR SEASON: 6-8

PLAYOFFS (BOLDED): 0-0

HOME: 4-3

ROAD: 2-5

DATE	RESULT	SITE	SCORE	DATE	RESULT	SITE	SCORE	DATE	RESULT	SITE	SCORE
11/22/1970	L	CHI	13-31	10/2/1994	L	CHI	13-20	11/7/2010	L	TORONTO	19-22
10/27/1974	W	BUF	16-6	12/7/1997	L	CHI	3-20	9/7/2014	W	CHI	23-20
10/7/1979	L	BUF	0-7	11/12/2000	W	BUF	20-3	11/4/2018	L	BUF	9-41
10/2/1988	L	CHI	3-24	9/29/2002	W	BUF	33-27	12/24/2022	W	CHI	35-13
9/29/1991	W	BUF	35-20	10/8/2006	L	CHI	7-40				

BILLS-BENGALS (18-17)

REGULAR SEASON: 18-14

PLAYOFFS (BOLDED): 0-3

HOME: 11-6

ROAD: 7-11

DATE	RESULT	SITE	SCORE	DATE	RESULT	SITE	SCORE	DATE	RESULT	SITE	SCORE
9/22/1968	L	CIN	23-34	11/3/1985	L	BUF	17-23	11/4/2007	W	BUF	33-21
12/31/1969	W	BUF	16-13	9/14/1986	L	CIN	33-36	11/21/2010	W	CIN	49-31
11/8/1970	L	BUF	14-43	11/27/1988	L	CIN	21-35	10/2/2011	L	CIN	20-23
11/11/1973	L	BUF	13-16	1/8/1989	L	CIN	10-21	10/13/2013	L	BUF	24-27
11/17/1975	L	CIN	24-33	11/26/1989	W	BUF	24-7	10/18/2015	L	BUF	21-34
10/22/1978	W	BUF	5-0	10/21/1991	W	BUF	35-16	11/20/2016	W	CIN	16-12
9/9/1979	W	BUF	51-24	11/17/1996	W	BUF	31-17	10/8/2017	L	CIN	16-20
11/16/1980	W	CIN	14-0	12/6/1998	W	CIN	33-20	9/22/2019	W	BUF	21-17
9/27/1981	L	CIN	24-27	12/29/2002	W	BUF	27-9	01/22/2023	L	BUF	10-27
1/3/1982	L	CIN	21-28	10/5/2003	W	BUF	22-16	11/05/2023	L	CIN	18-24
9/11/1983	W	CIN	10-6	12/19/2004	W	CIN	33-17	12/07/2025	W	BUF	39-34
12/16/1984	L	CIN	21-52	12/24/2005	W	CIN	37-27				

BILLS-BRONCOS (24-17-1)

REGULAR SEASON: 23-17-1

PLAYOFFS (BOLDED): 2-0

HOME: 16-12

ROAD: 8-5-1

DATE	RESULT	SITE	SCORE	DATE	RESULT	SITE	SCORE	DATE	RESULT	SITE	SCORE
9/18/1960	L	BUF	21-27	11/19/1967	L	BUF	20-21	9/26/1994	W	BUF	27-20
11/27/1960	T	DEN	38-38	11/24/1968	L	DEN	32-34	9/3/1995	L	DEN	7-22
9/10/1961	L	BUF	10-22	12/31/1969	W	BUF	41-28	10/26/1997	L	BUF	20-23
11/19/1961	W	DEN	23-10	9/20/1970	L	BUF	10-25	9/22/2002	L	DEN	23-28
9/15/1962	L	BUF	20-23	10/5/1975	W	BUF	38-14	12/17/2005	L	BUF	17-28
10/28/1962	W	DEN	45-38	9/25/1977	L	DEN	6-26	9/9/2007	L	BUF	14-15
11/3/1963	W	DEN	30-28	12/2/1979	L	BUF	16-19	12/21/2008	W	DEN	30-23
11/9/1963	W	BUF	27-17	10/25/1981	W	BUF	9-7	12/24/2011	W	BUF	40-14
9/20/1964	W	BUF	30-13	10/21/1984	L	BUF	7-37	12/7/2014	L	DEN	17-24
12/13/1964	W	DEN	30-19	11/8/1987	W	BUF	21-14	9/24/2017	W	BUF	26-16
9/19/1965	W	DEN	30-15	9/18/1989	L	BUF	14-28	11/24/2019	W	BUF	20-3
10/24/1965	W	BUF	31-13	9/30/1990	W	BUF	29-28	12/20/2020	W	DEN	48-19
12/18/1966	W	BUF	38-21	1/12/1992	W	BUF	10-7	11/13/2023	L	BUF	22-24
10/8/1967	W	DEN	17-16	12/12/1992	W	BUF	27-17	01/12/2025	W	BUF	31-7



ALL-TIME SERIES

BILLS-BROWNS (11-13)

REGULAR SEASON: 11-12

PLAYOFFS (BOLDED): 0-1

HOME: 6-5

ROAD: 5-8

DATE	RESULT	SITE	SCORE	DATE	RESULT	SITE	SCORE	DATE	RESULT	SITE	SCORE
11/26/1972	L	CLE	10-27	11/15/1987	L	CLE	21-27	12/12/2010	W	BUF	13-6
11/24/1974	W	CLE	15-10	1/6/1990	L	CLE	30-34	9/23/2012	W	CLE	24-14
10/23/1977	L	BUF	16-27	11/4/1990	W	CLE	42-0	10/3/2013	L	CLE	24-37
10/29/1978	L	CLE	20-41	10/2/1995	W	CLE	22-19	11/30/2014	W	BUF	26-10
11/1/1981	W	BUF	22-13	12/12/2004	W	BUF	37-7	12/18/2016	W	BUF	33-13
11/4/1984	L	BUF	10-13	12/16/2007	L	CLE	0-8	11/10/2019	L	CLE	16-19
11/17/1985	L	CLE	7-17	11/17/2008	L	BUF	27-29	11/20/2022	W	DET	31-23
12/7/1986	L	BUF	17-21	10/11/2009	L	BUF	3-6	12/21/2025	W	CLE	23-20

BILLS-BUCCANEERS (6-8)

REGULAR SEASON: 6-8

PLAYOFFS (BOLDED): 0-0

HOME: 4-0

ROAD: 2-8

DATE	RESULT	SITE	SCORE	DATE	RESULT	SITE	SCORE	DATE	RESULT	SITE	SCORE
09/26/1976	W	TB	14-9	09/22/1991	W	TB	17-10	10/22/2017	W	BUF	30-27
11/19/1978	L	TB	10-31	11/26/2000	L	TB	17-31	12/12/2021	L	TB	27-33
12/19/1982	L	TB	23-24	09/18/2005	L	TB	3-19	10/26/2023	W	BUF	24-18
11/02/1986	L	TB	28-34	09/20/2009	W	BUF	33-20	11/16/2025	W	BUF	44-32
12/04/1988	L	TB	5-10	12/08/2013	L	TB	6-27				

BILLS-CARDINALS (8-5)

REGULAR SEASON: 8-5

PLAYOFFS (BOLDED): 0-0

HOME: 5-1

ROAD: 3-4

DATE	RESULT	SITE	SCORE	DATE	RESULT	SITE	SCORE	DATE	RESULT	SITE	SCORE
10/31/1971	L	BUF	23-28	11/11/1990	W	BUF	45-14	09/25/2016	W	BUF	33-18
11/27/1975	W	STL	32-14	12/19/1999	W	ARZ	31-21	11/15/2020	L	ARZ	30-32
11/15/1981	L	STL	0-24	10/31/2004	W	BUF	38-14	09/08/2024	W	BUF	34-28
09/09/1984	L	STL	7-37	10/05/2008	L	ARZ	17-41				
09/21/1986	W	BUF	17-10	10/14/2012	W	ARZ	19-16				



ALL-TIME SERIES

BILLS-CHARGERS (14-25-2)

REGULAR SEASON: 12-24-2

PLAYOFFS (BOLDED): 2-1

HOME: 7-11-1

ROAD: 7-14-1

DATE	RESULT	SITE	SCORE	DATE	RESULT	SITE	SCORE	DATE	RESULT	SITE	SCORE
10/02/1960	L	BUF	10-24	09/04/1966	L	SD	7-27	09/06/1998	L	SD	14-16
11/20/1960	W	LA	32-3	10/16/1966	T	BUF	17-17	10/15/2000	W	BUF	27-24
09/30/1961	L	BUF	11-19	10/01/1967	L	BUF	17-37	10/28/2001	L	SD	24-27
12/10/1961	L	SD	10-28	11/17/1968	L	BUF	6-21	12/15/2002	W	BUF	20-13
10/13/1962	W	BUF	35-10	12/31/1969	L	SD	6-45	11/20/2005	L	SD	10-48
11/11/1962	W	SD	40-20	10/23/1971	L	SD	3-20	12/03/2006	L	BUF	21-24
09/08/1963	L	SD	10-14	09/23/1973	L	SD	7-34	10/19/2008	W	BUF	23-14
11/17/1963	L	BUF	13-23	11/21/1976	L	BUF	13-34	12/11/2011	L	SD	10-37
09/26/1964	W	BUF	30-3	09/16/1979	L	SD	19-27	09/21/2014	L	BUF	10-22
11/26/1964	W	SD	27-24	10/05/1980	W	SD	26-24	11/19/2017	L	LA	24-54
12/26/1964	W	BUF	20-7	01/03/1981	L	SD	14-20	09/16/2018	L	BUF	20-31
10/10/1965	L	BUF	3-34	12/06/1981	W	SD	28-27	11/29/2020	W	BUF	27-17
11/25/1965	T	SD	20-20	09/08/1985	L	BUF	9-14	12/23/23	W	LA	24-22
12/26/1965	W	SD	23-0	12/01/1985	L	SD	7-40				

BILLS-CHIEFS (31-26-1)

REGULAR SEASON: 29-21-1

PLAYOFFS (BOLDED): 2-5

HOME: 16-10-1

ROAD: 15-16

DATE	RESULT	SITE	SCORE	DATE	RESULT	SITE	SCORE	DATE	RESULT	SITE	SCORE
11/06/1960	L	BUF	28-45	10/29/1973	W	BUF	23-14	12/13/2009	W	KC	16-10
12/18/1960	L	DAL	7-24	10/03/1976	W	BUF	50-17	10/31/2010	L	KC	10-13
10/15/1961	W	BUF	27-24	10/01/1978	W	BUF	28-13	09/11/2011	W	KC	41-7
11/12/1961	W	DAL	30-20	12/03/1978	L	KC	10-14	09/16/2012	W	BUF	35-17
09/30/1962	L	DAL	21-41	09/12/1982	W	BUF	14-9	11/03/2013	L	BUF	13-23
12/02/1962	W	BUF	23-14	12/04/1983	W	KC	14-9	11/09/2014	L	BUF	13-17
09/22/1963	T	BUF	27-27	09/28/1986	L	BUF	17-20	11/29/2015	L	KC	22-30
10/13/1963	W	KC	35-26	11/30/1986	W	KC	17-14	11/26/2017	W	KC	16-10
09/13/1964	W	BUF	34-17	10/07/1991	L	KC	6-33	10/19/2020	L	BUF	17-26
10/18/1964	W	KC	35-22	01/05/1992	W	BUF	37-14	01/24/2021	L	KC	24-38
10/17/1965	W	KC	23-7	11/28/1993	L	KC	7-23	10/10/2021	W	KC	38-20
12/12/1965	W	BUF	34-25	01/23/1994	W	BUF	30-13	01/23/2022	L	KC	36-42
09/11/1966	L	BUF	20-42	10/30/1994	W	BUF	44-10	10/16/2022	W	KC	24-20
10/02/1966	W	KC	29-14	12/22/1996	W	BUF	20-9	12/10/2023	W	KC	20-17
01/01/1967	L	BUF	7-31	09/14/1997	L	KC	16-22	01/21/2024	L	BUF	24-27
12/03/1967	L	KC	13-23	11/19/2000	W	KC	21-17	11/17/2024	W	BUF	30-21
10/05/1968	L	BUF	7-18	11/17/2002	L	KC	16-17	01/26/2025	L	KC	29-32
12/31/1969	L	KC	19-22	10/26/2003	L	KC	5-38	11/02/2025	W	BUF	28-21
12/31/1969	L	BUF	7-29	11/13/2005	W	BUF	14-3				
12/19/1971	L	KC	9-22	11/23/2008	W	KC	54-31				



ALL-TIME SERIES

BILLS-COLTS (39-33-1)

REGULAR SEASON: 38-33-1

PLAYOFFS (BOLDED): 1-0

HOME: 23-14

ROAD: 15-19-1

DATE	RESULT	SITE	SCORE	DATE	RESULT	SITE	SCORE	DATE	RESULT	SITE	SCORE
11/15/1970	T	BAL	17-17	09/18/1983	W	BUF	28-23	09/17/1995	W	BUF	20-14
12/13/1970	L	BUF	14-20	10/16/1983	W	BAL	30-7	11/05/1995	W	IND	16-10
10/10/1971	L	BUF	0-43	09/30/1984	L	IND	17-31	10/06/1996	W	BUF	16-13
12/05/1971	L	BAL	0-24	12/02/1984	W	BUF	21-15	12/01/1996	L	IND	10-13
10/01/1972	L	BUF	0-17	10/06/1985	L	IND	17-49	09/21/1997	W	BUF	37-35
12/03/1972	L	BAL	7-35	10/20/1985	W	BUF	21-9	10/20/1997	W	IND	9-6
10/14/1973	W	BUF	31-13	10/19/1986	W	BUF	24-13	10/11/1998	W	IND	31-24
11/25/1973	W	BAL	24-17	12/14/1986	L	IND	14-24	11/22/1998	W	BUF	34-11
10/13/1974	W	BAL	27-14	10/04/1987	L	BUF	6-47	09/12/1999	L	IND	14-31
12/01/1974	W	BUF	6-0	12/13/1987	W	IND	27-3	01/02/2000	W	BUF	31-6
10/12/1975	W	BAL	38-31	10/09/1988	W	BUF	34-23	10/01/2000	L	BUF	16-18
11/09/1975	L	BUF	35-42	12/18/1988	L	IND	14-17	12/11/2000	L	IND	20-44
10/17/1976	L	BUF	13-31	10/08/1989	L	IND	14-37	09/23/2001	L	IND	26-42
12/12/1976	L	BAL	20-58	11/12/1989	W	BUF	30-7	11/04/2001	L	BUF	14-30
10/02/1977	L	BAL	14-17	09/09/1990	W	BUF	26-10	11/23/2003	L	BUF	14-17
11/13/1977	L	BUF	13-31	12/09/1990	W	IND	31-7	11/12/2006	L	IND	16-17
09/24/1978	W	BUF	24-17	10/13/1991	W	BUF	42-6	01/03/2010	W	BUF	30-7
12/17/1978	W	BAL	21-14	12/15/1991	W	IND	35-7	11/25/2012	L	IND	13-20
09/30/1979	W	BAL	31-13	09/20/1992	W	BUF	38-0	09/13/2015	W	BUF	27-14
10/21/1979	L	BUF	13-14	11/29/1992	L	IND	13-16	12/10/2017	W	BUF	13-7
10/12/1980	L	BUF	12-17	11/21/1993	W	BUF	23-9	10/21/2018	L	IND	5-37
11/30/1980	L	BAL	24-28	01/02/1994	W	IND	30-10	01/09/2021	W	BUF	27-24
09/13/1981	W	BAL	35-3	10/16/1994	L	BUF	17-27	11/21/2021	L	BUF	15-41
11/28/1982	W	BUF	20-0	12/24/1994	L	IND	9-10	11/10/2024	W	IND	30-20

BILLS-COMMANDERS (11-6)

REGULAR SEASON: 11-5

PLAYOFFS (BOLDED): 0-1

HOME: 7-2

ROAD: 4-3

DATE	RESULT	SITE	SCORE	DATE	RESULT	SITE	SCORE	DATE	RESULT	SITE	SCORE
12/17/1972	W	WAS	24-17	11/01/1993	W	BUF	24-10	11/03/2019	W	BUF	24-9
12/04/1977	L	BUF	0-10	11/03/1996	W	BUF	38-13	09/26/2021	W	BUF	43-21
11/29/1981	W	BUF	21-14	11/07/1999	W	WAS	34-17	09/24/2023	W	WAS	37-3
11/25/1984	L	WAS	14-41	10/19/2003	W	BUF	24-7				
11/01/1987	L	BUF	7-27	12/02/2007	W	WAS	17-16				
12/30/1990	L	WAS	14-29	10/30/2011	W	TORONTO	23-0				
01/26/1992	L	BUF	24-37	12/20/2015	L	WAS	25-35				

BILLS-COWBOYS (6-8)

REGULAR SEASON: 6-6

PLAYOFFS (BOLDED): 0-2

HOME: 4-2

ROAD: 2-4

DATE	RESULT	SITE	SCORE	DATE	RESULT	SITE	SCORE	DATE	RESULT	SITE	SCORE
09/19/1971	L	BUF	37-49	09/12/1993	W	DAL	13-10	11/13/2011	L	DAL	7-44
11/15/1976	L	DAL	10-17	01/30/1994	L	ATL	13-30	12/27/2015	W	BUF	16-6
11/09/1981	L	DAL	14-27	09/22/1996	W	BUF	10-7	11/28/2019	W	DAL	26-15
11/18/1984	W	BUF	14-3	11/09/2003	L	DAL	6-10	12/17/2023	W	BUF	31-10
01/31/1993	L	LA	17-52	10/08/2007	L	BUF	24-25				



ALL-TIME SERIES

BILLS-DOLPHINS (61-63-1)

REGULAR SEASON: 57-62-1

PLAYOFFS (BOLD): 4-1

HOME: 37-26

ROAD: 24-36-1

DATE	RESULT	SITE	SCORE	DATE	RESULT	SITE	SCORE	DATE	RESULT	SITE	SCORE
9/18/1966	W	BUF	58-24	10/25/1987	W	MIA	34-31	09/17/2006	W	MIA	16-6
11/6/1966	W	MIA	29-0	11/29/1987	W	BUF	27-0	12/17/2006	W	BUF	21-0
11/5/1967	W	BUF	35-13	9/11/1988	W	BUF	9-6	11/11/2007	W	MIA	13-10
11/26/1967	L	MIA	14-17	11/14/1988	W	MIA	31-6	12/9/2007	W	BUF	38-17
10/12/1968	T	MIA	14-14	9/10/1989	W	MIA	27-24	10/26/2008	L	MIA	16-25
11/10/1968	L	BUF	17-21	10/29/1989	W	BUF	31-17	12/7/2008	L	TORONTO	3-16
12/31/1969	L	MIA	6-24	9/16/1990	L	MIA	7-30	10/4/2009	L	MIA	10-38
12/31/1969	W	BUF	28-3	12/23/1990	W	BUF	24-14	11/29/2009	W	BUF	31-14
10/18/1970	L	BUF	14-33	1/12/1991	W	BUF	44-34	09/12/2010	L	BUF	10-15
12/20/1970	L	MIA	7-45	9/1/1991	W	BUF	35-31	12/19/2010	W	MIA	17-14
9/26/1971	L	BUF	14-29	11/18/1991	W	MIA	41-27	11/20/2011	L	MIA	8-35
11/7/1971	L	MIA	0-34	10/4/1992	L	BUF	10-37	12/18/2011	L	BUF	23-30
10/22/1972	L	MIA	23-24	11/16/1992	W	MIA	26-20	11/15/2012	W	BUF	19-14
11/5/1972	L	BUF	16-30	1/17/1993	W	MIA	29-10	12/23/2012	L	MIA	10-24
10/21/1973	L	MIA	6-27	9/26/1993	L	BUF	13-22	10/20/2013	W	MIA	23-21
11/18/1973	L	BUF	0-17	12/19/1993	W	MIA	47-34	12/22/2013	W	BUF	19-0
9/22/1974	L	BUF	16-24	10/9/1994	W	BUF	21-11	09/14/2014	W	BUF	29-10
11/17/1974	L	MIA	28-35	12/4/1994	W	MIA	42-31	11/13/2014	L	MIA	9-22
10/26/1975	L	BUF	30-35	12/30/1995	W	BUF	37-22	09/27/2015	W	MIA	41-14
12/7/1975	L	MIA	21-31	10/29/1995	L	MIA	6-23	11/8/2015	W	BUF	33-17
9/13/1976	L	BUF	21-30	12/17/1995	W	BUF	23-20	10/23/2016	L	MIA	25-28
12/5/1976	L	MIA	27-45	10/13/1996	L	BUF	7-21	12/24/2016	L	BUF	31-34
9/18/1977	L	BUF	0-13	12/16/1996	L	MIA	14-16	12/17/2017	W	BUF	24-16
12/17/1977	L	MIA	14-31	11/2/1997	W	BUF	9-6	12/31/2017	W	MIA	22-16
9/17/1978	L	MIA	24-31	11/17/1997	L	MIA	13-30	12/2/2018	L	MIA	17-21
11/12/1978	L	BUF	24-25	9/13/1998	L	MIA	7-13	12/30/2018	W	BUF	42-17
9/2/1979	L	BUF	7-9	11/1/1998	W	BUF	30-24	10/20/2019	W	BUF	31-21
10/14/1979	L	MIA	7-17	1/2/1999	L	MIA	17-24	11/17/2019	W	MIA	37-20
9/7/1980	W	BUF	17-7	10/4/1999	W	MIA	23-18	09/20/2020	W	MIA	31-28
10/19/1980	L	MIA	14-17	11/14/1999	W	BUF	23-3	01/3/2021	W	BUF	56-26
10/12/1981	W	BUF	31-21	10/8/2000	L	MIA	13-22	09/19/2021	W	MIA	35-0
12/19/1981	L	MIA	6-16	12/3/2000	L	BUF	6-33	10/31/2021	W	BUF	26-11
11/21/1982	L	BUF	7-9	11/25/2001	L	BUF	27-34	09/25/2022	L	MIA	19-21
12/27/1982	L	MIA	10-27	1/6/2002	L	MIA	7-34	12/17/2022	W	BUF	32-29
9/4/1983	L	BUF	0-12	10/20/2002	W	MIA	23-10	01/15/2023	W	BUF	34-31
10/9/1983	W	MIA	38-35	12/1/2002	W	BUF	38-21	10/01/2023	W	BUF	48-20
9/17/1984	L	BUF	17-21	09/21/2003	L	MIA	7-17	01/07/2024	W	MIA	21-14
10/28/1984	L	MIA	17-21	12/21/2003	L	BUF	3-20	09/12/2024	W	MIA	31-10
11/24/1985	L	BUF	14-23	10/17/2004	W	BUF	20-13	11/03/2024	W	BUF	30-27
12/22/1985	L	MIA	0-28	12/5/2004	W	MIA	42-32	09/18/2025	W	BUF	31-21
10/12/1986	L	MIA	14-27	10/9/2005	W	BUF	20-14	11/09/2025	L	MIA	13-33
11/16/1986	L	BUF	24-34	12/4/2005	L	MIA	23-24				



ALL-TIME SERIES

BILLS-EAGLES (6-10)

REGULAR SEASON: 6-10

PLAYOFFS (BOLDED): 0-0

HOME: 4-5

ROAD: 2-5

DATE	RESULT	SITE	SCORE	DATE	RESULT	SITE	SCORE	DATE	RESULT	SITE	SCORE
10/07/1973	W	BUF	27-26	12/12/1993	W	PHI	10-7	12/13/2015	L	PHI	20-23
09/17/1981	L	BUF	14-20	11/10/1996	W	PHI	24-17	10/27/2019	L	BUF	13-31
10/07/1984	L	BUF	17-27	09/26/1999	W	BUF	26-0	11/26/2023	L	PHI	31-34
10/27/1985	L	PHI	17-21	09/28/2003	L	BUF	13-23	12/28/2025	L	BUF	12-13
12/27/1987	L	PHI	7-17	12/30/2007	L	PHI	9-17				
12/02/1990	W	BUF	30-23	10/09/2011	W	BUF	31-24				

BILLS-FALCONS (6-8)

REGULAR SEASON: 6-8

PLAYOFFS (BOLDED): 0-0

HOME: 4-3

ROAD: 2-5

DATE	RESULT	SITE	SCORE	DATE	RESULT	SITE	SCORE	DATE	RESULT	SITE	SCORE
12/02/1973	W	ATL	17-6	11/22/1992	W	BUF	41-14	12/01/2013	L	TORONTO	31-34
10/16/1977	W	BUF	3-0	11/12/1995	W	BUF	23-17	10/01/2017	W	ATL	23-17
11/02/1980	L	BUF	14-30	12/23/2001	L	ATL	30-33	01/02/2022	W	BUF	29-15
12/18/1983	L	ATL	14-31	09/25/2005	L	BUF	16-24	10/13/2025	L	ATL	14-24
11/05/1989	L	ATL	28-30	12/27/2009	L	ATL	3-31				

BILLS-GIANTS (8-7)

REGULAR SEASON: 8-6

PLAYOFFS (BOLDED): 0-1

HOME: 4-4

ROAD: 4-2

DATE	RESULT	SITE	SCORE	DATE	RESULT	SITE	SCORE	DATE	RESULT	SITE	SCORE
12/06/1970	L	NY	6-20	01/27/1991	L	TB	19-20	12/23/2007	L	BUF	21-38
10/20/1975	L	BUF	14-17	10/03/1993	W	BUF	17-14	10/16/2011	L	NY	24-27
11/26/1978	W	BUF	41-17	09/01/1996	W	NY	23-20	10/04/2015	L	BUF	10-24
10/18/1987	W	BUF	6-3	12/12/1999	L	BUF	17-19	09/15/2019	W	NY	28-14
12/15/1990	W	NY	17-13	11/30/2003	W	NY	24-7	10/15/2023	W	BUF	14-9

BILLS-JAGUARS (10-10)

REGULAR SEASON: 10-8

PLAYOFFS (BOLDED): 0-2

HOME: 6-5

ROAD: 4-5

DATE	RESULT	SITE	SCORE	DATE	RESULT	SITE	SCORE	DATE	RESULT	SITE	SCORE
12/28/1996	L	BUF	27-30	11/25/2007	L	JAX	14-36	11/27/2016	W	BUF	28-21
12/14/1997	L	BUF	14-20	09/14/2008	W	JAX	20-16	01/07/2018	L	JAX	3-10
10/18/1998	W	BUF	17-16	11/22/2009	L	JAX	15-18	11/25/2018	W	BUF	24-21
10/18/2001	W	JAX	13-10	10/10/2010	L	BUF	26-36	11/07/2021	L	JAX	6-9
09/14/2003	W	JAX	38-17	12/02/2012	W	BUF	34-18	10/08/2023	L	LONDON	20-25
09/12/2004	L	BUF	10-13	12/15/2013	W	JAX	27-20	09/24/2024	W	BUF	47-10
11/26/2006	W	BUF	27-24	10/25/2015	L	LONDON	31-34				



ALL-TIME SERIES

BILLS-JETS (73-58)

REGULAR SEASON: 72-58

PLAYOFFS (BOLDED): 1-0

HOME: 39-26

ROAD: 34-32

DATE	RESULT	SITE	SCORE	DATE	RESULT	SITE	SCORE	DATE	RESULT	SITE	SCORE
09/11/1960	L	NY	3-27	12/27/1981	W	NY	31-27	11/07/2004	W	BUF	22-17
10/16/1960	L	BUF	13-17	10/03/1983	L	BUF	10-34	10/16/2005	W	BUF	27-17
09/17/1961	W	BUF	41-31	11/13/1983	W	NY	24-17	01/01/2006	L	NY	26-30
11/23/1961	L	NY	14-21	09/23/1984	L	BUF	26-28	09/24/2006	L	BUF	20-28
09/22/1962	L	BUF	6-17	12/08/1984	L	NY	17-21	12/10/2006	W	NY	31-13
12/08/1962	W	NY	20-3	09/15/1985	L	NY	3-42	09/30/2007	W	BUF	17-14
12/08/1963	W	BUF	45-14	12/08/1985	L	BUF	7-27	10/28/2007	W	NY	13-3
12/14/1963	W	NY	19-10	09/07/1986	L	BUF	24-28	11/02/2008	L	BUF	17-26
10/24/1964	W	BUF	34-24	10/05/1986	L	NY	13-14	12/14/2008	L	NY	27-31
11/08/1964	W	NY	20-7	09/13/1987	L	BUF	28-31	10/18/2009	W	NY	16-13
09/26/1965	W	BUF	33-21	11/22/1987	W	NY	17-14	12/03/2009	L	TORONTO	13-19
12/19/1965	L	NY	12-14	10/17/1988	W	NY	37-14	10/30/2010	L	BUF	14-38
10/30/1966	W	NY	33-23	11/20/1988	W	BUF	9-6	01/02/2011	L	NY	7-38
11/13/1966	W	BUF	14-3	10/22/1989	W	BUF	34-3	11/06/2011	L	BUF	11-27
09/10/1967	W	BUF	20-17	12/23/1989	W	NY	37-0	11/27/2011	L	NY	24-28
11/12/1967	L	NY	10-20	09/24/1990	W	NY	30-7	09/09/2012	L	NY	28-48
09/29/1968	W	BUF	37-35	10/21/1990	W	BUF	30-27	12/30/2012	W	BUF	28-9
11/03/1968	L	NY	21-25	09/15/1991	W	NY	23-20	09/22/2013	L	NY	20-27
12/31/1969	L	BUF	19-33	12/01/1991	W	BUF	24-13	11/17/2013	W	BUF	37-14
12/31/1969	L	NY	6-16	10/26/1992	W	NY	24-20	10/26/2014	W	NY	43-23
10/04/1970	W	BUF	34-31	12/06/1992	L	BUF	17-24	11/24/2014	W	DETROIT	38-3
10/25/1970	W	NY	10-6	10/24/1993	W	NY	19-10	11/12/2015	W	NY	22-17
10/17/1971	L	NY	17-28	12/26/1993	W	BUF	16-14	01/03/2016	W	BUF	22-17
11/21/1971	L	BUF	7-20	09/04/1994	L	BUF	3-23	09/15/2016	L	BUF	31-37
09/17/1972	L	BUF	24-41	11/06/1994	L	NY	17-22	01/01/2017	L	NY	10-30
11/12/1972	L	NY	3-41	10/08/1995	W	BUF	29-10	09/10/2017	W	BUF	21-12
09/30/1973	W	BUF	9-7	11/19/1995	W	NY	28-26	11/02/2017	L	NY	21-34
12/16/1973	W	NY	34-14	10/20/1996	W	NY	25-22	11/11/2018	W	NY	41-10
09/29/1974	W	BUF	16-12	11/24/1996	W	BUF	35-10	12/9/2018	L	BUF	23-27
12/08/1974	L	NY	10-20	09/07/1997	W	NY	28-22	09/08/2019	W	NY	17-16
09/21/1975	W	BUF	42-14	11/30/1997	W	BUF	20-10	12/29/2019	L	BUF	6-13
11/02/1975	W	NY	24-23	11/08/1998	L	NY	12-34	09/13/2020	W	BUF	27-17
10/10/1976	L	NY	14-17	12/19/1998	L	BUF	10-17	10/25/2020	W	NY	18-10
10/31/1976	L	BUF	14-19	09/19/1999	W	BUF	17-3	11/14/2021	W	NY	45-17
10/09/1977	L	BUF	19-24	11/21/1999	L	NY	7-17	01/09/2022	W	BUF	27-10
12/11/1977	W	NY	14-10	09/17/2000	L	NY	14-27	11/06/2022	L	NY	17-20
09/10/1978	L	BUF	20-21	10/29/2000	W	BUF	23-20	12/11/2022	W	BUF	20-12
10/08/1978	L	NY	14-45	10/07/2001	L	BUF	36-42	09/11/2023	L	NY	16-22
09/23/1979	W	BUF	46-31	12/30/2001	W	NY	14-9	11/19/2023	W	BUF	32-6
11/11/1979	W	NY	14-12	09/08/2002	L	BUF	31-37	10/14/2024	W	NY	23-20
09/14/1980	W	BUF	20-10	11/24/2002	L	NY	13-31	12/29/2024	W	BUF	40-14
11/09/1980	W	NY	31-24	10/12/2003	L	NY	3-30	09/14/2025	W	NY	30-10
09/06/1981	W	BUF	31-0	12/07/2003	W	BUF	17-6	01/04/2026	W	BUF	35-8
10/18/1981	L	NY	14-33	10/10/2004	L	NY	14-16				

BILLS-LIONS (8-4-1)

REGULAR SEASON: 8-4-1

PLAYOFFS (BOLDED): 0-0

HOME: 4-1-1

ROAD: 4-3

DATE	RESULT	SITE	SCORE	DATE	RESULT	SITE	SCORE	DATE	RESULT	SITE	SCORE
12/10/1972	T	BUF	21-21	10/05/1997	W	BUF	22-13	12/16/2018	W	BUF	14-13
11/25/1976	L	DET	14-27	10/27/2002	W	BUF	24-17	11/24/2022	W	DET	28-25
10/28/1979	W	DET	20-17	10/15/2006	L	DET	17-20	12/15/2024	W	DET	48-42
12/22/1991	L	BUF	14-17	11/14/2010	W	BUF	14-12				
11/24/1994	L	DET	21-35	10/05/2014	W	DET	17-14				



ALL-TIME SERIES

BILLS-PACKERS (9-5)

REGULAR SEASON: 9-5

PLAYOFFS (BOLDED): 0-0

HOME: 7-0

ROAD: 2-5

DATE	RESULT	SITE	SCORE
10/06/1974	W	GB	27-7
11/18/1979	W	BUF	19-12
12/05/1982	L	MIL	21-33
10/30/1988	W	BUF	28-0
11/10/1991	W	MIL	34-24

DATE	RESULT	SITE	SCORE
11/20/1994	W	BUF	29-20
12/20/1997	L	GB	21-31
09/10/2000	W	BUF	27-18
12/22/2002	L	GB	0-10
11/05/2006	W	BUF	24-10

DATE	RESULT	SITE	SCORE
09/19/2010	L	GB	7-34
12/14/2014	W	BUF	21-13
09/30/2018	L	GB	0-22
10/30/2022	W	BUF	27-17

BILLS-PANTHERS (7-2)

REGULAR SEASON: 7-2

PLAYOFFS (BOLDED): 0-0

HOME: 4-1

ROAD: 3-1

DATE	RESULT	SITE	SCORE
09/10/1995	W	BUF	31-9
10/25/1998	W	CAR	30-14
12/09/2001	W	BUF	25-24

DATE	RESULT	SITE	SCORE
11/27/2005	L	BUF	9-13
10/25/2009	W	CAR	20-9
09/15/2013	W	BUF	24-23

DATE	RESULT	SITE	SCORE
09/17/2017	L	CAR	3-9
12/19/2021	W	BUF	31-14
10/26/2025	W	CAR	40-9



ALL-TIME SERIES

BILLS-PATRIOTS (52-80-1)

REGULAR SEASON: 51-79-1

PLAYOFFS (BOLDED): 1-1

HOME: 26-39-1

ROAD: 25-41

DATE	RESULT	SITE	SCORE	DATE	RESULT	SITE	SCORE	DATE	RESULT	SITE	SCORE
09/23/1960	W	BOS	13-0	01/02/1983	L	NE	19-30	10/30/2005	L	NE	16-21
12/04/1960	W	BUF	38-14	10/23/1983	L	BUF	0-31	12/11/2005	L	BUF	7-35
09/23/1961	L	BUF	21-23	11/06/1983	L	NE	7-21	09/10/2006	L	NE	17-19
10/22/1961	L	BOS	21-52	09/02/1984	L	BUF	17-21	10/22/2006	L	BUF	6-28
11/03/1962	T	BUF	28-28	11/11/1984	L	NE	10-38	09/23/2007	L	NE	7-38
11/23/1962	L	BOS	10-21	09/22/1985	L	BUF	14-17	11/18/2007	L	BUF	10-56
10/26/1963	W	BUF	28-21	10/13/1985	L	NE	3-14	11/09/2008	L	NE	10-20
12/01/1963	L	BOS	7-17	10/26/1986	L	BUF	3-23	12/28/2008	L	BUF	0-13
12/28/1963	L	BOS	8-26	11/23/1986	L	NE	19-22	09/14/2009	L	NE	24-25
11/15/1964	L	BUF	28-36	10/11/1987	L	NE	7-14	12/20/2009	L	BUF	10-17
12/20/1964	W	BOS	24-14	12/20/1987	L	BUF	7-13	09/26/2010	L	NE	30-38
09/11/1965	W	BUF	24-7	09/18/1988	W	NE	16-14	12/26/2010	L	BUF	3-34
11/07/1965	W	BOS	23-7	10/23/1988	W	BUF	23-20	09/25/2011	W	BUF	34-31
10/08/1966	L	BUF	10-20	10/01/1989	W	BUF	31-10	01/01/2012	L	NE	21-49
12/04/1966	L	BOS	3-14	11/19/1989	L	NE	24-33	09/30/2012	L	BUF	28-52
09/24/1967	L	BUF	0-23	10/28/1990	W	NE	27-10	11/11/2012	L	NE	31-37
12/09/1967	W	BOS	44-16	11/18/1990	W	BUF	14-0	09/08/2013	L	BUF	21-23
09/08/1968	L	BUF	7-16	11/03/1991	W	BUF	22-17	12/29/2013	L	NE	20-34
10/20/1968	L	BOS	6-23	11/24/1991	L	NE	13-16	10/12/2014	L	BUF	22-37
12/31/1969	L	BOS	21-35	09/27/1992	W	NE	41-7	12/28/2014	W	NE	17-9
12/31/1969	W	BUF	23-16	11/01/1992	W	BUF	16-7	09/20/2015	L	BUF	32-40
11/01/1970	W	BOS	45-10	09/05/1993	W	BUF	38-14	11/23/2015	L	NE	13-20
11/29/1970	L	BUF	10-14	11/07/1993	W	NE	13-10	10/02/2016	W	NE	16-0
11/14/1971	L	NE	33-38	09/11/1994	W	NE	38-35	10/30/2016	L	BUF	25-41
11/28/1971	W	BUF	27-20	12/18/1994	L	BUF	17-41	12/03/2017	L	BUF	3-23
10/08/1972	W	BUF	38-14	10/23/1995	L	NE	14-27	12/24/2017	L	NE	16-37
11/19/1972	W	NE	27-24	11/26/1995	L	BUF	25-35	10/29/2018	L	BUF	6-25
09/16/1973	W	NE	31-13	09/08/1996	W	BUF	17-10	12/23/2018	L	NE	12-24
12/09/1973	W	BUF	37-13	10/27/1996	L	NE	25-28	09/29/2019	L	BUF	10-16
10/20/1974	W	BUF	30-28	10/12/1997	L	NE	6-33	12/21/2019	L	NE	17-24
11/03/1974	W	NE	29-28	11/09/1997	L	BUF	10-31	11/1/2020	W	BUF	24-21
11/23/1975	W	BUF	45-31	11/15/1998	W	BUF	13-10	12/28/2020	W	NE	38-9
12/14/1975	W	NE	34-14	11/29/1998	L	NE	21-25	12/6/2021	L	BUF	10-14
10/24/1976	L	BUF	22-26	11/28/1999	W	BUF	17-7	12/26/2021	W	NE	33-21
11/07/1976	L	NE	10-20	12/26/1999	W	NE	13-10	01/15/2022	W	BUF	47-17
11/06/1977	W	NE	24-14	11/05/2000	W	NE	16-13	12/01/2022	W	NE	24-10
11/20/1977	L	BUF	7-20	12/17/2000	L	BUF	10-13	01/08/2023	W	BUF	35-23
11/05/1978	L	BUF	10-14	11/11/2001	L	NE	11-21	10/22/2023	L	NE	25-29
12/10/1978	L	NE	24-26	12/16/2001	L	BUF	9-12	12/31/2023	W	BUF	27-21
11/04/1979	L	BUF	6-26	11/03/2002	L	BUF	7-38	12/22/2024	W	BUF	24-21
11/25/1979	W	NE	16-13	12/08/2002	L	NE	17-27	01/05/2025	L	NE	16-23
10/26/1980	W	BUF	31-13	09/07/2003	W	BUF	31-0	10/05/2025	L	BUF	20-23
12/14/1980	L	NE	2-24	12/27/2003	L	NE	0-31	12/14/2025	W	NE	35-31
11/22/1981	W	BUF	20-17	10/03/2004	L	BUF	17-31				
12/13/1981	W	NE	19-10	11/14/2004	L	NE	6-29				



ALL-TIME SERIES

BILLS-RAIDERS (22-21)

REGULAR SEASON: 20-21

PLAYOFFS (BOLDED): 2-0

HOME: 16-7

ROAD: 6-14

DATE	RESULT	SITE	SCORE	DATE	RESULT	SITE	SCORE	DATE	RESULT	SITE	SCORE
10/23/1960	W	BUF	38-9	09/15/1968	L	BUF	6-48	01/15/1994	W	BUF	29-23
11/13/1960	L	OAK	7-20	11/28/1968	L	OAK	10-13	12/13/1998	W	BUF	44-21
11/05/1961	L	BUF	22-31	12/31/1969	L	OAK	21-50	10/17/1999	L	BUF	14-20
12/03/1961	W	OAK	26-21	10/15/1972	L	OAK	16-28	10/06/2002	L	BUF	31-49
10/20/1962	W	BUF	14-6	09/16/1974	W	BUF	21-20	09/19/2004	L	OAK	10-13
11/18/1962	W	OAK	10-6	11/28/1977	L	OAK	13-34	10/23/2005	L	OAK	17-38
09/15/1963	L	OAK	17-35	09/28/1980	W	BUF	24-7	09/21/2008	W	BUF	24-23
10/05/1963	W	BUF	12-0	11/20/1983	L	BUF	24-27	09/18/2011	W	BUF	38-35
10/03/1964	W	BUF	23-20	12/06/1987	L	LA	21-34	12/21/2014	L	OAK	24-26
12/06/1964	L	OAK	13-16	12/11/1988	W	BUF	37-21	12/04/2016	L	OAK	24-38
10/03/1965	W	BUF	17-12	10/07/1990	W	BUF	38-24	10/29/2017	W	BUF	34-14
11/14/1965	W	OAK	17-14	01/20/1991	W	BUF	51-3	10/04/2020	W	LV	30-23
11/24/1966	W	OAK	31-10	09/28/1991	W	LA	30-27	09/17/2023	W	BUF	38-10
10/15/1967	L	BUF	20-24	10/11/1992	L	LA	3-20				
12/24/1967	L	OAK	21-28	12/05/1993	L	BUF	24-25				

BILLS-RAMS (9-6)

REGULAR SEASON: 9-6

PLAYOFFS (BOLDED): 0-0

HOME: 5-3

ROAD: 4-3

DATE	RESULT	SITE	SCORE	DATE	RESULT	SITE	SCORE	DATE	RESULT	SITE	SCORE
09/27/1970	L	BUF	0-19	09/06/1992	W	BUF	40-7	12/09/2012	L	BUF	12-15
12/15/1974	L	LA	14-19	12/10/1995	W	STL	45-27	10/09/2016	W	LA	30-19
12/07/1980	W	BUF	10-7	09/20/1998	L	BUF	33-34	09/27/2020	W	BUF	35-32
11/27/1983	L	LA	17-41	11/21/2004	W	BUF	37-17	09/08/2022	W	LA	31-10
10/16/1989	W	BUF	23-20	09/28/2008	W	STL	31-14	12/08/2024	L	LA	42-44

BILLS-RAVENS (7-7)

REGULAR SEASON: 5-7

PLAYOFFS (BOLDED): 2-0

HOME: 5-1

ROAD: 2-6

DATE	RESULT	SITE	SCORE	DATE	RESULT	SITE	SCORE	DATE	RESULT	SITE	SCORE
10/31/1999	W	BAL	13-10	09/29/2013	W	BUF	23-20	10/02/2022	W	BAL	23-20
10/24/2004	L	BAL	6-20	09/11/2016	L	BAL	7-13	09/29/2024	L	BAL	10-35
12/31/2006	L	BAL	7-19	09/09/2018	L	BAL	3-47	01/19/2025	W	BUF	27-25
10/21/2007	W	BUF	19-14	12/08/2019	L	BUF	17-24	09/07/2025	W	BUF	41-40
10/24/2010	L	BAL	34-37	01/16/2021	W	BUF	17-3				

BILLS-SAINTS (6-7)

REGULAR SEASON: 6-7

PLAYOFFS (BOLDED): 0-0

HOME: 4-3

ROAD: 2-4

DATE	RESULT	SITE	SCORE	DATE	RESULT	SITE	SCORE	DATE	RESULT	SITE	SCORE
11/04/1973	L	NO	0-13	12/27/1998	W	NO	45-33	11/12/2017	L	BUF	10-47
09/21/1980	W	NO	35-26	09/09/2001	L	BUF	6-24	11/25/2021	W	NO	31-6
10/30/1983	W	BUF	27-21	10/02/2005	L	SAN ANTONIO	7-19	09/28/2025	W	BUF	31-19
12/10/1989	L	BUF	19-22	09/27/2009	L	BUF	7-27				
12/20/1992	W	NO	20-16	10/27/2013	L	NO	17-35				



ALL-TIME SERIES

BILLS-SEAHAWKS (7-8)

REGULAR SEASON: 7-8

PLAYOFFS (BOLDED): 0-0

HOME: 3-2

ROAD: 4-6

DATE	RESULT	SITE	SCORE	DATE	RESULT	SITE	SCORE	DATE	RESULT	SITE	SCORE
10/30/1977	L	SEA	17-56	12/08/1996	L	SEA	18-26	09/07/2008	W	BUF	34-10
10/14/1984	L	SEA	28-31	10/24/1999	L	SEA	16-26	12/16/2012	L	TORONTO	17-50
11/06/1988	W	SEA	13-3	12/23/2000	W	SEA	42-23	11/07/2016	L	SEA	25-31
12/04/1989	L	SEA	16-17	11/18/2001	L	BUF	20-23	11/08/2020	W	BUF	44-34
10/15/1995	W	BUF	27-21	11/28/2004	W	SEA	38-9	10/27/2024	W	SEA	31-10

BILLS-STEELERS (14-17)

REGULAR SEASON: 12-15

PLAYOFFS (BOLDED): 2-2

HOME: 10-7

ROAD: 4-10

DATE	RESULT	SITE	SCORE	DATE	RESULT	SITE	SCORE	DATE	RESULT	SITE	SCORE
10/11/1970	L	PIT	10-23	09/08/1991	W	BUF	52-34	11/28/2010	L	BUF	16-19
10/29/1972	L	BUF	21-38	11/08/1992	W	BUF	28-20	11/10/2013	L	PIT	10-23
12/22/1974	L	PIT	14-32	01/09/1993	W	PIT	24-3	12/11/2016	L	BUF	20-27
09/28/1975	W	PIT	30-21	11/15/1993	L	PIT	0-23	12/15/2019	W	PIT	17-10
09/03/1978	L	BUF	17-28	11/14/1994	L	PIT	10-23	12/13/2020	W	BUF	26-15
12/16/1979	L	PIT	0-28	01/06/1996	L	PIT	21-40	09/12/2021	L	BUF	16-23
11/23/1980	W	BUF	28-13	09/16/1996	L	PIT	6-24	10/09/2022	W	BUF	38-3
12/12/1982	W	BUF	13-0	10/10/1999	W	BUF	24-21	01/15/2024	W	BUF	31-17
12/15/1985	L	PIT	24-30	09/30/2001	L	BUF	3-20	11/30/2025	W	PIT	26-7
11/09/1986	W	BUF	16-12	01/02/2005	L	BUF	24-29				
09/25/1988	W	BUF	36-28	09/16/2007	L	PIT	3-26				

BILLS-TEXANS (5-8)

REGULAR SEASON: 5-7

PLAYOFFS (BOLDED): 0-1

HOME: 3-2

ROAD: 2-6

DATE	RESULT	SITE	SCORE	DATE	RESULT	SITE	SCORE	DATE	RESULT	SITE	SCORE
10/13/2002	W	HOU	31-24	11/04/2012	L	HOU	9-21	10/03/2021	W	BUF	40-0
11/16/2003	L	BUF	10-12	09/28/2014	L	HOU	17-23	10/06/2024	L	HOU	20-23
09/11/2005	W	BUF	22-7	12/06/2015	W	BUF	30-21	11/20/2025	L	HOU	19-23
11/19/2006	W	HOU	24-21	10/14/2018	L	HOU	13-20				
11/01/2009	L	BUF	10-31	01/04/2020	L	HOU	19-22				



ALL-TIME SERIES

BILLS-TITANS (21-30)

REGULAR SEASON: 19-29

PLAYOFFS (BOLDED): 2-1

HOME: 13-14

ROAD: 8-16

DATE	RESULT	SITE	SCORE	DATE	RESULT	SITE	SCORE	DATE	RESULT	SITE	SCORE
10/30/1960	W	BUF	25-24	12/07/1968	L	HOU	6-35	09/18/1994	W	HOU	15-7
12/11/1960	L	HOU	23-31	12/31/1969	L	HOU	14-28	12/24/1995	L	BUF	17-28
10/08/1961	W	HOU	22-12	12/31/1969	L	BUF	3-17	11/23/1997	L	TEN	14-31
10/29/1961	L	BUF	16-28	12/12/1971	L	BUF	14-20	01/08/2000	L	TEN	16-22
09/09/1962	L	BUF	23-28	11/10/1974	L	BUF	9-21	09/03/2000	W	BUF	16-13
10/07/1962	L	HOU	14-17	09/19/1976	L	BUF	3-13	12/14/2003	L	TEN	26-28
09/28/1963	L	BUF	20-31	10/15/1978	L	HOU	10-17	12/24/2006	L	BUF	29-30
10/20/1963	L	HOU	14-28	09/25/1983	W	BUF	30-13	11/15/2009	L	TEN	17-41
10/11/1964	W	HOU	48-17	11/10/1985	W	BUF	20-0	12/04/2011	L	BUF	17-23
11/01/1964	W	BUF	24-10	12/21/1986	L	HOU	7-16	10/21/2012	L	BUF	34-35
10/31/1965	L	BUF	17-19	09/20/1987	W	BUF	34-30	10/11/2015	W	TEN	14-13
12/05/1965	W	HOU	29-18	01/01/1989	W	BUF	17-10	10/07/2018	W	BUF	13-12
09/25/1966	W	BUF	27-20	09/24/1989	W	HOU	47-41	10/08/2019	W	TEN	14-7
11/20/1966	W	HOU	42-20	11/26/1990	L	HOU	24-27	10/13/2020	L	TEN	16-42
09/17/1967	L	BUF	3-20	12/27/1992	L	HOU	3-27	10/18/2021	L	TEN	31-34
10/29/1967	L	HOU	3-10	01/03/1993	W	BUF	41-38	09/19/2022	W	BUF	41-7
10/27/1968	L	BUF	7-30	10/11/1993	W	BUF	35-7	10/20/2024	W	BUF	34-10

BILLS-VIKINGS (6-9)

REGULAR SEASON: 6-9

PLAYOFFS (BOLDED): 0-0

HOME: 4-5

ROAD: 2-4

DATE	RESULT	SITE	SCORE	DATE	RESULT	SITE	SCORE	DATE	RESULT	SITE	SCORE
10/03/1971	L	MIN	0-19	09/04/1988	W	BUF	13-10	10/01/2006	W	BUF	17-12
12/20/1975	L	BUF	13-35	12/11/1994	L	BUF	17-21	12/05/2010	L	MIN	14-38
12/09/1979	L	MIN	3-10	08/31/1997	L	BUF	13-34	10/19/2014	W	BUF	17-16
09/16/1982	W	BUF	23-22	10/22/2000	L	MIN	27-31	09/23/2018	W	MIN	27-6
09/29/1985	L	BUF	20-27	09/15/2002	W	MIN	45-39	11/13/2022	L	BUF	30-33



1960 SEASON STATISTICS

5-8-1 | 3RD IN AFL EAST | HEAD COACH BUSTER RAMSEY

DATE	W/L	SCORE	OPP.	ATT.
9/11	L	3-27	at NY Titans	10,200
9/18	L	21-27	Denver	15,229
9/23	W	13-0	at Boston	20,732
10/2	L	10-24	LA Chargers	15,821
10/16	L	13-17	NY Titans	14,988
10/23	W	38-9	Oakland	8,876
10/30	W	25-24	Houston	23,001
11/6	L	28-45	Dallas	19,610
11/13	L	7-20	at Oakland	8,800
11/20	W	32-3	at LA Chargers	16,161
11/27	T	38-38	at Denver	7,785
12/4	W	38-14	Boston	14,335
12/11	L	23-31	at Houston	25,243
12/18	L	7-24	at Dallas	18,000

TEAM STATS	BILLS	OPP
Total Net Yards	3900	-
Avg. Per Game	278.6	-
Total Plays	909	-
Avg. Per Play	4.3	-
Net Yards Rushing	1544	1393
Avg. Per Game	110.3	99.5
Total Rushes	417	474
Net Yards Passing	2356	-
Avg. Per Game	168.3	-
Sacked / Yards Lost	45/333	-/-
Gross Yards	2689	2461
Attempts / Comp.	447/184	429/185
Completion Pct.	41.2	43.1
Interceptions	29	33
Touchdowns	38	37
Rushing	15	15
Passing	19	19
Returns	4	3
Total First Downs	211	225
Rushing	77	103
Passing	109	109
Penalty	25	13
Scoring	296	303
1st Quarter	61	59
2nd Quarter	98	73
3rd Quarter	56	83
4th Quarter	81	88
Punts / Average	89/39.0	77/37.6
Fumbles / Lost	30/15	27/16

PASSING	Att	Cmp	Pct	Yds	Yd/A	TD	Int	Lg	Sack	Rate
Johnny Green	228	89	39	1267	5.56	10	10	70	-	54.1
Tommy O'Connell	145	65	44.8	1033	7.12	7	13	64	-	47.9
Richie Lucas	49	23	46.9	314	6.41	2	3	36	-	56
Bob Brodhead	25	7	28	75	3	0	3	18	-	0
BILLS	447	184	41.2	2689	6.02	19	29	70	45	48.6
Opponents	429	185	43.1	2461	5.74	19	33	-	-	44

RUSHING	No.	Yds	Avg	LG	TD
Wray Carlton	137	533	54	7	54
Wilmer Fowler	93	370	76	1	76
Richie Lucas	38	138	16	2	16
Joe Kulbacki	41	108	17	1	17
Bob Brodhead	15	100	19	0	19
Elbert Dubenion	16	94	66	1	66
Carl Smith	19	61	13	0	13
Billy Atkins	2	47	36	0	36
Fred Ford	18	40	7	0	7
Johnny Green	21	29	11	2	11
Tommy O'Connell	16	21	12	1	12
Darrell Harper	1	3	3	0	3
BILLS	14	417	1544	3.7	76
Opponents	14	474	1393	2.94	-

RECEIVING	No.	Yds	Avg	LG	TD
Tom Rychlec	45	590	13.1	36	0
Elbert Dubenion	42	752	17.9	64	7
Wray Carlton	29	477	16.4	70	4
Dan Chamberlain	17	279	16.4	49	4
Monte Crockett	14	173	12.4	41	1
Wilmer Fowler	10	99	9.9	28	0
Carl Smith	7	127	18.1	58	1
Dick Brubaker	7	75	10.7	17	1
Richie Lucas	5	58	11.6	17	1
Al Hoisington	4	45	11.3	20	0
Joe Kulbacki	2	9	4.5	7	0
Fred Ford	1	5	5	5	0
Johnny Green	1	0	0	0	0
BILLS	184	2689	14.6	70	19
Opponents	185	2461	13.3	-	19

KICKING	FGM	FGA	PCT	LONG	PAT
Billy Atkins	6	13	46.2	45	27
Mack Yoho	2	5	40	48	0
Joe Hergert	2	4	50	36	0
Darrell Harper	2	3	66.7	35	1
Tommy O'Connell	0	1	0	-	0
BILLS	12	26	46.2	48	28
Opponents	14	27	51.9	53	37

PUNTING	PUNT	BLK	YDS	AVG	IN20
Billy Atkins	89	0	3468	39	-
BILLS	89	0	3468	39	-
Opponents	77	0	2896	37.6	-

SCORING	TD	FGM	PTS
Wray Carlton	11	0	66
Elbert Dubenion	8	0	48
Billy Atkins	0	6	45
Dan Chamberlain	4	0	24
Richie Lucas	3	0	18
Johnny Green	2	0	12
Joe Hergert	1	2	12
Mack Yoho	1	2	12
Tommy O'Connell	1	0	8
Darrell Harper	0	2	7
Dick Brubaker	1	0	6
Monte Crockett	1	0	6
Wilmer Fowler	1	0	6
Joe Kulbacki	1	0	6
Archie Matsos	1	0	6
Carl Smith	1	0	6
Jim Wagstaff	1	0	6
Bob Brodhead	0	0	2
BILLS	38	12	296
Opponent	37	14	303

INTERCEPTIONS	INT	YDS	TD
Archie Matsos	8	142	1
Jim Wagstaff	6	93	1
Billy Atkins	5	23	0
Billy Kinard	4	29	0
Richie McCabe	4	0	0
Jack Johnson	2	1	0
Joe Hergert	1	29	1
Joe Schaffer	1	19	0
Mack Yoho	1	15	1
Bernie Buzyniski	1	5	0
BILLS	33	356	4
Opponent	29	422	2



1961 SEASON STATISTICS

6-8 | 4TH IN AFL EAST | HEAD COACH BUSTER RAMSEY

DATE	W/L	SCORE	OPP.	ATT.
9/10	L	10-22	Denver	16,636
9/17	W	41-31	NY Titans	15,584
9/23	L	21-23	Boston	21,504
9/30	L	11-19	San Diego	20,742
10/8	W	22-12	at Houston	22,761
10/15	W	27-24	Dallas	20,678
10/22	L	21-52	at Boston	9,398
10/29	L	16-28	Houston	21,237
11/5	L	22-31	Oakland	17,027
11/12	W	30-20	at Dallas	15,000
11/19	W	23-10	at Denver	7,645
11/23	L	14-21	at NY Titans	12,023
12/3	W	26-21	at Oakland	8,011
12/10	L	10-28	at San Diego	24,486

TEAM STATS	BILLS	OPP
Total Net Yards	3950	4264
Avg. Per Game	282.1	304.6
Total Plays	940	815
Avg. Per Play	4.2	5.2
Net Yards Rushing	1606	1377
Avg. Per Game	114.7	98.4
Total Rushes	438	349
Net Yards Passing	2344	2887
Avg. Per Game	167.4	206.2
Sacked / Yards Lost	63/442	36/350
Gross Yards	2786	3237
Attempts / Comp.	439/194	430/206
Completion Pct.	44.2	47.9
Interceptions	25	29
Touchdowns	38	43
Rushing	18	9
Passing	15	28
Returns	5	6
Total First Downs	243	200
Rushing	92	61
Passing	128	124
Penalty	23	15
Scoring	294	342
1st Quarter	51	98
2nd Quarter	87	98
3rd Quarter	35	95
4th Quarter	121	51
Punts / Average	85/44.5	75/38.6
Fumbles / Lost	30/17	20/15

PASSING	Att	Cmp	Pct	Yds	Yd/A	TD	Int	Lg	Sack	Rate
M.C. Reynolds	181	83	45.9	1004	5.55	2	13	52	-	37.2
Johnny Green	126	56	44.4	903	7.17	6	5	61	-	68.3
Warren Rabb	74	34	45.9	586	7.92	5	2	76	-	84.6
Richie Lucas	50	20	40	282	5.64	2	4	45	-	38.9
Tommy O'Connell	5	1	20	11	2.2	0	1	11	-	0
Wray Carlton	2	0	0	0	0	0	0	-	-	39.6
Dewey Bohling	1	0	0	0	0	0	0	-	-	39.6
BILLS	439	194	44.2	2786	6.35	15	25	76	63	53
Opponents	430	206	47.9	3237	7.53	28	29	-	36	67

RUSHING	No.	Yds	Avg	LG	TD
Art Baker	152	498	3.28	35	3
Wray Carlton	101	311	3.08	27	4
Fred Brown	53	192	3.62	13	1
Elbert Dubenion	17	173	10.18	72	2
M.C. Reynolds	30	142	4.73	20	4
Dewey Bohling	42	134	3.19	18	2
Billy Atkins	2	87	43.5	56	1
Warren Rabb	13	47	3.62	19	0
Johnny Green	14	15	1.07	14	1
Richie Lucas	10	15	1.5	9	0
Glenn Bass	2	8	4	16	0
Wilmer Fowler	1	2	2	2	0
Tom Rychlec	1	-18	-18	0	0
BILLS	438	1606	3.67	72	18
Opponents	349	1377	3.95	-	9

RECEIVING	No.	Yds	Avg	LG	TD
Glenn Bass	50	765	15.3	76	3
Tom Rychlec	33	405	12.3	27	2
Elbert Dubenion	31	461	14.9	61	6
Monte Crockett	20	325	16.3	51	0
Perry Richards	19	285	15	43	3
Wray Carlton	17	193	11.4	22	0
Dewey Bohling	10	183	18.3	41	1
Art Baker	6	73	12.2	29	0
Richie Lucas	6	69	11.5	19	0
Dan Chamberlain	1	16	16	16	0
Fred Brown	1	11	11	11	0
Fred Ford	1	5	5	5	0
Johnny Green	1	0	0	0	0
BILLS	194	2786	14.4	76	15
Opponents	206	3237	15.7	-	28

KICKING	FGM	FGA	PCT	LONG	PAT
Joe Hergert	6	14	42.9	45	0
Billy Atkins	2	6	33.3	39	29
Bill Shockley	1	2	50	20	0
Mack Yoho	0	4	0	-	0
BILLS	9	26	34.6	45	29
Opponents	13	28	46.4	51	41

PUNTING	PUNT	BLK	YDS	AVG	IN20
Billy Atkins	85	1	3783	44.5	-
BILLS	85	1	3783	44.5	-
Opponents	75	0	2897	38.6	-

SCORING	TD	FGM	PTS
Elbert Dubenion	8	0	48
Billy Atkins	1	2	41
Wray Carlton	4	0	24
M.C. Reynolds	4	0	24
Art Baker	3	0	18
Glenn Bass	3	0	18
Dewey Bohling	3	0	18
Joe Hergert	0	6	18
Perry Richards	3	0	18
Fred Brown	2	0	12
Richie Lucas	1	0	12
Tom Rychlec	2	0	12
Stew Barber	1	0	6
Johnny Green	1	0	6
Don McDonald	1	0	6
Chuck Muehlaupt	1	0	6
Bill Shockley	0	1	3
Warren Rabb	0	0	2
Mack Yoho	0	0	0
BILLS	38	9	294
Opponent	43	13	342

INTERCEPTIONS	INT	YDS	TD
Billy Atkins	10	158	0
Stew Barber	3	30	1
Jim Wagstaff	3	25	0
Vern Valdez	2	54	0
Ralph Felton	2	15	0
Archie Matsos	2	12	0
Jim Crotty	2	0	0
Richie Lucas	2	0	0
Richie McCabe	1	17	0
Joe Hergert	1	0	0
Mack Yoho	1	0	0
BILLS	29	311	1
Opponent	25	398	4



1962 SEASON STATISTICS

7-6-1 | 3RD IN AFL EAST | HEAD COACH LOU SABAN

DATE	W/L	SCORE	OPP.	ATT.
9/9	L	23-28	Houston	31,236
9/15	L	20-23	Denver	30,577
9/22	L	6-17	NY Titans	24,024
9/30	L	21-41	at Dallas	25,500
10/7	L	14-17	at Houston	26,350
10/13	W	35-10	San Diego	20,074
10/20	W	14-6	Oakland	21,037
10/28	W	45-38	at Denver	26,051
11/3	T	28-28	Boston	33,247
11/11	W	40-20	at San Diego	22,204
11/18	W	10-6	at Oakland	11,700
11/23	L	10-21	at Boston	20,021
12/2	W	23-14	Dallas	35,261
12/8	W	20-3	at NY Titans	16,453

TEAM STATS	BILLS	OPP
Total Net Yards	4464	4429
Avg. Per Game	318.9	316.4
Total Plays	875	845
Avg. Per Play	5.1	5.2
Net Yards Rushing	2480	1687
Avg. Per Game	177.1	120.5
Total Rushes	501	373
Net Yards Passing	1984	2742
Avg. Per Game	141.7	195.9
Sacked / Yards Lost	23/197	32/254
Gross Yards	2181	2996
Attempts / Comp.	351/150	440/215
Completion Pct.	42.7	48.9
Interceptions	26	36
Touchdowns	41	35
Rushing	20	10
Passing	15	24
Returns	6	1
Total First Downs	238	229
Rushing	119	89
Passing	96	129
Penalty	23	11
Scoring	309	272
1st Quarter	77	64
2nd Quarter	87	52
3rd Quarter	67	66
4th Quarter	78	90
Punts / Average	76/38.8	70/38.1
Fumbles / Lost	27/12	26/14

PASSING	Att	Cmp	Pct	Yds	Yd/A	TD	Int	Lg	Sack	Rate
Warren Rabb	177	67	37.9	1196	6.76	10	14	76	-	47.7
Jack Kemp	94	51	54.3	636	6.77	3	4	31	-	68.4
Al Dorow	75	30	40	333	4.44	2	7	34	-	23.9
Wayne Crow	4	2	50	16	4	0	1	10	-	20.8
Carl Taseff	1	0	0	0	0	0	0	-	-	39.6
BILLS	351	150	42.7	2181	6.21	15	26	76	23	47
Opponents	440	215	48.9	2996	6.81	24	36	-	32	55.3

RUSHING	No.	Yds	Avg	LG	TD
Cookie Gilchrist	214	1096	5.12	44	13
Wayne Crow	110	589	5.35	52	1
Wray Carlton	94	530	5.64	51	2
Warren Rabb	37	77	2.08	14	3
Al Dorow	15	57	3.8	15	0
Jack Kemp	12	56	4.67	28	1
Elbert Dubenion	7	40	5.71	43	0
Willie Jones	4	17	4.25	10	0
Art Baker	2	9	4.5	7	0
Manch Wheeler	3	7	2.33	7	0
Carey Henley	3	2	0.67	4	0
BILLS	501	2480	4.95	52	20
Opponents	373	1687	4.52	-	10

RECEIVING	No.	Yds	Avg	LG	TD
Ernie Warlick	35	482	13.8	25	2
Elbert Dubenion	33	571	17.3	75	5
Glenn Bass	32	555	17.3	76	4
Cookie Gilchrist	24	319	13.3	76	2
Wayne Crow	8	80	10	25	1
Wray Carlton	7	54	7.7	25	0
Tom Rychlec	6	66	11	18	1
Art Baker	3	12	4	9	0
Jack Tracey	1	28	28	28	0
Monte Crockett	1	14	14	14	0
BILLS	150	2181	14.5	76	15
Opponents	215	2996	13.9	-	24

KICKING	FGM	FGA	PCT	LONG	PAT
Cookie Gilchrist	8	40	42	14	0
Mack Yoho	1	33.3	36	20	29
BILLS	9	39.1	42	34	29
Opponents	10	50	49	30	41

PUNTING	PUNT	BLK	YDS	AVG	IN20
Wayne Crow	76	0	2946	38.8	-
BILLS	76	0	2946	38.8	-
Opponents	70	3	2665	38.1	-

SCORING	TD	FGM	PTS
Cookie Gilchrist	15	8	128
Elbert Dubenion	6	0	36
Glenn Bass	4	0	24
Mack Yoho	0	1	23
Warren Rabb	3	0	20
Wray Carlton	2	0	12
Carl Charon	2	0	12
Wayne Crow	2	0	12
Ernie Warlick	2	0	12
Art Baker	1	0	6
Jack Kemp	1	0	6
Leroy Moore	1	0	6
Tom Rychlec	1	0	6
Tom Sestak	1	0	6
Ralph Felton	0	0	0
BILLS	41	9	309
Opponent	35	10	272

INTERCEPTIONS	INT	YDS	TD
Carl Charon	7	131	1
Booker Edgerson	6	111	0
Mike Stratton	6	99	0
Marv Matuszak	6	46	0
Ray Abruzzese	3	44	0
Willie West	3	24	0
Carl Taseff	2	21	0
Joe Cannavino	1	19	0
Tom Sestak	1	6	1
Leroy Moore	1	3	1
Ralph Felton	0	1	0
BILLS	36	505	3
Opponent	26	299	0



1963 SEASON STATISTICS

7-6-1 | T-1ST IN AFL EAST | HEAD COACH LOU SABAN

DATE	W/L	SCORE	OPP.	ATT.
9/8	L	10-14	at San Diego	22,344
9/15	L	17-35	at Oakland	17,568
9/22	T	27-27	Kansas City	33,487
9/28	L	20-31	Houston	32,340
10/5	W	12-0	Oakland	24,486
10/13	W	35-26	at Kansas City	25,519
10/20	L	14-28	at Houston	23,948
10/26	W	28-21	Boston	27,243
11/3	W	30-28	at Denver	19,424
11/9	W	27-17	Denver	30,989
11/17	L	13-23	San Diego	38,592
12/1	L	7-17	at Boston	16,981
12/8	W	45-14	NY Jets	20,222
12/14	W	19-10	at NY Jets	6,526
AFL DIVISIONAL PLAYOFF GAME				
12/28	L	8-26	Boston	33,044

TEAM STATS	BILLS	OPP
Total Net Yards	4904	-
Avg. Per Game	350.3	-
Total Plays	947	-
Avg. Per Play	5.2	-
Net Yards Rushing	1851	1217
Avg. Per Game	132.2	86.9
Total Rushes	455	303
Net Yards Passing	3053	2840
Avg. Per Game	218.1	202.9
Sacked / Yards Lost	37/329	-/397
Gross Yards	3382	3237
Attempts / Comp.	457/227	472/218
Completion Pct.	49.7	46.2
Interceptions	24	22
Touchdowns	39	37
Rushing	21	12
Passing	16	24
Returns	2	1
Total First Downs	272	-
Rushing	107	-
Passing	147	-
Penalty	-	-
Scoring	304	291
1st Quarter	60	58
2nd Quarter	88	86
3rd Quarter	83	74
4th Quarter	73	73
Punts / Average	62/40.5	80/40.1
Fumbles / Lost	26/16	19/12

PASSING	Att	Cmp	Pct	Yds	Yd/A	TD	Int	Lg	Sack	Rate
Jack Kemp	384	193	50.3	2910	7.58	13	20	89	-	65.1
Daryle Lamonica	71	33	46.5	437	6.15	3	4	93	-	57.1
Cookie Gilchrist	1	1	100	35	35	0	0	35	-	118.8
Ed Rutkowski	1	0	0	0	0	0	0	-	-	39.6
BILLS	457	227	49.7	3382	7.4	16	24	93	37	64.1
Opponents	472	218	46.2	3237	6.86	24	22	-	-	66.7

RUSHING	No.	Yds	Avg	LG	TD
Cookie Gilchrist	232	979	4.22	32	12
Jack Kemp	50	239	4.78	26	8
Roger Kochman	47	232	4.94	48	0
Ed Rutkowski	48	144	3	45	0
Wray Carlton	29	125	4.31	19	0
Glenn Bass	14	59	4.21	9	0
George Saimes	12	41	3.42	7	0
Fred Brown	6	18	3	8	1
Daryle Lamonica	9	8	0.89	7	0
Wayne Crow	6	6	1	7	0
BILLS	455	1851	4.07	48	21
Opponents	303	1217	4.02	-	12

RECEIVING	No.	Yds	Avg	LG	TD
Bill Miller	69	860	12.5	36	3
Elbert Dubenion	53	959	18.1	89	4
Ernie Warlick	24	479	20	55	1
Cookie Gilchrist	24	211	8.8	42	2
Ed Rutkowski	19	264	13.9	58	1
Charley Ferguson	9	181	20.1	72	3
Glenn Bass	9	153	17	74	1
George Saimes	6	23	3.8	9	0
Wayne Crow	5	69	13.8	28	0
Roger Kochman	4	148	37	68	1
Fred Brown	3	7	2.3	7	0
Mike Stratton	1	19	19	19	0
Wray Carlton	1	9	9	9	0
BILLS	227	3382	14.9	89	16
Opponents	218	2831	13	-	24

KICKING	FGM	FGA	PCT	LONG	PAT
Mack Yoho	10	24	41.7	41	32
BILLS	10	24	41.7	41	32

PUNTING	PUNT	BLK	YDS	AVG	IN20
Daryle Lamonica	52	0	2086	40.1	-
Wayne Crow	10	0	424	42.4	-
BILLS	62	0	2510	40.5	-
Opponents	80	0	3209	40.1	-

SCORING	TD	FGM	PTS
Cookie Gilchrist	14	0	84
Mack Yoho	0	10	62
Jack Kemp	8	0	48
Elbert Dubenion	4	0	24
Charley Ferguson	3	0	18
Bill Miller	3	0	18
Glenn Bass	1	0	6
Fred Brown	1	0	6
Carl Charon	1	0	6
Roger Kochman	1	0	6
Ed Rutkowski	1	0	6
Mike Stratton	1	0	6
Ernie Warlick	1	0	6
Daryle Lamonica	0	0	2
Jack Tracey	0	0	2
BILLS	39	10	304
Opponent	37	10	291

INTERCEPTIONS	INT	YDS	TD
Willie West	5	57	0
Jack Tracey	5	22	0
George Saimes	4	29	0
Mike Stratton	3	31	1
Ray Abruzzese	3	9	0
Harry Jacobs	1	8	0
Booker Edgerson	1	0	0
BILLS	22	156	1
Opponent	24	172	1



1964 SEASON STATISTICS

12-2 | 1ST IN AFL EAST | AFL CHAMPIONS | HEAD COACH LOU SABAN

DATE	W/L	SCORE	OPP.	ATT.
9/13	W	34-17	Kansas City	30,157
9/20	W	30-13	Denver	28,501
9/26	W	30-3	San Diego	40,167
10/3	W	23-20	Oakland	36,461
10/11	W	48-17	at Houston	26,218
10/18	W	35-22	at Kansas City	20,904
10/24	W	34-24	NY Jets	39,621
11/1	W	24-10	Houston	40,119
11/8	W	20-7	at NY Jets	61,929
11/15	L	28-36	Boston	42,308
11/26	W	27-24	at San Diego	34,865
12/6	L	13-16	at Oakland	18,134
12/13	W	30-19	at Denver	14,431
12/20	W	24-14	at Boston	38,021
AFL CHAMPIONSHIP GAME				
12/26	W	20-7	San Diego	40,242

TEAM STATS	BILLS	OPP
Total Net Yards	5206	3878
Avg. Per Game	371.9	277
Total Plays	924	867
Avg. Per Play	5.6	4.5
Net Yards Rushing	2040	913
Avg. Per Game	145.7	65.2
Total Rushes	492	300
Net Yards Passing	3166	2965
Avg. Per Game	226.1	211.8
Sacked / Yards Lost	35/256	50/396
Gross Yards	3422	3361
Attempts / Comp.	397/174	517/241
Completion Pct.	43.8	46.6
Interceptions	34	28
Touchdowns	48	29
Rushing	25	4
Passing	19	24
Returns	4	1
Total First Downs	255	-
Rushing	114	48
Passing	130	145
Penalty	11	13
Scoring	400	242
1st Quarter	95	53
2nd Quarter	113	47
3rd Quarter	63	93
4th Quarter	129	49
Punts / Average	65/42.7	87/42.2
Fumbles / Lost	32/18	24/15

PASSING	Att	Cmp	Pct	Yds	Yd/A	TD	Int	Lg	Sack	Rate
Jack Kemp	269	119	44.2	2285	8.49	13	26	94	-	50.9
Daryle Lamonica	128	55	43	1137	8.88	6	8	80	-	64.5
BILLS	397	174	43.8	3422	8.62	19	34	94	35	54.8
Opponents	517	241	46.6	3361	6.5	24	28	-	50	60.9

RUSHING	No.	Yds	Avg	LG	TD
Cookie Gilchrist	230	981	4.27	67	6
Bobby Smith	62	306	4.94	37	4
Daryle Lamonica	55	289	5.25	28	6
Joe Auer	63	191	3.03	21	2
Jack Kemp	37	124	3.35	14	5
Wray Carlton	39	114	2.92	11	1
Elbert Dubenion	1	20	20	20	0
Willie Ross	4	14	3.5	12	1
Dick Hudson	1	1	1	1	0
BILLS	492	2040	4.15	67	25
Opponents	300	913	3.04	-	4

RECEIVING	No.	Yds	Avg	LG	TD
Glenn Bass	43	897	20.9	94t	7
Elbert Dubenion	42	1139	27.1	72	10
Cookie Gilchrist	30	345	11.5	37	0
Ernie Warlick	23	478	20.8	45	0
Ed Rutkowski	13	234	18	46	1
Joe Auer	11	166	15.1	43	0
Bobby Smith	6	72	12	25	0
Bill Groman	4	68	17	22	1
Wray Carlton	2	23	11.5	17	0
BILLS	174	3422	19.7	94t	19
Opponents	241	3361	13.9	-	24

KICKING	FGM	FGA	PCT	LONG	PAT
Pete Gogolak	19	29	65.5	47	45
BILLS	19	29	65.5	47	45
Opponents	14	27	51.9	51	22

PUNTING	PUNT	BLK	YDS	AVG	IN20
Paul Maguire	65	0	2777	42.7	-
BILLS	65	0	2777	42.7	-
Opponents	87	1	3673	42.2	-

SCORING	TD	FGM	PTS
Pete Gogolak	0	19	102
Elbert Dubenion	10	0	60
Glenn Bass	7	0	42
Daryle Lamonica	6	0	40
Cookie Gilchrist	6	0	36
Jack Kemp	5	0	30
Bobby Smith	4	0	24
Joe Auer	3	0	18
Butch Byrd	1	0	6
Wray Carlton	1	0	6
Hagood Clarke	1	0	6
Bill Groman	1	0	6
Willie Ross	1	0	6
Ed Rutkowski	1	0	6
Tom Sestak	1	0	6
Ron McDole	0	0	4
Mike Stratton	0	0	2
BILLS	48	19	400
Opponent	29	14	242

INTERCEPTIONS	INT	YDS	TD
Butch Byrd	7	178	1
George Saines	6	56	0
Booker Edgerson	4	130	0
Jack Tracey	3	12	0
Gene Sykes	2	36	0
Harry Jacobs	2	13	0
Charley Warner	1	30	0
Tom Sestak	1	15	1
Ron McDole	1	0	0
Mike Stratton	1	0	0
BILLS	28	470	2
Opponent	34	406	0



1965 SEASON STATISTICS

10-3-1 | 1ST IN AFL EAST | AFL CHAMPIONS | HEAD COACH LOU SABAN

DATE	W/L	SCORE	OPP.	ATT.
9/11	W	24-7	Boston	45,502
9/19	W	30-15	at Denver	30,682
9/26	W	33-21	NY Jets	45,056
10/3	W	17-12	Oakland	41,256
10/10	L	3-34	San Diego	45,260
10/17	W	23-7	at Kansas City	26,941
10/24	W	31-13	Denver	45,046
10/31	L	17-19	Houston	44,267
11/7	W	23-7	at Boston	24,415
11/14	W	17-14	at Oakland	19,352
11/25	T	20-20	at San Diego	27,473
12/5	W	29-18	at Houston	23,087
12/12	W	34-25	Kansas City	40,298
12/19	L	12-14	at NY Jets	57,396
AFL CHAMPIONSHIP GAME				
12/26	W	23-0	at San Diego	30,361

TEAM STATS	BILLS	OPP
Total Net Yards	3749	4284
Avg. Per Game	267.8	306
Total Plays	882	890
Avg. Per Play	4.3	4.8
Net Yards Rushing	1288	1114
Avg. Per Game	92	79.6
Total Rushes	392	360
Net Yards Passing	2461	3170
Avg. Per Game	175.8	226.4
Sacked / Yards Lost	29/283	28/246
Gross Yards	2744	3416
Attempts / Comp.	461/208	502/227
Completion Pct.	45.1	45.2
Interceptions	24	32
Touchdowns	33	26
Rushing	16	5
Passing	13	19
Returns	4	2
Total First Downs	206	226
Rushing	69	65
Passing	119	141
Penalty	18	20
Scoring	313	226
1st Quarter	76	42
2nd Quarter	81	73
3rd Quarter	60	39
4th Quarter	96	72
Punts / Average	80/43.0	76/40.2
Fumbles / Lost	27/14	33/25

PASSING	Att	Cmp	Pct	Yds	Yd/A	TD	Int	Lg	Sack	Rate
Jack Kemp	391	179	45.8	2368	6.06	10	18	78	-	54.8
Daryle Lamonica	70	29	41.4	376	5.37	3	6	74	-	37.6
BILLS	461	208	45.1	2744	5.95	13	24	78	29	52.2
Opponents	502	227	45.2	3416	6.8	19	32	-	28	54.2

RUSHING	No.	Yds	Avg	LG	TD
Wray Carlton	156	592	3.79	80	6
Billy Joe	123	377	3.07	30	4
Bobby Smith	43	137	3.19	13	1
Donnie Stone	19	61	3.21	14	0
Jack Kemp	36	49	1.36	12	4
Daryle Lamonica	10	30	3	10	1
Paul Maguire	1	21	21	21	0
Joe Auer	3	19	6.33	14	0
Charley Warner	1	2	2	2	0
BILLS	392	1288	3.29	80	16
Opponents	360	1114	3.09	-	5

RECEIVING	No.	Yds	Avg	LG	TD
Bo Roberson	31	483	15.6	74	3
Billy Joe	27	271	10	78	2
Wray Carlton	24	196	8.2	23	1
Paul Costa	21	401	19.1	46	0
Charley Ferguson	21	262	12.5	30	2
Glenn Bass	18	299	16.6	38	1
Elbert Dubenion	18	281	15.6	46	1
Ed Rutkowski	18	247	13.7	47	1
Bobby Smith	12	116	9.7	21	0
Ernie Warlick	8	112	14	27	1
Donnie Stone	6	29	4.8	9	0
Pete Mills	1	43	43	43	0
Charley Warner	1	11	11	11t	1
Jack Tracey	1	2	2	2	0
Jack Kemp	1	-9	-9	-9	0
BILLS	208	2744	13.2	78	13
Opponents	227	3416	15	-	19

KICKING	FGM	FGA	PCT	LONG	PAT
Pete Gogolak	28	46	60.9	47	31
BILLS	28	46	60.9	47	31
Opponents	15	30	50	41	21

PUNTING	PUNT	BLK	YDS	AVG	IN20
Paul Maguire	80	0	3437	43	-
BILLS	80	0	3437	43	-
Opponents	76	1	3053	40.2	-

SCORING	TD	FGM	PTS
Pete Gogolak	0	28	115
Wray Carlton	7	0	42
Billy Joe	6	0	36
Jack Kemp	4	0	24
Charley Warner	4	0	24
Bo Roberson	3	0	18
Charley Ferguson	2	0	12
Glenn Bass	1	0	6
Elbert Dubenion	1	0	6
Daryle Lamonica	1	0	6
Ed Rutkowski	1	0	6
George Saimes	1	0	6
Bobby Smith	1	0	6
Ernie Warlick	1	0	6
BILLS	33	28	313
Opponent	25	15	226

INTERCEPTIONS	INT	YDS	TD
Hagood Clarke	7	60	0
Butch Byrd	5	119	0
Charley Warner	5	84	1
Booker Edgerson	5	55	0
George Saimes	4	24	0
Mike Stratton	2	19	0
Ron McDole	1	24	0
Jack Tracey	1	8	0
Tom Day	1	0	0
Harry Jacobs	1	0	0
BILLS	32	393	1
Opponent	24	467	1



1966 SEASON STATISTICS

9-4-1 | 1ST IN AFL EAST | HEAD COACH JOE COLLIER

DATE	W/L	SCORE	OPP.	ATT.
9/4	L	7-27	at San Diego	27,572
9/11	L	20-42	Kansas City	42,023
9/18	W	58-24	Miami	37,546
9/25	W	27-20	Houston	42,256
10/2	W	29-14	at Kansas City	43,885
10/8	L	10-20	Boston	45,542
10/16	T	17-17	San Diego	45,169
10/30	W	33-23	at NY Jets	61,552
11/6	W	29-0	at Miami	37,177
11/13	W	14-3	NY Jets	45,738
11/20	W	42-20	at Houston	27,312
11/24	W	31-10	at Oakland	36,781
12/4	L	3-14	at Boston	39,350
12/18	W	38-21	Denver	40,583
AFL CHAMPIONSHIP GAME				
1/1	L	7-31	Kansas City	42,080

TEAM STATS	BILLS	OPP
Total Net Yards	4748	4109
Avg. Per Game	339.1	293.5
Total Plays	944	842
Avg. Per Play	5	4.9
Net Yards Rushing	1892	1051
Avg. Per Game	135.1	75.1
Total Rushes	455	344
Net Yards Passing	2856	3058
Avg. Per Game	204	218.4
Sacked / Yards Lost	16/144	32/249
Gross Yards	3000	3307
Attempts / Comp.	473/199	466/205
Completion Pct.	42.1	44
Interceptions	21	29
Touchdowns	43	31
Rushing	19	6
Passing	15	22
Returns	9	3
Total First Downs	255	192
Rushing	110	49
Passing	126	131
Penalty	19	12
Scoring	358	255
1st Quarter	47	75
2nd Quarter	127	53
3rd Quarter	74	34
4th Quarter	110	93
Punts / Average	69/41.2	84/39.5
Fumbles / Lost	27/15	19/9

PASSING	Att	Cmp	Pct	Yds	Yd/A	TD	Int	Lg	Sack	Rate
Jack Kemp	389	166	42.7	2451	6.3	11	16	55	-	56.2
Daryle Lamonica	84	33	39.3	549	6.54	4	5	55	-	53.1
BILLS	473	199	42.1	3000	6.34	15	21	55	16	55.6
Opponents	466	205	44	3307	7.1	22	29	-	32	58.1

RUSHING	No.	Yds	Avg	LG	TD
Bobby Burnett	187	766	4.1	32	4
Wray Carlton	156	696	4.46	23	6
Allen Smith	31	148	4.77	20	0
Jack Kemp	40	130	3.25	26	5
Jack Spikes	28	119	4.25	36	3
Elbert Dubenion	3	16	5.33	17	0
Ed Rutkowski	1	10	10	10	0
Daryle Lamonica	9	6	0.67	14	1
Paul Costa	0	1	-	1	0
BILLS	455	1892	4.16	36	19
Opponents	344	1051	3.06	-	6

RECEIVING	No.	Yds	Avg	LG	TD
Elbert Dubenion	50	747	14.9	44	2
Bobby Burnett	34	419	12.3	48	4
Bobby Crockett	31	533	17.2	53	3
Paul Costa	27	400	14.8	50	3
Wray Carlton	21	280	13.3	55	0
Charley Ferguson	16	293	18.3	32	1
Glenn Bass	10	130	13	19	0
Ed Rutkowski	6	150	25	55	1
Jack Spikes	2	45	22.5	27	1
Joe O'Donnell	1	2	2	2	0
Allen Smith	1	1	1	1	0
BILLS	199	3000	15.1	55	15
Opponents	205	3307	16.1	-	22

KICKING	FGM	FGA	PCT	LONG	PAT
Booth Lusteg	19	38	50	47	41
BILLS	19	38	50	47	41
Opponents	13	22	59.1	49	28

PUNTING	PUNT	BLK	YDS	AVG	IN20
Paul Maguire	69	0	2841	41.2	-
BILLS	69	0	2841	41.2	-
Opponents	84	1	3322	39.5	-

SCORING	TD	FGM	PTS
Booth Lusteg	0	19	98
Bobby Burnett	8	0	48
Wray Carlton	6	0	36
Jack Kemp	5	0	30
Jack Spikes	4	0	24
Paul Costa	3	0	18
Bobby Crockett	3	0	18
Butch Byrd	2	0	12
Elbert Dubenion	2	0	12
Tom Janik	2	0	12
Ed Rutkowski	2	0	12
Hagood Clarke	1	0	6
Jim Dunaway	1	0	6
Charley Ferguson	1	0	6
Daryle Lamonica	1	0	6
Mike Stratton	1	0	6
Charley Warner	1	0	6
BILLS	43	19	358
Opponent	31	13	255

INTERCEPTIONS	INT	YDS	TD
Tom Janik	8	136	2
Butch Byrd	6	110	1
Hagood Clarke	5	118	1
Mike Stratton	3	37	0
Harry Jacobs	2	15	0
George Saines	1	32	0
Marty Schottenheimer	1	20	0
Ron McDole	1	4	0
Charlie King	1	0	0
Jack Tracey	1	0	0
BILLS	29	472	4
Opponent	21	303	1



1967 SEASON STATISTICS

4-10 | T-3RD IN AFL EAST | HEAD COACH JOE COLLIER

DATE	W/L	SCORE	OPP.	ATT.
9/10	W	20-17	NY Jets	45,748
9/17	L	3-20	Houston	41,384
9/24	L	0-23	Boston	45,748
10/1	L	17-37	San Diego	39,310
10/8	W	17-16	at Denver	35,188
10/15	L	20-24	Oakland	45,758
10/29	L	3-10	at Houston	30,060
11/5	W	35-13	Miami	31,622
11/12	L	10-20	at NY Jets	62,671
11/19	L	20-21	Denver	30,891
11/26	L	14-17	at Miami	27,050
12/3	L	13-23	at Kansas City	41,943
12/9	W	44-16	at Boston	20,627
12/24	L	21-28	at Oakland	30,738

TEAM STATS	BILLS	OPP
Total Net Yards	3588	3447
Avg. Per Game	256.3	246.2
Total Plays	850	857
Avg. Per Play	4.2	4
Net Yards Rushing	1271	1622
Avg. Per Game	90.8	115.9
Total Rushes	371	437
Net Yards Passing	2317	1825
Avg. Per Game	165.5	130.4
Sacked / Yards Lost	45/446	43/366
Gross Yards	2763	2191
Attempts / Comp.	434/183	377/162
Completion Pct.	42.2	43
Interceptions	34	27
Touchdowns	27	33
Rushing	9	11
Passing	14	17
Returns	4	5
Total First Downs	203	201
Rushing	65	73
Passing	119	106
Penalty	19	22
Scoring	237	285
1st Quarter	61	50
2nd Quarter	61	105
3rd Quarter	47	49
4th Quarter	68	81
Punts / Average	77/43.1	74/41.0
Fumbles / Lost	32/13	26/9

PASSING	Att	Cmp	Pct	Yds	Yd/A	TD	Int	Lg	Sack	Rate
Jack Kemp	369	161	43.6	2503	6.78	14	26	63t	38	50
Tom Flores	64	22	34.4	260	4.06	0	8	59	7	8.1
Ed Rutkowski	1	0	0	0	0	0	0	-	0	39.6
BILLS	434	183	42.2	2763	6.37	14	34	63t	45	41.9
Opponents	377	162	43	2191	5.81	17	27	-	43	47.3

RUSHING	No.	Yds	Avg	LG	TD
Keith Lincoln	159	601	3.78	28	4
Wray Carlton	107	467	4.36	21	3
Bobby Burnett	45	96	2.13	18	0
Jack Kemp	36	58	1.61	14	2
Charlie Bivins	15	58	3.87	43	0
Jack Spikes	4	9	2.25	6	0
Gene Donaldson	3	-1	-0.33	2	0
Elbert Dubenion	2	-17	-8.5	-1	0
BILLS	371	1271	3.43	43	9
Opponents	437	1622	3.71	-	11

RECEIVING	No.	Yds	Avg	LG	TD
Keith Lincoln	41	558	13.6	60t	5
Paul Costa	39	726	18.6	63t	2
Elbert Dubenion	25	384	15.4	42	0
Art Powell	20	346	17.3	37t	4
Billy Masters	20	274	13.7	28	2
Bobby Burnett	11	114	10.4	38	0
Monte Ledbetter	9	161	17.9	60t	1
Wray Carlton	9	97	10.8	24	0
Ed Rutkowski	6	59	9.8	17	0
Gene Donaldson	1	20	20	20	0
Jack Tracey	1	15	15	15	0
Jack Spikes	1	9	9	9	0
BILLS	183	2763	15.1	63t	14
Opponents	162	2191	13.5	-	17

KICKING	FGM	FGA	PCT	LONG	PAT
Mike Mercer	16	27	59.3	51	25
BILLS	16	27	59.3	51	25
Opponents	17	38	44.7	48	32

PUNTING	PUNT	BLK	YDS	AVG	IN20
Paul Maguire	77	0	3320	43.1	-
BILLS	77	0	3320	43.1	-
Opponents	74	1	3033	41	-

SCORING	TD	FGM	PTS
Mike Mercer	0	16	73
Keith Lincoln	9	0	54
Art Powell	4	0	24
Wray Carlton	3	0	18
Jack Kemp	2	0	14
Paul Costa	2	0	12
Tom Janik	2	0	12
Billy Masters	2	0	12
Monte Ledbetter	1	0	6
Marty Schottenheimer	1	0	6
Tom Sestak	1	0	6
BILLS	27	16	237
Opponent	33	17	285

INTERCEPTIONS	INT	YDS	TD
Tom Janik	10	222	2
Butch Byrd	5	25	0
Marty Schottenheimer	3	88	1
Booker Edgerson	2	25	0
George Saimes	2	14	0
Jim Dunaway	1	8	0
Dudley Meredith	1	8	0
Ron McDole	1	5	0
Mike Stratton	1	3	0
Jack Tracey	1	3	0
BILLS	27	401	3
Opponent	34	554	2



1968 SEASON STATISTICS

1-12-1 | 5TH IN AFL EAST | HEAD COACH JOHN RAUCH

DATE	W/L	SCORE	OPP.	ATT.
9/8	L	7-16	Boston	38,865
9/15	L	6-48	Oakland	43,056
9/22	L	23-34	at Cincinnati	24,405
9/29	W	37-35	NY Jets	38,044
10/5	L	7-18	Kansas City	40,748
10/12	T	14-14	at Miami	28,559
10/20	L	6-23	at Boston	21,082
10/27	L	7-30	Houston	34,339
11/3	L	21-25	at NY Jets	61,452
11/10	L	17-21	Miami	28,751
11/17	L	6-21	San Diego	27,993
11/24	L	32-34	at Denver	35,142
11/28	L	10-13	at Oakland	39,883
12/7	L	6-35	at Houston	34,110

TEAM STATS	BILLS	OPP
Total Net Yards	2870	4225
Avg. Per Game	205	301.8
Total Plays	844	876
Avg. Per Play	3.4	4.8
Net Yards Rushing	1527	2021
Avg. Per Game	109.1	144.4
Total Rushes	400	505
Net Yards Passing	1343	2204
Avg. Per Game	95.9	157.4
Sacked / Yards Lost	39/371	31/273
Gross Yards	1714	2477
Attempts / Comp.	405/168	340/143
Completion Pct.	41.5	42.1
Interceptions	28	22
Touchdowns	22	41
Rushing	9	15
Passing	7	19
Returns	6	7
Total First Downs	159	210
Rushing	71	85
Passing	72	103
Penalty	16	22
Scoring	199	367
1st Quarter	46	67
2nd Quarter	57	101
3rd Quarter	20	87
4th Quarter	76	112
Punts / Average	101/41.3	75/39.8
Fumbles / Lost	23/14	24/13

PASSING	Att	Cmp	Pct	Yds	Yd/A	TD	Int	Lg	Sack	Rate
Dan Darragh	215	92	42.8	917	4.27	3	14	41	22	33
Ed Rutkowski	100	41	41	380	3.8	0	6	37	9	27.1
Kay Stephenson	79	29	36.7	364	4.61	4	7	55t	6	31.8
Gary McDermott	3	2	66.7	35	11.67	0	0	27	0	106.3
Tom Flores	5	3	60	15	3	0	1	12	1	25
Benny Russell	2	1	50	3	1.5	0	0	3	0	56.3
Max Anderson	1	0	0	0	0	0	0	-	1	39.6
BILLS	405	168	41.5	1714	4.23	7	28	55t	39	31.2
Opponents	340	143	42.1	2477	7.29	19	22	-	31	59.2

RUSHING	No.	Yds	Avg	LG	TD
Max Anderson	147	525	3.57	45	2
Ben Gregory	52	283	5.44	67	1
Bob Cappadona	73	272	3.73	33t	1
Gary McDermott	47	102	2.17	17	3
Ed Rutkowski	20	96	4.8	33	1
Keith Lincoln	26	84	3.23	24	0
Billy Masters	6	70	11.67	35	0
Charlie Brown	3	39	13	27	0
Kay Stephenson	4	30	7.5	12	0
Dan Darragh	13	11	0.85	8	0
Paul Costa	2	11	5.5	6t	1
Paul Maguire	1	6	6	6	0
Wayne Patrick	1	2	2	2	0
Haven Moses	5	-4	-0.8	19	0
BILLS	400	1527	3.82	67	9
Opponents	505	2021	4	-	15

RECEIVING	No.	Yds	Avg	LG	TD
Haven Moses	42	633	15.1	55t	2
Richard Trapp	24	235	9.8	27	0
Max Anderson	22	140	6.4	23	0
Gary McDermott	20	115	5.8	37	1
Bob Cappadona	18	92	5.1	21t	2
Paul Costa	15	172	11.5	27	1
Billy Masters	8	101	12.6	21	0
Bobby Crockett	6	76	12.7	23	0
Ben Gregory	5	21	4.2	8	0
Monte Ledbetter	4	94	23.5	43	1
Ed Rutkowski	1	27	27	27	0
Wayne Patrick	1	5	5	5	0
Keith Lincoln	1	3	3	3	0
Al Bemiller	1	0	0	0	0
BILLS	168	1714	10.2	55t	7
Opponents	143	2477	17.3	-	19

KICKING	FGM	FGA	PCT	LONG	PAT
Bruce Alford	14	24	58.3	51	15
Mike Mercer	0	4	0	-	4
BILLS	14	28	50	51	19
Opponents	27	48	56.3	42	40

PUNTING	PUNT	BLK	YDS	AVG	IN20
Paul Maguire	100	1	4175	41.8	-
BILLS	101	1	4175	41.3	-
Opponents	75	1	2983	39.8	-

SCORING	TD	FGM	PTS
Bruce Alford	0	14	57
Gary McDermott	4	0	26
Bob Cappadona	3	0	20
Max Anderson	3	0	18
Paul Costa	2	0	12
Booker Edgerson	2	0	12
Haven Moses	2	0	12
Butch Byrd	1	0	6
Hagood Clarke	1	0	6
Ben Gregory	1	0	6
Tom Janik	1	0	6
Monte Ledbetter	1	0	6
Ed Rutkowski	1	0	6
Mike Mercer	0	0	4
BILLS	22	14	199
Opponent	41	27	367

INTERCEPTIONS	INT	YDS	TD
Butch Byrd	6	76	1
Booker Edgerson	4	100	2
Tom Janik	3	137	1
Ron McDole	2	47	0
George Saimes	2	36	0
John Pitts	2	21	0
Marty Schottenheimer	1	22	0
Paul Guidry	1	21	0
Mike Stratton	1	15	0
BILLS	22	475	4
Opponent	28	472	6



1969 SEASON STATISTICS

4-10 | T-3RD IN AFL EAST | HEAD COACH JOHN RAUCH

DATE	W/L	SCORE	OPP.	ATT.
9/14	L	19-33	NY Jets	46,165
9/21	L	3-17	Houston	40,146
9/28	W	41-28	Denver	40,302
10/5	L	14-28	at Houston	46,485
10/11	W	23-16	Boston	46,201
10/19	L	21-50	at Oakland	54,418
10/26	L	6-24	at Miami	39,837
11/2	L	7-29	Kansas City	45,844
11/9	L	6-16	at NY Jets	62,680
11/16	W	28-3	Miami	32,686
11/23	L	21-35	at Boston	25,584
11/30	W	16-13	Cincinnati	35,122
12/7	L	19-22	at Kansas City	47,112
12/14	L	6-45	at San Diego	47,582

TEAM STATS	BILLS	OPP
Total Net Yards	3895	3806
Avg. Per Game	278.2	271.9
Total Plays	822	853
Avg. Per Play	4.7	4.5
Net Yards Rushing	1465	1718
Avg. Per Game	104.6	122.7
Total Rushes	367	484
Net Yards Passing	2430	2088
Avg. Per Game	173.6	149.1
Sacked / Yards Lost	53/486	31/246
Gross Yards	2916	2334
Attempts / Comp.	402/213	338/157
Completion Pct.	53	46.4
Interceptions	26	11
Touchdowns	25	37
Rushing	8	16
Passing	13	15
Returns	4	6
Total First Downs	203	213
Rushing	71	87
Passing	120	103
Penalty	12	23
Scoring	204	337
1st Quarter	54	67
2nd Quarter	70	96
3rd Quarter	21	84
4th Quarter	59	90
Punts / Average	83/38.9	76/44.0
Fumbles / Lost	83/35.0	76/40.1

PASSING	Att	Cmp	Pct	Yds	Yd/A	TD	Int	Lg	Sack	Rate
Jack Kemp	344	170	49.4	1981	5.76	13	22	55t	21	53.2
Dan Darragh	52	24	46.2	365	7.02	1	6	53	11	36.6
James Harris	36	15	41.7	270	7.5	1	1	55	9	65.7
Preston Ridlehuber	1	1	100	45	45	1	0	45t	0	158.3
Tom Sherman	2	2	100	20	10	1	0	19t	0	147.9
Paul Maguire	1	1	100	19	19	0	0	19	0	118.8
Tom Flores	5	2	40	16	3.2	0	0	-	1	48.8
Marlin Briscoe	1	0	0	0	0	0	1	-	0	0
BILLS	442	215	48.6	2716	6.14	17	30	55t	42	52.8
Opponents	368	175	47.6	2772	7.53	21	19	-	31	70.6

RUSHING	No.	Yds	Avg	LG	TD
O.J. Simpson	181	697	3.85	32t	2
Wayne Patrick	83	361	4.35	72	3
Bill Enyart	47	191	4.06	26	1
Jack Kemp	37	124	3.35	13	0
Max Anderson	13	74	5.69	16	1
James Harris	10	25	2.5	9	0
Preston Ridlehuber	4	25	6.25	11	0
Dan Darragh	6	14	2.33	8	0
Tom Sherman	2	14	7	10	0
Billy Masters	1	-3	-3	-3	0
BILLS	384	1522	3.96	72	7
Opponents	454	1858	4.09	-	17

RECEIVING	No.	Yds	Avg	LG	TD
Haven Moses	39	752	19.3	55t	5
Wayne Patrick	35	229	6.5	19	0
Billy Masters	33	387	11.7	31	1
Marlin Briscoe	32	532	16.6	50t	5
O.J. Simpson	30	343	11.4	55t	3
Bill Enyart	19	186	9.8	32t	2
Bubba Thornton	14	134	9.6	21	0
Max Anderson	7	65	9.3	22	0
Bobby Crockett	4	50	12.5	19	0
Willie Grate	1	19	19	19t	1
Robert James	1	19	19	19	0
BILLS	215	2716	12.6	55t	17
Opponents	175	2772	15.8	-	21

KICKING	FGM	FGA	PCT	LONG	PAT
Bruce Alford	17	26	65.4	44	23
BILLS	17	26	65.4	44	23
Opponents	26	41	63.4	52	39

PUNTING	PUNT	BLK	YDS	AVG	IN20
Paul Maguire	78	1	3471	44.5	-
BILLS	79	1	3471	43.9	-
Opponents	62	0	2646	42.7	-

SCORING	TD	FGM	PTS
Bruce Alford	0	17	74
Marlin Briscoe	5	0	30
Haven Moses	5	0	30
O.J. Simpson	5	0	30
Bill Enyart	3	0	18
Wayne Patrick	3	0	18
Max Anderson	1	0	6
Butch Byrd	1	0	6
Booker Edgerson	1	0	6
Willie Grate	1	0	6
Billy Masters	1	0	6
BILLS	26	17	230
Opponent	40	26	359

INTERCEPTIONS	INT	YDS	TD
Butch Byrd	7	95	1
George Saines	3	47	0
John Pitts	2	40	0
Paul Guidry	2	39	0
Pete Richardson	2	17	0
Harry Jacobs	2	13	0
Booker Edgerson	1	0	0
BILLS	19	251	1
Opponent	30	449	2



1970 SEASON STATISTICS

3-10-1 | 4TH IN AFC EAST | HEAD COACH JOHN RAUCH

DATE	W/L	SCORE	OPP.	ATT.
9/20	L	10-25	Denver	34,882
9/27	L	0-19	Los Angeles	46,206
10/4	W	34-31	NY Jets	46,206
10/11	L	10-23	at Pittsburgh	42,140
10/18	L	14-33	Miami	41,312
10/25	W	10-6	at NY Jets	62,712
11/1	W	45-10	at Boston	31,148
11/8	L	14-43	Cincinnati	43,587
11/15	T	17-17	at Baltimore	60,240
11/22	L	13-31	at Chicago	41,015
11/29	L	10-14	Boston	31,427
12/6	L	6-20	at NY Giants	62,870
12/13	L	14-20	Baltimore	34,346
12/20	L	7-45	at Miami	70,990

TEAM STATS	BILLS	OPP
Total Net Yards	3895	3806
Avg. Per Game	278.2	271.9
Total Plays	822	853
Avg. Per Play	4.7	4.5
Net Yards Rushing	1465	1718
Avg. Per Game	104.6	122.7
Total Rushes	367	484
Net Yards Passing	2430	2088
Avg. Per Game	173.6	149.1
Sacked / Yards Lost	53/486	31/246
Gross Yards	2916	2334
Attempts / Comp.	402/213	338/157
Completion Pct.	53	46.4
Interceptions	26	11
Touchdowns	25	37
Rushing	8	16
Passing	13	15
Returns	4	6
Total First Downs	203	213
Rushing	71	87
Passing	120	103
Penalty	12	23
Scoring	204	337
1st Quarter	54	67
2nd Quarter	70	96
3rd Quarter	21	84
4th Quarter	59	90
Punts / Average	83/38.9	76/44.0
Net Punting Avg.	83/35.0	76/40.1
Penalties / Yards	99/1108	73/814
Fumbles / Lost	37/26	23/15

PASSING	Att	Cmp	Pct	Yds	Yd/A	TD	Int	Lg	Sack	Rate
Dennis Shaw	321	178	55.5	2507	7.81	10	20	48	41	65.3
James Harris	50	24	48	338	6.76	3	4	32	7	56.9
Dan Darragh	29	11	37.9	71	2.45	0	2	19	5	17.5
O.J. Simpson	2	0	0	0	0	0	0	-	0	39.6
BILLS	402	213	53	2916	7.25	13	26	48	53	60.3
Opponents	338	157	46.4	2334	6.91	15	11	-	31	70.8

RUSHING	No.	Yds	Avg	LG	TD
O.J. Simpson	120	488	4.07	56t	5
Wayne Patrick	66	259	3.92	20	1
Dennis Shaw	39	210	5.38	20	0
Bill Enyart	58	196	3.38	17	0
Lloyd Pate	46	162	3.52	18	1
Greg Jones	31	113	3.65	17	1
Dan Darragh	1	26	26	26	0
Marlin Briscoe	3	19	6.33	11	0
James Harris	3	-8	-2.67	1	0
BILLS	367	1465	3.99	56t	8
Opponents	484	1718	3.55	-	16

RECEIVING	No.	Yds	Avg	LG	TD
Marlin Briscoe	57	1036	18.2	48	8
Haven Moses	39	726	18.6	45	2
Bill Enyart	35	235	6.7	37t	1
Lloyd Pate	19	103	5.4	21	0
Wayne Patrick	16	142	8.9	38	0
Austin Denney	14	201	14.4	31	0
O.J. Simpson	10	139	13.9	36	0
Greg Jones	8	89	11.1	34	0
Willie Grate	7	147	21	32	2
Glenn Alexander	4	51	12.8	16	0
Roland Moss	2	31	15.5	22	0
Clyde Glosson	2	16	8	14	0
BILLS	213	2916	13.7	48	13
Opponents	157	2334	14.9	-	15

KICKING	FGM	FGA	PCT	LONG	PAT
Grant Guthrie	10	19	52.6	52	24
BILLS	10	19	52.6	52	24
Opponents	30	46	65.2	49	35

PUNTING	PUNT	BLK	YDS	AVG	IN20
Paul Maguire	83	1	3228	38.9	-
BILLS	83	1	3228	38.9	-
Opponents	76	0	3343	44	-

SCORING	TD	FGM	PTS
Grant Guthrie	0	10	54
Marlin Briscoe	8	0	48
O.J. Simpson	6	0	36
Willie Grate	2	0	12
Greg Jones	2	0	12
Haven Moses	2	0	12
Butch Byrd	1	0	6
Edgar Chandler	1	0	6
Bill Enyart	1	0	6
Lloyd Pate	1	0	6
Wayne Patrick	1	0	6
BILLS	25	10	204
Opponent	35	30	337

INTERCEPTIONS	INT	YDS	TD
Pete Richardson	5	46	0
Butch Byrd	4	63	1
Edgar Chandler	1	59	1
John Pitts	1	11	0
BILLS	11	179	2
Opponent	26	334	0



1971 SEASON STATISTICS

1-13 | 5TH IN AFC EAST | HEAD COACH HARVEY JOHNSON

DATE	W/L	SCORE	OPP.	ATT.
9/19	L	37-49	Dallas	46,206
9/26	L	14-29	Miami	45,139
10/3	L	0-19	at Minnesota	47,900
10/10	L	0-43	Baltimore	46,206
10/17	L	17-28	at NY Jets	61,498
10/23	L	3-20	at San Diego	49,261
10/31	L	23-28	St. Louis	40,040
11/7	L	0-34	at Miami	61,061
11/14	L	33-38	at New England	57,446
11/21	L	7-20	NY Jets	41,577
11/28	W	27-20	New England	27,166
12/5	L	0-24	at Baltimore	58,476
12/12	L	14-20	Houston	28,107
12/19	L	9-22	at Kansas City	48,121

TEAM STATS	BILLS	OPP
Total Net Yards	3326	4604
Avg. Per Game	237.6	328.9
Total Plays	770	895
Avg. Per Play	4.3	5.1
Net Yards Rushing	1337	2496
Avg. Per Game	95.5	178.3
Total Rushes	320	562
Net Yards Passing	1989	2108
Avg. Per Game	142.1	150.6
Sacked / Yards Lost	49/421	30/225
Gross Yards	2410	2333
Attempts / Comp.	401/202	303/157
Completion Pct.	50.4	51.8
Interceptions	32	11
Touchdowns	21	45
Rushing	6	21
Passing	12	20
Returns	3	4
Total First Downs	185	250
Rushing	68	135
Passing	96	101
Penalty	21	14
Scoring	184	394
1st Quarter	38	82
2nd Quarter	62	110
3rd Quarter	43	83
4th Quarter	41	119
Punts / Average	75/40.9	66/39.0
Net Punting Avg.	75/34.5	66/33.8
Penalties / Yards	74/691	89/883
Fumbles / Lost	33/16	17/11

PASSING	Att	Cmp	Pct	Yds	Yd/A	TD	Int	Lg	Sack	Rate
Dennis Shaw	291	149	51.2	1813	6.23	11	26	75t	33	46.1
James Harris	103	51	49.5	512	4.97	1	6	62	16	43
Jim Braxton	3	1	33.3	49	16.33	0	0	49	0	81.9
Marlin Briscoe	2	1	50	36	18	0	0	36	0	95.8
O.J. Simpson	2	0	0	0	0	0	0	-	0	39.6
BILLS	401	202	50.4	2410	6.01	12	32	75t	49	45.8
Opponents	303	157	51.8	2333	7.7	20	11	-	30	84.2

RUSHING	No.	Yds	Avg	LG	TD
O.J. Simpson	183	742	4.05	46t	5
Wayne Patrick	79	332	4.2	41	1
Jim Braxton	21	84	4	14	0
Dennis Shaw	14	82	5.86	12	0
Greg Jones	16	53	3.31	11	0
James Harris	6	42	7	13	0
J.D. Hill	1	2	2	2	0
BILLS	320	1337	4.18	46t	6
Opponents	562	2496	4.44	-	21

RECEIVING	No.	Yds	Avg	LG	TD
Marlin Briscoe	44	603	13.7	75t	5
Wayne Patrick	36	327	9.1	62	0
Haven Moses	23	470	20.4	73t	2
O.J. Simpson	21	162	7.7	38	0
Jim Braxton	18	141	7.8	25	0
Greg Jones	16	113	7.1	21	1
Jan White	13	130	10	21	0
J.D. Hill	11	216	19.6	47t	2
Ted Koy	10	133	13.3	22	1
Bob Chandler	5	60	12	20	0
Ike Hill	5	55	11	26t	1
BILLS	202	2410	11.9	75t	12
Opponents	157	2333	14.9	-	20

KICKING	FGM	FGA	PCT	LONG	PAT
John Leyboldt	9	15	60	49	12
Grant Guthrie	3	10	30	51	8
BILLS	12	25	48	51	20
Opponents	25	38	65.8	48	45

PUNTING	PUNT	BLK	YDS	AVG	IN20
Spike Jones	72	1	2966	41.2	-
Dave Chapple	3	0	101	33.7	-
BILLS	75	1	3067	40.9	-
Opponents	66	0	2575	39	-

SCORING	TD	FGM	PTS
John Leyboldt	0	9	39
Marlin Briscoe	5	0	30
O.J. Simpson	5	0	30
Grant Guthrie	0	3	17
J.D. Hill	2	0	12
Ike Hill	2	0	12
Haven Moses	2	0	12
Robert James	1	0	6
Greg Jones	1	0	6
Ted Koy	1	0	6
Wayne Patrick	1	0	6
Alvin Wyatt	1	0	6
Edgar Chandler	0	0	2
BILLS	21	12	184
Opponent	45	25	394

INTERCEPTIONS	INT	YDS	TD
Robert James	4	25	0
John Pitts	2	12	0
Alvin Wyatt	1	30	0
Edgar Chandler	1	13	0
Paul Guidry	1	13	0
Al Andrews	1	0	0
Pete Richardson	1	0	0
BILLS	11	93	0
Opponent	32	418	3



1972 SEASON STATISTICS

4-9-1 | 4TH IN AFC EAST | HEAD COACH LOU SABAN

DATE	W/L	SCORE	OPP.	ATT.
9/17	L	24-41	NY Jets	46,206
9/24	W	27-20	San Francisco	45,845
10/1	L	0-17	Baltimore	46,206
10/8	W	38-14	New England	41,749
10/15	L	16-28	at Oakland	53,501
10/22	L	23-24	at Miami	80,010
10/29	L	21-38	Pittsburgh	45,882
11/5	L	16-30	Miami	46,206
11/12	L	3-41	at NY Jets	62,853
11/19	W	27-24	at New England	60,999
11/26	L	10-27	at Cleveland	70,104
12/3	L	7-35	at Baltimore	55,390
12/10	T	21-21	Detroit	41,583
12/17	W	24-17	at Washington	53,039

TEAM STATS	BILLS	OPP
Total Net Yards	3733	4192
Avg. Per Game	266.6	299.4
Total Plays	877	862
Avg. Per Play	4.3	4.9
Net Yards Rushing	2132	2241
Avg. Per Game	152.3	160.1
Total Rushes	512	532
Net Yards Passing	1601	1951
Avg. Per Game	114.4	139.4
Sacked / Yards Lost	49/411	22/197
Gross Yards	2012	2148
Attempts / Comp.	316/164	308/131
Completion Pct.	51.9	42.5
Interceptions	24	23
Touchdowns	30	47
Rushing	11	26
Passing	16	19
Returns	3	2
Total First Downs	221	249
Rushing	104	125
Passing	98	95
Penalty	19	29
3rd Down: Made / Att	74/206	79/192
3rd Down Pct.	35.9	41.1
Scoring	257	377
1st Quarter	35	79
2nd Quarter	95	92
3rd Quarter	38	89
4th Quarter	89	117
Punts / Average	80/38.8	65/39.5
Net Punting Avg.	80/34.3	65/37.0
Penalties / Yards	87/900	72/685
Fumbles / Lost	29/15	20/8

PASSING	Att	Cmp	Pct	Yds	Yd/A	TD	Int	Lg	Sack	Rate
Dennis Shaw	258	136	52.7	1666	6.46	14	17	58t	38	63.5
Mike Taliaferro	33	16	48.5	176	5.33	1	4	24	6	35.2
O.J. Simpson	8	5	62.5	113	14.13	1	0	34	1	145.8
Leo Hart	15	6	40	53	3.53	0	3	13	4	10.6
Spike Jones	2	1	50	4	2	0	0	4	0	56.3
BILLS	316	164	51.9	2012	6.37	16	24	58t	49	57.1
Opponents	308	131	42.5	2148	6.97	19	23	-	22	56

RUSHING	No.	Yds	Avg	LG	TD
O.J. Simpson	292	1251	4.28	94t	6
Jim Braxton	116	453	3.91	21	5
Dennis Shaw	35	138	3.94	16	0
Wayne Patrick	35	130	3.71	9	0
Randy Jackson	17	57	3.35	15	0
Bob Chandler	3	27	9	16	0
Leo Hart	5	19	3.8	16	0
Mike Taliaferro	5	19	3.8	14	0
Spike Jones	2	18	9	10	0
J.D. Hill	1	11	11	11	0
Ted Koy	1	9	9	9	0
BILLS	512	2132	4.16	94t	11
Opponents	532	2241	4.21	-	26

RECEIVING	No.	Yds	Avg	LG	TD
J.D. Hill	52	754	14.5	58t	5
Bob Chandler	33	528	16	43t	5
O.J. Simpson	27	198	7.3	25	0
Jim Braxton	24	232	9.7	25	1
Jan White	12	148	12.3	18	2
Wayne Patrick	8	42	5.3	10	1
Haven Moses	3	60	20	25t	1
Randy Jackson	2	21	10.5	13t	1
Dwight Harrison	1	16	16	16	0
Ted Koy	1	9	9	9	0
Dave Washington	1	4	4	4	0
BILLS	164	2012	12.3	58t	16
Opponents	131	2148	16.4	-	19

KICKING	FGM	FGA	PCT	LONG	PAT
John Leypoldt	16	24	66.7	48	29
BILLS	16	24	66.7	48	29
Opponents	16	27	59.3	54	47

PUNTING	PUNT	BLK	YDS	AVG	IN20
Spike Jones	80	1	3104	38.8	-
BILLS	80	1	3104	38.8	-
Opponents	65	0	2570	39.5	-

SCORING	TD	FGM	PTS
John Leypoldt	0	16	77
Jim Braxton	6	0	36
O.J. Simpson	6	0	36
Bob Chandler	5	0	30
J.D. Hill	5	0	30
Jan White	2	0	12
Tony Greene	1	0	6
Randy Jackson	1	0	6
Ken Lee	1	0	6
Haven Moses	1	0	6
Wayne Patrick	1	0	6
Alvin Wyatt	1	0	6
BILLS	30	16	257
Opponent	47	16	377

INTERCEPTIONS	INT	YDS	TD
Ken Lee	6	155	1
Maurice Tyler	4	61	0
Alvin Wyatt	4	52	1
Tony Greene	3	45	1
Dale Farley	1	42	0
John Pitts	1	10	0
Dave Washington	1	4	0
Paul Guidry	1	0	0
Robert James	1	0	0
Mike Stratton	1	0	0
BILLS	23	369	3
Opponent	24	305	1



1973 SEASON STATISTICS

9-5 | 2ND IN AFC EAST | HEAD COACH LOU SABAN

DATE	W/L	SCORE	OPP.	ATT.
9/16	W	31-13	at New England	56,119
9/23	L	7-34	at San Diego	47,588
9/30	W	9-7	NY Jets	77,425
10/7	W	27-26	Philadelphia	72,364
10/14	W	31-13	Baltimore	78,875
10/21	L	6-27	at Miami	65,241
10/29	W	23-14	Kansas City	76,071
11/4	L	0-13	at New Orleans	74,770
11/11	L	13-16	Cincinnati	76,927
11/18	L	0-17	Miami	77,138
11/25	W	24-17	at Baltimore	52,250
12/2	W	17-6	at Atlanta	54,607
12/9	W	37-13	New England	72,470
12/16	W	34-14	at NY Jets	47,740

TEAM STATS	BILLS	OPP
Total Net Yards	4085	3915
Avg. Per Game	291.8	279.6
Total Plays	849	855
Avg. Per Play	4.8	4.6
Net Yards Rushing	3088	1797
Avg. Per Game	220.6	128.4
Total Rushes	605	455
Net Yards Passing	997	2118
Avg. Per Game	71.2	151.3
Sacked / Yards Lost	31/239	32/276
Gross Yards	1236	2394
Attempts / Comp.	213/96	368/166
Completion Pct.	45.1	45.1
Interceptions	14	14
Touchdowns	28	25
Rushing	20	11
Passing	4	12
Returns	4	2
Total First Downs	219	231
Rushing	152	101
Passing	60	112
Penalty	7	18
3rd Down: Made / Att	73/190	71/194
3rd Down Pct.	38.4	36.6
Scoring	259	230
1st Quarter	64	58
2nd Quarter	71	84
3rd Quarter	61	38
4th Quarter	63	50
Punts / Average	66/40.3	63/39.8
Net Punting Avg.	66/35.6	63/34.8
Penalties / Yards	75/744	53/485
Fumbles / Lost	27/13	30/19

PASSING	Att	Cmp	Pct	Yds	Yd/A	TD	Int	Lg	Sack	Rate
Joe Ferguson	164	73	44.5	939	5.73	4	10	42	20	45.8
Dennis Shaw	46	22	47.8	300	6.52	0	4	40	11	32.9
Bob Chandler	1	0	0	0	0	0	0	-	0	39.6
O.J. Simpson	2	1	50	-3	-1.5	0	0	-3	0	56.3
BILLS	213	96	45.1	1236	5.8	4	14	42	31	42.7
Opponents	368	166	45.1	2394	6.51	12	14	-	32	61.8

RUSHING	No.	Yds	Avg	LG	TD
O.J. Simpson	332	2003	6.03	80t	12
Jim Braxton	108	494	4.57	36	4
Larry Watkins	98	414	4.22	17	2
Joe Ferguson	48	147	3.06	24	2
Pete Van Valkenberg	2	20	10	12	0
Bo Cornell	4	13	3.25	7	0
Steve Jones	3	9	3	7	0
Dennis Shaw	4	2	0.5	1	0
Spike Jones	1	0	0	0	0
Bob Chandler	5	-14	-2.8	18	0
BILLS	605	3088	5.1	80t	20
Opponents	455	1797	3.95	-	11

RECEIVING	No.	Yds	Avg	LG	TD
Bob Chandler	30	427	14.2	37t	3
J.D. Hill	29	422	14.6	42	0
Larry Watkins	12	86	7.2	28	1
Paul Seymour	10	114	11.4	22	0
Jim Braxton	6	101	16.8	37	0
O.J. Simpson	6	70	11.7	24	0
Ray Jarvis	1	12	12	12	0
Pete Van Valkenberg	1	7	7	7	0
Joe Ferguson	1	-3	-3	-3	0
BILLS	96	1236	12.9	42	4
Opponents	166	2394	14.4	-	12

KICKING	FGM	FGA	PCT	LONG	PAT
John Leypoldt	21	30	70	52	27
BILLS	21	30	70	52	27
Opponents	19	34	55.9	51	23

PUNTING	PUNT	BLK	YDS	AVG	IN20
Spike Jones	66	0	2660	40.3	-
BILLS	66	0	2660	40.3	-
Opponents	63	1	2507	39.8	-

SCORING	TD	FGM	PTS
John Leypoldt	0	21	90
O.J. Simpson	12	0	72
Jim Braxton	4	0	24
Bob Chandler	3	0	19
Larry Watkins	3	0	18
Joe Ferguson	2	0	12
Wallace Francis	2	0	12
Bill Cahill	1	0	6
Dwight Harrison	1	0	6
BILLS	28	21	259
Opponent	25	19	230

INTERCEPTIONS	INT	YDS	TD
Dwight Harrison	5	117	1
Jim Cheyunski	3	31	0
Ernie Kellerman	2	23	0
Donnie Walker	1	22	0
Leon Garror	1	0	0
Tony Greene	1	0	0
Robert James	1	0	0
Ken Stone	0	31	0
BILLS	14	224	1
Opponent	14	149	0



1974 SEASON STATISTICS

9-5 | 2ND IN AFC EAST | HEAD COACH LOU SABAN

DATE	W/L	SCORE	OPP.	ATT.
9/16	W	21-20	Oakland	79,876
9/22	L	16-24	Miami	78,990
9/29	W	16-12	NY Jets	76,978
10/6	W	27-7	at Green Bay	56,267
10/13	W	27-14	at Baltimore	40,626
10/20	W	30-28	New England	78,935
10/27	W	16-6	Chicago	77,910
11/3	W	29-28	at New England	58,932
11/10	L	9-21	Houston	79,223
11/17	L	28-35	at Miami	69,313
11/24	W	15-10	at Cleveland	66,504
12/1	W	6-0	Baltimore	75,325
12/8	L	10-20	at NY Jets	32,805
12/15	L	14-19	at Los Angeles	84,324
AFC DIVISIONAL PLAYOFF				
12/22	L	14-32	at Pittsburgh	48,321

TEAM STATS	BILLS	OPP
Total Net Yards	3586	3489
Avg. Per Game	256.1	249.2
Total Plays	829	832
Avg. Per Play	4.3	4.2
Net Yards Rushing	2094	1878
Avg. Per Game	149.6	134.1
Total Rushes	545	489
Net Yards Passing	1492	1611
Avg. Per Game	106.6	115.1
Sacked / Yards Lost	33/236	32/287
Gross Yards	1728	1898
Attempts / Comp.	251/128	311/146
Completion Pct.	51	46.9
Interceptions	15	20
Touchdowns	30	32
Rushing	11	19
Passing	14	11
Returns	5	2
Total First Downs	220	219
Rushing	118	96
Passing	85	97
Penalty	17	26
3rd Down: Made / Att	68/184	77/199
3rd Down Pct.	37	38.7
Scoring	264	244
1st Quarter	53	28
2nd Quarter	84	64
3rd Quarter	37	77
4th Quarter	90	75
Overtime	0	0
Punts / Average	69/40.6	77/37.1
Net Punting Avg.	69/34.5	77/31.1
Penalties / Yards	79/706	73/597
Fumbles / Lost	32/14	26/11

PASSING	Att	Cmp	Pct	Yds	Yd/A	TD	Int	Lg	Sack	Rate
Joe Ferguson	232	119	51.3	1588	6.84	12	12	55t	32	69
Gary Marangi	18	9	50	140	7.78	2	3	44t	1	73.6
O.J. Simpson	1	0	0	0	0	0	0	-	0	39.6
BILLS	251	128	51	1728	6.88	14	15	55t	33	67
Opponents	311	146	46.9	1898	6.1	11	20	-	32	51.6

RUSHING	No.	Yds	Avg	LG	TD
O.J. Simpson	270	1125	4.17	41t	3
Jim Braxton	146	543	3.72	21t	4
Gary Watkins	41	170	4.15	13	2
Joe Ferguson	54	111	2.06	15	2
Don Calhoun	21	88	4.19	15	0
Gary Hayman	7	31	4.43	8	0
Gary Marangi	4	20	5	16	0
Wayne Mosley	2	6	3	4	0
BILLS	545	2094	3.84	41t	11
Opponents	489	1878	3.84	-	19

RECEIVING	No.	Yds	Avg	LG	TD
Ahmad Rashad	36	433	12	29	4
J.D. Hill	32	572	17.9	55t	6
Jim Braxton	18	171	9.5	15	0
Paul Seymour	15	246	16.4	40t	2
O.J. Simpson	15	189	12.6	29t	1
Bob Chandler	7	88	12.6	21	1
Don Calhoun	2	10	5	7	0
Ed Jenkins	1	12	12	12	0
Larry Watkins	1	7	7	7	0
Donnie Green	1	0	0	0	0
BILLS	128	1728	13.5	55t	14
Opponents	146	1898	13	-	11

KICKING	FGM	FGA	PCT	LONG	PAT
John Leypoldt	19	33	57.6	47	25
BILLS	19	33	57.6	47	25
Opponents	8	15	53.3	42	28

PUNTING	PUNT	BLK	YDS	AVG	IN20
Spike Jones	35	0	1305	37.3	-
Marv Bateman	34	0	1494	43.9	-
BILLS	69	0	2799	40.6	-
Opponents	77	0	2856	37.1	-

SCORING	TD	FGM	PTS
John Leypoldt	0	19	82
J.D. Hill	6	0	36
Ahmad Rashad	6	0	36
Jim Braxton	4	0	24
O.J. Simpson	4	0	24
Joe Ferguson	2	0	12
Paul Seymour	2	0	12
Dave Washington	2	0	12
Larry Watkins	2	0	12
Bob Chandler	1	0	6
Neal Craig	1	0	6
Mike Kadish	0	0	2
BILLS	30	19	264
Opponent	32	8	244

INTERCEPTIONS	INT	YDS	TD
Tony Greene	9	157	0
Robert James	3	13	0
Dave Washington	2	72	1
Neal Craig	1	55	1
Merv Krakau	1	37	0
Rich Lewis	1	33	0
Dwight Harrison	1	24	0
Doug Allen	1	16	0
Jim Cheyunscki	1	6	0
BILLS	20	413	2
Opponent	15	183	1



1975 SEASON STATISTICS

3-6 | 3RD IN AFC EAST | HEAD COACH LOU SABAN

DATE	W/L	SCORE	OPP.	ATT.
9/21	W	42-14	NY Jets	77,895
9/28	W	30-21	at Pittsburgh	49,348
10/5	W	38-14	Denver	79,864
10/12	W	38-31	at Baltimore	43,907
10/20	L	14-17	NY Giants	79,518
10/26	L	30-35	Miami	79,141
11/2	W	24-23	at NY Jets	58,343
11/9	L	35-42	Baltimore	77,320
11/17	L	24-33	at Cincinnati	56,666
11/23	W	45-31	New England	65,655
11/27	W	32-14	at St. Louis	41,899
12/7	L	21-31	at Miami	78,701
12/14	W	34-14	at New England	58,393
12/20	L	13-35	Minnesota	54,993

TEAM STATS	BILLS	OPP
Total Net Yards	5467	5073
Avg. Per Game	390.5	362.4
Total Plays	964	941
Avg. Per Play	5.7	5.4
Net Yards Rushing	2974	1993
Avg. Per Game	212.4	142.4
Total Rushes	588	480
Net Yards Passing	2493	3080
Avg. Per Game	178.1	220
Sacked / Yards Lost	22/168	30/275
Gross Yards	2661	3355
Attempts / Comp.	354/182	431/237
Completion Pct.	51.4	55
Interceptions	19	25
Touchdowns	57	47
Rushing	26	21
Passing	28	25
Returns	3	1
Total First Downs	318	300
Rushing	162	124
Passing	132	151
Penalty	24	25
3rd Down: Made / Att	98/197	87/187
3rd Down Pct.	49.7	46.5
Scoring	420	355
1st Quarter	97	65
2nd Quarter	121	132
3rd Quarter	112	62
4th Quarter	90	96
Overtime	0	0
Punts / Average	61/41.6	59/40.5
Net Punting Avg.	61/37.4	59/35.8
Penalties / Yards	90/748	82/651
Fumbles / Lost	24/15	42/20

PASSING	Att	Cmp	Pct	Yds	Yd/A	TD	Int	Lg	Sack	Rate
Joe Ferguson	321	169	52.6	2426	7.56	25	17	77t	20	81.3
Gary Marangi	33	13	39.4	235	7.12	3	2	64t	2	69.6
BILLS	354	182	51.4	2661	7.52	28	19	77t	22	80.2
Opponents	431	237	55	3355	7.78	25	25	-	30	75.5

RUSHING	No.	Yds	Avg	LG	TD
O.J. Simpson	329	1817	5.52	88t	16
Jim Braxton	186	823	4.42	29	9
Joe Ferguson	23	82	3.57	17	1
Don Calhoun	19	80	4.21	11	0
Gary Marangi	7	78	11.14	30	0
Vic Washington	9	49	5.44	9	0
Gary Hayman	10	30	3	7	0
Clint Haslerig	2	9	4.5	6	0
Bob Chandler	2	5	2.5	5	0
J.D. Hill	1	1	1	1	0
BILLS	588	2974	5.06	88t	26
Opponents	480	1993	4.15	-	21

RECEIVING	No.	Yds	Avg	LG	TD
Bob Chandler	55	746	13.6	35	6
J.D. Hill	36	667	18.5	77t	7
O.J. Simpson	28	426	15.2	64t	7
Jim Braxton	26	282	10.8	32	4
Paul Seymour	19	268	14.1	32	1
Reuben Gant	9	107	11.9	19t	2
John Holland	7	144	20.6	63	1
Vic Washington	2	21	10.5	15	0
BILLS	182	2661	14.6	77t	28
Opponents	237	3355	14.2	-	25

KICKING	FGM	FGA	PCT	LONG	PAT
John Leypoldt	9	16	56.3	45	51
BILLS	9	16	56.3	45	51
Opponents	9	16	56.3	42	46

PUNTING	PUNT	BLK	YDS	AVG	IN20
Marv Bateman	61	2	2536	41.6	-
BILLS	61	2	2536	41.6	-
Opponents	59	0	2389	40.5	-

SCORING	TD	FGM	PTS
O.J. Simpson	23	0	138
Jim Braxton	13	0	78
John Leypoldt	0	9	78
J.D. Hill	7	0	42
Bob Chandler	6	0	36
Reuben Gant	2	0	12
Joe Ferguson	1	0	6
Steve Freeman	1	0	6
John Holland	1	0	6
Mike Kadish	1	0	6
Paul Seymour	1	0	6
Pat Toomay	1	0	6
BILLS	57	9	420
Opponent	47	9	355

INTERCEPTIONS	INT	YDS	TD
Dwight Harrison	8	99	0
Tony Greene	6	81	0
Ed Jones	3	13	0
Ike Thomas	2	74	0
Steve Freeman	2	44	1
Pat Toomay	1	44	1
Charlie Ford	1	19	0
Merv Krakau	1	2	0
John Skorupan	1	0	0
BILLS	25	376	2
Opponent	19	262	0



1976 SEASON STATISTICS

2-12 | 5TH IN AFC EAST | HEAD COACH LOU SABAN & JIM RINGO

DATE	W/L	SCORE	OPP.	ATT.
9/13	L	21-30	Miami	77,683
9/19	L	3-13	Houston	61,364
9/26	W	14-9	at Tampa Bay	44,505
10/3	W	50-17	Kansas City	51,909
10/10	L	14-17	at NY Jets	53,416
10/17	L	13-31	Baltimore	71,009
10/24	L	22-26	New England	45,144
10/31	L	14-19	NY Jets	41,285
11/7	L	10-20	at New England	61,157
11/15	L	10-17	at Dallas	51,779
11/21	L	13-34	San Diego	41,701
11/25	L	14-27	at Detroit	66,875
12/5	L	27-45	at Miami	43,475
12/12	L	20-58	at Baltimore	50,451

TEAM STATS	BILLS	OPP
Total Net Yards	4404	4730
Avg. Per Game	314.6	337.9
Total Plays	964	898
Avg. Per Play	4.6	5.3
Net Yards Rushing	2566	2465
Avg. Per Game	183.3	176.1
Total Rushes	548	533
Net Yards Passing	1838	2265
Avg. Per Game	131.3	161.8
Sacked / Yards Lost	33/246	28/210
Gross Yards	2084	2475
Attempts / Comp.	383/156	337/163
Completion Pct.	40.7	48.4
Interceptions	17	19
Touchdowns	30	41
Rushing	11	19
Passing	16	18
Returns	3	4
Total First Downs	250	262
Rushing	135	128
Passing	102	110
Penalty	13	24
3rd Down: Made / Att	81/216	69/187
3rd Down Pct.	37.5	36.9
Scoring	245	363
1st Quarter	35	50
2nd Quarter	67	140
3rd Quarter	58	96
4th Quarter	85	77
Overtime	0	0
Punts / Average	87/42.3	72/38.5
Net Punting Avg.	87/28.6	72/35.4
Penalties / Yards	91/797	92/704
Fumbles / Lost	45/26	37/23

PASSING	Att	Cmp	Pct	Yds	Yd/A	TD	Int	Lg	Sack	Rate
Joe Ferguson	151	74	49	1086	7.19	9	1	58t	11	90
Gary Marangi	232	82	35.3	998	4.3	7	16	39	22	30.8
BILLS	383	156	40.7	2084	5.44	16	17	58t	33	54.1
Opponents	337	163	48.4	2475	7.34	18	19	-	28	67.3

RUSHING	No.	Yds	Avg	LG	TD
O.J. Simpson	290	1503	5.18	75t	8
Jeff Kinney	116	475	4.09	22	1
Gary Marangi	39	230	5.9	21	2
Roland Hooks	25	116	4.64	24	0
Joe Ferguson	18	81	4.5	19	0
Vic Washington	22	65	2.95	10	0
Eddie Ray	24	56	2.33	7	0
Darnell Powell	11	40	3.64	20	0
Jim Braxton	1	0	0	0	0
Bob Chandler	1	0	0	0	0
Emmett Edwards	1	0	0	0	0
BILLS	548	2566	4.68	75t	11
Opponents	533	2465	4.62	-	19

RECEIVING	No.	Yds	Avg	LG	TD
Bob Chandler	61	824	13.5	58t	10
O.J. Simpson	22	259	11.8	43	1
Paul Seymour	16	169	10.6	22	0
John Holland	15	299	19.9	58t	2
Jeff Kinney	14	78	5.6	15	0
Reuben Gant	12	263	21.9	39	3
Roland Hooks	6	72	12	28	0
Vic Washington	3	29	9.7	11	0
Eddie Ray	3	26	8.7	15	0
Emmett Edwards	2	53	26.5	46	0
Mike Montler	1	6	6	6	0
Darnell Powell	1	6	6	6	0
BILLS	156	2084	13.4	58t	16
Opponents	163	2475	15.2	-	18

KICKING	FGM	FGA	PCT	LONG	PAT
George Jakowenko	12	17	70.6	49	21
Benny Ricardo	1	4	25	42	2
John Leypoldt	0	3	0	-	3
BILLS	13	24	54.2	49	26
Opponents	26	30	86.7	54	39

PUNTING	PUNT	BLK	YDS	AVG	IN20
Marv Bateman	86	1	3678	42.8	16
BILLS	87	1	3678	42.3	16
Opponents	72	0	2771	38.5	-

SCORING	TD	FGM	PTS
Bob Chandler	10	0	60
George Jakowenko	0	12	57
O.J. Simpson	9	0	54
Reuben Gant	3	0	18
John Holland	3	0	18
Gary Marangi	2	0	12
Tony Greene	1	0	6
Jeff Kinney	1	0	6
Keith Moody	1	0	6
Benny Ricardo	0	1	5
John Leypoldt	0	0	3
BILLS	30	13	245
Opponent	41	26	363

INTERCEPTIONS	INT	YDS	TD
Tony Greene	5	135	1
Keith Moody	3	63	0
Doug Jones	3	5	0
Dan Jilek	2	33	0
Mario Clark	2	21	0
Dwight Harrison	1	18	0
John Skorupan	1	13	0
Sherman White	1	5	0
Merv Krakau	1	0	0
BILLS	19	293	1
Opponent	17	246	0



1977 SEASON STATISTICS

3-11 | T-4TH IN AFC EAST | HEAD COACH JIM RINGO

DATE	W/L	SCORE	OPP.	ATT.
9/18	L	0-13	Miami	76,097
9/25	L	6-26	at Denver	74,897
10/2	L	14-17	at Baltimore	49,247
10/9	L	19-24	NY Jets	32,046
10/16	W	3-0	Atlanta	27,348
10/23	L	16-27	Cleveland	60,905
10/30	L	17-56	at Seattle	61,180
11/6	W	24-14	at New England	60,263
11/13	L	13-31	Baltimore	39,444
11/20	L	7-20	New England	27,598
11/28	L	13-34	at Oakland	51,558
12/4	L	0-10	Washington	22,975
12/11	W	14-10	at NY Jets	31,929
12/17	L	14-31	at Miami	39,626

TEAM STATS	BILLS	OPP
Total Net Yards	4391	4453
Avg. Per Game	313.6	318.1
Total Plays	944	922
Avg. Per Play	4.7	4.8
Net Yards Rushing	1861	2405
Avg. Per Game	132.9	171.8
Total Rushes	450	589
Net Yards Passing	2530	2048
Avg. Per Game	180.7	146.3
Sacked / Yards Lost	36/273	17/165
Gross Yards	2803	2213
Attempts / Comp.	458/221	316/155
Completion Pct.	48.3	49.1
Interceptions	24	21
Touchdowns	19	39
Rushing	3	21
Passing	12	17
Returns	4	1
Total First Downs	246	260
Rushing	93	134
Passing	141	98
Penalty	12	28
3rd Down: Made / Att	75/197	87/197
3rd Down Pct.	38.1	44.2
Scoring	160	313
1st Quarter	41	57
2nd Quarter	39	113
3rd Quarter	33	81
4th Quarter	47	62
Overtime	0	0
Punts / Average	83/38.9	73/36.2
Net Punting Avg.	83/28.5	73/30.6
Penalties / Yards	87/866	71/638
Fumbles / Lost	36/20	21/12

PASSING	Att	Cmp	Pct	Yds	Yd/A	TD	Int	Lg	Sack	Rate
Joe Ferguson	457	221	48.4	2803	6.13	12	24	42	36	54.8
O.J. Simpson	1	0	0	0	0	0	0	-	0	39.6
BILLS	458	221	48.3	2803	6.12	12	24	42	36	54.7
Opponents	316	155	49.1	2213	7	17	21	-	17	62.4

RUSHING	No.	Yds	Avg	LG	TD
O.J. Simpson	126	557	4.42	39	0
Roland Hooks	128	497	3.88	66	0
Jim Braxton	113	372	3.29	12	1
Joe Ferguson	41	279	6.8	41	2
Mike Collier	31	116	3.74	15	0
Curtis Brown	8	34	4.25	9	0
Lou Piccone	1	6	6	6	0
Marv Bateman	1	0	0	0	0
Mike Franckowiak	1	0	0	0	0
BILLS	548	2566	4.68	75t	11
Opponents	533	2465	4.62	-	19

RECEIVING	No.	Yds	Avg	LG	TD
Bob Chandler	60	745	12.4	31	4
Jim Braxton	43	461	10.7	27	1
Reuben Gant	41	646	15.8	39	2
Lou Piccone	17	240	14.1	25	2
Roland Hooks	16	195	12.2	33	0
O.J. Simpson	16	138	8.6	18	0
John Kimbrough	10	207	20.7	42	2
John Holland	8	107	13.4	27	0
Curtis Brown	5	20	4	12t	1
Mike Collier	3	23	7.7	11	0
Paul Seymour	2	21	10.5	11	0
BILLS	221	2803	12.7	42	12
Opponents	155	2213	14.3	-	17

KICKING	FGM	FGA	PCT	LONG	PAT
Carson Long	7	11	63.6	45	13
Neil O'Donoghue	2	6	33.3	30	4
BILLS	9	17	52.9	45	17
Opponents	14	21	66.7	48	37

PUNTING	PUNT	BLK	YDS	AVG	IN20
Marv Bateman	81	2	3229	39.9	14
BILLS	83	2	3229	38.9	14
Opponents	73	1	2646	36.2	-

SCORING	TD	FGM	PTS
Carson Long	0	7	34
Bob Chandler	4	0	24
John Kimbrough	3	0	18
Jim Braxton	2	0	12
Joe Ferguson	2	0	12
Reuben Gant	2	0	12
Lou Piccone	2	0	12
Neil O'Donoghue	0	2	10
Curtis Brown	1	0	6
Bo Cornell	1	0	6
Doug Jones	1	0	6
Keith Moody	1	0	6
Tony Greene	0	0	2
BILLS	19	9	160
Opponent	39	14	313

INTERCEPTIONS	INT	YDS	TD
Tony Greene	9	144	0
Mario Clark	7	151	0
Doug Jones	2	30	1
Dwight Harrison	2	0	0
Steve Freeman	1	4	0
BILLS	21	329	1
Opponent	24	326	0



1978 SEASON STATISTICS

5-11 | T-4TH IN AFC EAST | HEAD COACH CHUCK KNOX

DATE	W/L	SCORE	OPP.	ATT.
9/3	L	17-28	Pittsburgh	64,147
9/10	L	20-21	NY Jets	40,985
9/17	L	24-31	at Miami	48,373
9/24	W	24-17	Baltimore	55,270
10/1	W	28-13	Kansas City	47,310
10/8	L	14-45	at NY Jets	44,545
10/15	L	10-17	at Houston	47,727
10/22	W	5-0	Cincinnati	47,754
10/29	L	20-41	at Cleveland	51,409
11/5	L	10-14	New England	44,897
11/12	L	24-25	Miami	48,623
11/19	L	10-31	at Tampa Bay	61,383
11/26	W	41-17	NY Giants	28,496
12/3	L	10-14	at Kansas City	25,781
12/10	L	24-26	at New England	59,598
12/17	W	21-14	at Baltimore	25,415

TEAM STATS	BILLS	OPP
Total Net Yards	4630	5188
Avg. Per Game	289.4	324.3
Total Plays	974	1016
Avg. Per Play	4.8	5.1
Net Yards Rushing	2381	3228
Avg. Per Game	148.8	201.8
Total Rushes	556	677
Net Yards Passing	2249	1960
Avg. Per Game	140.6	122.5
Sacked / Yards Lost	30/254	22/196
Gross Yards	2503	2156
Attempts / Comp.	388/203	317/167
Completion Pct.	52.3	52.7
Interceptions	17	14
Touchdowns	39	46
Rushing	15	23
Passing	21	20
Returns	3	3
Total First Downs	274	305
Rushing	132	171
Passing	113	104
Penalty	29	30
3rd Down: Made / Att	88/211	100/209
3rd Down Pct.	41.7	47.8
Scoring	302	354
1st Quarter	41	69
2nd Quarter	96	118
3rd Quarter	43	89
4th Quarter	122	78
Overtime	0	0
Punts / Average	89/37.9	71/36.5
Net Punting Avg.	89/30.2	71/30.7
Penalties / Yards	120/1103	98/941
Fumbles / Lost	34/17	27/16

PASSING	Att	Cmp	Pct	Yds	Yd/A	TD	Int	Lg	Sack	Rate
Joe Ferguson	330	175	53	2136	6.47	16	15	92t	29	70.5
Bill Munson	43	24	55.8	328	7.63	4	2	43	0	92
Dave Mays	15	4	26.7	39	2.6	1	0	19	1	61.8
BILLS	388	203	52.3	2503	6.45	21	17	92t	30	72.3
Opponents	317	167	52.7	2156	6.8	20	14	-	22	77

RUSHING	No.	Yds	Avg	LG	TD
Terry Miller	238	1060	4.45	60t	7
Curtis Brown	128	591	4.62	58t	4
Roland Hooks	76	358	4.71	66	2
Dennis Johnson	55	222	4.04	30	2
Joe Ferguson	27	76	2.81	12	0
Jim Braxton	30	73	2.43	5	0
Reuben Gant	1	14	14	14	0
Rusty Jackson	1	-13	-13	-13	0
BILLS	556	2381	4.28	66	15
Opponents	677	3228	4.77	-	23

RECEIVING	No.	Yds	Avg	LG	TD
Bob Chandler	44	581	13.2	44	5
Frank Lewis	41	735	17.9	92t	7
Reuben Gant	34	408	12	25	5
Terry Miller	22	246	11.2	52	0
Curtis Brown	18	130	7.2	31	0
Roland Hooks	15	110	7.3	21	1
Dennis Johnson	10	83	8.3	28	0
Lou Piccone	7	71	10.1	15	2
Jim Braxton	5	38	7.6	12	0
Larry Walton	4	66	16.5	32t	1
Leonard Willis	2	41	20.5	23	0
Joe Ferguson	1	-6	-6	-6	0
BILLS	203	2503	12.3	92t	21
Opponents	167	2156	12.9	-	20

KICKING	FGM	FGA	PCT	LONG	PAT
Tom Dempsey	10	13	76.9	46	36
BILLS	10	13	76.9	46	36
Opponents	11	21	52.4	48	43

PUNTING	PUNT	BLK	YDS	AVG	IN20
Rusty Jackson	87	2	3373	38.8	19
BILLS	89	2	3373	37.9	19
Opponents	71	1	2588	36.5	-

SCORING	TD	FGM	PTS
Tom Dempsey	0	10	66
Frank Lewis	7	0	42
Terry Miller	7	0	42
Curtis Brown	5	0	30
Bob Chandler	5	0	30
Reuben Gant	5	0	30
Roland Hooks	3	0	18
Lou Piccone	2	0	14
Dennis Johnson	2	0	12
Keith Moody	1	0	6
Charles Romes	1	0	6
Larry Walton	1	0	6
BILLS	39	10	302
Opponent	46	11	354

INTERCEPTIONS	INT	YDS	TD
Mario Clark	5	29	0
Shane Nelson	3	69	0
Tony Greene	3	56	0
Charles Romes	2	95	1
Lucius Sanford	1	41	0
BILLS	14	290	1
Opponent	17	219	1



1979 SEASON STATISTICS

7-9 | 4TH IN AFC EAST | HEAD COACH CHUCK KNOX

DATE	W/L	SCORE	OPP.	ATT.
9/2	L	7-9	Miami	69,441
9/9	W	51-24	Cincinnati	43,504
9/16	L	19-27	at San Diego	50,709
9/23	W	46-31	NY Jets	68,731
9/30	W	31-13	at Baltimore	31,904
10/7	L	0-7	Chicago	73,383
10/14	L	7-17	at Miami	45,597
10/21	L	13-14	Baltimore	50,581
10/28	W	20-17	at Detroit	61,911
11/4	L	6-26	New England	67,935
11/11	W	14-12	at NY Jets	50,647
11/18	W	19-12	Green Bay	39,679
11/25	W	16-13 OT	at New England	60,991
12/2	L	16-19	Denver	37,886
12/9	L	3-10	at Minnesota	42,339
12/16	L	0-28	at Pittsburgh	48,002

TEAM STATS	BILLS	OPP
Total Net Yards	4837	5011
Avg. Per Game	302.3	313.2
Total Plays	982	1022
Avg. Per Play	4.9	4.9
Net Yards Rushing	1621	2481
Avg. Per Game	101.3	155.1
Total Rushes	474	617
Net Yards Passing	3216	2530
Avg. Per Game	201	158.1
Sacked / Yards Lost	43/387	23/183
Gross Yards	3603	2713
Attempts / Comp.	465/241	382/193
Completion Pct.	51.8	50.5
Interceptions	15	24
Touchdowns	30	34
Rushing	11	18
Passing	14	14
Returns	5	2
Total First Downs	252	273
Rushing	83	137
Passing	147	117
Penalty	22	19
3rd Down: Made / Att	86/228	98/233
3rd Down Pct.	37.7	42.1
Scoring	268	279
1st Quarter	21	54
2nd Quarter	73	91
3rd Quarter	95	50
4th Quarter	76	84
Overtime	3	0
Punts / Average	96/38.2	92/38.5
Net Punting Avg.	96/30.2	92/34.7
Penalties / Yards	104/887	106/788
Fumbles / Lost	32/19	31/17

PASSING	Att	Cmp	Pct	Yds	Yd/A	TD	Int	Lg	Sack	Rate
Joe Ferguson	458	238	52	3572	7.8	14	15	84t	43	74.4
Bill Munson	7	3	42.9	31	4.43	0	0	16	0	56.3
BILLS	465	241	51.8	3603	7.75	14	15	84t	43	74.2
Opponents	382	193	50.5	2713	7.1	14	24	-	23	59.8

RUSHING	No.	Yds	Avg	LG	TD
Curtis Brown	172	574	3.34	25	1
Terry Miller	139	484	3.48	75	1
Roland Hooks	89	320	3.6	32t	6
Mike Collier	34	130	3.82	22	2
Joe Ferguson	22	68	3.09	15	1
Steve Powell	10	29	2.9	9	0
Jerry Butler	2	13	6.5	12	0
Dennis Johnson	3	5	1.67	2	0
Nick Mike-Mayer	1	4	4	4	0
Frank Lewis	2	-6	-3	-1	0
BILLS	474	1621	3.42	75	11
Opponents	617	2481	4.02	-	18

RECEIVING	No.	Yds	Avg	LG	TD
Frank Lewis	54	1082	20	55	2
Jerry Butler	48	834	17.4	75t	4
Curtis Brown	39	401	10.3	84t	3
Lou Piccone	33	556	16.8	49	2
Roland Hooks	26	254	9.8	42	0
Reuben Gant	19	245	12.9	22	2
Terry Miller	10	111	11.1	52	0
Mike Collier	7	43	6.1	19	0
Joe Shipp	3	43	14.3	27	1
Danny Fulton	2	34	17	18	0
BILLS	241	3603	15	84t	14
Opponents	193	2713	14.1	-	14

KICKING	FGM	FGA	PCT	LONG	PAT
Nick Mike-Mayer	20	29	69	42	17
Tom Dempsey	1	4	25	18	8
BILLS	21	33	63.6	42	25
Opponents	16	31	51.6	47	27

PUNTING	PUNT	BLK	YDS	AVG	IN20
Rusty Jackson	96	0	3671	38.2	14
BILLS	96	0	3671	38.2	14
Opponents	92	1	3543	38.5	-

SCORING	TD	FGM	PTS
Nick Mike-Mayer	0	20	77
Roland Hooks	6	0	36
Curtis Brown	4	0	24
Jerry Butler	4	0	24
Mike Collier	2	0	12
Reuben Gant	2	0	12
Frank Lewis	2	0	12
Lou Piccone	2	0	12
Tom Dempsey	0	1	11
Joe Ferguson	1	0	6
Steve Freeman	1	0	6
Terry Miller	1	0	6
Isiah Robertson	1	0	6
Charles Rome	1	0	6
Lucius Sanford	1	0	6
Joe Shipp	1	0	6
Fred Smerlas	1	0	6
BILLS	30	21	268
Opponent	34	16	279

INTERCEPTIONS	INT	YDS	TD
Jeff Nixon	6	81	0
Mario Clark	5	95	0
Steve Freeman	3	62	1
Lucius Sanford	2	44	0
Isiah Robertson	2	29	1
Jim Haslett	2	15	0
Doug Greene	1	21	0
Shane Nelson	1	13	0
Tony Greene	1	10	0
Charles Rome	1	0	0
BILLS	24	370	2
Opponent	15	161	0



1980 SEASON STATISTICS

11-5 | 1ST IN AFC EAST | HEAD COACH CHUCK KNOX

DATE	W/L	SCORE	OPP.	ATT.
9/7	W	17-7	Miami	79,598
9/14	W	20-10	NY Jets	65,315
9/21	W	35-26	at New Orleans	51,154
9/28	W	24-7	Oakland	77,259
10/5	W	26-24	at San Diego	51,982
10/12	L	12-17	Baltimore	73,634
10/19	L	14-17	at Miami	41,636
10/26	W	31-13	New England	75,092
11/2	L	14-30	Atlanta	57,959
11/9	W	31-24	at NY Jets	45,677
11/16	W	14-0	at Cincinnati	40,836
11/23	W	28-13	Pittsburgh	79,659
11/30	L	24-28	at Baltimore	36,184
12/7	W	10-7 OT	Los Angeles	77,133
12/14	L	2-24	at New England	58,324
12/21	W	18-13	at San Francisco	37,476
AFC DIVISIONAL PLAYOFF				
1/3	L	14-20	at San Diego	52,028

TEAM STATS	BILLS	OPP
Total Net Yards	4972	4101
Avg. Per Game	310.8	256.3
Total Plays	1084	952
Avg. Per Play	4.6	4.3
Net Yards Rushing	2222	1819
Avg. Per Game	138.9	113.7
Total Rushes	603	486
Net Yards Passing	2750	2282
Avg. Per Game	171.9	142.6
Sacked / Yards Lost	20/186	33/279
Gross Yards	2936	2561
Attempts / Comp.	461/262	433/240
Completion Pct.	56.8	55.4
Interceptions	19	24
Touchdowns	40	31
Rushing	17	14
Passing	20	15
Returns	3	2
Total First Downs	317	251
Rushing	134	109
Passing	157	120
Penalty	26	22
3rd Down: Made / Att	127/240	91/217
3rd Down Pct.	52.9	41.9
Scoring	320	260
1st Quarter	54	50
2nd Quarter	104	87
3rd Quarter	55	72
4th Quarter	104	51
Overtime	3	0
Punts / Average	74/38.2	82/39.3
Net Punting Avg.	74/30.7	82/35.7
Penalties / Yards	90/731	97/805
Fumbles / Lost	36/22	37/20

PASSING	Att	Cmp	Pct	Yds	Yd/A	TD	Int	Lg	Sack	Rate
Joe Ferguson	439	251	57.2	2805	6.39	20	18	69	13	74.5
Dan Manucci	6	5	83.3	64	10.67	0	0	22	5	111.1
David Humm	14	4	28.6	39	2.79	0	1	19	2	9.8
Gregory Cater	1	1	100	15	15	0	0	15	0	118.8
Joe Cribbs	1	1	100	13	13	0	0	13	0	118.8
BILLS	461	262	56.8	2936	6.37	20	19	69	20	73.3
Opponents	433	240	55.4	2561	5.91	15	24	-	33	61.4

RUSHING	No.	Yds	Avg	LG	TD
Joe Cribbs	306	1185	3.87	48	11
Curtis Brown	153	559	3.65	34t	3
Roosevelt Leaks	67	219	3.27	15	2
Roland Hooks	25	118	4.72	25	1
Joe Ferguson	31	65	2.1	15	0
Terry Miller	12	35	2.92	6	0
Dan Manucci	3	29	9.67	17	0
Jerry Butler	1	18	18	18	0
Mark Brammer	1	8	8	8	0
David Humm	1	5	5	5	0
Ron Jessie	1	-9	-9	-9	0
Gregory Cater	2	-10	-5	-1	0
BILLS	603	2222	3.68	48	17
Opponents	486	1819	3.74	-	14

RECEIVING	No.	Yds	Avg	LG	TD
Jerry Butler	57	832	14.6	69	6
Joe Cribbs	52	415	8	21t	1
Frank Lewis	40	648	16.2	31t	6
Curtis Brown	27	137	5.1	20	0
Mark Brammer	26	283	10.9	36	4
Roland Hooks	23	179	7.8	26	0
Reuben Gant	12	181	15.1	48	1
Roosevelt Leaks	8	57	7.1	18	1
Lou Piccone	7	82	11.7	16	0
Ron Jessie	4	56	14	20	1
Duke Ferguson	3	41	13.7	19	0
Terry Miller	3	25	8.3	15	0
BILLS	262	2936	11.2	69	20
Opponents	240	2561	10.7	-	15

KICKING	FGM	FGA	PCT	LONG	PAT
Nick Mike-Mayer	13	23	56.5	49	37
BILLS	13	23	56.5	49	37
Opponents	15	20	75	50	29

PUNTING	PUNT	BLK	YDS	AVG	IN20
Gregory Cater	73	1	2828	38.7	12
BILLS	74	1	2828	38.2	12
Opponents	82	1	3226	39.3	-

SCORING	TD	FGM	PTS
Nick Mike-Mayer	0	13	76
Joe Cribbs	12	0	72
Jerry Butler	6	0	36
Frank Lewis	6	0	36
Mark Brammer	4	0	24
Curtis Brown	3	0	18
Roosevelt Leaks	3	0	18
Steve Freeman	1	0	6
Reuben Gant	1	0	6
Roland Hooks	1	0	6
Ron Jessie	1	0	6
Jeff Nixon	1	0	6
Lucius Sanford	1	0	6
Ken Johnson	0	0	2
Bill Simpson	0	0	2
BILLS	40	13	320
Opponent	31	15	260

INTERCEPTIONS	INT	YDS	TD
Steve Freeman	7	107	1
Jeff Nixon	5	81	1
Bill Simpson	4	36	0
Charles Romes	2	41	0
Isiah Robertson	2	39	0
Jim Haslett	2	30	0
Mario Clark	1	0	0
Sherman White	1	0	0
BILLS	24	334	2
Opponent	19	193	1



1981 SEASON STATISTICS

10-6 | 3RD IN AFC EAST | HEAD COACH CHUCK KNOX

DATE	W/L	SCORE	OPP.	ATT.
9/6	W	31-0	NY Jets	79,754
9/13	W	35-3	at Baltimore	44,950
9/17	L	14-20	Philadelphia	78,331
9/27	L	24-27 OT	at Cincinnati	46,418
10/4	W	23-17	Baltimore	77,811
10/12	W	31-21	Miami	78,576
10/18	L	14-33	at NY Jets	54,607
10/25	W	9-7	Denver	77,757
11/1	W	22-13	Cleveland	78,266
11/9	L	14-27	at Dallas	62,583
11/15	L	0-24	at St. Louis	46,214
11/22	W	20-17	New England	71,593
11/29	W	21-14	Washington	59,624
12/6	W	28-27	at San Diego	51,488
12/13	W	19-10	at New England	42,549
12/19	L	6-16	at Miami	72,956
AFC WILD CARD PLAYOFF GAME				
12/27	W	31-27	at NY Jets	57,050
AFC DIVISIONAL PLAYOFF				
1/3	L	21-28	at Cincinnati	55,420
TEAM STATS		BILLS	OPP	
Total Net Yards		5640	4945	
Avg. Per Game		352.5	309.1	
Total Plays		1043	1037	
Avg. Per Play		5.4	4.8	
Net Yards Rushing		2125	2075	
Avg. Per Game		132.8	129.7	
Total Rushes		524	516	
Net Yards Passing		3515	2870	
Avg. Per Game		219.7	179.4	
Sacked / Yards Lost		16/146	47/373	
Gross Yards		3661	3243	
Attempts / Comp.		503/253	474/267	
Completion Pct.		50.3	56.3	
Interceptions		20	19	
Touchdowns		38	30	
Rushing		13	7	
Passing		25	21	
Returns		0	2	
Total First Downs		315	298	
Rushing		127	113	
Passing		163	154	
Penalty		25	31	
3rd Down: Made / Att		94/217	72/218	
3rd Down Pct.		43.3	33	
Scoring		311	276	
1st Quarter		78	44	
2nd Quarter		124	81	
3rd Quarter		66	67	
4th Quarter		43	81	
Overtime		0	3	
Punts / Average		80/39.7	77/42.0	
Net Punting Avg.		80/33.9	77/38.2	
Penalties / Yards		114/1001	93/690	
Fumbles / Lost		33/18	38/17	
Avg. Time of Possession		30:25	29:35	

PASSING	Att	Cmp	Pct	Yds	Yd/A	TD	Int	Lg	Sack	Rate
Joe Ferguson	498	252	50.6	3652	7.33	24	20	67t	15	74.1
Joe Cribbs	1	1	100	9	9	1	0	9t	0	143.8
Matt Robinson	2	0	0	0	0	0	0	-	1	39.6
Nick Mike-Mayer	1	0	0	0	0	0	0	-	0	39.6
Roosevelt Leaks	1	0	0	0	0	0	0	-	0	39.6
BILLS	503	253	50.3	3661	7.28	25	20	67t	16	74.3
Opponents	474	267	56.3	3243	6.84	21	19	-	47	75.6

RUSHING	No.	Yds	Avg	LG	TD
Joe Cribbs	257	1097	4.27	35	3
Roosevelt Leaks	91	357	3.92	31	6
Roland Hooks	51	250	4.9	19	3
Curtis Brown	62	226	3.65	13	0
Lawrence McCutcheon	34	138	4.06	12	0
Joe Ferguson	20	29	1.45	16	1
Robb Riddick	3	29	9.67	12	0
Mark Brammer	2	17	8.5	11	0
Jerry Butler	1	1	1	1	0
Matt Robinson	1	-2	-2	-2	0
Rod Kush	1	-6	-6	-6	0
Byron Franklin	1	-11	-11	-11	0
BILLS	524	2125	4.06	35	13
Opponents	516	2075	4.02	-	7

RECEIVING	No.	Yds	Avg	LG	TD
Frank Lewis	70	1244	17.8	33	4
Jerry Butler	55	842	15.3	67t	8
Joe Cribbs	40	603	15.1	65t	7
Mark Brammer	33	365	11.1	24	2
Ron Jessie	15	200	13.3	44	0
Roland Hooks	10	140	14	37	2
Roosevelt Leaks	7	51	7.3	13	0
Curtis Brown	7	46	6.6	10	1
Lou Piccone	5	65	13	16	0
Lawrence McCutcheon	5	40	8	17	0
Buster Barnett	4	36	9	16	1
Byron Franklin	2	29	14.5	16	0
BILLS	253	3661	14.5	67t	25
Opponents	267	3243	12.1	-	21

KICKING	FGM	FGA	PCT	LONG	PAT
Nick Mike-Mayer	14	24	58.3	46	37
BILLS	14	24	58.3	46	37
Opponents	22	26	84.6	47	30

PUNTING	PUNT	BLK	YDS	AVG	IN20
Gregory Cater	80	0	3175	39.7	16
BILLS	80	0	3175	39.7	16
Opponents	77	0	3237	42	-

SCORING	TD	FGM	PTS
Nick Mike-Mayer	0	14	79
Joe Cribbs	10	0	60
Jerry Butler	8	0	48
Roosevelt Leaks	6	0	36
Roland Hooks	5	0	30
Frank Lewis	4	0	24
Mark Brammer	2	0	12
Buster Barnett	1	0	6
Curtis Brown	1	0	6
Joe Ferguson	1	0	6
Ben Williams	0	0	2
BILLS	38	14	311
Opponent	30	22	276

INTERCEPTIONS	INT	YDS	TD
Mario Clark	5	142	0
Charles Romes	4	113	0
Bill Simpson	4	42	0
Isiah Robertson	2	15	0
Rod Kush	1	19	0
Rufus Bess	1	12	0
Shane Nelson	1	9	0
Ben Williams	1	0	0
BILLS	19	352	0
Opponent	20	333	0



1982 SEASON STATISTICS

4-5 | 4TH IN AFC EAST | HEAD COACH CHUCK KNOX

DATE	W/L	SCORE	OPP.	ATT.
9/12	W	14-9	Kansas City	79,383
9/16	W	23-22	Minnesota	77,753
9/26	C		at Houston	78,331
10/3	C		New England	46,418
10/10	C		at Baltimore	77,811
10/18	C		at NY Jets	78,576
10/24	C		Detroit	54,607
10/31	C		at Denver	77,757
11/7	C		NY Jets	78,266
11/14	C		at New England	62,583
11/21	L	7-9	Miami	52,945
11/28	W	20-0	Baltimore	33,985
12/5	L	21-33	at Green Bay+	46,655
12/12	W	13-0	Pittsburgh	58,391
12/19	L	23-24	at Tampa Bay	62,510
12/27	L	10-27	at Miami	73,924
1/2	L	19-30	at New England	36,218

+ at Milwaukee

C - Canceled

TEAM STATS	BILLS	OPP
Total Net Yards	2927	2334
Avg. Per Game	325.2	259.3
Total Plays	604	536
Avg. Per Play	4.8	4.4
Net Yards Rushing	1371	1034
Avg. Per Game	152.3	114.9
Total Rushes	319	268
Net Yards Passing	1556	1300
Avg. Per Game	172.9	144.4
Sacked / Yards Lost	12/115	Dec-82
Gross Yards	1671	1382
Attempts / Comp.	273/149	256/114
Completion Pct.	54.6	44.5
Interceptions	17	13
Touchdowns	18	15
Rushing	9	6
Passing	8	8
Returns	1	1
Total First Downs	180	151
Rushing	83	64
Passing	84	72
Penalty	13	15
3rd Down: Made / Att	57/129	34/112
3rd Down Pct.	44.2	30.4
Scoring	150	154
1st Quarter	26	14
2nd Quarter	68	57
3rd Quarter	19	36
4th Quarter	37	47
Overtime	0	0
Punts / Average	35/37.9	44/39.3
Net Punting Avg.	35/36.5	44/36.6
Penalties / Yards	69/582	49/395
Fumbles / Lost	23/9	14/8
Avg. Time of Possession	32:27	27:33

PASSING	Att	Cmp	Pct	Yds	Yd/A	TD	Int	Lg	Sack	Rate
Joe Ferguson	264	144	54.5	1597	6.05	7	16	47	11	56.3
Matt Robinson	8	5	62.5	74	9.25	1	0	31	1	132.3
Joe Cribbs	1	0	0	0	0	0	1	-	0	0
BILLS	273	149	54.6	1671	6.12	8	17	47	12	56.9
Opponents	256	114	44.5	1382	5.4	8	13	-	12	50.9

RUSHING	No.	Yds	Avg	LG	TD
Joe Cribbs	134	633	4.72	62t	3
Roosevelt Leaks	97	405	4.18	17	5
Curtis Brown	41	187	4.56	19	0
Joe Ferguson	16	46	2.88	13	1
Booker Moore	16	38	2.38	9	0
Roland Hooks	5	23	4.6	9	0
Matt Kofler	2	21	10.5	12	0
Art Whittington	7	15	2.14	4	0
Robert Holt	1	3	3	3	0
BILLS	319	1371	4.3	62t	9
Opponents	268	1034	3.86	-	6

RECEIVING	No.	Yds	Avg	LG	TD
Frank Lewis	28	443	15.8	39	2
Jerry Butler	26	336	12.9	47	4
Mark Brammer	25	225	9	22	2
Joe Cribbs	13	99	7.6	31	0
Roosevelt Leaks	13	91	7	11	0
Lou Piccone	12	140	11.7	29	0
Mike Mosley	9	96	10.7	31	0
Perry Tuttle	7	107	15.3	26	0
Curtis Brown	6	38	6.3	28	0
Robert Holt	4	45	11.3	23	0
Buster Barnett	4	39	9.8	22	0
Booker Moore	1	8	8	8	0
Jim Haslett	1	4	4	4	0
BILLS	149	1671	11.2	47	8
Opponents	114	1382	12.1	-	8

KICKING	FGM	FGA	PCT	LONG	PAT
Efren Herrera	8	14	57.1	49	11
Nick Mike-Mayer	1	4	25	21	4
BILLS	9	18	50	49	15
Opponents	16	20	80	47	14

PUNTING	PUNT	BLK	YDS	AVG	IN20
Gregory Cater	35	0	1328	37.9	13
BILLS	35	0	1328	37.9	13
Opponents	44	0	1730	39.3	-

SCORING	TD	FGM	PTS
Efren Herrera	0	8	35
Roosevelt Leaks	5	0	30
Jerry Butler	4	0	24
Joe Cribbs	3	0	18
Mark Brammer	2	0	12
Joe Ferguson	2	0	12
Frank Lewis	2	0	12
Nick Mike-Mayer	0	1	7
BILLS	18	9	150
Opponent	15	16	154

INTERCEPTIONS	INT	YDS	TD
Bill Simpson	4	45	0
Steve Freeman	3	27	0
Ben Williams	1	20	0
Chris Keating	1	14	0
Lemar Parrish	1	8	0
Charles Rome	1	8	0
Eugene Marve	1	0	0
Isiah Robertson	1	0	0
BILLS	13	122	0
Opponent	17	268	0

SACKS	
Sherman White	4
Ben Williams	4
Fred Smerlas	2
Steve Freeman	1
Bill Simpson	1
BILLS	12
Opponent	12



1983 SEASON STATISTICS

8-8 | T-2ND IN AFC EAST | HEAD COACH KAY STEPHENSON

DATE	W/L	SCORE	OPP.	ATT.
9/4	L	0-12	Miami	78,715
9/11	W	10-6	at Cincinnati	46,839
9/18	W	28-23	Baltimore	40,937
9/25	W	30-13	Houston	60,070
10/3	L	10-34	NY Jets	79,933
10/9	W	38-35 OT	at Miami	59,948
10/16	W	30-7	at Baltimore	38,565
10/23	L	0-31	New England	60,424
10/30	W	27-21	New Orleans	49,413
11/6	L	7-21	at New England	42,604
11/13	W	24-17	at NY Jets	48,513
11/20	L	24-27	LA Raiders	72,393
11/27	L	17-41	at LA Rams	48,246
12/4	W	14-9	at Kansas City	27,104
12/11	L	10-23	San Francisco	38,039
12/18	L	14-31 at	Atlanta	31,015

TEAM STATS	BILLS	OPP
Total Net Yards	4823	5809
Avg. Per Game	301.4	363.1
Total Plays	1023	1078
Avg. Per Play	4.7	5.4
Net Yards Rushing	1736	2503
Avg. Per Game	108.5	156.4
Total Rushes	415	566
Net Yards Passing	3087	3306
Avg. Per Game	192.9	206.6
Sacked / Yards Lost	37/351	32/247
Gross Yards	3438	3553
Attempts / Comp.	571/317	480/286
Completion Pct.	55.5	59.6
Interceptions	28	13
Touchdowns	36	39
Rushing	4	14
Passing	30	22
Returns	2	3
Total First Downs	309	332
Rushing	100	148
Passing	171	148
Penalty	38	36
3rd Down: Made / Att	71/212	81/221
3rd Down Pct.	33.5	36.7
Scoring	283	351
1st Quarter	28	29
2nd Quarter	87	108
3rd Quarter	55	92
4th Quarter	110	122
Overtime	3	0
Punts / Average	89/39.7	78/38.7
Net Punting Avg.	89/33.6	78/35.6
Penalties / Yards	144/1094	128/1298
Fumbles / Lost	24/12	32/18
Avg. Time of Possession	28:24	31:36

PASSING	Att	Cmp	Pct	Yds	Yd/A	TD	Int	Lg	Sack	Rate
Joe Ferguson	508	281	55.3	2995	5.9	26	25	43t	27	69.3
Matt Kofler	61	35	57.4	440	7.21	4	3	28t	10	81.3
Joe Cribbs	2	1	50	3	1.5	0	0	3	0	56.3
BILLS	571	317	55.5	3438	6.02	30	28	43t	37	70.5
Opponents	480	286	59.6	3553	7.4	22	13	-	32	86.6

RUSHING	No.	Yds	Avg	LG	TD
Joe Cribbs	263	1131	4.3	45	3
Booker Moore	60	275	4.58	21	0
Roosevelt Leaks	58	157	2.71	12	1
Joe Ferguson	20	88	4.4	19	0
Tony Hunter	2	28	14	24	0
Matt Kofler	4	25	6.25	11	0
Robb Riddick	4	18	4.5	12	0
Van Williams	3	11	3.67	5	0
Byron Franklin	1	3	3	3	0
BILLS	415	1736	4.18	45	4
Opponents	566	2503	4.42	-	14

RECEIVING	No.	Yds	Avg	LG	TD
Joe Cribbs	57	524	9.2	33t	7
Frank Lewis	36	486	13.5	27t	3
Tony Hunter	36	402	11.2	40t	3
Jerry Butler	36	385	10.7	25	3
Booker Moore	34	199	5.9	21	1
Byron Franklin	30	452	15.1	43t	4
Mark Brammer	25	215	8.6	21	2
Perry Tuttle	17	261	15.4	38	3
Mike Mosley	14	180	12.9	35	3
Julius Dawkins	11	123	11.2	28t	1
Buster Barnett	10	94	9.4	14	0
Roosevelt Leaks	8	74	9.3	12	0
Robb Riddick	3	43	14.3	24	0
BILLS	317	3438	10.8	43t	30
Opponents	286	3553	12.4	-	22

KICKING	FGM	FGA	PCT	LONG	PAT
Joe Danelo	10	20	50	48	33
Fred Steinfert	1	6	16.7	28	1
BILLS	11	26	42.3	48	34
Opponents	26	39	66.7	50	39

PUNTING	PUNT	BLK	YDS	AVG	IN20
Gregory Cater	89	0	3533	39.7	24
BILLS	89	0	3533	39.7	24
Opponents	78	0	3019	38.7	-

SCORING	TD	FGM	PTS
Joe Danelo	0	10	63
Joe Cribbs	10	0	60
Byron Franklin	4	0	24
Jerry Butler	3	0	18
Tony Hunter	3	0	18
Frank Lewis	3	0	18
Mike Mosley	3	0	18
Perry Tuttle	3	0	18
Mark Brammer	2	0	12
Julius Dawkins	1	0	6
Mike Kennedy	1	0	6
David Kilson	1	0	6
Roosevelt Leaks	1	0	6
Booker Moore	1	0	6
Fred Steinfert	0	1	4
BILLS	36	11	283
Opponent	35	26	351

INTERCEPTIONS	INT	YDS	TD
Steve Freeman	3	40	0
Chris Williams	3	6	0
Lucius Sanford	2	39	0
Charles Romes	2	27	0
Chris Keating	2	20	0
Mike Kennedy	1	22	1
BILLS	13	154	1
Opponent	28	330	2

SACKS	
Ben Williams	10
Fred Smerlas	6
Darryl Talley	5
Ervin Parker	4
Sherman White	3
Ken Johnson	2
Eugene Marve	2
BILLS	32
Opponent	37



1984 SEASON STATISTICS

2-14 | 5TH IN AFC EAST | HEAD COACH KAY STEPHENSON

DATE	W/L	SCORE	OPP.	ATT.
9/2	L	17-21	New England	48,528
9/9	L	7-37	at St. Louis	35,785
9/17	L	17-21	Miami	65,455
9/23	L	26-28	NY Jets	48,330
9/30	L	17-31	at Indianapolis	60,032
10/7	L	17-27	Philadelphia	37,555
10/14	L	28-31	at Seattle	59,034
10/21	L	7-37	Denver	31,204
10/28	L	7-38	at Miami	58,824
11/4	L	10-13	Cleveland	33,343
11/11	L	10-38	at New England	43,313
11/18	W	14-3	Dallas	74,391
11/25	L	14-41	at Washington	51,513
12/2	W	21-15	Indianapolis	20,693
12/8	L	17-21	at NY Jets	45,378
12/16	L	21-52	at Cincinnati	55,771

TEAM STATS	BILLS	OPP
Total Net Yards	4341	5584
Avg. Per Game	271.3	349
Total Plays	1046	1052
Avg. Per Play	4.2	5.3
Net Yards Rushing	1643	2106
Avg. Per Game	102.7	131.6
Total Rushes	398	531
Net Yards Passing	2698	3476
Avg. Per Game	168.6	217.3
Sacked / Yards Lost	60/554	26/191
Gross Yards	3252	3667
Attempts / Comp.	588/298	495/300
Completion Pct.	50.7	60.6
Interceptions	30	16
Touchdowns	31	56
Rushing	9	19
Passing	18	32
Returns	4	5
Total First Downs	263	345
Rushing	98	134
Passing	149	186
Penalty	16	25
3rd Down: Made / Att	86/243	87/203
3rd Down Pct.	35.4	42.9
4th Down: Made / Att	11/26	7/10
4th Down Pct.	42.3	70
Scoring	250	454
1st Quarter	66	113
2nd Quarter	57	148
3rd Quarter	64	72
4th Quarter	63	121
Overtime	0	0
Punts / Average	90/41.1	72/39.1
Net Punting Avg.	90/31.9	72/34.5
Penalties / Yards	121/997	87/734
Fumbles / Lost	31/14	36/21
Avg. Time of Possession	28:43	31:17

PASSING	Att	Cmp	Pct	Yds	Yd/A	TD	Int	Lg	Sack	Rate
Joe Ferguson	344	191	55.5	1991	5.79	12	17	68t	35	63.5
Joe Dufek	150	74	49.3	829	5.53	4	8	64t	10	52.9
Matt Kofler	93	33	35.5	432	4.65	2	5	70t	15	35.8
Mike Mosley	1	0	0	0	0	0	0	-	0	39.6
BILLS	588	298	50.7	3252	5.53	18	30	70t	60	56.3
Opponents	495	300	60.6	3667	7.41	32	16	-	26	91.5

RUSHING	No.	Yds	Avg	LG	TD
Greg Bell	262	1100	4.2	85t	7
Speedy Neal	49	175	3.57	10	1
Joe Ferguson	19	102	5.37	20	0
Booker Moore	24	84	3.5	21	0
Matt Kofler	10	80	8	19	0
Van Williams	18	51	2.83	7	0
Mitchell Brookins	2	27	13.5	16	0
Joe Dufek	9	22	2.44	13	1
Tony Hunter	1	6	6	6	0
Robb Riddick	3	3	1	6	0
Byron Franklin	1	-7	-7	-7	0
BILLS	398	1643	4.13	85t	9
Opponents	531	2106	3.97	-	19

RECEIVING	No.	Yds	Avg	LG	TD
Byron Franklin	69	862	12.5	64t	4
Greg Bell	34	277	8.1	37	1
Tony Hunter	33	331	10	30	2
Booker Moore	33	172	5.2	14	0
Preston Dennard	30	417	13.9	68t	7
Robb Riddick	23	276	12	38	0
Julius Dawkins	21	295	14	37t	2
Mitchell Brookins	18	318	17.7	70t	1
Speedy Neal	9	76	8.4	18	0
Buster Barnett	8	67	8.4	18	0
Mark Brammer	7	49	7	12	0
Van Williams	5	46	9.2	32	1
Mike Mosley	4	38	9.5	17	0
Craig White	4	28	7	11	0
BILLS	298	3252	10.9	70t	18
Opponents	300	3667	12.2	-	32

KICKING	FGM	FGA	PCT	LONG	PAT
Joe Danelo	8	16	50	52	17
Chuck Nelson	3	5	60	47	14
BILLS	11	21	52.4	52	31
Opponents	20	28	71.4	52	56

PUNTING	PUNT	BLK	YDS	AVG	IN20
John Kidd	88	2	3696	42	16
BILLS	90	2	3696	41.1	16
Opponents	72	1	2812	39.1	-

SCORING	TD	FGM	PTS
Greg Bell	8	0	48
Preston Dennard	7	0	42
Joe Danelo	0	8	41
Byron Franklin	4	0	24
Chuck Nelson	0	3	23
Julius Dawkins	2	0	12
Tony Hunter	2	0	12
Mitchell Brookins	1	0	6
Stan David	1	0	6
Joe Dufek	1	0	6
Chris Keating	1	0	6
Speedy Neal	1	0	6
Lucius Sanford	1	0	6
Van Williams	1	0	6
Dan Wilson	1	0	6
BILLS	31	11	250
Opponent	56	20	454

INTERCEPTIONS	INT	YDS	TD
Charles Rome	5	130	0
Steve Freeman	3	45	0
Brian Carpenter	3	11	0
Fred Smerlas	1	25	0
Rod Kush	1	15	0
Lucious Smith	1	7	0
Rodney Bellinger	1	0	0
Darryl Talley	1	0	0
BILLS	13	154	1
Opponent	28	330	2

SACKS	
Darryl Talley	5
Jim Haslett	3.5
Ken Johnson	3.5
Sean McNanie	3
Steve Freeman	2
Chris Keating	2
Rod Kush	2
Fred Smerlas	2
Ben Williams	2
Stan David	1
BILLS	26
Opponent	60



1985 SEASON STATISTICS

2-14 | 5TH IN AFC EAST | HEAD COACH KAY STEPHENSON & HANK BULLOUGH

DATE	W/L	SCORE	OPP.	ATT.
9/8	L	9-14	San Diego	67,597
9/15	L	3-42	at NY Jets	63,449
9/22	L	14-17	New England	40,334
9/29	L	20-27	Minnesota	45,667
10/6*	L	17-49	at Indianapolis	60,003
10/13	L	3-14	at New England	40,462
10/20	W	21-9	Indianapolis	28,430
10/27	L	17-21	at Philadelphia	60,987
11/3	L	17-23	Cincinnati	25,640
11/10	W	20-0	Houston	21,831
11/17	L	7-17	at Cleveland	50,764
11/24	L	14-23	Miami	50,474
12/1	L	7-40	at San Diego	45,487
12/8	L	7-27	NY Jets	23,122
12/15	L	24-30	at Pittsburgh	35,953
12/22	L	0-28	at Miami	64,811
* Hank Bullough's first game				

TEAM STATS	BILLS	OPP
Total Net Yards	4595	5540
Avg. Per Game	287.2	346.3
Total Plays	971	1071
Avg. Per Play	4.7	5.2
Net Yards Rushing	1611	2462
Avg. Per Game	100.7	153.9
Total Rushes	412	569
Net Yards Passing	2984	3078
Avg. Per Game	186.5	192.4
Sacked / Yards Lost	42/347	25/223
Gross Yards	3331	3301
Attempts / Comp.	517/263	477/265
Completion Pct.	50.9	55.6
Interceptions	31	20
Touchdowns	23	50
Rushing	13	20
Passing	9	24
Returns	1	6
Total First Downs	256	320
Rushing	86	142
Passing	151	159
Penalty	19	19
3rd Down: Made / Att	68/208	100/226
3rd Down Pct.	32.7	44.2
4th Down: Made / Att	7/17	8/14
4th Down Pct.	41.2	57.1
Scoring	200	381
1st Quarter	58	51
2nd Quarter	63	144
3rd Quarter	41	78
4th Quarter	38	108
Overtime	0	0
Punts / Average	92/41.5	81/40.5
Net Punting Avg.	92/35.9	81/36.5
Penalties / Yards	132/965	107/870
Fumbles / Lost	36/21	36/15
Avg. Time of Possession	28:21	31:39

PASSING	Att	Cmp	Pct	Yds	Yd/A	TD	Int	Lg	Sack	Rate
Vince Ferragamo	287	149	51.9	1677	5.84	5	17	48	19	50.8
Bruce Mathison	228	113	49.6	1635	7.17	4	14	60t	22	53.5
Frank Reich	1	1	100	19	19	0	0	19	0	118.8
Greg Bell	1	0	0	0	0	0	0	-	0	39.6
John Kidd	0	0	-	0	-	0	0	-	1	-
BILLS	517	263	50.9	3331	6.44	9	31	60t	42	52.1
Opponents	477	265	55.6	3301	6.92	24	20	-	25	76.5

RUSHING	No.	Yds	Avg	LG	TD
Greg Bell	223	883	3.96	77t	8
Joe Cribbs	122	399	3.27	16	1
Bruce Mathison	27	231	8.56	22	1
Anthony Steels	4	26	6.5	22	0
Mike Pruitt	7	24	3.43	7	0
Booker Moore	15	23	1.53	4	1
Vince Ferragamo	8	15	1.88	5	1
Anthony Hutchison	2	11	5.5	7	0
Bruce Smith	1	0	0	0	0
Andre Reed	3	-1	-0.33	14t	1
BILLS	412	1611	3.91	77t	13
Opponents	569	2462	4.33	-	20

RECEIVING	No.	Yds	Avg	LG	TD
Greg Bell	58	576	9.9	49	1
Andre Reed	48	637	13.3	32	4
Jerry Butler	41	770	18.8	60t	2
Eason Ramson	37	369	10	43	1
Chris Burkett	21	371	17.7	38	0
Joe Cribbs	18	142	7.9	23	0
Eric Richardson	12	201	16.8	27	0
Pete Metzelaars	12	80	6.7	13	1
Booker Moore	7	44	6.3	9	0
Mitchell Brookins	3	71	23.7	46	0
Ulysses Norris	2	30	15	18	0
Anthony Steels	2	9	4.5	6	0
Jimmy Teal	1	24	24	24	0
Van Williams	1	7	7	7	0
BILLS	263	3331	12.7	60t	9
Opponents	265	3301	12.5	-	24

KICKING	FGM	FGA	PCT	LONG	PAT
Scott Norwood	13	17	76.5	49	23
BILLS	13	17	76.5	49	23
Opponents	12	15	80	45	45

PUNTING	PUNT	BLK	YDS	AVG	IN20
John Kidd	92	0	3818	41.5	33
BILLS	92	0	3818	41.5	33
Opponents	81	1	3284	40.5	-

SCORING	TD	FGM	PTS
Scott Norwood	0	13	62
Greg Bell	9	0	54
Andre Reed	5	0	30
Jerry Butler	2	0	12
Joe Cribbs	1	0	6
Vince Ferragamo	1	0	6
Bruce Mathison	1	0	6
Pete Metzelaars	1	0	6
Booker Moore	1	0	6
Eason Ramson	1	0	6
Don Wilson	1	0	6
BILLS	23	13	200
Opponent	50	12	381

INTERCEPTIONS	INT	YDS	TD
Charles Romes	7	56	0
Rodney Bellinger	2	64	0
Don Wilson	2	23	0
Rod Hill	2	17	0
Martin Bayless	2	10	0
Derrick Burroughs	2	7	0
Jim Haslett	1	40	0
Guy Frazier	1	8	0
Lawrence Johnson	1	0	0
BILLS	20	225	0
Opponent	31	418	4

SACKS	
Bruce Smith	6.5
Sean McNanie	3
Don Smith	3
Jim Perryman	2
Lucius Sanford	2
Darryl Talley	2
Lawrence Johnson	1.5
Ben Williams	1.5
Guy Frazier	1
Jim Haslett	1
Fred Smerlas	0.5
BILLS	25
Opponent	42



1986 SEASON STATISTICS

4-12 | 4TH IN AFC EAST | HEAD COACH HANK BULLOUGH & MARV LEVY

DATE	W/L	SCORE	OPP.	ATT.
9/7	L	24-28	NY Jets	79,951
9/14	L	33-36 OT	at Cincinnati	52,714
9/21	W	17-10	St. Louis	65,762
9/28	L	17-20	Kansas City	67,555
10/5	L	13-14	at NY Jets	69,504
10/12	L	14-27	at Miami	49,467
10/19	W	24-13	Indianapolis	50,050
10/26	L	3-23	New England	77,808
11/2	L	28-34	at Tampa Bay	32,806
11/9*	W	16-12	Pittsburgh	72,000
11/16	L	24-34	Miami	76,474
11/23	L	19-22	at New England	60,455
11/30	W	17-14	at Kansas City	31,492
12/7	L	17-21	Cleveland	42,213
12/14	L	14-24	at Indianapolis	52,783
12/21	L	7-16 at	Houston	31,409

* Marv Levy's first game

TEAM STATS	BILLS	OPP
Total Net Yards	5017	5523
Avg. Per Game	313.6	345.2
Total Plays	963	1071
Avg. Per Play	5.2	5.2
Net Yards Rushing	1654	1721
Avg. Per Game	103.4	107.6
Total Rushes	419	465
Net Yards Passing	3363	3802
Avg. Per Game	210.2	237.6
Sacked / Yards Lost	45/334	36/267
Gross Yards	3697	4069
Attempts / Comp.	499/294	570/343
Completion Pct.	58.9	60.2
Interceptions	19	10
Touchdowns	34	40
Rushing	9	18
Passing	22	21
Returns	3	1
Total First Downs	291	334
Rushing	101	100
Passing	152	204
Penalty	38	30
3rd Down: Made / Att	60/185	79/218
3rd Down Pct.	32.4	36.2
4th Down: Made / Att	8/14	12/18
4th Down Pct.	57.1	66.7
Scoring	287	348
1st Quarter	51	70
2nd Quarter	87	91
3rd Quarter	71	69
4th Quarter	78	115
Overtime	0	3
Punts / Average	75/40.4	83/38.1
Net Punting Avg.	75/34.5	83/34.7
Penalties / Yards	121/878	128/1098
Fumbles / Lost	40/20	19/8
Avg. Time of Possession	28:02	31:58

PASSING	Att	Cmp	Pct	Yds	Yd/A	TD	Int	Lg	Sack	Rate
Jim Kelly	480	285	59.4	3593	7.49	22	17	84t	43	83.3
Frank Reich	19	9	47.4	104	5.47	0	2	37	2	24.8
BILLS	499	294	58.9	3697	7.41	22	19	84t	45	80.9
Opponents	570	343	60.2	4069	7.14	21	10	-	36	86.9

RUSHING	No.	Yds	Avg	LG	TD
Robb Riddick	150	632	4.21	41t	4
Greg Bell	90	377	4.19	42	4
Jim Kelly	41	199	4.85	20	0
Ronnie Harmon	54	172	3.19	38	0
Carl Byrum	38	156	4.11	18	0
Ricky Moore	33	104	3.15	14	1
Gary Wilkins	3	18	6.00	11	0
Bruce King	4	10	2.50	7	0
John Kidd	1	0	0.00	0	0
Frank Reich	1	0	0.00	0	0
Walter Broughton	1	-6	-6.00	-6	0
Andre Reed	3	-8	-2.67	4	0
BILLS	419	1654	3.95	42	9
Opponents	465	1721	3.70	-	18

RECEIVING	No.	Yds	Avg	LG	TD
Andre Reed	53	739	13.9	55t	7
Pete Metzelaars	49	485	9.9	44t	3
Robb Riddick	49	468	9.6	31t	1
Chris Burkett	34	778	22.9	84t	4
Ricky Moore	23	184	8.0	27	0
Ronnie Harmon	22	185	8.4	27	1
Jerry Butler	15	302	20.1	53	2
Carl Byrum	13	104	8.0	17	1
Greg Bell	12	142	11.8	40t	2
Gary Wilkins	8	74	9.3	26	0
Jimmy Teal	6	60	10.0	20	1
Butch Rolle	4	56	14.0	20	0
Walter Broughton	3	71	23.7	57	0
Eric Richardson	3	49	16.3	32	0
BILLS	294	3697	12.6	84t	22
Opponents	343	4069	11.9	-	21

KICKING	FGM	FGA	PCT	LONG	PAT
Scott Norwood	17	27	63.0	48	32
BILLS	17	27	63.0	48	32
Opponents	22	33	66.7	52	38

PUNTING	PUNT	BLK	YDS	AVG	IN20
John Kidd	75	0	3031	40.4	14
BILLS	75	0	3031	40.4	14
Opponents	83	1	3162	38.1	-

SCORING	TD	FGM	PTS
Scott Norwood	0	17	83
Andre Reed	7	0	42
Greg Bell	6	0	36
Robb Riddick	5	0	30
Chris Burkett	4	0	24
Pete Metzelaars	4	0	24
Jerry Butler	2	0	12
Rodney Bellinger	1	0	6
Carl Byrum	1	0	6
Ronnie Harmon	1	0	6
Ricky Moore	1	0	6
Ron Pitts	1	0	6
Jimmy Teal	1	0	6
BILLS	34	17	287
Opponent	40	22	348

INTERCEPTIONS	INT	YDS	TD
Charles Romes	4	23	0
Derrick Burroughs	2	49	0
Rodney Bellinger	1	14	0
Fred Smerlas	1	3	0
Martin Bayless	1	0	0
Steve Freeman	1	0	0
BILLS	10	89	0
Opponent	19	284	0

SACKS	
Bruce Smith	15.0
Sean McNanie	6.5
Darryl Talley	3.0
Eugene Marve	2.5
Fred Smerlas	2.0
Martin Bayless	1.0
George Cumby	1.0
Dwight Drane	1.0
Guy Frazier	1.0
Mike Hamby	1.0
Dean Prater	1.0
Lucius Sanford	1.0
BILLS	36.0
Opponent	45.0



1987 SEASON STATISTICS

7-8 | 4TH IN AFC EAST | HEAD COACH MARV LEVY

DATE	W/L	SCORE	OPP.	ATT.
9/13	L	28-31	NY Jets	76,718
9/20	W	34-30	Houston	56,534
9/27	C		at Dallas	65,762
10/4	L	6-47	Indianapolis*	9,860
10/11	L	7-14	at New England*	11,878
10/18	W	6-3 OT	NY Giants*	15,737
10/25	W	34-31 OT	at Miami	61,295
11/1	L	7-27	Washington	71,640
11/8	W	21-14	Denver	63,698
11/15	L	21-27	at Cleveland	78,409
11/22	W	17-14	at NY Jets	58,407
11/29	W	27-0	Miami	68,055
12/6	L	21-34	at LA Raiders	43,143
12/13	W	27-3	at Indianapolis	60,253
12/20	L	7-13	New England	74,945
12/27	L	7-17	at Philadelphia	57,547

C - Canceled due to players' strike / * Replacement players

TEAM STATS	BILLS	OPP
Total Net Yards	4741	4906
Avg. Per Game	316.1	327.1
Total Plays	1018	1022
Avg. Per Play	4.7	4.8
Net Yards Rushing	1840	2052
Avg. Per Game	122.7	136.8
Total Rushes	465	541
Net Yards Passing	2901	2854
Avg. Per Game	193.4	190.3
Sacked / Yards Lost	37/345	34/267
Gross Yards	3246	3121
Attempts / Comp.	516/292	447/249
Completion Pct.	56.6	55.7
Interceptions	19	17
Touchdowns	33	37
Rushing	9	11
Passing	21	25
Returns	3	1
Total First Downs	294	297
Rushing	111	114
Passing	151	162
Penalty	32	21
3rd Down: Made / Att	77/208	82/220
3rd Down Pct.	37.0	37.3
4th Down: Made / Att	8/19	10/18
4th Down Pct.	42.1	55.6
Scoring	270	305
1st Quarter	17	54
2nd Quarter	86	113
3rd Quarter	51	77
4th Quarter	110	61
Overtime	6	0
Punts / Average	83/38.2	88/37.1
Net Punting Avg.	83/33.5	88/32.9
Penalties / Yards	94/762	103/840
Fumbles / Lost	41/24	37/14
Avg. Time of Possession	28:41	31:19

PASSING	Att	Cmp	Pct	Yds	Yd/A	TD	Int	Lg	Sack	Rate
Jim Kelly	419	250	59.7	2798	6.68	19	11	47	27	83.8
Brian McClure	38	20	52.6	181	4.76	0	3	30	2	32.9
Willie Totten	33	13	39.4	155	4.70	2	2	37	5	49.4
Dan Manucci	21	7	33.3	68	3.24	0	2	15	3	3.8
Robb Riddick	1	1	100.0	35	35.00	0	0	35	0	118.8
Mark Miller	3	1	33.3	9	3.00	0	1	9	0	2.8
John Kidd	1	0	0.0	0	0.00	0	0	-	0	39.6
BILLS	516	292	56.6	3246	6.29	21	19	47	37	73.7
Opponents	447	249	55.7	3121	6.98	25	17	-	34	80.4

RUSHING	No.	Yds	Avg	LG	TD
Ronnie Harmon	116	485	4.18	21	2
Jamie Mueller	82	354	4.32	20	2
Carl Byrum	66	280	4.24	30	0
Robb Riddick	59	221	3.75	25	5
Ricky Porter	47	177	3.77	13	0
Jim Kelly	29	133	4.59	24	0
Greg Bell	14	60	4.29	11	0
Johnny Shepherd	12	42	3.50	19	0
Bruce King	9	28	3.11	8	0
Leonard Williams	9	25	2.78	9	0
Rick Partridge	1	13	13.00	13	0
Willie Totten	12	11	0.92	7	0
Dan Manucci	4	6	1.50	9	0
Brian McClure	2	4	2.00	3	0
Andre Reed	1	1	1.00	1	0
Kerry Porter	2	0	0.00	1	0
BILLS	419	1654	3.95	42	9
Opponents	465	1721	3.70	-	18

RECEIVING	No.	Yds	Avg	LG	TD
Andre Reed	57	752	13.2	40	5
Chris Burkett	56	765	13.7	47	4
Ronnie Harmon	56	477	8.5	42	2
Pete Metzelaars	28	290	10.4	34	0
Trumaine Johnson	15	186	12.4	26t	2
Robb Riddick	15	96	6.4	17t	3
Marc Brown	9	120	13.3	30	1
Sheldon Gaines	9	115	12.8	37	0
Keith McKeller	9	80	8.9	22	0
Ricky Porter	9	70	7.8	26	0
Walter Broughton	5	90	18.0	39	1
Thad McFadden	4	41	10.3	13t	1
Greg Bell	4	37	9.3	15	0
Carl Byrum	3	23	7.7	20	0
Jamie Mueller	3	13	4.3	11	0
Reggie Bynum	2	24	12.0	17	0
Butch Rolle	2	6	3.0	3t	2
Jim Kelly	1	35	35.0	35	0
Joe Chetti	1	9	9.0	9	0
Veno Belk	1	7	7.0	7	0
Leonard Williams	1	5	5.0	5	0
Bruce King	1	3	3.0	3	0
Johnny Shepherd	1	2	2.0	2	0
BILLS	292	3246	11.1	47	21
Opponents	249	3121	12.5	-	25

SCORING	TD	FGM	PTS
Scott Norwood	0	10	61
Robb Riddick	8	0	50
Andre Reed	5	0	30
Chris Burkett	4	0	24
Ronnie Harmon	4	0	24
Trumaine Johnson	2	0	12
Jamie Mueller	2	0	12
Butch Rolle	2	0	12
Todd Schlopy	0	2	7
Walter Broughton	1	0	6
Marc Brown	1	0	6
Mark Kelso	1	0	6
Thad McFadden	1	0	6
Sean McNanie	1	0	6
Bruce Smith	1	0	6
Steve Tasker	0	0	2
BILLS	33	12	270
Opponent	37	15	305

INTERCEPTIONS	INT	YDS	TD
Mark Kelso	6	25	0
Ron Pitts	3	19	0
Derrick Burroughs	2	11	0
Scott Radecic	2	4	0
Steve Clark	1	23	0
Scott Schankweiler	1	7	0
Will Cokeley	1	4	0
Wayne Davis	1	0	0
BILLS	17	93	0
Opponent	19	177	0

SACKS	
Bruce Smith	12.0
Cornelius Bennett	8.5
Leon Seals	3.5
Sean McNanie	2.5
John Armstrong	2.0
Ray Bentley	1.0
Dwight Drane	1.0
David Martin	1.0
Fred Smerlas	1.0
Darryl Talley	1.0
Shane Conlan	0.5
BILLS	34.0
Opponent	37.0



1988 SEASON STATISTICS

12-4 | 1ST IN AFC EAST | HEAD COACH MARV LEVY

DATE	W/L	SCORE	OPP.	ATT.
9/4	W	13-10	Minnesota	76,783
9/11	W	9-6	Miami	79,520
9/18	W	16-14	at New England	55,945
9/25	W	36-28	Pittsburgh	78,735
10/2	L	3-24	at Chicago	62,793
10/9	W	34-23	Indianapolis	76,018
10/17	W	37-14	at NY Jets	70,218
10/23	W	23-20	New England	76,824
10/30	W	28-0	Green Bay	79,176
11/6	W	13-3	at Seattle	61,074
11/14	W	31-6	at Miami	67,091
11/20	W	9-6 OT	NY Jets	78,389
11/27	L	21-35	at Cincinnati	58,672
12/4	L	5-10	at Tampa Bay	49,498
12/11	W	37-21	LA Raiders	77,348
12/18	L	14-17	at Indianapolis	59,908

AFC DIVISIONAL PLAYOFF

1/1	W	17-10	Houston	79,532
AFC CHAMPIONSHIP GAME				
1/8	L	10-21	at Cincinnati	59,747

TEAM STATS	BILLS	OPP
Total Net Yards	5315	4578
Avg. Per Game	332.2	286.1
Total Plays	1012	971
Avg. Per Play	5.3	4.7
Net Yards Rushing	2133	1854
Avg. Per Game	133.3	115.9
Total Rushes	528	477
Net Yards Passing	3182	2724
Avg. Per Game	198.9	170.3
Sacked / Yards Lost	30/229	46/322
Gross Yards	3411	3046
Attempts / Comp.	454/271	448/250
Completion Pct.	59.7	55.8
Interceptions	17	15
Touchdowns	33	29
Rushing	15	14
Passing	15	14
Returns	3	1
Total First Downs	313	299
Rushing	137	114
Passing	161	146
Penalty	15	39
3rd Down: Made / Att	88/207	69/192
3rd Down Pct.	42.5	35.9
4th Down: Made / Att	9/13	6/17
4th Down Pct.	69.2	35.3
Scoring	329	237
1st Quarter	71	44
2nd Quarter	83	104
3rd Quarter	81	27
4th Quarter	91	62
Overtime	3	0

PASSING	Att	Cmp	Pct	Yds	Yd/A	TD	Int	Lg	Sack	Rate
Jim Kelly	452	269	59.5	3380	7.48	15	17	66t	30	78.2
Robb Riddick	2	2	100.0	31	15.50	0	0	26	0	118.8
BILLS	454	271	59.7	3411	7.51	15	17	66t	30	78.5
Opponents	448	250	55.8	3046	6.80	14	15	-	46	73.4

RUSHING	No.	Yds	Avg	LG	TD
Thurman Thomas	207	881	4.26	37t	2
Robb Riddick	111	438	3.95	21	12
Jamie Mueller	81	296	3.65	20	0
Ronnie Harmon	57	212	3.72	32	1
Jim Kelly	35	154	4.40	20	0
Carl Byrum	28	91	3.25	11	0
Andre Reed	6	64	10.67	36	0
Frank Reich	3	-3	-1.00	-1	0
BILLS	528	2133	4.04	37t	15
Opponents	477	1854	3.89	-	14

RECEIVING	No.	Yds	Avg	LG	TD
Andre Reed	71	968	13.6	65t	6
Trumaine Johnson	37	514	13.9	49	0
Ronnie Harmon	37	427	11.5	36	3
Pete Metzelaars	33	438	13.3	35	1
Robb Riddick	30	282	9.4	26	1
Chris Burkett	23	354	15.4	34	1
Thurman Thomas	18	208	11.6	34	0
Flip Johnson	9	170	18.9	66t	1
Jamie Mueller	8	42	5.3	17	0
Butch Rolle	2	3	1.5	2t	2
Carl Byrum	2	0	0.0	3	0
Jim Kelly	1	5	5.0	5	0
BILLS	271	3411	12.6	66t	15
Opponents	250	3046	12.2	-	14

KICKING	FGM	FGA	PCT	LONG	PAT
Scott Norwood	32	37	86.5	49	33
BILLS	32	37	86.5	49	33
Opponents	12	24	50.0	52	27

PUNTING	PUNT	BLK	YDS	AVG	IN20
John Kidd	62	0	2451	39.5	13
BILLS	62	0	2451	39.5	13
Opponents	75	2	2977	39.7	-

TEAM STATS	BILLS	OPP
Punts / Average	62/39.5	75/39.7
Net Punting Avg.	62/35.3	75/36.7
Penalties / Yards	109/824	90/713
Fumbles / Lost	26/16	28/17
Avg. Time of Possession	29:54	30:06

SCORING	TD	FGM	PTS
Scott Norwood	0	32	129
Robb Riddick	14	0	84
Andre Reed	6	0	36
Ronnie Harmon	4	0	24
Butch Rolle	2	0	12
Thurman Thomas	2	0	12
Chris Burkett	1	0	6
Flip Johnson	1	0	6
Mark Kelso	1	0	6
Pete Metzelaars	1	0	6
Leon Seals	1	0	6
Bruce Smith	0	0	2
BILLS	34	17	287
Opponent	40	22	348

INTERCEPTIONS	INT	YDS	TD
Mark Kelso	7	180	1
Cornelius Bennett	2	30	0
Sherman Cocroft	1	17	0
Leonard Smith	1	14	0
Wayne Davis	1	3	0
Ray Bentley	1	0	0
Shane Conlan	1	0	0
Nate Odomes	1	0	0
BILLS	15	244	1
Opponent	17	202	1

SACKS	
Bruce Smith	11.0
Cornelius Bennett	9.5
Art Still	6.0
Jeff Wright	5.0
Fred Smerlas	4.0
Darryl Talley	2.5
Leon Seals	2.0
Shane Conlan	1.5
Scott Radecic	1.5
Ray Bentley	1.0
Hal Garner	1.0
Leonard Smith	1.0
BILLS	46.0
Opponent	30.0



1989 SEASON STATISTICS

9-7 | 1ST IN AFC EAST | HEAD COACH MARV LEVY

DATE	W/L	SCORE	OPP.	ATT.
9/10	W	27-24	at Miami	54,541
9/18	L	14-28	Denver	78,176
9/24	W	47-41 OT	at Houston	57,278
10/1	W	31-10	New England	78,921
10/8	L	14-37	at Indianapolis	58,890
10/16	W	23-20	LA Rams	76,231
10/22	W	34-3	NY Jets	76,811
10/29	W	31-17	Miami	80,208
11/5	L	28-30	at Atlanta	45,267
11/12	W	30-7	Indianapolis	79,256
11/19	L	24-33	at New England	49,663
11/26	W	24-7	Cincinnati	80,074
12/4	L	16-17	at Seattle	57,682
12/10	L	19-22	New Orleans	70,037
12/17	L	10-21	at San Francisco	60,927
12/23	W	37-0	at NY Jets	21,148
AFC DIVISIONAL PLAYOFF				
1/6	L	30-34	at Cleveland	77,706

TEAM STATS	BILLS	OPP
Total Net Yards	5853	5046
Avg. Per Game	365.8	315.4
Total Plays	1045	1030
Avg. Per Play	5.6	4.9
Net Yards Rushing	2264	1840
Avg. Per Game	141.5	115.0
Total Rushes	532	484
Net Yards Passing	3589	3206
Avg. Per Game	224.3	200.4
Sacked / Yards Lost	35/242	38/289
Gross Yards	3831	3495
Attempts / Comp.	478/281	508/255
Completion Pct.	58.8	50.2
Interceptions	20	23
Touchdowns	49	34
Rushing	15	15
Passing	32	14
Returns	2	5
Total First Downs	334	299
Rushing	136	117
Passing	177	156
Penalty	21	26
3rd Down: Made / Att	86/203	75/213
3rd Down Pct.	42.4	35.2
4th Down: Made / Att	4/8	7/15
4th Down Pct.	50.0	46.7
Scoring	409	317
1st Quarter	59	62
2nd Quarter	117	44
3rd Quarter	92	88
4th Quarter	135	123
Overtime	6	0

PASSING	Att	Cmp	Pct	Yds	Yd/A	TD	Int	Lg	Sack	Rate
Jim Kelly	391	228	58.3	3130	8.01	25	18	78t	30	86.2
Frank Reich	87	53	60.9	701	8.06	7	2	63t	4	103.7
BILLS	478	281	58.8	3831	8.01	32	20	78t	35	89.3
Opponents	508	255	50.2	3495	6.88	14	23	-	38	62.9

RUSHING	No.	Yds	Avg	LG	TD
Thurman Thomas	298	1244	4.17	38	6
Larry Kinnebrew	131	533	4.07	25	6
Kenneth Davis	29	149	5.14	21	1
Jim Kelly	29	137	4.72	19	2
Ronnie Harmon	17	99	5.82	24	0
Jamie Mueller	16	44	2.75	9	0
Andre Reed	2	31	15.50	23	0
Frank Reich	9	30	3.33	9	0
Stan Gelbaugh	1	-3	-3.00	-3	0
BILLS	532	2264	4.26	38	15
Opponents	484	1840	3.80	-	15

RECEIVING	No.	Yds	Avg	LG	TD
Andre Reed	88	1312	14.9	78t	9
Thurman Thomas	60	669	11.2	74t	6
Ronnie Harmon	29	363	12.5	42t	4
Flip Johnson	25	303	12.1	36	1
Keith McKeller	20	341	17.1	39t	2
Pete Metzelaars	18	179	9.9	23	2
Don Beebe	17	317	18.6	63t	2
James Lofton	8	166	20.8	47	3
Kenneth Davis	6	92	15.3	29	2
Larry Kinnebrew	5	60	12.0	18	0
Chris Burkett	3	20	6.7	9	0
Jamie Mueller	1	8	8.0	8	0
Butch Rolle	1	1	1.0	1t	1
BILLS	281	3831	13.6	78t	32
Opponents	255	3495	13.7	-	14

KICKING	FGM	FGA	PCT	LONG	PAT
Scott Norwood	23	30	76.7	48	46
BILLS	23	30	76.7	48	46
Opponents	26	37	70.3	54	33

PUNTING	PUNT	BLK	YDS	AVG	IN20
John Kidd	65	2	2564	39.4	15
BILLS	67	2	2564	38.3	15
Opponents	75	0	2870	38.3	-

TEAM STATS	BILLS	OPP
Punts / Average	67/38.3	75/38.3
Net Punting Avg.	67/31.3	75/34.3
Penalties / Yards	103/831	87/616
Fumbles / Lost	30/21	31/13
Avg. Time of Possession	30:12	29:48

SCORING	TD	FGM	PTS
Scott Norwood	0	23	115
Thurman Thomas	12	0	72
Andre Reed	9	0	54
Larry Kinnebrew	6	0	36
Ronnie Harmon	4	0	24
Kenneth Davis	3	0	18
James Lofton	3	0	18
Don Beebe	2	0	12
Jim Kelly	2	0	12
Keith McKeller	2	0	12
Pete Metzelaars	2	0	12
Kirby Jackson	1	0	6
Flip Johnson	1	0	6
Mark Kelso	1	0	6
Butch Rolle	1	0	6
BILLS	49	23	409
Opponent	34	26	317

INTERCEPTIONS	INT	YDS	TD
Mark Kelso	6	101	0
Nate Odomes	5	20	0
Leonard Smith	2	46	0
Kirby Jackson	2	43	1
Cornelius Bennett	2	5	0
Dwight Drane	1	25	0
Carlton Bailey	1	16	0
Art Still	1	10	0
Mickey Sutton	1	3	0
Shane Conlan	1	0	0
Jeff Wright	1	0	0
BILLS	23	269	1
Opponent	20	364	2

SACKS	
Bruce Smith	13.0
Darryl Talley	6.0
Cornelius Bennett	5.5
Leon Seals	4.0
Jeff Wright	3.0
Scott Radecic	1.5
Derrick Burroughs	1.0
Tim Cofield	1.0
Shane Conlan	1.0
Nate Odomes	1.0
Fred Smerlas	1.0
BILLS	38.0
Opponent	35.0



1990 SEASON STATISTICS

13-3 | 1ST IN AFC EAST | AFC CHAMPIONS | HEAD COACH MARV LEVY

DATE	W/L	SCORE	OPP.	ATT.
9/9	W	26-10	Indianapolis	78,899
9/16	L	7-30	at Miami	68,142
9/24	W	30-7	at NY Jets	69,927
9/30	W	29-28	Denver	74,393
10/7	W	38-24	LA Raiders	80,076
10/21	W	30-27	NY Jets	79,002
10/28	W	27-10	at New England	51,959
11/4	W	42-0	at Cleveland	78,331
11/11	W	45-14	Phoenix	74,904
11/18	W	14-0	New England	74,720
11/26	L	24-27	at Houston	60,130
12/2	W	30-23	Philadelphia	79,320
12/9	W	31-7	at Indianapolis	53,268
12/15	W	17-13	at NY Giants	66,893
12/23	W	24-14	Miami	80,235
12/30	L	14-29	at Washington	52,397

AFC DIVISIONAL PLAYOFF				
1/12	W	44-34	Miami	77,087
AFC CHAMPIONSHIP GAME				
1/20	W	51-3	LA Raiders	80,324
SUPER BOWL XXV, TAMPA STADIUM				
1/27	L	19-20	NY Giants	73,813

TEAM STATS	BILLS	OPP
Total Net Yards	5276	4607
Avg. Per Game	329.8	287.9
Total Plays	931	981
Avg. Per Play	5.7	4.7
Net Yards Rushing	2080	1808
Avg. Per Game	130.0	113.0
Total Rushes	479	483
Net Yards Passing	3196	2799
Avg. Per Game	199.8	174.9
Sacked / Yards Lost	27/208	43/326
Gross Yards	3404	3125
Attempts / Comp.	425/263	455/254
Completion Pct.	61.9	55.8
Interceptions	11	18
Touchdowns	53	30
Rushing	20	13
Passing	28	17
Returns	5	0
Total First Downs	302	288
Rushing	123	105
Passing	161	159
Penalty	18	24
3rd Down: Made / Att	81/184	89/208
3rd Down Pct.	44.0	42.8
4th Down: Made / Att	5/11	10/19
4th Down Pct.	45.5	52.6
Scoring	428	263
1st Quarter	83	55
2nd Quarter	116	74
3rd Quarter	69	72
4th Quarter	160	62
Overtime	0	0

PASSING	Att	Cmp	Pct	Yds	Yd/A	TD	Int	Lg	Sack	Rate
Jim Kelly	346	219	63.3	2829	8.18	24	9	71	20	101.2
Frank Reich	63	36	57.1	469	7.44	2	0	43	6	91.3
Gale Gilbert	15	8	53.3	106	7.07	2	2	23	1	76.0
Don Smith	1	0	0.0	0	0.00	0	0	-	0	39.6
BILLS	425	263	61.9	3404	8.01	28	11	71	27	98.2
Opponents	455	254	55.8	3125	6.87	17	18	-	43	73.2

RUSHING	No.	Yds	Avg	LG	TD
Thurman Thomas	271	1297	4.79	80t	11
Kenneth Davis	64	302	4.72	47	4
Jamie Mueller	59	207	3.51	20	2
Don Smith	20	82	4.10	13	2
Jim Kelly	22	63	2.86	15	0
Carwell Gardner	15	41	2.73	14	0
Frank Reich	15	24	1.60	9	0
Andre Reed	3	23	7.67	26	0
Don Beebe	1	23	23.00	23	0
Larry Kinnebrew	9	18	2.00	4	1
BILLS	479	2080	4.34	80t	20
Opponents	483	1808	3.74	-	13

RECEIVING	No.	Yds	Avg	LG	TD
Andre Reed	71	945	13.3	56t	8
Thurman Thomas	49	532	10.9	63	2
James Lofton	35	712	20.3	71	4
Keith McKeller	34	464	13.6	43	5
Don Smith	21	225	10.7	39	0
Jamie Mueller	16	106	6.6	30	1
Don Beebe	11	221	20.1	49	1
Pete Metzelaars	10	60	6.0	12	1
Kenneth Davis	9	78	8.7	16	1
Butch Rolle	3	6	2.0	3t	3
Steve Tasker	2	44	22.0	24t	2
Al Edwards	2	11	5.5	6	0
BILLS	263	3404	12.9	71	28
Opponents	254	3125	12.3	-	17

KICKING	FGM	FGA	PCT	LONG	PAT
Scott Norwood	20	29	69.0	48	50
BILLS	20	29	69.0	48	50
Opponents	18	24	75.0	48	29

PUNTING	PUNT	BLK	YDS	AVG	IN20
Rick Tuten	53	0	2107	39.8	12
John Nies	5	0	174	34.8	0
BILLS	58	0	2281	39.3	12
Opponents	66	3	2528	38.3	17

TEAM STATS	BILLS	OPP
Punts / Average	58/39.3	66/38.3
Net Punting Avg.	58/33.6	66/34.1
Penalties / Yards	92/683	107/839
Fumbles / Lost	17/10	33/17
Avg. Time of Possession	28:39	31:21

SCORING	TD	FGM	PTS
Scott Norwood	0	20	110
Thurman Thomas	13	0	78
Andre Reed	8	0	48
Kenneth Davis	5	0	30
Keith McKeller	5	0	30
James Lofton	4	0	24
Jamie Mueller	3	0	18
Butch Rolle	3	0	18
Don Smith	2	0	12
Steve Tasker	2	0	12
Don Beebe	1	0	6
Cornelius Bennett	1	0	6
Larry Kinnebrew	1	0	6
Pete Metzelaars	1	0	6
Nate Odomes	1	0	6
Leonard Smith	1	0	6
Darryl Talley	1	0	6
James Williams	1	0	6
BILLS	53	20	428
Opponent	30	18	263

INTERCEPTIONS	INT	YDS	TD
Kirby Jackson	3	16	0
Darryl Talley	2	60	1
Leonard Smith	2	39	1
John Hagy	2	23	0
Mark Kelso	2	0	0
James Williams	2	0	0
Ray Bentley	1	13	0
Clifford Hicks	1	0	0
Nate Odomes	1	0	0
David Pool	1	0	0
Leon Seals	1	0	0
BILLS	18	151	2
Opponent	11	156	0

SACKS	
Bruce Smith	19.0
Jeff Wright	5.0
Cornelius Bennett	4.0
Leon Seals	4.0
Darryl Talley	4.0
Carlton Bailey	2.0
Mike Lodish	2.0
Shane Conlan	1.0
Clifford Hicks	1.0
Hal Garner	0.5
Marvuss Patton	0.5
BILLS	43.0
Opponent	27.0



1991 SEASON STATISTICS

13-3 | 1ST IN AFC EAST | AFC CHAMPIONS | HEAD COACH MARV LEVY

DATE	W/L	SCORE	OPP.	ATT.
9/1	W	35-31	Miami	80,252
9/8	W	52-34	Pittsburgh	79,545
9/15	W	23-20	at NY Jets	65,309
9/22	W	17-10	at Tampa Bay	57,323
9/29	W	35-20	Chicago	80,366
10/7	L	6-33	at Kansas City	76,120
10/13	W	42-6	Indianapolis	79,015
10/21	W	35-16	Cincinnati	80,131
11/3	W	22-17	New England	78,278
11/10	W	34-24	at Green Bay	52,175
11/18	W	41-27	at Miami	71,062
11/24	L	13-16	at New England	47,053
12/1	W	24-13	NY Jets	80,243
12/8	W	30-27 (OT)	at LA Raiders	85,081
12/15	W	35-7	at Indianapolis	48,286
12/22	L	14-17 OT	Detroit	78,059
AFC DIVISIONAL PLAYOFF				
1/5	W	37-14	Kansas City	80,182
AFC CHAMPIONSHIP GAME				
1/12	W	10-7	Denver	80,272
SUPER BOWL XXVI, METRODOME				
1/26	L	24-37	Washington	63,130

TEAM STATS	BILLS	OPP
Total Net Yards	6252	5458
Avg. Per Game	390.8	341.1
Total Plays	1056	1086
Avg. Per Play	5.9	5.0
Net Yards Rushing	2381	2044
Avg. Per Game	148.8	127.8
Total Rushes	505	519
Net Yards Passing	3871	3414
Avg. Per Game	241.9	213.4
Sacked / Yards Lost	35/269	31/246
Gross Yards	4140	3660
Attempts / Comp.	516/332	536/299
Completion Pct.	64.3	55.8
Interceptions	19	23
Touchdowns	58	34
Rushing	16	20
Passing	39	12
Returns	3	2
Total First Downs	359	335
Rushing	128	138
Passing	208	166
Penalty	23	31
3rd Down: Made / Att	90/191	74/218
3rd Down Pct.	47.1	33.9
4th Down: Made / Att	4/12	8/20
4th Down Pct.	33.3	40.0
Scoring	458	318
1st Quarter	82	40
2nd Quarter	130	87
3rd Quarter	106	92
4th Quarter	137	96
Overtime	3	3

PASSING	Att	Cmp	Pct	Yds	Yd/A	TD	Int	Lg	Sack	Rate
Jim Kelly	474	304	64.1	3844	8.11	33	17	77t	31	97.6
Frank Reich	41	27	65.9	305	7.44	6	2	29	4	107.2
Chris Mohr	1	1	100.0	-9	-9.00	0	0	-9	0	79.2
BILLS	516	332	64.3	4140	8.02	39	19	77t	35	99.0
Opponents	536	299	55.8	3660	6.83	12	23	-	31	66.6

RUSHING	No.	Yds	Avg	LG	TD
Thurman Thomas	288	1407	4.89	33	7
Kenneth Davis	129	624	4.84	78t	4
Carwell Gardner	42	146	3.48	18	4
Andre Reed	12	136	11.33	46	0
Jim Kelly	20	45	2.25	12	1
Al Edwards	1	17	17.00	17	0
Frank Reich	13	6	0.46	8	0
BILLS	505	2381	4.71	78t	16
Opponents	519	2044	3.94	-	20

RECEIVING	No.	Yds	Avg	LG	TD
Andre Reed	81	1113	13.7	55	10
Thurman Thomas	62	631	10.2	50t	5
James Lofton	57	1072	18.8	77t	8
Keith McKeller	44	434	9.9	29t	3
Don Beebe	32	414	12.9	34t	6
Al Edwards	22	228	10.4	33t	1
Kenneth Davis	20	118	5.9	14t	1
Pete Metzelaars	5	54	10.8	51t	2
Carwell Gardner	3	20	6.7	11	0
Butch Rolle	3	10	3.3	5	2
Steve Tasker	2	39	19.5	20t	1
Mike Alexander	1	7	7.0	7	0
BILLS	332	4140	12.5	77t	39
Opponents	299	3660	12.2	-	12

KICKING	FGM	FGA	PCT	LONG	PAT
Scott Norwood	18	29	62.1	52	56
BILLS	18	29	62.1	52	56
Opponents	27	35	77.1	53	33

PUNTING	PUNT	BLK	YDS	AVG	IN20
Chris Mohr	54	0	2085	38.6	12
BILLS	54	0	2085	38.6	12
Opponents	70	1	2740	39.1	19

TEAM STATS	BILLS	OPP
Punts / Average	54/38.6	70/39.1
Net Punting Avg.	54/36.1	70/34.4
Penalties / Yards	113/865	110/938
Fumbles / Lost	25/16	26/14
Avg. Time of Possession	26:04	33:56

SCORING	TD	FGM	PTS
Scott Norwood	0	18	110
Thurman Thomas	12	0	72
Andre Reed	10	0	60
James Lofton	8	0	48
Don Beebe	6	0	36
Kenneth Davis	5	0	30
Carwell Gardner	4	0	24
Keith McKeller	3	0	18
Al Edwards	2	0	12
Pete Metzelaars	2	0	12
Butch Rolle	2	0	12
Cornelius Bennett	1	0	6
Jim Kelly	1	0	6
Nate Odomes	1	0	6
Steve Tasker	1	0	6
BILLS	58	18	458
Opponent	34	27	318

INTERCEPTIONS	INT	YDS	TD
Nate Odomes	5	120	1
Darryl Talley	5	45	0
Kirby Jackson	4	31	0
Leonard Smith	3	22	0
Mark Kelso	2	0	0
Ray Bentley	1	58	0
Chris Hale	1	0	0
Clifford Hicks	1	0	0
James Williams	1	0	0
BILLS	23	276	1
Opponent	19	320	2

SACKS	
Cornelius Bennett	9
Jeff Wright	6
Darryl Talley	4
Phil Hansen	2
Leonard Smith	2
Mike Lodish	1.5
Bruce Smith	1.5
Kirby Jackson	1
Nate Odomes	1
Reggie Rogers	1
Leon Seals	1
BILLS	31
Opponent	35



1992 SEASON STATISTICS

11-5 | 2ND IN AFC EAST | AFC CHAMPIONS | HEAD COACH MARV LEVY

DATE	W/L	SCORE	OPP.	ATT.
9/6	W	40-7	LA Rams	79,001
9/13	W	34-31	at San Francisco	64,053
9/20	W	38-0	Indianapolis	77,781
9/27	W	41-7	at New England	52,527
10/4	L	10-37	Miami	80,368
10/11	L	3-20	at LA Raiders	52,287
10/26	W	24-20	at NY Jets	68,181
11/1	W	16-7	New England	78,268
11/8	W	28-20	Pittsburgh	80,294
11/16	W	26-20	at Miami	70,629
11/22	W	41-14	Atlanta	80,004
11/29	L	13-16 OT	at Indianapolis	50,221
12/6	L	17-24	NY Jets	75,876
12/12	W	27-17	Denver	71,740
12/20	W	20-16	at New Orleans	68,591
12/27	L	3-27	at Houston	61,742

AFC WILD CARD PLAYOFF				
1/3	W	41-38 OT	Houston	75,141

AFC DIVISIONAL PLAYOFF				
1/9	W	24-3	at Pittsburgh	60,407

AFC CHAMPIONSHIP GAME				
1/17	W	29-10	at Miami	72,703

SUPER BOWL XXVI, METRODOME				
1/31	L	17-52	Dallas	98,374

TEAM STATS	BILLS	OPP
Total Net Yards	5893	4604
Avg. Per Game	368.3	287.8
Total Plays	1087	991
Avg. Per Play	5.4	4.6
Net Yards Rushing	2436	1395
Avg. Per Game	152.3	87.2
Total Rushes	549	427
Net Yards Passing	3457	3209
Avg. Per Game	216.1	200.6
Sacked / Yards Lost	29/221	44/351
Gross Yards	3678	3560
Attempts / Comp.	509/293	520/305
Completion Pct.	57.6	58.7
Interceptions	21	23
Touchdowns	44	31
Rushing	18	8
Passing	23	19
Returns	3	4
Total First Downs	350	278
Rushing	133	77
Passing	192	185
Penalty	25	16
3rd Down: Made / Att	80/202	84/218
3rd Down Pct.	39.6	38.5
4th Down: Made / Att	4/10	7/14
4th Down Pct.	40.0	50.0
Punts / Average	60/42.2	79/43.9
Net Punting Avg.	60/36.8	79/36.2

PASSING	Att	Cmp	Pct	Yds	Yd/A	TD	Int	Lg	Sack	Rate
Jim Kelly	462	269	58.2	3457	7.48	23	19	65t	20	81.2
Frank Reich	47	24	51.1	221	4.70	0	2	21	9	46.5
BILLS	509	293	57.6	3678	7.23	23	21	65t	29	78.0
Opponents	520	305	58.7	3560	6.85	19	23	-	44	73.2

RUSHING	No.	Yds	Avg	LG	TD	SCORING	TD	FGM	PTS
Thurman Thomas	312	1487	4.77	44	9	Steve Christie	0	24	115
Kenneth Davis	139	613	4.41	64t	6	Thurman Thomas	12	0	72
Carwell Gardner	40	166	4.15	19	2	Kenneth Davis	6	0	36
Andre Reed	8	65	8.13	24	0	James Lofton	6	0	36
Jim Kelly	31	53	1.71	10	1	Pete Metzelaars	6	0	36
Eddie Fuller	6	39	6.50	15	0	Andre Reed	3	0	18
Chris Mohr	1	11	11.00	11	0	Don Beebe	2	0	12
Steve Tasker	1	9	9.00	9	0	Mitch Frerotte	2	0	12
Al Edwards	1	8	8.00	8	0	Carwell Gardner	2	0	12
Don Beebe	1	-6	-6.00	-6	0	Henry Jones	2	0	12
Frank Reich	9	-9	-1.00	0	0	John Fina	1	0	6
BILLS	549	2436	4.44	64t	18	Jim Kelly	1	0	6
Opponents	427	1395	3.27	-	8	Mike Lodish	1	0	6

RECEIVING	No.	Yds	Avg	LG	TD	BILLS	TD	FGM	PTS
Andre Reed	65	913	14.0	51	3	Opponent	34	27	318
Thurman Thomas	58	626	10.8	43	3				
James Lofton	51	786	15.4	50	6				
Don Beebe	33	554	16.8	65t	2				
Pete Metzelaars	30	298	9.9	53t	6				
Kenneth Davis	15	80	5.3	22	0				
Keith McKeller	14	110	7.9	26	0				
Brad Lamb	7	139	19.9	53	0				
Carwell Gardner	7	67	9.6	17	0				
Rob Awalt	4	34	8.5	10	0				
Al Edwards	2	25	12.5	20	0				
Steve Tasker	2	24	12.0	17	0				
Eddie Fuller	2	17	8.5	17	0				
Mitch Frerotte	2	4	2.0	2t	2				
John Fina	1	1	1.0	1t	1				
BILLS	293	3678	12.6	65t	23				
Opponents	305	3560	11.7	-	19				

KICKING	FGM	FGA	PCT	LONG	PAT	INTERCEPTIONS	INT	YDS	TD
Steve Christie	24	30	80.0	54	43	Henry Jones	8	263	2
BILLS	24	30	80.0	54	43	Mark Kelso	7	21	0
Opponents	22	30	73.3	52	31	Nate Odomes	5	19	0

PUNTING	PUNT	BLK	YDS	AVG	IN20	Mark Pike	44
Chris Mohr	60	0	2531	42.2	12	BILLS	11
BILLS	60	0	2531	42.2	12	Opponent	29
Opponents	79	0	3465	43.9	20		

TEAM STATS	BILLS	OPP	SACKS	SACKS
Scoring	381	283	Bruce Smith	14
1st Quarter	77	46	Phil Hansen	8
2nd Quarter	118	101	Jeff Wright	6
3rd Quarter	105	72	Cornelius Bennett	4
4th Quarter	81	61	Darryl Talley	4
Overtime	0	3	Shane Conlan	2
Penalties / Yards	103/775	118/933	Marv Patton	2
Fumbles / Lost	31/17	29/12	Carlton Bailey	1
Avg. Time of Possession	28:10	31:50	Clifford Hicks	1
			Nate Odomes	1
			Mark Pike	1
			BILLS	44
			Opponent	29



1993 SEASON STATISTICS

12-4 | 1ST IN AFC EAST | AFC CHAMPIONS | HEAD COACH MARV LEVY

DATE	W/L	SCORE	OPP.	ATT.
9/5	W	38-14	New England	79,751
9/12	W	13-10	at Dallas	63,226
9/26	L	13-22	Miami	79,635
10/3	W	17-14	NY Giants	79,283
10/11	W	35-7	Houston	79,613
10/24	W	19-10	at NY Jets	71,541
11/1	W	24-10	Washington	79,106
11/7	W	13-10 (OT)	Cincinnati	80,131
11/15	L	0-23	at Pittsburgh	60,265
11/21	W	23-9	Indianapolis	79,101
11/28	L	7-23	at Kansas City	74,452
12/5	L	24-25	LA Raiders	79,478
12/12	W	10-7	at Philadelphia	60,769
12/19	W	47-34	at Miami	71,597
12/26	W	16-14	NY Jets	70,817
1/2	W	30-10	at Indianapolis	43,028
AFC DIVISIONAL PLAYOFF				
1/15	W	29-23	LA Raiders	61,923
AFC CHAMPIONSHIP GAME				
1/23	W	30-13	Kansas City	76,642
SUPER BOWL XXVI, METRODOME				
1/30	L	13-30	Dallas	72,817

TEAM STATS	BILLS	OPP
Total Net Yards	5260	5554
Avg. Per Game	328.8	347.1
Total Plays	1078	1119
Avg. Per Play	4.9	5.0
Net Yards Rushing	1943	1921
Avg. Per Game	121.4	120.1
Total Rushes	550	500
Net Yards Passing	3317	3633
Avg. Per Game	207.3	227.1
Sacked / Yards Lost	31/218	37/256
Gross Yards	3535	3889
Attempts / Comp.	497/304	582/323
Completion Pct.	61.2	55.5
Interceptions	18	23
Touchdowns	37	25
Rushing	12	7
Passing	20	18
Returns	5	0
Total First Downs	316	331
Rushing	117	114
Passing	176	199
Penalty	23	18
3rd Down: Made / Att	98/225	107/235
3rd Down Pct.	43.6	45.5
4th Down: Made / Att	5/8	6/18
4th Down Pct.	62.5	33.3
Scoring	329	242
1st Quarter	64	71
2nd Quarter	113	62
3rd Quarter	51	67
4th Quarter	98	42
Overtime	3	0

PASSING	Att	Cmp	Pct	Yds	Yd/A	TD	Int	Lg	Sack	Rate
Jim Kelly	470	288	61.3	3382	7.20	18	18	65t	25	79.9
Frank Reich	26	16	61.5	153	5.88	2	0	30t	6	103.5
Thurman Thomas	1	0	0.0	0	0.00	0	0	-	0	39.6
BILLS	497	304	61.2	3535	7.11	20	18	65t	31	81.0
Opponents	582	323	55.5	3889	6.68	18	23	-	37	70.0

RUSHING	No.	Yds	Avg	LG	TD
Thurman Thomas	355	1315	3.70	27	6
Kenneth Davis	109	391	3.59	19	6
Jim Kelly	36	102	2.83	17	0
Carwell Gardner	20	56	2.80	8	0
Nate Turner	11	36	3.27	10	0
Bill Brooks	3	30	10.00	15	0
Andre Reed	9	21	2.33	15	0
John Fina	1	-2	-2.00	-2	0
Frank Reich	6	-6	-1.00	-1	0
BILLS	550	1943	3.53	27	12
Opponents	500	1921	3.84	-	7

RECEIVING	No.	Yds	Avg	LG	TD
Pete Metzelaars	68	609	9.0	51	4
Bill Brooks	60	714	11.9	32	5
Andre Reed	52	854	16.4	65t	6
Thurman Thomas	48	387	8.1	37	0
Don Beebe	31	504	16.3	65t	3
Kenneth Davis	21	95	4.5	28	0
Russell Copeland	13	242	18.6	60	0
Carwell Gardner	4	50	12.5	22	1
Keith McKeller	3	35	11.7	13t	1
Steve Tasker	2	26	13.0	22	0
Rob Awalt	2	19	9.5	10	0
BILLS	304	3535	11.6	65t	20
Opponents	323	3889	12.0	-	18

KICKING	FGM	FGA	PCT	LONG	PAT
Steve Christie	23	32	71.9	59	36
BILLS	23	32	71.9	59	36
Opponents	23	35	65.7	47	23

PUNTING	PUNT	BLK	YDS	AVG	IN20
Chris Mohr	74	0	2991	40.4	19
BILLS	74	0	2991	40.4	19
Opponents	65	0	2719	41.8	20

TEAM STATS	BILLS	OPP
Punts / Average	74/40.4	65/41.8
Net Punting Avg.	74/36.0	65/35.1
Penalties / Yards	94/630	99/681
Fumbles / Lost	26/17	35/24
Avg. Time of Possession	27:30	32:30

SCORING	TD	FGM	PTS
Steve Christie	0	23	105
Kenneth Davis	6	0	36
Andre Reed	6	0	36
Thurman Thomas	6	0	36
Bill Brooks	5	0	30
Pete Metzelaars	4	0	24
Don Beebe	3	0	18
Henry Jones	1	0	8
Russell Copeland	1	0	6
Carwell Gardner	1	0	6
Keith McKeller	1	0	6
Nate Odomes	1	0	6
Darryl Talley	1	0	6
Mickey Washington	1	0	6
BILLS	37	23	329
Opponent	25	23	242

INTERCEPTIONS	INT	YDS	TD
Nate Odomes	9	65	0
Darryl Talley	3	74	1
Henry Jones	2	92	1
Matt Darby	2	32	0
James Williams	2	11	0
Marcus Patton	2	0	0
Mickey Washington	1	27	1
Cornelius Bennett	1	5	0
Bruce Smith	1	0	0
BILLS	23	306	3
Opponent	18	174	0

SACKS	
Bruce Smith	14
Cornelius Bennett	5
Jeff Wright	4.5
Phil Hansen	3.5
Oliver Barnett	2
Henry Jones	2
Darryl Talley	2
Keith Goganious	1
John Parrella	1
Marcus Patton	1
Mike Lodish	0.5
Mickey Washington	0.5
BILLS	37
Opponent	31



1994 SEASON STATISTICS

7-9 | 4TH IN AFC EAST | HEAD COACH MARV LEVY

DATE	W/L	SCORE	OPP.	ATT.
9/ 4	L	3-23	NY Jets	79,460
9/11	W	38-35	at New England	60,274
9/18	W	15- 7	at Houston	55,242
9/26	W	27-20	Denver	75,373
10/ 2	L	13-20	at Chicago	62,406
10/ 9	W	21-11	Miami	79,491
10/16	L	17-27	Indianapolis	79,404
10/30	W	44-10	Kansas City	79,501
11/ 6	L	17-22	at NY Jets	66,949
11/14	L	10-23	at Pittsburgh	59,019
11/20	W	29-20	Green Bay	79,029
11/24	L	21-35	at Detroit	75,672
12/ 4	W	42-31	at Miami	69,358
12/11	L	17-21	Minnesota	66,501
12/18	L	17-41	New England	56,784
12/24	L	9-10	at Indianapolis	38,458

TEAM STATS	BILLS	OPP
Total Net Yards	5244	5175
Avg. Per Game	327.8	323.4
Total Plays	1066	1007
Avg. Per Play	4.9	5.1
Net Yards Rushing	1831	1515
Avg. Per Game	114.4	94.7
Total Rushes	483	447
Net Yards Passing	3413	3660
Avg. Per Game	213.3	228.8
Sacked / Yards Lost	41/301	25/152
Gross Yards	3714	3812
Attempts / Comp.	542/342	535/314
Completion Pct.	63.1	58.7
Interceptions	21	16
Touchdowns	38	40
Rushing	14	10
Passing	23	26
Returns	1	4
Total First Downs	319	294
Rushing	107	82
Passing	181	199
Penalty	31	13
3rd Down: Made / Att	96/222	91/217
3rd Down Pct.	43.2	41.9
4th Down: Made / Att	5/16	12/18
4th Down Pct.	31.3	66.7
Scoring	340	356
1st Quarter	82	46
2nd Quarter	120	115
3rd Quarter	69	87
4th Quarter	69	108
Overtime	0	0

PASSING	Att	Cmp	Pct	Yds	Yd/A	TD	Int	Lg	Sack	Rate
Jim Kelly	448	285	63.6	3114	6.95	22	17	83t	34	84.6
Frank Reich	93	56	60.2	568	6.11	1	4	47	7	63.4
Andre Reed	1	1	100.0	32	32.00	0	0	32	0	118.8
BILLS	542	342	63.1	3714	6.85	23	21	83t	41	81.2
Opponents	535	314	58.7	3812	7.13	26	16	57	25	84.4

RUSHING	No.	Yds	Avg	LG	TD
Thurman Thomas	287	1093	3.81	29	7
Kenneth Davis	91	381	4.19	60	2
Carwell Gardner	41	135	3.29	13	4
Andre Reed	10	87	8.70	20	0
Jim Kelly	25	77	3.08	18	1
Yonel Jourdain	17	56	3.29	16	0
Don Beebe	2	11	5.50	6	0
Nate Turner	2	4	2.00	4	0
Frank Reich	6	3	0.50	5	0
Russell Copeland	1	-7	-7.00	-7	0
Chris Mohr	1	-9	-9.00	-9	0
BILLS	483	1831	3.79	60	14
Opponents	447	1515	3.39	28	10

RECEIVING	No.	Yds	Avg	LG	TD
Andre Reed	90	1303	14.5	83t	8
Thurman Thomas	50	349	7.0	28	2
Pete Metzelaars	49	428	8.7	35t	5
Bill Brooks	42	482	11.5	32	2
Don Beebe	40	527	13.2	72t	4
Russell Copeland	21	255	12.1	35	1
Kenneth Davis	18	82	4.6	12	0
Carwell Gardner	11	89	8.1	21	0
Yonel Jourdain	10	56	5.6	18	0
Vince Marrow	5	44	8.8	14	0
Lonnie Johnson	3	42	14.0	21	0
Damon Thomas	2	31	15.5	17	0
Nate Turner	1	26	26.0	26t	1
BILLS	342	3714	10.9	83t	23
Opponents	314	3812	12.1	57	26

KICKING	FGM	FGA	PCT	LONG	PAT
Steve Christie	24	28	85.7	52	38
BILLS	24	28	85.7	52	38
Opponents	26	30	86.7	50	34

PUNTING	PUNT	BLK	YDS	AVG	IN20
Chris Mohr	67	0	2799	41.8	13
BILLS	67	0	2799	41.8	13
Opponents	69	0	2916	42.3	19

TEAM STATS	BILLS	OPP
Punts / Average	67/41.8	69/42.3
Net Punting Avg.	67/36.0	69/34.1
Penalties / Yards	92/631	101/770
Fumbles / Lost	30/13	23/12
Avg. Time of Possession	29:21	30:39

SCORING	TD	FGM	PTS
Steve Christie	0	24	110
Thurman Thomas	9	0	54
Andre Reed	8	0	48
Pete Metzelaars	5	0	30
Don Beebe	4	0	24
Carwell Gardner	4	0	24
Bill Brooks	2	0	12
Kenneth Davis	2	0	12
Russell Copeland	1	0	6
Jim Kelly	1	0	6
Mike Lodish	1	0	6
Nate Turner	1	0	6
BILLS	38	24	340
Opponent	40	26	356

INTERCEPTIONS	INT	YDS	TD
Matt Darby	4	20	0
Mickey Washington	3	63	0
Henry Jones	2	45	0
Jeff Burris	2	24	0
Marvcur Patton	2	8	0
Mark Maddox	1	11	0
Thomas Smith	1	4	0
Bruce Smith	1	0	0
BILLS	16	175	0
Opponent	21	262	2

SACKS	
Bruce Smith	10
Phil Hansen	5.5
Cornelius Bennett	5
Jeff Wright	2
Oliver Barnett	1
Henry Jones	1
Mickey Washington	0.5
BILLS	25
Opponent	41



1995 SEASON STATISTICS

10-6 | 1ST IN AFC EAST | HEAD COACH MARV LEVY

DATE	W/L	SCORE	OPP.	ATT.
9/3	L	7-22	at Denver	75,157
9/10	W	31-9	Carolina	79,190
9/17	W	20-14	Indianapolis	62,499
10/2	W	22-19	at Cleveland	76,211
10/8	W	29-10	NY Jets	79,485
10/15	W	27-21	Seattle	74,362
10/23	L	14-27	at New England	60,203
10/29	L	6-23	at Miami	71,060
11/5	W	16-10	at Indianapolis	59,612
11/12	W	23-17	Atlanta	62,690
11/19	W	28-26	at NY Jets	54,436
11/26	L	25-35	New England	69,384
12/3	L	17-27	at San Francisco	65,568
12/10	W	45-27	at St. Louis	64,623
12/17	W	23-20	Miami	79,531
12/24	L	17-28	Houston	45,253
AFC WILD CARD PLAYOFF				
12/30	W	37-22	Miami	73,103
AFC DIVISIONAL PLAYOFF				
1/6	L	21-40	at Pittsburgh	59,072

TEAM STATS	BILLS	OPP
Total Net Yards	5117	5128
Avg. Per Game	319.8	320.5
Total Plays	1059	1084
Avg. Per Play	4.8	4.7
Net Yards Rushing	1993	1626
Avg. Per Game	124.6	101.6
Total Rushes	521	453
Net Yards Passing	3124	3502
Avg. Per Game	195.3	218.9
Sacked / Yards Lost	32/224	49/362
Gross Yards	3348	3864
Attempts / Comp.	506/279	582/310
Completion Pct.	55.1	53.3
Interceptions	14	17
Touchdowns	37	33
Rushing	10	16
Passing	24	14
Returns	3	3
Total First Downs	300	287
Rushing	130	93
Passing	142	180
Penalty	28	14
3rd Down: Made / Att	71/225	84/244
3rd Down Pct.	31.6	34.4
4th Down: Made / Att	7/13	13/23
4th Down Pct.	53.8	56.5
Scoring	350	335
1st Quarter	73	64
2nd Quarter	115	79
3rd Quarter	97	89
4th Quarter	65	103
Overtime	0	0

PASSING	Att	Cmp	Pct	Yds	Yd/A	TD	Int	Lg	Sack	Rate
Jim Kelly	458	255	55.7	3130	6.83	22	13	77t	26	81.1
Todd Collins	29	14	48.3	112	3.86	0	1	18	6	44.0
Alex Van Pelt	18	10	55.6	106	5.89	2	0	19t	0	110.0
Justin Armour	1	0	0.0	0	0.00	0	0	-	0	39.6
BILLS	506	279	55.1	3348	6.62	24	14	77t	32	79.9
Opponents	582	310	53.3	3864	6.64	14	17	54t	49	70.0

RUSHING	No.	Yds	Avg	LG	TD
Thurman Thomas	267	1005	3.76	49	6
Darick Holmes	172	698	4.06	38t	4
Carwell Gardner	20	77	3.85	17	0
Steve Tasker	8	74	9.25	17	0
Andre Reed	7	48	6.86	14	0
Yonel Jourdain	8	31	3.88	19	0
Todd Collins	9	23	2.56	10	0
Jim Kelly	17	20	1.18	17	0
Tim Tindale	5	16	3.20	6	0
Bill Brooks	3	7	2.33	9	0
Russell Copeland	1	-1	-1.00	-1	0
Justin Armour	4	-5	-1.25	6	0
BILLS	521	1993	3.83	49	10
Opponents	453	1626	3.59	39	16

RECEIVING	No.	Yds	Avg	LG	TD
Bill Brooks	53	763	14.4	51t	11
Lonnie Johnson	49	504	10.3	52	1
Russell Copeland	42	646	15.4	77t	1
Justin Armour	26	300	11.5	28t	3
Thurman Thomas	26	220	8.5	60	2
Andre Reed	24	312	13.0	41t	3
Darick Holmes	24	214	8.9	47	0
Steve Tasker	20	255	12.8	43	3
Tony Cline	8	64	8.0	17	0
Rob Coons	3	28	9.3	13	0
Carwell Gardner	2	17	8.5	13	0
Damon Thomas	1	18	18.0	18	0
Yonel Jourdain	1	7	7.0	7	0
BILLS	279	3348	12.0	77t	24
Opponents	310	3864	12.5	54t	14

KICKING	FGM	FGA	PCT	LONG	PAT
Steve Christie	31	40	77.5	51	33
BILLS	31	40	77.5	51	33
Opponents	34	43	79.1	52	29

PUNTING	PUNT	BLK	YDS	AVG	IN20
Chris Mohr	86	0	3473	40.4	23
BILLS	86	0	3473	40.4	23
Opponents	90	0	3854	42.8	19

TEAM STATS	BILLS	OPP
Punts / Average	86/40.4	90/42.8
Net Punting Avg.	86/36.2	90/35.1
Penalties / Yards	89/672	115/890
Fumbles / Lost	25/12	23/11
Avg. Time of Possession	28:10	31:50

SCORING	TD	FGM	PTS
Steve Christie	0	31	126
Bill Brooks	11	0	66
Thurman Thomas	8	0	48
Darick Holmes	4	0	24
Justin Armour	3	0	18
Andre Reed	3	0	18
Steve Tasker	3	0	18
Carwell Gardner	1	0	8
Cornelius Bennett	1	0	6
Russell Copeland	1	0	6
Lonnie Johnson	1	0	6
Kurt Schulz	1	0	6
BILLS	37	31	350
Opponent	33	34	335

INTERCEPTIONS	INT	YDS	TD
Kurt Schulz	6	48	1
Matt Darby	2	37	0
Thomas Smith	2	23	0
Bryce Paup	2	0	0
Cornelius Bennett	1	69	1
Jeff Burris	1	19	0
Greg Evans	1	18	0
Henry Jones	1	10	0
David White	1	9	0
BILLS	17	233	2
Opponent	14	187	0

SACKS	
Bryce Paup	17.5
Bruce Smith	10.5
Phil Hansen	10
Jim Jeffcoat	2.5
Ted Washington	2.5
Cornelius Bennett	2
Sam Rogers	2
David White	1
Karl Wilson	1
BILLS	49
Opponent	32



1996 SEASON STATISTICS

10-6 | 2ND IN AFC EAST | HEAD COACH MARV LEVY

DATE	W/L	SCORE	OPP.	ATT.
9/1	W	23-20 (OT)	at NY Giants	74,218
9/8	W	17-10	New England	78,104
9/16	L	6-24	at Pittsburgh	59,002
9/22	W	10-7	Dallas	78,098
10/6	W	16-13 (OT)	Indianapolis	79,401
10/13	L	7-21	Miami	79,642
10/20	W	25-22	at NY Jets	49,775
10/27	L	25-28	at New England	58,858
11/3	W	38-13	Washington	78,002
11/10	W	24-17	at Philadelphia	66,613
11/17	W	31-17	Cincinnati	75,549
11/24	W	35-10	NY Jets	60,854
12/1	L	10-13 (OT)	at Indianapolis	53,804
12/8	L	18-26	at Seattle	41,373
12/16	L	14-16	at Miami	67,016
12/22	W	20-9	Kansas City	68,671
AFC WILD CARD PLAYOFF				
12/28	L	27-30	Jacksonville	70,213

TEAM STATS	BILLS	OPP
Total Net Yards	5119	4737
Avg. Per Game	319.9	296.1
Total Plays	1094	1105
Avg. Per Play	4.7	4.3
Net Yards Rushing	1901	1669
Avg. Per Game	118.8	104.3
Total Rushes	563	495
Net Yards Passing	3218	3068
Avg. Per Game	201.1	191.8
Sacked / Yards Lost	48/340	48/341
Gross Yards	3558	3409
Attempts / Comp.	483/279	562/292
Completion Pct.	57.8	52.0
Interceptions	24	14
Touchdowns	35	28
Rushing	14	12
Passing	18	11
Returns	3	5
Total First Downs	294	283
Rushing	128	94
Passing	149	168
Penalty	17	21
3rd Down: Made / Att	83/238	92/259
3rd Down Pct.	34.9	35.5
4th Down: Made / Att	9/14	5/17
4th Down Pct.	64.3	29.4
Scoring	319	266
1st Quarter	37	70
2nd Quarter	110	63
3rd Quarter	77	39
4th Quarter	89	91
Overtime	6	3

PASSING	Att	Cmp	Pct	Yds	Yd/A	TD	Int	Lg	Sack	Rate
Jim Kelly	379	222	58.6	2810	7.41	14	19	67t	37	73.2
Todd Collins	99	55	55.6	739	7.46	4	5	95t	11	71.9
Alex Van Pelt	5	2	40.0	9	1.80	0	0	5	0	47.9
BILLS	483	279	57.8	3558	7.37	18	24	95t	48	72.6
Opponents	562	292	52.0	3409	6.07	11	14	61	48	66.8

RUSHING	No.	Yds	Avg	LG	TD
Thurman Thomas	281	1033	3.68	36	8
Darick Holmes	189	571	3.02	37	4
Jim Kelly	19	66	3.47	22	2
Tim Tindale	14	49	3.50	15	0
Eric Moulds	12	44	3.67	11	0
Todd Collins	21	43	2.05	10	0
Quinn Early	3	39	13.00	29	0
Steve Tasker	9	31	3.44	11	0
Andre Reed	8	22	2.75	13	0
Jason Bratton	4	8	2.00	5	0
Alex Van Pelt	3	-5	-1.67	-1	0
BILLS	563	1901	3.38	37	14
Opponents	495	1669	3.37	51	12

RECEIVING	No.	Yds	Avg	LG	TD
Andre Reed	66	1036	15.7	67t	6
Quinn Early	50	798	16.0	95t	4
Lonnie Johnson	46	457	9.9	33	0
Thurman Thomas	26	254	9.8	69	0
Steve Tasker	21	372	17.7	62	3
Eric Moulds	20	279	14.0	47	2
Tony Cline	19	117	6.2	15	1
Darick Holmes	16	102	6.4	20	1
Russell Copeland	7	85	12.1	31	0
Chris Brantley	5	47	9.4	22t	1
Rob Coons	1	12	12.0	12	0
Corey Louchiey	1	0	0.0	0	0
Tim Tindale	1	-1	-1.0	-1	0
BILLS	279	3558	12.8	95t	18
Opponents	292	3409	11.7	61	11

KICKING	FGM	FGA	PCT	LONG	PAT
Steve Christie	24	29	82.8	48	33
BILLS	24	29	82.8	48	33
Opponents	23	36	63.9	49	25

PUNTING	PUNT	BLK	YDS	AVG	IN20
Chris Mohr	101	0	4194	41.5	27
BILLS	101	0	4194	41.5	27
Opponents	102	1	4406	43.2	27

TEAM STATS	BILLS	OPP
Punts / Average	101/41.5	102/43.2
Net Punting Avg.	101/36.5	102/36.3
Penalties / Yards	106/831	86/607
Fumbles / Lost	25/13	23/14
Avg. Time of Possession	28:40	31:20

SCORING	TD	FGM	PTS
Steve Christie	0	24	105
Thurman Thomas	8	0	48
Andre Reed	6	0	36
Darick Holmes	5	0	32
Quinn Early	4	0	26
Eric Moulds	3	0	18
Steve Tasker	3	0	18
Jim Kelly	2	0	12
Chris Brantley	1	0	6
Tony Cline	1	0	6
Gabe Northern	1	0	6
David White	1	0	6
BILLS	35	24	319
Opponent	28	23	266

INTERCEPTIONS	INT	YDS	TD
Kurt Schulz	4	24	0
Manny Martin	2	35	0
Matt Stevens	2	0	0
Jeff Burris	1	28	0
Chris Spielman	1	14	0
Marlon Kerner	1	6	0
Marlo Perry	1	6	0
Raymond Jackson	1	0	0
Thomas Smith	1	0	0
BILLS	14	113	0
Opponent	24	498	4

SACKS	
Bruce Smith	13.5
Phil Hansen	8
Bryce Paup	6
Jim Jeffcoat	5
Gabe Northern	5
Sam Rogers	3.5
Ted Washington	3.5
Ken Irvin	2
Marlon Kerner	1
David White	0.5
BILLS	48
Opponent	48



1997 SEASON STATISTICS

6-10 | 4TH IN AFC EAST | HEAD COACH MARV LEVY

DATE	W/L	SCORE	OPP.	ATT.
8/31	L	13-34	Minnesota	79,139
9/7	W	28-22	at NY Jets	72,988
9/14	L	16-22	at Kansas City	78,169
9/21	W	37-35	Indianapolis	55,340
10/5	W	22-13	Detroit	78,025
10/12	L	6-33	at New England	59,802
10/20	W	9-6	at Indianapolis	61,139
10/26	L	20-23 (OT)	Denver	78,458
11/2	W	9-6	Miami	78,011
11/9	L	10-31	New England	65,783
11/17	L	13-30	at Miami	74,155
11/23	L	14-31	at Tennessee	23,571
11/30	W	20-10	NY Jets	47,776
12/7	L	3-20	at Chicago	39,784
12/14	L	14-20	Jacksonville	41,231
12/20	L	21-31	at Green Bay	60,108

TEAM STATS	BILLS	OPP
Total Net Yards	4657	4853
Avg. Per Game	291.1	303.3
Total Plays	1014	1041
Avg. Per Play	4.6	4.7
Net Yards Rushing	1782	1792
Avg. Per Game	111.4	112.0
Total Rushes	422	493
Net Yards Passing	2875	3061
Avg. Per Game	179.7	191.3
Sacked / Yards Lost	46/338	46/344
Gross Yards	3213	3405
Attempts / Comp.	546/293	502/287
Completion Pct.	53.7	57.2
Interceptions	25	15
Touchdowns	26	37
Rushing	12	11
Passing	14	17
Returns	0	9
Total First Downs	268	265
Rushing	98	85
Passing	144	160
Penalty	26	20
3rd Down: Made / Att	53/212	85/240
3rd Down Pct.	25.0	35.4
4th Down: Made / Att	11/29	7/16
4th Down Pct.	37.9	43.8
Scoring	255	367
1st Quarter	19	78
2nd Quarter	66	118
3rd Quarter	45	68
4th Quarter	125	100
Overtime	0	3

PASSING	Att	Cmp	Pct	Yds	Yd/A	TD	Int	Lg	Sack	Rate
Todd Collins	391	215	55.0	2367	6.05	12	13	77t	39	69.5
Alex Van Pelt	124	60	48.4	684	5.52	2	10	39	4	37.2
Billy Joe Hobert	30	17	56.7	133	4.43	0	2	20	2	40.0
Chris Mohr	1	1	100.0	29	29.00	0	0	29	0	118.8
Andre Reed	0	0	-	0	-	0	0	-	1	-
BILLS	546	293	53.7	3213	5.88	14	25	77t	46	60.8
Opponents	502	287	57.2	3405	6.78	17	15	60	46	76.8

RUSHING	No.	Yds	Avg	LG	TD
Antowain Smith	194	840	4.33	56t	8
Thurman Thomas	154	643	4.18	24	1
Darick Holmes	22	106	4.82	19	2
Todd Collins	30	77	2.57	11	0
Eric Moulds	4	59	14.75	29	0
Alex Van Pelt	11	33	3.00	9	1
Andre Reed	3	11	3.67	9	0
Billy Joe Hobert	2	7	3.50	7	0
Lonnie Johnson	1	6	6.00	6	0
Chris Mohr	1	0	0.00	0	0
BILLS	422	1782	4.22	56t	12
Opponents	493	1792	3.63	78t	11

RECEIVING	No.	Yds	Avg	LG	TD
Andre Reed	60	880	14.7	77t	5
Quinn Early	60	853	14.2	45	5
Lonnie Johnson	41	340	8.3	62t	2
Thurman Thomas	30	208	6.9	30	0
Eric Moulds	29	294	10.1	32	0
Antowain Smith	28	177	6.3	19	0
Jay Riemersma	26	208	8.0	22	2
Darick Holmes	13	106	8.2	22	0
Tim Tindale	4	105	26.3	45	0
Tony Cline	1	29	29.0	29	0
Jerry Reese	1	13	13.0	13	0
BILLS	293	3213	11.0	77t	14
Opponents	287	3405	11.9	60	17

KICKING	FGM	FGA	PCT	LONG	PAT
Steve Christie	24	30	80.0	55	21
BILLS	24	30	80.0	55	21
Opponents	37	46	80.4	52	34

PUNTING	PUNT	BLK	YDS	AVG	IN20
Chris Mohr	90	1	3764	41.8	24
BILLS	91	1	3764	41.4	24
Opponents	86	1	3608	42.0	33

TEAM STATS	BILLS	OPP
Punts / Average	91/41.4	86/42.0
Net Punting Avg.	91/35.6	86/35.7
Penalties / Yards	92/742	98/992
Fumbles / Lost	39/17	23/7
Avg. Time of Possession	27:59	32:01

SCORING	TD	FGM	PTS
Steve Christie	0	24	93
Antowain Smith	8	0	48
Quinn Early	5	0	30
Andre Reed	5	0	30
Jay Riemersma	2	0	14
Darick Holmes	2	0	12
Lonnie Johnson	2	0	12
Thurman Thomas	1	0	6
Alex Van Pelt	1	0	6
Phil Hansen	0	0	2
Eric Moulds	0	0	2
BILLS	35	24	319
Opponent	28	23	266

INTERCEPTIONS	INT	YDS	TD
Ken Irvin	2	28	0
Kurt Schulz	2	23	0
Marlon Kerner	2	20	0
Jeff Burris	2	19	0
Sean Moran	2	12	0
Mark Maddox	1	25	0
Manny Martin	1	12	0
Chris Spielman	1	8	0
Damien Covington	1	6	0
Marlo Perry	1	4	0
BILLS	15	157	0
Opponent	25	359	3

SACKS	
Bruce Smith	14
Bryce Paup	9.5
Phil Hansen	6
Sean Moran	4.5
Ted Washington	4
Sam Rogers	3.5
Henry Jones	2
John Holecek	1.5
Damien Covington	0.5
Jim Jeffcoat	0.5
BILLS	46
Opponent	46



1998 SEASON STATISTICS

10-6 | T-2ND IN AFC EAST | HEAD COACH WADE PHILLIPS

DATE	W/L	SCORE	OPP.	ATT.
9/6	L	14-16	at San Diego	64,037
9/13	L	7-13	at Miami	73,097
9/20	L	33-34	St. Louis	65,199
10/4	W	26-21	San Francisco	76,615
10/11	W	31-24	at Indianapolis	52,938
10/18	W	17-16	Jacksonville	77,635
10/25	W	30-14	at Carolina	64,050
11/1	W	30-24	Miami	79,011
11/8	L	12-34	at NY Jets	75,403
11/15	W	13-10	New England	72,020
11/22	W	34-11	Indianapolis	49,032
11/29	L	21-25	at New England	58,304
12/6	W	33-20	at Cincinnati	54,359
12/13	W	44-21	Oakland	62,002
12/19	L	10-17	NY Jets	79,056
12/27	W	45-33	at New Orleans	39,707
AFC WILD CARD PLAYOFF				
1/2	L	17-24	at Miami	72,698

TEAM STATS	BILLS	OPP
Total Net Yards	5541	4691
Avg. Per Game	346.3	293.2
Total Plays	1033	950
Avg. Per Play	5.4	4.9
Net Yards Rushing	2161	1493
Avg. Per Game	135.1	93.3
Total Rushes	531	375
Net Yards Passing	3380	3198
Avg. Per Game	211.3	199.9
Sacked / Yards Lost	41/241	43/276
Gross Yards	3621	3474
Attempts / Comp.	461/269	532/294
Completion Pct.	58.4	55.3
Interceptions	14	18
Touchdowns	43	39
Rushing	13	11
Passing	28	27
Returns	2	1
Total First Downs	319	283
Rushing	115	79
Passing	176	168
Penalty	28	36
3rd Down: Made / Att	97/219	80/207
3rd Down Pct.	44.3	38.6
4th Down: Made / Att	3/8	10/18
4th Down Pct.	37.5	55.6
Scoring	400	333
1st Quarter	67	40
2nd Quarter	139	97
3rd Quarter	95	70
4th Quarter	99	126
Overtime	0	0

PASSING	Att	Cmp	Pct	Yds	Yd/A	TD	Int	Lg	Sack	Rate
Doug Flutie	354	202	57.1	2711	7.66	20	11	84t	12	87.4
Rob Johnson	107	67	62.6	910	8.50	8	3	66t	29	102.9
BILLS	461	269	58.4	3621	7.85	28	14	84t	41	91.0
Opponents	532	294	55.3	3474	6.53	27	18	72t	43	78.2

RUSHING	No.	Yds	Avg	LG	TD
Antowain Smith	300	1124	3.75	30	8
Thurman Thomas	93	381	4.10	17t	2
Doug Flutie	48	248	5.17	23	1
Jonathan Linton	45	195	4.33	20	1
Rob Johnson	24	123	5.13	32	1
Kevin Williams	5	46	9.20	28	0
Sam Gash	11	32	2.91	11	0
Darick Holmes	2	8	4.00	5	0
Pooh Bear Williams	2	5	2.50	3	0
Alex Van Pelt	1	-1	-1.00	-1	0
BILLS	531	2161	4.07	32	13
Opponents	375	1493	3.98	46	11

RECEIVING	No.	Yds	Avg	LG	TD
Eric Moulds	67	1368	20.4	84t	9
Andre Reed	63	795	12.6	67t	5
Kevin Williams	29	392	13.5	55	1
Thurman Thomas	26	220	8.5	26	1
Jay Riemersma	25	288	11.5	28	6
Quinn Early	19	217	11.4	37	1
Sam Gash	19	165	8.7	20	3
Lonnie Johnson	14	146	10.4	27	2
Antowain Smith	5	11	2.2	9	0
Jonathan Linton	1	10	10.0	10	0
Darick Holmes	1	9	9.0	9	0
BILLS	269	3621	13.5	84t	28
Opponents	294	3474	11.8	72t	27

KICKING	FGM	FGA	PCT	LONG	PAT
Steve Christie	33	41	80.5	52	41
BILLS	33	41	80.5	52	41
Opponents	21	26	80.8	54	28

PUNTING	PUNT	BLK	YDS	AVG	IN20
Chris Mohr	69	0	2882	41.8	18
BILLS	69	0	2882	41.8	18
Opponents	77	0	3459	44.9	13

TEAM STATS	BILLS	OPP
Punts / Average	69/41.8	77/44.9
Net Punting Avg.	69/33.2	77/37.5
Penalties / Yards	123/993	104/836
Fumbles / Lost	17/6	21/13
Avg. Time of Possession	32:26	27:34

SCORING	TD	FGM	PTS
Steve Christie	0	33	140
Eric Moulds	9	0	54
Antowain Smith	8	0	48
Jay Riemersma	6	0	36
Andre Reed	5	0	30
Sam Gash	3	0	18
Thurman Thomas	3	0	18
Lonnie Johnson	2	0	12
Quinn Early	1	0	6
Doug Flutie	1	0	6
Phil Hansen	1	0	6
Rob Johnson	1	0	6
Jonathan Linton	1	0	6
Gabe Northern	1	0	6
Kevin Williams	1	0	6
Ted Washington	0	0	2
BILLS	43	33	400
Opponent	39	21	333

INTERCEPTIONS	INT	YDS	TD
Kurt Schulz	6	48	0
Henry Jones	3	0	0
Raymond Jackson	2	27	0
Sam Cowart	2	23	0
Ken Irvin	1	43	0
Gabe Northern	1	40	1
Manny Martin	1	23	0
Thomas Smith	1	0	0
Ted Washington	1	0	0
BILLS	18	204	1
Opponent	14	65	0

SACKS	
Bruce Smith	10
Phil Hansen	7.5
Shawn Price	5
Sam Rogers	4.5
Ted Washington	4.5
Marcellus Wiley	3.5
Pat Williams	3.5
Gabe Northern	2
Eric Smedley	2
Wayne Simmons	0.5
BILLS	43
Opponent	41



1999 SEASON STATISTICS

11-5 | 2ND IN AFC EAST | HEAD COACH WADE PHILLIPS

DATE	W/L	SCORE	OPP.	ATT.
9/12	L	14-31	at Indianapolis	56,238
9/19	W	17-3	NY Jets	68,839
9/26	W	26-0	Philadelphia	70,872
10/4	W	23-18	at Miami	74,073
10/10	W	24-21	Pittsburgh	71,038
10/17	L	14-20	Oakland	71,113
10/24	L	16-26	at Seattle	66,301
10/31	W	13-10	at Baltimore	68,673
11/7	W	34-17	at Washington	78,721
11/14	W	23-3	Miami	72,810
11/21	L	7-17	at NY Jets	79,285
11/28	W	17-7	New England	72,111
12/12	L	17-19	NY Giants	72,527
12/19	W	31-21	at Arizona	64,337
12/26	W	13-10 (OT)	NY Jets	79,056
1/2	W	31-6	Indianapolis	61,959
AFC WILD CARD PLAYOFF				
1/8	L	16-22	at Tennessee	66,782

TEAM STATS	BILLS	OPP
Total Net Yards	5333	4045
Avg. Per Game	333.3	252.8
Total Plays	1059	950
Avg. Per Play	5.0	4.3
Net Yards Rushing	2040	1370
Avg. Per Game	127.5	85.6
Total Rushes	519	407
Net Yards Passing	3293	2675
Avg. Per Game	205.8	167.2
Sacked / Yards Lost	27/185	37/214
Gross Yards	3478	2889
Attempts / Comp.	513/290	506/269
Completion Pct.	56.5	53.2
Interceptions	16	12
Touchdowns	35	23
Rushing	12	9
Passing	21	12
Returns	2	2
Total First Downs	312	243
Rushing	117	73
Passing	173	144
Penalty	22	26
3rd Down: Made / Att	93/228	69/220
3rd Down Pct.	40.8	31.4
4th Down: Made / Att	11/21	6/18
4th Down Pct.	52.4	33.3
Scoring	320	229
1st Quarter	68	66
2nd Quarter	98	80
3rd Quarter	73	23
4th Quarter	78	60
Overtime	3	0

PASSING	Att	Cmp	Pct	Yds	Yd/A	TD	Int	Lg	Sack	Rate
Doug Flutie	478	264	55.2	3171	6.63	19	16	54t	26	75.1
Rob Johnson	34	25	73.5	298	8.76	2	0	42	1	119.5
Alex Van Pelt	1	1	100.0	9	9.00	0	0	9	0	104.2
BILLS	513	290	56.5	3478	6.78	21	16	54t	27	78.1
Opponents	506	269	53.2	2889	5.71	12	12	50	37	68.2

RUSHING	No.	Yds	Avg	LG	TD
Jonathan Linton	205	695	3.39	18	5
Antowain Smith	165	614	3.72	52t	6
Doug Flutie	88	476	5.41	24t	1
Thurman Thomas	36	152	4.22	31	0
Rob Johnson	8	61	7.63	25	0
Lennox Gordon	11	38	3.45	13	0
Kevin Williams	1	13	13.00	13	0
Eric Moulds	1	1	1.00	1	0
Chris Mohr	1	0	0.00	0	0
Alex Van Pelt	1	-1	-1.00	-1	0
Robert Hicks	1	-2	-2.00	-2	0
Peerless Price	1	-7	-7.00	-7	0
BILLS	519	2040	3.93	52t	12
Opponents	407	1370	3.37	40	9

RECEIVING	No.	Yds	Avg	LG	TD
Eric Moulds	65	994	15.3	54t	7
Andre Reed	52	536	10.3	30	1
Jay Riemersma	37	496	13.4	38	4
Peerless Price	31	393	12.7	45	3
Kevin Williams	31	381	12.3	35	0
Jonathan Linton	29	228	7.9	28	1
Sam Gash	20	163	8.2	31t	2
Bobby Collins	9	124	13.8	45	2
Kamil Loud	6	66	11.0	20	0
Sheldon Jackson	4	34	8.5	16	0
Thurman Thomas	3	37	12.3	23t	1
Antowain Smith	2	32	16.0	23	0
Robert Hicks	1	-6	-6.0	-6	0
BILLS	290	3478	12.0	54t	21
Opponents	269	2889	10.7	50	12

KICKING	FGM	FGA	PCT	LONG	PAT
Steve Christie	25	34	73.5	52	33
BILLS	25	34	73.5	52	33
Opponents	23	31	74.2	48	22

PUNTING	PUNT	BLK	YDS	AVG	IN20
Chris Mohr	73	0	2840	38.9	20
BILLS	73	0	2840	38.9	20
Opponents	93	0	3875	41.7	22

TEAM STATS	BILLS	OPP
Punts / Average	73/38.9	93/41.7
Net Punting Avg.	73/33.9	93/34.5
Penalties / Yards	97/789	97/790
Fumbles / Lost	17/11	14/9
Avg. Time of Possession	32:12	27:48

SCORING	TD	FGM	PTS
Steve Christie	0	25	108
Eric Moulds	7	0	42
Jonathan Linton	6	0	38
Antowain Smith	6	0	36
Jay Riemersma	4	0	24
Peerless Price	3	0	18
Bobby Collins	2	0	12
Sam Gash	2	0	12
Doug Flutie	1	0	6
Henry Jones	1	0	6
Gabe Northern	1	0	6
Andre Reed	1	0	6
Thurman Thomas	1	0	6
BILLS	35	25	320
Opponent	23	23	229

INTERCEPTIONS	INT	YDS	TD
Kurt Schulz	3	26	0
Antoine Winfield	2	13	0
Marcellus Wiley	1	52	0
John Holecsek	1	35	0
Thomas Smith	1	29	0
Sam Rogers	1	24	0
Ken Irvin	1	1	0
Donovan Greer	1	0	0
Manny Martin	1	0	0
BILLS	12	180	0
Opponent	16	288	1

SACKS	
Bruce Smith	7
Phil Hansen	6
Marcellus Wiley	5
Gabe Northern	3.5
Sam Rogers	3
Shawn Price	2.5
Ted Washington	2.5
Pat Williams	2.5
Marlo Perry	1.5
Sam Cowart	1
Joe Cummings	1
John Holecsek	1
Sean Moran	0.5
BILLS	37
Opponent	27



2000 SEASON STATISTICS

8-8 | 4TH IN AFC EAST | HEAD COACH WADE PHILLIPS

DATE	W/L	SCORE	OPP.	ATT.
9/3	W	16-13	Tennessee	72,492
9/10	W	27-18	Green Bay	72,722
9/17	L	14-27	at NY Jets	77,884
10/1	L	16-18	Indianapolis	72,617
10/8	L	13-22	at Miami	73,901
10/15	W	27-24 (OT)	San Diego	72,351
10/22	L	27-31	at Minnesota	64,116
10/29	W	23-20	NY Jets	72,861
11/5	W	16-13 (OT)	at Washington	78,721
11/12	W	20-3	Chicago	72,420
11/19	W	21-17	at Kansas City	78,457
11/26	L	17-31	at Tampa Bay	65,546
12/3	L	6-33	Miami	73,002
12/11	L	20-44	at Indianapolis	56,671
12/17	L	10-13 (OT)	New England	47,230
12/23	W	42-23	at Seattle	61,025

TEAM STATS	BILLS	OPP
Total Net Yards	5498	4426
Avg. Per Game	343.6	276.6
Total Plays	1080	966
Avg. Per Play	5.1	4.6
Net Yards Rushing	1922	1559
Avg. Per Game	120.1	97.4
Total Rushes	475	444
Net Yards Passing	3576	2867
Avg. Per Game	223.5	179.2
Sacked / Yards Lost	59/360	42/308
Gross Yards	3936	3175
Attempts / Comp.	546/312	480/283
Completion Pct.	57.1	59.0
Interceptions	10	16
Touchdowns	34	37
Rushing	11	13
Passing	20	18
Returns	3	6
Total First Downs	309	252
Rushing	111	76
Passing	174	153
Penalty	24	23
3rd Down: Made / Att	92/247	81/219
3rd Down Pct.	37.2	37.0
4th Down: Made / Att	9/12	7/11
4th Down Pct.	75.0	63.6
Scoring	315	350
1st Quarter	54	46
2nd Quarter	97	93
3rd Quarter	40	76
4th Quarter	118	132
Overtime	6	3

PASSING	Att	Cmp	Pct	Yds	Yd/A	TD	Int	Lg	Sack	Rate
Rob Johnson	306	175	57.2	2125	6.94	12	7	74t	49	82.2
Doug Flutie	231	132	57.1	1700	7.36	8	3	52	10	86.5
Alex Van Pelt	8	4	50.0	67	8.38	0	0	36	0	78.6
Chris Mohr	1	1	100.0	44	44.00	0	0	44	0	118.8
BILLS	546	312	57.1	3936	7.21	20	10	74t	59	84.3
Opponents	480	283	59.0	3175	6.61	18	16	63	42	77.4

RUSHING	No.	Yds	Avg	LG	TD
Shawn Bryson	161	591	3.67	24	0
Antowain Smith	101	354	3.50	59	4
Sammy Morris	93	341	3.67	32t	5
Rob Johnson	42	307	7.31	23	1
Doug Flutie	36	161	4.47	32	1
Jonathan Linton	38	112	2.95	12	0
Peerless Price	2	32	16.00	27	0
Eric Moulds	2	24	12.00	20	0
BILLS	475	1922	4.05	59	11
Opponents	444	1559	3.51	39t	13

RECEIVING	No.	Yds	Avg	LG	TD
Eric Moulds	94	1326	14.1	52	5
Peerless Price	52	762	14.7	42	3
Jeremy McDaniel	43	697	16.2	74t	2
Sammy Morris	37	268	7.2	24	1
Shawn Bryson	32	271	8.5	32	2
Jay Riemersma	31	372	12.0	35	5
Bobby Collins	6	72	12.0	23	0
Sheldon Jackson	5	36	7.2	12	1
Kwame Cavil	4	66	16.5	39	0
Antowain Smith	3	20	6.7	9	0
Jonathan Linton	3	8	2.7	4t	1
Daryl Porter	1	44	44.0	44	0
Rob Johnson	1	-6	-6.0	-6	0
BILLS	312	3936	12.6	74t	20
Opponents	283	3175	11.2	63	18

KICKING	FGM	FGA	PCT	LONG	PAT
Steve Christie	26	35	74.3	48	31
BILLS	26	35	74.3	48	31
Opponents	29	33	87.9	51	33

PUNTING	PUNT	BLK	YDS	AVG	IN20
Chris Mohr	95	1	3661	38.5	19
BILLS	96	1	3661	38.1	19
Opponents	92	0	3865	42.0	37

TEAM STATS	BILLS	OPP
Punts / Average	96/38.1	92/42.0
Net Punting Avg.	96/31.1	92/38.4
Penalties / Yards	101/913	103/905
Fumbles / Lost	28/13	30/13
Avg. Time of Possession	31:26	28:34

SCORING	TD	FGM	PTS
Steve Christie	0	26	109
Sammy Morris	6	0	36
Eric Moulds	5	0	30
Jay Riemersma	5	0	30
Antowain Smith	4	0	24
Peerless Price	3	0	18
Shawn Bryson	2	0	14
Jeremy McDaniel	2	0	12
Doug Flutie	1	0	6
Sheldon Jackson	1	0	6
Rob Johnson	1	0	6
Henry Jones	1	0	6
Jonathan Linton	1	0	6
Jerry Ostroski	1	0	6
Daryl Porter	1	0	6
BILLS	34	26	315
Opponent	37	29	350

INTERCEPTIONS	INT	YDS	TD
Keion Carpenter	5	63	0
Henry Jones	2	45	1
Sam Cowart	2	4	0
Ken Irvin	2	1	0
Sam Rogers	1	10	0
Antoine Winfield	1	8	0
Erik Flowers	1	0	0
John Holecsek	1	0	0
Daryl Porter	1	0	0
BILLS	16	131	1
Opponent	10	112	1

SACKS	
Marcellus Wiley	10.5
Keith Newman	8
Sam Cowart	5.5
Sam Rogers	5
Ted Washington	2.5
Pat Williams	2.5
Erik Flowers	2
Phil Hansen	2
Fred Jones	1
Leif Larsen	1
Corey Moore	1
Shawn Price	1
BILLS	42
Opponent	59



2001 SEASON STATISTICS

3-13 | 5TH IN AFC EAST | HEAD COACH GREGG WILLIAMS

DATE	W/L	SCORE	OPP.	ATT.
9/9	L	6-24	New Orleans	71,447
9/23	L	26-42	at Indianapolis	56,135
9/30	L	3-20	Pittsburgh	72,874
10/7	L	36-42	NY Jets	72,654
10/18	W	13-10	at Jacksonville	58,893
10/28	L	24-27	at San Diego	63,698
11/4	L	14-30	Indianapolis	63,786
11/11	L	11-21	at New England	60,292
11/18	L	20-23	Seattle	60,836
11/25	L	27-34	Miami	73,063
12/2	L	0-35	at San Francisco	67,252
12/9	W	25-24	Carolina	44,549
12/16	L	9-12 (OT)	New England	45,527
12/23	L	30-33	at Atlanta	43,320
12/30	W	14-9	at NY Jets	78,200
1/6	L	7-34	at Miami	73,428

TEAM STATS	BILLS	OPP
Total Net Yards	5137	5292
Avg. Per Game	321.1	330.8
Total Plays	1009	969
Avg. Per Play	5.1	5.5
Net Yards Rushing	1686	2133
Avg. Per Game	105.4	133.3
Total Rushes	406	482
Net Yards Passing	3451	3159
Avg. Per Game	215.7	197.4
Sacked / Yards Lost	46/271	34/219
Gross Yards	3722	3378
Attempts / Comp.	557/327	453/284
Completion Pct.	58.7	62.7
Interceptions	20	11
Touchdowns	31	48
Rushing	9	20
Passing	18	23
Returns	4	5
Total First Downs	287	302
Rushing	75	122
Passing	180	154
Penalty	32	26
3rd Down: Made / Att	75/217	86/205
3rd Down Pct.	34.6	42.0
4th Down: Made / Att	12/24	4/9
4th Down Pct.	50.0	44.4
Scoring	265	420
1st Quarter	33	91
2nd Quarter	89	115
3rd Quarter	56	83
4th Quarter	87	128
Overtime	0	3

PASSING	Att	Cmp	Pct	Yds	Yd/A	TD	Int	Lg	Sack	Rate
Alex Van Pelt	307	178	58.0	2056	6.70	12	11	80t	14	76.4
Rob Johnson	216	134	62.0	1465	6.78	5	7	61t	31	76.3
Travis Brown	33	15	45.5	201	6.09	1	2	34	1	50.2
Brian Moorman	1	0	0.0	0	0.00	0	0	-	0	39.6
BILLS	557	327	58.7	3722	6.68	18	20	80t	46	74.7
Opponents	453	284	62.7	3378	7.46	23	11	63t	34	92.2

RUSHING	No.	Yds	Avg	LG	TD
Travis Henry	213	729	3.42	25	4
Shawn Bryson	80	341	4.26	68t	2
Rob Johnson	36	241	6.69	23	1
Larry Centers	34	160	4.71	50	2
Peerless Price	6	97	16.17	31	0
Sammy Morris	20	72	3.60	10	0
Alex Van Pelt	12	33	2.75	15	0
Travis Brown	1	10	10.00	10	0
Eric Moulds	3	3	1.00	6	0
Brian Moorman	1	0	0.00	0	0
BILLS	406	1686	4.15	68t	9
Opponents	482	2133	4.43	47	20

RECEIVING	No.	Yds	Avg	LG	TD
Larry Centers	80	620	7.8	26	2
Eric Moulds	67	904	13.5	80t	5
Peerless Price	55	895	16.3	70t	7
Jay Riemersma	53	590	11.1	36	3
Travis Henry	22	179	8.1	40	0
Reggie Germany	12	203	16.9	39	0
Jeremy McDaniel	11	129	11.7	22	0
Shawn Bryson	9	59	6.6	23	0
Avion Black	8	90	11.3	25	0
Sammy Morris	7	36	5.1	11	0
Phillip Crosby	2	16	8.0	9	0
Sheldon Jackson	1	1	1.0	1t	1
BILLS	327	3722	11.4	80t	18
Opponents	284	3378	11.9	63t	23

KICKING	FGM	FGA	PCT	LONG	PAT
Jake Ariens	12	21	57.1	49	16
Shayne Graham	6	8	75.0	41	7
BILLS	18	29	62.1	49	23
Opponents	28	37	75.7	52	48

PUNTING	PUNT	BLK	YDS	AVG	IN20
Brian Moorman	80	0	3262	40.8	16
BILLS	80	0	3262	40.8	16
Opponents	66	0	2836	43.0	27

TEAM STATS	BILLS	OPP
Punts / Average	80/40.8	66/43.0
Net Punting Avg.	80/33.8	66/36.2
Penalties / Yards	123/954	93/835
Fumbles / Lost	26/13	26/8
Avg. Time of Possession	29:00	31:00

SCORING	TD	FGM	PTS
Jake Ariens	0	12	52
Peerless Price	7	0	42
Eric Moulds	5	0	32
Shayne Graham	0	6	25
Larry Centers	4	0	24
Travis Henry	4	0	24
Jay Riemersma	3	0	18
Shawn Bryson	2	0	12
Nate Clements	2	0	12
Brandon Spoon	2	0	12
Sheldon Jackson	1	0	6
Rob Johnson	1	0	6
BILLS	31	18	265
Opponent	48	28	420

INTERCEPTIONS	INT	YDS	TD
Nate Clements	3	48	1
Brandon Spoon	2	51	2
Antoine Winfield	2	0	0
Chris Watson	1	23	0
Phil Hansen	1	17	0
Ken Irvin	1	0	0
Travares Tillman	1	0	0
BILLS	11	139	3
Opponent	20	390	2

SACKS	
Aaron Schobel	6.5
Keith Newman	3.5
Bryce Fisher	3
Phil Hansen	3
Kendrick Office	3
Jay Foreman	2.5
Erik Flowers	2
Shawn Price	2
Tyrone Robertson	2
Pat Williams	1.5
Kenyatta Wright	1.5
Nate Clements	1
Leif Larsen	1
Pierson Prioleau	1
Fred Jones	0.5
BILLS	34
Opponent	46



2002 SEASON STATISTICS

8-8 | 4TH IN AFC EAST | HEAD COACH GREGG WILLIAMS

DATE	W/L	SCORE	OPP.	ATT.
9/8	L	31-37 (OT)	NY Jets	72,751
9/15	W	45-39 (OT)	at Minnesota	64,047
9/22	L	23-28	at Denver	75,359
9/29	W	33-27 (OT)	Chicago	72,780
10/6	L	31-49	Oakland	73,038
10/13	W	31-24	at Houston	70,120
10/20	W	23-10	at Miami	73,180
10/27	W	24-17	Detroit	72,710
11/3	L	7-38	New England	73,448
11/17	L	16-17	at Kansas City	77,951
11/24	L	13-31	at NY Jets	78,745
12/1	W	38-21	Miami	73,287
12/8	L	17-27	at New England	68,436
12/15	W	20-13	San Diego	61,838
12/22	L	0-10	at Green Bay	64,106
12/29	W	27-9	Cincinnati	47,850

TEAM STATS	BILLS	OPP
Total Net Yards	5591	5189
Avg. Per Game	349.4	324.3
Total Plays	1054	999
Avg. Per Play	5.3	5.2
Net Yards Rushing	1596	2122
Avg. Per Game	99.8	132.6
Total Rushes	388	473
Net Yards Passing	3995	3067
Avg. Per Game	249.7	191.7
Sacked / Yards Lost	54/369	31/212
Gross Yards	4364	3279
Attempts / Comp.	612/377	495/281
Completion Pct.	61.6	56.8
Interceptions	15	10
Touchdowns	44	49
Rushing	17	20
Passing	24	24
Returns	3	5
Total First Downs	355	303
Rushing	90	107
Passing	218	160
Penalty	47	36
3rd Down: Made / Att	90/212	76/207
3rd Down Pct.	42.5	36.7
4th Down: Made / Att	7/12	10/23
4th Down Pct.	58.3	43.5
Scoring	379	397
1st Quarter	48	85
2nd Quarter	141	129
3rd Quarter	97	61
4th Quarter	81	116
Overtime	12	6

PASSING	Att	Cmp	Pct	Yds	Yd/A	TD	Int	Lg	Sack	Rate
Drew Bledsoe	610	375	61.5	4359	7.15	24	15	73t	54	86.0
Alex Van Pelt	2	2	100.0	5	2.50	0	0	4	0	79.2
BILLS	612	377	61.6	4364	7.13	24	15	73t	54	86.0
Opponents	495	281	56.8	3279	6.62	24	10	81	31	84.7

RUSHING	No.	Yds	Avg	LG	TD
Travis Henry	325	1438	4.42	34	13
Drew Bledsoe	27	67	2.48	11	2
Larry Centers	11	56	5.09	13	2
Shawn Bryson	13	35	2.69	10	0
Joe Burns	5	7	1.40	6	0
Eric Moulds	1	7	7.00	7	0
Sammy Morris	2	5	2.50	5	0
Brian Moorman	1	-6	-6.00	-6	0
Peerless Price	3	-13	-4.33	1	0
BILLS	388	1596	4.11	34	17
Opponents	473	2122	4.49	55t	20

RECEIVING	No.	Yds	Avg	LG	TD
Eric Moulds	100	1292	12.9	70t	10
Peerless Price	94	1252	13.3	73t	9
Larry Centers	43	388	9.0	25	0
Travis Henry	43	309	7.2	26t	1
Josh Reed	37	509	13.8	42	2
Jay Riemersma	32	350	10.9	29	0
Dave Moore	16	141	8.8	19	2
Phillip Crosby	4	33	8.3	11	0
Sammy Morris	3	48	16.0	18	0
Charles Johnson	3	39	13.0	22	0
Shawn Bryson	1	9	9.0	9	0
Ruben Brown	1	-6	-6.0	-6	0
BILLS	377	4364	11.6	73t	24
Opponents	281	3279	11.7	81	24

KICKING	FGM	FGA	PCT	LONG	PAT
Mike Hollis	25	33	75.8	54	40
BILLS	25	33	75.8	54	40
Opponents	19	26	73.1	53	44

PUNTING	PUNT	BLK	YDS	AVG	IN20
Brian Moorman	66	1	2844	43.1	18
BILLS	67	1	2844	42.4	18
Opponents	71	0	2834	39.9	15

TEAM STATS	BILLS	OPP
Punts / Average	67/42.4	71/39.9
Net Punting Avg.	67/35.4	71/35.2
Penalties / Yards	112/1031	117/1053
Fumbles / Lost	29/16	20/9
Avg. Time of Possession	30:56	29:04

SCORING	TD	FGM	PTS
Mike Hollis	0	25	115
Travis Henry	14	0	84
Eric Moulds	10	0	60
Peerless Price	9	0	54
Drew Bledsoe	2	0	12
Larry Centers	2	0	12
Dave Moore	2	0	12
Josh Reed	2	0	12
Nate Clements	1	0	6
Ron Edwards	1	0	6
Charlie Rogers	1	0	6
BILLS	44	25	379
Opponent	49	19	397

INTERCEPTIONS	INT	YDS	TD
Nate Clements	6	82	1
Kevin Thomas	1	31	0
Eddie Robinson	1	21	0
Ahmad Brooks	1	13	0
Chris Watson	1	0	0
BILLS	10	147	1
Opponent	15	274	1

SACKS	
Aaron Schobel	8.5
Chidi Ahanotu	5
London Fletcher	3
Keith Newman	3
Coy Wire	3
Ron Edwards	2.5
Grant Irons	2.5
Justin Bannan	1
Pierson Prioleau	1
Pat Williams	0.5
BILLS	31
Opponent	54



2003 SEASON STATISTICS

6-10 | 3RD IN AFC EAST | HEAD COACH GREGG WILLIAMS

DATE	W/L	SCORE	OPP.	ATT.
9/7	W	31-0	New England	73,262
9/14	W	38-17	at Jacksonville	58,613
9/21	L	7-17	at Miami	73,458
9/28	L	13-23	Philadelphia	73,305
10/5	W	22-16 (OT)	Cincinnati	72,615
10/12	L	3-30	at NY Jets	77,740
10/19	W	24-7	Washington	73,149
10/26	L	5-38	at Kansas City	78,689
11/ 9	L	6-10	at Dallas	63,770
11/16	L	10-12	Houston	72,677
11/23	L	14-17	Indianapolis	73,004
11/30	W	24-7	at NY Giants	78,481
12/ 7	W	17-6	NY Jets	72,791
12/14	L	26-28	at Tennessee	68,809
12/21	L	3-20	Miami	73,319
12/27	L	0-31	at New England	68,436

TEAM STATS	BILLS	OPP
Total Net Yards	4348	4313
Avg. Per Game	271.8	269.6
Total Plays	980	1010
Avg. Per Play	4.4	4.3
Net Yards Rushing	1664	1606
Avg. Per Game	104.0	100.4
Total Rushes	427	464
Net Yards Passing	2684	2707
Avg. Per Game	167.8	169.2
Sacked / Yards Lost	51/385	38/231
Gross Yards	3069	2938
Attempts / Comp.	502/293	508/285
Completion Pct.	58.4	56.1
Interceptions	17	10
Touchdowns	27	30
Rushing	13	11
Passing	11	18
Returns	3	1
Total First Downs	268	270
Rushing	96	92
Passing	150	153
Penalty	22	25
3rd Down: Made / Att	67/212	86/225
3rd Down Pct.	31.6	38.2
4th Down: Made / Att	13/25	7/13
4th Down Pct.	52.0	53.8
Scoring	243	279
1st Quarter	34	54
2nd Quarter	81	93
3rd Quarter	58	54
4th Quarter	64	78
Overtime	6	0

PASSING	Att	Cmp	Pct	Yds	Yd/A	TD	Int	Lg	Sack	Rate
Drew Bledsoe	471	274	58.2	2860	6.07	11	12	54t	49	73.0
Travis Brown	18	14	77.8	160	8.89	0	1	28	1	80.6
Alex Van Pelt	12	5	41.7	49	4.08	0	3	14	1	14.2
Travis Henry	1	0	0.0	0	0.00	0	1	-	0	0.0
BILLS	502	293	58.4	3069	6.11	11	17	54t	51	69.4
Opponents	508	285	56.1	2938	5.78	18	10	77t	38	76.5

RUSHING	No.	Yds	Avg	LG	TD
Travis Henry	331	1356	4.10	64	10
Joe Burns	39	113	2.90	12	0
Sammy Morris	19	70	3.68	12	1
Josh Reed	3	38	12.67	16	0
Drew Bledsoe	24	29	1.21	11	2
Brian Moorman	1	21	21.00	21	0
Antonio Brown	1	17	17.00	17	0
Ryan Neufeld	1	14	14.00	14	0
Travis Brown	1	5	5.00	5	0
Ken Simonton	2	4	2.00	2	0
Sam Gash	1	3	3.00	3	0
Alex Van Pelt	4	-6	-1.50	-1	0
BILLS	427	1664	3.90	64	13
Opponents	464	1606	3.46	62t	11

RECEIVING	No.	Yds	Avg	LG	TD
Eric Moulds	64	780	12.2	49	1
Josh Reed	58	588	10.1	26	2
Bobby Shaw	56	732	13.1	54t	4
Mark Campbell	34	339	10.0	31	1
Travis Henry	28	158	5.6	18	1
Sammy Morris	14	100	7.1	24	0
Sam Gash	11	83	7.5	18	0
Clarence Coleman	8	69	8.6	12	0
Dave Moore	7	82	11.7	28	2
Joe Burns	7	62	8.9	14	0
Ryan Neufeld	3	41	13.7	25	0
Sam Aiken	3	35	11.7	19	0
BILLS	293	3069	10.5	54t	11
Opponents	285	2938	10.3	77t	18

KICKING	FGM	FGA	PCT	LONG	PAT
Rian Lindell	17	24	70.8	44	24
BILLS	17	24	70.8	44	24
Opponents	23	31	74.2	51	26

PUNTING	PUNT	BLK	YDS	AVG	IN20
Brian Moorman	85	0	3788	44.6	20
BILLS	85	0	3788	44.6	20
Opponents	93	1	3553	38.2	24

TEAM STATS	BILLS	OPP
Punts / Average	85/44.6	93/38.2
Net Punting Avg.	85/37.1	93/33.9
Penalties / Yards	106/891	110/996
Fumbles / Lost	36/17	22/8
Avg. Time of Possession	29:40	30:20

SCORING	TD	FGM	PTS
Rian Lindell	0	17	75
Travis Henry	11	0	66
Bobby Shaw	4	0	24
Drew Bledsoe	2	0	12
Dave Moore	2	0	12
Josh Reed	2	0	12
Sam Adams	1	0	6
Mark Campbell	1	0	6
Nate Clements	1	0	6
Sammy Morris	1	0	6
Eric Moulds	1	0	6
Pat Williams	1	0	6
Pierson Prioleau	0	0	2
BILLS	27	17	243
Opponent	30	23	279

INTERCEPTIONS	INT	YDS	TD
Nate Clements	3	54	1
Terrence McGee	2	5	0
Takeo Spikes	2	1	0
Sam Adams	1	37	1
Antoine Winfield	1	11	0
Aaron Schobel	1	6	0
BILLS	10	114	2
Opponent	17	186	1

SACKS	
Aaron Schobel	11.5
Jeff Posey	5.5
Sam Adams	5
Ryan Denney	3.5
Lawyer Milloy	3
London Fletcher	2
Takeo Spikes	2
Terrence McGee	1
Antoine Winfield	1
Coy Wire	1
Ron Edwards	0.5
Pierson Prioleau	0.5
Kevin Thomas	0.5
BILLS	38
Opponent	51



2004 SEASON STATISTICS

9-7 | 3RD IN AFC EAST | HEAD COACH MIKE MULARKEY

DATE	W/L	SCORE	OPP.	ATT.
09/12	L	10-13	Jacksonville	72,389
09/19	L	10-13	at Oakland	53,610
10/03	L	17-31	New England	72,698
10/10	L	14-16	at NY Jets	77,976
10/17	W	20-13	Miami	72,714
10/24	L	6-20	at Baltimore	69,809
10/31	W	38-14	Arizona	65,887
11/07	W	22-17	NY Jets	72,574
11/14	L	6-29	at New England	68,756
11/21	W	37-17	St. Louis	72,393
11/28	W	38-9	at Seattle	66,271
12/05	W	42-32	at Miami	73,084
12/12	W	37-7	Cleveland	72,330
12/19	W	33-17	at Cincinnati	65,378
12/26	W	41-7	at San Francisco	63,248
01/02	L	24-29	Pittsburgh	73,414

TEAM STATS	BILLS	OPP
Total Net Yards	4691	4228
Avg. Per Game	293.2	264.3
Total Plays	982	978
Avg. Per Play	4.8	4.3
Net Yards Rushing	1874	1604
Avg. Per Game	117.1	100.3
Total Rushes	483	447
Net Yards Passing	2817	2624
Avg. Per Game	176.1	164.0
Sacked / Yards Lost	38/215	45/319
Gross Yards	3032	2943
Attempts / Comp.	461/262	486/261
Completion Pct.	56.8	53.7
Interceptions	17	24
Touchdowns	46	29
Rushing	15	6
Passing	21	20
Returns	10	3
Total First Downs	271	258
Rushing	102	79
Passing	149	150
Penalty	20	29
3rd Down: Made / Att	77/215	77/214
3rd Down Pct.	35.8	36.0
4th Down: Made / Att	10/21	11/15
4th Down Pct.	47.6	73.3
Scoring	395	284
1st Quarter	89	78
2nd Quarter	101	100
3rd Quarter	80	12
4th Quarter	125	94
Overtime	0	0
Punts / Average	78/43.1	79/40.7
Net Punting Avg.	78/36.5	79/32.6
Penalties / Yards	121/1047	120/865
Fumbles / Lost	26/12	31/15
Avg. Time of Possession	30:21	29:39

PASSING	Att	Cmp	Pct	Yds	Yd/A	TD	Int	Lg	Sack	Rate
Drew Bledsoe	450	256	56.9	2932	6.52	20	16	69t	37	76.6
Shane Matthews	3	2	66.7	44	14.67	1	0	33t	0	149.3
J.P. Losman	5	3	60.0	32	6.40	0	1	17	1	39.2
Brian Moorman	3	1	33.3	24	8.00	0	0	24	0	63.2
BILLS	461	262	56.8	3032	6.58	21	17	69t	38	76.7
Opponents	486	261	53.7	2943	6.06	20	24	51t	45	65.2

RUSHING	No.	Yds	Avg	LG	TD	SCORING	TD	FGM	PTS
Willis McGahee	284	1128	3.97	41	13	Rian Lindell	0	24	117
Travis Henry	94	326	3.47	19	0	Willis McGahee	13	0	78
Shaud Williams	42	167	3.98	27t	2	Lee Evans	9	0	54
Lee Evans	5	85	17.00	48	0	Mark Campbell	5	0	30
Joe Burns	20	73	3.65	21	0	Eric Moulds	5	0	30
Drew Bledsoe	22	37	1.68	17	0	Terrence McGee	3	0	18
Brian Moorman	2	23	11.50	34	0	Nate Clements	2	0	12
Eric Moulds	5	19	3.80	12	0	Tim Euhus	2	0	12
J.P. Losman	2	15	7.50	10	0	Takeo Spikes	2	0	12
Jonathan Smith	2	11	5.50	8	0	Shaud Williams	2	0	12
Josh Reed	2	-1	-0.50	6	0	Pat Williams	1	0	8
Shane Matthews	2	-3	-1.50	-1	0	Jason Peters	1	0	6
Jabari Greer	1	-6	-6.00	-6	0	Jonathan Smith	1	0	6
BILLS	483	1874	3.88	48	15	BILLS	46	24	395
Opponents	447	1604	3.59	58	6	Opponent	29	27	284

RECEIVING	No.	Yds	Avg	LG	TD	INTERCEPTIONS	INT	YDS	TD
Eric Moulds	88	1043	11.9	49	5	Nate Clements	6	77	1
Lee Evans	48	843	17.6	69t	9	Takeo Spikes	5	122	2
Willis McGahee	22	169	7.7	16	0	Terrence McGee	3	21	0
Mark Campbell	17	203	11.9	27	5	Lawyer Milloy	2	20	0
Daimon Shelton	17	114	6.7	24	0	Izell Reese	1	33	0
Josh Reed	16	153	9.6	20	0	Rashad Baker	1	26	0
Sam Aiken	11	148	13.5	54	0	Pat Williams	1	20	1
Tim Euhus	11	98	8.9	17	2	Troy Vincent	1	8	0
Travis Henry	10	45	4.5	10	0	Chris Kelsay	1	3	0
Ryan Neufeld	6	61	10.2	29	0	Jeff Posey	1	3	0
Bobby Shaw	5	59	11.8	20	0	Sam Adams	1	0	0
Rod Trafford	3	25	8.3	10	0	Josh Stamer	1	0	0
Jonathan Smith	3	21	7.0	11	0	BILLS	24	333	4
Shaud Williams	3	19	6.3	10	0	Opponent	17	357	1
Kevin Thomas	1	24	24.0	24	0				
Joe Burns	1	7	7.0	7	0				
BILLS	262	3032	11.6	69t	21				
Opponents	261	2943	11.3	51t	20				

KICKING	FGM	FGA	PCT	LONG	PAT
Rian Lindell	24	28	85.7	43	45
BILLS	24	28	85.7	43	45
Opponents	27	32	84.4	47	27

PUNTING	PUNT	BLK	YDS	AVG	IN20
Brian Moorman	77	0	3325	43.2	17
Rian Lindell	1	0	37	37.0	0
BILLS	78	0	3362	43.1	17
Opponents	79	1	3218	40.7	18

SACKS	
Aaron Schobel	8
Sam Adams	5
Chris Kelsay	4.5
Ron Edwards	4
Lawyer Milloy	4
London Fletcher	3.5
Ryan Denney	3
Takeo Spikes	3
Pat Williams	2.5
Terrence McGee	2
Jabari Greer	1
Jeff Posey	1
Kevin Thomas	1
Troy Vincent	1
Coy Wire	1
Nate Clements	0.5
BILLS	45
Opponent	38



2005 SEASON STATISTICS

5-11 | 3RD IN AFC EAST | HEAD COACH MIKE MULARKEY

DATE	W/L	SCORE	OPP.	ATT.
09/11	W	22-7	Houston	71,781
09/18	L	3-19	at Tampa Bay	64,777
09/25	L	16-24	Atlanta	72,032
10/02	L	7-19	at New Orleans	58,688
10/09	W	20-14	Miami	72,160
10/16	W	27-17	New York Jets	72,045
10/23	L	17-38	at Oakland	42,779
10/30	L	16-21	at New England	68,756
11/13	W	14-3	Kansas City	72,093
11/20	L	10-48	at San Diego	65,602
11/27	L	9-13	Carolina	71,440
12/04	L	23-24	at Miami	72,051
12/11	L	7-35	New England	71,810
12/17	L	17-28	Denver	71,887
12/24	W	37-27	at Cincinnati	65,485
01/01	L	26-30	at New York Jets	76,822

TEAM STATS	BILLS	OPP
Total Net Yards	4122	5496
Avg. Per Game	257.6	343.5
Total Plays	930	1030
Avg. Per Play	4.4	5.3
Net Yards Rushing	1607	2205
Avg. Per Game	100.4	137.8
Total Rushes	428	489
Net Yards Passing	2515	3291
Avg. Per Game	157.2	205.7
Sacked / Yards Lost	43/337	38/269
Gross Yards	2852	3560
Attempts / Comp.	459/269	503/314
Completion Pct.	58.6	62.4
Interceptions	16	17
Touchdowns	26	44
Rushing	6	22
Passing	18	19
Returns	2	3
Total First Downs	259	343
Rushing	96	146
Passing	129	169
Penalty	34	28
3rd Down: Made / Att	74/201	93/200
3rd Down Pct.	36.8	46.5
4th Down: Made / Att	6/16	7/12
4th Down Pct.	37.5	58.3
Scoring	271	367
1st Quarter	80	34
2nd Quarter	86	135
3rd Quarter	46	75
4th Quarter	59	123
Overtime	0	0
Punts / Average	71/45.7	62/40.2
Net Punting Avg.	71/39.1	62/34.4
Penalties / Yards	120/897	124/904
Fumbles / Lost	26/10	24/13
Avg. Time of Possession	29:04	30:56

PASSING	Att	Cmp	Pct	Yds	Yd/A	TD	Int	Lg	Sack	Rate
Kelly Holcomb	230	155	67.4	1509	6.56	10	8	65	17	85.6
J.P. Losman	228	113	49.6	1340	5.88	8	8	58	26	64.9
Roscoe Parrish	1	1	100.0	3	3.00	0	0	3	0	79.2
BILLS	459	269	58.6	2852	6.21	18	16	65	43	75.4
Opponents	503	314	62.4	3560	7.08	19	17	57	38	82.1

RUSHING	No.	Yds	Avg	LG	TD
Willis McGahee	325	1247	3.84	27	5
Shaud Williams	45	161	3.58	28	0
J.P. Losman	31	154	4.97	30	0
Lee Evans	4	38	9.50	39	0
Kelly Holcomb	18	11	0.61	8	1
Jonathan Smith	1	1	1.00	1	0
Daimon Shelton	1	0	0.00	0	0
Roscoe Parrish	2	-2	-1.00	4	0
Josh Reed	1	-3	-3.00	-3	0
BILLS	428	1607	3.75	39	6
Opponents	489	2205	4.51	59	22

RECEIVING	No.	Yds	Avg	LG	TD
Eric Moulds	81	816	10.1	55t	4
Lee Evans	48	743	15.5	65	7
Josh Reed	32	449	14.0	51t	2
Willis McGahee	28	178	6.4	19	0
Mark Campbell	19	139	7.3	27	0
Shaud Williams	17	118	6.9	23	0
Roscoe Parrish	15	148	9.9	28	1
Daimon Shelton	13	98	7.5	21	1
Jonathan Smith	5	56	11.2	19	1
Sam Aiken	4	57	14.3	22	0
Tim Euhus	3	17	5.7	9	0
Jason Peters	2	5	2.5	4	1
Joe Burns	1	19	19.0	19t	1
Ryan Neufeld	1	9	9.0	9	0
BILLS	269	2852	10.6	65	18
Opponents	314	3560	11.3	57	19

KICKING	FGM	FGA	PCT	LONG	PAT
Rian Lindell	29	35	82.9	53	26
BILLS	29	35	82.9	53	26
Opponents	19	25	76.0	49	44

PUNTING	PUNT	BLK	YDS	AVG	IN20
Brian Moorman	71	0	3242	45.7	22
BILLS	71	0	3242	45.7	22
Opponents	62	0	2492	40.2	22

SCORING	TD	FGM	PTS
Rian Lindell	0	29	113
Lee Evans	7	0	42
Willis McGahee	5	0	30
Eric Moulds	4	0	24
Terrence McGee	2	0	12
Josh Reed	2	0	12
Joe Burns	1	0	6
Kelly Holcomb	1	0	6
Roscoe Parrish	1	0	6
Jason Peters	1	0	6
Daimon Shelton	1	0	6
Jonathan Smith	1	0	6
London Fletcher	0	0	2
BILLS	26	29	271
Opponent	44	19	367

INTERCEPTIONS	INT	YDS	TD
Terrence McGee	4	97	1
Troy Vincent	4	78	0
Angelo Crowell	2	3	0
Nate Clements	2	0	0
London Fletcher	1	20	0
Rashad Baker	1	18	0
Chris Kelsay	1	17	0
Lawyer Milloy	1	0	0
Aaron Schobel	1	0	0
BILLS	17	233	1
Opponent	16	209	2

SACKS	
Aaron Schobel	12
Ryan Denney	4
London Fletcher	4
Sam Adams	3
Angelo Crowell	3
Jeff Posey	3
Chris Kelsay	2.5
Justin Bannan	1.5
Tim Anderson	1
Rashad Baker	1
Jabari Greer	1
Lawyer Milloy	1
Takeo Spikes	1
BILLS	38
Opponent	43



2006 SEASON STATISTICS

7-9 | 3RD IN AFC EAST | HEAD COACH DICK JAURON

DATE	W/L	SCORE	OPP.	ATT.
09/10	L	17-19	at New England	68,756
09/17	W	16-6	at Miami	72,797
09/24	L	20-28	New York Jets	72,067
10/01	W	17-12	Minnesota	71,972
10/08	L	7-40	at Chicago	62,206
10/15	L	17-20	at Detroit	60,704
10/22	L	6-28	New England	72,180
11/05	W	24-10	Green Bay	72,205
11/12	L	16-17	at Indianapolis	57,306
11/19	W	24-21	at Houston	70,125
11/26	W	27-24	Jacksonville	63,608
12/03	L	21-24	San Diego	63,361
12/10	W	31-13	at New York Jets	77,131
12/17	W	21-0	Miami	71,011
12/24	L	29-30	Tennessee	54,765
12/31	L	7-19	at Baltimore	70,913

TEAM STATS	BILLS	OPP
Total Net Yards	4271	5273
Avg. Per Game	266.9	329.6
Total Plays	898	1029
Avg. Per Play	4.8	5.1
Net Yards Rushing	1552	2254
Avg. Per Game	97.0	140.9
Total Rushes	420	476
Net Yards Passing	2719	3019
Avg. Per Game	169.9	188.7
Sacked / Yards Lost	47/332	40/265
Gross Yards	3051	3284
Attempts / Comp.	431/268	513/324
Completion Pct.	62.2	63.2
Interceptions	14	13
Touchdowns	33	35
Rushing	9	14
Passing	19	18
Returns	5	3
Total First Downs	234	298
Rushing	82	117
Passing	132	168
Penalty	20	13
3rd Down: Made / Att	63/199	79/216
3rd Down Pct.	31.7	36.6
4th Down: Made / Att	5/11	11/17
4th Down Pct.	45.5	64.7
Scoring	300	311
1st Quarter	67	74
2nd Quarter	84	105
3rd Quarter	75	55
4th Quarter	74	77
Overtime	0	0
Punts / Average	92/43.6	86/41.6
Net Punting Avg.	92/39.2	86/34.4
Penalties / Yards	87/629	90/709
Fumbles / Lost	28/15	28/11
Avg. Time of Possession	28:04	31:56

PASSING	Att	Cmp	Pct	Yds	Yd/A	TD	Int	Lg	Sack	Rate
J.P. Losman	429	268	62.5	3051	7.11	19	14	83t	47	84.9
Brian Moorman	1	0	0.0	0	0.00	0	0	-	0	39.6
Lee Evans	1	0	0.0	0	0.00	0	0	-	0	39.6
BILLS	431	268	62.2	3051	7.08	19	14	83t	47	84.6
Opponents	513	324	63.2	3284	6.40	18	13	62	40	82.5

RUSHING	No.	Yds	Avg	LG	TD
Willis McGahee	259	990	3.82	57t	6
Anthony Thomas	107	378	3.53	19	2
J.P. Losman	38	140	3.68	15	1
Peerless Price	5	18	3.60	9	0
Roscoe Parrish	2	18	9.00	11	0
Josh Reed	4	13	3.25	15	0
Brian Moorman	2	2	1.00	2	0
Shaud Williams	2	2	1.00	2	0
Robert Royal	1	-9	-9.00	-9	0
BILLS	420	1552	3.70	57t	9
Opponents	476	2254	4.74	52	14

RECEIVING	No.	Yds	Avg	LG	TD
Lee Evans	82	1292	15.8	83t	8
Peerless Price	49	402	8.2	25	3
Josh Reed	34	410	12.1	52	2
Roscoe Parrish	23	320	13.9	51t	2
Robert Royal	23	233	10.1	33t	3
Anthony Thomas	22	139	6.3	18	0
Willis McGahee	18	156	8.7	56	0
Daimon Shelton	7	35	5.0	14	0
Brad Cieslak	6	46	7.7	13	0
Andre' Davis	2	13	6.5	8	0
Ryan Neufeld	1	4	4.0	4t	1
Kevin Everett	1	1	1.0	1	0
BILLS	268	3051	11.4	83t	19
Opponents	324	3284	10.1	62	18

KICKING	FGM	FGA	PCT	LONG	PAT
Rian Lindell	23	25	92.0	53	33
BILLS	23	25	92.0	53	33
Opponents	22	26	84.6	49	33

PUNTING	PUNT	BLK	YDS	AVG	IN20
Brian Moorman	92	0	4012	43.6	33
BILLS	92	0	4012	43.6	33
Opponents	86	1	3578	41.6	31

SCORING	TD	FGM	PTS
Rian Lindell	0	23	102
Lee Evans	8	0	48
Willis McGahee	6	0	36
Roscoe Parrish	3	0	18
Peerless Price	3	0	18
Robert Royal	3	0	18
London Fletcher	2	0	12
Josh Reed	2	0	12
Anthony Thomas	2	0	12
Nate Clements	1	0	6
J.P. Losman	1	0	6
Terrence McGee	1	0	6
Ryan Neufeld	1	0	6

BILLS	33	23	300
Opponent	35	22	311

INTERCEPTIONS	INT	YDS	TD
London Fletcher	4	30	1
Nate Clements	3	80	1
Ko Simpson	2	76	0
Angelo Crowell	2	0	0
Donte Whitner	1	10	0
Keith Ellison	1	7	0
BILLS	13	203	2
Opponent	14	198	2

SACKS	
Aaron Schobel	14
Ryan Denney	6
Chris Kelsay	5.5
Larry Triplett	2.5
Angelo Crowell	2
London Fletcher	2
Keith Ellison	1
Anthony Hargrove	1
Ko Simpson	1
Takeo Spikes	1
BILLS	40
Opponent	47



2007 SEASON STATISTICS

7-9 | 2ND IN AFC EAST | HEAD COACH DICK JAURON

DATE	W/L	SCORE	OPP.	ATT.
09/09	L	14-15	Denver	71,132
09/16	L	3-26	at Pittsburgh	64,307
09/23	L	7-38	at New England	68,756
09/30	W	17-14	New York Jets	70,600
10/08	L	24-25	Dallas	71,575
10/21	W	19-14	Baltimore	70,727
10/28	W	13- 3	at New York Jets	76,688
11/04	W	33-21	Cincinnati	70,745
11/11	W	13-10	at Miami	70,615
11/18	L	10-56	New England	71,338
11/25	L	14-36	at Jacksonville	64,546
12/02	W	17-16	at Washington	85,831
12/09	W	38-17	Miami	71,018
12/16	L	0- 8	at Cleveland	73,196
12/23	L	21-38	New York Giants	71,302
12/30	L	9-17	at Philadelphia	68,594

TEAM STATS	BILLS	OPP
Total Net Yards	4434	5807
Avg. Per Game	277.1	362.9
Total Plays	919	1047
Avg. Per Play	4.8	5.5
Net Yards Rushing	1800	1993
Avg. Per Game	112.5	124.6
Total Rushes	448	454
Net Yards Passing	2634	3814
Avg. Per Game	164.6	238.4
Sacked / Yards Lost	26/208	26/144
Gross Yards	2842	3958
Attempts / Comp.	445/263	567/354
Completion Pct.	59.1	62.4
Interceptions	14	18
Touchdowns	25	39
Rushing	8	15
Passing	12	19
Returns	5	5
Total First Downs	248	322
Rushing	91	104
Passing	141	203
Penalty	16	15
3rd Down: Made / Att	65/195	101/224
3rd Down Pct.	33.3	45.1
4th Down: Made / Att	8/18	10/22
4th Down Pct.	44.4	45.5
Scoring	252	354
1st Quarter	79	63
2nd Quarter	41	104
3rd Quarter	68	92
4th Quarter	64	95
Overtime	0	0
Punts / Average	81/40.8	61/42.6
Net Punting Avg.	81/37.6	61/31.8
Penalties / Yards	78/633	73/567
Fumbles / Lost	20/7	29/12
Avg. Time of Possession	28:51	31:09

PASSING	Att	Cmp	Pct	Yds	Yd/A	TD	Int	Lg	Sack	Rate
Trent Edwards	269	151	56.1	1630	6.06	7	8	70t	12	70.4
J.P. Losman	175	111	63.4	1204	6.88	4	6	85t	14	76.9
Marshawn Lynch	1	1	100.0	8	8.00	1	0	8t	0	139.6
BILLS	445	263	59.1	2842	6.39	12	14	85t	26	73.8
Opponents	567	354	62.4	3958	6.98	19	18	59t	26	81.1

RUSHING	No.	Yds	Avg	LG	TD
Marshawn Lynch	280	1115	3.98	56t	7
Fred Jackson	58	300	5.17	27	0
J.P. Losman	20	110	5.50	17	0
Dwayne Wright	29	94	3.24	15	0
Anthony Thomas	36	89	2.47	9	0
Trent Edwards	14	49	3.50	14	0
Roscoe Parrish	3	19	6.33	24t	1
Brian Moorman	4	14	3.50	10	0
Josh Reed	4	10	2.50	12	0
BILLS	448	1800	4.02	56t	8
Opponents	454	1993	4.39	88t	15

RECEIVING	No.	Yds	Avg	LG	TD
Lee Evans	55	849	15.4	85t	5
Josh Reed	51	578	11.3	30	0
Roscoe Parrish	35	352	10.1	47t	1
Robert Royal	25	248	9.9	28t	3
Michael Gaines	25	215	8.6	20	2
Fred Jackson	22	190	8.6	54	0
Marshawn Lynch	18	184	10.2	30	0
Anthony Thomas	15	95	6.3	11	1
Peerless Price	7	68	9.7	22	0
Derek Schouman	3	19	6.3	10	0
Dwayne Wright	3	17	5.7	8	0
Ryan Neufeld	2	14	7.0	8	0
Sam Aiken	1	10	10.0	10	0
Kevin Everett	1	3	3.0	3	0
BILLS	263	2842	10.8	85t	12
Opponents	354	3958	11.2	59t	19

KICKING	FGM	FGA	PCT	LONG	PAT
Rian Lindell	24	27	88.9	52	24
BILLS	24	27	88.9	52	24
Opponents	27	30	90.0	53	37

PUNTING	PUNT	BLK	YDS	AVG	IN20
Brian Moorman	81	0	3302	40.8	30
BILLS	81	0	3302	40.8	30
Opponents	61	0	2598	42.6	15

SCORING	TD	FGM	PTS
Rian Lindell	0	24	96
Marshawn Lynch	7	0	44
Lee Evans	5	0	30
Roscoe Parrish	3	0	18
Robert Royal	3	0	18
Michael Gaines	2	0	12
George Wilson	2	0	12
Chris Kelsay	1	0	8
Terrence McGee	1	0	6
Anthony Thomas	1	0	6
Angelo Crowell	0	0	2
BILLS	25	24	252
Opponent	39	27	354

INTERCEPTIONS	INT	YDS	TD
Terrence McGee	4	4	0
Jim Leonhard	2	60	0
George Wilson	2	25	1
Jabari Greer	2	1	0
John DiGiorgio	1	38	0
Donte Whitner	1	29	0
Ashton Youboty	1	19	0
Kiwaukee Thomas	1	8	0
Angelo Crowell	1	5	0
Keith Ellison	1	4	0
Chris Kelsay	1	0	1
Larry Triplett	1	0	0
BILLS	18	193	2
Opponent	14	291	2

SACKS	
Aaron Schobel	6.5
Chris Kelsay	2.5
John McCargo	2.5
Angelo Crowell	2
John DiGiorgio	2
Kyle Williams	2
Anthony Hargrove	1.5
Ryan Denney	1
Keith Ellison	1
Mario Haggan	1
Larry Triplett	1
Ashton Youboty	1
BILLS	26
Opponent	26



2008 SEASON STATISTICS

7-9 | 3RD IN AFC EAST | HEAD COACH DICK JAURON

DATE	W/L	SCORE	OPP.	ATT.
09/07	W	34-10	Seattle	71,194
09/14	W	20-16	at Jacksonville	65,167
09/21	W	24-23	Oakland	71,297
09/28	W	31-14	at St. Louis	61,017
10/05	L	17-41	at Arizona	63,830
10/19	W	23-14	San Diego	71,602
10/26	L	16-25	at Miami	65,011
11/02	L	17-26	New York Jets	71,827
11/09	L	10-20	at New England	68,756
11/17	L	27-29	Cleveland	71,645
11/23	W	54-31	at Kansas City	73,584
11/30	L	3-10	San Francisco	70,988
12/07	L	3-16	Miami (Toronto)	52,134
12/14	L	27-31	at New York Jets	78,548
12/21	W	30-23	at Denver	74,539
12/28	L	0-13	New England	71,282

TEAM STATS	BILLS	OPP
Total Net Yards	4882	5217
Avg. Per Game	305.1	326.1
Total Plays	956	971
Avg. Per Play	5.1	5.4
Net Yards Rushing	1842	1946
Avg. Per Game	115.1	121.6
Total Rushes	439	455
Net Yards Passing	3040	3271
Avg. Per Game	190.0	204.4
Sacked / Yards Lost	38/262	24/170
Gross Yards	3302	3441
Attempts / Comp.	479/309	492/301
Completion Pct.	64.5	61.2
Interceptions	15	10
Touchdowns	35	34
Rushing	16	18
Passing	14	14
Returns	5	2
Total First Downs	287	293
Rushing	107	113
Passing	167	167
Penalty	13	13
3rd Down: Made / Att	81/203	73/202
3rd Down Pct.	39.9	36.1
4th Down: Made / Att	7/16	8/16
4th Down Pct.	43.8	50.0
Scoring	336	342
1st Quarter	46	108
2nd Quarter	113	76
3rd Quarter	73	81
4th Quarter	104	77
Overtime	0	0
Punts / Average	58/44.1	64/45.6
Net Punting Avg.	58/39.1	64/36.8
Penalties / Yards	71/538	72/540
Fumbles / Lost	33/15	21/12
Avg. Time of Possession	30:04	29:56

PASSING	Att	Cmp	Pct	Yds	Yd/A	TD	Int	Lg	Sack	Rate
Trent Edwards	374	245	65.5	2699	7.22	11	10	65	23	85.4
J.P. Losman	104	63	60.6	584	5.62	2	5	87t	15	62.3
Brian Moorman	1	1	100.0	19	19.00	1	0	19t	0	158.3
BILLS	479	309	64.5	3302	6.89	14	15	87t	38	81.3
Opponents	492	301	61.2	3441	6.99	14	10	84t	24	83.2

RUSHING	No.	Yds	Avg	LG	TD
Marshawn Lynch	250	1036	4.14	50	8
Fred Jackson	130	571	4.39	32	3
Trent Edwards	36	117	3.25	15t	3
J.P. Losman	12	70	5.83	17	2
Lee Evans	1	22	22.00	22	0
Roscoe Parrish	2	9	4.50	9	0
Keith Ellison	1	6	6.00	6	0
Stevie Johnson	1	6	6.00	6	0
Xavier Omon	6	5	0.83	2	0
BILLS	439	1842	4.20	50	16
Opponents	455	1946	4.28	72t	18

RECEIVING	No.	Yds	Avg	LG	TD
Lee Evans	63	1017	16.1	87t	3
Josh Reed	56	597	10.7	24	1
Marshawn Lynch	47	300	6.4	42	1
Fred Jackson	37	317	8.6	65	0
Robert Royal	33	351	10.6	30t	1
Roscoe Parrish	24	232	9.7	22	1
Derek Schouman	15	153	10.2	21	1
Stevie Johnson	10	102	10.2	21	2
Derek Fine	10	94	9.4	20	1
James Hardy	9	87	9.7	17	2
Darian Barnes	2	34	17.0	25	0
Corey McIntyre	2	-1	-0.5	0	0
Ryan Denney	1	19	19.0	19t	1
BILLS	309	3302	10.7	87t	14
Opponents	301	3441	11.4	84t	14

KICKING	FGM	FGA	PCT	LONG	PAT
Rian Lindell	30	38	78.9	53	34
BILLS	30	38	78.9	53	34
Opponents	34	41	82.9	56	34

PUNTING	PUNT	BLK	YDS	AVG	IN20
Brian Moorman	58	0	2557	44.1	23
BILLS	58	0	2557	44.1	23
Opponents	64	0	2920	45.6	22

SCORING	TD	FGM	PTS
Rian Lindell	0	30	124
Marshawn Lynch	9	0	54
Lee Evans	3	0	20
Trent Edwards	3	0	18
Fred Jackson	3	0	18
Jabari Greer	2	0	12
James Hardy	2	0	12
Stevie Johnson	2	0	12
J.P. Losman	2	0	12
Leodis McKelvin	2	0	12
Roscoe Parrish	2	0	12
Ryan Denney	1	0	6
Derek Fine	1	0	6
Josh Reed	1	0	6
Robert Royal	1	0	6
Derek Schouman	1	0	6
BILLS	35	30	336
Opponent	34	34	342

INTERCEPTIONS	INT	YDS	TD
Terrence McGee	3	36	0
Jabari Greer	2	75	2
Leodis McKelvin	2	64	1
Kawika Mitchell	2	33	0
Paul Posluszny	1	9	0
BILLS	10	217	3
Opponent	15	169	1

SACKS	
Ryan Denney	4
Kawika Mitchell	4
Marcus Stroud	2.5
Spencer Johnson	2
Chris Kelsay	2
Kyle Williams	2
George Wilson	1.5
Copeland Bryan	1
Aaron Schobel	1
Bryan Scott	1
Donte Whitner	1
Ashton Youboty	1
BILLS	24
Opponent	38



2009 SEASON STATISTICS

6-10 | 4TH IN AFC EAST | HEAD COACH DICK JAURON & PERRY

DATE	W/L	SCORE	OPP.	ATT.
09/14	L	24-25	at New England	68,756
09/20	W	33-20	Tampa Bay	70,318
09/27	L	7-27	New Orleans	70,261
10/04	L	10-38	at Miami	65,523
10/11	L	3-6	Cleveland	70,526
10/18	W	16-13 (OT)	at NY Jets	76,048
10/25	W	20-9	at Carolina	73,497
11/01	L	10-31	Houston	69,790
11/15	L	17-41	at Tennessee	69,143
11/22*	L	15-18	at Jacksonville	47,757
11/29	W	31-14	Miami	70,155
12/3	L	13-19	NYJ (Toronto)	51,567
12/13	W	16-10	at Kansas City	68,668
12/20	L	10-17	New England	70,000
12/27	L	3-31	at Atlanta	68,887
01/03	W	30-7	Indianapolis	69,848
*Perry Fewell's first game				

TEAM STATS	BILLS	OPP
Total Net Yards	4382	5449
Avg. Per Game	273.9	340.6
Total Plays	911	1086
Avg. Per Play	4.8	5.0
Net Yards Rushing	1867	2501
Avg. Per Game	116.7	156.3
Total Rushes	424	535
Net Yards Passing	2515	2948
Avg. Per Game	157.2	184.3
Sacked / Yards Lost	46/274	32/189
Gross Yards	2789	3137
Attempts / Comp.	441/256	519/295
Completion Pct.	58.0	56.8
Interceptions	19	28
Touchdowns	25	37
Rushing	6	19
Passing	17	14
Returns	2	4
Total First Downs	233	310
Rushing	81	134
Passing	126	157
Penalty	26	19
3rd Down: Made / Att	51/198	97/240
3rd Down Pct.	25.8	40.4
4th Down: Made / Att	7/15	14/26
4th Down Pct.	46.7	53.8
Scoring	258	326
1st Quarter	74	44
2nd Quarter	67	115
3rd Quarter	37	48
4th Quarter	77	119
Overtime	3	0
Punts / Average	90/46.6	78/41.2
Net Punting Avg.	90/40.2	78/37.4
Penalties / Yards	107/855	107/919
Fumbles / Lost	24/11	21/5
Avg. Time of Possession	27:50	32:10

PASSING	Att	Cmp	Pct	Yds	Yd/A	TD	Int	Lg	Sack	Rate
Ryan Fitzpatrick	227	127	55.9	1422	6.26	9	10	98t	21	69.7
Trent Edwards	183	110	60.1	1169	6.39	6	7	46	23	73.8
Brian Brohm	29	17	58.6	146	5.03	0	2	15	2	43.2
Fred Jackson	1	1	100.0	27	27.00	1	0	27t	0	158.3
Brian Moorman	1	1	100.0	25	25.00	1	0	25t	0	158.3
BILLS	441	256	58.0	2789	6.32	17	19	98t	46	71.7
Opponents	519	295	56.8	3137	6.04	14	28	52	32	61.1

RUSHING	No.	Yds	Avg	LG	TD
Fred Jackson	237	1062	4.48	43	2
Marshawn Lynch	120	450	3.75	47	2
Ryan Fitzpatrick	31	141	4.55	31t	1
Trent Edwards	14	106	7.57	20	0
Terrell Owens	6	54	9.00	29t	1
Corey McIntyre	5	34	6.80	25	0
Xavier Omon	5	22	4.40	7	0
Roscoe Parrish	2	4	2.00	9	0
Brian Brohm	3	-3	-1.00	-1	0
Justin Jenkins	1	-3	-3.00	-3	0
BILLS	424	1867	4.40	47	6
Opponents	535	2501	4.67	76t	19

RECEIVING	No.	Yds	Avg	LG	TD
Terrell Owens	55	829	15.1	98t	5
Fred Jackson	46	371	8.1	21	2
Lee Evans	44	612	13.9	50	7
Marshawn Lynch	28	179	6.4	35	0
Josh Reed	27	291	10.8	29	1
Shawn Nelson	17	156	9.2	25	1
Derek Schouman	9	103	11.4	27	0
Derek Fine	9	64	7.1	11	0
Corey McIntyre	7	55	7.9	18	0
Jonathan Stupar	6	40	6.7	17	0
Roscoe Parrish	3	34	11.3	16	0
Stevie Johnson	2	10	5.0	5	0
Ryan Denney	1	25	25.0	25t	1
Joe Klopfenstein	1	11	11.0	11	0
Returns Hardy	1	9	9.0	9	0
BILLS	256	2789	10.9	98t	17
Opponents	295	3137	10.6	52	14

KICKING	FGM	FGA	PCT	LONG	PAT
Rian Lindell	28	33	84.8	56	24
BILLS	28	33	84.8	56	24
Opponents	22	28	78.6	51	32

PUNTING	PUNT	BLK	YDS	AVG	IN20
Brian Moorman	90	0	4192	46.6	25
BILLS	90	0	4192	46.6	25
Opponents	78	0	3216	41.2	30

SCORING	TD	FGM	PTS
Rian Lindell	0	28	108
Lee Evans	7	0	42
Terrell Owens	6	0	36
Fred Jackson	4	0	24
Marshawn Lynch	2	0	12
Ryan Denney	1	0	6
Ryan Fitzpatrick	1	0	6
Shawn Nelson	1	0	6
Josh Reed	1	0	6
Aaron Schobel	1	0	6
Donte Whitner	1	0	6
BILLS	25	28	258
Opponent	37	22	326

INTERCEPTIONS	INT	YDS	TD
Jairus Byrd	9	118	0
George Wilson	4	23	0
Paul Posluszny	3	20	0
Donte Whitner	2	104	1
Cary Harris	2	7	0
Bryan Scott	1	27	0
Aaron Schobel	1	26	1
Drayton Florence	1	7	0
Terrence McGee	1	3	0
Reggie Corner	1	0	0
Chris Draft	1	0	0
Corey Mace	1	0	0
John Wendling	1	0	0
BILLS	28	335	2
Opponent	19	194	3

SACKS	
Aaron Schobel	10
Chris Kelsay	5
Kyle Williams	4
Ryan Denney	2
Spencer Johnson	2
Bryan Scott	2
Marcus Stroud	2
George Wilson	2
Chris Draft	1
Paul Posluszny	1
BILLS	32
Opponent	46



2010 SEASON STATISTICS

4-12 | 4TH IN AFC EAST | HEAD COACH CHAN GAILEYFEWELL

DATE	W/L	SCORE	OPP.	ATT.
09/12	L	10-15	Miami	69,295
09/19	L	7-34	at Green Bay	70,741
09/26	L	30-38	at New England	68,756
10/03	L	14-38	NY Jets	69,262
10/10	L	26-36	Jacksonville	58,304
10/24	L	34-37 (OT)	at Baltimore	71,220
10/31	L	10-13 (OT)	at Kansas City	73,497
11/07	L	19-22	CHI (Toronto)	50,746
11/14	W	14-12	Detroit	56,721
11/21	W	49-31	at Cincinnati	55,654
11/28	L	16-19 (OT)	Pittsburgh	69,642
12/05	L	14-38	at Minnesota	64,012
12/12	W	13-6	Cleveland	50,861
12/19	W	17-14	at Miami	65,511
12/26	L	3-34	New England	68,281
01/02	L	7-38	at NY Jets	79,019

TEAM STATS	BILLS	OPP
Total Net Yards	4878	5786
Avg. Per Game	304.9	361.6
Total Plays	954	1071
Avg. Per Play	5.1	5.4
Net Yards Rushing	1720	2714
Avg. Per Game	107.5	169.6
Total Rushes	401	571
Net Yards Passing	3158	3072
Avg. Per Game	197.4	192.0
Sacked / Yards Lost	34/213	27/181
Gross Yards	3371	3253
Attempts / Comp.	519/296	473/294
Completion Pct.	57.0	62.2
Interceptions	21	11
Touchdowns	34	48
Rushing	6	18
Passing	24	28
Returns	4	2
Total First Downs	263	335
Rushing	82	138
Passing	166	179
Penalty	15	18
3rd Down: Made / Att	80/211	98/227
3rd Down Pct.	37.9	43.2
4th Down: Made / Att	11/24	7/10
4th Down Pct.	45.8	70.0
Scoring	283	425
1st Quarter	40	70
2nd Quarter	88	166
3rd Quarter	65	98
4th Quarter	90	82
Overtime	0	9
Punts / Average	75/42.4	71/42.1
Net Punting Avg.	75/36.6	71/35.6
Penalties / Yards	82/633	85/634
Fumbles / Lost	33/18	20/11
Avg. Time of Possession	27:40	32:20

PASSING	Att	Cmp	Pct	Yds	Yd/A	TD	Int	Lg	Sack	Rate
Ryan Fitzpatrick	441	255	57.8	3000	6.80	23	15	65t	24	81.8
Trent Edwards	52	29	55.8	241	4.63	1	2	31t	7	58.3
Brian Brohm	23	10	43.5	106	4.61	0	3	33	3	17.9
Levi Brown	3	2	66.7	24	8.00	0	1	16	0	51.4
BILLS	519	296	57.0	3371	6.50	24	21	65t	34	75.2
Opponents	473	294	62.2	3253	6.88	28	11	52t	27	92.6

RUSHING	No.	Yds	Avg	LG	TD	SCORING	TD	FGM	PTS
Fred Jackson	222	927	4.18	39	5	Rian Lindell	0	16	79
C.J. Spiller	74	283	3.82	20	0	Stevie Johnson	10	0	60
Ryan Fitzpatrick	40	269	6.73	22	0	Fred Jackson	7	0	42
Marshawn Lynch	37	164	4.43	17	0	Lee Evans	4	0	24
Trent Edwards	5	24	4.80	8	0	David Nelson	3	0	18
Roscoe Parrish	3	23	7.67	13	0	Drayton Florence	2	0	12
Quinton Ganther	9	18	2.00	11	0	Roscoe Parrish	2	0	12
Corey McIntyre	4	5	1.25	2	1	C.J. Spiller	2	0	12
Naaman Roosevelt	1	3	3.00	3	0	Jairus Byrd	1	0	6
Jehuu Caulcrick	1	2	2.00	2	0	Donald Jones	1	0	6
Donald Jones	3	1	0.33	2	0	David Martin	1	0	6
Brian Moorman	2	1	0.50	1	0	Corey McIntyre	1	0	6
BILLS	401	1720	4.29	39	6	BILLS	34	16	283
Opponents	571	2714	4.75	43t	18	Opponent	48	29	425

RECEIVING	No.	Yds	Avg	LG	TD	INTERCEPTIONS	INT	YDS	TD
Stevie Johnson	82	1073	13.1	45	10	Drayton Florence	3	42	1
Lee Evans	37	578	15.6	54	4	George Wilson	2	65	0
Roscoe Parrish	33	400	12.1	37	2	Leodis McKelvin	2	10	0
David Nelson	31	353	11.4	37	3	Jairus Byrd	1	37	1
Fred Jackson	31	215	6.9	65t	2	Donte Whitner	1	37	0
C.J. Spiller	24	157	6.5	41	1	Andra Davis	1	11	0
Donald Jones	18	213	11.8	40	1	Dwan Edwards	1	8	0
Jonathan Stupar	12	111	9.3	35	0	BILLS	11	210	2
Naaman Roosevelt	9	139	15.4	30	0	Opponent	21	330	2
David Martin	7	43	6.1	15	1				
Corey McIntyre	4	32	8.0	14	0				
Shawn Nelson	3	25	8.3	12	0				
Quinton Ganther	2	9	4.5	8	0				
Scott Chandler	1	8	8.0	8	0				
Paul Hubbard	1	8	8.0	8	0				
Marshawn Lynch	1	7	7.0	7	0				
BILLS	296	3371	11.4	65t	24				
Opponents	294	3253	11.1	52t	28				

KICKING	FGM	FGA	PCT	LONG	PAT	SACKS	
Rian Lindell	16	21	76.2	51	31	Kyle Williams	5.5
BILLS	16	21	76.2	51	31	Chris Kelsay	3.5
Opponents	29	39	74.4	49	46	Bryan Scott	3
						Marcus Stroud	3
						Arthur Moats	2.5
						Spencer Johnson	2
						Paul Posluszny	2
						Jairus Byrd	1
						Alex Carrington	1
						Reggie Corner	1
						Dwan Edwards	1
						Chris Ellis	1
						Donte Whitner	0.5
						BILLS	27
						Opponent	34

PUNTING	PUNT	BLK	YDS	AVG	IN20
Brian Moorman	75	0	3181	42.4	17
BILLS	75	0	3181	42.4	17
Opponents	71	0	2986	42.1	24



2011 SEASON STATISTICS

6-10 | 4TH IN AFC EAST | HEAD COACH CHAN GAILEY

DATE	W/L	SCORE	OPP.	ATT.
09/11	W	41-7	at Kansas City	68,755
09/18	W	38-35	Oakland	68,191
09/25	W	34-31	New England	68,174
10/02	L	20-23	at Cincinnati	41,142
10/09	W	31-24	Philadelphia	69,803
10/16	L	24-27	at NYG	79,243
10/30	W	23-0	WAS (Toronto)	51,579
11/06	L	11-27	New York Jets	70,133
11/13	L	7-44	at Dallas	85,157
11/20	L	8-35	at Miami	57,531
11/27	L	24-28	at New York Jets	79,088
12/04	L	17-23	Tennessee	56,463
12/11	L	10-37	at San Diego	62,494
12/18	L	23-30	Miami	60,988
12/24	W	40-14	Denver	45,112
01/01	L	21-49	at New England	68,756

TEAM STATS	BILLS	OPP
Total Net Yards	5624	5938
Avg. Per Game	351.5	371.1
Total Plays	992	1003
Avg. Per Play	5.7	5.9
Net Yards Rushing	1921	2224
Avg. Per Game	120.1	139.0
Total Rushes	391	467
Net Yards Passing	3703	3714
Avg. Per Game	231.4	232.1
Sacked / Yards Lost	23/154	29/210
Gross Yards	3857	3924
Attempts / Comp.	578/356	507/321
Completion Pct.	61.6	63.3
Interceptions	25	20
Touchdowns	43	53
Rushing	12	19
Passing	24	30
Returns	7	4
Total First Downs	313	340
Rushing	100	120
Passing	180	196
Penalty	33	24
3rd Down: Made / Att	62/191	75/189
3rd Down Pct.	32.5	39.7
4th Down: Made / Att	9/22	9/13
4th Down Pct.	40.9	69.2
Scoring	372	434
1st Quarter	87	76
2nd Quarter	96	140
3rd Quarter	78	109
4th Quarter	111	109
Overtime	0	0
Punts / Average	73/47.6	68/44.7
Net Punting Avg.	73/37.5	68/38.7
Penalties / Yards	86/743	85/871
Fumbles / Lost	16/5	21/11
Avg. Time of Possession	30:11	29:49

PASSING	Att	Cmp	Pct	Yds	Yd/A	TD	Int	Lg	Sack	Rate
Ryan Fitzpatrick	569	353	62.0	3832	6.73	24	23	60t	22	79.1
Tyler Thigpen	8	3	37.5	25	3.13	0	1	13	0	6.8
Brad Smith	1	0	0.0	0	0.00	0	1	-	1	0.0
BILLS	578	356	61.6	3857	6.67	24	25	60t	23	77.0
Opponents	507	321	63.3	3924	7.74	30	20	65t	29	90.4

RUSHING	No.	Yds	Avg	LG	TD
Fred Jackson	170	934	5.49	80t	6
C.J. Spiller	107	561	5.24	38	4
Ryan Fitzpatrick	56	215	3.84	18	0
Brad Smith	20	87	4.35	18	1
Tashard Choice	23	70	3.04	12	1
Johnny White	12	38	3.17	13	0
Tyler Thigpen	1	8	8.00	8	0
George Wilson	1	6	6.00	6	0
Donald Jones	1	2	2.00	2	0
BILLS	391	1921	4.91	80t	12
Opponents	467	2224	4.76	76t	19

RECEIVING	No.	Yds	Avg	LG	TD
Stevie Johnson	76	1004	13.2	55	7
David Nelson	61	658	10.8	35	5
Fred Jackson	39	442	11.3	49	0
C.J. Spiller	39	269	6.9	19	2
Scott Chandler	38	389	10.2	31	6
Brad Smith	23	240	10.4	36t	1
Donald Jones	23	231	10.0	48	1
Naaman Roosevelt	16	257	16.1	60t	1
Derek Hagan	13	138	10.6	29	1
Ruvell Martin	7	82	11.7	28	0
Tashard Choice	7	51	7.3	15	0
Mike Caussin	5	41	8.2	13	0
Lee Smith	4	11	2.8	6	0
Kevin Brock	2	27	13.5	21	0
Roscoe Parrish	1	16	16.0	16	0
Corey McIntyre	1	4	4.0	4	0
Johnny White	1	-3	-3.0	-3	0
BILLS	356	3857	10.8	60t	24
Opponents	321	3924	12.2	65t	30

KICKING	FGM	FGA	PCT	LONG	PAT
Rian Lindell	13	15	86.7	49	25
Dave Rayner	10	15	66.7	56	13
Brandon Coutu	0	1	0.0	-	3
BILLS	23	31	74.2	56	41
Opponents	21	25	84.0	50	51

PUNTING	PUNT	BLK	YDS	AVG	IN20
Brian Moorman	72	1	3472	48.2	20
BILLS	73	1	3472	47.6	20
Opponents	68	0	3039	44.7	27

SACKS					
Marcell Dareus	5.5	Spencer Johnson	2	Danny Batten	0.5
Chris Kelsay	5	Jairus Byrd	1	BILLS	29
Nick Barnett	3	Alex Carrington	1	Opponent	23
Dwan Edwards	2.5	Shawne Merriman	1		
Arthur Moats	2.5	Kirk Morrison	1		
Kellen Heard	2	Bryan Scott	1		

SCORING	TD	FGM	PTS
Rian Lindell	0	13	64
Dave Rayner	0	10	43
Stevie Johnson	7	0	42
Scott Chandler	6	0	36
Fred Jackson	6	0	36
C.J. Spiller	6	0	36
David Nelson	5	0	30
Bryan Scott	2	0	12
Brad Smith	2	0	12
Nick Barnett	1	0	6
Jairus Byrd	1	0	6
Tashard Choice	1	0	6
Drayton Florence	1	0	6
Derek Hagan	1	0	6
Spencer Johnson	1	0	6
Donald Jones	1	0	6
Leodis McKelvin	1	0	6
Naaman Roosevelt	1	0	6
Brandon Coutu	0	0	3
Ryan Fitzpatrick	0	0	2
Kelvin Sheppard	0	0	2
BILLS	43	23	372
Opponent	53	21	434

INTERCEPTIONS	INT	YDS	TD
George Wilson	4	26	0
Jairus Byrd	3	88	1
Nick Barnett	3	80	1
Drayton Florence	3	64	1
Bryan Scott	2	43	1
Leodis McKelvin	1	21	0
Justin Rogers	1	15	0
Reggie Corner	1	4	0
Da'Norris Searcy	1	0	0
Aaron Williams	1	0	0
BILLS	20	341	4
Opponent	25	327	3



2012 SEASON STATISTICS

6-10 | 4TH IN AFC EAST | HEAD COACH CHAN GAILEY

DATE	W/L	SCORE	OPP.	ATT.
09/09	L	28-48	at NY Jets	79,088
09/16	W	35-17	Kansas City	69,402
09/23	W	24-14	at Cleveland	69,353
09/30	L	28-52	New England	70,684
10/07	L	3-45	at SF	69,732
10/14	W	19-16 (OT)	at Arizona	60,385
10/21	L	34-35	Tennessee	68,836
11/04	L	9-21	at Houston	71,698
11/11	L	31-37	at New England	68,756
11/15	W	19-14	Miami	69,118
11/25	L	13-20	at Indianapolis	64,366
12/02	W	34-18	at Minnesota	64,012
12/09	L	12-15	St. Louis	68,109
12/16	L	17-50	SEA (Toronto)	40,770
12/23	L	10-24	at Miami	54,462
12/30	W	28-9	New York Jets	54,533

TEAM STATS	BILLS	OPP
Total Net Yards	5486	5806
Avg. Per Game	342.9	362.9
Total Plays	983	1042
Avg. Per Play	5.6	5.6
Net Yards Rushing	2217	2333
Avg. Per Game	138.6	145.8
Total Rushes	442	470
Net Yards Passing	3269	3473
Avg. Per Game	204.3	217.1
Sacked / Yards Lost	30/161	36/196
Gross Yards	3430	3669
Attempts / Comp.	511/309	536/306
Completion Pct.	60.5	57.1
Interceptions	17	12
Touchdowns	40	53
Rushing	12	23
Passing	24	25
Returns	4	5
Total First Downs	301	349
Rushing	103	136
Passing	176	182
Penalty	22	31
3rd Down: Made / Att	77/198	92/209
3rd Down Pct.	38.9	44.0
4th Down: Made / Att	5/8	6/12
4th Down Pct.	62.5	50.0
Scoring	344	435
1st Quarter	84	89
2nd Quarter	109	115
3rd Quarter	78	109
4th Quarter	70	122
Overtime	3	0
Punts / Average	80/44.3	72/44.6
Net Punting Avg.	80/37.1	72/36.2
Penalties / Yards	104/871	80/693
Fumbles / Lost	23/17	26/9
Avg. Time of Possession	30:04	29:56

PASSING	Att	Cmp	Pct	Yds	Yd/A	TD	Int	Lg	Sack	Rate
Ryan Fitzpatrick	505	306	60.6	3400	6.73	24	16	68t	30	83.3
Tyler Thigpen	5	3	60.0	30	6.00	0	0	12	0	77.1
Brad Smith	1	0	0.0	0	0.00	0	1	-	0	0.0
BILLS	511	309	60.5	3430	6.71	24	17	68t	30	82.2
Opponents	536	306	57.1	3669	6.85	25	12	53	36	84.4

RUSHING	No.	Yds	Avg	LG	TD
C.J. Spiller	207	1244	6.01	62	6
Fred Jackson	115	437	3.80	15	3
Ryan Fitzpatrick	48	197	4.10	20	1
Tashard Choice	47	193	4.11	22	1
Brad Smith	14	116	8.29	35	1
Johnny White	8	34	4.25	9	0
Trevor Graham	1	5	5.00	5	0
Tyler Thigpen	1	-1	-1.00	-1	0
Dorin Dickerson	1	-8	-8.00	-8	0
BILLS	442	2217	5.02	62	12
Opponents	470	2333	4.96	83t	23

RECEIVING	No.	Yds	Avg	LG	TD
Stevie Johnson	79	1046	13.2	63	6
Scott Chandler	43	571	13.3	43	6
C.J. Spiller	43	459	10.7	66t	2
Donald Jones	41	443	10.8	68t	4
Fred Jackson	34	217	6.4	34	1
Trevor Graham	31	322	10.4	51	1
Brad Smith	14	152	10.9	35t	2
Dorin Dickerson	9	117	13.0	24	0
Ruvell Martin	4	41	10.3	16	0
Lee Smith	4	13	3.3	5	2
Tashard Choice	4	9	2.3	5	0
David Nelson	2	31	15.5	21	0
Corey McIntyre	1	9	9.0	9	0
Scott Chandler	1	8	8.0	8	0
Paul Hubbard	1	8	8.0	8	0
Marshawn Lynch	1	7	7.0	7	0
BILLS	309	3430	11.1	68t	24
Opponents	306	3669	12.0	53	25

KICKING	FGM	FGA	PCT	LONG	PAT
Rian Lindell	21	24	87.5	50	39
BILLS	21	24	87.5	50	39
Opponents	21	28	75.0	61	50

PUNTING	PUNT	BLK	YDS	AVG	IN20
Shawn Powell	65	0	2860	44.0	23
Brian Moorman	15	0	682	45.5	2
BILLS	80	0	3542	44.3	25
Opponents	72	0	3210	44.6	27

SCORING	TD	FGM	PTS
Rian Lindell	0	21	102
C.J. Spiller	8	0	48
Scott Chandler	6	0	36
Stevie Johnson	6	0	36
Fred Jackson	4	0	24
Donald Jones	4	0	24
Brad Smith	4	0	24
Leodis McKelvin	2	0	12
Lee Smith	2	0	12
Tashard Choice	1	0	6
Ryan Fitzpatrick	1	0	6
Trevor Graham	1	0	6
Bryan Scott	1	0	6
Chris Kelsay	0	0	2
BILLS	40	21	344
Opponent	53	21	435

INTERCEPTIONS	INT	YDS	TD
Jairus Byrd	5	81	0
Bryan Scott	4	66	1
Stephon Gilmore	1	23	0
Leodis McKelvin	1	9	0
Justin Rogers	1	-1	0
BILLS	12	178	1
Opponent	17	256	2

SACKS	
Mario Williams	10.5
Marcell Dareus	5.5
Kyle Williams	5
Kyle Moore	3
Nick Barnett	2
Alex Carrington	2
Spencer Johnson	2
Chris Kelsay	2
Kelvin Sheppard	2
Mark Anderson	1
Shawne Merriman	1
BILLS	36
Opponent	30



2013 SEASON STATISTICS

6-10 | 4TH IN AFC EAST | HEAD COACH DOUG MARRONE

DATE	W/L	SCORE	OPP.	ATT.
09/08	L	21-23	New England	69,519
09/15	W	24-23	Carolina	67,819
09/22	L	20-27	at NYJ	76,957
09/29	W	23-20	Baltimore	68,296
10/03	L	24-37	at Cleveland	71,239
10/13	L	24-27 (OT)	Cincinnati	67,739
10/20	W	23-21	at Miami	60,592
10/27	L	17-35	at New Orleans	72,405
11/03	L	13-23	Kansas City	68,159
11/10	L	10-23	at Pittsburgh	60,406
11/17	W	37-14	New York Jets	68,036
12/01	L	31-34 (OT)	ATL (Toronto)	38,969
12/08	L	6-27	at Tampa Bay	59,194
12/15	W	27-20	at Jacksonville	60,085
12/22	W	19-0	Miami	54,305
12/29	L	20-34	at NE	68,756

TEAM STATS	BILLS	OPP
Total Net Yards	5410	5334
Avg. Per Game	338.1	333.4
Total Plays	1116	1089
Avg. Per Play	4.8	4.9
Net Yards Rushing	2307	2063
Avg. Per Game	144.2	128.9
Total Rushes	546	471
Net Yards Passing	3103	3271
Avg. Per Game	193.9	204.4
Sacked / Yards Lost	48/270	57/395
Gross Yards	3373	3666
Attempts / Comp.	522/299	561/310
Completion Pct.	57.3	55.3
Interceptions	15	23
Touchdowns	34	42
Rushing	15	10
Passing	16	28
Returns	3	4
Total First Downs	301	308
Rushing	113	98
Passing	149	170
Penalty	39	40
3rd Down: Made / Att	83/244	91/245
3rd Down Pct.	34.0	37.1
4th Down: Made / Att	4/14	4/10
4th Down Pct.	28.6	40.0
Scoring	339	388
1st Quarter	73	64
2nd Quarter	103	133
3rd Quarter	75	82
4th Quarter	88	103
Overtime	0	6
Punts / Average	96/43.0	94/45.5
Net Punting Avg.	96/36.1	94/41.0
Penalties / Yards	110/952	108/931
Fumbles / Lost	32/12	21/7
Avg. Time of Possession	28:23	31:37

PASSING	Att	Cmp	Pct	Yds	Yd/A	TD	Int	Lg	Sack	Rate
EJ Manuel	306	180	58.8	1972	6.44	11	9	45	28	77.7
Thad Lewis	157	93	59.2	1092	6.96	4	3	57	18	81.0
Jeff Tuel	59	26	44.1	309	5.24	1	3	59t	2	45.1
BILLS	522	299	57.3	3373	6.46	16	15	59t	48	75.0
Opponents	561	310	55.3	3666	6.53	28	23	74	57	74.9

RUSHING	No.	Yds	Avg	LG	TD
C.J. Spiller	202	933	4.62	77	2
Fred Jackson	206	890	4.32	59	9
EJ Manuel	53	186	3.51	19	2
Tashard Choice	35	126	3.60	20	0
Thad Lewis	24	52	2.17	8	1
Frank Summers	12	46	3.83	16	1
Jeff Tuel	3	17	5.67	14	0
Robert Woods	2	16	8.00	13	0
Trevor Graham	4	14	3.50	14	0
Marquise Goodwin	3	13	4.33	17	0
Stevie Johnson	1	10	10.00	10	0
Ronnie Wingo	1	4	4.00	4	0
BILLS	546	2307	4.23	77	15
Opponents	471	2063	4.38	80t	10

RECEIVING	No.	Yds	Avg	LG	TD
Scott Chandler	53	655	12.4	33t	2
Stevie Johnson	52	597	11.5	45	3
Fred Jackson	47	387	8.2	37	1
Robert Woods	40	587	14.7	57	3
C.J. Spiller	33	185	5.6	27	0
Trevor Graham	23	361	15.7	47	2
Marquise Goodwin	17	283	16.6	59t	3
Chris Hogan	10	83	8.3	16	0
Frank Summers	7	79	11.3	34	1
Lee Smith	5	78	15.6	28	0
Chris Gragg	5	53	10.6	28	1
Tashard Choice	4	10	2.5	5	0
Marcus Easley	2	13	6.5	9	0
Ronnie Wingo	1	2	2.0	2	0
BILLS	299	3373	11.3	59t	16
Opponents	310	3666	11.8	74	28

KICKING	FGM	FGA	PCT	LONG	PAT
Dan Carpenter	33	36	91.7	55	32
BILLS	33	36	91.7	55	32
Opponents	31	36	86.1	55	41

PUNTING	PUNT	BLK	YDS	AVG	IN20
Brian Moorman	61	0	2511	41.2	16
Shawn Powell	35	0	1613	46.1	10
BILLS	96	0	4124	43.0	26
Opponents	94	0	4274	45.5	39

SCORING	TD	FGM	PTS
Dan Carpenter	0	33	131
Fred Jackson	10	0	60
Stevie Johnson	3	0	20
Robert Woods	3	0	20
Marquise Goodwin	3	0	18
Scott Chandler	2	0	12
Trevor Graham	2	0	12
EJ Manuel	2	0	12
Da'Norris Searcy	2	0	12
C.J. Spiller	2	0	12
Frank Summers	2	0	12
Chris Gragg	1	0	6
Thad Lewis	1	0	6
Nickell Robey-Coleman	1	0	6
BILLS	34	33	339
Opponent	42	31	388

INTERCEPTIONS	INT	YDS	TD
Jairus Byrd	4	85	0
Jim Leonhard	4	72	0
Aaron Williams	4	43	0
Kiko Alonso	4	38	0
Stephon Gilmore	2	0	0
Da'Norris Searcy	1	32	1
Nickell Robey-Coleman	1	19	1
Manny Lawson	1	0	0
Leodis McKelvin	1	0	0
Justin Rogers	1	0	0
BILLS	23	289	2
Opponent	15	298	2

SACKS	
Mario Williams	13
Kyle Williams	10.5
Jerry Hughes	10
Marcell Dareus	7.5
Manny Lawson	4
Da'Norris Searcy	3.5
Nickell Robey-Coleman	3
Kiko Alonso	2
Corbin Bryant	1
Jairus Byrd	1
Stefan Charles	1
Jamaal Westerman	0.5
BILLS	57
Opponent	48



2014 SEASON STATISTICS

9-7 | 2ND IN AFC EAST | HEAD COACH DOUG MARRONE

DATE	W/L	SCORE	OPP.	ATT.
09/07	W	23-20 (OT)	at Chicago	62,425
09/14	W	29-10	Miami	69,594
09/21	L	10-22	San Diego	68,611
09/28	L	17-23	at Houston	71,756
10/05	W	17-14	at Detroit	62,775
10/12	L	22-37	New England	70,185
10/19	W	17-16	Minnesota	68,477
10/26	W	43-23	at NY Jets	78,160
11/09	L	13-17	Kansas City	68,119
11/13	L	9-22	at Miami	71,573
11/24	W	38-3	NYJ (Detroit)	56,044
11/30	W	26-10	Cleveland	38,969
12/07	L	17-24	at Denver	76,913
12/14	W	21-13	Green Bay	70,124
12/21	L	24-26	at Oakland	53,436
12/28	W	17-9	at New England	68,756

TEAM STATS	BILLS	OPP
Total Net Yards	5096	4995
Avg. Per Game	318.5	312.2
Total Plays	1020	1027
Avg. Per Play	5.0	4.9
Net Yards Rushing	1482	1703
Avg. Per Game	92.6	106.4
Total Rushes	402	414
Net Yards Passing	3614	3292
Avg. Per Game	225.9	205.8
Sacked / Yards Lost	39/242	54/308
Gross Yards	3856	3600
Attempts / Comp.	579/363	559/337
Completion Pct.	62.7	60.3
Interceptions	13	19
Touchdowns	34	28
Rushing	7	10
Passing	23	16
Returns	4	2
Total First Downs	273	302
Rushing	65	89
Passing	186	171
Penalty	22	42
3rd Down: Made / Att	84/229	73/220
3rd Down Pct.	36.7	33.2
4th Down: Made / Att	6/14	5/11
4th Down Pct.	42.9	45.5
Scoring	343	289
1st Quarter	65	49
2nd Quarter	88	90
3rd Quarter	80	75
4th Quarter	107	75
Overtime	3	0
Punts / Average	86/42.9	88/43.6
Net Punting Avg.	86/38.7	88/36.4
Penalties / Yards	124/1031	104/849
Fumbles / Lost	22/10	20/11
Avg. Time of Possession	29:35	30:25

PASSING	Att	Cmp	Pct	Yds	Yd/A	TD	Int	Lg	Sack	Rate
Kyle Orton	447	287	64.2	3018	6.75	18	10	84	33	87.8
EJ Manuel	131	76	58.0	838	6.40	5	3	80t	6	80.3
Fred Jackson	1	0	0.0	0	0.00	0	0	-	0	39.6
BILLS	579	363	62.7	3856	6.66	23	13	84	39	86.0
Opponents	559	337	60.3	3600	6.44	16	19	56t	54	74.5

RUSHING	No.	Yds	Avg	LG	TD
Fred Jackson	141	525	3.72	38	2
Boobie Dixon	105	432	4.11	47	2
C.J. Spiller	78	300	3.85	53	0
Bryce Brown	36	126	3.50	14	0
EJ Manuel	16	52	3.25	8	1
Frank Summers	6	17	2.83	4	1
Kyle Orton	15	14	0.93	10	1
Marquise Goodwin	3	8	2.67	12	0
Sammy Watkins	2	8	4.00	5	0
BILLS	402	1482	3.69	53	7
Opponents	414	1703	4.11	47	10

RECEIVING	No.	Yds	Avg	LG	TD
Fred Jackson	66	501	7.6	34	1
Sammy Watkins	65	982	15.1	84	6
Robert Woods	65	699	10.8	37	5
Scott Chandler	47	497	10.6	37	3
Chris Hogan	41	426	10.4	31	4
C.J. Spiller	19	125	6.6	25	1
Bryce Brown	16	176	11.0	40	0
Mike Williams	8	142	17.8	80t	1
MarQueis Gray	8	118	14.8	41	0
Boobie Dixon	8	49	6.1	10	0
Chris Gragg	7	48	6.9	14	1
Lee Smith	7	42	6.0	18	1
Frank Summers	5	9	1.8	4	0
Marquise Goodwin	1	42	42.0	42	0
BILLS	363	3856	10.6	84	23
Opponents	337	3600	10.7	56t	16

KICKING	FGM	FGA	PCT	LONG	PAT
Dan Carpenter	34	38	89.5	58	31
BILLS	34	38	89.5	58	31
Opponents	30	37	81.1	55	27

PUNTING	PUNT	BLK	YDS	AVG	IN20
Colton Schmidt	86	0	3692	42.9	31
BILLS	86	0	3692	42.9	31
Opponents	88	2	3834	43.6	25

SCORING	TD	FGM	PTS
Dan Carpenter	0	34	133
Sammy Watkins	6	0	36
Robert Woods	5	0	32
Chris Hogan	4	0	24
Fred Jackson	3	0	20
Scott Chandler	3	0	18
Boobie Dixon	2	0	12
C.J. Spiller	2	0	12
Chris Gragg	1	0	6
Jerry Hughes	1	0	6
Manny Lawson	1	0	6
EJ Manuel	1	0	6
Kyle Orton	1	0	6
Lee Smith	1	0	6
Frank Summers	1	0	6
Marcus Thigpen	1	0	6
Mike Williams	1	0	6
BILLS	34	34	343
Opponent	28	30	289

INTERCEPTIONS	INT	YDS	TD
Leodis McKelvin	4	10	0
Da'Norris Searcy	3	70	0
Stephon Gilmore	3	61	0
Corey Graham	2	75	0
Bacarri Rambo	2	44	0
Duke Williams	1	34	0
Aaron Williams	1	26	0
Kyle Williams	1	2	0
Nigel Bradham	1	0	0
Preston Brown	1	0	0
BILLS	19	322	0
Opponent	13	172	2

SACKS	
Mario Williams	14.5
Marcell Dareus	10
Jerry Hughes	10
Kyle Williams	5.5
Stefan Charles	3
Nigel Bradham	2.5
Jarius Wynn	2
Corbin Bryant	1.5
Manny Lawson	1.5
Ty Powell	1
Nickell Robey-Coleman	1
Brandon Spikes	1
Da'Norris Searcy	0.5
BILLS	54
Opponent	39



2015 SEASON STATISTICS

8-8 | 3RD IN AFC EAST | HEAD COACH REX RYAN

DATE	W/L	SCORE	OPP.	ATT.
09/13	W	27-14	Indianapolis	70,319
09/20	L	32-40	New England	70,858
09/27	W	41-14	at Miami	64,869
10/04	L	10-24	NY Giants	70,677
10/11	W	14-13	at Tennessee	65,670
10/18	L	21-34	Cincinnati	69,593
10/25	L	31-34	at Jacksonville	84,021
11/08	W	33-17	Miami	70,214
11/12	W	22-17	at NY Jets	78,160
11/23	L	13-20	at New England	66,829
11/29	L	22-30	at Kansas City	72,493
12/06	W	30-21	Houston	68,544
12/13	L	20-23	at Philadelphia	69,596
12/20	L	25-35	at Washington	80,124
12/27	W	16-6	Dallas	70,172
01/03	W	22-17	New York Jets	68,670

TEAM STATS	BILLS	OPP
Total Net Yards	5775	5702
Avg. Per Game	360.9	356.4
Total Plays	1016	1017
Avg. Per Play	5.7	5.6
Net Yards Rushing	2432	1730
Avg. Per Game	152.0	108.1
Total Rushes	509	394
Net Yards Passing	3343	3972
Avg. Per Game	208.9	248.3
Sacked / Yards Lost	42/257	21/125
Gross Yards	3600	4097
Attempts / Comp.	465/295	602/347
Completion Pct.	63.4	57.6
Interceptions	9	17
Touchdowns	45	42
Rushing	19	10
Passing	23	30
Returns	3	2
Total First Downs	297	321
Rushing	122	87
Passing	155	197
Penalty	20	37
3rd Down: Made / Att	86/227	85/210
3rd Down Pct.	37.9	40.5
4th Down: Made / Att	7/16	3/13
4th Down Pct.	43.8	23.1
Scoring	379	359
1st Quarter	87	59
2nd Quarter	103	126
3rd Quarter	77	104
4th Quarter	112	70
Overtime	0	0
Punts / Average	82/46.3	75/43.7
Net Punting Avg.	82/41.3	75/39.8
Penalties / Yards	143/1249	113/906
Fumbles / Lost	28/10	16/8
Avg. Time of Possession	31:18	28:42

PASSING	Att	Cmp	Pct	Yds	Yd/A	TD	Int	Lg	Sack	Rate
Tyrod Taylor	380	242	63.7	3035	7.99	20	6	63	36	99.4
EJ Manuel	84	52	61.9	561	6.68	3	3	58t	6	78.5
Chris Hogan	1	1	100.0	4	4.00	0	0	4	0	83.3
BILLS	465	295	63.4	3600	7.74	23	9	63	42	95.6
Opponents	602	347	57.6	4097	6.81	30	17	77t	21	83.3

RUSHING	No.	Yds	Avg	LG	TD
LeSean McCoy	203	895	4.41	48t	3
Tyrod Taylor	104	568	5.46	31	4
Karlos Williams	93	517	5.56	41t	7
Mike Gillislee	47	267	5.68	60t	3
EJ Manuel	17	64	3.76	16	1
Boobie Dixon	21	44	2.10	6	1
Daniel Herron	11	37	3.36	8	0
Percy Harvin	5	31	6.20	9	0
Chris Hogan	1	4	4.00	4	0
Cierre Wood	2	3	1.50	3	0
Jerome Felton	1	2	2.00	2	0
Sammy Watkins	1	1	1.00	1	0
Colton Schmidt	1	0	0.00	0	0
Robert Woods	1	0	0.00	0	0
Marcus Thigpen	1	-1	-1.00	-1	0
BILLS	509	2432	4.78	60t	19
Opponents	394	1730	4.39	58	10

RECEIVING	No.	Yds	Avg	LG	TD
Sammy Watkins	60	1047	17.5	63	9
Charles Clay	51	528	10.4	40t	3
Robert Woods	47	552	11.7	37	3
Chris Hogan	36	450	12.5	46	2
LeSean McCoy	32	292	9.1	22	2
Percy Harvin	19	218	11.5	51t	1
Chris Gragg	12	150	12.5	29	0
Karlos Williams	11	96	8.7	26t	2
Boobie Dixon	6	44	7.3	14	0
Mike Gillislee	6	29	4.8	14	0
Greg Salas	3	41	13.7	20	0
Daniel Herron	3	20	6.7	9	0
Marquise Goodwin	2	24	12.0	14	0
Marcus Easley	1	58	58.0	58t	1
Nick O'Leary	1	37	37.0	37	0
Jerome Felton	1	12	12.0	12	0
Tyrod Taylor	1	4	4.0	4	0
MarQueis Gray	1	2	2.0	2	0
Matthew Mulligan	1	2	2.0	2	0
Cierre Wood	1	-6	-6.0	-6	0
BILLS	295	3600	12.2	63	23
Opponents	347	4097	11.8	77t	30

KICKING	FGM	FGA	PCT	LONG	PAT
Dan Carpenter	23	27	85.2	52	34
BILLS	23	27	85.2	52	34
Opponents	22	27	81.5	50	33

PUNTING	PUNT	BLK	YDS	AVG	IN20
Colton Schmidt	82	0	3797	46.3	22
BILLS	82	0	3797	46.3	22
Opponents	75	0	3277	43.7	28

SCORING	TD	FGM	PTS
Dan Carpenter	0	23	103
Sammy Watkins	9	0	54
Karlos Williams	9	0	54
LeSean McCoy	5	0	32
Tyrod Taylor	4	0	26
Charles Clay	3	0	18
Mike Gillislee	3	0	18
Robert Woods	3	0	18
Chris Hogan	2	0	12
Preston Brown	1	0	6
Boobie Dixon	1	0	6
Marcus Easley	1	0	6
Corey Graham	1	0	6
Percy Harvin	1	0	6
EJ Manuel	1	0	6
Duke Williams	1	0	6
BILLS	45	23	379
Opponent	42	22	359

INTERCEPTIONS	INT	YDS	TD
Stephon Gilmore	3	33	0
Corey Graham	2	60	1
Ronald Darby	2	48	0
Preston Brown	2	46	1
AJ Tarpley	2	40	0
Leodis McKelvin	2	0	0
Aaron Williams	1	26	0
Marcus Easley	1	0	0
Manny Lawson	1	0	0
Bacarri Rambo	1	0	0
BILLS	17	253	2
Opponent	9	75	1

SACKS	
Jerry Hughes	5
Mario Williams	5
Marcell Dareus	2
Nigel Bradham	1
Stefan Charles	1
Corey Graham	1
Manny Lawson	1
Bacarri Rambo	1
Nickell Robey-Coleman	1
AJ Tarpley	1
Duke Williams	1
Kyle Williams	1
BILLS	21
Opponent	42



2016 SEASON STATISTICS

7-9 | 3RD IN AFC EAST | HEAD COACH REX RYAN & ANTHONY LYNN

DATE	W/L	SCORE	OPP.	ATT.
9/11	L	7-13	at Baltimore	71,104
9/15	L	31-37	New York Jets	70,256
9/25	W	33-18	Arizona	68,647
10/2	W	16-0	at New England	66,829
10/9	W	30-19	at Los Angeles	83,679
10/16	W	45-16	San Francisco	70,003
10/23	L	25-28	at Miami	65,658
10/30	L	25-41	New England	70,442
11/7	L	25-31	at Seattle	69,084
11/20	W	16-12	at Cincinnati	61,356
11/27	W	28-21	Jacksonville	67,849
12/4	L	24-38	at Oakland	54,759
12/11	L	20-27	Pittsburgh	69,657
12/18	W	33-13	Cleveland	66,529
12/24	L	31-34 (OT)	Miami	64,690
1/1	L	10-30	at NY Jets	78,160

TEAM STATS	BILLS	OPP
Total Net Yards	5666	5712
Avg. Per Game	354.1	357.0
Total Plays	1012	1018
Avg. Per Play	5.6	5.6
Net Yards Rushing	2630	2130
Avg. Per Game	164.4	133.1
Total Rushes	492	468
Net Yards Passing	3036	3582
Avg. Per Game	189.8	223.9
Sacked / Yards Lost	46/214	39/253
Gross Yards	3250	3835
Attempts / Comp.	474/286	511/306
Completion Pct.	60.3	59.9
Interceptions	7	12
Touchdowns	49	40
Rushing	29	21
Passing	17	19
Returns	3	0
Total First Downs	328	338
Rushing	146	122
Passing	155	183
Penalty	27	33
3rd Down: Made / Att	86/210	82/205
3rd Down Pct.	41.0	40.0
4th Down: Made / Att	8/15	4/14
4th Down Pct.	53.3	28.6
Scoring	399	378
1st Quarter	78	72
2nd Quarter	99	118
3rd Quarter	110	100
4th Quarter	112	85
Overtime	0	3
Punts / Average	75/42.4	70/43.2
Net Punting Avg.	75/38.1	70/36.2
Penalties / Yards	112/960	106/884
Fumbles / Lost	15/5	23/6
Avg. Time of Possession	29:22	30:38

PASSING	Att	Cmp	Pct	Yds	Yd/A	TD	Int	Lg	Sack	Rate
Tyrod Taylor	436	269	61.7	3023	6.93	17	6	84t	42	89.7
EJ Manuel	26	11	42.3	131	5.04	0	0	35	3	58.3
Cardale Jones	11	6	54.5	96	8.73	0	1	64	1	46.0
Jonathan Williams	1	0	0.0	0	0.00	0	0	-	0	39.6
BILLS	474	286	60.3	3250	6.86	17	7	84t	46	86.7
Opponents	511	306	59.9	3835	7.50	19	12	66t	39	85.9

RUSHING	No.	Yds	Avg	LG	TD
LeSean McCoy	234	1267	5.41	75t	13
Tyrod Taylor	95	580	6.11	49	6
Mike Gillislee	101	577	5.71	44t	8
Jonathan Williams	27	94	3.48	20	1
Brandon Tate	3	48	16.00	30	0
EJ Manuel	8	22	2.75	8	0
Colton Schmidt	1	16	16.00	16	0
Jerome Felton	8	13	1.63	6	0
Percy Harvin	1	11	11.00	11	0
Robert Woods	1	6	6.00	6	0
Cardale Jones	1	-1	-1.00	-1	0
Reggie Bush	12	-3	-0.25	5	1
BILLS	492	2630	5.35	75t	29
Opponents	468	2130	4.55	57	21

RECEIVING	No.	Yds	Avg	LG	TD
Charles Clay	57	552	9.7	40t	4
Robert Woods	51	613	12.0	34	1
LeSean McCoy	50	356	7.1	41	1
Marquise Goodwin	29	431	14.9	84t	3
Sammy Watkins	28	430	15.4	62	2
Walter Powell	14	142	10.1	35	0
Justin Hunter	10	189	18.9	64	4
Nick O'Leary	9	114	12.7	28	0
Mike Gillislee	9	50	5.6	18t	1
Brandon Tate	8	117	14.6	34	0
Reggie Bush	7	90	12.9	25	0
Jerome Felton	6	57	9.5	22	0
Greg Salas	4	89	22.3	71t	1
Percy Harvin	2	6	3.0	5	0
Gerald Christian	1	14	14.0	14	0
Jonathan Williams	1	0	0.0	0	0
BILLS	286	3250	11.4	84t	17
Opponents	306	3835	12.5	66t	19

KICKING	FGM	FGA	PCT	LONG	PAT
Dan Carpenter	19	25	76.0	54	40
BILLS	19	25	76.0	54	40
Opponents	30	32	93.8	60	36

PUNTING	PUNT	BLK	YDS	AVG	IN20
Colton Schmidt	75	0	3183	42.4	20
BILLS	75	0	3183	42.4	20
Opponents	70	1	3024	43.2	19

SCORING	TD	FGM	PTS
Dan Carpenter	0	19	97
LeSean McCoy	14	0	86
Mike Gillislee	9	0	54
Tyrod Taylor	6	0	38
Charles Clay	4	0	24
Justin Hunter	4	0	24
Marquise Goodwin	3	0	18
Nickell Robey-Coleman	2	0	12
Sammy Watkins	2	0	12
Reggie Bush	1	0	8
Greg Salas	1	0	6
Aaron Williams	1	0	6
Jonathan Williams	1	0	6
Robert Woods	1	0	6
Nick O'Leary	0	0	2
BILLS	49	19	399
Opponent	41	30	378

INTERCEPTIONS	INT	YDS	TD
Stephon Gilmore	5	135	0
Nickell Robey-Coleman	2	44	1
Corey White	2	0	0
Lorenzo Alexander	1	28	0
Zach Brown	1	0	0
Corey Graham	1	0	0
BILLS	12	207	1
Opponent	7	87	0

SACKS	
Lorenzo Alexander	12.5
Jerry Hughes	6
Kyle Williams	5
Zach Brown	4
Marcell Dareus	3.5
Adolphus Washington	2.5
Shaq Lawson	2
Leger Douzable	1.5
Preston Brown	1
Corey Graham	1
BILLS	39
Opponent	46



2017 SEASON STATISTICS

9-7 | 2ND IN AFC EAST | HEAD COACH SEAN McDERMOTT

DATE	W/L	SCORE	OPP.	ATT.
9/10	W	21-12	New York Jets	68,751
9/17	L	3-9	at Carolina	74,122
9/24	W	26-16	Denver	68,865
10/1	W	23-17	at Atlanta	71,273
10/8	L	16-20	at Cincinnati	52,367
10/22	W	30-27	Tampa Bay	68,561
10/29	W	34-14	Oakland	69,599
11/2	L	21-34	at NY Jets	77,562
11/12	L	10-47	New Orleans	67,501
11/19	L	24-54	at LAC	25,015
11/26	W	16-10	at Kansas City	74,929
12/3	L	3-23	New England	68,499
12/10	W	13-7 OT	Indianapolis	60,222
12/17	W	24-16	Miami	62,202
12/24	L	16-37	at New England	65,878
12/31	W	22-16	at Miami	65,571
AFC WILD CARD PLAYOFF				
1/7	L	3-10	at Jacksonville	69,442

TEAM STATS	BILLS	OPP
Total Net Yards	4842	5682
Avg. Per Game	302.6	355.1
Total Plays	1010	1066
Avg. Per Play	4.8	5.3
Net Yards Rushing	2017	1994
Avg. Per Game	126.1	124.6
Total Rushes	487	466
Net Yards Passing	2825	3688
Avg. Per Game	176.6	230.5
Sacked / Yards Lost	47/261	27/156
Gross Yards	3086	3844
Attempts / Comp.	476/289	573/370
Completion Pct.	60.7	64.6
Interceptions	10	18
Touchdowns	31	38
Rushing	12	22
Passing	16	14
Returns	3	2
Total First Downs	278	348
Rushing	105	121
Passing	149	199
Penalty	24	28
3rd Down: Made / Att	101/241	82/214
3rd Down Pct.	41.9	38.3
4th Down: Made / Att	2/15	11/20
4th Down Pct.	13.3	55.0
Scoring	302	359
1st Quarter	40	56
2nd Quarter	105	97
3rd Quarter	58	94
4th Quarter	93	112
Overtime	6	0
Punts / Average	79/44.7	62/43.1
Net Punting Avg.	79/40.5	62/38.0
Penalties / Yards	98/872	97/873
Fumbles / Lost	17/6	25/7
Avg. Time of Possession	28:06	31:54

PASSING	Att	Cmp	Pct	Yds	Yd/A	TD	Int	Lg	Sack	Rate
Tyrod Taylor	420	263	62.6	2799	6.66	14	4	47	46	89.2
Nathan Peterman	49	24	49.0	252	5.14	2	5	21	1	38.4
Joe Webb III	7	2	28.6	35	5.00	0	1	34	0	8.3
BILLS	476	289	60.7	3086	6.48	16	10	47	47	82.1
Opponents	573	370	64.6	3844	6.71	14	18	77t	27	78.9

RUSHING	No.	Yds	Avg	LG	TD
LeSean McCoy	287	1138	3.97	48t	6
Tyrod Taylor	84	427	5.08	32	4
Mike Tolbert	66	247	3.74	25	1
Travaris Cadet	22	93	4.23	12	0
Joe Webb III	8	54	6.75	22	0
Marcus Murphy	7	41	5.86	25	0
Nathan Peterman	7	23	3.29	9	0
Kyle Williams	1	1	1.00	1t	1
Kaelin Clay	1	0	0.00	0	0
Patrick DiMarco	2	-2	-1.00	0	0
Deonte Thompson	2	-5	-2.50	0	0
BILLS	487	2017	4.14	48t	12
Opponents	466	1994	4.28	51	22

RECEIVING	No.	Yds	Avg	LG	TD
LeSean McCoy	59	448	7.6	39	2
Charles Clay	49	558	11.4	44	2
Deonte Thompson	27	430	15.9	46	1
Zay Jones	27	316	11.7	33	2
Jordan Matthews	25	282	11.3	47	1
Nick O'Leary	22	322	14.6	32	2
Kelvin Benjamin	16	217	13.6	35	1
Mike Tolbert	14	78	5.6	12	0
Andre Holmes	13	120	9.2	36	3
Travaris Cadet	13	93	7.2	16	0
Logan Thomas	7	67	9.6	22t	1
Patrick DiMarco	7	28	4.0	9	0
Brandon Tate	6	81	13.5	24	1
Marcus Murphy	2	7	3.5	5	0
Kaelin Clay	1	28	28.0	28	0
Taiwan Jones	1	11	11.0	11	0
BILLS	289	3086	10.7	47	16
Opponents	370	3844	10.4	77t	14

KICKING	FGM	FGA	PCT	LONG	PAT
Stephen Hauschka	29	33	87.9	56	29
BILLS	29	33	87.9	56	29
Opponents	32	35	91.4	53	35

PUNTING	PUNT	BLK	YDS	AVG	IN20
Colton Schmidt	79	0	3529	44.7	28
BILLS	79	0	3529	44.7	28
Opponents	62	0	2670	43.1	22

SCORING	TD	FGM	PTS
Stephen Hauschka	0	29	116
LeSean McCoy	8	0	48
Tyrod Taylor	4	0	24
Andre Holmes	3	0	18
Charles Clay	2	0	12
Zay Jones	2	0	12
Nick O'Leary	2	0	12
Kelvin Benjamin	1	0	6
Jordan Matthews	1	0	6
Matt Milano	1	0	6
Jordan Poyer	1	0	6
Brandon Tate	1	0	6
Logan Thomas	1	0	6
Deonte Thompson	1	0	6
Mike Tolbert	1	0	6
Tre'Davious White	1	0	6
Kyle Williams	1	0	6
BILLS	31	29	302
Opponent	38	32	359

INTERCEPTIONS	INT	YDS	TD
Micah Hyde	5	64	0
Jordan Poyer	5	33	1
Tre'Davious White	4	86	0
Shareece Wright	1	54	0
Trae Elston	1	22	0
Matt Milano	1	15	0
E.J. Gaines	1	1	0
BILLS	18	275	1
Opponent	10	190	1

SACKS	
Jerry Hughes	4
Shaq Lawson	4
Lorenzo Alexander	3
Ryan Davis	3
Kyle Williams	3
Jordan Poyer	2
Cedric Thornton	2
Cap Capi	1
Marcell Dareus	1
Ramon Humber	1
Adolphus Washington	1
Eddie Yarbrough	1
BILLS	27
Opponent	47



2018 SEASON STATISTICS

6-10 | 3RD IN AFC EAST | HEAD COACH SEAN MCDERMOTT

DATE	W/L	SCORE	OPP.	ATT.
9/9	L	3-47	at Baltimore	70,591
9/16	L	20-31	L.A. Chargers	69,187
9/23	W	27-6	at Minnesota	66,800
9/30	L	0-22	at Green Bay	78,312
10/7	W	13-12	Tennessee	68,202
10/14	L	13-20	at Houston	71,638
10/21	L	5-37	at Indianapolis	56,848
10/29	L	6-25	New England	70,109
11/4	L	9-41	Chicago	68,749
11/11	W	41-10	at NY Jets	77,982
11/25	W	24-21	Jacksonville	57,799
12/2	L	17-21	at Miami	65,155
12/9	L	23-27	New York Jets	59,119
12/16	W	14-13	Detroit	59,110
12/23	L	12-24	at New England	65,878
12/30	W	42-17	Miami	65,420

TEAM STATS	BILLS	OPP
Total Net Yards	4778	4706
Avg. Per Game	298.6	294.1
Total Plays	1008	968
Avg. Per Play	4.7	4.9
Net Yards Rushing	1984	1839
Avg. Per Game	124.0	114.9
Total Rushes	468	440
Net Yards Passing	2794	2867
Avg. Per Game	174.6	179.2
Sacked / Yards Lost	41/288	36/217
Gross Yards	3082	3084
Attempts / Comp.	499/271	492/313
Completion Pct.	54.3	63.6
Interceptions	23	16
Touchdowns	29	44
Rushing	15	17
Passing	13	22
Returns	1	5
Total First Downs	283	293
Rushing	108	111
Passing	137	157
Penalty	38	25
3rd Down: Made / Att	68/215	74/203
3rd Down Pct.	31.6	36.5
4th Down: Made / Att	7/18	6/11
4th Down Pct.	38.9	54.5
Scoring	269	374
1st Quarter	80	64
2nd Quarter	52	168
3rd Quarter	63	40
4th Quarter	74	102
Overtime	0	0
Punts / Average	82/42.8	80/44.4
Net Punting Avg.	82/37.1	80/40.9
Penalties / Yards	116/992	99/976
Fumbles / Lost	23/9	30/11
Avg. Time of Possession	30:29	29:31

PASSING	Att	Cmp	Pct	Yds	Yd/A	TD	Int	Lg	Sack	Rate
Josh Allen	320	169	52.8	2074	6.48	10	12	75t	28	67.9
Derek Anderson	70	42	60.0	465	6.64	0	4	40	5	56.0
Nathan Peterman	81	44	54.3	296	3.65	1	7	26	7	30.7
Matt Barkley	25	15	60.0	232	9.28	2	0	47	1	117.4
Logan Thomas	1	1	100.0	15	15.00	0	0	15	0	118.8
Zay Jones	1	0	0.0	0	0.00	0	0	-	0	39.6
Corey Bojorquez	1	0	0.0	0	0.00	0	0	-	0	39.6
BILLS	499	271	54.3	3082	6.18	13	23	75t	41	62.6
Opponents	492	313	63.6	3084	6.27	22	16	43	36	82.6

RUSHING	No.	Yds	Avg	LG	TD
Josh Allen	89	631	7.09	45	8
LeSean McCoy	161	514	3.19	28t	3
Chris Ivory	115	385	3.35	21	1
Marcus Murphy	52	250	4.81	30	0
Keith Ford	21	79	3.76	11	0
Isaiah McKenzie	10	66	6.60	15t	2
Nathan Peterman	10	50	5.00	24	1
Patrick DiMarco	1	9	9.00	9	0
Ray-Ray McCloud III	2	4	2.00	7	0
Corey Bojorquez	1	0	0.00	0	0
Zay Jones	1	0	0.00	0	0
Derek Anderson	1	-1	-1.00	-1	0
Terrelle Pryor Sr.	1	-1	-1.00	-1	0
Matt Barkley	3	-2	-0.67	0	0
BILLS	468	1984	4.24	45	15
Opponents	440	1839	4.18	43	17

RECEIVING	No.	Yds	Avg	LG	TD
Zay Jones	56	652	11.6	57	7
LeSean McCoy	34	238	7.0	24	0
Robert Foster	27	541	20.0	75t	3
Kelvin Benjamin	23	354	15.4	40	1
Jason Croom	22	259	11.8	26t	1
Charles Clay	21	184	8.8	21	0
Isaiah McKenzie	18	179	9.9	23	0
Chris Ivory	13	205	15.8	55	0
Andre Holmes	12	157	13.1	24	0
Logan Thomas	12	77	6.4	24	0
Marcus Murphy	11	26	2.4	8	0
Ray-Ray McCloud III	5	36	7.2	16	0
Patrick DiMarco	3	62	20.7	38	0
Deonte Thompson	3	37	12.3	14	0
Keith Ford	3	21	7.0	8	0
Terrelle Pryor Sr.	2	17	8.5	11	0
Jeremy Kerley	2	7	3.5	4	0
Cam Phillips	1	9	9.0	9	0
Kyle Williams	1	9	9.0	9	0
Dion Dawkins	1	7	7.0	7t	1
Khari Lee	1	5	5.0	5	0
BILLS	271	3082	11.4	75t	13
Opponents	313	3084	9.9	43	22

KICKING	FGM	FGA	PCT	LONG	PAT
Stephen Hauschka	22	28	78.6	54	25
BILLS	22	28	78.6	54	25
Opponents	24	27	88.9	55	36

SCORING	TD	FGM	PTS
Stephen Hauschka	0	22	91
Josh Allen	8	0	48
Zay Jones	7	0	44
Robert Foster	3	0	18
LeSean McCoy	3	0	18
Jason Croom	2	0	12
Isaiah McKenzie	2	0	12
Kelvin Benjamin	1	0	6
Dion Dawkins	1	0	6
Chris Ivory	1	0	6
Nathan Peterman	1	0	6
BILLS	29	22	269
Opponent	44	24	374

INTERCEPTIONS	INT	YDS	TD
Jordan Poyer	4	11	0
Matt Milano	3	41	0
Tre'Davious White	2	37	0
Tremaine Edmunds	2	19	0
Micah Hyde	2	16	0
Lorenzo Alexander	2	9	0
Taron Johnson	1	0	0
BILLS	16	133	0
Opponent	23	347	4

SACKS	
Jerry Hughes	7
Lorenzo Alexander	6.5
Kyle Williams	5
Shaq Lawson	4
Trent Murphy	4
Tremaine Edmunds	2
Jordan Poyer	2
Rafael Bush	1.5
Taron Johnson	1
Matt Milano	1
Siran Neal	1
Julian Stanford	1
BILLS	36
Opponent	41

PUNTING	PUNT	BLK	YDS	AVG	IN20
Corey Bojorquez	45	1	2028	45.1	22
Matt Darr	20	0	809	40.5	5
Colton Schmidt	16	0	676	42.3	4
BILLS	82	1	3513	42.8	31
Opponents	80	0	3555	44.4	31



2019 SEASON STATISTICS

10-6 | 2ND IN AFC EAST | HEAD COACH SEAN MCDERMOTT

DATE	W/L	SCORE	OPP.	ATT.
9/8	W	17-16	at N.Y. Jets	78,523
9/15	W	28-14	at N.Y. Giants	74,569
9/22	W	21-17	Cincinnati	69,448
9/29	L	10-16	New England	70,317
10/6	W	14-7	at Tennessee	66,910
10/20	W	30-27	Tampa Bay	68,561
10/27	L	13-31	Philadelphia	69,435
11/3	W	24-9	Washington	67,685
11/10	L	16-19	at Cleveland	67,431
11/17	W	37-20	at Miami	64,187
11/24	W	20-3	Denver	67,338
11/28	W	26-15	at Dallas	90,445
12/8	L	17-24	Baltimore	69,134
12/15	W	17-10	at Pittsburgh	64,694
12/21	L	17-24	at New England	65,878
12/29	L	6-13	N.Y. Jets	69,016
AFC WILD CARD				
1/4	L	19-22	at Houston	71,699

TEAM STATS	BILLS	OPP
Total Net Yards	5283	4772
Avg. Per Game	330.2	298.3
Total Plays	1018	985
Avg. Per Play	5.2	4.8
Net Yards Rushing	2054	1649
Avg. Per Game	128.4	103.1
Total Rushes	465	388
Net Yards Passing	3229	3123
Avg. Per Game	201.8	195.2
Sacked / Yards Lost	40/247	44/298
Gross Yards	3476	3421
Attempts / Comp.	513/299	553/348
Completion Pct.	58.3	62.9
Interceptions	12	14
Touchdowns	35	30
Rushing	13	12
Passing	21	15
Returns	1	3
Total First Downs	314	295
Rushing	120	93
Passing	162	169
Penalty	32	33
3rd Down: Made / Att	76/212	76/212
3rd Down Pct.	35.8	35.8
4th Down: Made / Att	8/18	8/21
4th Down Pct.	44.4	38.1
Scoring	314	259
1st Quarter	43	52
2nd Quarter	107	61
3rd Quarter	55	66
4th Quarter	109	80
Overtime	0	0
Punts / Average	80/41.4	84/44.7
Net Punting Avg.	80/37.2	84/40.8
Penalties / Yards	117/927	94/815
Fumbles / Lost	23/7	24/9
Avg. Time of Possession	29:59	30:01

PASSING	Att	Cmp	Pct	Yds	Yd/A	TD	Int	Lg	Sack	Rate
Josh Allen	461	271	58.8	3089	6.70	20	9	53t	38	85.3
Matt Barkley	51	27	52.9	359	7.04	0	3	41	2	51.0
John Brown	1	1	100.0	28	28.00	1	0	28t	0	158.3
BILLS	513	299	58.3	3476	6.78	21	12	53t	40	82.8
Opponents	553	348	62.9	3421	6.19	15	14	61t	44	78.8

RUSHING	No.	Yds	Avg	LG	TD
Devin Singletary	151	775	5.13	38	2
Frank Gore	166	599	3.61	41	2
Josh Allen	109	510	4.68	36	9
T.J. Yeldon	17	63	3.71	12	0
Isaiah McKenzie	8	49	6.13	16	0
Robert Foster	2	29	14.50	22	0
Dawson Knox	1	9	9.00	9	0
Patrick DiMarco	3	7	2.33	4	0
John Brown	2	7	3.50	4	0
Andre Roberts	1	7	7.00	7	0
Senorise Perry	3	3	1.00	6	0
Matt Barkley	2	-4	-2.00	0	0
BILLS	465	2054	4.42	41	13
Opponents	388	1649	4.25	65t	12

RECEIVING	No.	Yds	Avg	LG	TD
John Brown	72	1060	14.7	53t	6
Cole Beasley	67	778	11.6	51	6
Devin Singletary	29	194	6.7	49	2
Dawson Knox	28	388	13.9	49	2
Isaiah McKenzie	27	254	9.4	46	1
T.J. Yeldon	13	124	9.5	23	0
Frank Gore	13	100	7.7	18	0
Duke Williams	12	166	13.8	41	1
Tommy Sweeney	8	114	14.3	29	0
Zay Jones	7	69	9.9	23	0
Tyler Kroft	6	71	11.8	20	1
Patrick DiMarco	5	41	8.2	27	0
Lee Smith	4	31	7.8	9	1
Robert Foster	3	64	21.3	24	0
Andre Roberts	3	20	6.7	7	0
Dion Dawkins	1	1	1.0	1t	1
Senorise Perry	1	1	1.0	1	0
BILLS	299	3476	11.6	53t	21
Opponents	348	3421	9.8	61t	15

KICKING	FGM	FGA	PCT	LONG	PAT
Stephen Hauschka	22	28	78.6	51	30
BILLS	22	28	78.6	51	30
Opponents	16	26	61.5	51	21

PUNTING	PUNT	BLK	YDS	AVG	IN20
Corey Bojorquez	79	1	3313	41.9	34
BILLS	80	1	3313	41.4	34
Opponents	84	0	3751	44.7	27

SCORING	TD	FGM	PTS
Stephen Hauschka	0	22	96
Josh Allen	9	0	56
Cole Beasley	6	0	40
John Brown	6	0	36
Devin Singletary	4	0	24
Frank Gore	2	0	12
Dawson Knox	2	0	12
Dion Dawkins	1	0	6
Micah Hyde	1	0	6
Tyler Kroft	1	0	6
Isaiah McKenzie	1	0	6
Lee Smith	1	0	6
Duke Williams	1	0	6
Tremaine Edmunds	0	0	2
BILLS	35	22	314
Opponent	30	16	259

INTERCEPTIONS	INT	YDS	TD
Tre'Davious White	6	57	0
Levi Wallace	2	2	0
Jordan Poyer	2	0	0
Tremaine Edmunds	1	0	0
Micah Hyde	1	0	0
Star Lotulelei	1	0	0
Trent Murphy	1	0	0
BILLS	14	59	0
Opponent	12	159	1

SACKS	
Jordan Phillips	9.5
Shaq Lawson	6.5
Trent Murphy	5
Ed Oliver	5
Jerry Hughes	4.5
Lorenzo Alexander	2
Star Lotulelei	2
Tremaine Edmunds	1.5
Matt Milano	1.5
Darryl Johnson	1
Kevin Johnson	1
Taron Johnson	1
Corey Liuget	1
Jordan Poyer	1
Tre'Davious White	1
Harrison Phillips	0.5
BILLS	44
Opponent	40



2020 SEASON STATISTICS

13-3 | 1ST IN AFC EAST | HEAD COACH SEAN MCDERMOTT

DATE	W/L	SCORE	OPP.	ATT.
9/13	W	27-17	N.Y. Jets	N/A
9/20	W	31-28	at Miami	11,075
9/27	W	35-32	L.A. Rams	N/A
10/04	W	30-23	at Las Vegas	N/A
10/13	L	16-42	at Tennessee	8,403
10/19	L	17-26	Kansas City	N/A
10/25	W	18-10	at N.Y. Jets	N/A
11/01	W	24-21	New England	N/A
11/08	W	44-34	Seattle	N/A
11/15	L	30-32	at Arizona	4,200
11/29	W	27-17	L.A. Chargers	N/A
12/07	W	34-24	at San Francisco	N/A
12/13	W	26-15	Pittsburgh	N/A
12/19	W	48-19	at Denver	N/A
12/28	W	38-9	at New England	N/A
1/03	W	56-26	Miami	N/A

AFC WILD CARD PLAYOFF				
1/9	W	27-24	Indianapolis	6,722
AFC DIVISIONAL PLAYOFF				
1/16	W	17-3	Baltimore	6,722
AFC CHAMPIONSHIP				
1/24	L	24-38	at Kansas City	16,993

TEAM STATS	BILLS	OPP
Total Net Yards	6343	5640
Avg. Per Game	396.4	352.5
Total Plays	1034	1025
Avg. Per Play	6.1	5.5
Net Yards Rushing	1723	1914
Avg. Per Game	107.7	119.6
Total Rushes	411	414
Net Yards Passing	4620	3726
Avg. Per Game	288.8	232.9
Sacked / Yards Lost	27/166	38/220
Gross Yards	4786	3946
Attempts / Comp.	596/410	573/369
Completion Pct.	68.8	64.4
Interceptions	11	15
Touchdowns	60	44
Rushing	16	21
Passing	40	23
Returns	4	0
Total First Downs	397	351
Rushing	119	125
Passing	240	199
Penalty	38	27
3rd Down: Made / Att	93/187	76/191
3rd Down Pct.	49.7	39.8
4th Down: Made / Att	8/10	11/19
4th Down Pct.	80.0	57.9
Scoring	501	375
1st Quarter	90	49
2nd Quarter	175	97
3rd Quarter	92	101
4th Quarter	144	128
Overtime	0	0

PASSING	Att	Cmp	Pct	Yds	Yd/A	TD	Int	Lg	Sack	Rate
Josh Allen	572	396	69.2	4544	7.94	37	10	55	26	107.2
Matt Barkley	21	11	52.4	197	9.38	1	1	56t	1	80.9
Cole Beasley	1	1	100.0	20	20.00	1	0	20t	0	158.3
Jaquan Johnson	1	1	100.0	13	13.00	0	0	13	0	118.8
Isaiah McKenzie	1	1	100.0	12	12.00	1	0	12t	0	156.3
BILLS	596	410	68.8	4786	8.03	40	11	56t	27	107.6
Opponents	573	369	64.4	3946	6.89	23	15	69t	38	86.9

RUSHING	No.	Yds	Avg	LG	TD
Devin Singletary	156	687	4.40	51t	2
Zack Moss	112	481	4.29	31	4
Josh Allen	102	421	4.13	24t	8
T.J. Yeldon	10	70	7.00	34	0
Antonio Williams	12	63	5.25	18t	2
Isaiah McKenzie	10	9	0.90	14	0
Stefon Diggs	1	1	1.00	1	0
Gabe Davis	1	0	0.00	0	0
Andre Roberts	1	-3	-3.00	-3	0
Matt Barkley	6	-6	-1.00	-1	0
BILLS	411	1723	4.19	51t	16
Opponents	414	1914	4.62	33	21

RECEIVING	No.	Yds	Avg	LG	TD
Stefon Diggs	127	1535	12.1	55	8
Cole Beasley	82	967	11.8	35	4
Devin Singletary	38	269	7.1	34	0
Gabe Davis	35	599	17.1	56t	7
John Brown	33	458	13.9	46t	3
Isaiah McKenzie	30	282	9.4	46	5
Dawson Knox	24	288	12.0	36	3
Zack Moss	14	95	6.8	20	1
Tyler Kroft	12	119	9.9	38	3
Lee Smith	4	35	8.8	27	2
Andre Roberts	4	34	8.5	16	0
Reggie Gilliam	2	16	8.0	15	1
Jake Kumerow	1	22	22.0	22t	1
T.J. Yeldon	1	22	22.0	22t	1
Antonio Williams	1	20	20.0	20	0
Siran Neal	1	13	13.0	13	0
Josh Allen	1	12	12.0	12t	1
BILLS	410	4786	11.7	56t	40
Opponents	369	3946	10.7	69t	23

KICKING	FGM	FGA	PCT	LONG	PAT
Tyler Bass	28	34	82.4	58	57
BILLS	28	34	82.4	58	57
Opponents	23	25	92.0	54	32

PUNTING	PUNT	BLK	YDS	AVG	IN20
Corey Bojorquez	41	0	2082	50.8	18
BILLS	41	0	2082	50.8	18
Opponents	63	0	2896	46.0	21

TEAM STATS	BILLS	OPP
Punts / Average	41/50.8	63/46.0
Net Punting Avg.	41/44.0	63/39.5
Penalties / Yards	102/941	86/728
Fumbles / Lost	18/11	22/11
Avg. Time of Possession	31:45	28:15

SCORING	TD	FGM	PTS
Tyler Bass	0	28	141
Josh Allen	9	0	54
Stefon Diggs	8	0	48
Gabe Davis	7	0	42
Isaiah McKenzie	6	0	36
Zack Moss	5	0	30
Cole Beasley	4	0	24
John Brown	3	0	18
Dawson Knox	3	0	18
Tyler Kroft	3	0	18
Devin Singletary	2	0	12
Lee Smith	2	0	12
Antonio Williams	2	0	12
Reggie Gilliam	1	0	6
Jerry Hughes	1	0	6
Taron Johnson	1	0	6
Jake Kumerow	1	0	6
Josh Norman	1	0	6
T.J. Yeldon	1	0	6
BILLS	60	28	501
Opponent	44	23	375

INTERCEPTIONS	INT	YDS	TD
Tre'Davious White	3	28	0
Dean Marlowe	2	39	0
Jordan Poyer	2	14	0
Levi Wallace	2	0	0
Taron Johnson	1	51	1
Micah Hyde	1	33	0
Josh Norman	1	16	1
Dane Jackson	1	6	0
Matt Milano	1	0	0
Jerry Hughes	1	-3	0
BILLS	15	184	2
Opponent	11	139	0

SACKS		
Mario Addison	5	A.J. Epenesa 1
A.J. Klein	5	Darryl Johnson 1
Jerry Hughes	4.5	Taron Johnson 1
Matt Milano	3.5	Justin Zimmer 1
Quinton Jefferson	3	BILLS 38
Ed Oliver	3	Opponent 27
Tremaine Edmunds	2	
Trent Murphy	2	
Jordan Poyer	2	
Dean Marlowe	1.5	
Tre'Davious White	1.5	
Tyrel Dodson	1	



2021 SEASON STATISTICS

11-6 | 1ST IN AFC EAST | HEAD COACH SEAN MCDERMOTT

DATE	W/L	SCORE	OPP.	ATT.
9/12	L	16-23	Pittsburgh	69,787
9/19	W	35-0	at Miami	65,040
9/26	W	43-21	Washington	68,434
10/03	W	40-0	Houston	68,087
10/10	W	38-20	at Kansas City	73,389
10/18	L	31-34	at Tennessee	69,419
10/31	W	26-11	vs. Miami	69,355
11/07	L	6-9	at Jacksonville	63,110
11/14	W	45-17	at N.Y. Jets	77,625
11/21	L	15-41	Indianapolis	69,866
11/25	W	31-6	at New Orleans	69,170
12/06	L	10-14	New England	69,694
12/12	L	27-33	at Tampa Bay	65,655
12/19	W	31-14	Carolina	65,398
12/26	W	33-21	at New England	65,878
1/02	W	29-15	Atlanta	64,948
1/09	W	27-10	N.Y. Jets	64,783

AFC WILD CARD PLAYOFF

1/15	W	47-17	New England	69,188
------	---	-------	-------------	--------

AFC DIVISIONAL PLAYOFF

1/23	L	36-42	Kansas City	73,242
------	---	-------	-------------	--------

TEAM STATS	BILLS	OPP
Total Net Yards	6493	4637
Avg. Per Game	381.9	272.8
Total Plays	1143	1014
Avg. Per Play	5.7	4.6
Net Yards Rushing	2209	1866
Avg. Per Game	129.9	109.8
Total Rushes	461	442
Net Yards Passing	4284	2771
Avg. Per Game	252.0	163.0
Sacked / Yards Lost	27/166	42/276
Gross Yards	4450	3047
Attempts / Comp.	655/415	530/297
Completion Pct.	63.4	56.0
Interceptions	16	19
Touchdowns	57	32
Rushing	20	19
Passing	36	12
Returns	1	1
Total First Downs	398	285
Rushing	134	108
Passing	236	138
Penalty	28	39
3rd Down: Made / Att	103/222	66/214
3rd Down Pct.	46.4	30.8
4th Down: Made / Att	11/22	16/35
4th Down Pct.	50.0	45.7
Scoring	483	289
1st Quarter	102	37
2nd Quarter	123	115
3rd Quarter	107	37
4th Quarter	151	94
Overtime	0	6

PASSING	Att	Cmp	Pct	Yds	Yd/A	TD	Int	Lg	Sack	Rate
Josh Allen	646	409	63.3	4407	6.82	36	15	61	26	92.2
Mitchell Trubisky	8	6	75.0	43	5.38	0	1	15	0	47.4
Cole Beasley	1	0	0.0	0	0.00	0	0	-	0	39.6
Stefon Diggs	0	0	-	0	-	0	0	-	1	-
BILLS	655	415	63.4	4450	6.79	36	16	61	27	91.3
Opponents	530	297	56.0	3047	5.75	12	19	73t	42	65.3

RUSHING	No.	Yds	Avg	LG	TD
Devin Singletary	188	870	4.63	46t	7
Josh Allen	122	763	6.25	34	6
Zack Moss	96	345	3.59	17	4
Matt Breida	26	125	4.81	28	1
Isaiah McKenzie	9	47	5.22	10	1
Emmanuel Sanders	2	31	15.50	24	0
Mitchell Trubisky	13	24	1.85	22	1
Dawson Knox	0	4	-	4	0
Reggie Gilliam	3	3	1.00	2	0
Davis Webb	2	-3	-1.50	-1	0
BILLS	461	2209	4.79	46t	20
Opponents	442	1866	4.22	76t	19

RECEIVING	No.	Yds	Avg	LG	TD
Stefon Diggs	103	1225	11.9	61	10
Cole Beasley	82	693	8.5	29t	1
Dawson Knox	49	587	12.0	53t	9
Emmanuel Sanders	42	626	14.9	41	4
Devin Singletary	40	228	5.7	19	1
Gabe Davis	35	549	15.7	49	6
Zack Moss	23	197	8.6	24	1
Isaiah McKenzie	20	178	8.9	28	1
Tommy Sweeney	9	44	4.9	13	1
Matt Breida	7	72	10.3	23t	2
Reggie Gilliam	3	23	7.7	8	0
Jake Kumerow	2	28	14.0	15	0
BILLS	415	4450	10.7	61	36
Opponents	297	3047	10.3	73t	12

KICKING	FGM	FGA	PCT	LONG	PAT
Tyler Bass	28	32	87.5	57	51
BILLS	28	32	87.5	57	51
Opponents	21	23	91.3	55	26

PUNTING	PUNT	BLK	YDS	AVG	IN20
Matt Haack	52	1	2230	42.9	18
BILLS	53	1	2230	42.1	18
Opponents	75	1	3394	45.3	16

TEAM STATS	BILLS	OPP
Punts / Average	53/42.1	75/45.3
Net Punting Avg.	53/36.9	75/39.2
Penalties / Yards	113/980	102/844
Fumbles / Lost	24/6	23/11
Avg. Time of Possession	31:34	28:26

SCORING	TD	FGM	PTS
Tyler Bass	0	28	135
Stefon Diggs	10	0	60
Dawson Knox	9	0	54
Devin Singletary	8	0	48
Josh Allen	6	0	40
Gabe Davis	6	0	36
Zack Moss	5	0	30
Emmanuel Sanders	4	0	24
Matt Breida	3	0	18
Isaiah McKenzie	2	0	12
Cole Beasley	1	0	8
Micah Hyde	1	0	6
Tommy Sweeney	1	0	6
Mitchell Trubisky	1	0	6
BILLS	57	28	483
Opponent	32	21	289

INTERCEPTIONS	INT	YDS	TD
Jordan Poyer	5	87	0
Micah Hyde	5	59	1
Levi Wallace	2	29	0
Jaquan Johnson	1	25	0
Tyler Matakevich	1	15	0
A.J. Klein	1	12	0
Tremaine Edmunds	1	4	0
Taron Johnson	1	4	0
Greg Rousseau	1	3	0
Tre'Davious White	1	0	0
BILLS	19	238	1
Opponent	16	151	0

SACKS	
Mario Addison	7
Ed Oliver	4
Greg Rousseau	4
Efe Obada	3.5
Taron Johnson	3
Star Lotulelei	3
Matt Milano	3
Jordan Poyer	3
Boogie Basham	2.5
Jerry Hughes	2
A.J. Epenesa	1.5
Eli Ankou	1
Micah Hyde	1
Harrison Phillips	1
Justin Zimmer	1
Tre'Davious White	0.5
BILLS	42
Opponent	27



2022 SEASON STATISTICS

13-3 | 1ST IN AFC EAST | HEAD COACH SEAN MCDERMOTT

DATE	W/L	SCORE	OPP.	ATT.
09/08	W	31-10	at L.A. Rams	73,846
09/19	W	41-7	Tennessee	70,683
09/25	L	19-21	at Miami	66,206
10/02	W	23-20	at Baltimore	70,494
10/09	W	38-3	Pittsburgh	70,764
10/16	W	24-20	at Kansas City	73,586
10/30	W	27-17	Green Bay	70,863
11/06	L	17-20	at N.Y. Jets	83,135
11/13	L	30-33 OT	Minnesota	70,844
11/20	W	31-23	Cleveland	52,146
11/24	W	28-25	at Detroit	66,553
12/01	W	24-10	at New England	65,878
12/11	W	20-12	N.Y. Jets	70,603
12/17	W	32-29	Miami	70,794
12/24	W	35-13	at Chicago	59,929
01/02	--	--	at Cincinnati	Canceled
01/08	W	35-23	New England	70,753

AFC WILD CARD PLAYOFF

1/15	W	34-31	Miami	70,651
------	---	-------	-------	--------

AFC DIVISIONAL PLAYOFF

1/22	L	10-27	Cincinnati	70,733
------	---	-------	------------	--------

TEAM STATS	BILLS	OPP
Total Net Yards	6361	5106
Avg. Per Game	397.6	319.1
Total Plays	1037	997
Avg. Per Play	6.1	5.1
Net Yards Rushing	2232	1673
Avg. Per Game	139.5	104.6
Total Rushes	430	387
Net Yards Passing	4129	3433
Avg. Per Game	258.1	214.6
Sacked / Yards Lost	33/162	40/288
Gross Yards	4291	3721
Attempts / Comp.	574/361	570/362
Completion Pct.	62.9	63.5
Interceptions	14	17
Touchdowns	53	32
Rushing	15	10
Passing	35	21
Returns	3	1
Total First Downs	367	313
Rushing	128	103
Passing	212	181
Penalty	27	29
3rd Down: Made / Att	97/193	78/208
3rd Down Pct.	50.3	37.5
4th Down: Made / Att	7/13	19/33
4th Down Pct.	53.8	57.6
Scoring	455	286
1st Quarter	95	79
2nd Quarter	154	80
3rd Quarter	107	47
4th Quarter	99	77
Overtime	0	3

PASSING	Att	Cmp	Pct	Yds	Yd/A	TD	Int	Lg	Sack	Rate
Josh Allen	567	359	63.3	4283	7.55	35	14	98t	33	96.6
Case Keenum	7	2	28.6	8	1.14	0	0	5	0	39.6
BILLS	574	361	62.9	4291	7.48	35	14	98t	33	95.8
Opponents	570	362	63.5	3721	6.53	21	17	67t	40	82.1

RUSHING	No.	Yds	Avg	LG	TD
Devin Singletary	177	819	4.63	33t	5
Josh Allen	124	762	6.15	44	7
James Cook	89	507	5.70	33	2
Zack Moss	17	91	5.35	43	0
Isaiah McKenzie	9	55	6.11	18	1
Duke Johnson	2	4	2.00	4	0
Case Keenum	5	0	0.00	4	0
Nyheim Hines	6	-3	-0.50	3	0
Stefon Diggs	1	-3	-3.00	-3	0
Davis Webb	2	-3	-1.50	-1	0
BILLS	430	2232	5.19	44	15
Opponents	387	1673	4.32	81t	10

RECEIVING	No.	Yds	Avg	LG	TD
Stefon Diggs	108	1429	13.2	53t	11
Gabe Davis	48	836	17.4	98t	7
Dawson Knox	48	517	10.8	45	6
Isaiah McKenzie	42	423	10.1	30	4
Devin Singletary	38	280	7.4	22	1
James Cook	21	180	8.6	41	1
Khalil Shakir	10	161	16.1	31	1
Quintin Morris	8	84	10.5	26	1
Reggie Gilliam	8	69	8.6	14	1
Zack Moss	7	27	3.9	8	0
Jamison Crowder	6	60	10.0	16	0
Nyheim Hines	5	53	10.6	21	1
Jake Kumerow	4	64	16.0	39	0
Isaiah Hodgins	4	41	10.3	26	0
Cole Beasley	2	18	9.0	9	0
John Brown	1	42	42.0	42t	1
Tommy Sweeney	1	7	7.0	7	0
BILLS	361	4291	11.9	98t	35
Opponents	362	3721	10.3	67t	21

KICKING	FGM	FGA	PCT	LONG	PAT
Tyler Bass	27	31	87.1	56	48
BILLS	27	31	87.1	56	48
Opponents	21	28	75.0	62	27

PUNTING	PUNT	BLK	YDS	AVG	IN20
Sam Martin	45	1	2146	47.7	16
BILLS	46	1	2146	46.7	16
Opponents	63	0	2921	46.4	21

TEAM STATS	BILLS	OPP
Punts / Average	46/46.7	63/46.4
Net Punting Avg.	46/40.4	63/41.0
Penalties / Yards	92/709	89/754
Fumbles / Lost	24/13	24/10
Avg. Time of Possession	29:35	30:25

SCORING	TD	FGM	PTS
Tyler Bass	0	27	129
Stefon Diggs	11	0	66
Josh Allen	7	0	44
Gabe Davis	7	0	42
Dawson Knox	6	0	36
Devin Singletary	6	0	36
Isaiah McKenzie	5	0	30
James Cook	3	0	18
Nyheim Miller-Hines	3	0	18
Khalil Shakir	1	0	8
John Brown	1	0	6
Reggie Gilliam	1	0	6
Matt Milano	1	0	6
Quintin Morris	1	0	6
Ed Oliver	0	0	2
BILLS	53	27	455
Opponent	32	21	286

INTERCEPTIONS	INT	YDS	TD
Jordan Poyer	4	6	0
Matt Milano	3	84	1
Dane Jackson	2	13	0
Kairi Elam	2	0	0
Christian Benford	1	35	0
Boogie Basham	1	21	0
Tremaine Edmunds	1	4	0
Taron Johnson	1	2	0
Jaquan Johnson	1	0	0
Tre'Davious White	1	0	0
BILLS	17	165	1
Opponent	14	175	0

SACKS	
Von Miller	8
Greg Rousseau	8
A.J. Epenesa	6.5
Shaqu Lawson	3.5
Ed Oliver	2.5
Boogie Basham	2
DaQuan Jones	2
Damar Hamlin	1.5
Matt Milano	1.5
Jordan Phillips	1.5
Tyrell Dodson	1
Tremaine Edmunds	1
Tim Settle Jr.	1
BILLS	40
Opponent	33



2023 SEASON STATISTICS

11-6 | 1ST IN AFC EAST | HEAD COACH SEAN MCDERMOTT

DATE	W/L	SCORE	OPP.	ATT.
09/11	L	16-22 OT	at NYJ	83,345
09/17	W	38-10	LVR	70,772
09/24	W	37- 3	at WAS	64,291
10/01	W	48-20	MIA	70,881
10/08	L	20-25	JAX	61,273
10/15	W	14- 9	NYG	70,515
10/22	L	25-29	at NE	64,628
10/26	W	24-18	TB	70,416
11/05	L	18-24	at CIN	66,965
11/13	L	22-24	DEN	70,318
11/19	W	32-6	NYJ	70,603
11/26	L	34-37 OT	at PHI	69,879
12/10	W	20-17	at KC	73,639
12/17	W	31-10	DAL	70,933
12/23	W	24-22	at LAC	67,678
12/31	W	27-21	NE	70,772
01/07	W	21-14	at MIA	66,292

AFC WILD CARD PLAYOFF

1/15	W	31-17	Pittsburgh	70,040
AFC DIVISIONAL PLAYOFF				
1/21	L	24-27	Kansas City	70,808

TEAM STATS	BILLS	OPP
Total Net Yards	6366	5222
Avg. Per Game	374.5	307.2
Total Plays	1115	1015
Avg. Per Play	5.7	5.1
Net Yards Rushing	2212	1880
Avg. Per Game	130.1	110.6
Total Rushes	512	409
Net Yards Passing	4154	3342
Avg. Per Game	244.4	196.6
Sacked / Yards Lost	24/152	54/334
Gross Yards	4306	3676
Attempts / Comp.	579/385	552/363
Completion Pct.	66.5	65.8
Interceptions	18	18
Touchdowns	54	34
Rushing	22	14
Passing	29	18
Returns	3	2
Total First Downs	381	313
Rushing	158	96
Passing	199	183
Penalty	24	34
3rd Down: Made / Att	109/219	83/215
3rd Down Pct.	49.8	38.6
4th Down: Made / Att	9/16	10/19
4th Down Pct.	56.3	52.6
Scoring	451	311
1st Quarter	77	72
2nd Quarter	155	92
3rd Quarter	81	29
4th Quarter	135	106
Overtime	3	12

PASSING	Att	Cmp	Pct	Yds	Yd/A	TD	Int	Lg	Sack	Rate
Josh Allen	579	385	66.5	4306	7.44	29	18	81t	24	92.2
BILLS	579	385	66.5	4306	7.44	29	18	81t	24	92.2
Opponents	552	363	65.8	3676	6.66	18	18	48	54	81.9

RUSHING	No.	Yds	Avg	LG	TD
James Cook	237	1122	4.73	42	2
Josh Allen	111	524	4.72	23	15
Latavius Murray	79	300	3.80	29	4
Ty Johnson	30	132	4.40	13	0
Damien Harris	23	94	4.09	11	1
Leonard Fournette	12	40	3.33	9	0
Khalil Shakir	1	10	10.00	10	0
Stefon Diggs	1	5	5.00	5	0
Deonte Harty	4	0	0.00	4	0
Gabe Davis	1	-2	-2.00	-2	0
Kyle Allen	13	-13	-1.00	0	0
BILLS	512	2212	4.32	42	22
Opponents	409	1880	4.60	83	14

RECEIVING	No.	Yds	Avg	LG	TD
Stefon Diggs	107	1183	11.1	55t	8
Dalton Kincaid	73	673	9.2	51	2
Gabe Davis	45	746	16.6	57t	7
James Cook	44	445	10.1	48	4
Khalil Shakir	39	611	15.7	81t	2
Dawson Knox	22	186	8.5	17	2
Latavius Murray	17	119	7.0	22	0
Deonte Harty	15	150	10.0	43	1
Trent Sherfield	11	86	7.8	12	1
Ty Johnson	7	62	8.9	28t	1
Quintin Morris	2	26	13.0	15t	1
Damien Harris	2	16	8.0	13	0
Reggie Gilliam	1	3	3.0	3	0
BILLS	385	4306	11.2	81t	29
Opponents	363	3676	10.1	48	18

KICKING	FGM	FGA	PCT	LONG	PAT
Tyler Bass	24	29	82.8	54	49
BILLS	24	29	82.8	54	49
Opponents	26	28	92.9	59	25

PUNTING	PUNT	BLK	YDS	AVG	IN20
Sam Martin	51	0	2334	45.8	24
BILLS	51	0	2334	45.8	24
Opponents	71	0	3451	48.6	27

TEAM STATS	BILLS	OPP
Punts / Average	51/45.8	71/48.6
Net Punting Avg.	51/39.9	71/42.1
Penalties / Yards	106/883	99/753
Fumbles / Lost	20/10	21/12
Avg. Time of Possession	31:46	28:14

SCORING	TD	FGM	PTS
Tyler Bass	0	24	121
Josh Allen	15	0	90
Stefon Diggs	8	0	50
Gabe Davis	7	0	44
James Cook	6	0	36
Latavius Murray	4	0	24
Dawson Knox	2	0	14
Deonte Harty	2	0	12
Dalton Kincaid	2	0	12
Khalil Shakir	2	0	12
Rasul Douglas	1	0	6
A.J. Epenesa	1	0	6
Damien Harris	1	0	6
Ty Johnson	1	0	6
Quintin Morris	1	0	6
Trent Sherfield Sr.	1	0	6
BILLS	54	24	451
Opponent	34	26	311

INTERCEPTIONS	INT	YDS	TD
Rasul Douglas	4	58	1
Terrel Bernard	3	2	0
A.J. Epenesa	2	38	1
Micah Hyde	2	24	0
Matt Milano	2	16	0
Christian Benford	2	8	0
Tre'Davious White	1	2	0
Ed Oliver	1	0	0
Taylor Rapp	1	0	0
BILLS	18	148	2
Opponent	18	83	0

SACKS	
Leonard Floyd	10.5
Ed Oliver	9.5
Terrel Bernard	6.5
A.J. Epenesa	6.5
Greg Rousseau	5
Tyrel Dodson	2.5
DaQuan Jones	2.5
Jordan Phillips	2.5
Rasul Douglas	1
Poona Ford	1
Taron Johnson	1
Linval Joseph	1
Shaq Lawson	1
Jordan Poyer	1
Tim Settle Jr.	1
Taylor Rapp	0.5
BILLS	54
Opponent	24



2024 SEASON STATISTICS

13-4 | 1ST IN AFC EAST | HEAD COACH SEAN McDERMOTT

DATE	W/L	SCORE	OPP.	ATT.
9/8	W	34-28	Arizona	70,542
9/12	W	31-10	at Miami	65,601
9/23	W	47-10	Jacksonville	70,316
9/29	L	10-35	at Baltimore	70,636
10/6	L	20-23	at Houston	71,427
10/14	W	23-20	at NY Jets	81,118
10/20	W	34-10	Tennessee	70,842
10/27	W	31-10	at Seattle	68,704
11/3	W	30-27	Miami	70,862
11/10	W	30-20	at Indianapolis	66,474
11/17	W	30-21	Kansas City	71,112
12/1	W	35-10	San Francisco	70,437
12/8	L	42-44	at LA Rams	73,493
12/15	W	48-42	at Detroit	65,327
12/22	W	24-21	New England	70,725
12/29	W	40-14	NY Jets	70,728
1/5	L	16-23	at New England	64,628
AFC WILD CARD GAME				
1/12	W	31-7	Denver	70,332
AFC DIVISIONAL PLAYOFF				
1/19	W	27-25	Baltimore	70,697
AFC CHAMPIONSHIP GAME				
1/26	L	29-32	at Kansas City	73,487

TEAM STATS	BILLS	OPP
Total Net Yards	6105	5806
Avg. Per Game	359.1	341.5
Total Plays	1025	1052
Avg. Per Play	6.0	5.5
Net Yards Rushing	2230	1963
Avg. Per Game	131.2	115.5
Total Rushes	491	435
Net Yards Passing	3875	3843
Avg. Per Game	227.9	226.1
Sacked / Yards Lost	14/63	39/257
Gross Yards	3938	4100
Attempts / Comp.	520/329	578/396
Completion Pct.	63.3	68.5
Interceptions	6	16
Touchdowns	65	44
Rushing	32	13
Passing	30	28
Returns	3	3
Total First Downs	360	356
Rushing	140	109
Passing	181	217
Penalty	39	30
3rd Down: Made / Att	89/202	88/201
3rd Down Pct.	44.1	43.8
4th Down: Made / Att	16/22	17/32
4th Down Pct.	72.7	53.1
Scoring	525	368
1st Quarter	94	78
2nd Quarter	148	126
3rd Quarter	144	54
4th Quarter	139	110
Overtime	0	0

PASSING	Att	Cmp	Pct	Yds	Yd/A	TD	Int	Lg	Sack	Rate
Josh Allen	483	307	63.6	3731	7.72	28	6	64	14	101.4
Mitchell Trubisky	26	19	73.1	179	6.88	2	0	69t	0	117.3
Mike White	11	3	27.3	28	2.55	0	0	14	0	39.6
BILLS	520	329	63.3	3938	7.57	30	6	69t	14	100.8
Opponents	578	396	68.5	4100	7.09	28	16	67t	39	93.3

RUSHING	No.	Yds	Avg	LG	TD
James Cook	207	1009	4.87	65t	16
Josh Allen	102	531	5.21	30	12
Ray Davis	113	442	3.91	23	3
Ty Johnson	41	213	5.20	19	1
Curtis Samuel	5	14	2.80	7	0
Keon Coleman	1	9	9.00	9	0
Reggie Gilliam	3	7	2.33	4	0
Khalil Shakir	2	4	2.00	2	0
Mitchell Trubisky	17	1	0.06	8	0
BILLS	491	2230	4.54	65t	32
Opponents	435	1963	4.51	87t	13

RECEIVING	No.	Yds	Avg	LG	TD
Khalil Shakir	76	821	10.8	52	4
Dalton Kincaid	44	448	10.2	29	2
James Cook	32	258	8.1	28	2
Mack Hollins	31	378	12.2	44	5
Curtis Samuel	31	253	8.2	38	1
Keon Coleman	29	556	19.2	64	4
Dawson Knox	22	311	14.1	39	1
Amari Cooper	20	297	14.9	30t	2
Ty Johnson	18	284	15.8	41t	3
Ray Davis	17	189	11.1	63t	3
Quintin Morris	5	36	7.2	14	1
Marquez Valdes-Scantling	2	26	13.0	19	0
Tyrell Shavers	1	69	69.0	69t	1
Zach Davidson	1	5	5.0	5	0
Josh Allen	0	7	-	7t	1
BILLS	329	3938	12.0	69t	30
Opponents	396	4100	10.4	67t	28

KICKING	FGM	FGA	PCT	LONG	PAT
Tyler Bass	24	29	82.8	61	59
BILLS	24	29	82.8	61	59
Opponents	20	25	80.0	59	40

PUNTING	PUNT	BLK	YDS	AVG	IN20
Sam Martin	54	1	2523	46.7	25
BILLS	55	1	2523	45.9	25
Opponents	49	0	2351	48.0	17

TEAM STATS	BILLS	OPP
Punts / Average	55/45.9	49/48.0
Net Punting Avg.	55/39.5	49/40.8
Penalties / Yds	112/833	127/1016
Fumbles / Lost	11/2	28/16
Avg. Time of Possession	29:51	30:09

SCORING	TD	FGM	PTS
Tyler Bass	0	24	131
James Cook	18	0	108
Josh Allen	13	0	78
Ray Davis	6	0	36
Mack Hollins	5	0	30
Keon Coleman	4	0	26
Ty Johnson	4	0	24
Khalil Shakir	4	0	24
Amari Cooper	2	0	12
Taron Johnson	2	0	12
Dalton Kincaid	2	0	12
Ja'Marcus Ingram	1	0	6
Dawson Knox	1	0	6
Quintin Morris	1	0	6
Curtis Samuel	1	0	6
Tyrell Shavers	1	0	6
A.J. Epenesa	0	0	2
BILLS	65	24	525
Opponent	44	20	368

INTERCEPTIONS	INT	YDS	TD
Ja'Marcus Ingram	2	56	1
Christian Benford	2	30	0
Taron Johnson	2	23	1
Damar Hamlin	2	19	0
Austin Johnson	2	9	0
Taylor Rapp	2	5	0
Terrel Bernard	2	1	0
Jordan Phillips	1	2	0
Cam Lewis	1	0	0
BILLS	16	145	2
Opponent	6	92	0

SACKS	
Greg Rousseau	8
A.J. Epenesa	6
Von Miller	6
Ed Oliver	3
DaQuan Jones	2.5
Javon Solomon	2
Dawuane Smoot	1.5
Baylon Spector	1.5
Christian Benford	1
Terrel Bernard	1
Ja'Marcus Ingram	1
Quinton Jefferson	1
Taron Johnson	1
Casey Toohill	1
Austin Johnson	0.5
BILLS	39.0
Opponent	14.0



PRO BOWL

Year Selections

1960	0	
1961	6	S Bill Atkins; LB Archie Matsos; DT Chuck McMurty; T Harold Olson; T Ken Rice; DE Laverne Torczon
1962	6	FB Cookie Gilchrist; QB Jack Kemp; LB Archie Matsos; DT Tom Sestak; G Billy Shaw; E Ernie Warlick
1963	7	T Stew Barber; FB Cookie Gilchrist; QB Jack Kemp (#); DT Tom Sestak; G Billy Shaw; LB Mike Stratton; E Ernie Warlick
1964	10	T Stew Barber; CB Butch Byrd; FL Elbert Dubenion; FB Cookie Gilchrist; QB Jack Kemp; S George Saimes; DT Tom Sestak; G Billy Shaw; LB Mike Stratton; E Ernie Warlick
1965	**	Entire team
1966	11	T Stew Barber; RB Bobby Burnett; CB Butch Byrd; FB Wray Carlton; TE Paul Costa; DT Jim Dunaway; QB Jack Kemp; S George Saimes; G Billy Shaw; LB Mike Stratton; LB John Tracey
1967	9	T Billy Shaw; DT Jim Dunaway; DB Tom Janik; RB Keith Lincoln; DE Ron McDole; K Mike Mercer; S George Saimes; G Billy Shaw; LB Mike Stratton
1968	4	DT Jim Dunaway; S George Saimes; G Billy Shaw; LB Mike Stratton
1969	5	LB Harry Jacobs; QB Jack Kemp; WR Haven Moses; G Billy Shaw; RB O.J. Simpson
1970	1	WR Marlin Briscoe
1971	0	
1972	3	WR J.D. Hill; CB Robert James; RB O.J. Simpson (*)
1973	3	T Dave Foley; CB Robert James; RB O.J. Simpson
1974	2	CB Robert James; RB O.J. Simpson
1975	2	G Joe DeLamielleure; RB O.J. Simpson
1976	2	G Joe DeLamielleure; RB O.J. Simpson
1977	2	G Joe DeLamielleure; S Tony Greene
1978	1	G Joe DeLamielleure
1979	1	G Joe DeLamielleure
1980	3	WR Jerry Butler; RB Joe Cribbs; NT Fred Smerlas
1981	3	RB Joe Cribbs; WR Frank Lewis; NT Fred Smerlas
1982	2	NT Fred Smerlas; DE Ben Williams
1983	2	RB Joe Cribbs; NT Fred Smerlas
1984	1	RB Greg Bell
1985	0	
1986	0	
1987	3	QB Jim Kelly; DE Bruce Smith (*); ST Steve Tasker
1988	8	LB Cornelius Bennett; LB Shane Conlan; C Kent Hull; QB Jim Kelly; K Scott Norwood; WR Andre Reed; NT Fred Smerlas; DE Bruce Smith
1989	5	LB Shane Conlan; C Kent Hull; WR Andre Reed; DE Bruce Smith; RB Thurman Thomas
1990	10	LB Cornelius Bennett; LB Shane Conlan; C Kent Hull; QB Jim Kelly (*); WR Andre Reed; DE Bruce Smith; ST Steve Tasker; LB Darryl Talley; RB Thurman Thomas; T Will Wolford
1991	8	LB Cornelius Bennett; QB Jim Kelly; WR James Lofton; WR Andre Reed; G Jim Ritcher; LB Darryl Talley; ST Steve Tasker; RB Thurman Thomas
1992	10	T Howard Ballard; LB Cornelius Bennett; S Henry Jones; QB Jim Kelly ; CB Nate Odomes; WR Andre Reed; G Jim Ritcher; DE Bruce Smith; ST Steve Tasker (*); RB Thurman Thomas; T Will Wolford
1993	7	T Howard Ballard; LB Cornelius Bennett; CB Nate Odomes; WR Andre Reed; DE Bruce Smith (#); ST Steve Tasker; RB Thurman Thomas
1994	3	WR Andre Reed; DE Bruce Smith; ST Steve Tasker
1995	3	LB Bryce Paup; DE Bruce Smith; ST Steve Tasker
1996	3	G Ruben Brown; LB Bryce Paup; DE Bruce Smith
1997	4	G Ruben Brown; LB Bryce Paup; DE Bruce Smith; NT Ted Washington



PRO BOWL

Year	Selections
1998	6 G Ruben Brown; QB Doug Flutie; FB Sam Gash; WR Eric Moulds; DE Bruce Smith; NT Ted Washington
1999	2 G Ruben Brown; FB Sam Gash
2000	4 G Ruben Brown; LB Sam Cowart; WR Eric Moulds; NT Ted Washington
2001	2 G Ruben Brown, FB Larry Centers
2002	4 QB Drew Bledsoe; G Ruben Brown; RB Travis Henry; WR Eric Moulds
2003	2 G Ruben Brown; LB Takeo Spikes
2004	4 DT Sam Adams; CB Nate Clements; KR Terrence McGee; LB Takeo Spikes
2005	2 P Brian Moorman; LS Mike Schneck
2006	2 P Brian Moorman; DE Aaron Schobel
2007	2 LT Jason Peters; DE Aaron Schobel
2008	2 RB Marshawn Lynch; T Jason Peters
2009	1 FS Jairus Byrd
2010	1 NT Kyle Williams
2011	0
2012	3 FS Jairus Byrd; RB C.J. Spiller; DT Kyle Williams
2013	4 FS Jairus Byrd; DT Marcell Dareus; DT Kyle Williams; DE Mario Williams
2014	3 DT Marcell Dareus; DT Kyle Williams; DE Mario Williams
2015	4 G Richie Incognito, RB LeSean McCoy, QB Tyrod Taylor, C Eric Wood
2016	7 LB Zach Brown, CB Stephon Gilmore, LB Lorenzo Alexander^, RB LeSean McCoy, DT Kyle Williams, G Richie Incognito, QB Tyrod Taylor
2017	3 S Micah Hyde, RB LeSean McCoy, G Richie Incognito
2018	1 DT Kyle Williams
2019	3 CB Tre'Davious White, LB Tremaine Edmunds, KR/PR Andre Roberts
2020	5 QB Josh Allen, WR Stefon Diggs, LB Tremaine Edmunds, KR/PR Andre Roberts, CB Tre'Davious White
2021	2 WR Stefon Diggs, T Dion Dawkins
2022	8 QB Josh Allen, T Dion Dawkins, WR Stefon Diggs, TE Dawson Knox, LB Matt Milano, C Mitch Morse, S Jordan Poyer, G Rodger Saffold
2023	3 RB James Cook III, T Dion Dawkins, WR Stefon Diggs
2024	4 QB Josh Allen, RB James Cook III, T Dion Dawkins, C Connor McGovern
2025	3 QB Josh Allen, RB James Cook III, T Dion Dawkins

*Player of the Game; ^Defensive MVP



PLAYERS OF THE WEEK/MONTH

1984

AFC PLAYER/WEEK

Week 12 (11/18 vs. Dal.): Greg Bell (O)

1985

AFC PLAYER/WEEK

Week 7 (10/20 vs. Ind.): Greg Bell (O)

1986

AFC PLAYER/WEEK

Week 13 (11/30 at KC): Charles Romes (D)

1987

AFC PLAYER/WEEK

Week 2 (9/20 vs. Hou.): Jim Kelly (O)

Week 7 (10/25 at Mia.): Jim Kelly (O)

Week 12 (11/29 vs. Mia.): Bills Defense (D)

1988

AFC PLAYER/WEEK

Week 4 (9/25 vs. Pit.): Mark Kelso

Week 6 (10/9 vs. Ind.): Cornelius Bennett (D)

Week 9 (10/30 vs. GB): Cornelius Bennett (D)

Week 12 (11/20 vs. NYJ): Fred Smerlas (D)

AFC PLAYER/MONTH

October: Cornelius Bennett (D)

1989

AFC PLAYER/WEEK

Week 1 (9/10 at Mia.): Jim Kelly (O)

Week 3 (9/24 at Hou.): Jim Kelly (O)

AFC PLAYER/MONTH

September: Jim Kelly (O)

1990

AFC PLAYER/WEEK

Week 3 (9/24 at NYJ): Thurman Thomas (O)

Week 4 (9/30 vs. Den.): Cornelius Bennett (D)

Week 5 (10/7 vs. LAR): Cornelius Bennett (D)

Week 7 (10/21 vs. NYJ): Andre Reed (O)

Week 13 (12/2 vs. Phi.): Bruce Smith (D)

Week 14 (12/9 at Ind.): Bruce Smith (D)

Week 16 (12/23 vs. Mia.): Darryl Talley (D)

AFC PLAYER/MONTH

December: Bruce Smith (D)

1991

AFC PLAYER/WEEK

Week 1 (9/1 vs. Mia.): Thurman Thomas (O)

Week 2 (9/8 vs. Pit.): Jim Kelly (O)

Week 3 (9/15 at NYJ): Thurman Thomas (O)

Week 4 (9/22 at TB): Cornelius Bennett (D)

Week 5 (9/29 vs. Chi.): Nate Odomes (D)

Week 8 (10/21 vs. Cin.): James Lofton (O)

Week 15 (12/8 at LAR): Jim Kelly (O)

AFC PLAYER/MONTH

September: Jim Kelly (O) / Thurman Thomas (O)

November: Thurman Thomas (O)

1992

AFC PLAYER/WEEK

Week 2 (9/13 at SF): Jim Kelly (O)

Week 4 (9/27 at NE): Jim Kelly (O)

Week 10 (11/8 vs. Pit.): Thurman Thomas (O)

Week 15 (12/12 vs. Den.): Thurman Thomas (O)

Week 16 (12/20 at NO): Jeff Wright (D)

AFC PLAYER/MONTH

September: Jim Kelly (O)

1993

AFC PLAYER/WEEK

Week 2 (9/12 at Dal.): Steve Tasker (ST)

Week 8 (10/24 at NYJ): Bruce Smith (D)

Week 16 (12/19 at Mia.): Nate Odomes (D)

Week 17 (12/26 vs. NYJ): Steve Christie (ST)

AFC PLAYER/MONTH

October: Bruce Smith (D)

1994

AFC PLAYER/WEEK

Week 2 (9/11 at NE): Chris Mohr (ST)

Week 3 (9/18 at Hou.): Steve Christie (ST)

Week 4 (9/26 vs. Den.): Cornelius Bennett (D)

Week 9 (10/30 vs. KC): Bruce Smith (D)

AFC PLAYER/MONTH

September: Bruce Smith (D)

Steve Christie (ST)

1995

AFC PLAYER/WEEK

Week 3 (9/17 vs. Ind.): Bryce Paup (D)

Week 7 (10/15 vs. Sea.): Bryce Paup (D)

Week 15 (12/10 at Stl.): Jim Kelly (O)

AFC PLAYER/MONTH

November: Bryce Paup (D)

1996

AFC PLAYER/WEEK

Week 4 (9/22 vs. Dal.): Manny Martin (D)

Week 8 10/20 at NYJ): Steve Christie (ST)

Week 10 (11/3 vs. Was.): Darick Holmes

Week 11 (11/10 at Phi.): Bruce Smith (D)

Week 13 (11/24 vs. NYJ): Kurt Schultzt (D)

Week 17 (12/22 vs. KC): Jim Kelly (O)

AFC PLAYER/MONTH

September: Bruce Smith (D)

November: Bruce Smith (D)

AFC ROOKIE/MONTH

November: Gabe Nothern (D)



PLAYERS OF THE WEEK/MONTH

1997

AFC PLAYER/WEEK

Week 2 (9/7 at NYJ): Bryce Paup (D)

Week 8(10/20 at Ind.): Bruce Smith (D)

AFC PLAYER/MONTH

October: Bruce Smith (D)

1998

AFC PLAYER/WEEK

Week 5 (10/4 vs. SF): Bruce Smith (D)

Week 9 (11/1 vs. Mia.): Doug Flutie (O)

Week 14 (12/6 at Cin.): Steve Christie (ST)

AFC PLAYER/MONTH

December: Steve Christie (ST)

AFC ROOKIE/MONTH

October: Sam Cowart (D)

1999

AFC PLAYER/WEEK

Week 4 (10/4 at Mia.): John Holecek (D)

Week 9 (11/7 at Was.): Doug Flutie (O)

Week 17 (1/2 vs. Ind.): Rob Johnson (O)

2000

AFC PLAYER/WEEK

Week 1 (9/3 vs. Ten.): Steve Christie (ST)

Week 7 (10/15 vs. SD): Steve Christie (ST)

Week 10 (11/5 at NE): Sam Cowart (D)

Steve Christie (ST)

AFC PLAYER/MONTH

November: Sam Cowart (D)

2002

AFC PLAYER/WEEK

Week 2 (9/23 at Ind.): Drew Bledsoe (O)

Mike Hollis (ST)

Week 6 (10/18 at Jax.): Travis Henry (O)

Week 7 (10/28 at SD): Nate Clements (D)

AFC PLAYER/MONTH

September: Drew Bledsoe (O)

October: Brian Moorman (ST)

2003

AFC PLAYER/WEEK

Week 1 (9/7 vs. NE): Takeo Spikes (D)

Week 13 (11/30 at NYG): Aaron Schobel (D)

2004

AFC PLAYER/WEEK

Week 6 (10/17 vs. Mia.): Brian Moorman (ST)

Week 8 (10/31 vs. Ari.): Terrence McGee (ST)

Week 11 (11/21 vs. Stl.): Lawyer Milloy (D)

Week 13 (12/5 at Mia.): Terrence McGee (ST)

2005

AFC PLAYER/WEEK

Week 10 (11/13 vs. KC): Brian Moorman (ST)

Week 16 (12/24 at Cin.): Terrence McGee (ST)

2006

AFC PLAYER/WEEK

Week 2 (9/17 at Mia.): Coy Wire (ST)

Week 9 (11/5 vs. GB): Brian Moorman (ST)

Week 12 (11/26 vs. Jax.): Roscoe Parrish (ST)

Week 14 (12/10 at NYJ): Aaron Schobel (D)

Week 15 (12/17 vs. Mia.): Brian Moorman (ST)

AFC PLAYER/MONTH

November: Brian Moorman (ST)

NFL ROOKIE/MONTH

September: Donte Whitner (D)

2007

AFC PLAYER/WEEK

Week 4 (9/30 vs. NYJ): Jabari Greer (D)

Week 13 (12/2 at Was.): Rian Lindell (ST)

NFL ROOKIE/WEEK

Week 7 (10/21 vs. Bal.): Marshawn Lynch (O)

Week 10 (11/11 at Mia.): Marshawn Lynch (O)

Week 13 (12/2 at Was.): Trent Edwards (O)

Week 14 (12/9 vs. Mia.): Trent Edwards (O)

2008

AFC PLAYER/WEEK

Week1 (9/7 vs. Sea.): Roscoe Parrish (ST)

NFL ROOKIE/MONTH

November: Leodis McKelvin (D)

2009

AFC PLAYER/WEEK

Week 2 (9/20 vs. TB): Rian Lindell (ST)

Week 7 (10/25 at Car.): Brian Moorman (ST)

NFL ROOKIE/MONTH

October: Jairus Byrd (D)

2010

AFC PLAYER/WEEK

Week 3 (9/26 at NE): C.J. Spiller (ST)

Week 11 (11/21 at Cin.): Drayton Florence (D)

2011

AFC PLAYER/WEEK

Week 3 (11/25 vs. NE): Rian Lindell (ST)

Week 5 (10/9 vs. Phi.): George Wilson (D)

AFC PLAYER/MONTH

September: Ryan Fitzpatrick (O)

NFL ROOKIE/WEEK

Week 8 (10/30 vs. Was.): Marcell Dareus (D)



PLAYERS OF THE WEEK/MONTH

2012

AFC PLAYER/WEEK

Week 6 (10/14 at Ari.): Jairus Byrd (D)

Week 11 (11/15 vs. Mia.): Leodis McKelvin (S)

2013

AFC PLAYER/WEEK

Week 2 (9/15 vs. Car.): Mario Williams (D)

Week 7 (10/20 at Mia.): Mario Williams (D)

2014

AFC PLAYER/WEEK

Week 1 (9/7 at Chi.): Dan Carpenter (ST)

Week 2 (9/14 vs. Mia.): C.J. Spiller (ST)

Week 5 (10/5 at Det.): Marcell Dareus (D)

Week 12 (11/24 vs. NYJ): Boobie Dixon (ST)

AFC PLAYER/MONTH

November: Mario Williams (D)

NFL ROOKIE/MONTH

October: Sammy Watkins (O)

2015

AFC PLAYER/WEEK

Week 3 (9/27 at Mia.): Preston Brown (D)

Week 10 (11/12 at NYJ): Bacarri Rambo (D)

AFC ROOKIE/MONTH

November: Ronald Darby (D)

2016

AFC PLAYER/WEEK

Week 4 (10/2 at NE): Zach Brown (D)

Week 5 (10/9 at LAR): Nickell Robey-Coleman (D)

Week 11 (11/20 at Cin.): Dan Carpenter (ST)

AFC PLAYER/MONTH

October: Lorenzo Alexander (D)

2017

AFC PLAYER/WEEK

Week 3 (9/24 vs. Den.): Stephen Hauschka (ST)

Week 4 (10/1 at Atl.): Stephen Hauschka (ST)

NFL ROOKIE/MONTH

September: Tre'Davious White (D)

AFC PLAYER/MONTH

October: Micah Hyde (D)

December: Jordan Poyer (D)

2018

AFC PLAYER/WEEK

Week 3 (9/23 at Min.): Matt Milano (D)

Week 10 (11/11 at NYJ): Stephen Hauschka (ST)

Week 17 (12/30 vs. Mia.): Josh Allen (O)

NFL ROOKIE/MONTH

December: Tremaine Edmunds (D)

2019

AFC PLAYER/WEEK

Week 7 (10/20 vs. Mia.): Tre'Davious White (D)

Week 11 (11/17 at Mia.): Josh Allen (O)

Week 15 (12/15 at. Pit.): Tre'Davious White (D)

2020

AFC PLAYER/WEEK

Week 2 (9/20 at Mia.): Josh Allen (O)

Week 7 (10/25 at NYJ): Jerry Hughes (D)

Week 9 (11/8 vs. Sea.): Josh Allen (O)

Week 12 (11/29 vs. LAC): A.J. Klein (D)

Week 13 (12/7 at SF): Josh Allen (O)

Week 15 (12/19 at Den.): Josh Allen (O)

Week 16 (12/28 at NE): Stefon Diggs (O)

AFC PLAYER/MONTH

September: Josh Allen (O)

December: Josh Allen (O)

2021

AFC PLAYER/WEEK

Week 3 (9/26 vs. Was.): Josh Allen (O)

Week 4 (10/3 vs. Hou.): Tremaine Edmunds (D)

Week 5 (10/10 at KC): Greg Rousseau (D)

AFC PLAYER/MONTH

October: Tyler Bass (ST)

2022

AFC PLAYER/WEEK

Week 4 (10/1 at Bal.): Jordan Poyer (D)

Week 5 (10/9 vs. Pit.): Josh Allen (O)

Week 6 (10/16 at KC): Josh Allen (O)

Week 11 (11/20 vs. Cle.): Matt Milano (D)

Week 12 (12/1 at Det.): Ed Oliver (D)

Week 15 (12/24 vs. Mia.): Josh Allen (O)

Week 18 (1/8 vs. NE): Nyheim Hines (ST)

AFC PLAYER/MONTH

November: Tyler Bass (ST)

2023

AFC PLAYER/WEEK

Week 2 (9/24 vs. LVR): Josh Allen (O)

Week 3 (9/24 at WAS): Terrel Bernard (D)

Week 4 (10/2 vs. MIA): Josh Allen (O)

Week 11 (11/19 vs. NYJ): Reggie Gilliam (ST)

Week 15 (12/17 vs. DAL): James Cook (O)

Week 17 (12/31 vs. NE): Rasul Douglas (D)

Week 18 (1/7 at MIA): Deonte Harty (ST)

AFC PLAYER/MONTH

September: Tyler Bass (ST)

December/January: Sam Martin (ST)



PLAYERS OF THE WEEK/MONTH

2024

AFC PLAYER/WEEK

Week 1 (9/8 vs. ARZ): Greg Rousseau (D)

Week 2 (9/12 at MIA): James Cook (O)

Week 3 (9/23 vs. JAX): Josh Allen (O)

Week 9 (11/3 vs. MIA): Tyler Bass (ST)

Week 10 (11/10 at IND): Taron Johnson (D)

Week 11 (11/17 vs. KC): Terrel Bernard (D)

Week 13 (12/1 vs. SF): Josh Allen (O)

Week 15 (12/15 vs. DET): Josh Allen (O)

AFC PLAYER/MONTH

September: Josh Allen (O)

2025

AFC PLAYER/WEEK

Week 1 (9/7 vs. BAL): Josh Allen (O)

Week 8 (10/26 at CAR): James Cook (O)

Week 11 (11/16 vs. TB): Josh Allen (O)

Week 13 (11/30 at PIT): Christian Benford (D)

AFC PLAYER/MONTH

September: James Cook (O)



BUFFALOBILLS.COM