



BILLS

2024 MEDIA GUIDE

WEEK 4: BILLS AT RAVENS





2024 SCHEDULE

PRESEASON

Saturday, Aug. 10	vs. Chicago	WIVB	L, 6-33
Saturday, Aug. 17	at Pittsburgh	WIVB	W, 9-3
Saturday, Aug. 24	vs. Carolina	WIVB	L, 26-31

REGULAR SEASON

Sunday, Sept. 8	vs. Arizona	CBS	W, 34-28
Thursday, Sept. 12	at Miami	Prime Video	W, 31-10
Monday, Sept. 23	vs. Jacksonville	ESPN	W, 47-10
Sunday, Sept. 29	at Baltimore	NBC	8:20 PM
Sunday, Oct. 6	at Houston	CBS	1:00 PM
Monday, Oct. 14	at NY Jets	ESPN	8:15 PM
Sunday, Oct. 20	vs. Tennessee	CBS	1:00 PM
Sunday, Oct. 27	at Seattle	FOX	4:05 PM
Sunday, Nov. 3	vs. Miami	CBS	1:00 PM
Sunday, Nov. 10	at Indianapolis	CBS	1:00 PM
Sunday, Nov. 17	vs. Kansas City	CBS	4:25 PM
	Bye Week		
Sunday, Dec. 1	vs. San Francisco	NBC	8:20 PM
Sunday, Dec. 8	at LA Rams	FOX	4:25 PM
Sunday, Dec. 15	at Detroit	CBS	4:25 PM
Sunday, Dec. 22	vs. New England	CBS	1:00 PM
Sunday, Dec. 29	vs. NY Jets	CBS	1:00 PM
Jan. 4 or 5	at New England	TBD	TBD

PLAYOFFS

Wild Card Games	January 11-13
Divisional Playoff Games	January 18-19
Championship Games	January 26
Super Bowl LIX (New Orleans, LA)	February 9

LEADING THE CHARGE



BUFFALO BILLS (3-0) at BALTIMORE RAVENS (1-2)
Sunday, September 29, 2024 - M&T Bank Stadium - 8:20 p.m.



TOP BILLING

- Sunday night will mark the Bills third straight primetime game, marking the second consecutive season the Bills have played in primetime in three straight games. The Bills are the first team since the NFL merger to earn that distinction in consecutive seasons.
- This will be the 12th all-time match-up between Buffalo and Baltimore (including playoffs). The teams last met in Baltimore on October 2, 2022, as Buffalo overcame a 20-3 deficit to win, 23-20, on a walk off, 21-yard field goal by Tyler Bass.
- Josh Allen and Lamar Jackson enter this week's game with the 2nd most combined career rushing yards ever by opposing QBs (9,208), behind Lamar Jackson vs. Russell Wilson (9,254) on 12/4/2022.
- Sean McDermott (8th year in Buffalo) and Ravens coach John Harbaugh (17th in Baltimore) are two of the six longest tenured head coaches in the NFL.
- Under head coach Sean McDermott, the Bills are 6-1 on Sunday Night Football.

BY THE NUMBERS

- The Bills point differential is +64 this season, which is the second-best mark in team history through 3 weeks behind a mark of +74 in 1992.

AHEAD OF THE HERD

PASSING →	17 Josh Allen 54/72, 634 yards, 7 TDs, 133.7 Rating
RUSHING →	4 James Cook 41 carries, 188 yards, 4 Total TDs
RECEIVING →	10 Khalil Shakir 14 receptions, 168 yards, 2 TDs
DEFENSE →	50 Greg Rousseau 3 sacks, 11 tackles, 1 FF
	46 Ja'Marcus Ingram 2 INTs, 4 PD, 1 INT TD, 1 sack

BILLIEVE THE FACTS



Von Miller's sack total in 2024 is now 3.0. He has now recorded a sack in three straight games for the 12th time in his career. It is the third time in his career he has recorded a sack in the first 3 games of a season (2016, 2021). He's now tied Derrick Thomas (126.5) for the #17 spot on the NFL's all-time sack list.



Josh Allen currently leads the NFL in offensive touchdowns with nine and is second in completion percentage with 75.0%. He is also the league leader in passer rating with 133.7.

FAMILIAR FACES

- Bills CB Christian Benford (Randallstown) and RB Ty Johnson (Cumberland) are Maryland natives. Johnson played at Maryland.
- Ravens WR Deonte Harty was a member of the Bills in 2023 and collected a 96-yard punt return, the longest in Bills history.
- Sean McDermott and John Harbaugh each received their first NFL coaching experience in Philadelphia under former Eagles head coach Andy Reid.

TUNE IN

NBC

Play-by-play: Mike Tirico
Color Analyst: Cris Collinsworth
Sideline Reporter: Melissa Stark

WGR RADIO 550

Play-by-play: Chris Brown
Color Analyst: Eric Wood
Sideline Reporter: Sal Capaccio

WESTWOOD ONE SPORTS

Play-by-play: Ryan Radtke
Color Analyst: Mike Golic



SiriusXM 81 or 226



BILLS ROSTER

OFFENSE

Quarterback (2)

11 Mitchell Trubisky
17 Josh Allen
6 Shane Buechele (IR)
14 Mike White

Offensive Line (9)

62 Sedrick Van Pran-Granger
64 O'Cyrus Torrence
66 Connor McGovern
68 Tylan Grable
70 Alec Anderson
73 Dion Dawkins
74 Ryan Van Demark
76 David Edwards
79 Spencer Brown
67 Travis Clayton (IR)
72 Tommy Doyle (PUP)
65 Mike Edwards
75 Richard Gouraige
77 Will Clapp

Running Back (4)

4 James Cook
22 Ray Davis
26 Ty Johnson
41 Reggie Gilliam (FB)
37 Darrynton Evans (IR)
20 Frank Gore, Jr.

Wide Receiver (5)

0 Keon Coleman
1 Curtis Samuel
10 Khalil Shakir
13 Mack Hollins
15 Marquez Valdes-Scantling
19 K.J. Hamler
80 Tyrell Shavers
89 Jalen Virgil

Tight End (3)

85 Quintin Morris
86 Dalton Kincaid
88 Dawson Knox
84 Zach Davidson

DEFENSE

Edge (6)

40 Von Miller
50 Greg Rousseau
56 Javon Solomon
57 A.J. Epenesa
94 Dawuane Smoot
99 Casey Toohill
59 Kingsley Jonathan
96 Kameron Cline

Defensive Tackle (4)

90 DeWayne Carter
91 Ed Oliver
92 DaQuan Jones
98 Austin Johnson
51 Eli Ankou
53 Branson Deen

Linebacker (6)

32 Nicholas Morrow
42 Dorian Williams
43 Terrel Bernard
44 Joe Andreessen
48 Edefuan Ulofoshio
54 Baylon Spector
58 Matt Milano (IR)

Defensive Backs (11)

3 Damar Hamlin
5 Kaiir Elam
7 Taron Johnson
9 Taylor Rapp
21 Mike Edwards
24 Cole Bishop
29 Brandon Codrington
31 Rasul Douglas
39 Cam Lewis
46 Ja'Marcus Ingram
47 Christian Benford
25 Daequan Hardy
27 Kareem Jackson
33 Te'Cory Couch
36 Lewis Cline

SPECIALISTS

Specialists (3)

2 Tyler Bass
8 Sam Martin
69 Reid Ferguson

HOW THEY WERE ACQUIRED

2016 Reid Ferguson UDFA
2017 Dion Dawkins D2b
Matt Milano (IR) D5a
2018 Josh Allen D1a
Taron Johnson D4
2019 Ed Oliver D1
Dawson Knox D3b
Cam Lewis UDFA
2020 A.J. Epenesa D2
Tyler Bass D6a
Reggie Gilliam UDFA
2021 Greg Rousseau D1
Spencer Brown D3
Tommy Doyle (PUP) D5
Damar Hamlin D6b
Quintin Morris UDFA
2022 DaQuan Jones FA
Von Miller FA
Kaiir Elam D1
James Cook D2
Terrel Bernard D3
Khalil Shakir D5
Christian Benford D6b
Baylon Spector D7
Alec Anderson UDFA
Ja'Marcus Ingram UDFA
Sam Martin FA
Ryan Van Demark FA
Connor McGovern FA
2023 David Edwards FA
Taylor Rapp FA
Dalton Kincaid D1
O'Cyrus Torrence D2
Dorian Williams D3
Ty Johnson FA
Shane Buechele (IR) FA
Rasul Douglas T-GB
2024 Darrynton Evans (IR) FA
Mitchell Trubisky FA
Mack Hollins FA
Nicholas Morrow FA
Curtis Samuel FA
Casey Toohill FA
Mike Edwards FA
Austin Johnson FA
Keon Coleman D2a
Cole Bishop D2b
DeWayne Carter D3
Ray Davis D4
Sedrick Van Pran-Granger D5a
Edefuan Ulofoshio D5b
Javon Solomon D5c
Tylan Grable D6a
Travis Clayton (IR) D7
Dawuane Smoot FA
Joe Andreessen UDFA
Marquez Valdes-Scantling FA
Brandon Codrington T-NYJ

BY DRAFT ROUND

1 Von Miller DEN 2011
Mitchell Trubisky CHI 2017
Josh Allen BUF 2018
Ed Oliver BUF 2019
Greg Rousseau BUF 2021
Kaiir Elam BUF 2022
Dalton Kincaid BUF 2023
2 Austin Johnson TEN 2016
Curtis Samuel CAR 2017
Dion Dawkins BUF 2017
Taylor Rapp LAR 2019
A.J. Epenesa BUF 2020
James Cook BUF 2022
O'Cyrus Torrence BUF 2022
Keon Coleman BUF 2024
Cole Bishop BUF 2024
3 Dawuane Smoot JAX 2017
Rasul Douglas PHI 2017
Connor McGovern DAL 2019
Dawson Knox BUF 2019
Mike Edwards TB 2019
Darrynton Evans (IR) TEN 2020
Spencer Brown BUF 2021
Terrel Bernard BUF 2022
Dorian Williams BUF 2023
DeWayne Carter BUF 2024
4 DaQuan Jones TEN 2014
Mack Hollins PHI 2017
Taron Johnson BUF 2018
Ray Davis BUF 2024
5 Sam Martin DET 2013
Matt Milano (IR) BUF 2017
Marquez Valdes-Scantling GB 2018
David Edwards LAR 2019
Tommy Doyle (PUP) BUF 2021
Khalil Shakir BUF 2022
Sedrick Van Pran-Granger BUF 2024
Edefuan Ulofoshio BUF 2024
Javon Solomon BUF 2024
6 Ty Johnson DET 2019
Tyler Bass BUF 2020
Damar Hamlin BUF 2021
Christian Benford BUF 2022
Tylan Grable BUF 2024
7 Casey Toohill WAS 2020
Baylon Spector BUF 2022
Travis Clayton (IR) BUF 2024
UDFA Reid Ferguson BUF 2016
Nicholas Morrow OAK 2017
Cam Lewis BUF 2019
Reggie Gilliam BUF 2020
Quintin Morris BUF 2021
Shane Buechele (IR) KC 2021
Alec Anderson BUF 2022
Ja'Marcus Ingram BUF 2022
Ryan Van Demark IND 2022
Joe Andreessen BUF 2024
Brandon Codrington NYJ 2024

Red: practice squad



DEPTH CHART

OFFENSE

WR	13 Mack Hollins	0 Keon Coleman	
LT	73 Dion Dawkins	74 Ryan Van Demark	
LG	76 David Edwards	70 Alec Anderson	
C	66 Connor McGovern	70 Alec Anderson	62 Sedrick Van Pran-Granger
RG	64 O'Cyrus Torrence	70 Alec Anderson	
RT	79 Spencer Brown	68 Tylan Grable	
TE	86 Dalton Kincaid	88 Dawson Knox	85 Quintin Morris
QB	17 Josh Allen	11 Mitchell Trubisky	
RB	4 James Cook	26 Ty Johnson	22 Ray Davis
FB	41 Reggie Gilliam		
WR	10 Khalil Shakir		
WR	1 Curtis Samuel	15 Marquez Valdes-Scantling	

DEFENSE

EDGE	57 A.J. Epenesa	40 Von Miller	56 Javon Solomon
DT	91 Ed Oliver	90 DeWayne Carter	
DT	92 DaQuan Jones	98 Austin Johnson	
EDGE	50 Greg Rousseau	94 Dawuane Smoot	99 Casey Toohill
WLB	42 Dorian Williams	54 Baylon Spector	48 Edefuan Ulofoshio
MLB	43 Terrel Bernard	32 Nicholas Morrow	44 Joe Andreessen
NCB	7 Taron Johnson	39 Cam Lewis	
CB	31 Rasul Douglas	46 Ja'Marcus Ingram	
CB	47 Christian Benford	5 Kaiir Elam	
S	9 Taylor Rapp	21 Mike Edwards	39 Cam Lewis
S	3 Damar Hamlin	24 Cole Bishop	

SPECIALISTS

K	2 Tyler Bass	
P	8 Sam Martin	
H	8 Sam Martin	
PR	29 Brandon Codrington	
KOR	29 Brandon Codrington	26 Ty Johnson
LS	69 Reid Ferguson	

PRONUNCIATION GUIDE

Jahmile Addae	juh-MILE uh-DIE	A.J. Epenesa	EPP-uh-NESS-uh	Edefuan Ulofoshio	ED-uh-foo-on YOU-lo-FOE-shee-oh
Eli Ankou	ee-LEE ON-koo	Reggie Gilliam	GILL-ee-um	Greg Rousseau	roo-SO
Tyler Bass	BASS (like the fish)	Richard Gougaige	(sounds like garage)	Khalil Shakir	kuh-LIL shah-KEER
Terrel Bernard	tuh-RELL	Tylan Grable	TIE-lunn GRAY-bull	Dawuane Smoot	duh-WAHN
Shane Buechele	BOO-shell	Daequan Hardy	DAY-kwon	Marquez Valdes-Scantling	mar-KWEZ
Lewis Cine	SEEN	Taron Johnson	TARE-in (rhymes with Baron)	Ryan Van Demark	van duh-MARK
Rasul Douglas	RAH-sool	DaQuan Jones	DAY-kwon		
Kaiir Elam	kai-EAR EE-lum	Marc Lubick	LOO-bick		

COACHING STAFF

Sean McDermott (head coach), Joe Brady (offensive coordinator), Bobby Babich (defensive coordinator), Matthew Smiley (special teams coordinator), Jahmile Addae (cornerbacks), Scott Booker (nickel/senior defensive assistant), Rob Boras (tight ends), Ronald Curry (quarterbacks), Joe Danna (safeties), Matt Edwards (assistant defensive line), Austin Gund (assistant offensive line), Cory Harkey (assistant special teams), Adam Henry (wide receivers), Al Holcomb (linebackers), Aaron Kromer (offensive line), Marc Lubick (passing game specialist/game management), DJ Mangas (offensive quality control), Kyle Shurmur (offensive quality control), Kelly Skipper (running backs), Christian Taylor (defensive quality control), Marcus West (defensive line), Matt Worswick (director team administration)



ALPHABETICAL ROSTER

NO.	NAME	POS	HT	WT	DOB	EXP	COLLEGE	HOMETOWN	HOW ACQ.
17	Allen, Josh	QB	6-5	237	5/21/1996	7	Wyoming	Firebaugh, CA	D1a-18
70	Anderson, Alec	T	6-5	305	10/3/1999	2	UCLA	Fontana, CA	UDFA-22
44	Andreessen, Joe	LB	6-0	240	2/7/2000	R	Buffalo	Lancaster, NY	UDFA-24
2	Bass, Tyler	K	5-10	183	2/14/1997	5	Georgia Southern	Columbia, SC	D6-20
47	Benford, Christian	CB	6-1	205	9/21/2000	3	Villanova	Randalstown, MD	D6b-22
43	Bernard, Terrel	LB	6-1	224	5/7/1999	3	Baylor	La Porte, TX	D3-22
24	Bishop, Cole	S	6-2	206	10/24/2002	R	Utah	Peachtree City, GA	D2-24
79	Brown, Spencer	T	6-8	311	2/28/1998	4	Northern Iowa	Lenox, IA	D3-21
90	Carter, DeWayne	DT	6-2	302	12/10/2000	R	Duke	Pickerington, OH	D3-24
29	Codrington, Brandon	CB/RET	5-9	185	11/17/2000	R	NC Central	Raleigh, NC	T-24 (NJY)
0	Coleman, Keon	WR	6-3	213	5/17/2003	R	Florida State	Opelousas, LA	D2-24
4	Cook, James	RB	5-11	190	9/25/1999	3	Georgia	Miami, FL	D2-22
22	Davis, Ray	RB	5-8	211	11/20/1999	R	Kentucky	Blairstown, NJ	D4-24
73	Dawkins, Dion	T	6-5	320	4/26/1994	8	Temple	Rahway, NJ	D2b-17
31	Douglas, Rasul	CB	6-2	209	8/29/1994	8	West Virginia	East Orange, NJ	TR-23 (GB)
76	Edwards, David	G	6-6	308	3/20/1997	6	Wisconsin	Downers Grove, IL	FA-23
21	Edwards, Mike	S	5-10	205	5/18/1996	6	Kentucky	Cincinnati, OH	FA-24
5	Elam, Kaiir	CB	6-2	200	5/5/2001	3	Florida	Riviera Beach, FL	D1-22
57	Epenesa, A.J.	DE	6-6	260	9/15/1998	5	Iowa	Edwardsville, IL	D2-20
69	Ferguson, Reid	LS	6-2	235	3/24/1994	8	LSU	Buford, GA	FA-16
41	Gilliam, Reggie	FB	6-0	244	8/20/1997	5	Toledo	Galloway, OH	UDFA-20
68	Grable, Tylan	T	6-5	313	10/4/1999	R	Central Florida	Gordon, GA	D6-24
3	Hamlin, Damar	S	6-0	200	3/24/1998	4	Pittsburgh	McKees Rock, PA	D6b-21
13	Hollins, Mack	WR	6-4	221	9/16/1993	8	North Carolina	Rockville, MD	FA-24
46	Ingram, Ja'Marcus	CB	6-2	190	9/2/1997	1	Buffalo	Dallas, TX	UDFA-22
98	Johnson, Austin	DT	6-4	314	5/8/1994	9	Penn State	Richland, NJ	FA-24
7	Johnson, Taron	CB	5-11	192	7/27/1996	7	Weber State	Sacramento, CA	D4-18
26	Johnson, Ty	RB	5-10	210	9/17/1997	5	Maryland	Cumberland, MD	FA-23
92	Jones, DaQuan	DT	6-4	320	12/27/1991	11	Penn State	Johnson City, NY	FA-22
86	Kincaid, Dalton	TE	6-3	246	10/18/1999	2	Utah	Las Vegas, NV	D1-23
88	Knox, Dawson	TE	6-4	254	11/14/1996	6	Mississippi	Brentwood, TN	D3b-19
39	Lewis, Cam	DB	5-9	183	4/13/1997	5	Buffalo	Detroit, MI	UDFA-19
8	Martin, Sam	P	6-1	211	2/27/1990	12	Appalachian State	Fayetteville, GA	FA-22
66	McGovern, Connor	G	6-6	318	11/3/1997	6	Penn State	Larksville, PA	FA-23
40	Miller, Von	LB	6-3	250	3/26/1989	14	Texas A&M	Desoto, TX	FA-22
85	Morris, Quintin	TE	6-2	252	1/21/1999	3	Bowling Green	Bowling Green, TX	UDFA-21
32	Morrow, Nicholas	LB	6-0	225	7/10/1995	7	Greenville	Huntsville, AL	FA-24
91	Oliver, Ed	DT	6-1	287	12/12/1997	6	Houston	Houston, TX	D1-19
9	Rapp, Taylor	S	6-0	208	12/22/1997	6	Washington	Bellingham, WA	FA-23
50	Rousseau, Greg	DE	6-6	266	4/5/2000	4	Miami (FL)	Hialeah, FL	D1-21
1	Samuel, Curtis	WR	5-11	195	8/11/1996	8	Ohio State	Brooklyn, NY	FA-24
10	Shakir, Khalil	WR	6-0	190	2/3/2000	3	Boise State	Murrieta, CA	FA-22
94	Smoot, Dawuane	DE	6-3	275	3/2/1995	8	Illinois	Groveport, OH	FA-24
56	Solomon, Javon	DE	6-1	246	1/17/2001	R	Troy	Tallahassee, FL	D5-24
54	Spector, Baylon	LB	6-0	233	10/20/1998	3	Clemson	Calhoun, GA	D7-22
99	Toohill, Casey	DE	6-5	250	8/21/1996	5	Stanford	San Diego, CA	FA-24
64	Torrence, O'Cyrus	G	6-5	330	1/20/2000	2	Florida	Greensburg, LA	D2-23
11	Trubisky, Mitchell	QB	6-2	220	8/20/1994	8	North Carolina	Mentor, OH	FA-24
48	Ulofoshio, Edefuan	LB	6-0	239	1/23/2000	R	Washington	Las Vegas, NV	D5-24
15	Valdes-Scantling, Marquez	WR	6-4	206	10/10/1994	7	South Florida	St. Petersburg, FL	FA-24
74	Van Demark, Ryan	T	6-6	307	3/22/1998	2	Connecticut	Princeton, NJ	FA-22
62	Van Pran-Granger, Sedrick	C/G	6-4	315	10/23/2001	R	Georgia	New Orleans, LA	D5-24
42	Williams, Dorian	LB	6-1	228	6/28/2001	2	Tulane	Indian Land, SC	D3-23
Reserve/PUP									
72	Doyle, Tommy	T	6-8	320	5/6/1998	4	Miami (OH)	Edina, MN	D5-21
Injured Reserve									
6	Buechele, Shane	QB	6-0	210	1/8/1998	1	SMU	Arlington, TX	FA-23
67	Clayton, Travis	T	6-7	303	2/17/2001	R		Basingstoke, UK	D7-24
37	Evans, Darrynton	RB	5-10	203	7/9/1998	4	Appalachian State	New Smyrna Beach, FL	FA-24
58	Milano, Matt	LB	6-0	223	7/28/1994	8	Boston College	Orlando, FL	D5a-17
Practice Squad									
51	Ankou, Eli	DT	6-3	325	6/8/1994	6	UCLA	Orleans, ONT, Canada	FA-23
36	Cine, Lewis	S	6-2	208	10/5/1999	3	Georgia	Cedar Hill, TX	FA-24
77	Clapp, Will	C/G	6-5	311	12/10/1995	7	LSU	San Antonio, LA	FA-24
96	Cline, Kameron	DE	6-4	275	2/19/1998	1	South Dakota	San Diego, CA	W-23 (IND)
33	Couch, Te' Cory	CB	5-10	185	9/6/1999	R	Miami (FL)	Hollywood, FL	UDFA-24
84	Davidson, Zach	TE	6-7	251	7/15/1998	2	Central Missouri	Webb City, MO	FA-22
53	Deen, Branson	DT	6-1	298	2/12/2000	R	Miami (FL)	Indianapolis, IN	UDFA-24
65	Edwards, Mike	G	6-5	363	11/10/1998	R	Campbell	Fayetteville, NC	UDFA-24
20	Gore Jr., Frank	RB	5-8	201	3/13/2002	R	Southern Miss	Miami, FL	UDFA-24
75	Gouraight, Richard	T	6-5	306	10/15/1998	1	Florida	Tampa, FL	UDFA-23
19	Hamler, K.J.	WR	5-9	178	7/8/1999	4	Penn State	Pontiac, MI	FA-24
25	Hardy, Daequan	CB	5-9	179	6/13/2001	R	Penn State	Pittsburgh, PA	D6-24
27	Jackson, Kareem	S	5-10	183	4/10/1988	15	Alabama	Macon, GA	FA-24
59	Jonathan, Kingsley	DE	6-4	260	4/28/1998	3	Syracuse	Baltimore, MD	FA-22
80	Shavers, Tyrell	WR	6-4	211	8/18/1999	1	San Diego State	Lewisville, TX	UDFA-23
89	Virgil, Jalen	WR	6-1	210	7/13/1998	3	Appalachian State	Lawrenceville, GA	FA-24
14	White, Mike	QB	6-5	216	3/25/1995	6	Western Kentucky	Fort Lauderdale, FA	FA-24



NUMERICAL ROSTER

NO.	NAME	POS	HT	WT	AGE	EXP	COLLEGE	HOMETOWN	HOW ACO.
0	Keon Coleman	WR	6-3	213	21	R	Florida State	Opelousas, LA	D2-24
1	Curtis Samuel	WR	5-11	195	28	8	Ohio State	Brooklyn, NY	FA-24
2	Tyler Bass	K	5-10	183	27	5	Georgia Southern	Columbia, SC	D6-20
3	Damar Hamlin	S	6-0	200	26	4	Pittsburgh	McKees Rocks, PA	D6-21
4	James Cook	RB	5-11	190	25	3	Georgia	Miami, FL	D2-22
5	Kairi Elam	CB	6-2	200	23	3	Florida	Riviera Beach, FL	D1-22
7	Taron Johnson	CB	5-11	192	28	7	Weber State	Sacramento, CA	D4-18
8	Sam Martin	P	6-1	211	34	12	Appalachian State	Fayetteville, GA	FA-22
9	Taylor Rapp	S	6-0	208	26	6	Washington	Bellingham, WA	FA-23
10	Khalil Shakir	WR	6-0	190	24	3	Boise State	Murrieta, CA	D5-22
11	Mitchell Trubisky	QB	6-2	220	30	8	North Carolina	Mentor, OH	FA-24
13	Mack Hollins	WR	6-4	221	31	9	North Carolina	Rockville, MD	FA-24
15	Marquez Valdes-Scantling	WR	6-4	206	29	7	South Florida	St. Petersburg, FL	FA-24
17	Josh Allen	QB	6-5	237	28	7	Wyoming	Firebaugh, CA	D1a-18
21	Mike Edwards	S	5-10	205	28	6	Kentucky	Cincinnati, OH	FA-24
22	Roy Davis	RB	5-8	211	24	R	Kentucky	Blairstown, NJ	D4-24
24	Cole Bishop	S	6-2	206	21	R	Utah	Peachtree City, GA	D2-24
26	Ty Johnson	RB	5-10	210	27	5	Maryland	Cumberland, MD	FA-23
29	Brandon Codrington	CB/RET	5-9	185	23	R	NC Central	Raleigh, NC	TR-24 (NYJ)
31	Rasul Douglas	CB	6-2	209	30	8	West Virginia	East Orange, NJ	TR-23 (GB)
32	Nicholas Morrow	LB	6-0	225	29	7	Greenville	Huntsville, AL	FA-24
39	Cam Lewis	DB	5-9	183	27	5	Buffalo	Buffalo, MI	UDFA-19
40	Von Miller	LB	6-3	250	35	14	Texas A&M	Desoto, TX	FA-22
41	Reggie Gilliam	FB	6-0	244	27	5	Toledo	Galloway, OH	UDFA-20
42	Dorian Williams	LB	6-1	228	23	2	Tulane	Indian Land, SC	D3-23
43	Terrel Bernard	LB	6-1	224	25	3	Baylor	La Porte, TX	D3-22
44	Joe Andreessen	LB	6-0	240	24	R	Buffalo	Lancaster, NY	UDFA-24
46	Ja'Marcus Ingram	CB	6-2	190	27	1	Buffalo	Dallas, TX	UDFA-22
47	Christian Benford	CB	6-1	205	24	3	Virginia	Randallstown, MD	D6b-22
48	Edefuan Ulofoshio	LB	6-0	239	24	R	Washington	Las Vegas, NV	D5-24
50	Greg Rousseau	DE	6-6	266	24	4	Miami	Hialeah, FL	D1-21
54	Baylon Spector	LB	6-0	233	25	3	Clemson	Calhoun, GA	D7-22
56	Jayn Solomon	DE	6-1	246	23	R	Troy	Tallahassee, FL	D5-24
57	A.J. Epenesa	DE	6-6	260	26	5	Iowa	Edwardsville, IL	D2-20
62	Sedrick Van Pran-Granger	C/G	6-4	315	22	R	Georgia	New Orleans, LA	D5-24
64	O'Cyrus Torrence	G	6-5	330	24	2	Florida	Greensburg, LA	D2-23
66	Connor McGovern	G	6-6	318	26	6	Penn State	Larksville, PA	FA-23
68	Tylan Grable	T	6-5	313	24	R	Central Florida	Gordon, GA	D6-24
69	Reid Ferguson	LS	6-2	235	30	8	LSU	Buford, GA	FA-16
70	Alec Anderson	T	6-5	305	24	2	UCLA	Fontana, CA	UDFA-22
73	Dion Dawkins	T	6-5	320	30	8	Temple	Rahway, NJ	D2b-17
74	Ryan Van Demark	T	6-6	307	26	2	Connecticut	Princeton, NJ	FA-22
76	David Edwards	G	6-6	308	27	6	Wisconsin	Downers Grove, IL	FA-23
79	Spencer Brown	T	6-8	311	26	4	Northern Iowa	Lenox, IA	D3-21
85	Quintin Morris	TE	6-2	243	25	3	Bowling Green	Fort Bend County, TX	UDFA-21
86	Dalton Kincaid	TE	6-3	246	24	2	Utah	Las Vegas, NV	D1-23
88	Dawson Knox	TE	6-4	254	27	6	Mississippi	Brentwood, TN	D3b-19
90	DeWayne Carter	DT	6-2	302	23	R	Duke	Pickerington, OH	D3-24
91	Ed Oliver	DT	6-1	287	26	6	Houston	Houston, TX	D1-19
92	DaQuan Jones	DT	6-4	320	32	11	Penn State	Johnson City, NY	FA-22
94	Dawuane Smoot	DE	6-3	275	29	8	Illinois	Groveport, OH	FA-24
98	Austin Johnson	DT	6-4	314	30	9	Penn State	Richland, NJ	FA-24
99	Casey Toohill	DE	6-5	250	28	5	Stanford	San Diego, CA	FA-24
Reserve/PUP									
72	Tommy Doyle	T	6-8	320	26	4	Miami (OH)	Edina, MN	D5-21
Injured Reserve									
6	Shane Buechele	QB	6-0	210	26	1	SMU	Arlington, TX	FA-23
37	Darrynton Evans	RB	5-10	203	26	4	Appalachian State	New Smyrna Beach, FL	FA-24
58	Matt Milano	LB	6-0	223	30	8	Boston College	Orlando, FL	D5a-17
67	Travis Clayton	T	6-7	303	23	R		Basingstoke, UK	D7-24
Practice Squad									
14	Mike White	QB	6-5	216	29	6	Western Kentucky	Fort Lauderdale, FL	FA-24
19	K.J. Hamler	WR	5-9	178	25	4	Penn State	Pontiac, MI	FA-24
20	Frank Gore Jr.	RB	5-8	201	22	R	Southern Miss	Miami, FL	UDFA-24
25	Daquan Hardy	CB	5-9	179	23	R	Penn State	Pittsburgh, PA	D6-24
27	Kareem Jackson	S	5-10	183	36	15	Alabama	Macon, GA	FA-24
33	Te'Cory Couch	CB	5-10	185	25	R	Miami (FL)	Hollywood, FL	UDFA-24
36	Lewis Cine	S	6-2	208	24	3	Georgia	Cedar Hill, TX	FA-24
51	Eli Ankou	DT	6-3	325	30	6	UCLA	Orleans, ONT, Canada	FA-23
53	Branson Deen	DT	6-1	298	24	R	Miami (FL)	Indianapolis, IN	UDFA-24
59	Kingsley Jonathán	DE	6-4	260	26	3	Syracuse	Baltimore, MD	FA-22
65	Mike Edwards	G	6-5	363	25	R	Campbell	Fayetteville, NC	UDFA-24
75	Richard Gouraige	T	6-5	306	25	1	Florida	Tampa, FL	UDFA-23
77	Will Clapp	C/G	6-5	311	28	7	LSU	New Orleans, LA	FA-24
80	Tyrell Shavers	WR	6-4	211	25	1	San Diego State	Lewisville, TX	UDFA-23
84	Zach Davidson	TE	6-7	251	26	2	Central Missouri	Webb City, MO	FA-22
89	Jalen Virgil	WR	6-1	210	26	3	Appalachian State	Lawrenceville, GA	FA-24
96	Kameron Cline	DE	6-4	275	26	1	South Dakota	San Diego, CA	W-23 (IND)



2024 PERSONNEL MOVES

- **January 22** – Signed to reserve/future contracts: CB Kyrion Brown, DE Kameron Cline, OL Richard Gouraige, WR K.J. Hamler, CB Ja'Marcus Ingram, WR Andy Isabella, OL Kevin Jarvis, TE Tre' McKitty, WR Tyrell Shavers, WR Bryan Thompson, and S Kendall Williamson.
- **January 23** – Signed to reserve/future contracts: DT Eli Ankou, RB Darrynton Evans, and QB Shane Buechele.
- **January 28** – Joe Brady named offensive coordinator.
- **January 30** – Bobby Babich named defensive coordinator.
- **February 2** – Al Holcomb named linebackers coach and Marcus West named defensive line coach.
- **February 7** – Jahmile Addae named cornerbacks coach, Ronald Curry named quarterbacks coach, and Christian Taylor named defensive quality control coach.
- **February 8** – Matt Edwards named assistant defensive line coach.
- **February 12** – DJ Mangas named offensive quality control coach.
- **February 14** – Scott Booker named senior defensive assistant/nickel coach.
- **March 4** – Agreed to terms on trade that sent OL Ryan Bates to Chicago for a 5th round pick in 2024.
- **March 6** – Signed OL David Edwards to a two-year contract. Signed P Matt Haack to a one-year contract. Released S Jordan Poyer, C Mitch Morse, DB Siran Neal, WR Deonte Harty and RB Nyheim Hines.
- **March 7** – Signed QB Mitchell Trubisky to a two-year contract.
- **March 8** – Signed S Taylor Rapp to a three-year contract. Signed TE Quintin Morris to a one-year contract.
- **March 11** – Agreed to terms on a 3-year contract with T Dion Dawkins through 2027. Agreed to terms on a 2-year contract with DB Cam Lewis. Agreed to terms on a 2-year contract with DE A.J. Epenesa.
- **March 12** – Agreed to terms on a 2-year contract with DT DaQuan Jones.
- **March 13** – Released CB Tre'Davious White.
- **March 14** – Signed WR Mack Hollins and LB Nicholas Morrow each to a one-year contract.
- **March 15** – Signed WR Curtis Samuel to a three-year contract.
- **March 18** – Signed CB Taron Johnson to a three-year contract extension through 2027.
- **March 19** – Named Pete Guelli Chief Operating Officer. Signed RB Ty Johnson to a one-year contract. Signed DE Casey Toohill to a one-year contract.
- **March 20** – Signed S Mike Edwards to a one-year contract.
- **March 22** – Signed C/G Will Clapp to a one-year contract.
- **March 28** – Signed DT Austin Johnson to a one-year contract. Signed DT DeShawn Williams to a one-year contract.
- **April 3** – Agreed to terms that sent WR Stefon Diggs, a 2024 6th round pick, and a 2025 5th round pick to Houston for a 2025 2nd round pick.
- **April 9** – Signed OL La'el Collins to a one-year contract.
- **April 25** – Traded a 1st round pick (28th overall), a 4th round pick (133rd overall) and a 7th round pick (248th overall) to Kansas City for a 1st round pick (32nd overall), a 3rd round pick (95th overall) and a 7th round pick (221st overall). Traded a 1st round pick (32nd overall) and a 6th round pick (200th overall) to Carolina for 2nd round pick (33rd overall) and a 5th round pick (141st overall).
- **April 26** – Selected WR Keon Coleman in the 2nd round (33rd overall). Selected S Cole Bishop in the 2nd round (60th overall). Selected DT DeWayne Carter in the 3rd round (95th overall).
- **April 27** – Selected RB Ray Davis in the 4th round (128th overall). Selected C/G Sedrick Van Pran-Granger in the 5th round (141st overall). Traded a 5th round pick (144th overall) to Chicago for a 4th round pick in 2025. Selected LB Edefuan Ulofoshio in the 5th round (160th overall). Traded a 5th round pick (163rd overall) to Green Bay for a 5th round pick (168th overall) and a 6th round pick (219th overall). Selected DE Javon Solomon in the 5th round (168th overall). Selected T Tylan Grable in the 6th round (204th overall). Selected CB Daequan Hardy in the 6th round (219th overall). Selected T Travis Clayton in the 7th round (221st overall).
- **April 29** – Signed WR Quintez Cephus to a one-year contract. Exercised the 5th-year option on the contract of DE Greg Rousseau.
- **May 3** – Signed LB Deion Jones, WR Chase Claypool and DE Dawuane Smoot each to a one-year contract.
- **May 9** – Signed T Travis Clayton (7th round pick) to a four-year contract.
- **May 9** – Signed the following undrafted rookie free agents: G Keaton Bills, DE Rondell Bothroyd, G Gunner Britton, P Jack Browning, CB Te'Cory Couch, DT Branson Deen, G Mike Edwards, RB Frank Gore, Jr., WR Xavier Johnson, WR Lawrence Keys III, CB Ken-H Lovely, DE David Ugwoegbu.
- **May 11** – Signed undrafted rookie free agent LB Joe Andreessen.



2024 PERSONNEL MOVES

- **May 14** – Signed WR Marquez Valdes-Scantling to a one-year contract.
- **May 16** – Signed S Dee Delaney to a one-year contract. Released WR Quintez Cephus.
- **May 31** – Signed undrafted rookie free agent DT Gable Steveson. Released P Matt Haack.
- **June 4** – Signed the following 2024 draft picks to a four-year contract: S Cole Bishop, DT DeWayne Carter, RB Ray Davis, C/G Sedrick Van Pran-Granger, LB Edefuan Ulofoshio, DE Javon Solomon, T Tylan Grable, and CB Daequan Hardy. Signed undrafted rookie free agent LB Shayne Simon. T Tommy Doyle was waived/failed physical and reverted back to the Reserve/PUP list.
- **June 12** – Signed 2nd round pick WR Keon Coleman to a four-year contract.
- **July 30** – Signed S Kareem Jackson to a one-year contract. Released LB Shayne Simon.
- **July 31** – Signed S Terrell Burgess to a one-year contract. Released P Jack Browning.
- **August 4** – Re-signed LB Shayne Simon. DE David Ugwoegbu was waived/injured.
- **August 13** – Signed WR Damiere Byrd, WR Deon Cain, and QB Ben DiNucci each to one-year contract. Placed QB Shane Buechele and WR Chase Claypool on Injured Reserve. WR Bryan Thompson was waived/injured.
- **August 20** – Signed QB Anthony Brown to a one-year contract. WR Lawrence Keys III was waived/injured.
- **August 25** – Released OL Kevin Jarvis, WR Damiere Byrd, QB Anthony Brown, CB Kyron Brown, LB Shayne Simon, LB Deion Jones and DE Rondell Bothroyd. Placed S Terrell Burgess and S Dee Delaney on Injured Reserve.
- **August 27** – Acquired CB/returner Brandon Codrington and a 2026 7th round pick from the New York Jets for a 2026 6th round pick.
- **August 27** – Released OL Keaton Bills, OL Gunner Britton, WR Deon Cain, OL Will Clapp, OL La'el Collins, TE Zach Davidson, QB Ben DiNucci, OL Mike Edwards, RB Frank Gore, Jr., OL Richard Gouraige, WR K.J. Hamler, WR Andy Isabella, WR Xavier Johnson, TE Tre' McKitty, WR Tyrell Shavers, WR Justin Shorter, DT Eli Ankou, DE Kameron Cline, CB Te'Cory Couch, DT Branson Deen, CB Daequan Hardy, S Kareem Jackson, DE Kingsley Jonathan, CB Keni-H Lovely, DT Gable Steveson, DT DeShawn Williams, S Kendall Williamson.
- **August 27** – Placed OL Travis Clayton, RB Darrynton Evans, and LB Matt Milano on Injured Reserve.
- **August 28** – Signed the following players to the practice squad: QB Mike White, RB Frank Gore, Jr., WR Deon Cain, WR K.J. Hamler, WR Tyrell Shavers, TE Zach Davidson, OL Will Clapp, OL Mike Edwards, OL Richard Gouraige, DE Kingsley Jonathan, DE Kameron Cline, DT Eli Ankou, DT Branson Deen, CB Te'Cory Couch, CB Daequan Hardy, and S Kareem Jackson.
- **August 29** – Signed WR Jalen Virgil and S Lewis Cine to the practice squad. Released WR Deon Cain from the practice squad.
- **September 6** – Signed T Spencer Brown to a four-year contract extension through 2028.
- **September 7** – Elevated DE Kameron Cline and OL Will Clapp from the practice squad for game vs. Arizona.
- **September 12** – Elevated DE Kingsley Jonathan from the practice squad for game at Miami.



2024 PARTICIPATION CHART

GAME	1	2	3	4	5	6	7	8	9	10	11	12	13	14	15	16	17			
OPPONENT	ARZ	MIA	JAX	BAL	HOU	NYJ	TEN	SEA	MIA	IND	KC	SF	LAR	DET	NE	NYJ	NE	GP	GS	IA
Josh Allen	QB	QB	QB															3	3	0
Alec Anderson	P	P	P															3	0	0
Joe Andreessen	IA	IA	P															1	0	2
Eli Ankou	PS	PS	PS															0	0	0
Tyler Bass	P	P	P															3	0	0
Christian Benford	CB	CB	CB															3	3	0
Terrel Bernard	LB	LB	IA															2	2	1
Cole Bishop	IA	P	P															2	0	1
Spencer Brown	RT	RT	RT															3	3	0
Shane Buechele	IR	IR	IR															0	0	0
DeWayne Carter	P	P	P															3	0	0
Lewis Cine	PS	PS	PS															0	0	0
Will Clapp	DNP	PS	PS															0	0	0
Travis Clayton	IR	IR	IR															0	0	0
Kameron Cline	P	PS	PS															1	0	0
Brandon Codrington	P	P	P															3	0	0
Keon Coleman	WR	WR	P															3	2	0
James Cook	RB	RB	RB															3	3	0
Te'Cory Couch	PS	PS	PS															0	0	0
Zach Davidson	PS	PS	PS															0	0	0
Ray Davis	P	P	P															3	0	0
Dion Dawkins	LT	LT	LT															3	3	0
Branson Deen	PS	PS	PS															0	0	0
Rasul Douglas	CB	CB	CB															3	3	0
Tommy Doyle	PUP	PUP	PUP															0	0	0
David Edwards	LG	LG	LG															3	3	0
Mike Edwards (S)	P	P	IA															2	0	1
Mike Edwards (OL)	PS	PS	PS															0	0	0
Kaiir Elam	P	P	P															3	0	0
A.J. Epenesa	DE	DE	DE															3	3	0
Darrynton Evans	IR	IR	IR															0	0	0
Reid Ferguson	P	P	P															3	0	0
Reggie Gilliam	P	P	P															3	0	0
Frank Gore, Jr.	PS	PS	PS															0	0	0
Richard Gougeon	PS	PS	PS															0	0	0
Tylan Grable	P	P	P															3	0	0
Damar Hamlin	S	S	S															3	3	0
K.J. Hamler	PS	PS	PS															0	0	0
Daequan Hardy	PS	PS	PS															0	0	0
Mack Hollins	P	WR	WR															3	2	0
Ja'Marcus Ingram	P	P	P															3	0	0
Kareem Jackson	PS	PS	PS															0	0	0
Austin Johnson	P	P	P															3	0	0
Taron Johnson	CB	IA	IA															1	1	2
Ty Johnson	P	P	P															3	0	0
Kingsley Jonathan	PS	P	PS															1	0	0
DaQuan Jones	DT	DT	DT															3	3	0
Dalton Kincaid	TE	TE	TE															3	3	0
Dawson Knox	TE	P	TE															3	2	0



CONTRACT STATUS

	NAME	2024	2025	2026	2027	2028	2029	2030	CONTRACT DETAILS
QB	Josh Allen						UFA		Signed 6-year contract extension in 2021
	Shane Buechele (IR)		RFA						Signed 1-year reserve/future contract in 2024
	Mitchell Trubisky			UFA					Signed 2-year contract as FA in 2024
RB	James Cook			UFA					Signed 4-year rookie contract in 2022
	Ray Davis					UFA			Signed 4-year rookie contract in 2024
	Darrynton Evans (IR)		UFA						Signed 1-year contract in 2024
	Reggie Gilliam (FB)		UFA						Signed 2-year contract extension in 2022
	Ty Johnson		UFA						Signed 1-year contract in 2024
WR	Keon Coleman					UFA			Signed 4-year rookie contract in 2024
	Mack Hollins		UFA						Signed 1-year contract as UFA in 2024
	Curtis Samuel				UFA				Signed 3-year contract as UFA in 2024
	Khalil Shakir			UFA					Signed 4-year rookie contract in 2022
TE	Marquez Valdes-Scantling		UFA						Signed 1-year contract as UFA in 2024
	Dalton Kincaid				5YO				Signed 4-year rookie contract in 2023
	Dawson Knox				UFA				Signed 4-year contract extension in 2022
	Quintin Morris		RFA						Signed 1-year contract as ERFA in 2024
	Alec Anderson		ERFA						Signed 2-year reserve/future contract in 2023
OFFENSIVE LINE	Spencer Brown						UFA		Signed 4-year contract extension in 2024
	Travis Clayton (IR)					UFA			Signed 4-year rookie contract in 2024
	Dion Dawkins					UFA			Signed 3-year contract extension in 2024
	Tommy Doyle (PUP)		UFA						Signed 4-year rookie contract in 2021
	David Edwards			UFA					Signed 2-year contract in 2024
	Tylan Grable					UFA			Signed 4-year rookie contract in 2024
	Connor McGovern			UFA					Signed 3-year contract as UFA in 2023
	O'Cyrus Torrence				UFA				Signed 4-year rookie contract in 2023
	Ryan Van Demark		ERFA						Signed 2-year reserve/future contract in 2023
	Sedrick Van Pran-Granger					UFA			Signed 4-year rookie contract in 2024
DEFENSIVE LINE	DeWayne Carter					UFA			Signed 4-year rookie contract in 2024
	A.J. Epenesa			UFA					Signed 2-year contract in 2024
	Austin Johnson		UFA						Signed 1-year contract as UFA in 2024
	DaQuan Jones			UFA					Signed 2-year contract in 2024
	Von Miller					UFA			Signed 6-year contract as UFA in 2022
	Ed Oliver					UFA			Signed 4-year contract extension in 2023
	Greg Rousseau			UFA					Signed 4-year rookie contract in 2021 (plus 5th yr)
	Dawuane Smoot		UFA						Signed 1-year contract as FA in 2024
	Javon Solomon					UFA			Signed 4-year rookie contract in 2024
	Casey Toohill		UFA						Signed 1-year contract as UFA in 2024
LB	Joe Andreessen				RFA				Signed 3-year contract as UFA in 2024
	Terrel Bernard			UFA					Signed 4-year rookie contract in 2022
	Matt Milano (IR)				UFA				Signed 2-year contract extension in 2023
	Nicholas Morrow		UFA						Signed 1-year contract as UFA in 2024
	Baylon Spector			UFA					Signed 4-year rookie contract in 2022
DEFENSIVE BACKS	Edefuan Ulofoshio					UFA			Signed 4-year rookie contract in 2024
	Dorian Williams				UFA				Signed 4-year rookie contract in 2023
	Christian Benford			UFA					Signed 4-year rookie contract in 2022
	Cole Bishop					UFA			Signed 4-year rookie contract in 2024
	Brandon Codrington				RFA				Signed 3-year contract with NYJ as UFA in 2024
	Rasul Douglas		UFA						Signed 3-year contract with GB in 2022
	Mike Edwards		UFA						Signed 1-year contract as UFA in 2024
	Kaiir Elam			5YO					Signed 4-year rookie contract in 2022
	Damar Hamlin			UFA					Signed 4-year rookie contract in 2021
	Ja'Marcus Ingram			ERFA					Signed 2-year reserve/future contract in 2024
ST	Taron Johnson					UFA			Signed 3-year contract extension in 2024
	Cam Lewis			UFA					Signed 2-year contract in 2024
	Taylor Rapp				UFA				Signed 3-year contract in 2024
	Tyler Bass					UFA			Signed 4-year contract extension in 2023
	Reid Ferguson		UFA						Signed 3-year contract extension in 2021
	Sam Martin			UFA					Signed 3-year contract in 2023

* Please note that free agent status is subject to change during the course of the season.



NFL STANDINGS

2024 NFL STANDINGS AND SCHEDULE

		W	L	T	Div	Conf	Wk 1	Wk 2	Wk 3	Wk 4	Wk 5	Wk 6	Wk 7	Wk 8	Wk 9	Wk 10	Wk 11	Wk 12	Wk 13	Wk 14	Wk 15	Wk 16	Wk 17	Wk 18
AFC EAST		3	0	0	1-0	2-0	ARI	@MIA	JAX	@BAL	@HOU	@NYJ	TEN	@SEA	MIA	@IND	KC	BYE	SF	@LAR	@DET	NE	NYJ	@NE
	Buffalo	2	1	0	1-0	2-0	@SF	TEN	NE	DEN	vs. MIN	BUF	@PIT	@NE	HOU	@ARI	IND	BYE	SEA	@MIA	@JAX	LAR	@BUF	MIA
	NY Jets	1	2	0	0-1	1-1	JAX	BUF	@SEA	TEN	@NE	BYE	@IND	ARI	@BUF	@LAR	LV	NE	@CB	NYJ	@HOU	SF	@CLE	@NYJ
	New England	1	2	0	0-1	1-1	@CIN	SEA	@NYJ	@SF	MIA	HOU	vs. JAX	NYJ	@TEN	@CHI	LAR	@MIA	IND	BYE	@BUF	LAC	BUF	
AFC NORTH		3	0	0	0-0	2-0	@ATL	@DEN	LAC	@IND	DAL	@LV	NYJ	NYG	BYE	@WSH	BAL	@CLE	@CIN	CLE	@PHI	@BAL	KC	CIN
	Pittsburgh	1	2	0	0-0	0-2	@KC	LV	@DAL	BUF	@CIN	WSH	@TB	@CLE	DEN	CIN	@PIT	@JAC	PHI	BYE	@NYG	PIT	@HOU	CLE
	Baltimore	1	2	0	0-0	1-0	DAL	@JAX	NYG	@LV	@WSH	@PHI	CIN	BAL	LAC	BYE	@NO	PIT	@DEN	@PIT	KC	@CIN	MIA	@BAL
	Cleveland	0	3	0	0-0	0-2	NE	@KC	WSH	@CAR	BAL	@NYG	@CLE	PHI	LV	@BAL	@LAC	BYE	PIT	@DAL	@TEN	CLE	DEN	@BAL
AFC SOUTH		2	1	0	1-0	1-0	IND	CHI	@MIN	JAX	BUF	@NE	@GB	IND	@NYJ	DET	@DAL	TEN	@JAX	BYE	MIA	@KC	BAL	@TEN
	Indianapolis	1	2	0	0-1	0-1	HOU	@GB	CHI	PIT	@JAX	@TEN	MIA	@HOU	BUF	@NYJ	DET	@NE	BYE	@TEN	TEN	@JAX	JAX	
	Tennessee	0	3	0	0-0	0-1	@CHI	NYJ	GB	@MIA	BYE	IND	@BUF	@DET	NE	@LAC	MIN	@HOU	@WSH	JAX	CIN	@IND	@JAX	HOU
	Jacksonville	0	3	0	0-0	0-3	@MIA	CLE	@BUF	@HOU	IND	vs. CHI	vs. NE	GB	@PHI	MIN	@DET	BYE	HOU	@TEN	NYJ	@LV	TEN	@IND
AFC WEST		3	0	0	0-0	2-0	BAL	CIN	@ATL	@LAC	NO	BYE	@SF	@LV	TB	DEN	BUF	@CAR	LV	LAC	@CLE	HOU	@PIT	@DEN
	Kansas City	2	1	0	1-0	1-1	LV	@CAR	@PIT	KC	BYE	@DEN	@ARI	NO	@CLE	TEN	CIN	@ATL	@LV	CLE	BYE	IND	DEN	@LV
	LA Chargers	1	2	0	0-0	0-1	@SEA	PIT	@NYJ	LV	LAC	@NO	CAR	@BAL	@KC	ATL	@LV	CLE	BYE	IND	DEN	@LAC	@CIN	KC
	Denver	1	2	0	0-1	1-1	@LAC	@BAL	CAR	CLE	@DEN	PIT	@LAR	KC	@CIN	BYE	@MIA	DEN	@KC	@TB	ATL	JAX	@NO	LAC
NFC EAST		2	1	0	1-0	1-1	@TB	NYG	@CIN	@ARI	CLE	@BAL	CAR	CHI	@NYG	PIT	@PHI	DAL	TEN	BYE	@NO	PHI	ATL	@DAL
	Washington	2	1	0	0-0	2-1	vs. GB	ATL	@NO	@TB	BYE	CLE	@NYG	@CIN	JAX	@DAL	WSH	@LAR	@BAL	CAR	PIT	@WSH	DAL	NYG
	Philadelphia	1	2	0	0-0	0-1	@CLE	NO	BAL	@NYG	@PIT	DET	BYE	@SF	@ATL	PHI	HOU	@WSH	NYG	CIN	@CAR	TB	@PHI	WSH
	Dallas	1	2	0	0-1	0-2	MIN	@WSH	@CLE	DAL	@SEA	CIN	PHI	@PIT	WSH	vs. CAR	BYE	TB	@DAL	NO	BAL	@ATL	IND	@PHI
NFC NORTH		3	0	0	0-0	2-0	@NYG	SF	HOU	@GB	vs. NYJ	BYE	DET	@LAR	IND	@JAX	@TEN	@CHI	ARI	ATL	CHI	@SEA	GB	@DET
	Minnesota	2	1	0	0-0	2-1	LAR	TB	@ARI	SEA	BYE	@DAL	@MIN	TEN	@GB	@HOU	JAX	@IND	CHI	GB	BUF	@CHI	@SF	MIN
	Detroit	2	1	0	0-0	0-1	vs. PHI	IND	@TEN	MIN	@LAR	ARI	HOU	@JAX	DET	BYE	@CHI	SF	MIA	@DET	@SEA	NO	@MIN	CHI
	Green Bay	1	2	0	0-0	0-0	TEN	@HOU	@IND	LAR	CAR	vs. JAX	BYE	@WSH	@ARI	NE	GB	MIN	@DET	@SF	@MIN	DET	SEA	@GB
NFC SOUTH		2	1	0	0-0	2-0	CAR	@DAL	PHI	@ATL	@KC	TB	DEN	@LAC	@CAR	ATL	CLE	BYE	LAR	@NYG	WSH	@GB	LV	@TB
	New Orleans	2	1	0	0-0	2-0	WSH	@DET	DEN	PHI	@ATL	@NO	BAL	ATL	@KC	SF	BYE	@NYG	@CAR	LV	@LAC	@DAL	CAR	NO
	Tampa Bay	1	2	0	0-0	1-0	PIT	@PHI	KC	NO	TB	@CAR	SEA	@TB	DAL	@NO	@DEN	BYE	LAC	@MIN	@LV	NYG	@WSH	CAR
	Atlanta	1	2	0	0-1	0-1	@NO	LAC	@LV	CIN	@CHI	ATL	@WSH	@DEN	NO	vs. NYG	BYE	KC	TB	@PHI	DAL	ARI	@TB	@ATL
NFC WEST		3	0	0	0-0	0-0	DEN	@NE	MIA	@DET	NYG	SF	@ATL	BUF	LAR	BYE	@SF	ARI	@NYJ	@ARI	GB	MIN	@CHI	@LAR
	Seattle	1	2	0	1-0	1-1	@BUF	LAR	DET	WSH	@SF	@GB	JAC	CHI	NYJ	BYE	@SEA	@MIN	SEA	NE	@CAR	LAR	SF	
	Arizona	1	2	0	1-1	1-2	@DET	@ARI	SF	@CHI	GB	BYE	LV	MIN	@SEA	MIA	@NE	PHI	@NO	BUF	@SF	@NYJ	ARI	SEA
	LA Rams	1	2	0	0-1	0-2	NYJ	@MIN	@LAR	NE	ARI	@SEA	KC	DAL	BYE	@TB	SEA	@GB	@BUF	CHI	LAR	@MIA	DET	@ARI
	San Francisco	1	2	0	0-1	0-2																		

d - clinched division title, p - clinched playoff berth, e - eliminated from playoff contention

MON WED THURS FRI SAT SUN TUE vs. = international game



NEW HIGHMARK STADIUM




FIRST-AND-10

THE BUFFALO BILLS broke ground on the New Highmark Stadium on June 5, 2023. In front of a crowd of approximately 500 people, Bills Owner/CEO Terry Pegula was joined by team, league, county and state officials to commemorate the occasion.

“Ralph, we’re moving across the street. We’re going to build a stadium here, and we’re going to tear down a stadium over there that’s full of memories. So, we need to fill this stadium with more memories and continue our legacy. We should remember the past, but embrace the building of our future,” Pegula remarked in his comments.

SHOUTOUTS

- The Buffalo Bills will have a new home for the start of the 2026 NFL season.
- The state-of-the-art open-air stadium, will be built on a 242-acre site, and will cover approximately 1.35 million square feet. It marks the biggest project ever built in Western New York. The construction of a 75,000-square-foot ancillary building and demolition of the current stadium are also part of the site’s related development.
- The joint venture team of Gilbane | Turner, in association with 34 Group and Arc Building Partners, was selected by the Buffalo Bills to provide construction management services for the New Highmark Stadium. The full project team also includes the project management firm, Legends Project Development, and Populous as the designer.
- The stadium’s capacity will be a approximately 60,000 seats in addition to standing room. Premium areas will include suites, loge seats, clubs, and other premium seating options. The stadium will include state-of-the-art video and scoreboards, sound system, administrative and event staff offices and lockers, broadcast facilities, locker rooms, food service kitchens and concessions, signage, sports lighting, maintenance, and storage areas, plaza, parking, and site landscaping.
- The canopy that surrounds the stadium will cover approximately 64% of seats in the stadium. The canopy is designed to mitigate wind factors and works in concert with the exterior façade to prevent swirling winds from reaching the playing field level. There will also be radiant heating in place to make fans more comfortable.
- The Bills Stadium Experience, which provides fans an opportunity to take an interactive look at the new stadium, opened in the spring of 2024.





BUFFALO BILLS

STAFF



TERRY PEGULA

OWNER/CEO

Terry Pegula rose from humble beginnings to become one of the most respected leaders in the energy industry, and one of very few owners to operate franchises in multiple professional sports.

Together with his wife Kim, Terry realized a life-long dream on October 8, 2014. The Pegulas received the unanimous approval of NFL owners to succeed Ralph C. Wilson, Jr. to become the second owners of the Buffalo Bills.

Pegula played a key role in negotiating a deal between New York State, Erie County, the NFL and the Bills on the New Highmark stadium, which officially broke ground in 2023. Pegula also was an instrumental contributor in the design of the new home of the Bills that is slated to open in 2026.

"We're going to build a stadium here, right? And we're going to tear down a stadium over there that's full of memories," Pegula said at the ground breaking ceremony. "So we need to fill this stadium with more memories and continue our legacy. We should remember the past, but embrace the building of our future."

Terry serves as CEO of the Bills and currently sits on the NFL's Health and Safety committee, Fan Engagement and Major events committee and the DEI committee. In 2016, the Pegulas were honored with the Tank Younger Award, which recognizes extraordinary contributions towards diversity in the NFL.

In 1983, Terry borrowed \$7,500 from family and friends to create East Resources Inc., an independent oil and gas exploration and production company operating in the Appalachian Basin.

Over the next 27 years, Terry built East into one of the largest privately held companies in the United States. In July of 2010, Royal Dutch Shell purchased the assets of East Resources Inc. In 2012, Terry formed JKLM Energy.

JKLM is staffed with many former East Resources employees and takes pride in contributing to U.S. energy independence by producing Pennsylvania natural gas, elevating the state into one of the top producing regions in the world.

Upon the sale of East Resources assets, Terry focused his attention on his love of sports. In September of 2010, the Pegulas announced a gift of \$102 million to construct Pegula Ice Arena, paving the way for Division I hockey at Penn State and the Big 10 to form an NCAA conference.

On February 22, 2011, Terry and Kim purchased the NHL's Buffalo Sabres and their sports ownership extends to the NLL Buffalo Bandits and Rochester Knighthawks and the AHL Rochester Americans.

The Pegulas opened LECOM Harborcenter in 2014. The \$200 million dollar complex, next door to the Sabres' KeyBank Center, includes two hockey rinks, training facilities and a full-service Marriott Hotel.

The complex brought new business opportunities to Buffalo, including multi-year agreements to host the NHL Combine. Buffalo also hosted the 2016 NHL Draft, 2018 World Junior Championships, and the 2019 Frozen Four NCAA Men's Hockey Tournament.

During the COVID-19 pandemic, the Pegulas donated \$1.2 million to various relief efforts in Western New York.

In addition to helping manage the family's sports operations, Terry runs JKLM Energy in Pittsburgh, and his family's business operations in Boca Raton, Florida.

PERSONAL

Born on March 27, 1951 in Carbondale, PA, Terry is a 1969 graduate of Scranton Preparatory School. He entered Penn State University as a math major and was accepted into the Petroleum and Natural Gas Engineering Program.

He went on to graduate with a Bachelor of Science degree in 1973 and landed his first job with Getty Oil Co. in Victoria, TX. He later joined Felmont Oil Co. as an Area Engineer, a decision that brought him to Olean, NY in 1975.

Terry and Kim have five children: Michael, Laura, Jessica, Kelly and Matthew. Jessica competes on the Women's Tennis Association Tour and was a member of the 2021 US Olympic squad.

THE STAMPEDE

Favorite team growing up: Detroit Tigers

Favorite musical artist: George Strait and Merle Haggard

Favorite movie: Planes, Trains and Automobiles

First job: Drove a road watering truck in the mines in Carbondale - a 1949 Brockway tractor trailer with no doors or windows

Favorite hobbies: Astronomy, model trains, bird watching, rocks and minerals

Favorite book: Brave New World



KIM PEGULA

OWNER

Kim Pegula is the owner of both the Buffalo Bills and Buffalo Sabres.

She became the first female president of both an NHL and NFL team.

Kim has served on the NFL's Super Bowl and Major Events Advisory Committee, Business Ventures Committee, and NFL Foundation Committee. She has also been a member of both the NFL's Workplace Diversity Committee and the NHL's Executive Inclusion Council.

She has served as a keynote speaker at the NFL's Annual Quarterback Coaching Summit, an event to build the coaching and personnel development pipeline and strengthen diversity across the league. She also regularly participated in the NFL's Women's Careers in Football Forum.

On October 8, 2014, Kim and her husband Terry realized a long-time dream when they became only the second owners of the Bills. The Pegulas purchased the Sabres in 2011 and their sports ownership extends to the NLL Buffalo Bandits and Rochester Knighthawks and the AHL Rochester Americans.

Kim played a major role in helping negotiate the structure of a deal between New York State, Erie County, the National Football League and the Bills for the New Highmark stadium, which officially broke ground in 2023. She also was a key contributor in the design of the new stadium, which is slated to open in 2026.

After owning multiple professional sports teams in the same market, Kim launched Pegula Sports and Entertainment (PSE) in 2014, creating a management company that oversees the business operations across all Pegula-owned entities, including the development and operation LECOM Harborcenter in downtown Buffalo.

PSE helped bring new business opportunities to Buffalo, including multi-year agreements to host the NHL Combine. It has also hosted the 2016 NHL Draft, 2018 World Junior Championships and the 2019 Frozen Four NCAA Men's Hockey Tournament.

Pegula and PSE entities have been honored with a number of awards including Business First's Most Influential People, NYS Emmy Awards for sports content, Buffalo Best Place To Work, the Tank Younger Award for embracing diversity in the NFL, and numerous individual staff recognitions.

Kim and Terry have encouraged the growth of sports in the community. In 2010, the Pegulas gave \$102 million for the creation of the Pegula Ice Arena at Penn State. The facility allowed their hockey program to become a NCAA Division I team and the Big 10 to form an NCAA conference.

Kim supported Houghton College with a gift of \$12 million to build the Kerr-Pegula Athletic Complex allowing their athletic department to become a Division III program.

During the COVID-19 pandemic, the Pegulas donated \$1.2 million to various relief efforts in Western New York.

Pegula served on the Board of Directors of Republic Services, Inc., an industry leader in U.S. recycling and non-hazardous solid waste.

PERSONAL

Born in Seoul, South Korea on June 7, 1969, Kim was adopted at the age of 5 by Ralph and Marilyn Kerr and moved to Fairport, NY, a suburb of Rochester.

She attended nearby Houghton College and graduated in 1991 with a degree in communications. Kim began her professional career with East Resources, Inc. in 1991 and was involved with the company until its sale in 2010.

Terry and Kim have five children: Michael, Laura, Jessica, Kelly and Matthew. Jessica competes on the Women's Tennis Association Tour and was a member of the 2021 US Olympic squad.

On June 7, 2022, Kim suffered a sudden cardiac arrest which has affected her every day life and is currently undergoing long-term physical and occupational therapy.

THE STAMPEDE

Favorite sports memory as a fan: Bills comeback win vs. Houston in 1993

First job: Working as a hostess at McDonald's

Favorite hobby: Baking

Favorite musical artist: Whitney Houston

Favorite movie: Grease

Favorite vacation spot: Italy



PETE GUELLI

CHIEF OPERATING OFFICER

Pete Guelli was named Chief Operating Officer of both the Buffalo Bills and Sabres on March 19, 2024.

In his role as COO, Guelli oversees the business operations of both teams.

"It was hard not to be impressed with the experience and overall business acumen of Pete Guelli," said Terry Pegula upon his hiring. "The New York market is the largest in our country and highly competitive and he did an outstanding job on all levels of their business operation."

"His work in helping turn around the Charlotte Hornets franchise in the NBA was remarkable. He is a proven leader with tremendous skills and experience in the sports business landscape. With the upcoming changes on the way in both team's venues, we are happy to have Pete to help lead our teams."

Guelli, 59, returned to Buffalo after a five-year tenure as the Chief Business Officer of the New York Giants. He joined the Giants in 2019 and was recruited to modernize the team's business model and operations.

During his tenure with the Giants, he restructured key business functions, established a business intelligence and analytics department, built out the team's digital capabilities, launched team branding initiatives, implemented a new customer service function, and extended the teams partnership with Ticketmaster.

Guelli also led efforts to sign Eli Manning to a comprehensive role within the organization. He is also currently serving on the NFL team presidents business optimization committee.

Prior to joining the Giants in 2019, Guelli served as the Chief Operating Officer of the Charlotte Hornets after originally joining the franchise as EVP, Chief Marketing and Sales officer in 2009.

In Charlotte, he led the transition of team ownership to Michael Jordan when Jordan became the first former player to become majority owner of an NBA team. He spearheaded the organizations transition from the Bobcats back to the historic Hornets brand in 2014.

He also led the efforts to secure a new television rights deal, oversaw the launch of the teams G League team, led the team's participation in the NBA Global Games in China, expanded the team's relationship with Live Nation, and managed the renovation of the Spectrum Center and directed a successful bid to host the NBA All-Star game in 2019.

Guelli also served as the President of the Hornets Foundation focused on community investment in Charlotte.

"It's a surreal moment," Guelli said upon his hiring. "I think from the minute I left, there was always a little bit of me that wanted to come back."

"You just never expect things are going to work out like this, but it's almost like a gravitational pull in some ways, when you come from the area and take a lot of pride in growing up there and representing your hometown teams."

Guelli is in his second tenure with the Bills as he served as the team's Senior Vice President of Business Ventures from 1998-2009. He was initially hired to oversee the team's expansion into the Rochester market including the movement of training camp from Fredonia College to St. John Fisher.

PERSONAL

A native of Rochester, NY, and a graduate of Aquinas High School and SUNY Brockport, he and wife, Patty, have two sons, Gunner and Grayson. He and his wife resides in Orchard Park, NY.

THE STAMPEDE

Favorite athlete growing up: Reggie Jackson

First job: Flipped burgers at McDonald's

Favorite vacation spot: St. John

Favorite golf course: Grove XXIII

Favorite class in college: Political philosophy

Favorite movie: Braveheart

First car: A used Dodge Diplomat with 120,000 miles



BRANDON BEANE

GENERAL MANAGER

Brandon Beane was named General Manager of the Bills on May 9, 2017. In his first seven seasons in Buffalo, Beane has helped build a roster and establish a culture that has produced six playoff appearances, including four consecutive AFC East division championships from 2020-2023.

“Our goal is sustained success.” It was a phrase said in Beane’s inaugural press conference in Buffalo in 2017 and several times afterwards. The results have followed. In addition to four consecutive division titles, the Bills joined the Chiefs as the only two teams in the NFL to win 10+ games and earn a playoff berth each year from 2019-23.

While earning a playoff berth in his first season in 2017, Beane also engineered several trades that resulted in the Bills selecting two future Pro Bowlers in QB Josh Allen (7th overall) and LB Tremaine Edmunds (16th overall) in the 2018 draft while maintaining all their 2019 draft capital. Along the way, he stabilized the team’s salary cap status.

Allen has become the team’s franchise quarterback, earned multiple Pro Bowl berths and was rewarded with a long-term extension in 2021.

In 2020, the Bills earned their first AFC East title and their first playoff win since 1995. Along the way, Beane earned NFL Executive of the Year honors from the Sporting News, PFWA and Pro Football Focus, becoming the first Bills executive to earn that honor since Bill Polian in 1991.

In 2021, Beane was named the NFL’s Jack Horrigan Award winner by the PFWA which is given annually to the league or club official who best assists the media in their coverage.

Beane joined the Bills after a 19-year stint with the Carolina Panthers. He served as the Panthers assistant general manager from 2015-16 and played a vital role in constructing their draft boards from 2012-17. He also evaluated pro and college players and worked closely with the football operations staff on the negotiation of player contracts.

Throughout Beane’s time in Carolina, the Panthers won five NFC South division titles and two NFC conference championships. In 2012, Beane was named the Panthers interim general manager—holding the role for the final 10 games of the season (6-4 record).

While there, Beane also worked closely with Panthers defensive coordinator Sean McDermott from 2011-16.

“Brandon is a very competitive person,” said Terry Pegula. “I know he likes to win, but I also know he *hates* to lose. He’s not afraid to say what he’s thinking and if he disagrees with something he will say so, even to the owner. I love it. We have a very good relationship with open discussions, debate and a lot of communication.”

Beane began his career in 1998 with the Panthers communications department and moved on to fill various football operations/personnel roles with the Panthers organization before being named the team’s director of football operations in 2008.

PERSONAL

Off the field, Beane has ingrained himself in the Western New York community. From 2020-23, the Beane family has funded the adoption of 168 animals through Bills MuttFia, a program they began in conjunction with the SPCA for every touchdown the Bills score at a home game.

In the 2020 offseason, Brandon helped raise nearly \$100,000 for COVID-19 relief efforts with a draft day sweepstakes through the United Way. He also helped promote the Buffalo Strong initiative that benefited FeedMore WNY.

He and his wife have also made multiple visits to Oishei’s Children Hospital in Buffalo during the holidays.

A native of Stanly County, North Carolina, Beane (born July 27, 1976) was a cum laude graduate in communications studies from UNC-Wilmington in 1998.

Brandon and his wife, Hayley, have two sons, Tyson and Wes and reside in East Aurora, NY. They have two dogs, Bodie and Peanut. He enjoys golf, racquetball and basketball.

THE STAMPEDE

Favorite athletes growing up: Dominique Wilkins, John Riggins, and Dale Murphy

Favorite sports memory growing up: NC State upsetting Houston (Phi Slama Jama) in 1983

First job: At age 14, washing golf clubs at Piney Point Golf Club in Norwood, NC

Top of your bucket list: Play a round at Augusta National Golf Club

Favorite musical artist: Pearl Jam/Eddie Vedder



SEAN McDERMOTT

HEAD COACH

Sean McDermott was named head coach of the Bills on January 11, 2017. With six playoff appearances and four AFC East division titles under his belt in his first seven seasons, he methodically transformed the culture of a franchise that had not experienced a postseason berth the previous 17 years.

"Sean is a proud, Christian, determined man," said Bills owner Terry Pegula. "I remember before his interview for the head coaching job thinking about him being a two-time National Prep Wrestling Champ. I thought to myself, you wrestled, you're determined, you love what you're doing and you won. He comes to the Bills everyday and will never ask anyone, player or coach to do anything he wouldn't do."

McDermott is ranked first in team history in win percentage and ranked 2nd in wins behind Marv Levy (123). From 2020-23, the Bills captured four consecutive AFC East division titles for the first time since 1988-91. Buffalo and Kansas City are the only 2 teams in the NFL to win 10+ games and earn a playoff berth each year from 2019-23.

In 2024, McDermott was named to the NFL's Competition Committee, becoming the first Bills representative on that committee since Bill Polian (1990-93). "It's a great honor" McDermott said. "It certainly comes with a responsibility as well to grow the game and evolve the game, like many who have come before us have done so well over the years."

In 2020, the Bills won their first playoff game since 1995 as McDermott finished 2nd for the NFL's coach of the year. He was also a finalist for that honor in 2019 and 2022.

In 2017, McDermott became the third coach in Bills history to earn a playoff spot in his first season, joining Joe Collier (1966) and Wade Phillips (1998).

McDermott was hired by the Bills after 6 seasons as the defensive coordinator in Carolina, where he led a top-10 defense 4 times and helped the Panthers earn 3 division titles and a trip to Super Bowl 50.

In 2015, McDermott's defense helped lead the way to a 15-1 record and trip to Super Bowl 50. Four players – Thomas Davis, Luke Kuechly, Josh Norman and Kawann Short – earned Pro Bowl and All-Pro honors. He was The Sporting News Coordinator of the Year in 2013.

He spent his first 12 NFL seasons with Philadelphia under Andy Reid, working his way up to defensive coordinator in 2009-10. In 2009, he was named the NFL's top defensive coordinator by Pro Football Weekly.

A protege of the late Jim Johnson, the Eagles legendary defensive coordinator, McDermott served as defensive assistant/quality control coach (2001-02), assistant defensive backs coach (2003), secondary/safeties coach (2004-06), and linebackers coach (2007-08).

He joined the Eagles in 1998 as a scouting administrative coordinator before being promoted to assistant to the head coach under Reid in 1999. McDermott worked with several Pro Bowlers during his time in Philadelphia, including Hall of Fame safety Brian Dawkins.

PERSONAL

Off the field, McDermott and his family are active in the Western New York community, making multiple visits to Oishei's Children Hospital of Buffalo. They have participated in many different efforts to provide awareness for food allergies and skin cancer, including an annual food drive at Wegmans that helps food-insecure families with food allergies and special dietary needs. They also partner with Wegmans on skin cancer awareness initiatives.

A member of the LaSalle College High School Hall of Athletics, McDermott was a two-time All-Catholic League and a National Prep School Champion in 1992 and 1993 and went undefeated in 75 consecutive wrestling matches.

McDermott was an All-Atlantic 10 Conference safety at William & Mary in 1997 and graduated with a degree in finance. He was inducted into the school's Athletics Hall of Fame in 2023 and was honored with the school's Principled Achievement Award for Exemplary Leadership in 2024. He began his coaching career at W&M as a graduate assistant in 1998. McDermott and Steelers coach Mike Tomlin were teammates during their time at W&M.

Sean and his wife, Jamie, have three children. His father, Rich, was a football coach at West Chester University and Ursinus College and his brother, Tim, is the Chief Business Officer of the Philadelphia Union of the MLS. McDermott was born in Omaha, Nebraska on March 21, 1974.

THE STAMPEDE

Favorite movie: Vision Quest

Favorite athlete growing up: Brian Bosworth

Favorite musical artist: Zac Brown Band

Favorite TV show growing up: Monday Night Football

Favorite snack: Brownies and ice cream



COACHES



JOE BRADY 

OFFENSIVE COORDINATOR

7TH Year IN THE NFL

3RD Year with THE BILLS

- Named the Bills offensive coordinator on January 28, 2024. After originally joining the Bills in 2022 as the teams quarterbacks coach, Brady was named the interim offensive coordinator on November 14, 2023.
- In 2023, Josh Allen led the NFL in both total TDs (44) and offensive yards (4,830). Allen's 15 rushing TDs in 2023 was tied for the most all-time by a QB in a single season.
- Brady spent two seasons (2020-21) as Carolina's offensive coordinator. In his first season in 2022 he helped Josh Allen finish the season with 42 total TDs and 5,045 total yards of offense both good for second in the NFL.
- Worked as LSU's passing game coordinator & wide receivers coach in 2019 and helped QB Joe Burrow win the Heisman Trophy as the Tigers won the CFP national championship. Earned the Broyles Award for the best assistant coach in college football.



BOBBY BABICH 

DEFENSIVE COORDINATOR

13TH Year IN THE NFL

8TH Year with THE BILLS

- Named the defensive coordinator in 2024 after spending the 2022-23 seasons as the linebackers coach. Babich worked the previous five seasons with the Bills safeties.
- For the 2023 season, LB Terrel Bernard posted a team high 143 total tackles (most by a Bill since 2017) and was one of four players since 1982 to have recorded 6+ sacks, 3+ INTs and 3+ fumble recoveries in one season.
- In 2022, LB Matt Milano led Bills with 12.5 tackles for loss while 99 totaling 99 tackles, three interceptions and two fumble recoveries on his way to first team All-Pro recognition for the first time in his career.
- In 2021, helped safeties Jordan Poyer (first team) and Micah Hyde (second team) earn All-Pro honors. Also helped Hyde to his first Pro Bowl appearance in 2017.



MATTHEW SMILEY 

SPECIAL TEAMS COORDINATOR

12TH Year IN THE NFL

8TH Year with THE BILLS

- Named the Bills special teams coordinator in 2022 where the Bills' average drive start of 28.2 yards led the NFL and in 2023 the Bills special teams unit took home two AFC Special Teams player of the Month awards (Tyler Bass, September & Sam Martin, December/January). Martin was the first Bills punter to earn the honor since Brian Moorman in November of 2006.
- Spent his first five years in Buffalo (2017-21) as the team's assistant special teams coach.
- Has helped Bills kicker Tyler Bass accumulate 526 points in his first four NFL seasons, third-most in the NFL over that time frame.
- Worked as assistant special teams coach with Jacksonville from 2013-16.
- Graduated from Illinois in 2001, where he was a walk-on wide receiver on the football team. Served in the United States Air Force as a maintenance officer in Grand Forks, ND and was deployed to active duty four times.



JAHMILE ADDAE 

CORNERBACKS

1ST Year IN THE NFL

1ST Year with THE BILLS

- Joined the Bills in 2024 as the cornerbacks coach after spending the 17 years coaching in the collegiate ranks.
- Spent the 2022-23 seasons at Miami serving as the secondaries coach, in his two years for the Hurricanes, his defensive backs totaled 25 interceptions.
- At Georgia in 2021 the Bulldogs were No. 1 in scoring defense, No. 1 in red zone defense and No. 2 in total defense.
- At West Virginia he served as the defensive secondary coach in 2019 and cornerbacks coach in 2020 where he led a passing defense that ranked first nationally in fewest passing yards allowed at 159.6 yards per game.
- Addae was a four-year starter, two-time captain and two-time All-Big East defensive back at West Virginia. He is tied for the WVU record for most pass breakups in a game (5). Finished his WVU career with 253 tackles, and 25 pass breakups, ranking fifth in program history.



SCOTT BOOKER 

NICKEL/SENIOR DEFENSIVE ASSISTANT

7TH Year IN THE NFL

1ST Year with THE BILLS

- Joined the Bills coaching staff in 2024 after spending the previous six seasons with the Titans.
- Booker spent two seasons as the defensive assistant (2018-19) for the Titans before being named safeties coach (2020-23). During his time in Tennessee, Booker helped Kevin Byard lead the team in tackles and interceptions in consecutive seasons (2021-22) and earn first team All-Pro and Pro Bowl honors in 2021.
- He served in multiple coaching capacities in the collegiate ranks at: Nebraska (2017), Notre Dame (2010-16), Western Kentucky (2009) and Kent State (2003-08).
- Was a four-year letter winner at safety for Kent State from 1999-2002.



COACHES



**ROB
BORAS**




TIGHT ENDS

21ST Year IN THE NFL

8TH Year with THE BILLS

- Joined the Bills coaching staff in 2017 after spending the previous five seasons with the Rams.
- Bills rookie TE Dalton Kincaid finished the 2023 season with 73 receptions surpassing Pete Metzgars (68 in 1993) for the most in a season by a Bills TE.
- In 2022, helped Dawson Knox earn his first career Pro Bowl honor and become the first Bills tight end to represent the team at the Pro Bowl since 1966.
- In 2021, helped Dawson Knox to a franchise-record nine regular season touchdowns by a tight end.
- As the Jaguars' tight ends coach in 2010, guided Mercedes Lewis to franchise records with 58 receptions for 700 yards and 10 touchdowns en route to the first Pro Bowl appearance by a Jaguars tight end.



**RONALD
CURRY**




QUARTERBACKS

12TH Year IN THE NFL

1ST Year with THE BILLS

- Curry was named the Bills quarterbacks coach in 2024 after spending the past eight seasons (2016-23) coaching in different offensive capacities for the New Orleans Saints.
- In 2023, Curry worked with Derek Carr who started in all 17 games and finished with 3,878 passing yards, 25 passing touchdowns, and closed out the season where he passed for 14 touchdowns in five games.
- In May 2023, Curry was the Saints representative for the NFL's Coach Accelerator program at the Spring League Meeting in Minneapolis.
- Helped Andy Dalton during the 2022 season set a career-high in completion percentage (66.7%), for 2,870 yards with 18 touchdowns, only nine interceptions and a 95.2 passer rating.
- In 2021, Curry's first season tutoring the quarterbacks, Jameis Winston ranked in the top 10 in the NFL in TD passes (14), TD percentage (8.7) and passer rating (102.8) through the first eight weeks of the season.



**JOE
DANNA**




SAFETIES

17TH Year IN THE NFL

2ND Year with THE BILLS

- Joined the Bills as the safeties coach in 2023 after spending the 2022 season as Houston's safeties coach.
- In his first season with Buffalo he helped the defense record 17 INTs and overall totaled 27 takeaways both good for fourth in the NFL.
- Spent five years (2017-21) with Jacksonville where he served multiple roles including defensive backs coach/nickles (2021), safeties (2019-20), and assistant secondary coach (2017-18).
- Worked as the New York Jets defensive backs coach during the 2015-16 seasons.
- In 2008, Danna secured his first coaching opportunity in the NFL with the Atlanta Falcons, where he served as a defensive assistant for two seasons (2008-09). Danna then spent the following two seasons (2010-11) with the Miami Dolphins as the assistant defensive backs coach before returning to Atlanta as the defensive backs coach for the 2012-14 seasons.



**AUSTIN
GUND**




**OFFENSIVE ASSISTANT/
OFFENSIVE LINE**

3RD Year IN THE NFL

3RD Year with THE BILLS

- Joined the Bills in 2022 as the fellowship/offensive quality control coach and was named offensive assistant/offensive line coach in 2023.
- In 2023 the Bills offensive line started all 17 regular season games, the first time that has happened in Buffalo since 1989.
- During his first season in Buffalo, the Bills ranked second in the NFL in both total offense (397.6 YPG) and points per game (28.4).
- Served as a graduate assistant at Wake Forest (2020-21) where he worked primarily with the offensive line.
- Prior to his time at Wake Forest, spent two seasons as the offensive line coach and director of football operations at Belhaven University. He helped transform the Blazers from an Air Raid to a Pro Style offense.
- Was a four-year starting center at the University of Richmond and served as a team captain his final three seasons.



**MATT
EDWARDS**



**ASSISTANT
DEFENSIVE LINE**

7TH Year IN THE NFL

1ST Year with THE BILLS

- Joined the Bills as the assistant defensive line coach in 2023 after spending the last two seasons with the Raiders serving as the defensive assistant and pass rush specialist. During his time with the Raiders, he helped Maxx Crosby lead the league in tackles for loss in consecutive season and earn back-to-back Pro Bowl appearances.
- Spent four seasons with the Tennessee Titans (2018-21) as the defensive assistant and assistant special teams coach.
- Began his coaching career in 2003 with the College of Wooster. Also coached for Kent State (2004-10), Miami (OH) (2011-12), Florida Atlantic (2013) and Tiffin University (2014-17).
- Played linebacker and defensive end in college for Miami (OH) and he was named a team captain for his senior season.



COACHES



CORY HARKEY 

ASSISTANT SPECIAL TEAMS

3RD Year IN THE NFL
3RD Year with THE BILLS

- Hired as the Bills assistant special teams coach in 2022 after working as the tight ends coach at Tennessee State.
- In 2023 the Bills special teams unit took home two AFC Special Teams player of the Month awards (Tyler Bass, September & Sam Martin, December/January). And in 2022 he helped the special teams unit rank first in the league in DVOA.
- At Tennessee State, coached TE Rodell Rahmaan to a team-leading 484 receiving yards and six touchdowns on 29 receptions.
- Played tight end in the NFL from 2012-16 with the St. Louis/Los Angeles Rams. Played in 64 games and caught 27 passes for 215 yards and three touchdowns.



ADAM HENRY 

WIDE RECEIVERS

14TH Year IN THE NFL
2ND Year with THE BILLS

- Joined the Bills as the wide receivers coach in 2023 where he helped Stefon Diggs to his fourth straight Pro Bowl selection and he helped Gabe Davis (7) match his career high in TD receptions.
- Served as the wide receivers coach of the University of Indiana in 2022.
- Served as Dallas' wide receivers coach from 2020-21 where he helped Ceedee Lamb and Amari Cooper to 1,000 yard receiving seasons.
- Aided in the development of Odell Beckham Jr. and Jarvis Landry at LSU (2012-14) and the Browns where they collected All-American honors and Pro-Bowl berths. Also coached Beckham with the Giants in (2016-17).
- Entered the NFL as a UDFA in 1994 with the Saints before spending 10 years at his alma mater McNeese State. He spent nine seasons (1997-05) as the wide receivers coach before being promoted to assistant head coach/offensive coordinator for 2006 before heading to the Oakland Raiders for five seasons (2007-11).



AL HOLCOMB 

LINEBACKERS

16TH Year IN THE NFL
2ND Year with THE BILLS

- Joined the Bills as the senior defensive assistant in 2023 after spending his past three seasons (2020-22) in Carolina serving various roles as asst. head coach, defensive coordinator, and defensive run game coordinator.
- In his first season in Buffalo helped Taron Johnson earn second team All-Pro honors for the first time in his career.
- Worked with Luke Kuechly during Holcombs first stint in Carolina (2013-17) and helped guide him to five consecutive pro bowls and four first team All Pro honors and the 2013 NFL Defensive Player off the year. Also helped Thomas Davis to All Pro honors in 2015 and four 100 tackles seasons with Holcomb.
- Worked as a defensive assistant with the New York Giants (2009-12), helping the Giants win Super Bowl XLVI.
- Prior to working in the NFL, Holcomb spent 14 seasons as an asst. coach on the college level at Lafayette (2006-08), Kutztown (2004-05), Bloomsburg (1998-2003), Colby (1997), and Temple (1995-96).



AARON KROMER 

OFFENSIVE LINE

23RD Year IN THE NFL
5TH Year with THE BILLS

- Re-joined the Bills in 2022 as the team's offensive line coach, a role he previously held from 2015-16.
- In 2023 the Bills offensive line that started Week 1 started all 17 regular season games, the first time that has happened in Buffalo since 1989.
- Kromer has helped 15 players reach the Pro Bowl during his coaching career, including Mitch Morse (2022) the first of his career and in 2023 he helped guide Dion Dawkins to his third Pro Bowl selection.
- Spent four seasons working for the Rams (2017-20) as the team's running game coordinator/offensive line coach. In 2019, helped lead the Rams to an NFC Championship and Super Bowl LIII appearance.
- While with the Bills in 2015-16, led a line that paved the way for the league's top rushing attack. The Bills led the NFL in rushing in 2015 with 152.0 rushing YPG and again in 2016 with 164.4 rushing YPG.



MARC LUBICK 

ASST. QUARTERBACKS/ GAME MANAGEMENT

16TH Year IN THE NFL
8TH Year with THE BILLS

- Now in his eighth season on the Bills coaching staff and his 16th year in the NFL. In 2022, helped Josh Allen earn Pro Bowl honors and finish the season as an MVP finalist in both 2022 and 2023.
- As the assistant wide receivers coach with the Broncos from 2015-16, coached a pair of 1,000- yard receivers (Demaryius Thomas and Emmanuel Sanders) in both seasons and won Super Bowl 50.
- Texans wide receiver Andre Johnson earned two of his seven Pro Bowl selections working with Lubick and led the NFL with 221 catches from 2012-13.
- After playing safety at Montana State University from 1996-99, spent eight years coaching in the college ranks.
- Is the son of Sonny Lubick, head coach of Colorado State from 1993-2007.



COACHES



DJ MANGAS 

OFFENSIVE QUALITY CONTROL

2ND Year IN THE NFL

2ND Year with THE BILLS

- Named the Bills offensive quality control coach in 2024 after originally joining the Bills during the 2023 season as an offensive assistant.
- Began his coaching career in 2012 as the quarterbacks coach for Haan-Sydney College.
- Mangas has also coached at Georgetown (running backs 2013), William & Mary (running backs 2014-16, offensive coordinator/quarterbacks 2017-18), LSU (offensive analyst 2019, passing game coordinator 2021), Carolina Panthers (offensive assistant 2020), UCF (defensive analyst 2022) and with the University of Buffalo (offensive coordinator/tight ends 2023).
- Helped LSU win the 2019 national championship while being a part of an offensive coaching staff that scored 50+ points seven times.
- Graduated from William & Mary in 2012, where he played wide receiver for the Tribe.



KYLE SHURMUR 

OFFENSIVE QUALITY CONTROL

3RD Year IN THE NFL

3RD Year with THE BILLS

- Joined the Bills in 2022 as a defensive quality control coach and in 2023 was named as an offensive quality control.
- In 2020, began his coaching career as a volunteer offensive quality control at Vanderbilt.
- Signed with Kansas City as an undrafted free agent in 2019, and spent time on the practice squads of the Chiefs (2019), Bengals (2020) and Washington Football Team (2021).
- Played four seasons as a quarterback at Vanderbilt from 2015-18 and finished as the school's all-time leader in touchdown passes (64) and passing yards (8,865).
- Is the son of Pat Shurmur, former head coach of the Cleveland Browns (2011-12) and NY Giants (2018-19).



KELLY SKIPPER 

RUNNING BACKS

18TH Year IN THE NFL

8TH Year with THE BILLS

- Is in his third stint as an NFL running backs coach after getting hired by the Bills in 2017.
- Skipper helped second year back James Cook earn a Pro Bowl appearance after finishing the 2023 season as one of only 2 RBs in the NFL with 1,100+ rushing yards and 425+ receiving yards. Cook finished the season ranked fourth in the NFL in rushing (1,122) and sixth in scrimmage yards (1,567).
- Oversaw the development of Devin Singletary, who finished the 2021 season with touchdowns in six consecutive games (regular and postseason).
- As the Jaguars running backs coach from 2015-16, tutored 2015 second-round draft pick T.J. Yeldon, who led AFC rookies with 740 yards.
- Served as running backs coach for the Raiders for six seasons after two years as tight ends coach.
- Played running back at Fresno State and finished his career with 2,237 rushing yards and 28 touchdowns.



CHRISTIAN TAYLOR 

DEFENSIVE QUALITY CONTROL

1ST Year IN THE NFL

1ST Year with THE BILLS

- Taylor was named the Bills defensive quality coach in 2024 after spending the last four seasons as William & Mary's offensive coordinator/running backs coach.
- In his most recent role as offensive coordinator for the Tribe, Taylor coached 4 All-Americans during his time at W&M and he won the 2023 AFCA National FCS Assistant Coach of the Year.
- During his 16 years of coaching in the college ranks, Taylor has coached at W&M (2008-09/2020-23), San Diego State (2010), Michigan (2011), San Diego (2012-13/2016-19) and Illinois Wesleyan (2014-15).
- Taylor played quarterback for the Tribe from 2002-06 and was a member of the 2004 team that advanced to the FCS Playoff semifinals.



MARCUS WEST 

DEFENSIVE LINE


3RD Year IN THE NFL

3RD Year with THE BILLS

- West was named the defensive line coach in 2024 after the Bills tallied 54 sacks which ranked fourth best in the NFL during the 2023 season.
- Originally joined Buffalo in 2022 as the team's assistant defensive line coach. Prior to the Bills, spent time in the college ranks, most recently as the assistant head coach/co-defensive coordinator/defensive line coach at UNC Charlotte from 2019-21.
- Helped the Bills defense finished 2022 ranked first in the AFC with 17.8 PPG and ranked second in the NFL with 286 points allowed.
- During his first season at Charlotte, the defensive unit set school records for sacks (36) and tackles for loss (86) and finished the season with a school-record 7 wins.
- His professional playing career spanned three leagues with one-year stints with the Indianapolis Colts (2006), Amsterdam Admirals (2007) and Hamilton Tiger-Cats (2007).



COACHES



**ALVIN
VAUGHN**



**FELLOWSHIP
COACH**

2ND Year IN THE NFL

2ND Year with THE BILLS

- Vaughn was named the Bills fellowship coach in 2023 after spending the last four seasons as Belhaven University's grad assistant (2019-21) and their defensive backs and special teams coordinator (2022).
- In his first year with the Bills Vaughn worked closely with linebackers coach Bobby Babich and aided in the development of first-year starter Terrel Bernard who posted a team high 143 total tackles (most by a Bill since 2017) and was one of four players since 1982 to have recorded 6+ sacks, 3+ INTs and 3+ fumble recoveries in one season.
- In 2022, Vaughn played a key role in developing All-USA South first-team defensive backs Phazion Locke and Corey Toliver. Cornerback TJ Hersey broke his own pass breakups single-season record with 16 under Vaughn's leadership.



**MATT
WORSWICK**



**DIRECTOR OF TEAM
ADMINISTRATION**

8TH Year IN THE NFL

8TH Year with THE BILLS

- Worswick is in his eighth season with the Bills and his third as Director of Team Administration. Worswick spent his first five years in Buffalo as the assistant to the head coach.
- Since arriving in Buffalo, Worswick has played an integral role in building a culture that has resulted in six playoff berths (2017, 2019-23), four division titles (2020-23) and a trip to the AFC Championship (2020).
- Worswick has assisted Head Coach Sean McDermott in the management of the coaching staff and assisted both the defense and special teams units.
- Was the football operations assistant for Carolina during the 2016 season helping to coordinate all aspects of the coaching and personnel needs.
- Worked as an intern during the 2014 and 2015 seasons for the Panthers in the equipment and football operations departments.



PLAYER PERSONNEL



BRIAN GAINE 

ASSISTANT GM

26TH Year IN THE NFL

7TH Year with THE BILLS

- Promoted to assistant GM prior to the 2022 season. Returned to the Bills organization in 2019 after spending the 2018 season as the GM for the Houston Texans. Gaine had previously spent three seasons with Houston as the director of player personnel from 2014-16.
- Served as the vice president of player personnel for the Bills during the 2017 season.
- Prior to his time in Houston, Gaine was the Miami Dolphins assistant general manager in 2012 and 2013. He was the Dolphins director of player personnel in 2011 and served as the assistant director of player personnel from 2008-10.
- Gaine attended the University of Maine and played tight end before stints with the New York Jets, New York Giants and Kansas City Chiefs.



TERRANCE GRAY 

DIRECTOR OF PLAYER PERSONNEL

23RD Year IN THE NFL

8TH Year with THE BILLS

- Promoted to the role of director of player personnel prior to the 2022 season after spending 2021 as the assistant director of player personnel.
- Joined the Bills in 2017 after spending the last 11 seasons as a college scout with the Minnesota Vikings. He was last responsible for scouting the Southeast portion of the country.
- Worked in player development and player personnel for three years with the Kansas City Chiefs from 2003-05 before going to Minnesota. He served as the club's area scout of National Football Scouting (NFS) during the 2005 season and in preparation for the 2006 Draft. Prior to moving into scouting, Gray was the Chiefs player development coordinator and worked in player personnel from June 2003 to June 2005.



MATT BAZIRGAN 

DIRECTOR OF COLLEGE SCOUTING

21ST Year IN THE NFL

3RD Year with THE BILLS

- Joined the Bills in 2022 after spending the last four seasons with the Houston Texans as a senior personnel executive and was promoted to director of college scouting in 2024.
- Was promoted to co-assistant director of player personnel for Houston after the 2020 season after spending his first three years as the Director of Player Personnel.
- Spent 14 years with the New York Jets before making the move to the Texans prior to the 2018 season.
- Finished his time with the Jets as the director of college scouting. Also served as the director of pro personnel, assistant director of pro personnel, west coast scouting supervisor and a college scout during his time with New York. Originally started his NFL career as the college scouting assistant for the Jets in 2004.
- Attended Bates College and was a member of the football team from 1996-2000.



MALIK BOYD 

SENIOR PERSONNEL ADVISOR

22ND Year IN THE NFL

8TH Year with THE BILLS

- Promoted to the role of senior personnel advisor prior to the 2023 season.
- Joined the Bills in 2017 after spending the past 12 season with the Arizona Cardinals, most recently as the assistant director of pro scouting since 2014.
- Also held the titles of western regional scout (2014), regional scout (2008-12) and area scout (2005-07). Began his scouting career with the Indianapolis Colts in 2003.
- Named the NFC Scout of the Year in 2014 by the Fritz Pollard Alliance.
- Enjoyed a three-year NFL playing career following his days as a defensive back at Southern University. Boyd played for the Vikings from 1994-95, the Saints in 1996 and then had a stint with British Columbia in the CFL in 1997.
- Following his playing career, Boyd served as a defensive backs coach at his alma mater Smiley High School (Houston, TX) from 1999-01.



BUFFALO BILLS

PLAYERS



QB | 17

JOSH ALLEN

AGE: 28 (May 21, 1996) | HT: 6-5 | WT: 237

COLLEGE: Wyoming

NFL EXP: 7 Years

HOMETOWN: Firebaugh, CA

ACQUIRED: Draft (2018, R1)

X JoshAllenQB

IG joshallenqb

FIRST-AND-10

JOSH ALLEN is in his seventh season in Buffalo after spending three years at Wyoming (2015-17) and one year at Reedley College (2014). Allen was the seventh selection of the first round by the Bills in 2018 and signed a six-year contract extension to keep him in Buffalo through 2028.

SHOUTOUTS

- In 2023, led the NFL in both total touchdowns (44) and yards (4,830).
- Finished second in MVP voting in 2020 and was a finalist in 2022 and 2023.
- Named a second-team All Pro in 2020 and a Pro Bowler in 2020 & 2022.
- During the 2021 postseason, tallied a 149.0 passer rating--which marked the highest all-time for a player in a single playoffs (min. 50 att.).
- Was under center for the first 'perfect game' in NFL history as the Bills scored a touchdown on every drive vs. NE (1/15/22). In the effort, became the first player in NFL history with 5 passing TDs, an 80% completion percentage & and 50+ rush yards.
- In 2023, set an NFL single season record with 11 games with a passing and rushing touchdown.
- Recorded three consecutive games vs. KC with 300+ passing yards, 3+ TDs and no interceptions. Joining Drew Brees as the only players to ever do so vs. a single opponent.
- Named AFC Offensive Player of the Month in September and December during the 2020 season. Has been named AFC Offensive Player of the Week a franchise-record 12 times in his career.
- In 2020, set Bills single season franchise records for passing touchdowns (37), completions (396), 300 yard games (8), passer rating (107.2), completion percentage (69.2), passing yards (4,544) and total touchdowns (46).

IF YOU HAVEN'T HERD

FROM THE GRIDIRON TO THE GREEN

Away from the field, Allen is an avid fan of golf. Whether it's playing or attending tournaments, Allen has enjoyed some golf experiences that any golf fan would be envious of. Some of the highlights include:

- Has attended nine majors, including the Masters every year since first attending golf's premier event in 2018 (except for 2020 due to COVID).
- Is a member of Oak Hill Country Club in Rochester, NY, which is the home of the 2023 PGA Championship. Beat Bills GM Brandon Beane in a golf outing at Oak Hill prior to the start of the 2022 season.
- Has played in the AT&T Pebble Beach Pro-Am three times, pairing with PGA pro Keith Mitchell.
- Has played in the American Century Championship in Lake Tahoe three times.
- In February 2023, met his childhood idol Tiger Woods while attending the final round of the Genesis Invitational. Played in a pro-am with Tiger in the 2024 offseason.
- Paired up with Patrick Mahomes and faced Tom Brady/Aaron Rodgers in the sixth edition of The Match, which was played at Wynn Golf Club in Las Vegas, NV.
- At his house in Buffalo, he has a golf simulator in his basement.
- Is a part-owner of the local golf brand, OnCore Golf.
- Is a member of one of the premier golf clubs in Western New York: Crag Burn Golf Club.
- Participated in a nationally televised event at Augusta National put on by EA Sports to launch their new golf game. Among others, Allen was joined by Eric Church and Tony Finau in playing the new video game.

PERSONAL

The son of Joel and LaVonne Allen, Josh is the second of four children (two sisters and one brother). He earned his degree from Wyoming with a major in communications. Also played basketball and baseball at Firebaugh HS.



HUMBLE BEGINNINGS

Allen's journey to Buffalo has been no short trek. Born and raised in Firebaugh, California, Allen grew up in a farming town with a population of around 8,000 people. Allen understands the impact his career can have on others.. "I hope that they can look at my story and find a source of inspiration and just know that it is possible. And there's nobody in this world that can tell you not to do something if you have the desire to work for it." Allen hasn't forgotten his roots and invested in a pistachio tree farm with his dad.

THE STAMPEDE

Favorite book: The Mamba Mentality

Little known fact: Participated in gymnastics as a kid

Pet peeve: Sound of a vacuum

Hidden talent: Can juggle

Dream sporting event to attend: A Sabres Stanley Cup game

Favorite wing spot: Bar Bill

Favorite movie: The Man from U.N.C.L.E.

Favorite TV show: Peaky Blinders

Favorite food: Hibachi

Favorite gas station snack: Sushi

Hobbies: Golf and bird watching

Conspiracy theory he believes: Pigeons are controlled by the government and charge on power lines

Favorite musical artist: Elvis

Favorite vacation spot: The Bahamas

Bucket list item: A hole-in-one

Fun fact: Still has a baby tooth

First job: Working on the family farm

First car: His grandmother's old Tahoe with 100K miles on it

AN EMOTIONAL WIN

Josh Allen led the Bills to a 44-34 win over the Seattle Seahawks in 2020. The performance became even more meaningful after the game when Bills HC Sean McDermott told the media that Josh's grandmother, Patricia Allen, had passed away the day prior. In a post-game video released by the team, Allen emotionally tells his teammates "I love you guys. There's no place I'd rather be." Upon learning of the heartache Allen played through, Bills fans began making donations to Oishei Children's Hospital in \$17 increments. Donations exploded over the week, eventually surpassing a million dollars.

BUFFALO TRACKS

PLAYOFF OFFENSIVE YPG (ALL-TIME)

Player	Total TDs
1. Josh Allen	330.2
2. Matthew Stafford	316.3
3. Colin Kaepernick	313.5

*Min. five career playoff games

BILLS SINGLE SEASON PASSING LEADERS

Player	Season	Passing Yards
1. Josh Allen	2020	4,544
2. Josh Allen	2021	4,407
3. Drew Bledsoe	2002	4,359
4. Josh Allen	2023	4,306
5. Josh Allen	2022	4,283

FIRST 6 SEASONS, TOTAL TDs (ALL-TIME)

Player	Total TDs
1. Patrick Mahomes	231
2. Josh Allen	230
3t. Peyton Manning	225
3t. Dan Marino	225



JOSH ALLEN'S NFL REGULAR SEASON PASSING STATISTICS

DATE	TEAM	GP	GS	ATT.	CMP.	PCT.	YDS	AVG.	TD	INT.	LG	SK	LST	RATE
2018	Bills	12	11	320	169	52.8	2,074	6.5	10	12	75†	28	213	67.9
2019	Bills	16	16	461	271	58.8	3,089	6.7	20	9	53†	38	237	85.3
2020	Bills	16	16	572	396	69.2	4,544	7.9	37	10	55	26	159	107.2
2021	Bills	17	17	646	409	63.3	4,407	6.8	36	15	61	26	164	92.2
2022	Bills	16	16	567	359	63.3	4,283	7.6	35	14	98†	33	162	96.6
2023	Bills	17	17	579	385	66.5	4,306	7.4	29	18	81†	24	152	92.2
2024	Bills	3	3	72	54	75.0	634	8.8	7	0	33	2	10	133.7
TOTALS		97	96	3,217	2,043	63.5	23,337	7.3	174	78	98†	177	1,097	93.2

JOSH ALLEN'S NFL POSTSEASON PASSING STATISTICS

DATE	TEAM	GP	GS	ATT.	CMP.	PCT.	YDS	AVG.	TD	INT.	LG	SK	LST	RATE
2019	Bills	1	1	46	24	52.2	264	5.7	0	0	38	3	27	69.5
2020	Bills	3	3	120	77	64.2	817	6.8	5	1	37	8	94	94.3
2021	Bills	2	2	62	48	77.4	637	10.3	9	0	75†	2	16	149.0
2022	Bills	2	2	81	48	59.3	616	7.6	3	3	52	8	39	80.1
2023	Bills	2	2	69	47	68.1	389	5.6	4	0	34	2	14	101.7
TOTALS		10	10	378	244	64.6	2,723	7.2	21	4	75†	23	190	100.0

JOSH ALLEN'S NFL REGULAR SEASON RUSHING STATISTICS

DATE	TEAM	NO.	YDS.	AVG.	LG	TD
2018	Bills	89	631	7.1	45	8
2019	Bills	109	510	4.7	36	9
2020	Bills	102	421	4.1	24†	8
2021	Bills	122	763	6.3	34	6
2022	Bills	124	762	6.1	44	7
2023	Bills	111	524	4.7	23	15
2024	Bills	17	85	5.0	13	2
TOTALS		674	3,696	5.5	45	55

JOSH ALLEN'S NFL POSTSEASON RUSHING STATISTICS

DATE	TEAM	NO.	YDS.	AVG.	LG	TD
2019	Bills	9	92	10.2	42	0
2020	Bills	25	145	5.8	18	1
2021	Bills	17	134	7.9	26	0
2022	Bills	12	46	3.8	12	1
2023	Bills	20	146	7.3	52†	3
TOTALS		83	563	6.8	52†	5



SINGLE-GAME HIGHS: QUARTERBACK

Pass Attempts	63 at Miami Dolphins, Sep 25, 2022	Passer Rating	158.3 vs. Miami Dolphins, Oct 01, 2023
Pass Completions	42 at Miami Dolphins, Sep 25, 2022	Rush Attempts	15 at Miami Dolphins, Jan 07, 2024
Yards Passing	424 vs. Pittsburgh Steelers, Oct 09, 2022	Rushing Yards	135 at Miami Dolphins, Dec 02, 2018
TD Passes	4 vs. Jacksonville Jaguars, Sep 23, 2024	Rushing Average	15.0 at Miami Dolphins, Dec 02, 2018
Long Passes	98† vs. Pittsburgh Steelers, Oct 09, 2022	Longest Runs	45 vs. Jacksonville Jaguars, Nov 25, 2018
Completion Percentage	84.0 vs. Miami Dolphins, Oct 01, 2023	Rushing TDs	2 vs. Arizona Cardinals, Sep 08, 2024

2024 GAME-BY-GAME REGULAR-SEASON STATISTICS (BILLS)

DATE	OPPONENT	P/S	PASSING											RUSHING					SCORE
			ATT	CMP	YDS	PCT	Y/A	Y/C	TD	INT	LG	SK/YD	RATE	ATT	YDS	LG	TD	W/L	
09/08	Cardinals	S	23	18	232	78.3	10.1	12.9	2	0	28	2/10	137.7	9	39	9	2	W	34-28
09/12	at Dolphins	S	19	13	139	68.4	7.3	10.7	1	0	33	0/0	107.1	2	2	3	0	W	31-10
09/23	Jaguars	S	30	23	263	76.7	8.8	11.4	4	0	28	0/0	142.1	6	44	13	0	W	47-10
2024 TOTALS			3-3	72	54	634	75.0	8.8	11.7	7	0	33	2/10	133.7	17	85	13	2	3-0

2023 GAME-BY-GAME REGULAR-SEASON STATISTICS (BILLS)

DATE	OPPONENT	P/S	PASSING											RUSHING					SCORE
			ATT	CMP	YDS	PCT	Y/A	Y/C	TD	INT	LG	SK/YD	RATE	ATT	YDS	LG	TD	W/L	
09/11	at Jets	S	41	29	236	70.7	5.8	8.1	1	3	26	5/19	62.7	6	36	14	0	L	16-22+
09/17	Raiders	S	37	31	274	83.8	7.4	8.8	3	0	40	2/7	124.5	3	7	3	0	W	38-10
09/24	at Commanders	S	32	20	218	62.5	6.8	10.9	1	1	35†	0/0	79.9	3	46	23	1	W	37-3
10/01	Dolphins	S	25	21	320	84.0	12.8	15.2	4	0	55†	2/10	158.3	4	17	11†	1	W	48-20
10/08	Jaguars	S	40	27	359	67.5	9.0	13.3	2	1	48	0/0	102.0	4	14	7	1	L	20-25
10/15	Giants	S	30	19	169	63.3	5.6	8.9	2	1	28	0/0	86.7	2	11	6	0	W	14-9
10/22	at Patriots	S	41	27	265	65.9	6.5	9.8	2	1	28	1/7	90.0	7	17	7	1	L	25-29
10/26	Buccaneers	S	40	31	324	77.5	8.1	10.5	2	1	30	2/12	106.7	7	41	13†	1	W	24-18
11/05	at Bengals	S	38	26	258	68.4	6.8	9.9	1	1	34	1/9	85.2	8	44	11	1	L	18-24
11/13	Broncos	S	26	15	177	57.7	6.8	11.8	1	2	38	0/0	59.3	4	13	6†	1	L	22-24
11/19	Jets	S	32	20	275	62.5	8.6	13.8	3	1	81†	1/12	108.2	5	15	7	0	W	32-6
11/26	at Eagles	S	51	29	339	56.9	6.6	11.7	2	1	31	1/7	82.1	9	81	19	2	L	34-37+
12/10	at Chiefs	S	42	23	233	54.8	5.5	10.1	1	1	27	3/24	68.8	10	32	8	1	W	20-17
12/17	Cowboys	S	15	7	94	46.7	6.3	13.4	1	0	24	1/9	89.3	8	24	9	1	W	31-10
12/23	at Chargers	S	21	15	237	71.4	11.3	15.8	1	1	57†	1/7	104.7	5	15	6	2	W	24-22
12/31	Patriots	S	30	15	169	50.0	5.6	11.3	0	1	51	1/15	53.3	11	44	19	2	W	27-21
01/07	at Dolphins	S	38	30	359	78.9	9.4	12.0	2	2	46	3/14	101.6	15	67	15	0	W	21-14
2023 TOTALS			17-17	579	385	4,306	66.5	7.4	11.2	29	18	81†	24/152	92.2	111	524	23	15	11-6

+ - Overtime



2022 GAME-BY-GAME REGULAR-SEASON STATISTICS (BILLS)

DATE	OPPONENT	P/S	PASSING											RUSHING					SCORE
			ATT	CMP	YDS	PCT	Y/A	Y/C	TD	INT	LG	SK/YD	RATE	ATT	YDS	LG	TD	W/L	
09/08	at Rams	S	31	26	297	83.9	9.6	11.4	3	2	53†	2/5	112.0	10	56	13	1	W	31-10
09/19	Titans	S	38	26	317	68.4	8.3	12.2	4	0	46†	1/4	128.9	1	10	10	0	W	41-7
09/25	at Dolphins	S	63	42	400	66.7	6.3	9.5	2	0	28	4/18	94.7	8	47	19	0	L	19-21
10/02	at Ravens	S	36	19	213	52.8	5.9	11.2	1	1	23	1/12	68.4	11	70	20	1	W	23-20
10/09	Steelers	S	31	20	424	64.5	13.7	21.2	4	1	98†	0/0	134.1	5	42	21	0	W	38-3
10/16	at Chiefs	S	40	27	329	67.5	8.2	12.2	3	0	34†	1/11	117.6	12	32	16	0	W	24-20
10/30	Packers	S	25	13	218	52.0	8.7	16.8	2	2	53	2/2	75.1	6	49	20	0	W	27-17
11/06	at Jets	S	34	18	205	52.9	6.0	11.4	0	2	42	5/22	46.8	9	86	36†	2	L	17-20
11/13	Vikings	S	43	29	330	67.4	7.7	11.4	1	2	25	2/19	78.6	6	84	25	0	L	30-33+
11/20	Browns	S	27	18	197	66.7	7.3	10.9	1	0	28	2/11	100.4	3	7	6	0	W	31-23
11/24	at Lions	S	42	24	253	57.1	6.0	10.5	2	1	36	3/16	80.8	10	78	21	1	W	28-25
12/01	at Patriots	S	33	22	223	66.7	6.8	10.1	2	0	21	2/0	106.0	8	20	8	0	W	24-10
12/11	Jets	S	27	16	147	59.3	5.4	9.2	1	0	32	3/17	86.5	10	47	16	1	W	20-12
12/17	Dolphins	S	40	25	304	62.5	7.6	12.2	4	0	45	2/8	119.2	10	77	44	0	W	32-29
12/24	at Bears	S	26	15	172	57.7	6.6	11.5	2	2	24	1/0	71.3	6	41	15	1	W	35-13
01/08	Patriots	S	31	19	254	61.3	8.2	13.4	3	1	49†	2/17	106.1	9	16	7	0	W	35-23
2022 TOTALS			16-16	567	359	4,283	63.3	7.6	11.9	35	14	98†	33/162	96.6	124	762	44	7	13-3

+ - Overtime

2021 GAME-BY-GAME REGULAR-SEASON STATISTICS (BILLS)

DATE	OPPONENT	P/S	PASSING											RUSHING					SCORE
			ATT	CMP	YDS	PCT	Y/A	Y/C	TD	INT	LG	SK/YD	RATE	ATT	YDS	LG	TD	W/L	
09/12	Steelers	S	51	30	270	58.8	5.3	9.0	1	0	37	3/16	79.7	9	44	11	0	L	16-23
09/19	at Dolphins	S	33	17	179	51.5	5.4	10.5	2	1	41	1/8	75.2	5	35	15	0	W	35-0
09/26	Commanders	S	43	32	358	74.4	8.3	11.2	4	0	41	0/0	129.8	4	9	4	1	W	43-21
10/03	Texans	S	30	20	248	66.7	8.3	12.4	2	1	37	1/5	100.4	6	41	16	0	W	40-0
10/10	at Chiefs	S	26	15	315	57.7	12.1	21.0	3	0	61	0/0	139.1	11	59	22	1	W	38-20
10/18	at Titans	S	47	35	353	74.5	7.5	10.1	3	1	31	3/18	107.8	9	26	7	0	L	31-34
10/31	Dolphins	S	42	29	249	69.0	5.9	8.6	2	0	20	0/0	100.2	8	55	34	1	W	26-11
11/07	at Jaguars	S	47	31	264	66.0	5.6	8.5	0	2	28	4/35	62.7	5	50	22	0	L	6-9
11/14	at Jets	S	28	21	366	75.0	13.1	17.4	2	1	57	2/16	125.6	2	3	4	0	W	45-17
11/21	Colts	S	35	21	209	60.0	6.0	10.0	2	2	31	1/8	72.2	2	18	10	0	L	15-41
11/25	at Saints	S	28	23	260	82.1	9.3	11.3	4	2	28	2/12	115.2	8	43	10	0	W	31-6
12/06	Patriots	S	30	15	145	50.0	4.8	9.7	1	0	26	2/14	75.0	6	39	21	0	L	10-14
12/12	at Buccaneers	S	54	36	308	66.7	5.7	8.6	2	1	25	3/15	86.0	12	109	23	1	L	27-33+
12/19	Panthers	S	34	19	210	55.9	6.2	11.1	3	1	28	4/17	91.5	3	24	26	0	W	31-14
12/26	at Patriots	S	47	30	314	63.8	6.7	10.5	3	0	28	0/0	104.4	12	64	25	0	W	33-21
01/02	Falcons	S	26	11	120	42.3	4.6	10.9	0	3	15	0/0	17.0	15	81	16	2	W	29-15
01/09	Jets	S	45	24	239	53.3	5.3	10.0	2	0	28	0/0	83.5	5	63	32	0	W	27-10
2021 TOTALS			17-17	646	409	4,407	63.3	6.8	10.8	36	15	61	26/164	92.2	122	763	34	6	11-6

+ - Overtime



2020 GAME-BY-GAME REGULAR-SEASON STATISTICS (BILLS)

DATE	OPPONENT	P/S	PASSING											RUSHING					SCORE
			ATT	CMP	YDS	PCT	Y/A	Y/C	TD	INT	LG	SK/YD	RATE	ATT	YDS	LG	TD	W/L	
09/13	Jets	S	46	33	312	71.7	6.8	9.5	2	0	29	3/6	104.6	14	57	16	1	W	27-17
09/20	at Dolphins	S	35	24	415	68.6	11.9	17.3	4	0	47	1/4	146.7	4	19	16	0	W	31-28
09/27	Rams	S	33	24	311	72.7	9.4	13.0	4	1	39	4/37	128.9	4	8	6	1	W	35-32
10/04	at Raiders	S	34	24	288	70.6	8.5	12.0	2	0	49	1/14	115.8	3	-1	11†	1	W	30-23
10/13	at Titans	S	41	26	263	63.4	6.4	10.1	2	2	22†	1/10	77.6	4	18	7	0	L	16-42
10/19	Chiefs	S	27	14	122	51.9	4.5	8.7	2	1	22	0/0	73.4	8	42	13	0	L	17-26
10/25	at Jets	S	43	30	307	69.8	7.1	10.2	0	0	38	2/11	90.0	11	61	17	0	W	18-10
11/01	Patriots	S	18	11	154	61.1	8.6	14.0	0	1	41	1/5	65.5	10	23	19	1	W	24-21
11/08	Seahawks	S	38	31	415	81.6	10.9	13.4	3	0	39	7/29	138.5	7	14	7	1	W	44-34
11/15	at Cardinals	S	49	32	284	65.3	5.8	8.9	2	2	31	0/0	77.3	7	38	15	0	L	30-32
11/29	Chargers	S	24	18	157	75.0	6.5	8.7	1	1	44	2/10	88.4	9	32	11	1	W	27-17
12/07	at 49ers	S	40	32	375	80.0	9.4	11.7	4	0	35	1/7	139.1	6	11	6	0	W	34-24
12/13	Steelers	S	43	24	238	55.8	5.5	9.9	2	1	23	1/8	77.5	6	28	11	0	W	26-15
12/19	at Broncos	S	40	28	359	70.0	9.0	12.8	2	0	55	1/7	114.5	3	33	24†	2	W	48-19
12/28	at Patriots	S	36	27	320	75.0	8.9	11.9	4	0	50†	0/0	138.7	4	35	22	0	W	38-9
01/03	Dolphins	S	25	18	224	72.0	9.0	12.4	3	1	32†	1/11	122.3	2	3	4	0	W	56-26
2020 TOTALS			16-16	572	396	4,544	69.2	7.9	11.5	37	10	55	26/159	107.2	102	421	24†	8	13-3

2019 GAME-BY-GAME REGULAR-SEASON STATISTICS (BILLS)

DATE	OPPONENT	P/S	PASSING											RUSHING					SCORE
			ATT	CMP	YDS	PCT	Y/A	Y/C	TD	INT	LG	SK/YD	RATE	ATT	YDS	LG	TD	W/L	
09/08	at Jets	S	37	24	254	64.9	6.9	10.6	1	2	38†	1/12	71.2	10	38	8	1	W	17-16
09/15	at Giants	S	30	19	253	63.3	8.4	13.3	1	0	51	3/16	101.1	7	21	9	1	W	28-14
09/22	Bengals	S	36	23	243	63.9	6.8	10.6	1	1	49	1/2	81.1	9	46	11	0	W	21-17
09/29	Patriots	S	28	13	153	46.4	5.5	11.8	0	3	23	4/31	24.0	5	26	15	1	L	10-16
10/06	at Titans	S	32	23	219	71.9	6.8	9.5	2	1	46	4/15	98.3	10	27	6	0	W	14-7
10/20	Dolphins	S	26	16	202	61.5	7.8	12.6	2	0	27	2/14	111.4	4	32	15	0	W	31-21
10/27	Eagles	S	34	16	169	47.1	5.0	10.6	2	0	28†	4/14	81.6	8	45	14	0	L	13-31
11/03	Commanders	S	20	14	160	70.0	8.0	11.4	1	0	49	2/14	110.4	8	12	6	1	W	24-9
11/10	at Browns	S	41	22	266	53.7	6.5	12.1	0	0	26	1/6	73.8	6	28	12	2	L	16-19
11/17	at Dolphins	S	33	21	256	63.6	7.8	12.2	3	0	40†	0/0	117.7	7	56	36	1	W	37-20
11/24	Broncos	S	25	15	185	60.0	7.4	12.3	2	1	34†	1/5	92.9	9	56	18	0	W	20-3
11/28	at Cowboys	S	24	19	231	79.2	9.6	12.2	1	0	29	4/27	120.7	10	43	15†	1	W	26-15
12/08	Ravens	S	39	17	146	43.6	3.7	8.6	1	0	37	6/41	62.6	2	9	7	0	L	17-24
12/15	at Steelers	S	25	13	139	52.0	5.6	10.7	1	1	40	1/8	65.2	7	28	12	1	W	17-10
12/21	at Patriots	S	26	13	208	50.0	8.0	16.0	2	0	53†	4/32	102.7	7	43	16	0	L	17-24
12/29	Jets	S	5	3	5	60.0	1.0	1.7	0	0	5	0/0	64.6	0	0	0	0	L	6-13
2019 TOTALS			16-16	461	271	3,089	58.8	6.7	11.4	20	9	53†	38/237	85.3	109	510	36	9	10-6



2018 GAME-BY-GAME REGULAR-SEASON STATISTICS (BILLS)

DATE	OPPONENT	P/S	PASSING											RUSHING					SCORE	
			ATT	CMP	YDS	PCT	Y/A	Y/C	TD	INT	LG	SK/YD	RATE	ATT	YDS	LG	TD	W/L		
09/09	at Ravens	P	15	6	74	40.0	4.9	12.3	0	0	24	3/16	56.0	4	26	14	0	L	3-47	
09/16	Chargers	S	33	18	245	54.5	7.4	13.6	1	2	57	5/36	63.3	8	32	14	0	L	20-31	
09/23	at Vikings	S	22	15	196	68.2	8.9	13.1	1	0	55	3/32	111.2	10	39	10+	2	W	27-6	
09/30	at Packers	S	33	16	151	48.5	4.6	9.4	0	2	34	7/64	36.3	5	19	8	0	L	0-22	
10/07	Titans	S	19	10	82	52.6	4.3	8.2	0	1	13	1/3	42.0	4	19	14+	1	W	13-12	
10/14	at Texans	S	17	10	84	58.8	4.9	8.4	0	0	39	2/16	71.7	4	20	11	0	L	13-20	
10/21	at Colts		INACTIVE																L	5-37
10/29	Patriots		INACTIVE																L	6-25
11/04	Bears		INACTIVE																L	9-41
11/11	at Jets		INACTIVE																W	41-10
11/25	Jaguars	S	19	8	160	42.1	8.4	20.0	1	0	75+	0/0	89.8	13	99	45	1	W	24-21	
12/02	at Dolphins	S	33	18	231	54.5	7.0	12.8	2	2	38	2/14	71.7	9	135	28	0	L	17-21	
12/09	Jets	S	36	18	206	50.0	5.7	11.4	0	2	38	3/14	44.4	9	101	31	1	L	23-27	
12/16	Lions	S	26	13	204	50.0	7.8	15.7	1	0	42+	1/9	89.3	9	16	10	1	W	14-13	
12/23	at Patriots	S	41	20	217	48.8	5.3	10.9	1	2	31+	0/0	52.6	5	30	13	0	L	12-24	
12/30	Dolphins	S	26	17	224	65.4	8.6	13.2	3	1	46	1/9	114.9	9	95	35	2	W	42-17	
2018 TOTALS			12-11	320	169	2,074	52.8	6.5	12.3	10	12	75+	28/213	67.9	89	631	45	8	6-10	

2023 GAME-BY-GAME POSTSEASON STATISTICS (BILLS)

DATE	OPPONENT	P/S	PASSING											RUSHING					SCORE
			ATT	CMP	YDS	PCT	Y/A	Y/C	TD	INT	LG	SK/YD	RATE	ATT	YDS	LG	TD	W/L	
01/15	Steelers	S	30	21	203	70.0	6.8	9.7	3	0	34	2/14	121.9	8	74	52+	1	W	31-17
01/21	Chiefs	S	39	26	186	66.7	4.8	7.2	1	0	15	0/0	86.1	12	72	18	2	L	24-27
2023 TOTALS			2-2	69	47	389	68.1	5.6	8.3	4	0	34	2/14	101.7	20	146	52+	3	1-1

2022 GAME-BY-GAME POSTSEASON STATISTICS (BILLS)

DATE	OPPONENT	P/S	PASSING											RUSHING					SCORE
			ATT	CMP	YDS	PCT	Y/A	Y/C	TD	INT	LG	SK/YD	RATE	ATT	YDS	LG	TD	W/L	
01/15	Dolphins	S	39	23	352	59.0	9.0	15.3	3	2	52	7/36	93.1	4	20	12	0	W	34-31
01/22	Bengals	S	42	25	264	59.5	6.3	10.6	0	1	32	1/3	68.0	8	26	6	1	L	10-27
2022 TOTALS			2-2	81	48	616	59.3	7.6	12.8	3	3	52	8/39	80.1	12	46	12	1	1-1

2021 GAME-BY-GAME POSTSEASON STATISTICS (BILLS)

DATE	OPPONENT	P/S	PASSING											RUSHING					SCORE
			ATT	CMP	YDS	PCT	Y/A	Y/C	TD	INT	LG	SK/YD	RATE	ATT	YDS	LG	TD	W/L	
01/15	Patriots	S	25	21	308	84.0	12.3	14.7	5	0	45	0/0	157.6	6	66	26	0	W	47-17
01/23	at Chiefs	S	37	27	329	73.0	8.9	12.2	4	0	75+	2/16	136.0	11	68	14	0	L	36-42+
2021 TOTALS			2-2	62	48	637	77.4	10.3	13.3	9	0	75+	2/16	149.0	17	134	26	0	1-1

+ - Overtime

2020 GAME-BY-GAME POSTSEASON STATISTICS (BILLS)

DATE	OPPONENT	P/S	PASSING											RUSHING					SCORE
			ATT	CMP	YDS	PCT	Y/A	Y/C	TD	INT	LG	SK/YD	RATE	ATT	YDS	LG	TD	W/L	
01/09	Colts	S	35	26	324	74.3	9.3	12.5	2	0	37	2/23	121.6	11	54	16	1	W	27-24
01/16	Ravens	S	37	23	206	62.2	5.6	9.0	1	0	21	2/18	86.1	7	3	6	0	W	17-3
01/24	at Chiefs	S	48	28	287	58.3	6.0	10.3	2	1	34	4/53	80.8	7	88	18	0	L	24-38
2020 TOTALS			3-3	120	77	817	64.2	6.8	10.6	5	1	37	8/94	94.3	25	145	18	1	2-1



2019 GAME-BY-GAME POSTSEASON STATISTICS (BILLS)

DATE	OPPONENT	P/S	PASSING											RUSHING				SCORE	
			ATT	CMP	YDS	PCT	Y/A	Y/C	TD	INT	LG	SK/YD	RATE	ATT	YDS	LG	TD		W/L
01/04	at Texans	S	46	24	264	52.2	5.7	11.0	0	0	38	3/27	69.5	9	92	42	0	L	19-22+
2019 TOTALS		1-1	46	24	264	52.2	5.7	11.0	0	0	38	3/27	69.5	9	92	42	0	0-1	

+ - Overtime



G/C | 70

ALEC ANDERSON

AGE: 24 (October 3, 1999) | HT: 6-5 | WT: 304

COLLEGE: UCLA

NFL EXP: 2 Years

HOMETOWN: Rancho Cucamonga, CA ACQUIRED: UDFA (2022)

alecanderson700

FIRST-AND-10

ALEC ANDERSON signed with the Bills as an undrafted free agent in 2022 and earned a roster spot in 2023. Anderson, who started 20 games at right tackle during a four-year stint at UCLA from 2018-21, spent his rookie season on the Bills practice squad.

SHOUTOUTS

- Saw action in his first NFL game vs. Arz. (9/8/24).
- Earned a spot on the Bills 53-man roster in 2023 but was inactive for every game. Spent his rookie season of 2022 on the Bills practice squad.
- Played in 30 games (20 starts as a right tackle) during a four-year career at UCLA (2018-21).
- Started 10 games at right tackle in 2021 as he helped pave the way for the highest scoring team in the Pac-12 (36.5 points per game).
- Also helped pave the way for the Bruins to average over 200 yards per game on the ground for the second straight season (215.1) and produce a 1,000-yard rusher in Zach Charbonnet (1,137).
- In 2020, started all 7 games at right tackle as UCLA produced a rushing average of 230.6 yards per game, which ranked 2nd in the Pac-12.
- Played in 10 games, including his first three career starts, in 2019 and helped block for RB Joshua Kelley who became the 8th running back in UCLA history to record back-to-back 1,000-yard rushing seasons.
- Saw action as a reserve offensive tackle in three games as a freshman in 2018.
- Earned a spot on the Athletic Director's Honor Roll for Spring 2020 and Fall 2021.

BUFFALO TRACKS

REGULAR SEASON GAMES PLAYED/STARTED

2023 (Buf, 0/0), 2024 (Buf 3/0) ... Totals (3/0)

IF YOU HAVEN'T HERD

A PAINFUL GROWTH SPURT

Growing up playing Pop Warner football, Anderson was a quarterback and linebacker. As a 5-9, 195 pound high school freshman, he played defensive line and linebacker. It wasn't until a major growth spurt before his sophomore season that he switched to offensive line. He sprouted from 5-9 to 6-5 that year. By the time he was a senior, he weighed 305 pounds. His athleticism playing linebacker is something he credits to now playing offensive line.

ENTREPRENEURIAL SPIRIT

In high school, Anderson and his best friend, Dom Fierro, started their own moving company called "Sons For a Day." His aunt, Deedee, knew a local real estate agent and their office referred a lot of business to them.

"My father took a 10% cut because we used his truck, but I was able to save up enough money for my first Xbox and my first tattoo (Pax Romana on my right arm). We once moved a painting that was worth \$5 million."

THE STAMPEDE

Favorite vacation spot: Iceland

Post-career plans: Be a stay-at-home dad

Favorite food to consume in car: In-N-Out Burger

Favorite movie: Big Lebowski

Favorite conspiracy theory: Other forms of intelligent life

Favorite household chore: Vacuuming

Favorite offensive lineman of all-time: Jason Kelce

PERSONAL

Is the son of Anders and Chrissy Anderson. Anders was born and raised in Germany. Has one brother, Aidan, and two sisters, Alyssa and Ashtyn. His uncle, Cory Harkey, is a former UCLA tight end and the current Bills assistant special teams coach. His uncle, Mike Sweeney, played in the MLB from 1995-2010, mostly for the Royals. Hobbies include painting, off-roading and hiking. Earned a degree in history.



LB | 44

JOE ANDREESSEN

AGE: 24 (February 7, 2000) | HT: 6-0 | WT: 239

COLLEGE: Buffalo

NFL EXP: Rookie

HOMETOWN: Depew, NY

ACQUIRED: UDFA (2024)

X JoeAndreesen

IG josephandreesen

FIRST-AND-10

JOE ANDREESSEN signed with the Bills as an undrafted free agent out of Buffalo following participating in the Bills 2024 rookie minicamp on a try-out basis.

SHOUTOUTS

- Made his NFL debut vs. Jax. (9/23/24), recording two tackles (one solo).
- Split his college career between Buffalo (2023) and Bryant (2018-22).
- Started all 12 games at linebacker for the UB Bulls in 2023. Led the Bulls in tackles with 90 and tackles for loss with 12. Added a sack, two pass breakups and a forced fumble.
- Finished his career at Bryant ranking third in career tackles with 256.
- Earned All-America honors after setting a Bryant school record with 116 tackles in 2022. Ranked eight in the FCS while averaging 10.5 tackles per game.
- In 2021, was a First Team All-NEC selection. Started all 11 games and finished second on team with 80 tackles. Added eight TFLs and led the NEC with three interceptions.
- During the spring 2021 season, was named a First-Team All-NEC Selection. Posted 25.0 tackles and 7.5 TFLs. Tied the Bryant single-game record with 17.0 tackles at LIU in the season opener.

THE STAMPEDE

- Favorite TV show:** Breaking Bad
- Favorite movie:** Gladiator
- Favorite musical artist:** Kenny Chesney
- Favorite food:** Wings from Frank's Grille in Lancaster
- First car:** 2006 Red Ford Fusion, which he still drives
- Dream vacation spot:** Travel to Japan
- Hobbies:** Collecting baseball cards and anime

IF YOU HAVEN'T HERD

CONTROL WHAT'S IN YOUR POWER

Joe Andreesen was ready to take the next step in college football. He arrived at the University at Buffalo in January with high expectations for himself and for a new program, after four years of playing football at Bryant University. Then, he started training with the Bulls as they prepared for spring practices. The Lancaster graduate had to make the transition from playing at the Football Championship Subdivision level to the Football Bowl Subdivision level. He had to learn a new defense. He had to study a new playbook. He had to enroll in a master's degree program. A question persistently nagged Andreesen, who was a second-team Associated Press FCS All-American at Bryant in 2022. 'Did I make the right choice?'

"It's like you're a freshman all over again," said Andreesen, a 6-foot-1, 234-pound linebacker. "When you're a freshman, I'm sure if you ask the freshmen when they come into college football, they're like, 'I don't know if I can do this,' so it was definitely one of those moments. Like, I don't know if I can do this. There was a lot of those moments, but that's what they preach here, you keep your head down and keep moving forward."

Andreesen found answers within himself and his family, and among his new teammates. He read books on the practice of stoicism, focusing on what is in an individual's control and how to live through perseverance and gaining wisdom through experience: "How to Think Like a Roman Emperor: The Stoic Philosophy of Marcus Aurelius," by Donald J. Robertson and "How to Be a Stoic," by Massimo Pigliucci, to name two. "It's controlling what's in your power," Andreesen said of his takeaway. "Not letting outside stuff that you can't control affect how you think."

(Buffalo News, Rachel Lenzi, October 20, 2023)

PERSONAL

Last name is pronounced "an-DREE-sen". The son of Jody and Paul Andreesen. Has one brother, JD, who played baseball at Campbell and Monmouth as a catcher.



K | 2

TYLER BASS

AGE: 27 (February 14, 1997) | HT: 5-10 | WT: 183

COLLEGE: Georgia Southern NFL EXP: 5 Years

HOMETOWN: Irmo, SC ACQUIRED: Draft (2020, R6)

FIRST-AND-10

TYLER BASS signed a four year extension with the Bills in 2023, extending his stay in Buffalo through 2027. Bass was originally selected by the team in the sixth round (188th overall) of the 2020 draft. Bass was the first-ever player from GSU to be drafted by the Bills.

SHOUTOUTS

- Since entering the NFL in 2020, Bass ranks third among all NFL players with 554 points.
- Bass ranks fourth on the Bills all-time scoring list.
- Earned AFC Special Teams Player of the Month honors three times in his career (September 2023, November 2022 and October 2021).
- Is the first player in team history to score 120+ points in four seasons (141 in 2020, 135 in 2021, 129 in 2022, 121 in 2023.)
- Was 6-6 on FGs vs. Cle. (11/20/22), tying a single-game team record for FGs made. His 19 points were a single-game career high.
- Was successful on a career-best 17 consecutive FG attempts, tied for the second longest streak in Bills history.
- Scored 141 points in the 2020 season, setting a franchise record for most points in a single season (previously Steve Christie, 140 - 1998).
- Connected on a 54-yard FG in the Wild Card game vs. Ind. (1/9/21), marking the longest FG by a rookie kicker in NFL playoff history and tying Steve Christie (1993) for the longest FG in Bills' playoff history.

PERSONAL

The son of Ron and Kathy Bass. Has a younger sister, Abby. Married his wife, Ryan, in March 2024. Graduated from Georgia Southern with a degree in marketing and a double minor in finance and business management.

IF YOU HAVEN'T HERD

PLAYING FOR MORE

When asked who his inspiration is, Tyler Bass is quick to answer his grandmother.

"My grandma was actually at practice with me every day," Bass told Georgia Southern. "She also was battling breast cancer at the time but she didn't miss a practice or a game, so that gives me a lot of strength."

His grandma has been involved in his football career from the start. When Bass decided to try out for the football team in ninth grade, she brought him to tryouts. Once he made it, she would take him to practice when he couldn't drive. She would also bring snacks and meals to make sure he was performing.

She was diagnosed with breast cancer when he was a senior in high school and had to go through chemotherapy for treatment. She has never missed a game of his, home or away, even through treatment. Her battle taught him not to be afraid of any challenge in front of him.

THE STAMPEDE

Favorite athlete from another sport: Lionel Messi

Favorite musician: Drake

Hidden talent: Can draw

Bucket list item: Attend the World Cup

Favorite movie: The Dark Knight

Favorite food: Chicken alfredo

BUFFALO TRACKS

NFL SCORING LEADERS SINCE 2020

Player	Points Scored
1. Justin Tucker (BAL)	579
2. Daniel Carlson (LV)	561
3. Tyler Bass (BUF)	554
4. Younghoe Koo (ATL)	526
5. Jason Meyers (SEA)	522



TYLER BASS' NFL REGULAR SEASON KICKING STATISTICS

DATE	TEAM	GP	FGM	FGA	PCT.	LG	XP	XPA	PCT.	BLK	PTS
2020	Bills	16	28	34	82.4	58	57	59	96.6	0	141
2021	Bills	17	28	32	87.5	57	51	51	100.0	0	135
2022	Bills	16	27	31	87.1	56	48	50	96.0	2	129
2023	Bills	17	24	29	82.8	54	49	50	98.0	1	121
2024	Bills	3	5	6	83.3	43	13	14	92.9	0	28
TOTALS		69	112	132	84.8	58	218	224	97.3	3	554

TYLER BASS' NFL POSTSEASON KICKING STATISTICS

DATE	TEAM	GP	FGM	FGA	PCT.	LG	XP	XPA	PCT.	BLK	PTS
2020	Bills	3	7	9	77.8	54	5	6	83.3	0	26
2021	Bills	2	0	0	0.0	0	9	11	81.8	0	9
2022	Bills	2	3	3	100.0	39	5	5	100.0	0	14
2023	Bills	2	2	5	40.0	45	7	7	100.0	1	13
TOTALS		9	12	17	70.6	54	26	29	89.7	1	62

TYLER BASS' NFL REGULAR SEASON FIELD-GOAL ACCURACY STATISTICS

DATE	TEAM	1-19	PCT.	20-29	PCT.	30-39	PCT.	40-49	PCT.	50+	PCT.
2020	Bills	1-1	100.0	9-9	100.0	6-9	66.7	8-9	88.9	4-6	66.7
2021	Bills	0-0	0.0	15-15	100.0	7-8	87.5	4-5	80.0	2-4	50.0
2022	Bills	0-0	0.0	4-4	100.0	11-13	84.6	10-11	90.9	2-3	66.7
2023	Bills	0-0	0.0	4-4	100.0	12-13	92.3	4-6	66.7	4-6	66.7
2024	Bills	0-0	0.0	1-1	100.0	2-2	100.0	2-3	66.7	0-0	0.0
TOTALS		1-1	100.0	33-33	100.0	38-45	84.4	28-34	82.4	12-19	63.2

TYLER BASS' NFL POSTSEASON FIELD-GOAL ACCURACY STATISTICS

DATE	TEAM	1-19	PCT.	20-29	PCT.	30-39	PCT.	40-49	PCT.	50+	PCT.
2020	Bills	0-0	0.0	3-3	100.0	0-0	0.0	1-3	33.3	3-3	100.0
2021	Bills	0-0	0.0	0-0	0.0	0-0	0.0	0-0	0.0	0-0	0.0
2022	Bills	0-0	0.0	1-1	100.0	2-2	100.0	0-0	0.0	0-0	0.0
2023	Bills	0-0	0.0	1-2	50.0	0-0	0.0	1-3	33.3	0-0	0.0
TOTALS		0-0	0.0	5-6	83.3	2-2	100.0	2-6	33.3	3-3	100.0

SINGLE-GAME HIGHS: KICKER

Field Goals Made 6 vs. Cleveland Browns, Nov 20, 2022
Field Goal Attempts 8 at New York Jets, Oct 25, 2020
Longest Field Goals Made 58 at Arizona Cardinals, Nov 15, 2020
Longest Field Goal Attempts 61 vs. Seattle Seahawks, Nov 08, 2020
PATs Made 8 vs. Miami Dolphins, Jan 03, 2021
PAT Attempts 8 vs. Miami Dolphins, Jan 03, 2021

Points 19 vs. Cleveland Browns, Nov 20, 2022
Special Teams Tackles 1 vs. Denver Broncos, Nov 13, 2023
Kickoff Average 65.8 at Miami Dolphins, Sep 19, 2021
Extra Point Attempt Percentage 100.0 vs. Miami Dolphins, Oct 01, 2023
Field Goal Percentage 100.0 vs. New York Jets, Nov 19, 2023
Touchbacks 9 vs. Miami Dolphins, Jan 03, 2021

19 vs. Cleveland Browns, Nov 20, 2022
 1 vs. Denver Broncos, Nov 13, 2023
 65.8 at Miami Dolphins, Sep 19, 2021
 100.0 vs. Miami Dolphins, Oct 01, 2023
 100.0 vs. New York Jets, Nov 19, 2023
 9 vs. Miami Dolphins, Jan 03, 2021



2024 GAME-BY-GAME REGULAR-SEASON STATISTICS (BILLS)

DATE	OPPONENT		FIELD GOALS				EXTRA POINTS				PTS	W/L	SCORE
			FGM	FGA	PCT	LG	XP	XPA	PCT	BLK			
09/08	Cardinals	P	2	2	100.0	39	4	4	100.0	0	10	W	34-28
09/12	at Dolphins	P	1	2	50.0	43	4	4	100.0	0	7	W	31-10
09/23	Jaguars	P	2	2	100.0	43	5	6	83.3	1	11	W	47-10
2024 TOTALS		3	5	6	83.3	43	13	14	92.9	1	28	3-0	



CB | 47

CHRISTIAN BENFORD

AGE: 23 (September 21, 2000) | HT: 6-2 | WT: 205

COLLEGE: Villanova

NFL EXP: 3 Years

HOMETOWN: Randallstown, MD

ACQUIRED: Draft (2022, R6)



FIRST-AND-10

CHRISTIAN BENFORD was selected by the Bills in the sixth round (180th overall) in 2022. Benford became the first Villanova player to ever be drafted by the Bills.

SHOUTOUTS

- Recorded his first INT of the 2024 season at Mia. (9/12/24).
- During his second NFL season in 2023, started 14-of-15 games in the regular season and one game in the playoffs. In the regular season, compiled 54 tackles (43 solo), two interceptions, 10 passes defended, three tackles for loss, two forced fumbles and a fumble recovery.
- Forced a fumble and recovered it vs. NE (12/31/23). Tallied an INT the next week at MIA (1/7/24).
- Recorded his first INT of the 2023 season vs. DAL (12/17/23).
- During his first NFL season in 2022, started five-of-nine games played and accumulated 24 tackles, one INT and five passes defended. Tallied his first career INT vs. MIN (11/13/22). Started in his NFL debut at LAR (9/8/22).
- Finished his four-year career at Villanova, playing in 36 games and accumulating 137 tackles, 14 interceptions and 47 passes defended.
- Named a CAA Football First Team Defense selection in 2021. Earned CAA Football First Team Defense honors for the spring 2021 season. In 2019, was named a CAA Football First Team Defense selection.

PERSONAL

The son of Jewell Benford and the late Christel Perry. Has three sisters (Jewel, Aleasha & Courtney) and a brother (Sammy). Has a son, Calvin Benford. Attended Randallstown High School. In 2020 he earned CAA Commissioner's Academic Honor Roll, as well as Villanova's Athletic Director Honor Roll. Graduated with a degree in psychology, communications & sociology.

IF YOU HAVEN'T HERD

PLAYING FOR MORE

Benford grew up in Randallstown, Md., a suburb of Baltimore. During the spring 2021 season – the Wildcats season was moved from the fall because of the Covid-19 pandemic – Benford's mother, Christel, was hospitalized. Before a game against Stony Brook, Benford texted with his mom and thought she was doing well. Tragically, he found out after the game that she had suffered a medical setback and died. Loss has been a constant in Benford's life, which explains the heart tattoo on his right cheekbone. Half of it is colored in, the other half is not, signifying part of his heart being gone.

When asked how it could be that he didn't appear as a rookie to be afraid of any situation, Benford traced it back to those Maryland roots. "It's from where I grew up, the city," he said. "I'm going to be honest, when I was younger, I had confidence, but it was more so that I just wasn't afraid of anything. As I got older, I learned more about how to be more confident and continue to not be afraid."

"I continuously kept my confidence high. Regardless if you're first round, undrafted, sixth round, your confidence has to stay the same," Benford said. "My mindset (is) going to stay the same. I felt I could ball. I felt I could be the best. Regardless of the situation, my confidence always has me feeling that way." (Buffalo News, Jay Skurski, June 11, 2023)

THE STAMPEDE

Pregame ritual: Eat a Fruit Roll-Ups

Favorite food: Seafood

Favorite movie: Little Giants

Favorite TV show: Good Times

Favorite ice cream: Cookies N' Cream

Favorite musical artist: Drake

Bucket list item: Sky diving

Skill he wants to learn: How to sing

Pets: Has a dog named Faith

Favorite players growing up: Ray Lewis & Ed Reed





CHRISTIAN BENFORD

CHRISTIAN BENFORD'S NFL REGULAR SEASON DEFENSIVE STATISTICS

DATE	TEAM	GP	TACKLES										INTERCEPTIONS					FUMBLES					ST					MISC	
			GS	TK	S	A	TFL	YDS	SK	YDS	QBH	NO	YDS	LG	TD	PD	FF	FR	TD	YDS	TK	S	A	FF	FR	S	A		
2022	Bills	9	5	24	17	7	1	4	0.0	0.0	0	1	35	35	0	5	0	0	0	0	0	0	0	0	0	0	0	0	
2023	Bills	15	14	54	43	11	3	4	0.0	0.0	0	2	8	8	0	10	2	1	0	0	0	0	0	0	0	0	0		
2024	Bills	3	3	14	12	2	0	0	0.0	0.0	0	1	6	6	0	2	0	0	0	0	0	0	0	0	0	0	0		
TOTALS		27	22	92	72	20	4	8	0.0	0.0	0	4	49	35	0	17	2	1	0	0	0	0	0	0	0	0	0		

SINGLE-GAME HIGHS: DEFENSIVE

Total Tackles 9 vs. New York Giants, Oct 15, 2023
Solo Tackles 8 vs. New York Giants, Oct 15, 2023
Passes Defensed 3 vs. Minnesota Vikings, Nov 13, 2022
Forced Fumbles 1 at Kansas City Chiefs, Dec 10, 2023

Tackles For Loss 1 at New England Patriots, Oct 22, 2023
Interceptions 1 at Miami Dolphins, Sep 12, 2024
Interception Return Yards 35 vs. Minnesota Vikings, Nov 13, 2022

2024 GAME-BY-GAME REGULAR-SEASON STATISTICS (BILLS)

DATE	OPP	P/S	TACKLES										INTERCEPTIONS					FUMBLES					ST					W/L	SCORE
			TK	S	A	SK	YDS	TFL	YDS	QBH	NO	YDS	LG	TD	PD	FF	FR	TD	YDS	TK	S	A	FF	FR	S	A			
09/08	Cardinals	S	3	3	0	0.0	0.0	0	0	0	0	0	0	0	0	0	0	0	0	0	0	0	0	0	0	0	W	34-28	
09/12	at Dolphins	S	7	6	1	0.0	0.0	0	0	0	1	6	6	0	1	0	0	0	0	0	0	0	0	0	0	0	W	31-10	
09/23	Jaguars	S	4	3	1	0.0	0.0	0	0	0	0	0	0	0	1	0	0	0	0	0	0	0	0	0	0	0	W	47-10	
2024 TOTALS		3-3	14	12	2	0.0	0.0	0	0	0	1	6	6	0	2	0	0	0	0	0	0	0	0	0	0	0	3-0		

**LB | 43**

TERREL BERNARD

AGE: 25 (May 7, 1999) | HT: 6-1 | WT: 224

COLLEGE: Baylor

NFL EXP: 3 Years

HOMETOWN: La Porte, TX

ACQUIRED: Draft (2022, R3)

TerrelBernard_2

terrelbernard_2

FIRST-AND-10

TERREL BERNARD was selected by the Bills in the third round (89th overall) in 2022 after spending his collegiate career at Baylor. In his second year in Buffalo, Bernard led the Bills in total tackles with 143 and ranked 8th in the AFC.

SHOUTOUTS

- Recorded a game high 11 total tackles in the season opener vs ARI (9/8/24).
- Bernard joined Greg Lloyd 1989 (PIT), Richard Dent 1990 (CHI), Seth Joyner 1991 (PHI) as the only players since 1982 to have recorded 6+ sacks, 3+ INTs and 3+ fumble recoveries in one season.
- Finished the 2023 season with a team high 143 total tackles, the most tackles by any Bill in a season since 2017 (Preston Brown-144).
- Totaled 6.5 sacks on the season the highest by a Bills linebacker since Lorenzo Alexander had 6.5 in 2018.
- Recorded 2 sacks vs NE (12/31/23) for his 2nd career multi-sack game (had 2 at WAS 9/24/23).
- Recorded a sack at LAC (12/23/23) and finished the game with seven tackles adding a QB hit and a TFL.
- Caught his third interception of the season, picking off Jalen Hurts at PHI (11/26/23) and collected five tackles raising his season total to 104. Reached the 100-tackle milestone for the first time in his career.
- Shared in a take down of Zach Wilson vs NYJ (11/19/23) for his 3.5 sack on the year.
- Logged a game-high 13 tackles vs DEN (11/13/23) and collected a sack and a QB hit.

PERSONAL

The son of Laura Bernard. Graduated with a degree in health, kinesiology and leisure studies. Pursuing a master's degree in sports management. He and his fiance Tayler got engaged in March of 2024 and she is a doctor of physical therapy.

IF YOU HAVEN'T HERD

RECHARGE

After each season Terrel likes to take at least one vacation in which he titles 'recharge.' This past season he chose Tulum, Mexico where swam with dolphins and spent time eating tacos and relaxing on the beach, which was made better with his fiance Tayler and closed on a new house. The year prior the two spent time in Turks and Caicos in which he described as 'a time to be had.' "Yeah after a season you want to spend time just trying to get your body and your mind right and the beach or spending time with family is a nice reset and you get a second wind to prepare for the upcoming season. It's a blessing I don't take a single moment for granted and try to enjoy every single day and being present with them."

HELPING HAND

The Each year, thousands of men, women and children in Western New York turn to the Buffalo City Mission for a second chance. They start by welcoming them with the basics: a good, nourishing meal, a clean bed in a safe shelter and any other physical needs people have when they come for help. They work to pull homelessness and poverty out of people's lives by the roots – addressing their long-term trauma through education and life skill classes, Christ-centered counseling and spiritual guidance so they can heal, inside and out.

This offseason Terrel has spent some time with them and gave his thoughts..."I had a great time, being able to use my platform and give back is always nice to do because you have a chance to smile on someones face."

"Seeing the less fortunate and listening to their stories is so impactful. Cause that's what it's about they want someone to hear them. Hearing their plans to move forward to continue too persevere push through and try to make change. It's something that I want to be a part of because that's just being a human being. Being there for people when they are in need and lending a helping hand, while at Baylor I did a bit of it in Waco but now I have a bit more free time on my hands so I try and get out when I can."



TERREL BERNARD

LEAD THE WAY

Bernard didn't just earn the respect of his teammates at Baylor because of his all-Big 12 caliber play. He also earned it through the hard work he put in to overcome injuries and through his ability to lead others.

He didn't show up at Baylor ready to lead as a freshman and made sure to observe the veterans ahead of him to see the right way to do things.

"I think it's something you learn," Bernard said to the Waco Tribune-Herald. "It helps to see other leaders and take things from them. So I think I've taken bits and pieces from players and coaches, and people outside of football. I kind of tried to implement that into my personality and try to get the best from people around me. I think that's what being a leader is all about."

"Terrel is a physical and a tough guy," Baylor head coach Dave Aranda said. "He feels a lot, and he's got a great heart, and I think things really matter to him. It's more than lip service with him."

THE STAMPEDE

Favorite food: Steak Alfredo from Ricks on Main in East Aurora

Hobbies: Painting

Spirit Animal: A gray wolf

Hidden talent: Can juggle

Favorite movie: Training Day

Dinner with a famous person:

Martin Luther King Jr.

Favorite musical artist: Drake

Bucket list item: Visit Africa

Favorite thing to do on off day: Fortnite with fiancé Taylor

First car: 1999 Green Jeep Wrangler

Conspiracy theory: Aliens exist

Favorite vacation spot: Turks and Caicos

Pet peeve: Sloppiness/Unorganized

Dream sporting event: The Masters

Go to gas station snack: Honey Buns

Favorite TV show: Breaking Bad

Little known fact: Mother and grandfather were D1 Athletes



TERREL BERNARD'S NFL REGULAR SEASON DEFENSIVE STATISTICS

DATE	TEAM	GP	GS	TACKLES										INTERCEPTIONS					FUMBLES					ST				MISC			
				TK	S	A	TFL	YDS	SK	YDS	QBH	NO	YDS	LG	TD	PD	FF	FR	TD	YDS	TK	S	A	FF	FR	S	A				
2022	Bills	16	1	16	7	9	0	0.0	0.0	0	0	0	0	0	0	0	0	0	0	0	0	0	0	0	6	4	2	0	0	0	0
2023	Bills	17	17	143	84	59	10	33	6.5	32.0	9	3	2	2	0	5	0	3	0	-1	0	0	0	0	0	0	0	0	0	0	
2024	Bills	2	2	13	12	1	0	0.0	0.0	0	0	0	0	0	0	0	0	0	0	0	0	0	0	0	0	0	0	0	0	0	
TOTALS		35	20	172	103	69	10	33	6.5	32.0	9	3	2	2	0	5	0	3	0	-1	0	0	0	6	4	2	0	0	0	0	

TERREL BERNARD'S NFL POSTSEASON DEFENSIVE STATISTICS

DATE	TEAM	GP	GS	TACKLES										INTERCEPTIONS					FUMBLES					ST				MISC			
				TK	S	A	TFL	YDS	SK	YDS	QBH	NO	YDS	LG	TD	PD	FF	FR	TD	YDS	TK	S	A	FF	FR	S	A				
2022	Bills	1	0	0	0	0	0	0.0	0.0	0	0	0	0	0	0	0	0	0	0	0	0	0	0	0	1	0	1	0	0	0	0
2023	Bills	1	1	4	3	1	0	0.0	0.0	0	0	0	0	0	0	2	0	1	0	0	0	0	0	0	0	0	0	0	0	0	0
TOTALS		2	1	4	3	1	0	0.0	0.0	0	0	0	0	0	0	2	0	1	0	0	0	0	0	1	0	1	0	0	0	0	

SINGLE-GAME HIGHS: DEFENSIVE

- Total Tackles** 16 vs. Jacksonville Jaguars, Oct 08, 2023
- Solo Tackles** 10 vs. Arizona Cardinals, Sep 08, 2024
- Sacks** 2.0 vs. New England Patriots, Dec 31, 2023
- Passes Defensed** 1 at Philadelphia Eagles, Nov 26, 2023

- Fumble Recoveries** 1 at New England Patriots, Oct 22, 2023
- Tackles For Loss** 3 vs. New England Patriots, Dec 31, 2023
- Interceptions** 1 at Philadelphia Eagles, Nov 26, 2023
- Special Teams Tackles** 4 at Kansas City Chiefs, Oct 16, 2022



S | 24

COLE BISHOP

AGE: 21 (October 24, 2002) | HT: 6-2 | WT: 206

COLLEGE: Utah

NFL EXP: Rookie

HOMETOWN: Peachtree City, GA

ACQUIRED: Draft (2024, R2)

X Cole_bishop_8

IG colebishop8

FIRST-AND-10

COLE BISHOP was selected by the Bills in the second round in 2024. Bishop played in 35 games and was a 2023 Jim Thorpe Award Semifinalist. He joins TE Dalton Kincaid as the second Ute drafted by the Bills in as many years.

SHOUTOUTS

- Made his NFL debut at MIA (9/13/24). Finished with 1 tackle and a pass breakup.
- Played in 35 career games (29 starts). Collected 197 total tackles, 21.5 TFLs, 7.5 sacks, three INTS and 14 passes defended. Three-time Pac-12 All-Conference (2023 Second Team; 2021 and 2022 Honorable Mention).
- Played in 11 regular season games, starting 10 in 2023. Led the Utah secondary with 60 tackles (6.5 TFL, 3.0 sacks). His 9.5 third-down stops were tied for most on the team. Also defended five passes (2 INT, 3 PBU), forced one fumble and made a team-leading two recoveries.
- Appeared in all 14 games with 13 starts at safety in 2022. Led the team in tackles (83) and had the most TFLs (6.0) in the secondary. Also defended four passes (one INT, three PBU) and made 1.5 sacks.
- Averaged 5.6 tackles in the last five games of the 2022 season, including the Pac-12 Championship (9) and Rose Bowl Game (6).
- In 2021, played in 10 games on the season, starting the final six contests. Led all true freshmen on the team with 54 tackles (9.0 TFL, 3.0 sacks) to go with five PBUs.
- Recorded a career-high eight tackles twice vs. Oregon (12/3/21), Pac-12 Championship; vs. Ohio State (1/1/22), also adding a fumble recovery in the Rose Bowl.
- Blocked a 36-yard field goal and had seven tackles (1.0 TFL)

PERSONAL

Son of Richard and Vicki Bishop. Has one brother, Jake. Was born in Massachusetts. Attended Starr's Mills HS (GA) and also played lacrosse. Majored in communications at Utah.

IF YOU HAVEN'T HERD

21ST CENTURY RECRUITING

In Exhibit A of 21st century recruiting, [Morgan] Scalley – Utah's defensive coordinator and safeties coach – reached out to Bishop on Twitter.

There isn't exactly a Georgia-to-Utah pipeline for the Utes' program – last season, Bishop and receiver Munir McClain were the only Georgia natives on the roster and McClain was a transfer from former Pac-12 rival USC.

Utah recruiting assistants, who spend hours grinding on high school video to unearth players from outside their main focus area, presented Scalley with Bishop's highlights.

"They know who I'm looking for – tough, smart guys who are a little bit underrecruited but have the skill set and mindset to play in our program," Scalley said. "You could tell footwork-wise and technique-wise, there was (work to be done), but when he drove and broke on the football, he showed a lot of lateral quickness and physicality. I just loved him as a football player."

Scalley messaged Bishop on Twitter.

"Any other year than Covid (2020), that's not normal because you can go out and see a player in-person," Scalley said. "With Cole, you have to go off what you saw on film and that can be tough sometimes because you then see them in-person and you're like, 'Oh, they're not as athletic as they looked on film.' Everyone was going through that and it's taking a leap of faith and trusting the (high school) coach that they're giving you the correct height and weight."

(The Buffalo News, Ryan O'Halloran, May 5, 2024)

THE STAMPEDE

Favorite player growing up: Eric Weddle

Dream vacation spot: Aruba

Favorite musician: Luke Combs

Favorite conspiracy theory: Birds aren't real

Bucket list item: Play Augusta



COLE BISHOP'S NFL REGULAR SEASON DEFENSIVE STATISTICS

DATE	TEAM	GP	TACKLES							INTERCEPTIONS					FUMBLES					ST				MISC			
			GS	TK	S	A	TFL	YDS	SK	YDS	QBH	NO	YDS	LG	TD	PD	FF	FR	TD	YDS	TK	S	A	FF	FR	S	A
2024	Bills	2	0	2	1	1	0	0	0.0	0.0	0	0	0	0	0	1	0	0	0	0	0	0	0	0	0	0	0
TOTALS		2	0	2	1	1	0	0	0.0	0.0	0	0	0	0	1	0	0	0	0	0	0	0	0	0	0	0	

SINGLE-GAME HIGHS: DEFENSIVE

Passes Defensed

1 at Miami Dolphins, Sep 12, 2024

2024 GAME-BY-GAME REGULAR-SEASON STATISTICS (BILLS)

DATE	OPP	P/S	TACKLES							INTERCEPTIONS					FUMBLES					ST				MISC	W/L	SCORE		
			TK	S	A	SK	YDS	TFL	YDS	QBH	NO	YDS	LG	TD	PD	FF	FR	TD	YDS	TK	S	A	FF	FR			S	A
09/08	Cardinals		ON INACTIVE LIST																							W	34-28	
09/12	at Dolphins	P	1	1	0	0.0	0.0	0	0	0	0	0	0	0	0	1	0	0	0	0	0	0	0	0	0	0	W	31-10
09/23	Jaguars	P	1	0	1	0.0	0.0	0	0	0	0	0	0	0	0	0	0	0	0	0	0	0	0	0	0	0	W	47-10
2024 TOTALS		2-0	2	1	1	0.0	0.0	0	0	0	0	0	0	0	1	0	0	0	0	0	0	0	0	0	0	0	3-0	



T | 79

SPENCER BROWN

AGE: 26 (February 28, 1998) | HT: 6-8 | WT: 311

COLLEGE: Northern Iowa

NFL EXP: 4 Years

HOMETOWN: Lenox, IA

ACQUIRED: Draft (2021, R3)

X TooTallo_o

IG skbrown8

FIRST-AND-10

SPENCER BROWN signed a four-year contract extension with the Bills on September 6, 2024, tying him to the team through 2028. Brown was drafted by Buffalo in the third round (93rd overall) of the 2021 draft. Prior to joining the Bills, he played at Northern Iowa from 2016-20. Brown is the first Bill ever drafted from Northern Iowa.

SHOUTOUTS

- Started all 17 regular season games at RT in 2023 for a Bills offensive line that allowed the fewest amount of sacks in the league (24). Paved the way for RB James Cook who ranked second in the AFC with 1,122 rushing yards.
- Has started all six career playoffs games he's appeared in at RT.
- Started 14 regular season games and both playoff matchups in 2022.
- As a rookie in 2021, started 10 games in the regular season and two playoff contests.
- Made first NFL start vs. Hou. (10/4/21).
- Played in 33 games with 32 starts during his time at Northern Iowa.
- Was named a preseason FCS All-American in 2020 before the season was postponed.
- Started every game at right tackle in 2019 and earned second team Missouri Valley Conference honors as he anchored the Panthers offensive line.

BUFFALO TRACKS

REGULAR SEASON GAMES PLAYED/STARTED

2021 (Buf, 13/10), 2022 (Buf, 14/14), 2023 (Buf, 17/17), 2024 (Buf, 3/3) ... Totals (47/44)

POST-SEASON GAMES PLAYED/STARTED

2021 (Buf, 2/2), 2022 (Buf, 2/2), 2023 (Buf, 2/2) ... Totals (6/6).

IF YOU HAVEN'T HERD

LOYALTY TO NORTHERN IOWA

When the Missouri Valley Conference postponed the 2020 season to the spring of 2021 due to the COVID-19 pandemic, it was a true shot to the gut of Spencer Brown. Everything had been building to his senior year. He had high hopes not just for himself individually, but also for his team. From his point of view, Northern Iowa had a real chance at a championship.

When the news broke, coaches from Power 5 schools started reaching out to Brown in hopes he was going to transfer in order to bolster his draft stocks. Brown quickly put that to bed because there was no way he was going to be a part of anything that wasn't at Northern Iowa.

"I am not going to let someone else reap the benefits of what UNI did for me," he wrote on his Twitter account. "I did not want to go somewhere and be under a system of guys that didn't like me from the start. I'd never do that."

"It's as simple as that," Brown said to The Athletic. "I can't imagine playing with a bunch of guys that aren't my guys here."

PERSONAL

The son of Liz Jessen and Kurt Brown. Has two siblings, Erica and Garrett. Earned a degree in communication from Northern Iowa. Competed in football, basketball, baseball, golf and track in high school.

THE STAMPEDE

- Favorite movie:** Miracle
- Favorite food:** Anything BBQ
- First job:** Mowing lawns
- Favorite athletes:** Peyton Manning and Walter Payton
- Favorite actor:** Matthew McConaughey
- Favorite ice cream flavor:** Strawberry
- Favorite TV show:** Peaky Blinders



DT | 90

DEWAYNE CARTER

AGE: 23 (December 10, 2000) | HT: 6-2 | WT: 302

COLLEGE: Duke

NFL EXP: Rookie

HOMETOWN: Pickerington, OH

ACQUIRED: Draft (2024, R3)

X Dewaynecarter0

IG dewaynecarter.90

FIRST-AND-10

DEWAYNE CARTER was selected by the Bills in the third round in 2024. Carter is the first player the Bills have drafted out of Duke since Ross Cockrell in 2014.

SHOUTOUTS

- Made his NFL debut vs. Arz. (9/8/24).
- Played in 52 games during his five years (2019-23) at Duke. Was a team captain for three consecutive years (2021-23), becoming the first player in school history to do so. Totaled 126 tackles (48 solo), 25 TFLs, 12 sacks, 11 passes defended, seven forced fumbles, four fumble recoveries.
- Played in all 13 games in 2023, making 41 tackles (10 solo), 3.5 TFLs, one sack, four passes defended, one fumble recovery & blocked a punt. Was named a Phil Steele Publications All-America selection and was a First Team All-ACC recipient
- In 2022, started all 13 games and tallied 36 tackles, with a team-best 11.0 TFL and 5.5 sacks. Added four PBUs, three caused fumbles, three fumble recoveries and five QB pressures.
- In 2021, started 12 games, compiling 37 tackles, 7.5 TFL, 4.5 sacks, three PBUs, six QB hurries and four forced fumbles. Finished first in the ACC and tied for 11th in the nation in forced fumbles, while placing second on the team in both TFL and sacks.
- In 2020, played in all 11 games, totaling 12 tackles, 3.0 TFL and 1.0 sack.

PERSONAL

Son of Kristin and DeWayne Carter Sr. His father, DeWayne Sr., played college football at Ohio State (1993-95). Graduated with a degree in psychology and a minor in education/theatre. Attended Pickerington Central (OH) HS, where he also played baseball. Interested in being a teacher/community worker after football.

IF YOU HAVEN'T HERD

MAKING AN IMPACT

"The way I model myself," Carter addresses the awards that have come his way as the result of his community service. "I truly believe that God put me here to be a servant and leader, to give people my time — to "donate" my time. I truly believe time is the biggest thing you can give someone. Especially with the younger generation. Especially with the Durham population. Round here, there's a lot of black kids and they just see that you're at Duke and you're excelling, that you're successful. That representation means the world. It's pretty cool and rewarding to know that I'm making an impact." (CFN, Oliver Hodgkinson, June 22, 2023)

A FOOTBALL FAMILY

His father, DeWayne Sr., was a star for the Buckeyes throughout the early nineties. His uncle and grandfather, both named Raymond, played college football for Notre Dame and Youngstown State, respectively. Another uncle, John Carter, played at Western Kentucky. In other words, Carter comes from an accomplished football family and grew up with one of the country's most storied programs on the other side of town. "It was never pushed on me," Carter said. "Which is funny to say because I wasn't allowed to play football until sixth grade." His father originally insisted that he couldn't play until ninth grade. "My mom told him: 'Listen, he's not gonna suck when he gets to high school, he needs at least a couple of years,'" Carter said. "So we got down to sixth grade. But after then, he became the coach of my first team, and then it kind of took off from there." It certainly did. Carter lettered all four years at Pickerington Central and led his team to the Division I state semifinals on three occasions.

(The Chronicle, Andrew Long, September 1, 2022)

THE STAMPEDE

Favorite TV show: Money Heist

First car: 1999 Honda Accord

Fun fact: Loves Disney movies

First job: Soccer referee

First food: Ribeye steak



DEWAYNE CARTER

DEWAYNE CARTER'S NFL REGULAR SEASON DEFENSIVE STATISTICS

DATE	TEAM	GP	TACKLES								INTERCEPTIONS					FUMBLES					ST				MISC				
			GS	TK	S	A	TFL	YDS	SK	YDS	QBH	NO	YDS	LG	TD	PD	FF	FR	TD	YDS	TK	S	A	FF	FR	S	A		
2024	Bills	3	0	0	0	0	0	0	0	0.0	0.0	0	0	0	0	0	0	0	0	0	0	0	0	0	0	0	0	0	0
TOTALS		3	0	0	0	0	0	0	0	0.0	0.0	0	0	0	0	0	0	0	0	0	0	0	0	0	0	0	0	0	

2024 GAME-BY-GAME REGULAR-SEASON STATISTICS (BILLS)

DATE	OPP	P/S	TACKLES								INTERCEPTIONS					FUMBLES					ST				MISC		SCORE			
			TK	S	A	SK	YDS	TFL	YDS	QBH	NO	YDS	LG	TD	PD	FF	FR	TD	YDS	TK	S	A	FF	FR	S	A		W/L		
09/08	Cardinals	P	0	0	0	0.0	0.0	0	0	0	0	0	0	0	0	0	0	0	0	0	0	0	0	0	0	0	0	0	W	34-28
09/12	at Dolphins	P	0	0	0	0.0	0.0	0	0	0	0	0	0	0	0	0	0	0	0	0	0	0	0	0	0	0	0	0	W	31-10
09/23	Jaguars	P	0	0	0	0.0	0.0	0	0	0	0	0	0	0	0	0	0	0	0	0	0	0	0	0	0	0	0	0	W	47-10
2024 TOTALS		3-0	0	0	0	0.0	0.0	0	0	0	0	0	0	0	0	0	0	0	0	0	0	0	0	0	0	0	0	0	3-0	



CB/RS | 29

BRANDON CODRINGTON

AGE: 23 (November 17, 2000) | HT: 5-9 | WT: 185

COLLEGE: North Carolina Central | NFL EXP: Rookie

HOMETOWN: Raleigh, NC | ACQUIRED: TR-24 (NYJ)

X Bsteel80

IG bcod.

FIRST-AND-10

BRANDON CODRINGTON was acquired by the Bills via trade with the Jets on August 27, 2024. He entered the league as an undrafted free agent with the Jets in 2024 after playing four years at North Carolina Central.

SHOUTOUTS

- In his NFL debut vs. ARI (9/8/2024), recorded a 53-yard kickoff return, the longest by any Bills rookie in their debut since Marcus Easley's 55-yarder in 2012 (vs. JAX, 12/2/2012).
- After earning a spot on the Jets roster following a rookie camp tryout following the 2024 draft, saw action in all three preseason games and returned 6 punts for 83 yards (13.8 average), including a 31-yarder at Car. (8/17/24). Also returned 2 kickoffs for 75 yards, including a 63-yard return at Car. (8/17/24).
- A four-year defensive back and return specialist at North Carolina Central (2019-23), returned 71 kickoffs for 1,394 yards (19.6 avg.) and 62 punts for 731 yards (11.8 average) with four career return touchdowns (3 on punt returns and 1 on a kickoff return). Also blocked two kicks.
- On defense for the Eagles, recorded 98 career tackles (70 solo), 11 passes defended, one forced fumble, and one fumble recovery.
- Garnered All-MEAC First Team honors as a return specialist in 2023. Returned a punt 85 yards for a touchdown at Howard (11/11/23) and another 81 yards for a score vs. Winston-Salem State (9/2/23).
- Appeared in 10 games as a junior in 2022 and finished with 24 tackles (15 solo), averaged 6.8 yards per punt return and 19.3 yards per kickoff return.

IF YOU HAVEN'T HERD

HE HAS A CHIP ON HIS SHOULDER

Head Coach Trei Oliver, then in his first-year, recalled that when Codrington arrived he was undersized, built more like a "seventh grader" than a football player. He said that the team had many returning players, so getting playtime was not going to be an easy task for the freshman.

"It didn't take long at all to see that the young man was talented," Oliver said. "...he worked his butt off and he ended up getting in the rotation."

As a true freshman, Codrington saw the field as a kick returner and punt returner. He had a punt return average of 7.8 yards, and averaged 18.8 yards per kickoff return.

He finished the season with a number of accolades — All-MEAC Third Team as return specialist, the Phil Steele All-MEAC Team (Third Team), and finished among MEAC leaders in both punt returns and kickoff returns. Codrington said it was a "blessing" to receive the recognition, but he was more focused on a much bigger accomplishment.

"My goal was to become an All-American, so I kind of looked past that and set my goal higher going into my sophomore year," he said.

[Coach Oliver] said he's noticed that Codrington has gotten a lot bigger in the offseason.

"The way he's transformed his body is a testament to his work ethic and our strength staff," he said.

Oliver has taken notice that Codrington also has a better understanding of the game from his time spent in the film room. One thing that hasn't changed, he said, is his competitive spirit.

"He has a chip on the shoulder and he wants to show everybody that he's the best," Oliver said.
(Jalon Hill, Q City Metro, August 17, 2022)



BRANDON CODRINGTON

BRANDON CODRINGTON'S NFL REGULAR SEASON DEFENSIVE STATISTICS

DATE	TEAM	GP	TACKLES							INTERCEPTIONS					FUMBLES			ST			MISC						
			GS	TK	S	A	TFL	YDS	SK	YDS	QBH	NO	YDS	LG	TD	PD	FF	FR	TD	YDS	TK	S	A	FF	FR	S	A
2024	Bills	2	0	2	2	0	0	0	0.0	0.0	0	0	0	0	0	1	0	0	0	0	0	0	0	0	0	0	0
TOTALS		2	0	2	2	0	0	0	0.0	0.0	0	0	0	0	1	0	0	0	0	0	0	0	0	0	0	0	

BRANDON CODRINGTON'S NFL REGULAR SEASON RUSHING/RECEIVING STATISTICS

DATE	TEAM	GP	GS	RUSHING					RECEIVING				
				NO.	YDS.	AVG.	LG	TD	NO.	YDS.	AVG.	LG	TD
2024	Bills	2	0	0	0	0.0	0	0	0	0	0.0	0	0
TOTALS		2	0	0	0	0.0	0	0	0	0	0.0	0	0

BRANDON CODRINGTON'S NFL REGULAR SEASON RETURN STATISTICS

DATE	TEAM	KICKOFF RETURNS					PUNT RETURNS					
		RET.	YDS.	AVG.	LG	TD	NO.	FC	YDS.	AVG.	LG	TD
2024	Bills	1	53	53.0	53	0	3	1	48	16.0	22	0
TOTALS		1	53	53.0	53	0	3	1	48	16.0	22	0

SINGLE-GAME HIGHS: DEFENSIVE

Total Tackles 2 vs. Jacksonville Jaguars, Sep 23, 2024
Solo Tackles 2 vs. Jacksonville Jaguars, Sep 23, 2024

Passes Defended 1 vs. Jacksonville Jaguars, Sep 23, 2024

SINGLE-GAME HIGHS: RUSHING/RECEIVING

All-Purpose Yards 60 vs. Arizona Cardinals, Sep 08, 2024
Punt Return Yards 41 vs. Jacksonville Jaguars, Sep 23, 2024

Longest Punt Return 22 vs. Jacksonville Jaguars, Sep 23, 2024
Punt Returns 1 vs. Arizona Cardinals, Sep 08, 2024

2024 GAME-BY-GAME REGULAR-SEASON STATISTICS (BILLS)

DATE	OPP	P/S	TACKLES							INTERCEPTIONS					FUMBLES			ST			MISC		SCORE						
			TK	S	A	SK	YDS	TFL	YDS	QBH	NO	YDS	LG	TD	PD	FF	FR	TD	YDS	TK	S	A		FF	FR	S	A	W/L	
09/23	Jaguars	P	2	2	0	0.0	0.0	0	0	0	0	0	0	0	1	0	0	0	0	0	0	0	0	0	0	0	0	W	47-10
2024 TOTALS			1-0	2	2	0	0.0	0.0	0	0	0	0	0	0	1	0	0	0	0	0	0	0	0	0	0	0	0	1-0	

2024 GAME-BY-GAME REGULAR-SEASON STATISTICS (BILLS)

DATE	OPPONENT	P/S	RUSHING					RECEIVING					W/L	SCORE		
			NO.	YDS.	AVG.	LG	TD	NO.	YDS.	AVG.	LG	TD				
09/23	Jaguars	P	0	0	0.0	0	0	0	0	0.0	0	0	0	0	W	47-10
2024 TOTALS			1-0	0	0	0.0	0	0	0	0.0	0	0	0	0	1-0	



WR | O

KEON COLEMAN

AGE: 21 (May 17, 2003) | HT: 6-3 | WT: 213

COLLEGE: Florida State

NFL EXP: Rookie

HOMETOWN: Opelousas, LA

ACQUIRED: Draft (2024, R2)

X keoncoleman6

IG keoncoleman3

FIRST-AND-10

KEON COLEMAN was selected by the Bills in the second round in 2024. Coleman, who earned first-team All-ACC honors in 2023, became the second wide receiver from Florida State ever drafted by Buffalo (Kevin Knox in 1994).

SHOUTOUTS

- Caught his first touchdown pass on a 24-yard strike from Josh Allen in the win vs JAX (9/23/24).
- Had a team high 4 receptions and 51 yards in his NFL debut vs ARI (9/8/24) he also recorded a game high 28 yard reception that set the Bills up for a touchdown score.
- Played his one and only season at Florida State in 2023 and finished with 50 catches for 658 yards and 11 touchdowns, while posting 25 punt returns for 300 yards. Earned first-team All-ACC honors as a wide receiver, all-purpose player and return specialist. Also was a second-team All-America selection by Sports Illustrated and Fox Sports.
- Spent two seasons (2021-22) at Michigan State and caught 65 passes for 848 yards and 8 TDs before transferring to Florida State.
- Registered 9 catches for 140 yards and a TD vs. Syracuse (10/14/23), including a career-long 58-yard grab for a score. Also had a 72-yard punt return.
- Recorded 7 receptions for 66 yards and 2 touchdowns at Wake Forest (10/28/23).
- In his first game with the Seminoles, tallied 9 catches for 122 yards and 3 touchdowns in a win vs. LSU (9/3/23).
- Led Michigan State in receptions (58), receiving yards (798) and TD catches (7) in 2022, while earning third-team All-Big Ten honors.
- Posted three 100+-yard receiving games for the Spartans in 2022 (116 at Washington, 9/17/22, 155 at Michigan, 10/29/22, and 107 vs. Indiana, 11/19/22).

IF YOU HAVEN'T HERD

"SHE DESERVES THE CREDIT"

Coleman is the son of a single mom, Ravin Savoy, who raised five children. Times were tough. The streets were tougher. She sought help from folks like Randy Livingston, his AAU basketball coach and longtime family friend, and Jonathan Fisher to help with her two daughters and to keep her three boys from finding trouble.

"He's had hardships that most kids would struggle with," said Fisher, a director at Hope for Opelousas, a non-profit focused on community development, outreach and support. "He made it because of his mom. She did everything to make sure he never got away. She used resources like us."

"It's been so many years of him against everybody else," said Savoy, through some tears. "It's always him against everybody else. No one believed in him. Even them from his home place." (Ross Dellenger, Yahoo.com, September 4, 2023)

BREAKFAST AT THE WAFFLE HOUSE

"Waffle House is a way of life in Opelousas. I know people in Atlanta take it serious but in Opelousas? We really like that. It's to a point where we an just walk in and the folks behind the counter just say 'hi' and get to cooking your usual order. We have St. Landry Parish (regional airport) and the RaceTrac (gas station) and Waffle House. People from Lafayette come up to us cause they know how we get down in that place. It got to point one day where I went behind the counter had the sleeve on and made my own sausage egg and cheese grit bowl with a pork chop with no fat."

PERSONAL

Is the son of Ravin Savoy. Has an older brother, Kalin, who has "pretty much been my trainer, my brother, part father figure. He's just been everything helping me with all that," Coleman told WLNS.com in 2022. Named an all-state performer in both football and basketball at Opelousas (LA) Catholic School. Earned second-team all-state honors in basketball his junior year after averaging 26.0 points per game. Hobbies include golf and playing the guitar. Also competed in track and field. Majored in communications.



KEON COLEMAN'S NFL REGULAR SEASON RUSHING/RECEIVING STATISTICS

		RECEIVING							RUSHING				
DATE	TEAM	GP	GS	NO.	YDS.	AVG.	LG	TD	NO.	YDS.	AVG.	LG	TD
2024	Bills	3	2	5	75	15.0	28	1	0	0	0.0	0	0
TOTALS		3	2	5	75	15.0	28	1	0	0	0.0	0	0

SINGLE-GAME HIGHS: RECEIVING

Receptions 4 vs. Arizona Cardinals, Sep 08, 2024
Receiving Yards 51 vs. Arizona Cardinals, Sep 08, 2024
Receiving Average 12.8 vs. Arizona Cardinals, Sep 08, 2024
Longest Receptions 28 vs. Arizona Cardinals, Sep 08, 2024

All-Purpose Yards 51 vs. Arizona Cardinals, Sep 08, 2024
Most TDs 1 vs. Jacksonville Jaguars, Sep 23, 2024
Scrimmage Yards 51 vs. Arizona Cardinals, Sep 08, 2024

2024 GAME-BY-GAME REGULAR-SEASON STATISTICS (BILLS)

		RECEIVING							RUSHING						
DATE	OPPONENT	P/S	NO.	YDS.	AVG.	LG	TD	NO.	YDS.	AVG.	LG	TD	W/L	SCORE	
09/08	Cardinals	S	4	51	12.8	28	0	0	0	0.0	0	0	W	34-28	
09/12	at Dolphins	S	0	0	0.0	0	0	0	0	0.0	0	0	W	31-10	
09/23	Jaguars	P	1	24	24.0	24+	1	0	0	0.0	0	0	W	47-10	
2024 TOTALS		3-2	5	75	15.0	28	1	0	0	0.0	0	0	3-0		



RB | 4

JAMES COOK

AGE: 24 (September 25, 1999) | HT: 5-11 | WT: 190

COLLEGE: Georgia

NFL EXP: 3 Years

HOMETOWN: Miami, FL

ACQUIRED: Draft (2022, R2)

X [thegreat_4](#)

IG [thegreat4](#)

FIRST-AND-10

JAMES COOK was selected by the Bills in the second round (63rd overall) in 2022 after playing four seasons at Georgia. In his second year in Buffalo, Cook (1,122) became the first 1,000+ yard rusher for the Bills since 2017.

SHOUTOUTS

- Set a new single season career-high for rushing TDs after collecting his third of the season vs JAX (9/23/24). He also had 87 scrimmage yards on the day (39 rushing, 48 receiving).
- Rushed for 78 yards and two touchdowns at MIA (9/12/24) and added one reception for a touchdown. Becoming the first Bills player to have 2+ Rushing TDs and at least one receiving TD in a game since Thurman Thomas in 1992.
- Rushed for a game high 71 yards on 19 carries in the season opener vs ARI (9/8/24) and also caught three passes for 32 yards.
- Had 1,122 rushing and 445 receiving yards. He and Christian McCaffrey (SF) were the only players in the NFL with 1,100+ rushing and 400+ receiving yards in 2023.
- Selected to his first career Pro-Bowl after finishing the season ranked fourth in the NFL in rushing and sixth in scrimmage yards.
- Logged 1,567 scrimmage yards on the year, recording 5 straight 100+ scrimmage yard games, the longest streak by a Bills RB since LeSean McCoy's 5 games in 2016.
- Recorded a career-high 221 yards from scrimmage (179 rushing, 42 receiving) vs DAL (12/17/23) the most by a Bill since 2009. His 179 rushing yards are the third most in the NFL this season and are the most by a Bill since Kenneth Davis in 1992 (181 vs. ATL 11/22/92).

PERSONAL

Is the younger brother of Cowboys running back Dalvin Cook. Majored in Housing Management & Policy during his time at the University of Georgia. The son of Varondria Burnett and the late James Cook.

IF YOU HAVEN'T HERD

FOLLOWING BIG BROTHER

James Cook did not have to look far to see what it would take to not only make the NFL, but to be successful at that level given that he is the younger brother of Dalvin Cook.

The elder Cook is a three-time Pro Bowler and has shown James how to make it, but also showed him that he can do it by taking his own path.

"That is a motivational factor just knowing that you've got an older brother in the NFL," Cook said to Dawgs247. "And that's someplace you want to be someday. So that just kind of make me wanted to work extra hard knowing that I had an older brother in the league and is a baller. That played a factor, too."

One of his first decisions to carve his own path was when he decided not to follow his older brother's path and to decommit from Florida State and attend the University of Georgia.

While there he was able to make his own name and earn something that Dalvin was never able to, which was to win a National Championship.

BUFFALO TRACKS

NFL RUSHING LEADERS 2023

PLAYER	YARDS
1. Christian McCaffrey, SF	1,459
2. Derrick Henry, TEN	1,167
3. Kyren Williams, LAR	1,144
4. James Cook, BUF	1,122
5. D'Andre Swift, PHI	1,049

AFC SCRIMMAGE YARD LEADERS 2023

PLAYER	YARDS
1. Tyreek Hill, MIA	1,814
2. Breece Hall, NYJ	1,585
3. James Cook, BUF	1,567
4. Travis Etienne, JAX	1,484
5. Joe Mixon, CIN	1,410



JAMES COOK'S NFL REGULAR SEASON RUSHING/RECEIVING STATISTICS

		RUSHING							RECEIVING				
DATE	TEAM	GP	GS	NO.	YDS.	AVG.	LG	TD	NO.	YDS.	AVG.	LG	TD
2022	Bills	16	0	89	507	5.7	33	2	21	180	8.6	41	1
2023	Bills	17	13	237	1,122	4.7	42	2	44	445	10.1	48	4
2024	Bills	3	3	41	188	4.6	49†	3	8	97	12.1	25	1
TOTALS		36	16	367	1,817	5.0	49†	7	73	722	9.9	48	6


SINGLE-GAME HIGHS: RUSHING/RECEIVING

Rush Attempts 25 vs. Dallas Cowboys, Dec 17, 2023
Rushing Yards 179 vs. Dallas Cowboys, Dec 17, 2023
Rushing Average 9.1 vs. Denver Broncos, Nov 13, 2023
Longest Runs 49† at Miami Dolphins, Sep 12, 2024
Rushing TDs 2 at Miami Dolphins, Sep 12, 2024
Receptions 6 at Philadelphia Eagles, Nov 26, 2023
Receiving Yards 83 at Kansas City Chiefs, Dec 10, 2023

Receiving Average 16.6 at Kansas City Chiefs, Dec 10, 2023
Longest Receptions 48 vs. Miami Dolphins, Oct 01, 2023
Receiving TDs 1 vs. Dallas Cowboys, Dec 17, 2023
All-Purpose Yards 221 vs. Dallas Cowboys, Dec 17, 2023
Most TDs 3 at Miami Dolphins, Sep 12, 2024
Scrimmage Yards 221 vs. Dallas Cowboys, Dec 17, 2023

2024 GAME-BY-GAME REGULAR-SEASON STATISTICS (BILLS)

		RUSHING							RECEIVING						
DATE	OPPONENT	P/S	NO.	YDS.	AVG.	LG	TD	NO.	YDS.	AVG.	LG	TD	W/L	SCORE	
09/08	Cardinals	S	19	71	3.7	15	0	3	32	10.7	25	0	W	34-28	
09/12	at Dolphins	S	11	78	7.1	49†	2	1	17	17.0	17†	1	W	31-10	
09/23	Jaguars	S	11	39	3.5	13	1	4	48	12.0	19	0	W	47-10	
2024 TOTALS		3-3	41	188	4.6	49†	3	8	97	12.1	25	1	3-0		



RB | 22

RAY DAVIS

AGE: 24 (November 20, 1999) | HT: 5-8 | WT: 211

COLLEGE: Kentucky

NFL EXP: Rookie

HOMETOWN: Blairstown, NJ

ACQUIRED: Draft (2024, R4)

X Ray_Davis07

📷 hbk_ray

FIRST-AND-10

RAY DAVIS was selected by the Bills in the fourth round in 2024. Davis, a first-team All-SEC selection in 2023, became the first player from Kentucky to be drafted by Buffalo since 2008 (WR Stevie Johnson).

SHOUTOUTS

- Scored his first NFL touchdown on a 3-yard run vs. Jax. (9/23/24).
- Made his NFL debut vs. Arz. (9/8/24) and posted a 14-yard catch along with 3 carries for 13 yards.
- In his lone season with Kentucky in 2023, had one of the best single-season performances in school history with 199 carries for 1,129 yards (11th on UK's single-season list) and 14 rushing TDs. He also caught 33 passes for 323 yards and 7 scores, totaling 21 touchdowns, a single-season school record.
- Transferred to Kentucky in 2023 after two seasons at Vanderbilt (2021-22) and two at Temple (2019-20).
- Per UK Athletics, believed to be the only player in NCAA history with 1,000 rushing yards at three different Division I schools and is the first player in SEC history to have 1,000-yard seasons at two schools.
- Ended his collegiate career with 746 rushing attempts for 3,626 rushing yards and 29 rushing touchdowns. Added 94 receptions for 762 receiving yards and 12 TDs.
- Earned 2nd-team All-America honors from SI and first-team All-SEC accolades in 2023.
- Rushed for a career-high 280 yards and 3 TDs on 26 carries in a win vs. Florida (9/30/23), the 3rd most in Kentucky history. Also added a receiving touchdown.
- In his final season at Vanderbilt in 2022, rushed 232 times for 1,042 yards and 5 touchdowns.
- Recorded his first career 100-yard rushing game while at Temple in 2019 vs. Georgia Tech (9/28/19). Followed that with a 157-yard outing at East Carolina (10/3/19).

IF YOU HAVEN'T HERD

"THAT KID ON THE OUTSIDE LOOKING IN"

"I know how it feels to be that kid on the outside looking in, to not be wanted, to not be with your real family, to have others look out for you and to live that double life where you go to school every day and act like things are normal but when you get home it's back to reality," he said. "Those were rough times for me."

Davis' youth was spent in San Francisco. His father and mother were both in and out of incarceration. He and his siblings bounced between the homes and residences of family members and acquaintances. By the time he was 8, he was part of California's foster care system. There was even a time when a godmother agreed to take two of Davis' siblings under her wing—but not Davis, because of a strained relationship with Davis' father. Davis found himself in a shelter where he vividly remembers the realization that he had nowhere to go. He was homeless.

"I don't think I'd be the man I am today without those experiences. It just made me look at the bigger picture of life," Davis said. "There's always a lot of people going through way worse things than me." (Chad Bishop, VUCommodores.com, September 2, 2021)

THE STAMPEDE

- Favorite team growing up:** Philadelphia Phillies
- Favorite running back of all-time:** Shaun Alexander
- Favorite movie:** Paid in Full
- Favorite book:** To Kill a Mockingbird
- Favorite cereal:** Cinnamon Toast Crunch

PERSONAL

Full name is Re'Mahn Walter Zhamar Jamar Davis. Born in San Francisco, CA. Competed in football, basketball, track and baseball in high school. Graduated in 2022 from Vanderbilt with a degree in communications studies and earned an undergraduate certificate in business from Kentucky in December of 2023.



RAY DAVIS' NFL REGULAR SEASON RUSHING/RECEIVING STATISTICS

		RUSHING							RECEIVING				
DATE	TEAM	GP	GS	NO.	YDS.	AVG.	LG	TD	NO.	YDS.	AVG.	LG	TD
2024	Bills	3	0	19	64	3.4	13	1	3	14	4.7	14	0
TOTALS		3	0	19	64	3.4	13	1	3	14	4.7	14	0

RAY DAVIS' NFL REGULAR SEASON RETURN STATISTICS

		KICKOFF RETURNS					PUNT RETURNS					
DATE	TEAM	RET.	YDS.	AVG.	LG	TD	NO.	FC	YDS.	AVG.	LG	TD
2024	Bills	1	25	25.0	25	0	0	0	0	0.0	0	0
TOTALS		1	25	25.0	25	0	0	0	0	0.0	0	0

SINGLE-GAME HIGHS: RUSHING/RECEIVING

Rush Attempts 9 at Miami Dolphins, Sep 12, 2024
Rushing Yards 29 at Miami Dolphins, Sep 12, 2024
Rushing Average 3.2 at Miami Dolphins, Sep 12, 2024
Longest Runs 13 vs. Arizona Cardinals, Sep 08, 2024
Rushing TDs 1 vs. Jacksonville Jaguars, Sep 23, 2024

Longest Receptions 14 vs. Arizona Cardinals, Sep 08, 2024
All-Purpose Yards 53 at Miami Dolphins, Sep 12, 2024
Longest Kickoff Return 25 at Miami Dolphins, Sep 12, 2024
Most TDs 1 vs. Jacksonville Jaguars, Sep 23, 2024
Scrimmage Yards 28 at Miami Dolphins, Sep 12, 2024

2024 GAME-BY-GAME REGULAR-SEASON STATISTICS (BILLS)

			RUSHING					RECEIVING						
DATE	OPPONENT	P/S	NO.	YDS.	AVG.	LG	TD	NO.	YDS.	AVG.	LG	TD	W/L	SCORE
09/08	Cardinals	P	3	13	4.3	13	0	1	14	14.0	14	0	W	34-28
09/12	at Dolphins	P	9	29	3.2	10	0	1	-1	-1.0	-1	0	W	31-10
09/23	Jaguars	P	7	22	3.1	10	1	1	1	1.0	1	0	W	47-10
2024 TOTALS		3-0	19	64	3.4	13	1	3	14	4.7	14	0	3-0	



OT | 73

DION DAWKINS

AGE: 29 (April 26, 1994) | HT: 6-5 | WT: 320

COLLEGE: Temple

NFL EXP: 8 Years

HOMETOWN: Rahway, NJ

ACQUIRED: Draft (2017, R2)

X DDawkins66

📷 jerzeystar

FIRST-AND-10

DION DAWKINS signed a three-year extension to keep him in Buffalo through the 2027 season. Dawkins will enter his eighth year as a Bill in 2024 after he was originally drafted by the Bills in the second round (63rd overall) in 2017. Dawkins is the only player the Bills have ever drafted out of Temple.

SHOUTOUTS

- A three-time Pro Bowl selection (2021, 2022, 2023), became the first Bills offensive lineman selected to three or more Pro Bowls since G Ruben Brown earned eight selections from 1996-2003.
- Appeared in his 100th career regular season game vs. JAX (10/9/23).
- Has started all 11 playoff games he has played in at left tackle.
- At NE (12/21/19), caught his second career TD. Joined Mitch Ferrotte as the only Bills offensive lineman to catch two touchdowns in their career.
- At NYJ (11/11/18), recorded his first career reception and touchdown on a seven yard pass from Matt Barkley. Marked the Bills first receiving TD by an OL since Jason Peters.
- Starting the majority of his rookie season for the Bills at left tackle in 2019. Also started at left tackle in the Bills first playoff game since 1999.

PERSONAL

Is the son of Eric and Lisa Dawkins. Graduated from Temple with a degree in criminal justice. Has two daughters, Dalilah and Dakota, and a son, Dil. Attended Rahway (NJ) High School. Created and attended Snow University. Hobbies include remote control cars and drifting for Shnow Motor Sports.

IF YOU HAVEN'T HERD

MAN OF THE YEAR X2

Walk into any event hosted by Dion Dawkins, and one can quickly feel like they know the Buffalo Bills' left tackle. Dawkins is intentional about making it that way, and his team has noticed. For a second year in a row, Dawkins has earned an important nod. Dawkins is again the Bills' Walter Payton NFL Man of the Year nominee. The league-wide award is, per the NFL, "the league's most prestigious honor and acknowledges NFL players who excel on the field and demonstrate a passion for creating a lasting positive impact beyond the game." Dawkins found out he was nominated at one of his community events: his Talent Show, which was a fundraiser for his foundation, Dion's Dreamers. His daughter, Dalilah, helped present the news to an emotional Dawkins. "Honored and extremely thankful," Dawkins posted on social media, "Being the person that I am and all the love I try to spread each and every day. This is something that can't be purchased and can't be faked. Honored to serve my community and the people I come across in life."
(Buffalo News, Katherine Fitzgerald, December 5, 2023)



THE STAMPEDE

Favorite musical artist: Whitney Houston

Favorite gas station snack: Pay Day

Hidden talent: Can do handstands

Bucket list item: Snowboarding

BUFFALO TRACKS

REGULAR SEASON GAMES PLAYED/STARTED

2017 (Buf, 16/11), 2018 (Buf, 16/16), 2019 (16/16), 2020 (Buf, 16/16), 2021 (Buf, 16/15) 2022 (Buf, 15/15), 2023 (Buf, 17/17), 2024 (Buf, 3/3) ... Totals (115/110)

POST-SEASON GAMES PLAYED/STARTED

2017 (Buf, 1/1), 2019 (Buf, 1/1), 2020 (Buf, 3/3), 2021 (Buf, 2/2), 2022 (Buf, 2/2), 2023 (Buf, 2/2) ... Totals (11/11)

**CB | 31**

RASUL DOUGLAS

AGE: 30 (August 29, 1994) | HT: 6-2 | WT: 209

COLLEGE: West Virginia

NFL EXP: 8 Years

HOMETOWN: East Orange, NJ

ACQUIRED: TR-23 (GB)

RasulEra

rd32_era

FIRST-AND-10

RASUL DOUGLAS was acquired by the Bills via trade with the Packers on October 31, 2023 after spending the first half of 2023 and the 2021-22 seasons with the Packers. Douglas was selected by the Eagles in the third round of the 2017 NFL Draft. He also spent time on the Raiders, Texans and Cardinals practice squads in 2021.

SHOUTOUTS

- Since joining the Bills in a trade with Green Bay on October 31, Douglas he led the NFL in takeaways with 6.
- Recorded three passes defended, 2 interceptions and 1 INT returned for a touchdown vs NE (12/31/23). Becoming the first Bill to record two INTs and a INT TD in a game since 2016.
- Collected the 2nd sack of NFL career at LAC (12/23/23) and first since 10/30/22 with Green Bay at BUF.
- Recorded his first two INTs as a Bill, recovered a fumble and three passes defended vs. NYJ (11/19/23). Became the first Bill with 2 INTs and FR in same game since Kurt Scholz vs. STL (9/28/98).
- Collected six tackles and his first fumble recovery as a Bill vs DEN (11/13/23).
- Played his first snaps as a Bill at CIN (11/5/23) collecting two solo tackles and a pass defended.
- Is one of seven NFL players with an interception, a fumble recovery and six-plus passes defended this season. Has 10 interceptions in the last three seasons, tied for 3rd-most in the NFL.
- Has started all seven games in 2023, recording 32 tackles (26 solo), an interception, a fumble recovery, two tackles for a loss and a team-high six passes defended.
- Was one of only six NFL players with four-plus interceptions each of the last two seasons (2021-22).

IF YOU HAVEN'T HERD

I WANT IT

One of seven siblings, Douglas was raised by his grandmother in East Orange, a city in northern New Jersey with a poverty rate of 21 percent. He had no plans for the future following high school but ended up attending Nassau Community College at the urging of Bell and Nassau's coach, Curtis Guilliam. Nassau had no dorms, so he lived in an apartment eight miles from campus and took the bus to and from school and practice every day. He slept on the floor and, with very little money, often battled hunger.

"When you've got to walk to McDonald's in the snow, order five things, and you eat two of it at 12 o'clock, and you save the other dollar-menu [items] for later in the day, I think [those were some] of my craziest days," he said.

"I always think about it. Every time I eat, I always think I'm making up a meal that I missed in junior college or something like that. ... It definitely fuels me all the time, just thinking about what I went through, practicing on an empty stomach, going to school on an empty stomach. You can't even focus. So that definitely makes me want to play all-out all the time."

Guilliam helped make sure Douglas was taken care of the best he could, including by getting him a job at a summer camp so he had a little money in his pocket. "We would do what we would have to do to help the young men," Guilliam said. "It's kind of tough in certain situations, but guess what, that hunger makes him better. I'm a big believer of that. That hunger is what kept him driving and pushing to where he is at now." (ESPN, Tim McManus, May 11, 2017)

PERSONAL

Pronounced rah-sool. Douglas welcomed his first child, Jeremiah Luser Douglas, with his girlfriend Ny-Asia Franklin in October of 2018. Is one of seven siblings. Has two cane corso's named Ghost and Roscoe.



RASUL DOUGLAS' NFL REGULAR SEASON DEFENSIVE STATISTICS

DATE	TEAM	GP	TACKLES										INTERCEPTIONS					FUMBLES					ST					MISC		
			GS	TK	S	A	TFL	YDS	SK	YDS	QBH	NO	YDS	LG	TD	PD	FF	FR	TD	YDS	TK	S	A	FF	FR	S	A			
2017	Eagles	14	5	24	22	2	0	0	0.0	0.0	0	2	7	7	0	11	0	0	0	0	1	1	0	0	0	0	0			
2018	Eagles	16	7	57	48	9	6	14	0.0	0.0	0	3	14	17	0	4	0	0	0	0	1	0	1	0	0	0				
2019	Eagles	16	6	35	24	11	3	5	0.0	0.0	1	0	0	0	0	10	0	0	0	0	0	0	0	0	0	0				
2020	Panthers	14	11	62	50	12	1	1	0.0	0.0	0	0	0	0	0	9	0	0	0	0	0	0	0	0	0	0				
2021	Packers	12	9	52	48	4	1	4	0.0	0.0	0	5	105	55†	2	13	1	0	0	0	5	4	1	0	0	0				
2022	Packers	17	12	76	63	13	4	7	1.0	0.0	1	4	26	22	0	13	1	0	0	0	9	6	3	0	0	0				
2023	Packers	7	7	32	26	6	2	13	0.0	0.0	0	1	-2	0	0	6	0	1	0	0	0	0	0	0	0	0				
2023	Bills	9	8	29	21	8	1	10	1.0	10.0	1	4	58	40†	1	8	0	2	0	2	0	0	0	0	0	0				
2023	TOTAL	16	15	61	47	14	3	23	1.0	10.0	1	5	56	40†	1	14	0	3	0	2	0	0	0	0	0	0				
2024	Bills	3	3	11	7	4	1	3	0.0	0.0	0	0	0	0	0	1	0	0	0	0	0	0	0	0	0	0				
TOTALS		108	68	378	309	69	19	57	2.0	10.0	3	19	208	55†	3	75	2	3	0	2	16	11	5	0	0	0				

RASUL DOUGLAS' NFL POSTSEASON DEFENSIVE STATISTICS

DATE	TEAM	GP	TACKLES										INTERCEPTIONS					FUMBLES					ST					MISC		
			GS	TK	S	A	TFL	YDS	SK	YDS	QBH	NO	YDS	LG	TD	PD	FF	FR	TD	YDS	TK	S	A	FF	FR	S	A			
2017	Eagles	3	0	0	0	0	0	0	0.0	0.0	0	0	0	0	0	0	0	0	0	0	0	0	0	0	0	0				
2018	Eagles	2	2	10	10	0	0	0	0.0	0.0	0	0	0	0	0	1	0	0	0	0	0	0	0	0	0	0				
2019	Eagles	1	0	0	0	0	0	0	0.0	0.0	0	0	0	0	0	0	0	0	0	0	0	0	0	0	0	0				
2021	Packers	1	1	4	2	2	0	0	0.0	0.0	0	0	0	0	1	0	0	0	0	1	1	0	0	0	0	0				
2023	Bills	1	1	2	1	1	0	0	0.0	0.0	0	0	0	0	0	1	0	0	0	0	0	0	0	0	0	0				
TOTALS		8	4	16	13	3	0	0	0.0	0.0	0	0	0	0	0	2	1	0	0	0	1	1	0	0	0	0				

SINGLE-GAME HIGHS: DEFENSIVE

Total Tackles 14 at Los Angeles Rams, Dec 16, 2018
Solo Tackles 11 at Los Angeles Rams, Dec 16, 2018
Sacks 1.0 at Los Angeles Chargers, Dec 23, 2023
Passes Defensed 4 vs. Los Angeles Rams, Nov 28, 2021
Forced Fumbles 1 at Chicago Bears, Dec 04, 2022
Fumble Recoveries 1 vs. New York Jets, Nov 19, 2023

Tackles For Loss 2 vs. Detroit Lions, Sep 22, 2019
Interceptions 2 vs. New England Patriots, Dec 31, 2023
Interception Return Yards 55 vs. Chicago Bears, Dec 12, 2021
Special Teams Tackles 2 vs. Los Angeles Rams, Dec 19, 2022
Longest Opp Fumble Return 2 vs. New York Jets, Nov 19, 2023

2024 GAME-BY-GAME REGULAR-SEASON STATISTICS (BILLS)

DATE	OPP	P/S	TACKLES										INTERCEPTIONS					FUMBLES					ST					W/L	SCORE
			TK	S	A	SK	YDS	TFL	YDS	QBH	NO	YDS	LG	TD	PD	FF	FR	TD	YDS	TK	S	A	FF	FR	S	A			
09/08	Cardinals	S	2	1	1	0.0	0.0	0	0	0	0	0	0	0	0	0	0	0	0	0	0	0	0	0	0	W	34-28		
09/12	at Dolphins	S	6	4	2	0.0	0.0	1	3	0	0	0	0	0	0	0	0	0	0	0	0	0	0	0	0	W	31-10		
09/23	Jaguars	S	3	2	1	0.0	0.0	0	0	0	0	0	0	0	1	0	0	0	0	0	0	0	0	0	0	W	47-10		
2024 TOTALS		3-3	11	7	4	0.0	0.0	1	3	0	0	0	0	0	1	0	0	0	0	0	0	0	0	0	0	3-0			



OL | 76

DAVID EDWARDS

AGE: 27 (March 20, 1997) | HT: 6-6 | WT: 308

COLLEGE: Wisconsin

NFL EXP: 6 Years

HOMETOWN: Downers Grove, IL

ACQUIRED: Free Agent (2023)

dedwards

dedwards

FIRST-AND-10

DAVID EDWARDS joined the Bills in 2023 and then re-signed to a two-year deal in the 2024 offseason. Edwards originally entered the NFL as a fifth round pick (169th overall) of the Rams in 2019 out of Wisconsin.

SHOUTOUTS

- Has started 48-of-73 regular season games played during his six NFL seasons. Has also started all five of the playoff games he has appeared in, including the Rams Super Bowl LVI victory.
- Played in all 17 regular season games and two playoff games for the Bills during the 2023 season.
- Started all four playoff games and all 17 regular season games during the Rams' championship season in 2021.
- Started 14-of-16 games played in 2020.
- Made his postseason debut, starting at left guard, at Sea. (1/9/21).
- Played in all 16 games and started in 10 of the contests during his rookie season in 2019.
- Made his first start in 2019 for a Week 7 contest in Atl. (10/20/19). Made his NFL debut on special teams in a Week 1 win at Car. (9/18/19).
- Played in 37 games, making 31 starts at right tackle, during his college career with Wisconsin.
- Named First-team All-Big Ten (media) during his final season in 2018. Was also named First-team All-America (AFCA) during his redshirt sophomore season in 2017.

PERSONAL

Is the son of David and Pamela Edwards. His father played football at Indiana University. He majored in finance, investment and banking at Wisconsin. Played three seasons at quarterback for Downers Grove North High School. Was a four-year letter winner and two-year team captain in basketball in high school.

IF YOU HAVEN'T HERD

MY FIRST BUFFALO WINTER

With a snow storm raging through Western New York prior the Bills Wild Card playoff game vs. Pittsburgh, David Edwards set out to go pick up his wife, Karoline, and newborn daughter, Margot, from the hospital. Those plans changed when white-out conditions forced Edwards to drive into and get stuck in a snowbank near Highmark Stadium. "I drove straight into a plowed snowbank on the left side of the road," Edwards told USA TODAY Sports "I was like, 'Holy, crap.'"

In desperate need of help, Edwards called Bills vice president of security, Chris Clark, who connected him with Dennis Miller from Miller's Collision and Auto, Inc. Miller was quick to rescue Edwards. "Business as usual. Just trying to help out people. That's what we do," Miller told USA TODAY Sports.

"He was a huge lifesaver for us," Edwards said. After being rescued from the snowbank and running through his options, Edwards and Miller set-out for the hospital.

Miller's help did not end there as shortly after getting Edwards to the hospital, he returned with his payloader to help escort Edwards and his family back to their home. "Without the payloader, (they) never would have made it through there," Miller said. "With that precious cargo in the car, I had to make sure I had to get (them) home."

"Can't say how grateful or appreciative I am for him doing that for us," Edwards said.

BUFFALO TRACKS

REGULAR SEASON GAMES PLAYED/STARTED

2019 (LAR, 17/10), 2020 (LAR, 16/14), 2021 (LAR, 17/17), 2022 (LAR, 4/4), 2023 (BUF, 17/0), 2024 (BUF, 3/3) ... Totals (73/48)

POST-SEASON GAMES PLAYED/STARTED

2020 (LAR, 1/1), 2021 (LAR, 4/4), 2023 (BUF 2/0) ... Totals (7/5)



S | 21

MIKE EDWARDS

AGE: 27 (May 18, 1996) | HT: 5-10 | WT: 205

COLLEGE: Kentucky

NFL EXP: 6 Years

HOMETOWN: Cincinnati, OH

ACQUIRED: Free Agent (2024)

M_Edwards7

m_edwards7

FIRST-AND-10

MIKE EDWARDS signed a one-year contract with the Bills on March 20, 2024. Edwards originally entered the NFL in 2019 as a third round pick (99th overall) by Tampa Bay. He has played for the Buccaneers (2019-22) and Chiefs (2023).

SHOUTOUTS

- Since 2021, is tied for second in the NFL with four defensive TDs (three INT TDs and one FR TD).
- A member of the Chiefs Super Bowl LVIII winning team, played in 17 regular season games (five starts) and started all four playoff games.
- Intercepted QB Tua Tagovailoa in the Wild Card round vs. Mia. (1/13/24), notching his third career playoff INT.
- Recorded his fourth career defensive touchdown at LAC (1/7/24), recovering a fumble and returning it 97 yards, marking the NFL's longest fumble recovery TD in 2023 and the third-longest in Chiefs franchise history.
- Started 12-of-13 games played in 2022 for Tampa Bay. Made 82 tackles (52 solo), one sack, two INTs (including one INT TDs), three passes defended, two QB hits and three TFLs.
- In 2021, played in 14 games (four starts). Played in both of Tampa Bay's playoff games, making one start, and recording 10 tackles and an INT.
- Earned NFC Defensive Player of the Week honors after returning two interceptions for touchdowns in Week 2 of the 2021 season vs. Atl. (9/19/21).
- Played in all 16 games in during the 2020 regular season and four games during the playoffs while helping the Buccaneers win Super Bowl LV, contributing on both defense and special teams. Tallied an interception in the divisional round at NO (1/17/21) and earned a start in the conference championship at GB (1/24/21).
- During his rookie season in 2019, started 7-of-15 games played for Tampa Bay.

IF YOU HAVEN'T HERD

A TOUCH OF PINK

Watch some old games of Mike Edwards playing at Kentucky and then Tampa Bay and you'll undoubtedly see Edwards wearing a pink mouthpiece. He did that to honor his aunt, Angie Evans, who died of breast cancer in 2013.

It was important for him to bring that tribute with him to the NFL. "It means a lot to me," he told Draftwire. "That was my mom's sister, and it hit us pretty hard. My family struggled with her passing. It was tough for us. I just always want to remember her and honor her memory. I wear pink gloves throughout the month of October as well."

(The Enquirer, Kyle Brown, February 1, 2021)

ALWAYS SMILING

"It makes me proud that I was able to push him and prepare him for some of the things he wanted to do going forward in life," Andre Parker, Edwards high school football coach, told WCPO. "Mike was a kid — it didn't matter how much you pushed him he was going to smile. It was like no matter how much you run us, how much we're lifting, I'm going to enjoy today, coach. He made it fun for me."

His father, Mike Edwards Jr., reflected on Edwards' football journey, recalling the Winton Woods practices and helping his son buy football equipment. Edwards, who still has his letterman jackets and Winton Woods T-shirts, committed to maintaining his academics after a rigorous practice schedule. "Great player, great athlete, hard worker," Winton Woods athletic director David Lumpkin said. "He's one of the guys you knew was going to the NFL."

(WCPO, Mike Dyer, February 8, 2024)

PERSONAL

Son of Terri and Mike Edwards Jr., he has two sisters. Other than playing in the NFL, his dream job is to be a CSI or FBI agent. Nickname is 'The Badger'. Graduated from Kentucky with a degree in family science. Attended Winton Woods (OH) High School, where he also played baseball, basketball and participated in track & field.



CB | 5

KAIR ELAM

AGE: 22 (May 5, 2001) | HT: 6-2 | WT: 200

COLLEGE: Florida

NFL EXP: 3 Years

HOMETOWN: Riviera Beach, FL

ACQUIRED: Draft (2022, R1)

✕ [kaiirelam5](#)

📷 [cinco_savage5](#)

FIRST-AND-10

KAIR ELAM was selected by the Bills in the first round (23rd overall) in 2022. Elam became the first player the Bills have drafted out of Florida since selecting LB Vosean Joseph in 2019.

SHOUTOUTS

- Tallied an interception in the Bills first Wild Card playoff game vs. Pit. (1/15/24).
- Finished his rookie season in 2022 playing in 13 regular season games (six starts) and two playoff games (one start).
- Tallied an INT in his playoff debut vs. Mia. (1/15/23), becoming the first Bill with an INT in his playoff debut since Antoine Winfield (1/8/00 at Ten.).
- Intercepted Chiefs QB Patrick Mahomes at KC (10/17/22) to become the first Bills rookie to tally INTs in consecutive games since Tre'Davious White in 2017.
- Recorded his first career interception vs. Pit. (10/9/22), intercepting Steelers QB Kenny Pickett.
- Made his NFL debut at LAR (9/8/22).
- Finished his UF career with six interceptions in 35 games. Added 79 tackles (52 solo), 2.5 TFLs, six INTs, 26 passes defended and one fumble recovery. As a junior in 2021, started 10 games and recorded 29 tackles, six passes defended and one interception. As a sophomore in 2020, earned first-team All-Southeastern Conference honors. Started at cornerback in all 12 games of the season and tallied two interceptions, 11 PBUs and one fumble recovery.

PERSONAL

His name is pronounced 'Kai-ear Ee-lam'. Son of Abram Elam and Shayla Davis. Majored in sports management. Ran track and played basketball at Benjamin High School. For more information, visit [kaiirelam.com](#).

IF YOU HAVEN'T HERD

THE BLUEPRINT

Kairi did not have to look far growing up for inspiration and examples of what is possible on the football field. Both Kairi's father, Abram, and uncle, Matt, played in the NFL. Now that Kairi has made it to the NFL, his dad hopes that he can accomplish everything those who came before him accomplished and then some. "This is his moment," Abram told the Buffalo media after Kairi was drafted. "He took advantage of every opportunity and made the most of it. This isn't about me. This is him. As a father, this is what you always dream of, your son having more or better than what you set out to do...We always have a saying in the family. They call me 'The Blueprint,' but I see him and Matt and they took the plans and they enhanced it. You know what I mean? So they've taken it and did their thing with it and made it even better. And that's what you always want."

SOPHIA THE FIERCE

Kairi Elam met Sophia (Benintende) in October 2022. On May 9, 2023, Sophia Benintende died. She was 9 years old. Born on Nov. 19, 2013, Sophia got her nickname, Sophia the Fierce, from her strength as she faced the unimaginable. In July 2021, Sophia was diagnosed with Ewing Sarcoma, a rare type of cancer that begins in the bones or soft tissue. A first-round pick, Elam grappled with the ups and downs of a rookie season. His friendship with Sophia grounded him. "At that time, I was struggling with trying to find myself coming here, dealing with expectations and trying to force (gratefulness)," he said. "She helped me out so much, mentally...We went out to dinner one night. And she started bursting out in tears out of nowhere, because she was just going through so much internally. But she never complained. You know? She was tough." (Buffalo News, Katherine Fitzgerald, May 15, 2023)

THE STAMPEDE

Favorite movie: All About The Benjamins

Favorite athletes growing up: Michael Vick

Pregame ritual: Drink Pedialyte and pickle juice

Little known fact: Started playing football in 7th grade



KAIR ELAM'S NFL REGULAR SEASON DEFENSIVE STATISTICS

DATE	TEAM	GP	TACKLES										INTERCEPTIONS					FUMBLES					ST					MISC	
			GS	TK	S	A	TFL	YDS	SK	YDS	QBH	NO	YDS	LG	TD	PD	FF	FR	TD	YDS	TK	S	A	FF	FR	S	A		
2022	Bills	13	6	39	28	11	1	3	0.0	0.0	0	2	0	0	0	4	0	0	0	0	0	2	1	1	0	0	0	0	
2023	Bills	3	2	14	10	4	0	0	0.0	0.0	0	0	0	0	0	0	0	0	0	0	0	0	0	0	0	0	0		
2024	Bills	3	0	3	2	1	1	1	0.0	0.0	0	0	0	0	1	0	0	0	0	0	0	0	0	0	0	0	0		
TOTALS		19	8	56	40	16	2	4	0.0	0.0	0	2	0	0	0	5	0	0	0	0	2	1	1	0	0	0	0		

KAIR ELAM'S NFL POSTSEASON DEFENSIVE STATISTICS

DATE	TEAM	GP	TACKLES										INTERCEPTIONS					FUMBLES					ST					MISC	
			GS	TK	S	A	TFL	YDS	SK	YDS	QBH	NO	YDS	LG	TD	PD	FF	FR	TD	YDS	TK	S	A	FF	FR	S	A		
2022	Bills	2	1	6	5	1	0	0	0.0	0.0	0	1	0	0	0	2	0	0	0	0	0	0	0	0	0	0	0		
2023	Bills	2	0	5	1	4	0	0	0.0	0.0	0	1	0	0	0	1	0	0	0	0	0	0	0	0	0	0	0		
TOTALS		4	1	11	6	5	0	0	0.0	0.0	0	2	0	0	0	3	0	0	0	0	0	0	0	0	0	0	0		

SINGLE-GAME HIGHS: DEFENSIVE

Total Tackles 11 vs. Jacksonville Jaguars, Oct 08, 2023
Solo Tackles 8 vs. Jacksonville Jaguars, Oct 08, 2023
Passes Defensed 1 vs. Jacksonville Jaguars, Sep 23, 2024

Tackles For Loss 1 vs. Jacksonville Jaguars, Sep 23, 2024
Interceptions 1 at Kansas City Chiefs, Oct 16, 2022

2024 GAME-BY-GAME REGULAR-SEASON STATISTICS (BILLS)

DATE	OPP	P/S	TACKLES										INTERCEPTIONS					FUMBLES					ST					MISC	
			TK	S	A	SK	YDS	TFL	YDS	QBH	NO	YDS	LG	TD	PD	FF	FR	TD	YDS	TK	S	A	FF	FR	S	A	W/L	SCORE	
09/08	Cardinals	P	0	0	0	0.0	0.0	0	0	0	0	0	0	0	0	0	0	0	0	0	0	0	0	0	0	0	W	34-28	
09/12	at Dolphins	P	0	0	0	0.0	0.0	0	0	0	0	0	0	0	0	0	0	0	0	0	0	0	0	0	0	0	W	31-10	
09/23	Jaguars	P	3	2	1	0.0	0.0	1	1	0	0	0	0	0	1	0	0	0	0	0	0	0	0	0	0	0	W	47-10	
2024 TOTALS			3-0	3	2	1	0.0	0.0	1	1	0	0	0	0	1	0	0	0	0	0	0	0	0	0	0	0	3-0		



DE | 57

AJ EPENESA

AGE: 26 (September 15, 1998) | HT: 6-6 | WT: 260

COLLEGE: Iowa

NFL EXP: 5 Years

HOMETOWN: Edwardsville, IL

ACQUIRED: Draft (2020, R2)

✕ [ajepenesa24](#)

📷 [supersamoan94](#)

FIRST-AND-10

AJ EPENESA re-signed with the Bills in 2024 on a two-year deal after finishing his fourth season in Buffalo in 2023. Epenesa was selected by the Bills in the 2nd round (54th overall) in 2020.


SHOUTOUTS

- Registered his first sack of the 2024 season vs JAX (9/23/24) and also collected four QB hits.
- Tied his career high in sacks (6.5) and TFLs (7), and recorded new career highs in tackles (20), passes defended (8) and INTs (2) in 2023.
- Intercepted Patrick Mahomes at KC (12/10/23) for his second INT of the season. Epenesa became the 12th Bills defensive lineman with 2 interceptions in his career, and only the third with multiple in a season, joining Ron McDole (2 in 1968) and Sean Moran (2 in 1997).
- Collected half a sack of Russell Wilson for his 6.5 sack of the season vs DEN (11/13/23) tying a personal season-high (had 6.5 in 2022).
- Recorded his fifth sack of the season, vs TB (10/26/23) taking down Baker Mayfield and collected a TFL.
- Collected a sack of Tyrod Taylor against the Giants (10/15/23) and totaled three tackles and one TFL.
- Had 2.0 sacks against the Jaguars (10/9/23) and defended 3 passes which both mark as a career-high. And first Bill since 2020 with defensive "trifecta" (sack/FF/FR) recording a strip sack of Trevor Lawrence.
- Recorded first career INT (Sam Howell) at WAS (9/24/23), and returned pickoff 32 yards for a TD, first DL to score on INT return since Aaron Schobel 9/14/09. The INT marked his first INT TD of his football career. His last TD came in college with Iowa in 2018 (11/17) on a fumble recovery vs. Illinois.
- Finished 2022 third on the team with 6.5 sacks, five passes defenses, and two forced fumbles, all new career highs.

IF YOU HAVEN'T HERD

HOOP STAR

A three-sport star growing up, Epenesa played on the St. Louis Eagles AAU basketball team that featured Celtics star Jayson Tatum and former Iowa star Tyler Cook. "His athleticism is freaky," Cook told The Athletic. "When I was in eighth grade, I promise you A.J. was better than I was. I'm not going to lie about that at all. A freak athlete, man. People don't know how skilled of a basketball player he was, too. He could shoot it, put it on the deck. I talk to him about it every time I see him."



IT CAN ONLY BE JARED

According to a story by The Athletic, A.J. Epenesa's middle name, Jared, came from his father's best friend in college. Former DT Jared DeVries used to lend his car in college to Eppy Epenesa, so he could drive 50 miles to see his fiancée (now wife) Stephanie and their newborn daughter, Samantha. "Naming him after Jared has to do with my friendship with Jared, which will stick for life," Eppy said. "I'm glad I did that. It's a blessing just to have Jared as my friend."

PERSONAL

Full name: Andrew Jared Epenesa. Is the son of Stephanie and Espensa "Eppy" Epenesa. His father, a native of American Samoa, played DT at Iowa. Has a sister, Samantha, and two brothers, Eric, an outside linebacker at Iowa, and lose. Majored in communications. Fan of the St. Louis Cardinals. Played football, basketball and track in high school, scoring over 1,000 points in basketball and earned All-America honors as a discus thrower.



AIGA MEANS FAMILY IN SAMOA

Epenesa's twitter bio contains the flag of American Samoa. His Instagram account is @supersamoan94. The roots run much deeper. His father, Eppy, grew up in Pago Pago, Samoa and that lineage is ingrained in his life. Because of that, family is first for the Epenesas and A.J. is tattooed with birds, tortoise shells, fish, and leaves, all symbols of the Samoan culture. "I didn't have much exposure to Samoa growing up in Illinois," A.J. said. "But my dad tried his best to put his culture into our lives so that I can really embrace it and take pride in it, which I do."



GO BILLS!!

A.J. had the opportunity to bring joy to lifelong Bills fan Frank Bonfilio of Cincinnati surprising him with two tickets to the Sunday Night Football game against the Bengals. Frank is the starter of a Bills backer group in Northern Kentucky where there are about 200 members and he sets up game days and events for Bills fan in Northern Kentucky. "We know BillsMafia is everywhere and having their support is amazing, with so many people like Frank it just makes it that much more special to know we have people committed to us as we are to them." Epenesa said.

THE STAMPEDE

Favorite TV show: Game of Thrones

Favorite movie: The Dark Knight

First job: Worked in the garage of a tire shop

Hidden talent: Can Play the ukulele

Bucket list item: Make his own samurai sword

Pregame ritual: Eat 3 chocolate chip cookies and 2 glasses of milk



Biggest pet peeve: People who don't wave back

Dream vacation spot: Tokyo, Japan

Favorite cereal: Cap'n Crunch

Gas station snack: Peace tea and corn nuts

Favorite video game: UFC

MLB Team: St. Louis Cardinals

First car: 2004 silver Chevy Trailblazer





A.J. EPNESA'S NFL REGULAR SEASON DEFENSIVE STATISTICS

DATE	TEAM	GP	TACKLES										INTERCEPTIONS					FUMBLES					ST					MISC	
			GS	TK	S	A	TFL	YDS	SK	YDS	QBH	NO	YDS	LG	TD	PD	FF	FR	TD	YDS	TK	S	A	FF	FR	S	A		
2020	Bills	14	1	14	11	3	3	6	1.0	2.0	4	0	0	0	0	1	0	0	0	0	0	0	0	0	0	0	0	0	
2021	Bills	14	0	14	8	6	2	14	1.5	13.0	9	0	0	0	0	1	0	0	0	0	0	0	0	0	0	0	0		
2022	Bills	15	2	16	13	3	7	49	6.5	56.5	10	0	0	0	0	5	2	1	0	0	0	0	0	0	0	0	0		
2023	Bills	15	1	20	9	11	7	28	6.5	40.0	10	2	38	32	1	8	1	1	0	0	0	0	0	0	0	0	0		
2024	Bills	3	3	6	4	2	1	10	1.0	10.0	4	0	0	0	0	0	0	0	0	0	0	0	0	0	0	0	0		
TOTALS		61	7	70	45	25	20	107	16.5	121.5	37	2	38	32	1	15	3	2	0	0	0	0	0	0	0	0	0		

A.J. EPNESA'S NFL POSTSEASON DEFENSIVE STATISTICS

DATE	TEAM	GP	TACKLES										INTERCEPTIONS					FUMBLES					ST					MISC	
			GS	TK	S	A	TFL	YDS	SK	YDS	QBH	NO	YDS	LG	TD	PD	FF	FR	TD	YDS	TK	S	A	FF	FR	S	A		
2020	Bills	3	0	3	3	0	0	0	0.0	0.0	1	0	0	0	0	1	0	0	0	0	0	0	0	0	0	0	0		
2021	Bills	2	0	2	0	2	0	0	0.0	0.0	0	0	0	0	0	1	0	0	0	0	0	0	0	0	0	0			
2022	Bills	2	0	1	1	0	0	0	0.0	0.0	0	0	0	0	0	0	0	0	0	0	0	0	0	0	0	0			
2023	Bills	2	0	1	1	0	1	0	0.0	0.0	1	0	0	0	0	1	0	0	0	0	0	0	0	0	0	0			
TOTALS		9	0	7	5	2	1	0	0.0	0.0	2	0	0	0	0	3	0	0	0	0	0	0	0	0	0	0			

2024 GAME-BY-GAME REGULAR-SEASON STATISTICS (BILLS)

DATE	OPP	P/S	TACKLES										INTERCEPTIONS					FUMBLES					ST					MISC		SCORE
			TK	S	A	SK	YDS	TFL	YDS	QBH	NO	YDS	LG	TD	PD	FF	FR	TD	YDS	TK	S	A	FF	FR	S	A	W/L			
09/08	Cardinals	S	1	0	1	0.0	0.0	0	0	1	0	0	0	0	0	0	0	0	0	0	0	0	0	0	0	0	W	34-28		
09/12	at Dolphins	S	3	2	1	0.0	0.0	0	0	1	0	0	0	0	0	0	0	0	0	0	0	0	0	0	0	W	31-10			
09/23	Jaguars	S	2	2	0	1.0	10.0	1	10	2	0	0	0	0	0	0	0	0	0	0	0	0	0	0	0	W	47-10			
2024 TOTALS		3-3	6	4	2	1.0	10.0	1	10	4	0	0	0	0	0	0	0	0	0	0	0	0	0	0	0	3-0				



LS | 69

REID FERGUSON

AGE: 30 (March 24, 1994) | HT: 6-2 | WT: 235

COLLEGE: LSU

NFL EXP: 8 Years

HOMETOWN: Buford, GA

ACQUIRED: FA (2024)

X SnapFlow69

IG reidferguson

FIRST-AND-10

REID FERGUSON originally joined the Bills as a rookie free agent in 2016 from LSU and was added to the practice squad later that year. In 2017, he became the team's primary long snapper. In 2021, Ferguson signed a three-year contract extension with Buffalo that runs through the 2024 season. He is longest tenured player on the Bills roster.

SHOUTOUTS

- Appeared in all 16/17 games for the 7th consecutive season in 2023.
- Played in 100th career regular season game at Was. (9/24/23).
- In 2022, was part of a special teams unit that ranked 5th in the NFL (according to Rick Gosselin) and 1st in DVOA as calculated by Football Outsiders.
- He and his brother, Blake, played against each other for first time in their lives at Mia (9/20/20).
- The Bills are 8-3 when he records a tackle on special teams in his career.
- Earned spot on practice squad in 2016 behind long snapper Garrison Sanborn.
- Served as LSU's long snapper for all 51 games of his collegiate career (2012-15) and only had one errant snap which occurred on his first snap as a freshman.
- Earned first-team All-America honors by Phil Steele in 2015.
- Rated as the nation's #2 long snapper coming out of high school by Scout.com and earned a scholarship to LSU.
- Earned a spot on the academic honor roll during all four years of college.
- Has visited 13 current MLB stadiums in his quest to see all 30 venues.

IF YOU HAVEN'T HERD

GRILLS MAFIA

An avid backyard grill artist, Ferguson has transformed his love of grilling into charity while connecting with Bills Mafia. He sells a line of stylish T-shirts and grilling accessories on grillsmafiamerch.com which benefit Western New York food-based and veterans charities. More information can be found on X at @[SnapFlow69](https://twitter.com/SnapFlow69) and @[GrillsMafia](https://twitter.com/GrillsMafia). In August, Ferguson's grilling expertise was featured on an episode of GMA3, a lifestyle and entertainment show on ABC.



PERSONAL

He and his wife, Erica, have two daughters, Blakely and Piper. Is the son of Kevin and Tracy Ferguson. His brother, Blake, earned a national championship as a long snapper with LSU in 2019 and was a 6th round pick of the Miami Dolphins in 2020. Has a Goldendoodle named Buck and a Labradoodle named Luna. Earned a degree in sports administration and criminology. Began playing football in the 5th grade for the Alpharetta (GA) Eagles. Works extensively with the Veteran's One Stop Center of Western New York.



REID FERGUSON



BROTHERLY LOVE, FERGUSON STYLE

Reid and Blake Ferguson took similar paths to the NFL growing up in Buford, GA. Both attended Buford HS and LSU. And both are now playing in the AFC East, as Blake was drafted by the Dolphins in 2020. Blake learned a great deal from his big brother over the years, but it was not a one-way street. "Perseverance is the best thing I learned from Blake," recalled Reid. "His battle with diabetes over the years put a lot of things in perspective for me. Things that seemed like big problems are nothing compared to what he went through."

FIGHT FOR HIS FAMILY

Ferguson's brother, Blake, was diagnosed as a Type 1 diabetic in 2011 at the age of 13. Since then, it has been a family mission to raise awareness and funds to fight diabetes. In fact, during the 2018 offseason, he joined his brother and the American Diabetes Association in a trip to Capitol Hill to meet with lawmakers to raise awareness. "The experience I had at Call to Congress with the American Diabetes Association was very eye-opening," Ferguson told the Buffalo News. "To be able to go to the Hill and continue the talks to get more funding for diabetes research was incredible."

SOCCER TEAM OWNER

In 2023, Reid and his brother, Blake, became minority owners of Swansea City AFC in Wales. "Sports ownership has always been a goal of mine and I love the game of soccer. It was an opportunity I could not pass up," said Ferguson.



THE STAMPEDE

Best recipe on the grill: My own pulled pork recipe
Favorite household chore: Laundry
Favorite food to eat in the car: Chic-fil-A chicken sandwich
Favorite brother combo in sports: Peyton and Eli Manning
Least favorite rule in baseball: Blackouts
Favorite app on phone: Reddit
Favorite podcast: Talkin' Baseball
First car you drove: 1977 Pontiac LeMans
Best concert you attended: Chris Stapleton in Atlanta

THANK YOU FOR YOUR SERVICE

Ferguson was the Bills nominee for the NFL's Salute to Service award in 2022 and 2023 due to his commitment to honoring active and retired military members. One of his initiatives is hosting an annual happy hour for military members, veterans and their families in the Buffalo area called "Thank a Vet BBQ."

"Sometimes it's easy to take for granted the freedom that we have on a day to day basis and I think my involvement centers around an appreciation of what they've given and what they've laid on the line."

Ferguson's grandfathers Jim Seale and Robert Ferguson as well as his great uncle Jerry Seale and great grandfather Howard Seale all served in the military.

BUFFALO TRACKS

LONGEST TENURED BILLS

- Reid Ferguson (since 2016)
- Dion Dawkins and Matt Milano (since 2017)
- Josh Allen and Taron Johnson (since 2018)

BUFFALO TRACKS

REGULAR SEASON

GAMES PLAYED/STARTED

2017 (Buf, 16/0), 2018 (Buf, 16/0), 2019 (Buf, 16/0), 2020 (Buf, 16/0), 2021 (Buf, 17/0), 2022 (Buf, 16/0), 2023 (Buf, 17/0), 2024 (Buf, 3/0) ... Totals (117/0)

POSTSEASON

GAMES PLAYED/STARTED

2017 (Buf, 1/0), 2019 (Buf, 1/0), 2020 (Buf, 3/0), 2021 (Buf, 2/0), 2022 (2/0), 2023 (2/0) ... Totals (11/0)



FB | 41

REGGIE GILLIAM

AGE: 27 (August 20, 1997)

HT: 6-0

WT: 244

COLLEGE: Toledo

NFL EXP: 5 Years

HOMETOWN: Columbus, OH

ACQUIRED: UDFA (2020)

X _ 1 Sledge

FIRST-AND-10

REGGIE GILLIAM signed a two-year contract extension with the Bills in 2022, tying him to the team through 2024. He originally joined the Bills as an undrafted free agent following the 2020 NFL Draft out of Toledo.

SHOUTOUTS

- Played in a career-high 17 games and both postseason match-ups in 2023.
- Earned AFC Special Teams Player of the Week honors following his Week 11 performance vs. NYJ (11/19/23). Forced a fumble on the opening kickoff and tallied two special teams tackles.
- Played in 15 regular season games and both postseason contests in 2022. Had 8 receptions for 69 yards, both career highs, and added a receiving touchdown.
- Played in 16 regular season games (5 starts) in 2021.
- Recorded his first-career rushing attempts (2) at Mia. (9/19/21).
- Notched his first-career touchdown reception at Mia. (9/20/20), scoring on his first pro reception.
- Forced his first NFL fumble, which was recovered by the Raiders on punt coverage at LV (10/4/20).
- Played in 14 regular season and three postseason games in 2020, contributing mainly on special teams.
- Made his NFL debut in the season opener vs. NYJ (9/13/20).
- Finished his four-year collegiate career playing in 40 games, while totaling 18 receptions for 153 yards and three receiving touchdowns.

PERSONAL

The son of Reginald and Linda Gilliam. Has two brothers, Travis and Phillip. Graduated with a degree in marketing. He is the first person from Westland HS to make it to the NFL.

IF YOU HAVEN'T HERD

FROM UNNOTICED TO NFL

If you want a guy to root for, a guy who has had to scratch and claw for everything he has ever received, the 24-year-old from Galloway, Ohio is your man.

Reggie Gilliam signed a two-year contract extension worth \$5.3 million Sunday.

At Westland High School outside Columbus, the football team was terrible and even though he was the MVP and he made first-team all-conference, there were no college recruiters punching that address into their GPS.

"I won seven games my entire high school career, so, I was kind of like, college was a stretch," he said. "About the third game into my senior year, I got a DM from a recruiter in Toledo. He hit me up and was like, 'Hey, saw your film, had a really great game - we'd like you to come up for our walk-on day, and see the campus.' So I came up and fell in love with the campus, and was like, 'This is what I want to do.'"

All it takes is one, and Gilliam walked on to the team and eventually earned a scholarship in his third year. He played 40 games for the Rockets as a tight end, but he caught only 18 passes for 153 yards, so once again, he figured there was no way an NFL team would give him a look.

(Rochester Democrat and Chronicle, Sal Maiorana, August 8, 2022)

THE STAMPEDE

Favorite movie: Focus

Most famous cell phone contact: Josh Allen

Nickname: Sledge

Favorite food: Japanese Hibachi

Least favorite class in college: Anything math related

Biggest pet peeve: People who chew with their mouth open

Favorite household chore: Laundry



REGGIE GILLIAM'S NFL REGULAR SEASON RUSHING/RECEIVING STATISTICS

		RUSHING							RECEIVING				
DATE	TEAM	GP	GS	NO.	YDS.	AVG.	LG	TD	NO.	YDS.	AVG.	LG	TD
2020	Bills	14	0	0	0	0.0	0	0	2	16	8.0	15	1
2021	Bills	16	5	3	3	1.0	2	0	3	23	7.7	8	0
2022	Bills	15	4	0	0	0.0	0	0	8	69	8.6	14	1
2023	Bills	17	0	0	0	0.0	0	0	1	3	3.0	3	0
2024	Bills	3	0	0	0	0.0	0	0	0	0	0.0	0	0
TOTALS		65	9	3	3	1.0	2	0	14	111	7.9	15	2

REGGIE GILLIAM'S NFL POSTSEASON RUSHING/RECEIVING STATISTICS

		RUSHING							RECEIVING				
DATE	TEAM	GP	GS	NO.	YDS.	AVG.	LG	TD	NO.	YDS.	AVG.	LG	TD
2020	Bills	3	0	0	0	0.0	0	0	0	0	0.0	0	0
2021	Bills	2	1	0	0	0.0	0	0	3	12	4.0	7	0
2022	Bills	2	0	0	0	0.0	0	0	0	0	0.0	0	0
2023	Bills	2	0	0	0	0.0	0	0	0	0	0.0	0	0
TOTALS		9	1	0	0	0.0	0	0	3	12	4.0	7	0

SINGLE-GAME HIGHS: RUSHING/RECEIVING

Rush Attempts 2 at Miami Dolphins, Sep 19, 2021
Rushing Yards 2 at Miami Dolphins, Sep 19, 2021
Longest Runs 2 at Miami Dolphins, Sep 19, 2021
Receptions 3 at Kansas City Chiefs, Oct 16, 2022
Receiving Yards 22 at Miami Dolphins, Sep 25, 2022
Receiving Average 6.0 at Kansas City Chiefs, Oct 16, 2022

Longest Receptions 15 at New York Jets, Oct 25, 2020
Receiving TDs 1 vs. Tennessee Titans, Sep 19, 2022
All-Purpose Yards 22 at Miami Dolphins, Sep 25, 2022
Special Teams Tackles 2 vs. New York Jets, Nov 19, 2023
Most TDs 1 vs. Tennessee Titans, Sep 19, 2022

2024 GAME-BY-GAME REGULAR-SEASON STATISTICS (BILLS)

		RUSHING							RECEIVING						
DATE	OPPONENT	P/S	NO.	YDS.	AVG.	LG	TD	NO.	YDS.	AVG.	LG	TD	W/L	SCORE	
09/08	Cardinals	P	0	0	0.0	0	0	0	0	0.0	0	0	W	34-28	
09/12	at Dolphins	P	0	0	0.0	0	0	0	0	0.0	0	0	W	31-10	
09/23	Jaguars	P	0	0	0.0	0	0	0	0	0.0	0	0	W	47-10	
2024 TOTALS		3-0	0	0	0.0	0	0	0	0	0.0	0	0	3-0		



OT | 68

TYLAN GRABLE

AGE: 24 (October 4, 1999) | HT: 6-5 | WT: 313

COLLEGE: UCF

NFL EXP: Rookie

HOMETOWN: Gordon, GA

ACQUIRED: Draft (2024, R6)

X tylanmalik

📷 tylan.grable

FIRST-AND-10

TYLAN GRABLE was selected by the Bills in the sixth round in 2024. Grable is the first player out of UCF selected by the Bills since Gabe Davis in 2020.

SHOUTOUTS

- Made his NFL debut vs. Arz. (9/8/24).
- Split his college career between UCF (2022-23) and Jacksonville State (2018-21).
- Started all 13 games in 2023 en route to being named an Honorable Mention offensive lineman pick on All-Big 12 team chosen by league coaches.
- Started all 14 games at left tackle in 2022 for UCF. Third-team pick on Pro Football Focus All-AAC team.
- Started 17-of-34 games played for Jacksonville State.
- Unanimous pick on ASUN Conference all-league squad for 2021 after helping lead JSU to an ASUN-best 1,665 rushing yards. Helped JSU stage a 20-17 upset of Florida State (9/11/21).
- Started 10-of-11 games in combination fall 2020/spring 2021 season. Named second-team AFCA FCS All-American in fall 2020/spring 2021.
- Played in 12 games on offensive line and at tight end in 2019.

PERSONAL

Name is pronounced TIE-lunn GRAY-bull. Son of Marvin and Teresa Grable. Has two brothers, Antraun and Ashton, and two sisters, Andrea and Anaya Veal. Attended Wilkinson County (GA) High School, where he also played basketball while winning three straight state championships and averaging 18 points & 12 rebounds his final year. Graduated from UCF and began pursuing a master's degree in educational leadership. Received 2022 AAC All-Academic Team honors. Hobbies include watching movies, being outdoors and spending time in local parks.

IF YOU HAVEN'T HERD

A SIGNAL CALLER IN THE TRENCHES

Tylan Grable played quarterback in high school. He commanded huddles and looked beyond the bars of a face mask, into eyes and scolded. When quarterbacks see too many opposing players in their faces, they scold linemen. "I did it quite a few times, thinking it was kind of easy," Grable says, with a laugh. "Now, doing the job that they were out there trying to do, I see it's not that easy." The former high school quarterback has gone to the trenches. He's made the transition from quarterback, to tight end and offensive tackle at Jacksonville State. "He's a man of many skills," JSU coach John Grass said. "He's played a little bit of everything. He was a basketball player and played on a really good basketball team. He played quarterback, and I think you still see that with him playing tackle."

JSU's coaching staff had to sell Grable on going from a guy with the ball in his hands to a guy with his hand on the ground. Then they asked him to go from run blocking as a tight end to pass blocking as a tackle. Grable didn't fight it. He just tried to do what offensive linemen can't ... wrap his arms around it. "My first reaction was, how?" he said. "I don't know how, but he kept telling me to just trust the process and listen to coach and listen to your teammates. They'll help you get through it, and then you can really be good. I said, I've got to give it a try. Whatever I can do for the team, I was ready." (The Anniston Star, Joe Medley, April 20, 2021)

THE STAMPEDE

Favorite TV show: The Wayans Bros

Favorite movie: Next Friday

Favorite food: Pizza from Hunt Brothers

First job: Working at Lowe's

Favorite musical artists: Drake & Future

Bucket list item: To be on Inside The NBA

First car: A 2005 Impala nicknamed the Black Panther

Dream vacation spot: Egypt

Fun fact: Played baseball through eighth grade and was good enough to be invited to play on the Warner Robins team that made the Little League World Series



S | 3

DAMAR HAMLIN

AGE: 26 (March 24, 1998) | HT: 6-0 | WT: 200

COLLEGE: Pittsburgh

NFL EXP: 4 Years

HOMETOWN: McKees Rock, PA

ACQUIRED: Draft (2021, R6)

X Hamlinsland

IG d.ham3

FIRST-AND-10

DAMAR HAMLIN was selected by the Bills in the sixth round (212th overall) of the 2021 NFL Draft. He joined CB Dane Jackson as the second Panther defensive back drafted by the Bills in as many years. In 2023, Damar won the Ed Block Courage Award, the PFWA NFL Comeback Player of the Year and was nominated for the AP NFL CPOY.

SHOUTOUTS

- Recorded his first career interception, picking off Jaguars QB Trevor Lawrence vs JAX (9/23/24) and returning it 19 yards to set up a Bills TD.
- Tied for a team-high 10 total tackles in the Thursday night win at MIA (9/12/24) including one TFL.
- Collected his first tackle of the season vs DEN (11/13/23).
- Played his first snaps of the 2023 season against MIA (10/1/23) appearing on special teams.
- Was fourth on the team in total tackles with 88 during the 2022 season and recorded 1.5 sacks, 6 TFLs and a forced fumble.
- Forced the first fumble of his career in the 4th quarter vs. NYJ (12/11/22).
- Recorded career-high 12 total tackles at NYJ (11/6/22).
- Recorded his first share of a sack in at MIA (9/25/22), his first participation in a sack in 17 career games.
- Appeared in 14 games during his rookie season in 2021.
- Made his NFL debut vs. PIT (9/12/21), appearing on special teams.

PERSONAL

The son of Mario and Nina Hamlin. Has one brother. Earned his bachelor's degree in communication from Pittsburgh. Hamlin was selected as the PFWA 2023 George Halas Award winner becoming the second member of the Bills to receive the honor, joining TE Kevin Everett (2008).

IF YOU HAVEN'T HERD

CHASING M'S

Reminiscing on his journey, Damar Hamlin decided that he wanted to use his platform to give back to others and created The Chasing M's Foundation. His first program was a toy drive in 2020.

He raised money on GoFundMe to purchase and donate toys to Kelly and Nina's Daycare Center in his hometown of McKees Rocks, Pennsylvania.

"The idea popped in my head right after Clemson week," Hamlin told the Pittsburgh Post-Gazette. "It sparked a thought in my head. But I actually couldn't do anything until after my eligibility was done as far as GoFundMe and all that. So it's been a solid week and a half of preparation for the toy drive. This was all able to happen off that short amount of time. That just goes to show the support that the town, the city, all of Pitt fans and the University of Pittsburgh, everyone that grew up watching me and knew my story personally and have been a part of it, that's just a testament to how much they support me."

The support Hamlin has received came in abundance in 2023 and has raised over 11 million dollars and still counting.

Chasing Millions

In addition to the Chasing M's Foundation, Hamlin also has a clothing brand named Chasing M's. Chasing M's stands for Chasing Millions and according to the brand's website, it is "for those who have a dream and pursue it... It is for those who want something more and can't settle to be average."

Hamlin has donated clothes from his brand to his area high school in Pittsburgh, Sto-Rox, and will continue to use it to grow his platform and increase the people that he can reach.



DAMAR HAMLIN



CPR AND AED TRAINING

On Jan. 2, 2023, Hamlin went into cardiac arrest during the Monday Night Football game at Paycor Stadium against the Cincinnati Bengals.

Emergency responders provided CPR on Hamlin and used an AED to revive him. Hamlin recovered at UC Medical Center and one week later, doctors released him back to Buffalo.

Instead of letting this moment define his career or even who he was a person, "This event was life-changing, but it's not the end of my story." Hamlin said regarding his blow to chest called commotio cordis.

So he decided to lead from the front and wanted to raise awareness on CPR which saved his life. Providing CPR on someone who is in cardiac arrest can triple their survival chance as it continues the flow of oxygen to the brain and other vital organs.

"I wake up every day and think about how I can impact the world in a positive way, that's what I care about if you take away everything else. To be able to save a life is a true superpower. Instead of people standing by not knowing what to do, I'm just trying to create more people who do know what to do. Growing up, I never really remember ever thinking about where an AED was, or ever thinking about CPR training. As we learned from my personal experience, it is very important and life-changing. This program (Chasing M's) is very important because it gives life-saving care to kids in their own communities and on the field."



DAMAR HAMLIN'S NFL REGULAR SEASON DEFENSIVE STATISTICS

DATE	TEAM	GP	GS	TACKLES							INTERCEPTIONS					FUMBLES			ST			MISC				
				TK	S	A	TFL	YDS	SK	YDS	QBH	NO	YDS	LG	TD	PD	FF	FR	TD	YDS	TK	S	A	FF	FR	S
2021	Bills	14	0	1	1	0	0	0.0	0.0	0	0	0	0	0	2	0	0	0	0	1	1	0	0	0	0	0
2022	Bills	15	13	88	60	28	6	15	1.5	11.5	3	0	0	0	2	1	0	0	0	3	3	0	0	0	0	0
2023	Bills	5	0	1	1	0	0	0.0	0.0	0	0	0	0	0	0	0	0	0	0	1	1	0	0	0	0	0
2024	Bills	3	3	19	13	6	1	1	0.0	0.0	0	1	19	19	0	2	0	0	0	0	0	0	0	0	0	0
TOTALS		37	16	109	75	34	7	16	1.5	11.5	3	1	19	19	0	6	1	0	0	5	5	0	0	0	0	0

DAMAR HAMLIN'S NFL POSTSEASON DEFENSIVE STATISTICS

DATE	TEAM	GP	GS	TACKLES							INTERCEPTIONS					FUMBLES			ST			MISC				
				TK	S	A	TFL	YDS	SK	YDS	QBH	NO	YDS	LG	TD	PD	FF	FR	TD	YDS	TK	S	A	FF	FR	S
2021	Bills	2	0	1	1	0	0	0.0	0.0	0	0	0	0	0	0	0	0	0	0	0	0	0	0	0	0	0
2022	Bills	0	0	0	0	0	0	0.0	0.0	0	0	0	0	0	0	0	0	0	0	0	0	0	0	0	0	0
2023	Bills	2	0	0	0	0	0	0.0	0.0	0	0	0	0	0	0	0	0	0	0	2	2	0	0	0	0	0
TOTALS		4	0	1	1	0	0	0.0	0.0	0	0	0	0	0	0	0	0	0	0	2	2	0	0	0	0	0



WR | 13

MACK HOLLINS

AGE: 31 (September 16, 1993) | HT: 6-4 | WT: 221

COLLEGE: North Carolina

NFL EXP: 8 Years

HOMETOWN: Rockville, MD

ACQUIRED: Free Agent (2024)

mackhollins

mackhollins

FIRST-AND-10

MACK HOLLINS signed a one-year deal with the Bills in 2024. A fourth round pick of the Philadelphia Eagles in 2017 (118th overall), Hollins spent the majority of his first three seasons in Philadelphia. He has also played for the Dolphins (2019-21), Raiders (2022) and Falcons (2023).

SHOUTOUTS

- Made his Bills debut vs. ARI (9/8/24). Recorded an 11-yard touchdown reception, his first since 2022.
- Recorded 131 receptions for 1,691 yards and 10 touchdowns in 95 games (27 starts) for the Falcons, Raiders, Dolphins and Eagles.
- In 2023, played in 13 games and made three starts. Notched 18 receptions for 251 yards and added three special teams tackles.
- Appeared in all 17 games (16 starts) for the Raiders in 2022. Registered career highs in receptions (57) and receiving yards (690) while matching his career high in receiving touchdowns (four).
- Served as a team captain for the Raiders in 2022.
- Played in 17 games (three starts) for the Dolphins in 2021 and totaled 14 receptions for 223 yards and four touchdowns. Also added a career-high nine special teams tackles.
- Appeared in 16 games (two starts) for Miami in 2020. Compiled 16 receptions for 176 yards and one touchdown and notched three tackles on special teams.
- In 2019, he played in 15 games (three starts) for the Eagles and Dolphins. Recorded 10 receptions for 125 yards.
- Played in all 16 games and three postseason contests, including Super Bowl LII, during his rookie season with the Eagles in 2017. Finished with 16 receptions for 226 yards and one touchdowns while adding five special teams tackles.

IF YOU HAVEN'T HERD

STAYING GROUNDED

Former Eagles player Mack Hollins has a special way of training that many people may find gross.

The 29-year-old WR likes to roam around barefoot to keep up with flexibility and dexterity.

"I think I've been shoeless... for four or five years," Hollins said. "Sometimes I get kicked out of places where I have to put shoes on."

The life change came when Hollins met a group of men in Australia that were part of Melbourne Muscular Therapy -- a group that specializes in "holistic grounding exercises."

"It has been great for me," Hollins said. "I think it's fun because everyone should be barefoot. You don't see people walking around in mittens."

"It's so funny that people look at me like that because shoes are definitely dirtier than feet," Hollins laughed. "Because I wash my feet all the time. When's the last time you washed the bottom of your shoe?"

(NBC Sports Philadelphia, Julia Elbaba, February 10, 2023)

PERSONAL

Son of Richard and Karyn Hollins. Graduated with a degree in exercise and sport science at UNC. Serves as an ambassador for the Special Olympics. Played football, basketball and lacrosse at Wootton High School. Has three pet snakes.

THE STAMPEDE

Favorite movie: Lion King

Pregame ritual: I eat vegan on gamedays

Favorite musician: Frank Sinatra

Bucket list item: Finish getting my pilot's license



MACK HOLLINS' NFL REGULAR SEASON RUSHING/RECEIVING STATISTICS

DATE	TEAM	GP	GS	RECEIVING					RUSHING				
				NO.	YDS.	AVG.	LG	TD	NO.	YDS.	AVG.	LG	TD
2017	Eagles	16	0	16	226	14.1	64f	1	0	0	0.0	0	0
2018	Eagles	0	0	0	0	0.0	0	0	0	0	0.0	0	0
2019	Eagles	12	3	10	125	12.5	20	0	0	0	0.0	0	0
2019	Dolphins	3	0	0	0	0.0	0	0	0	0	0.0	0	0
2019	TOTAL	15	3	10	125	12.5	20	0	0	0	0.0	0	0
2020	Dolphins	15	2	16	176	11.0	34	1	0	0	0.0	0	0
2021	Dolphins	17	3	14	223	15.9	65f	4	0	0	0.0	0	0
2022	Raiders	17	16	57	690	12.1	60	4	4	40	10.0	17	0
2023	Falcons	13	3	18	251	13.9	45	0	0	0	0.0	0	0
2024	Bills	3	2	3	41	13.7	16	1	0	0	0.0	0	0
TOTALS		96	29	134	1,732	12.9	65T	11	4	40	10.0	17	0

MACK HOLLINS' NFL POSTSEASON RUSHING/RECEIVING STATISTICS

DATE	TEAM	GP	GS	RECEIVING					RUSHING				
				NO.	YDS.	AVG.	LG	TD	NO.	YDS.	AVG.	LG	TD
2017	Eagles	3	0	1	9	9.0	9	0	0	0	0.0	0	0
2018	Eagles	0	0	0	0	0.0	0	0	0	0	0.0	0	0
TOTALS		3	0	1	9	9.0	9	0	0	0	0.0	0	0

SINGLE-GAME HIGHS: RUSHING/RECEIVING

Rush Attempts 3 at Los Angeles Rams, Dec 08, 2022
Rushing Yards 40 at Los Angeles Rams, Dec 08, 2022
Longest Runs 17 at Los Angeles Rams, Dec 08, 2022
Receptions 8 at Tennessee Titans, Sep 25, 2022
Receiving Yards 158 at Tennessee Titans, Sep 25, 2022
Receiving Average 20.0 vs. Green Bay Packers, Sep 17, 2023

Longest Receptions 65f at New York Jets, Nov 21, 2021
Receiving TDs 1 vs. Arizona Cardinals, Sep 08, 2024
All-Purpose Yards 158 at Tennessee Titans, Sep 25, 2022
Special Teams Tackles 2 at Chicago Bears, Dec 31, 2023
Most TDs 1 vs. Arizona Cardinals, Sep 08, 2024
Miscellaneous Tackles 1 at New Orleans Saints, Oct 30, 2022

2024 GAME-BY-GAME REGULAR-SEASON STATISTICS (BILLS)

DATE	OPPONENT	P/S	RECEIVING						RUSHING					W/L	SCORE
			NO.	YDS.	AVG.	LG	TD	NO.	YDS.	AVG.	LG	TD			
09/08	Cardinals	P	2	25	12.5	14	1	0	0	0.0	0	0	0	W	34-28
09/12	at Dolphins	S	0	0	0.0	0	0	0	0	0.0	0	0	W	31-10	
09/23	Jaguars	S	1	16	16.0	16	0	0	0	0.0	0	0	W	47-10	
2024 TOTALS		3-2	3	41	13.7	16	1	0	0	0.0	0	0	0	3-0	



CB | 46

JA'MARCUS INGRAM

AGE: 27 (September 2, 1997) | HT: 6-2 | WT: 190

COLLEGE: Buffalo

NFL EXP: 1 Year

HOMETOWN: Dallas, TX

ACQUIRED: UDFA (2022)

✕ I Love Football

📷 @bigmoneyj

FIRST-AND-10

JA'MARCUS INGRAM joined the Bills as an undrafted free agent out of Buffalo in 2022. Prior to the 2021 season at Buffalo, Ingram spent time at Texas Tech and Utah State.

SHOUTOUTS

- Recorded his first career sack on a third down stop of Trevor Lawrence vs. JAX (9/23/24).
- Notched two interceptions, including one returned for a touchdown at MIA (9/13/24). Ingram is the first Bill to tally an INT TD in Miami since Preston Brown in Week 3 of 2015.
- Recorded a pass breakup on the last defensive play vs. ARI (9/8/24) to secure a 34-28 victory for the Bills.
- Spent the 2022-23 seasons on the Bills' practice squad. Appeared in two games in 2022 and three games in 2023.
- Made his NFL debut at Mia. (9/25/22) and finished with two tackles.
- Started all 11 games he played in at Buffalo in 2021. Recorded 47 tackles, 2.5 tackles for loss, a forced fumble and three pass breakups.
- Had a season-high 10 tackles, a tackle for loss and a pass breakup at Kent State (10/9/21).
- Played two seasons at Texas Tech at cornerback and safety. Appeared in 21 games with one start.
- Began his career as a walk-on at Utah State where he played in 19 games and made 15 starts in two seasons.

PERSONAL

Son of Godfrey Ingram and Tresa McMillian. Ingram earned a bachelor's degree in sociology and a master's degree in interdisciplinary studies (business & education). Ingram is one of 10 siblings and names his father, who passed away in 2018, as his biggest influence. In 2023, founded a clothing company, Trealogy.

IF YOU HAVEN'T HERD

A DREAM COME TRUE

Ja'Marcus Ingram had no scholarship offers coming out of high school in Dallas. He had to walk on to Utah State and pay his own way his first year of college.

After two years as a starter at Utah State and two years as a backup at Texas Tech, he finished his college career as a full-time starting cornerback last season at the University at Buffalo.

So when the Buffalo Bills offered him a contract after a two-day rookie minicamp tryout last month, Ingram said it was the culmination of a dream that he had kept alive against the odds over a long road.

"It's surreal; it's still kind of hard to wrap my mind around it," Ingram said after a recent Bills practice. "Right after the second rookie minicamp practice, it felt like I was about to go home because they huddled us up and said at 4 o'clock they would be transporting us to the airport. I was like, 'Dang, they're going to send us home. I'll be going back to Dallas.' But after the coaches huddled up, they walked over to me and whispered in my ear, 'Congratulations, we want to sign you.' It was a dream come true."

(The Buffalo News, Mark Gaughan, June 4, 2022)

THE STAMPEDE

Favorite player growing up: LaDainian Tomlinson

Bucket list item: Sky dive

Dream vacation spots: Butter pecan



JA'MARCUS INGRAM

JA'MARCUS INGRAM'S NFL REGULAR SEASON DEFENSIVE STATISTICS

DATE	TEAM	GP	TACKLES										INTERCEPTIONS					FUMBLES					ST					MISC					
			GS	TK	S	A	TFL	YDS	SK	YDS	QBH	NO	YDS	LG	TD	PD	FF	FR	TD	YDS	TK	S	A	FF	FR	S	A	FF	FR	S	A		
2022	Bills	2	0	3	2	1	0	0	0.0	0.0	0	0	0	0	0	0	0	0	0	0	0	0	0	0	0	0	0	0	0	0	0	0	0
2023	Bills	3	0	0	0	0	0	0	0.0	0.0	0	0	0	0	0	0	0	0	0	0	0	0	0	0	0	0	0	0	0	0	0		
2024	Bills	3	0	4	3	1	1	8	1.0	8.0	1	2	56	31t	1	4	0	0	0	0	0	0	0	0	0	0	0	0	0	0	0		
TOTALS		8	0	7	5	2	1	8	1.0	8.0	1	2	56	31T	1	4	0	0	0	0	0	0	0	0	0	0	0	0	0	0	0		

SINGLE-GAME HIGHS: DEFENSIVE

Total Tackles 2 vs. Jacksonville Jaguars, Sep 23, 2024
Solo Tackles 2 vs. Jacksonville Jaguars, Sep 23, 2024
Passes Defensed 2 at Miami Dolphins, Sep 12, 2024

Interceptions 2 at Miami Dolphins, Sep 12, 2024
Interception Return Yards 56 at Miami Dolphins, Sep 12, 2024

2024 GAME-BY-GAME REGULAR-SEASON STATISTICS (BILLS)

DATE	OPP	P/S	TACKLES										INTERCEPTIONS					FUMBLES					ST					MISC		W/L	SCORE			
			TK	S	A	SK	YDS	TFL	YDS	QBH	NO	YDS	LG	TD	PD	FF	FR	TD	YDS	TK	S	A	FF	FR	S	A	FF	FR	S			A		
09/08	Cardinals	P	2	1	1	0.0	0.0	0	0	0	0	0	0	0	0	1	0	0	0	0	0	0	0	0	0	0	0	0	0	0	0	0	W	34-28
09/12	at Dolphins	P	0	0	0	0.0	0.0	0	0	0	2	56	31	1	2	0	0	0	0	0	0	0	0	0	0	0	0	0	0	0	0	W	31-10	
09/23	Jaguars	P	2	2	0	1.0	8.0	1	8	1	0	0	0	0	1	0	0	0	0	0	0	0	0	0	0	0	0	0	0	0	0	W	47-10	
2024 TOTALS			3-0	4	3	1	1.0	8.0	1	8	1	2	56	31T	1	4	0	0	0	0	0	0	0	0	0	0	0	0	0	0	3-0			

**DT | 98**

AUSTIN JOHNSON

AGE: 30 (May 8, 1994) | **HT:** 6-4 | **WT:** 314**COLLEGE:** Penn State**NFL EXP:** 9 Years**HOMETOWN:** Galloway, NJ**ACQUIRED:** Free Agent (2024) **AJohn15** **ajohn_94**

FIRST-AND-10

AUSTIN JOHNSON signed a one-year contract with the Bills on March 28, 2024. Johnson was the 43rd overall selection in the 2nd round of the 2016 NFL Draft by the Titans where he spent the first four years of his career before heading to the Giants for 2020-21 and the Chargers in 2022-23.

SHOUTOUTS

- In 2023, Johnson started in all 17 contests and registered 46 tackles (24 solo), a forced fumble, a fumble recovery and two tackles for a loss.
- Started in eight contest of the 2022 season along the defensive front, totaling 22 tackles (16 solo), a 10-yard sack, three tackles for loss and a pass defended).
- In 2021 he started all 17 games on the defensive line for the New York Giants, finishing the year with a new career high in tackles with 72 tackles (31 solo), 3.5 sacks, one pass defended, seven quarterback hits and six tackles for loss. While registering his first career fumble recovery. Ranked fourth on the Giants with 4.5 sacks.
- In his first season with the Giants in 2020, he saw action in all 16 games for New York, accounting for 18 tackles (eight solo), one sack, two TFLs and one forced fumble.
- Saw action in all 16 regular-season games of the 2019 season for Tennessee. Tallied 23 tackles (11 solo), one tackle for loss and one pass defended. Appeared in all three postseason contests, securing one solo stop in the Wild Card Round win at New England.
- In 2018 he started a then-career-best nine outings, participating in all 16. Collected 22 tackles (13 solo), one sack and two passes defended.
- Played in all 16 regular-season games in 2017, secured 23 tackles (14 solo), one sack and one pass defended. Appeared in both postseason games, starting the Wild Card Round win at Kansas City and securing two solo tackles, including a tackle for loss, in the Divisional Round against New England.

IF YOU HAVEN'T HERD

TRANQUILITY

Austin and Danika (wife) Johnson love peace and tranquility. They often go to Hawaii and Jamaica, and have spent some time in Turks and Caicos. One vacation the couple went to Hawaii during whale season and went for a swim and snorkeling excursion as people often do when in the tropics but this trip was one too remember. "We went snorkeling like 40 feet from the bottom of the ocean and that was great, until we got out. Soon as we got out we got a warning that there was a 12 foot tiger shark exactly where we were at. Wild times. But other than that Hawaii is comfortable man I don't know what it is. The people there are wonderful, you show them love they love you back. It's cool, calm and just an overall relaxing vibe when you want to get away. Turks is like that too but when I'm there I just chill."

PERSONAL

Full name is Austin Hunter Johnson. His wife, Danika, is a former MVP of the Legends Football League and previously served as the general manager of the LFL's Nashville Knights. The pair have three children together. Graduated from Penn State with a bachelor's degree in journalism.

THE STAMPEDE

Hobbies: Spending time with family**Mythical Creature:** Vampires**Favorite musical artist:** FKJ, J. Cole and Luther Vandross**Conspiracy theory he believes in:** Piegons are controlled via remote**Favorite holiday:** Halloween, because you can dress up and show off a lot of personality and creativity**Video games:** Apex Legends and Overwatch**Favorite comedian:** Kevin Hart**Bucket list item:** Just to see the world. Japan, Australia and Brazil are at the top of the list**Least favorite class in school:** English**Favorite movie:** Avatar**Favorite anime:** One Punch



CB | 7

TARON JOHNSON

AGE: 28 (July 27, 1996) | HT: 5-11 | WT: 192

COLLEGE: Weber State

NFL EXP: 7 Years

HOMETOWN: Sacramento, CA

ACQUIRED: Draft (2018, R4)

X Taronj11

IG Taronj11

FIRST-AND-10

TARON JOHNSON signed a three year contract extension with the Bills in 2024, extending his stay in Buffalo through 2027. Johnson was the 121st overall selection in the 4th round of the 2018 NFL Draft by the Bills and he became the first Weber State player to be selected in the NFL Draft since 2010 and collected All-Pro Honors in 2023.

SHOUTOUTS

- Earned first career All-Pro honors (second team), playing in all 17 games in 2023 accumulating 98 (72 solo), one sack, two QB hits, eight passes defended, three TFLs, three forced fumbles and one fumble recovery.
- Recorded a team-leading 9 tackles, one pass defended and one fumble recovery (the first defensive FR of his career) and first takeaway of season at KC (12/10/23).
- Collected seven tackles and forced a fumble vs DEN (11/13/23). Was the 7th of career, 3rd this season (extending personal season-high).
- Recorded a TFL in back-to-back games vs TB (10/26/23) and at CIN (11/5/23) and a QB hit.
- Had a game sealing pass breakup on the final play of the game and recorded both a game-high and a new career high 15 total tackles vs NYG (10/15/23). 15 tackles were most by Bills DB in a game since Da’Norris Searcy had 16 vs CIN (10/13/13).
- Forced a fumble in back to back games at WAS (9/24/23) and vs MIA (10/1/23) a new season high.
- Intercepted Chiefs QB Patrick Mahomes in the final minute of regulation locking in the Bills 24-20 victory (10/16/2022).

PERSONAL

Taron (TARE-un) is the son of Baron Johnson, who served in the Air Force. His mother, Trina, passed away from breast cancer in 2005. He studied criminal justice while at Weber State. Has a French bulldog named Deuce and lives with his wife Meghan, welcomed their baby boy Sevyn in 2024.

IF YOU HAVEN'T HERD

MY FIRST LOVE

“My love for the game probably came as I got better,” said Taron. “In my first couple of years, I wasn’t that good.”

As the world witnessed, Taron’s natural athletic ability and work ethic separated him from other kids.

“I was a basketball player. I ran track. I played a little bit of baseball. I loved competing, so when I got better, it got fun.”

No. 7 comes from a family full of athletes, and he credits his dad, who made sure Taron always puts in the extra work.

“I just remember us practicing basketball when I was a kid and him just telling me how much hard work matters.”

Taron credits a list of people from his father, his trainers, and his coaches in helping the nickel corner reach the level Bills Mafia sees him at today. However, he says it was his mother who put everything in motion.

“She was the one who put me in football. My dad wasn’t the one who put me in football. She was like my son is going to play football type of thing.”

His family motivation goes deeper than just the athletic accomplishments of his sister. Taron uses the loss of his mother at the age of 9 as his main desire to make his family proud. Trina Johnson passed away from breast cancer in 2005.

“The biggest thing she instilled in me was probably my faith. She’s inspirational for sure. She introduced me to the game, and I’m thankful for it.”

([wkbw.com](https://www.wkbw.com), Briana Aldridge, Oct. 26, 2023)





RB | 26

TY JOHNSON

AGE: 27 (September 17, 1997) | **HT:** 5-10 | **WT:** 210

COLLEGE: Maryland

NFL EXP: 5 Years

HOMETOWN: Cumberland, MD

ACQUIRED: Free Agent (2023)

[tjohnson2442](#)

FIRST-AND-10

TY JOHNSON is in his 2nd season in Buffalo after signing with the Bills on August 21, 2023. He played with the NY Jets from 2020-22. Johnson originally entered the NFL as a 6th round pick by the Detroit Lions in 2019. He spent the first three games of the 2020 season with the Lions before being claimed off waivers by the Jets.

SHOUTOUTS

- Scored on a 16-yard pass from Josh Allen vs. Jax. (9/23/24).
- Hauled in a career-long 33-yard pass from Allen on 3rd-and-12 to set up a TD at Mia. (9/12/24).
- Saw action in 10 regular season games and 2 postseason contests with the Bills in 2023 as a reserve running back and kickoff returner. Tallied 132 rushing yards, 62 receiving yards and a receiving TD.
- Logged 26 rushing yards on 8 carries in his first NFL postseason game vs. Pit. (1/15/24).
- Recorded his first touchdown as a Bill against his former team vs. NYJ (11/19/23) on a 28-yard catch from Allen (the reception was the longest of his career).
- Played in all 17 games (one start) for the Jets in 2022, and posted 160 yards rushing and 88 yards receiving.
- In 2021, saw action in 16 games (3 starts) for the Jets, carrying the ball 61 times for 238 yards and 2 TDs. Also caught 34 passes for 372 yards and 2 TDs.
- In 2020, rushed for 254 yards and a TD on 54 carries for the Jets in 11 games (1 start). Also posted 16 catches for 99 yards and a TD.
- Notched his first career 100-yard rushing performance with a career-high 104 yards and a TD on 22 carries vs. LV (12/6/20). The TD (a 1-yard run) was the first of his career and gave the Jets a 28-24 lead late in the 4th qtr.
- Played in two games with the Lions before being claimed off waivers by the Jets October 2, 2020.
- Appeared in all 16 games (one start) in 2019 as a rookie

IF YOU HAVEN'T HERD

MANIFEST

In 2019, Johnson's friend Ike Ogwuegbu started an apparel company named Veii. He took inspiration and Ty and Ike partnered to create a clothing brand Manifest.



"I saw what he was doing and was interested cause looking at what I wear, I wear graphic tees a lot so I said 'why shouldn't I have something of my own?' So that's what Manifest is for me."

When you think of Manifest, Ty wants you to think of just that manifesting your dreams and the 12 laws of the universe. "Manifest also is more than just a clothing brand it's also a mental awareness initiative, I want people to wear the clothes and also think about conquering everything that life throws at you, clothes instill confidence and thats what I want this brand to inspire in people who wear them."

THE STAMPEDE

Favorite TV shows: Below Deck and 90 Day Fiancé

Favorite movie: White Chicks

Favorite athletes of all-time: Muhammad Ali, Walter Payton and Reggie Bush

Favorite food: Birria tacos

Favorite restaurant: D'Atri's. It's a hole-in-the-wall place in Cumberland, MD, my home town

Favorite hobby: Snowboarding

PERSONAL

Is the son of Tracy Johnson. Has an older brother, Leroy, and an older sister, Lakeisha. Owns two dogs: Luigi, a Golden Retriever, and Cassius, a St. Bernard Husky. Attended Fort Hill High School (MD) and was the first player in more than 20 years from Fort Mill to receive a Division 1 football scholarship. Hobbies include cooking and drawing. Also enjoys real estate. Earned a degree in family science.



TY JOHNSON'S NFL REGULAR SEASON RUSHING/RECEIVING STATISTICS

		RUSHING							RECEIVING				
DATE	TEAM	GP	GS	NO.	YDS.	AVG.	LG	TD	NO.	YDS.	AVG.	LG	TD
2019	Lions	16	1	63	273	4.3	40	0	24	109	4.5	13	0
2020	Lions	2	0	0	0	0.0	0	0	0	0	0.0	0	0
2020	Jets	0	0	54	254	4.7	34	1	16	99	6.2	18†	1
2020	TOTAL	2	0	54	254	4.7	34	1	16	99	6.2	18†	1
2021	Jets	16	3	61	238	3.9	24	2	34	372	10.9	23	2
2022	Jets	17	1	30	160	5.3	32†	1	12	88	7.3	16	0
2023	Bills	10	0	30	132	4.4	13	0	7	62	8.9	28†	1
2024	Bills	3	0	6	24	4.0	18	0	4	61	15.3	33	1
TOTALS		64	5	244	1,081	4.4	40	4	97	791	8.2	33	5

TY JOHNSON'S NFL POSTSEASON RUSHING/RECEIVING STATISTICS

		RUSHING							RECEIVING				
DATE	TEAM	GP	GS	NO.	YDS.	AVG.	LG	TD	NO.	YDS.	AVG.	LG	TD
2023	Bills	2	0	15	66	4.4	15	0	1	14	14.0	14	0
TOTALS		2	0	15	66	4.4	15	0	1	14	14.0	14	0

TY JOHNSON'S NFL REGULAR SEASON RETURN STATISTICS

		KICKOFF RETURNS						PUNT RETURNS					
DATE	TEAM	RET.	YDS.	AVG.	LG	TD	NO.	FC	YDS.	AVG.	LG	TD	
2019	Lions	3	58	19.3	25	0	0	0	0	0.0	0	0	
2020	Lions	0	0	0.0	0	0	0	0	0	0.0	0	0	
2020	Jets	5	94	18.8	25	0	0	0	0	0.0	0	0	
2020	TOTAL	5	94	18.8	25	0	0	0	0	0.0	0	0	
2021	Jets	3	57	19.0	26	0	0	0	0	0.0	0	0	
2022	Jets	3	39	13.0	19	0	0	0	0	0.0	0	0	
2023	Bills	8	161	20.1	24	0	0	0	0	0.0	0	0	
2024	Bills	1	32	32.0	32	0	0	0	0	0.0	0	0	
TOTALS		23	441	19.2	32	0	0	0	0	0.0	0	0	

2024 GAME-BY-GAME REGULAR-SEASON STATISTICS (BILLS)

		RUSHING							RECEIVING						
DATE	OPPONENT	P/S	NO.	YDS.	AVG.	LG	TD	NO.	YDS.	AVG.	LG	TD	W/L	SCORE	
09/08	Cardinals	P	2	7	3.5	6	0	0	0	0.0	0	0	W	34-28	
09/12	at Dolphins	P	1	-1	-1.0	-1	0	1	33	33.0	33	0	W	31-10	
09/23	Jaguars	P	3	18	6.0	18	0	3	28	9.3	16†	1	W	47-10	
2024 TOTALS		3-0	6	24	4.0	18	0	4	61	15.3	33	1	3-0		



DT | 92

DAQUAN JONES

AGE: 32 (December 27, 1991) | HT: 6-4 | WT: 320

COLLEGE: Penn State

NFL EXP: 11 Years

HOMETOWN: Johnson City, NY

ACQUIRED: Free Agent (2022)

X RiDQulous_98

📷 dqj_90

FIRST-AND-10

DAQUAN JONES (pronounced DAY-kwon) joined the Bills in 2022 as an unrestricted free agent and re-signed to a two-year deal on March 12, 2024. A 4th round draft pick of Tennessee in 2014 from Penn State, Jones played his first 7 NFL seasons for the Titans (2014-20). He played one year for Carolina in 2021 and the 2022-23 seasons with Buffalo.

SHOUTOUTS

- Posted 16 tackles and 2.5 sacks in 7 regular season games in 2023. Also played in both playoff games.
- Notched a sack of Tua Tagovailoa vs. Mia. (10/1/23).
- Posted 1.5 sacks of Sam Howell at Was. (9/24/23), the most he has recorded in a Bills uniform.
- Tallied 38 tackles, including 2 sacks, and a fumble recovery in first season in Buffalo in 2022.
- Recovered a fumble vs. NYJ (12/11/22) after a strip sack by Greg Rousseau.
- Posted a sack of Jared Goff at Det. (11/24/22).
- Blocked a 34-yard field goal attempt vs. Cle. (11/20/22).
- Played in all 17 games in one season in Carolina in 2021, recording 38 tackles, a forced fumble and a sack.
- Recorded a sack of Lamar Jackson vs. Bal. (1/10/21) in AFC Wild Card game and a half sack of Patrick Mahomes in AFC Championship game at KC (1/19/20).
- Spent the first seven years of career (2014-20) in Tennessee with 235 tackles, 9 sacks, 2 forced fumbles and 2 fumble recoveries in 99 games (93 starts).
- Notched career-high 9 tackles at Buf. (10/7/18).
- Tallied a career high 2 sacks at Ind. (11/26/17). Added 1.5 sacks the following week vs. Hou. (12/3/17).
- Recovered a fumble in the end zone for his only career touchdown in a win vs. Hou. (1/1/17).

IF YOU HAVEN'T HERD

CORNHOLE CHAMPION

In 2024, Jones and Blaine Rosier captured the American Cornhole League's celebrity NFL Superhole Tournament that was televised on ESPN. In the championship round, Jones' squad defeated the team of Bills teammate Dion Dawkins. Jones also hosts an annual Cornhole Classic in his hometown of Binghamton, NY. Cornhole is a staple in the Bills locker room around meetings and practice. "It sparks conversation and it helps you get to know your teammates better," Jones said. "It's also another way to drive the competitive edge and I think makes this team better as a whole."

CREATING A LEGACY IN BINGHAMTON

Born and raised near Binghamton, Jones has not forgotten about his roots. In fact, he opened up a restaurant there in 2021 called the Legacy Lounge. "It means a lot just because I was fortunate being one of the ones that made it out of the area and made my situation better for me and my family," Jones said. "For me to bring a business back here means a lot because I can offer jobs to people and offer insight of a little bit about my life that I've gotten to experience."

THE STAMPEDE

Favorite player growing up: Brian Dawkins

First car: 2007 Toyota Camry

Favorite food: Hamburgers

Dream vacation: Bora-Bora (he and his wife went in 2024). It is now Santorini, Greece

Least favorite household chore: Laundry and doing the dishes

PERSONAL

He and his wife, Alexis, have a daughter, Mya, and a son, Jace. Is the son of Steve Jones and Valie Newborn. Has three brothers: Devon Newborn, DaShaun Jones and Dajon Knighton. Has two Mastiffs: Biscuit and Luna. Majored in criminal justice. Competed in football, basketball and track at Johnson City (NY) Senior High School. Hosts a podcast, Create Your Legacy, on Instagram and You Tube (@c.y.legacy).



TE | 86

DALTON KINCAID

AGE: 24 (October 18, 1999) | HT: 6-4 | WT: 246

COLLEGE: Utah

NFL EXP: 2 Years

HOMETOWN: Las Vegas, NV

ACQUIRED: Draft (2023, R1)

X [DaltonKincaid](#)

IG [daltonkincaid](#)

FIRST-AND-10

DALTON KINCAID was selected by the Bills in the first round (25th overall) in 2023. Kincaid played for San Diego for two seasons (2018-19) before transferring to Utah (2020-22).

SHOUTOUTS

- His 73 receptions in 2023 are the most ever by a Bills rookie/first-year player in a season, breaking the mark set by Sammy Watkins (65 in 2014). His 73 receptions are also the most by a Bills TE in a season, surpassing Pete Metzelaars' 68 in 1993.
- Finished the season ranked fourth among all AFC TEs in receptions (73) and receiving yards (673). He ranked second among all rookie TEs in receptions and receiving yards and tied for second in touchdown receptions (2).
- Recorded 10 receptions for 81 yards at CIN (11/5/23). He's just the third Bills TE to record 10+ receptions in a game, joining Keith McKeller and Pete Metzelaars.
- Caught his first career touchdown on a 22-yard pass from Josh Allen vs. TB (10/26/23).
- Started in his NFL debut at NYJ (9/11/23).
- Spent two seasons at San Diego (2018-19) before transferring to Utah (2020-22). Played in 55 career games with 24 starts.
- Was a semifinalist for the John Mackey Award in 2022.
- Played in 12 games with nine starts in his final season. Led the Utes in receptions (70), receiving yards (890) and touchdowns (8). His 890 receiving yards also led all BFS tight ends and his 8 receiving scores ranked second.

PERSONAL

Son of Vicki and Clark Kincaid. Played just one year of varsity high school football at Faith Lutheran High School. Majored in business management. Enjoys golfing in his free time. Has a Goldendoodle named Luke.

IF YOU HAVEN'T HERD

LIKE A CARTOON CHARACTER

When Buffalo Bills tight end coach Rob Boras turns on the tape, he knows who he's guaranteed to see: rookie tight end Dalton Kincaid.

"The thing I love about Dalton is that when you hit pause at the end of the play, he's always in the camera," Boras said. "So, even if he doesn't have the ball, he's finishing by the ball."

Take Bills wide receiver Khalil Shakir's 81-yard touchdown earlier this season – a touchdown that featured some key blocks by Kincaid. The Bills had Kincaid mic'd up for the game, and he explained his play as only he could.

"I ran down, and just DOOT!" Kincaid says.

But what, exactly, does "doot" mean?

"I have no idea," Kincaid told The Buffalo News. "I don't even remember saying that, to be honest."

Conscientious of his catchphrases or not, Kincaid is constantly making noise on the field.

"It's one of his many sound effects," fullback Reggie Gilliam said. "He just makes random sounds in different moments. And it's like during the snap, so we're in the play and you just hear him making sound effects over there. ... I'm just like, 'Are you like a character? What are you?' It's like a cartoon character."

(Buffalo News, Katherine Fitzgerald, January 13, 2024)

THE STAMPEDE

Dream vacation spot: Bali

Favorite gas station snack: Nerds Gummy Clusters

Favorite TV show: Peaky Blinders

Favorite movie: Drillbit Taylor

Favorite ice cream flavor: Cake batter

Favorite player growing up: Tony Gonzalez



DALTON KINCAID'S NFL REGULAR SEASON RUSHING/RECEIVING STATISTICS

		RECEIVING							RUSHING				
DATE	TEAM	GP	GS	NO.	YDS.	AVG.	LG	TD	NO.	YDS.	AVG.	LG	TD
2023	Bills	16	11	73	673	9.2	51	2	0	0	0.0	0	0
2024	Bills	3	3	8	85	10.6	28	1	0	0	0.0	0	0
TOTALS		19	14	81	758	9.4	51	3	0	0	0.0	0	0

DALTON KINCAID'S NFL POSTSEASON RUSHING/RECEIVING STATISTICS

		RECEIVING							RUSHING				
DATE	TEAM	GP	GS	NO.	YDS.	AVG.	LG	TD	NO.	YDS.	AVG.	LG	TD
2023	Bills	2	2	8	104	13.0	29†	1	0	0	0.0	0	0
TOTALS		2	2	8	104	13.0	29†	1	0	0	0.0	0	0

SINGLE-GAME HIGHS: RECEIVING

Receptions 10 at Cincinnati Bengals, Nov 05, 2023**Receiving Yards** 87 vs. New England Patriots, Dec 31, 2023**Receiving Average** 21.8 vs. New England Patriots, Dec 31, 2023**Longest Receptions** 51 vs. New England Patriots, Dec 31, 2023**Receiving TDs** 1 vs. Jacksonville Jaguars, Sep 23, 2024**All-Purpose Yards** 87 vs. New England Patriots, Dec 31, 2023**Most TDs** 1 vs. Jacksonville Jaguars, Sep 23, 2024**Miscellaneous Tackles** 1 at Kansas City Chiefs, Dec 10, 2023

2024 GAME-BY-GAME REGULAR-SEASON STATISTICS (BILLS)

		RECEIVING							RUSHING						
DATE	OPPONENT	P/S	NO.	YDS.	AVG.	LG	TD	NO.	YDS.	AVG.	LG	TD	W/L	SCORE	
09/08	Cardinals	S	1	11	11.0	11	0	0	0	0.0	0	0	W	34-28	
09/12	at Dolphins	S	4	33	8.3	9	0	0	0	0.0	0	0	W	31-10	
09/23	Jaguars	S	3	41	13.7	28	1	0	0	0.0	0	0	W	47-10	
2024 TOTALS		3-3	8	85	10.6	28	1	0	0	0.0	0	0	3-0		



TE | 88

DAWSON KNOX

AGE: 27 (November 14, 1996) | HT: 6-4 | WT: 254

COLLEGE: Ole Miss

NFL EXP: 6 Years

HOMETOWN: Brentwood, TN

ACQUIRED: Draft (2019, R3)

dawson_knox

dawsonknox

FIRST-AND-10

DAWSON KNOX signed a four-year contract extension with the Bills in 2022, tying him to the team through 2026. Knox originally joined the Buffalo Bills in 2019 after being drafted by the team in the third round (96th overall) out of Ole Miss.

SHOUTOUTS

- Named to his first Pro Bowl in 2022.
- Has 22 career touchdowns which ranks second among all Bills tight ends in team history. Trails only Pete Metzelaars (25).
- With 6 receiving touchdowns in his postseason career, is tied with James Lofton (6) and Gabe Davis (6) for most by a Bill in the playoffs (trails only Andre Reed, 9).
- Had a five-game streak with receiving TDs in 2022. The only tight end since 1970 with a longer streak of games with 1+ receiving TDs within a single season (including playoffs) are Travis Kelce and Rob Gronkowski.
- Had a team-high 5 receptions for a playoff career-high 89 yards and 2 touchdowns vs. NE (1/15/22). Is the first TE in NFL history with 2 TDs in the first quarter of a playoff game.
- Established new single-season career highs in touchdowns (9), receptions (49) and receiving yards (587) in 2021.
- His nine receiving touchdowns in 2021 set a franchise record for touchdowns scored by a TE in a season and were tied for the most among all NFL TEs.

PERSONAL

The son of David and Rachel Knox. Dawson has three brothers, the late Luke, Nate and Isaiah, and one sister, U. Married his wife, Alex, in June 2024. He majored in managerial finance while at Ole Miss. His mom ran track at Tennessee and his dad played basketball at Belmont.

IF YOU HAVEN'T HERD

KNOX SOX

Since arriving in Buffalo in 2019, Knox has been a strong supporter of the P.U.N.T Pediatric Cancer Collaborative. P.U.N.T. is a nonprofit organization founded by former NFL Pro Bowl Punter Brian Moorman that provides families in Western New York facing pediatric cancer with programs that offer financial, practical and emotional support.

“Being able to walk into the room and instantly get some smiles is unbelievable,” Knox told WKBW. “It’s a great feeling for myself but also knowing you can bring a little joy into someone’s life who is literally at rock bottom was a really cool feeling.”

In 2021 he launched a giveback initiative — Knox Sox — through P.U.N.T. and pledged to donate \$1,000 for every touchdown and \$100 for every catch he had throughout the season. The initiative funds custom non-slip socks for local pediatric cancer patients. As part of the campaign, Knox also partnered with For Bare Feet to sell socks with a percentage of the proceeds going directly to P.U.N.T.

“I feel like they’ve done just as much for me as I’ve done for them. They’ve given me a pretty awesome purpose” he said.

BUFFALO TRACKS

CAREER TOUCHDOWNS BY A BILLS TE

Player	Touchdowns
1. Pete Metzelaars	25
2. Dawson Knox	22
3. Jay Riemersma	20

SINGLE-SEASON TOUCHDOWNS BY A BILLS TE

Player	Season	Touchdowns
1. Dawson Knox	2021	9
2t. Dawson Knox	2022	6
2t. Scott Chandler	2012	6
2t. Scott Chandler	2011	6
2t. Pete Metzelaars	1992	6
2t. Jay Riemersma	1998	6



DAWSON KNOX'S NFL REGULAR SEASON RUSHING/RECEIVING STATISTICS

				RECEIVING					RUSHING				
DATE	TEAM	GP	GS	NO.	YDS.	AVG.	LG	TD	NO.	YDS.	AVG.	LG	TD
2019	Bills	15	11	28	388	13.9	49	2	1	9	9.0	9	0
2020	Bills	12	8	24	288	12.0	36	3	0	0	0.0	0	0
2021	Bills	15	14	49	587	12.0	53†	9	0	4	0.0	4	0
2022	Bills	15	15	48	517	10.8	45	6	0	0	0.0	0	0
2023	Bills	12	11	22	186	8.5	17	2	0	0	0.0	0	0
2024	Bills	3	2	2	30	15.0	23	0	0	0	0.0	0	0
TOTALS		72	61	173	1,996	11.5	53†	22	1	13	13.0	9	0

DAWSON KNOX'S NFL POSTSEASON RUSHING/RECEIVING STATISTICS

				RECEIVING					RUSHING				
DATE	TEAM	GP	GS	NO.	YDS.	AVG.	LG	TD	NO.	YDS.	AVG.	LG	TD
2019	Bills	1	1	1	14	14.0	14	0	0	0	0.0	0	0
2020	Bills	3	2	10	65	6.5	14	2	0	0	0.0	0	0
2021	Bills	2	2	7	98	14.0	38	2	0	0	0.0	0	0
2022	Bills	2	2	8	85	10.6	32	1	0	0	0.0	0	0
2023	Bills	2	2	2	13	6.5	9†	1	0	0	0.0	0	0
TOTALS		10	9	28	275	9.8	38	6	0	0	0.0	0	0

SINGLE-GAME HIGHS: RUSHING/RECEIVING

Rush Attempts 1 vs. Cincinnati Bengals, Sep 22, 2019
Rushing Yards 9 vs. Cincinnati Bengals, Sep 22, 2019
Longest Runs 9 vs. Cincinnati Bengals, Sep 22, 2019
Receptions 7 vs. Cleveland Browns, Nov 20, 2022
Receiving Yards 117 at Kansas City Chiefs, Oct 10, 2021
Receiving Average 39.0 at Kansas City Chiefs, Oct 10, 2021

Longest Receptions 53† at Kansas City Chiefs, Oct 10, 2021
Receiving TDs 2 at New Orleans Saints, Nov 25, 2021
All-Purpose Yards 117 at Kansas City Chiefs, Oct 10, 2021
Most TDs 2 at New Orleans Saints, Nov 25, 2021
Miscellaneous Tackles 1 vs. New England Patriots, Jan 08, 2023

2024 GAME-BY-GAME REGULAR-SEASON STATISTICS (BILLS)

			RECEIVING						RUSHING							
DATE	OPPONENT	P/S	NO.	YDS.	AVG.	LG	TD	NO.	YDS.	AVG.	LG	TD	W/L	SCORE		
09/08	Cardinals	S	1	23	23.0	23	0	0	0	0.0	0	0	W	34-28		
09/12	at Dolphins	P	0	0	0.0	0	0	0	0	0.0	0	0	W	31-10		
09/23	Jaguars	S	1	7	7.0	7	0	0	0	0.0	0	0	W	47-10		
2024 TOTALS		3-2	2	30	15.0	23	0	0	0	0.0	0	0	3-0			



DB | 39

CAM LEWIS

AGE: 27 (April 13, 1997) | HT: 5-9 | WT: 183

COLLEGE: Buffalo

NFL EXP: 5 Years

HOMETOWN: Detroit, MI

ACQUIRED: UDFA (2019)

A1Cam

c.lew47

FIRST-AND-10

CAM LEWIS re-signed with the Bills on a two-year deal in 2024. Lewis originally joined the team in 2019 after a four-year career at University of Buffalo. A Michigan native, Lewis entered the NFL as an undrafted free agent to the Bills.

SHOUTOUTS

- Recorded a career-high nine tackles (seven solo) vs. ARI (9/8/24).
- Finished the 2023 season with career highs in games played (17), tackles (16) and passes defended (two). Also a key contributor on special teams, recording five tackles.
- Appeared in 13 regular season games in 2022 with one start. Also played in both postseason contests.
- Finished the 2022 season tied for first on the team with a career-high 11 special teams tackles.
- Made his first start at safety vs. Min. (11/13/22) and recorded eight tackles.
- Blocked a punt vs. NYJ (1/9/22), the first of his career and first by a Bill since 2016.
- In his first action of 2021, recorded his first career forced fumble vs. Hou. (10/3/21).
- Saw his first NFL game action and made his first start at Ten. (10/13/20), where he logged seven tackles.

PERSONAL

He and his wife, Alexis, have two sons, Cayden and Christian. The son of Ernest and Yvonne Lewis, Cam has two older brothers, Ernest Jr. and Brandon, and a younger brother, Aaron. He majored in African American Studies while at Buffalo.

IF YOU HAVEN'T HERD

BUILT FOR THIS PATH

Cam Lewis isn't where he thought he'd be.

"To be quite frank with you, I didn't even think I was going to make it to the NFL," Lewis admitted. "NFL wasn't even on my radar going into my first two years. I think my junior year was when I really decided, OK, I'm going to at least go try and you know five years later I'm still here."

Lewis' pro path has been a challenging test in perseverance.

He signed with the Bills as an undrafted free agent in 2019, landing on the practice squad that entire season. The PS was where he started the 2020 campaign, but found his way up on the active roster for five games, two of which he started. A third go-around on the PS was where 2021 started, but once again Lewis worked his way up for seven games, starting one.

Then finally, in 2022, he cemented a spot on the 53-man roster, playing 13 games with one start. And this season, he's played in 14 games.

"A lot of ups and downs, but it's been good," Lewis said. "I feel like I wouldn't want it any other way. I feel like I was kind of built for this path that God put me on."

A path that has seen Lewis play every spot in the secondary on top of working his way into a core special teams player.

"Just trying to find ways to make the most of my opportunities and make plays," Lewis said. "Just trying to stay around because this league can spit you out real quick. You get here for a second and next minute you're gone, so just trying to find a way. I keep saying it, just trying to stick around and make the most of my opportunities."

(Spectrum News, Jon Scott, December 21, 2023)



CAM LEWIS' NFL REGULAR SEASON DEFENSIVE STATISTICS

DATE	TEAM	GP	TACKLES										INTERCEPTIONS					FUMBLES					ST					MISC					
			GS	TK	S	A	TFL	YDS	SK	YDS	QBH	NO	YDS	LG	TD	PD	FF	FR	TD	YDS	TK	S	A	FF	FR	S	A						
2019	Bills	0	0	0	0	0	0	0	0	0	0.0	0.0	0	0	0	0	0	0	0	0	0	0	0	0	0	0	0	0	0	0	0	0	0
2020	Bills	5	2	7	5	2	0	0	0.0	0.0	0	0	0	0	0	0	0	0	0	0	0	0	0	0	0	0	0	0	0	0	0	0	0
2021	Bills	7	1	6	2	4	1	1	0.0	0.0	0	0	0	0	0	1	1	0	0	0	1	1	0	0	0	0	0	0	0	0	0	0	0
2022	Bills	13	1	10	8	2	0	0	0.0	0.0	0	0	0	0	0	0	0	0	0	0	11	7	4	0	0	0	0	0	0	0	0	0	0
2023	Bills	17	0	16	13	3	1	4	0.0	0.0	0	0	0	0	0	2	0	0	0	0	5	4	1	0	0	0	0	0	0	0	0	0	0
2024	Bills	3	2	21	15	6	0	0	0.0	0.0	0	0	0	0	1	0	0	0	0	1	0	1	0	0	0	0	0	0	0	0	0	0	0
TOTALS		45	6	60	43	17	2	5	0.0	0.0	0	0	0	0	0	4	1	0	0	0	18	12	6	0	0	0	0	0	0	0	0	0	0

CAM LEWIS' NFL POSTSEASON DEFENSIVE STATISTICS

DATE	TEAM	GP	TACKLES										INTERCEPTIONS					FUMBLES					ST					MISC							
			GS	TK	S	A	TFL	YDS	SK	YDS	QBH	NO	YDS	LG	TD	PD	FF	FR	TD	YDS	TK	S	A	FF	FR	S	A								
2020	Bills	0	0	0	0	0	0	0	0.0	0.0	0	0	0	0	0	0	0	0	0	0	0	0	0	0	0	0	0	0	0	0	0	0	0	0	
2021	Bills	2	0	3	0	3	0	0	0.0	0.0	0	0	0	0	0	0	0	0	0	0	0	0	0	0	0	0	0	0	0	0	0	0	0	0	0
2022	Bills	2	0	1	1	0	0	0	0.0	0.0	0	0	0	0	0	0	0	0	0	0	2	0	2	0	0	0	0	0	0	0	0	0	0	0	0
2023	Bills	2	0	4	2	2	0	0	0.0	0.0	0	0	0	0	0	0	0	0	0	0	0	0	0	0	0	0	0	0	0	0	0	0	0	0	0
TOTALS		6	0	8	3	5	0	0	0.0	0.0	0	0	0	0	0	0	0	0	0	2	0	2	0	0	0	0	0	0	0	0	0	0	0	0	


SINGLE-GAME HIGHS: DEFENSIVE

Total Tackles 9 vs. Arizona Cardinals, Sep 08, 2024
Solo Tackles 7 vs. Arizona Cardinals, Sep 08, 2024
Passes Defensed 1 vs. Dallas Cowboys, Dec 17, 2023

Forced Fumbles 1 vs. Houston Texans, Oct 03, 2021
Tackles For Loss 1 at Los Angeles Chargers, Dec 23, 2023
Special Teams Tackles 2 vs. Dallas Cowboys, Dec 17, 2023

2024 GAME-BY-GAME REGULAR-SEASON STATISTICS (BILLS)

DATE	OPP	P/S	TACKLES										INTERCEPTIONS					FUMBLES					ST					W/L	SCORE					
			TK	S	A	SK	YDS	TFL	YDS	QBH	NO	YDS	LG	TD	PD	FF	FR	TD	YDS	TK	S	A	FF	FR	S	A								
09/08	Cardinals	P	9	7	2	0.0	0.0	0	0	0	0	0	0	0	0	0	0	0	0	1	0	1	0	0	0	0	0	0	0	0	0	0	W	34-28
09/12	at Dolphins	S	4	3	1	0.0	0.0	0	0	0	0	0	0	0	0	0	0	0	0	0	0	0	0	0	0	0	0	0	0	0	0	0	W	31-10
09/23	Jaguars	S	8	5	3	0.0	0.0	0	0	0	0	0	0	1	0	0	0	0	0	0	0	0	0	0	0	0	0	0	0	0	0	0	W	47-10
2024 TOTALS		3-2	21	15	6	0.0	0.0	0	0	0	0	0	0	1	0	0	0	0	0	1	0	1	0	0	0	0	0	0	0	0	0	3-0		



P | 8

SAM MARTIN

AGE: 34 (February 27, 1990) | HT: 6-1 | WT: 211

COLLEGE: Appalachian State | NFL EXP: 11 Years

HOMETOWN: Fayetteville, GA | ACQUIRED: Free Agent (2022)

X SamMartin_6

IG sammartin_6

FIRST-AND-10

SAM MARTIN joined the Bills in 2022 after spending two seasons with the Denver Broncos (2020-21). Martin entered the NFL in 2013 as a fifth round pick of the Detroit Lions, where he played until 2019. Became the first Bills punter to earn AFC Special Teams Player of the month since 2006.

SHOUTOUTS

- Finished 2023 with 24 punts inside-the-20 this season, most by a Bills punter since Corey Bojorquez had club-record 34 in 2019.
- Collected his first AFC Special Teams Player of the Month December/January. During that time Martin led the AFC in percentage of punts inside the 20 (64.7%), inside the 10 (29.4%), and inside the 5 (11.8%). He also limited opponents to an average starting field position of their own 19.1 yard line, which led all AFC punters.
- Recorded 6 punts inside the 20 vs NE (12/31/23) which is a new Bills single-game record and most of his career (5 vs TEN 9/18/16). The old mark, 5, had been done 11 previous times, last by Corey Bojorquez at MIN (9/23/18).
- Averaged 52.3 yards on four punts (209 total) at LAC (12/23/23) his highest this season and downed three punts inside the 20.
- Downed three punts inside the 10 yard line vs TB (10/26/23) at the 3, 4, and 8 yard line.
- Had 1 punt of 55 yards at NE (10/22/23). His 55 yard punt gave him a 50+ yd. kick in 7th straight game the longest streak by a Bill since Corey Bojorquez had 8-game streak in 2020.
- Recorded a 70 yard punt at WAS (9/24/23) the third longest of his career.
- Averaged 47.7 yards per punt in 2022, ranking 3rd highest in club history (min. 40 punts). His net avg. was 41.3 which is the 2nd highest in a season by a Bills punter behind 44.0 by Corey Bojorquez in 2020.

IF YOU HAVEN'T HERD

TICKETS TO BROADWAY

During the offseason, Martin gifted his parents tickets for the hit Broadway show "The Music Man". The show was set to take place on Mother's Day, but a schedule conflict ended up preventing Martin's parents from attending. With two \$600 tickets freed up just days before the show, Martin decided to use the tickets to make someone else's Mother's Day. "So rather than resell them with it being on Mother's Day, we thought this is a perfect opportunity to help another family to go," Martin told 9News. "If not, the tickets would have gone to waste. It was more so my mom and dad's idea. Really my mom said, 'How 'bout for Mother's Day, your gift to me is to donate them.'"

Through his agency, Athlete's First, Martin connected with a single mother and daughter that he gifted the tickets to. "We got in touch with the daughter and she said it was something her mother really needed and could use right now," Martin said. "It had been a while since they've been able to do anything really, anything fun. It wound up being kind of a perfect little storm."

PERSONAL

Son of Tom and Debbie. In addition to football, played soccer in high school and earned all-state honors as a junior. Launched the Sam Martin Foundation in 2016 to help improve the lives of children with mental and physical conditions as well as animal welfare.

BUFFALO TRACKS

Martin has averaged 46.2 yards per punt over his career (41.1 net). His longest punt went 72 yards and happened in 2013.

His best season statistically occurred in 2016 when he averaged 48.6 yards per punt (44.2 net). In 2018, 32 of his 74 punts were downed in the 20. Over his career, 262 of his 701 punts were downed in the 20.



SAM MARTIN'S NFL REGULAR SEASON PUNTING STATISTICS

DATE	TEAM	GP	NO.	YDS.	AVG.	OPP. RET.	YDS.	NET YDS.	AVG.	TB	IN20	LG	BK
2013	Lions	16	72	3,399	47.2	32	250	2,949	40.4	10	22	72	1
2014	Lions	16	68	3,138	46.1	30	311	2,727	40.1	5	29	71	0
2015	Lions	16	80	3,679	46.0	43	263	3,356	42.0	3	25	66	0
2016	Lions	16	62	3,010	48.5	35	210	2,740	44.2	3	23	63	0
2017	Lions	10	41	1,779	43.4	26	116	1,543	37.6	6	13	64	0
2018	Lions	16	74	3,310	44.7	29	332	2,898	39.2	4	32	61	0
2019	Lions	16	76	3,445	45.3	29	130	3,175	41.8	7	31	62	0
2020	Broncos	16	65	3,040	46.8	28	226	2,734	41.4	4	19	69	1
2021	Broncos	17	67	3,083	46.0	24	154	2,869	42.8	3	28	68	0
2022	Bills	16	45	2,146	47.7	16	145	1,901	41.3	5	16	67	1
2023	Bills	17	51	2,334	45.8	19	237	2,037	39.9	3	24	70	0
2024	Bills	3	6	283	47.2	1	6	257	42.8	1	4	65	0
TOTALS		175	707	32,646	46.2	312	2,380	29,186	41.1	54	266	72	3

SAM MARTIN'S NFL POSTSEASON PUNTING STATISTICS

DATE	TEAM	GP	NO.	YDS.	AVG.	OPP. RET.	YDS.	NET YDS.	AVG.	TB	IN20	LG	BK
2014	Lions	1	4	142	35.5	0	0	142	35.5	0	1	48	0
2016	Lions	1	5	232	46.4	1	5	227	45.4	0	2	55	0
2022	Bills	2	9	418	46.4	4	78	320	35.6	1	3	53	0
2023	Bills	2	5	223	44.6	2	27	196	39.2	0	2	52	0
TOTALS		6	23	1,015	44.1	7	110	885	38.5	1	8	55	0

SINGLE-GAME HIGHS: PUNTER

Punts 10 vs. Baltimore Ravens, Oct 03, 2021
Gross Punting Yards 491 vs. Baltimore Ravens, Oct 03, 2021
Gross Punting Avg 70.0 at Washington Commanders, Sep 24, 2023
Net Punting Yards 387 vs. Baltimore Ravens, Oct 03, 2021
Net Punting Avg 55.5 at Indianapolis Colts, Sep 11, 2016
Longest Punts 72 at Washington Redskins, Sep 22, 2013
Inside the 20 6 vs. New England Patriots, Dec 31, 2023

Pass Attempts 2 vs. Miami Dolphins, Nov 09, 2014
Pass Completions 2 vs. Miami Dolphins, Nov 09, 2014
Yards Passing 27 vs. Miami Dolphins, Nov 09, 2014
Rush Attempts 1 at Pittsburgh Steelers, Sep 20, 2020
Rushing Yards 3 at Pittsburgh Steelers, Nov 17, 2013
Longest Runs 3 at Pittsburgh Steelers, Nov 17, 2013
Special Teams Tackles 1 vs. Kansas City Chiefs, Sep 29, 2019

2024 GAME-BY-GAME REGULAR-SEASON STATISTICS (BILLS)

DATE	OPPONENT		NO.	YDS.	AVG.	OPP. RET.	YDS.	NET YDS.	AVG	TB	IN20	LG	BK	W/L	SCORE
09/08	Cardinals	P	2	85	42.5	1	6	79	39.5	0	1	51	0	W	34-28
09/12	at Dolphins	P	3	149	49.7	0	0	129	43.0	1	2	65	0	W	31-10
09/23	Jaguars	P	1	49	49.0	0	0	49	49.0	0	1	49	0	W	47-10
2024 TOTALS			3	6	283	47.2	1	6	257	42.8	1	4	65	0	3-0



C/G | 66

CONNOR MCGOVERN

AGE: 26 (November 3, 1997) | HT: 6-6 | WT: 318

COLLEGE: Penn State

NFL EXP: 6 Years

HOMETOWN: Larksville, PA

ACQUIRED: Free Agent (2023)

X [Condor_McGovern](#)

IG [connor_mcgovern66](#)

FIRST-AND-10

CONNOR MCGOVERN signed a three-year contract with the Bills in 2023. McGovern originally entered the NFL as a third round pick (90th overall) of the Cowboys in 2019 out of Penn State.

SHOUTOUTS

- During his first year in Buffalo, started all 17 regular season games and both of the team's playoff games. Was an integral part of an offensive line that allowed the fewest sacks in the NFL (24).
- Facing off with his old team the Cowboys (12/17/23), helped the Bills rush for 266 yards en route to a 31-10 W.
- Started a career-high 15 games during the 2022 regular season, with 14 games at left guard and one at center.
- In 2021, started six of the 16 games he played, seeing most of his time as a reserve lineman, who lined up at several positions throughout the offense as an extra blocker.
- Played in 14 games in 2020, starting eight at right guard in place of Zack Martin. Made his first career start playing at right guard at Was. (10/25/20).
- Was drafted in the third round (90th overall) of the 2019 draft by Dallas. Did not play in his rookie season (injury).
- Started 34 of 39 games played in college while with the Nittany Lions. Earned Third-Team All-Big Ten honors and won the team's Dick Maginnis Memorial Award (given to an outstanding offensive lineman) in 2018.

BUFFALO TRACKS

REGULAR SEASON GAMES PLAYED/STARTED

2020 (Dal, 14/8), 2021 (Dal, 16/6), 2022 (Dal, 15/15), 2023 (Buf, 17/17), 2024 (Buf, 3/3) ... Totals (65/49)

POST-SEASON GAMES PLAYED/STARTED

2021 (Dal, 1/0), 2022 (Dal, 2/1), 2023 (Buf, 2/2) ... Totals (5/3)

IF YOU HAVEN'T HERD

SUPER BOWL STITCHES & PIZZA PIES

Connor McGovern, just 4 years old at time, was running around the linoleum floors with friends, planted his foot in a dog's water bowl and wiped out. "I was a little kid, screwing around in the kitchen, hit the corner wall," McGovern said. "So, I split my head open, so I had to go the ER, and the game was on." That game was Super Bowl XXXVI, a showdown between the underdog New England Patriots and the St. Louis Rams. His family rushed him to the hospital – both to get him treated and to catch the end of the game. Growing up in Larksville, Pennsylvania, the McGovern family was split mainly into Eagles and Steelers fans. Connor wanted to be different. At Wilkes-Barre General Hospital, McGovern first made a proclamation. Then, Adam Vinatieri made a 48-yard field goal as time ran out. "I told my parents whoever won that game I'll be a fan of," McGovern said. "And that's how I became a Patriots fan." The Patriots went on to win 20-17. McGovern got about seven stitches in his head and healed up fine. ... When McGovern was in Dallas, he started learning how to cook and bake more often. "Over like the two years of COVID and everything, started perfecting it, tweaking things how I like it," McGovern said. "And then finally built up the confidence, and then every few weeks I'd have the O-line over down there and start making them (pizza and) got more and more comfortable with it."

(Buffalo News, Katherine Fitzgerald, October 21, 2023)

THE STAMPEDE

Favorite TV show: South Park

Favorite Movie: Step Brothers

Hobbies/talents: Cooking & building gaming PCs

PERSONAL

Son of Maureen and Jim McGovern. Him and his wife, Delaney, have a daughter, Tatum. Has two brothers, AJ and Tyler. Mother, Maureen, played basketball at King's College. Father, Jim, played football at Colgate. Also played basketball and participated in track & field while attending Lake-Lehman High School. Majored in agribusiness management.



LB | 40

VON MILLER

AGE: 35 (March 26, 1989) | HT: 6-3 | WT: 250

COLLEGE: Texas A&M

NFL EXP: 14 Years

HOMETOWN: DeSoto, TX

ACQUIRED: FA (2022)

X VonMiller

📷 vonmiller

FIRST-AND-10

VON MILLER signed a 6-year contract with the Bills on March 17, 2022 after helping the Rams capture Super Bowl LVI. The 2nd overall pick in 2011 by Denver, Miller spent the first 10+ seasons of his career with the Broncos before being traded to the Rams on November 2, 2021. One of the league's all-time prolific pass rushers, the 8-time Pro Bowler leads the NFL in sacks since entering the league.

SHOUTOUTS

- The future Hall of Famer's career: 8 Pro Bowl selections, three 1st-team All-Pro honors, four 2nd-team All-Pro honors, two Super Bowl championships, a Super Bowl MVP award, defensive rookie of the year honors, and a spot on the NFL's All-Decade team of the 2010's.
- Leads all players in sacks since entering the NFL in 2011 (126.5). Ranks tied for 17th on the NFL's all-time list.
- Tied for 11th in NFL history with 10.5 sacks in the postseason. Tied with Charles Haley for most sacks in Super Bowl history (4.5).
- Recorded the 5th-most sacks all-time in a single decade (112.5) from 2010-19.
- Is Denver's all-time leader in sacks (110.5).
- Registered 2 sacks of Patrick Mahomes in win at KC (9/16/22).
- Posted two sacks at LAR (9/8/22), his 4th multi-sack outing on opening day.
- Recorded 2 sacks for the Rams in their Super Bowl LVI win vs. Cin. (2/13/22).
- Named Super Bowl 50 MVP for Denver with 6 tackles, 2.5 sacks, and 2 forced fumbles in 24-10 win vs. Car. (2/7/16).
- Named NFL Defensive Rookie of the Year in 2011 after tallying 11.5 sacks.

IF YOU HAVEN'T HERD

VON'S VISION

Inspired by his own vision issues growing up, Miller created Von's Vision Foundation in 2012.

The mission of Von's Vision is to provide low-income students with eye care and fashionable corrective eye wear they need to be their best in the classroom and in life.

Since its inception, Von's Vision has gifted over \$5.1 million in eye care and eye wear to students in need across the country.

"I wear glasses, they wear glasses and if we don't connect any other way, we both wear glasses and we both struggle with our vision," Miller said "And you can be cool doing it."



PERSONAL

Is the son of Von and Gloria Miller. Has two sons named Valor and Victory. Received the 2019 Jefferson Award for Outstanding Public Service in Sports. Chosen as the Broncos 2018 Walter Payton Man of the Year nominee in 2018. Enjoys listening to heavy metal music for meditation. Majored in university studies with a concentration in agriculture and life sciences. Owns an organic chicken farm in Elgin, TX called Greener Pastures Chicken.



PASS RUSH SUMMIT

The future Hall of Famer conducts his annual Von Miller Pass Rush Summit each summer in Nevada, a two-day event which attracts players from around the NFL. "To be able to walk and talk and go through moves and mindset with guys around the league I respect is huge for me," Miller told the Buffalo News. "I'm a pass rusher and this is a fraternity of brothers. I want all these guys to have success."



FUTURE GENERAL MANAGER

Miller has made it no secret he aspires to become an NFL general manager once his playing days are over. He uses as much time as possible to soak in knowledge from Bills general manager Brandon Beane, including a job shadow experience at the 2023 NFL Combine.

"He's just a great human being," Miller told the Buffalo News of Beane. "He opened the door. He watered my plant. He easily could have said, 'Man, you oughta be focused on football,' which I would have gladly did, but for him to water the plant for me is great. And I just feel extremely humbled and blessed to have this opportunity here at the combine."

"I can't just stay boxed in. I got to be able to plan and forecast: 'OK, when this doesn't work, what am I going to do next?' You got to be able to balance those two things."

"There are moments in life where you... have to be where your feet are," Miller said. "There are moments, too, where I gotta be here, but I still gotta be looking for what's next."

THE STAMPEDE

Pre-game ritual: Listens to "In The Air Tonight" by Phil Collins

Favorite TV show: Bill Dance fishing shows

Favorite movie producer: M. Night Shyamalan

Favorite actor: Mark Wahlberg

Dream vacation spot: Dubai

Favorite players growing up: DeMarcus Ware and Dirk Nowitzki

Favorite food: Oxtails, plantains, beans and rice

BUFFALO TRACKS

MOST SACKS BY ACTIVE PLAYERS

1.	Von Miller, Buffalo	126.5
2.	Cam Jordan, New Orleans	117.5
3.	Calais Campbell, Miami	107.5
4.	Khalil Mack, LA Chargers	104.0
5.	T.J. Watt, Pittsburgh	99.5

MOST SACKS IN NFL POSTSEASON HISTORY

1.	Willie McGinest	16.0	(18 games)
2.	Bruce Smith	14.5	(20 games)
3.	Frank Clark	13.5	(17 games)
4.	Terrell Suggs	12.5	(21 games)
5.	Reggie White	12.0	(19 games)
6t.	LaMarr Woodley	11.0	(8 games)
6t.	Clay Matthews	11.0	(15 games)
6t.	Charles Haley	11.0	(21 games)
6t.	Dwight Freeney	11.0	(22 games)
6t.	James Harrison	11.0	(22 games)
11t.	Von Miller	10.5	(11 games)





TE | 85

QUINTIN MORRIS

AGE: 25 (January 21, 1999) | HT: 6-2 | WT: 243

COLLEGE: Bowling Green

NFL EXP: 3 Years

HOMETOWN: Richmond, TX

ACQUIRED: UDFA (2021)

X QuintinMorris_

IG quintinmorris_

FIRST-AND-10

QUINTIN MORRIS re-signed with the Bills on March 8, 2024. Morris was originally signed by the Bills as an undrafted free agent in 2021.

SHOUTOUTS

- Since joining the Bills in 2021, Morris has played in 29 regular season games and recorded 10 receptions for 110 yards and two touchdowns. He's also played in four postseason contests.
- Played in a career-high 15 games in 2023.
- Scored the game winning touchdown vs. NYG (10/15/23) on a 15-yard pass from Josh Allen. The touchdown was the second of his career.
- Appeared in 14 games with one start in 2022. Also played in both postseason contests, making one start.
- Scored his first-career NFL touchdown on a 14-yard pass vs. MIA (12/17/22).
- Recorded first forced fumble of his NFL career on special teams and then later recovered first fumble of his career vs. DET (11/24/22).
- Made his NFL debut vs. TEN (9/19/22) and recorded his first NFL reception on a 6-yard gain.
- Completed his four-year career at Bowling Green with 125 catches for 1,529 yards and 13 touchdowns.
- Named first-team All-MAC in 2020 with 20 receptions for 248 yards in 5 games.

PERSONAL

Is the son of Eddie and Vanessa Morris. Eddie played football at Mississippi Valley State and Vanessa is in the MYSU hall of fame for basketball. Has two brothers, Evan and Antoine. Enjoys doing community work with the Special Olympics. Majored in health science.

IF YOU HAVEN'T HERD

UNDRAFTED UNDERDOG

Quintin Morris is the undrafted underdog. For a year, the Buffalo Bills tight end's nameplate was spelled incorrectly, as "Quinton" for a year after Morris made the practice squad for the 2021 season.

"Being a practice squad guy, they're not really expecting me to come in here and make any impact," Morris said. "For me, it was just really showing the coaches, showing the team that I can be a guy you trust to go out there and perform."

The odds were against Morris to make a stacked Bills 53-man roster, but there's no quit in the Morris family, a lesson Quintin learned from his big brother Evan.

"He gave Quintin motivation because watching his brother overcome so many obstacles, he had no excuse. So he made it work," Quintin's father Eddie Morris said about his sons.

"It was very disheartening when Evan was born. He was born a premie. He was unheard of. He was a pound and six ounces."

"He started out in the hospital the first six months of his life. ... They didn't expect him to make it, but here he is," Vanessa said.

Here is Evan, at 26 years old, highly functional and a Special Olympics star.

(WGRZ, Julianne Pelusi, December 10, 2022)

THE STAMPEDE

Dream vacation spot: Dubai

Favorite musician: Lil Baby

Favorite TV show: The Bernie Mac Show

Favorite movie: Fast & Furious

Go-to gas station snack: Funyuns

Least favorite household chore: Trash



QUINTIN MORRIS

QUINTIN MORRIS' NFL REGULAR SEASON RUSHING/RECEIVING STATISTICS

DATE	TEAM	GP	GS	RECEIVING					RUSHING				
				NO.	YDS.	AVG.	LG	TD	NO.	YDS.	AVG.	LG	TD
2021	Bills	0	0	0	0	0.0	0	0	0	0	0.0	0	0
2022	Bills	14	1	8	84	10.5	26	1	0	0	0.0	0	0
2023	Bills	15	0	2	26	13.0	15†	1	0	0	0.0	0	0
2024	Bills	3	0	0	0	0.0	0	0	0	0	0.0	0	0
TOTALS		32	1	10	110	11.0	26	2	0	0	0.0	0	0

QUINTIN MORRIS' NFL POSTSEASON RUSHING/RECEIVING STATISTICS

DATE	TEAM	GP	GS	RECEIVING					RUSHING				
				NO.	YDS.	AVG.	LG	TD	NO.	YDS.	AVG.	LG	TD
2021	Bills	0	0	0	0	0.0	0	0	0	0	0.0	0	0
2022	Bills	2	1	2	18	9.0	12	0	0	0	0.0	0	0
2023	Bills	2	0	0	0	0.0	0	0	0	0	0.0	0	0
TOTALS		4	1	2	18	9.0	12	0	0	0	0.0	0	0

SINGLE-GAME HIGHS: RECEIVING

Receptions 3 vs. Pittsburgh Steelers, Oct 09, 2022
Receiving Yards 39 vs. Pittsburgh Steelers, Oct 09, 2022
Receiving Average 13.0 vs. Pittsburgh Steelers, Oct 09, 2022
Longest Receptions 26 vs. Pittsburgh Steelers, Oct 09, 2022

Receiving TDs 1 vs. New York Giants, Oct 15, 2023
All-Purpose Yards 39 vs. Pittsburgh Steelers, Oct 09, 2022
Special Teams Tackles 1 vs. New England Patriots, Jan 08, 2023
Most TDs 1 vs. New York Giants, Oct 15, 2023

2024 GAME-BY-GAME REGULAR-SEASON STATISTICS (BILLS)

DATE	OPPONENT	P/S	RECEIVING						RUSHING						W/L	SCORE
			NO.	YDS.	AVG.	LG	TD	NO.	YDS.	AVG.	LG	TD				
09/08	Cardinals	P	0	0	0.0	0	0	0	0	0.0	0	0	0	W	34-28	
09/12	at Dolphins	P	0	0	0.0	0	0	0	0	0.0	0	0	0	W	31-10	
09/23	Jaguars	P	0	0	0.0	0	0	0	0	0.0	0	0	0	W	47-10	
2024 TOTALS		3-0	0	0	0.0	0	0	0	0	0.0	0	0	0	3-0		

**LB | 32**

NICHOLAS MORROW

AGE: 29 (July 10, 1995) | HT: 6-0 | WT: 225

COLLEGE: Greenville

NFL EXP: 7 Years

HOMETOWN: Huntsville, AL

ACQUIRED: Free Agent (2024)

FIRST-AND-10

NICHOLAS MORROW signed a one-year contract in 2024 with the Bills. Morrow originally entered the NFL in 2017 as an UDFA out of Greenville University with the Raiders. After five seasons with Las Vegas, Morrow spent 2022 with the Bears and 2023 with the Eagles. Morrow is the only alumnus from Greenville to play in the NFL.

SHOUTOUTS

- In 94 career games, Morrow has 465 total tackles (334 solo), three interceptions, 27 passes defended, 7.0 sacks, three forced fumbles, and three fumble recoveries.
- For the Eagles in 2023, he appeared in 15 games with 12 starts. He recorded 95 tackles with 12 tackles for loss, five QB hits, 3.0 sacks, and five passes defended. He also had one forced fumble and two fumble recoveries.
- In 2022, for his lone season in Chicago he started in all 17 games and posted a career-high 116 tackles. Also registered 11 TFLs and caught an interception.
- As a Raider in 2020, Morrow Appeared in 14 games with a 11 starts. Set then career highs in tackles (77), tackles for loss (eight), sacks (three) and fumble recoveries (one). Set a career high in passes defended (nine).
- Was the only player in the NFL in 2020 with at least three sacks and nine passes defended. His nine passes defended ranked first in the NFL among all linebackers. His three sacks mark the most by a Raiders linebacker since 2017
- Appeared in 16 games during the 2019 season and made eight starts at linebacker...Posted 67 tackles (49 solo) and recorded his first career INT...Finished tied for third on the team with six special teams tackles and tied a career high with four passes defended.
- Played in all 16 games, making five starts in 2018. Finished the season with 37 tackles (26 solo), one sack, three passes defended and one forced fumble. Recorded six special teams tackles, tied for sixth on the team

IF YOU HAVEN'T HERD

D-3 TO THE NFL

Nicholas Morrow was mostly aware of what he signed up for when he committed to play football at Division III Greenville University. Among the list of experiences included paying his own tuition, training at a small facility shared with the local elderly community, playing in front of sparse crowds, and partaking in up to 12-hour bus rides for road games.

There was one caveat, though, that caught Morrow off guard upon his arrival to Greenville's campus, located in rural central Illinois with an enrollment of less than 1,000 students. When Morrow first opened the door that led to his modest 200-something-square-foot dorm room, he made a quick observation.

"This is a two-person room, like, this is room for only two people ... and there were three beds," Morrow recalled. "That's the kind of living situation I was in. We were really crammed in. You only go to a program like that if you truly love the game."

During a recent phone interview with Morrow's college coach, Robbie Schomaker prefaced the conversation: "I think it's hard to really articulate how outlandish this whole story is in terms of where he came from, and where he is now."

Morrow credits his humble beginnings for playing a large factor in his ability to carve out an impressive six-year pro career with the Raiders, Bears, and Eagles. He is the only alumnus from Greenville to play in the NFL, and he is one of only a handful of Division III players in the league.

"I'm proud to have that part of my journey," Morrow said. "Just grateful to go through those types of things."
([inquirer.com](https://www.inquirer.com), Josh Tolentino, Oct. 7, 2023)

PERSONAL

Morrow is the only alumnus from Greenville to play in the NFL. Is an avid mountain biker along with his wife Megan their dream biking destination is Whistler in British Columbia, Canada. They have a daughter named Naomi with another on the way. Favorite food is BBQ and likes brisket.



NICHOLAS MORROW

NICHOLAS MORROW'S NFL REGULAR SEASON DEFENSIVE STATISTICS

DATE	TEAM	GP	TACKLES											INTERCEPTIONS					FUMBLES					ST					MISC			
			GS	TK	S	A	TFL	YDS	SK	YDS	QBH	NO	YDS	LG	TD	PD	FF	FR	TD	YDS	TK	S	A	FF	FR	S	A	FF	FR	S	A	
2017	Raiders	16	5	57	37	20	5	15	0.0	0.0	2	0	0	0	0	4	0	0	0	0	3	3	0	0	0	0	0	0	0	0	0	0
2018	Raiders	16	5	37	26	11	5	10	1.0	4.0	3	0	0	0	0	3	1	0	0	0	6	4	2	0	0	0	0	0	0	0	0	
2019	Raiders	16	8	67	49	18	2	2	0.0	0.0	4	1	11	11	0	4	0	0	0	0	6	4	2	0	0	0	0	0	0	0	0	
2020	Raiders	14	11	76	60	16	8	28	3.0	29.0	6	1	6	6	0	9	1	1	0	0	2	2	0	0	0	0	0	0	0	0	0	
2021	Raiders	0	0	0	0	0	0	0	0.0	0.0	0	0	0	0	0	0	0	0	0	0	0	0	0	0	0	0	0	0	0	0	0	
2022	Bears	17	17	116	83	33	11	18	0.0	0.0	0	1	5	5	0	2	0	0	0	0	0	0	0	0	0	0	0	0	0	0	0	
2023	Eagles	15	12	93	65	28	12	27	3.0	20.0	5	0	0	0	0	5	1	1	0	0	2	1	1	0	0	0	0	0	0	0	0	
2024	Bills	3	0	0	0	0	0	0	0.0	0.0	0	0	0	0	0	0	0	0	0	0	0	0	0	0	0	0	0	0	0	0	0	
TOTALS		97	58	446	320	126	43	100	7.0	53.0	20	3	22	11	0	27	3	2	0	0	19	14	5	0	1	0	0	0	0	0		

NICHOLAS MORROW'S NFL POSTSEASON DEFENSIVE STATISTICS

DATE	TEAM	GP	TACKLES											INTERCEPTIONS					FUMBLES					ST					MISC			
			GS	TK	S	A	TFL	YDS	SK	YDS	QBH	NO	YDS	LG	TD	PD	FF	FR	TD	YDS	TK	S	A	FF	FR	S	A	FF	FR	S	A	
2021	Raiders	0	0	0	0	0	0	0	0.0	0.0	0	0	0	0	0	0	0	0	0	0	0	0	0	0	0	0	0	0	0	0	0	0
2023	Eagles	1	1	10	7	3	1	4	0.0	0.0	0	0	0	0	0	0	0	0	0	0	0	0	0	0	0	0	0	0	0	0	0	0
TOTALS		1	1	10	7	3	1	4	0.0	0.0	0	0	0	0	0	0	0	0	0	0	0	0	0	0	0	0	0	0	0	0	0	

SINGLE-GAME HIGHS: DEFENSIVE

- Total Tackles** 11 vs. Philadelphia Eagles, Dec 18, 2022
- Solo Tackles** 10 at Atlanta Falcons, Nov 29, 2020
- Sacks** 1.0 at Denver Broncos, Jan 03, 2021
- Passes Defensed** 2 vs. Indianapolis Colts, Dec 13, 2020
- Forced Fumbles** 1 vs. Denver Broncos, Nov 15, 2020

- Fumble Recoveries** 1 at Cleveland Browns, Nov 01, 2020
- Tackles For Loss** 3 vs. Detroit Lions, Nov 13, 2022
- Interceptions** 1 vs. Buffalo Bills, Dec 24, 2022
- Interception Return Yards** 11 vs. Chicago Bears, Oct 06, 2019
- Special Teams Tackles** 3 at Denver Broncos, Dec 29, 2019

2024 GAME-BY-GAME REGULAR-SEASON STATISTICS (BILLS)

DATE	OPP	P/S	TACKLES											INTERCEPTIONS					FUMBLES					ST					MISC			
			TK	S	A	SK	YDS	TFL	YDS	QBH	NO	YDS	LG	TD	PD	FF	FR	TD	YDS	TK	S	A	FF	FR	S	A	FF	FR	S	A	W/L	SCORE
09/08	Cardinals	P	0	0	0	0.0	0.0	0	0	0	0	0	0	0	0	0	0	0	0	0	0	0	0	0	0	0	0	0	0	0	W	34-28
09/12	at Dolphins	P	0	0	0	0.0	0.0	0	0	0	0	0	0	0	0	0	0	0	0	0	0	0	0	0	0	0	0	0	0	W	31-10	
09/23	Jaguars	P	0	0	0	0.0	0.0	0	0	0	0	0	0	0	0	0	0	0	0	0	0	0	0	0	0	0	0	0	0	W	47-10	
2024 TOTALS		3-0	0	0	0	0.0	0.0	0	0	0	0	0	0	0	0	0	0	0	0	0	0	0	0	0	0	0	0	0	0	3-0		



DT | 91

ED OLIVER

AGE: 26 (December 12, 1997) | HT: 6-1 | WT: 287

COLLEGE: Houston

NFL EXP: 6 Years

HOMETOWN: Houston, TX

ACQUIRED: Draft (2019, R1)

✕ Edoliver_11

📷 Edoliver_11

FIRST-AND-10

ED OLIVER agreed to terms on a four-year contract extension with the Bills in 2023, extending his stay in Buffalo through 2027 after originally being drafted by the team in the first round (9th overall) out of Houston in 2019. His 9.5 sacks of the 2023 season ranked third in the NFL of all interior defensive linemen.

SHOUTOUTS

- Collected his first sack of the season at MIA (9/12/24) on a 4th down stop of Tua Tagovailoa.
- Finished 2023 starting in 16 games with a career high in tackles with 51 (34 solo), 14 TFLs, 16 QB hits, 1 INT and tied a career high in passes defended (3).
- Raised his sack total to 9.5, the most by a Bills DT since Jordan Phillips in 2019 (9.5). Since being drafted in 2019, Oliver leads the Bills with 24.0 sacks.
- Intercepted a pass vs NE (12/31/23) for the first of his career, and first since his senior year of high school in 2015. Oliver also recorded a sack and became the first DT with an INT since 2019.
- Recorded two sacks at LAC (12/23/23).
- Collected half a sack of Patrick Mahomes at KC (12/10/23) and recorded a pass defended.
- Took down Baker Mayfield for his fifth sack of the season vs TB (10/26/23). Tied personal season-high (5 in 2019).
- Had a career high 9 tackles vs JAX (10/8/23) and recorded a sack of Trevor Lawrence.
- Collected AFC Defensive Player of the Week against DET (11/24/22) after recording 6 tackles, 2 TFLs, forced a fumble and recovered his first fumble recovery of NFL career, and a sack ending in a safety the first in a Thanksgiving game since 2013 (Ndamukong Suh).

PERSONAL

Son of Dana and Ed Oliver Sr. Has an older brother, Marcus, who also played for Houston and now coaches at Pineville HS (LA). Has a daughter Ava Oliver. Majored in health while at Houston.

IF YOU HAVEN'T HERD

COATS FOR KIDS

Oliver wanted to immediately make an impact in the Buffalo community after joining the Bills as the 9th overall pick in the 2019 NFL Draft and he found a way to do that in partnership with Colvin Cleaners.

Oliver participated in the Coats for Kids campaign, meeting fans who donated coats, boots, hats and gloves during a collection event outside of the Bills stadium. It's a cause that is especially important given the climate in Western New York and one that immediately stuck out to Ed as an important way to give back to his new community.




"Buffalo's a place I'd heard has unbearable winters and I'd hate for a kid to have to walk outside in a blizzard or whatever kind of crazy weather we get up here," Oliver told WIVB TV during the coat drive.

The 2019 edition of the campaign was able to receive and distribute over 10,000 coats to people in need. "It just epitomizes the Bills Mafia and what the Bills Football Program is all about. It's all about family, it's all about one another, making sure one another's straight," Oliver said.

TURKEY DAY

Oliver comes alive on Thanksgiving day, having played in three games on the day through out his career he has recorded at least half a sack. In two of them, he's taken over games. Against the Detroit Lions in 2022, Oliver became the first player in team history to record a sack, forced fumble, fumble recovery and safety in a single game. He then collected AFC Defensive Player of the Week for his efforts, he joked that he wished it was Thanksgiving "every day," let alone just playing on the holiday once a year.



S | 9

TAYLOR RAPP

AGE: 26 (December 22, 1997) | HT: 6-0 | WT: 208

COLLEGE: Washington

NFL EXP: 6 Years

HOMETOWN: Bellingham, WA

ACQUIRED: Free Agent (2023)

X trapp07

IG taylorrapp

FIRST-AND-10

TAYLOR RAPP re-signed with the Bills in 2024 on a three-year deal after finishing his first season in Buffalo in 2023. Rapp spent the first four seasons of his career with the LA Rams (2019-22). He was drafted in the second round (61st overall) of the 2019 NFL Draft by the Rams.

SHOUTOUTS

- Recorded his 10th career INT at MIA (1/7/24) on the Dolphins' final drive to seal a Bills victory. It marked his first INT as a Bill. 3 of 10 career INTs have enabled his team to run out clock.
- Had a team high eight tackles and a TFL vs. DAL (12/17/23).
- Collected a season-high seven tackles vs. DEN (11/13/23) and half a sack for his first of the season.
- Got his first start as a Bill and recorded 6 tackles vs. MIA (10/1/23).
- Recovered his first fumble as a Bill against the Raiders (9/17/23).
- Played his first game as a Bill at NYJ (9/11/23) and collected 4 tackles.
- Played in 16 games in 2022 registering 92 total tackles good for third on the Rams. He had two TFLs, one QB hit, two INTs and six passes defended.
- Intercepted a pass in back to back games vs. LV (12/8/22) and at GB (12/19/22).
- Tied his career high with 12 tackles against the Chiefs (11/27/22) the sixth time he has recorded double-digit tackles in his NFL career.
- Registered seven tackles in the Rams Super Bowl LVI victory over the Bengals.
- Started all 17 games in 2021 and logged 91 tackles (62 solo), 1.5 sacks, one forced fumble, a team leading four INTs, with two TFLs and six pass breakups.

IF YOU HAVEN'T HERD

2 RINGS ONE NIGHT

After winning a Super Bowl ring, Taylor Rapp pulled out a ring of his own, proposing to his girlfriend Dani Johnson in front of the cheering fans of SoFi.



The proposal came after an emotional win for the Rams, who beat the Cincinnati Bengals 23-20. She nodded "Yes" and tried to hold back the tears as Rapp slipped the engagement ring on her finger.

"So we were actually going to go to Hawaii after the season was over and that's where I had planned on proposing. The thought of doing crossed my mind but only if we had won. And we did win so I was like I have to do it now, it made our vacation better, less stress on my end."

Rapp and Johnson have been dating since high school. She's been his biggest fan since he played football for Sehome High School in Bellingham, WA. He went on to star at the University of Washington before heading to the NFL in 2019. Johnson played volleyball at Southern Oregon University.

In March of 2021, Rapp marked Johnson's birthday with his intentions. Rapp posted a selfie to Instagram of himself and Johnson smiling for the camera, writing in the caption, "Happy birthday to the love of my life, the one person who holds me accountable and makes sure I stay true to myself no matter what." And on July 16, 2022 they became the Rapp's.

PERSONAL

Taylor is half Chinese and is one of four active Asian players in the NFL. Has an older brother, Austin, who inspired his love for football. Lives with his wife, Dani, and they have two golden retrievers, Maya and Ollie rescued from China and Korea.



SINGLE-GAME HIGHS: DEFENSIVE

Total Tackles 12 at Kansas City Chiefs, Nov 27, 2022
Solo Tackles 9 vs. Cincinnati Bengals, Oct 27, 2019
Sacks 1.0 at San Francisco 49ers, Nov 15, 2021
Passes Defensed 2 at Miami Dolphins, Jan 07, 2024
Forced Fumbles 1 at Miami Dolphins, Nov 01, 2020
Fumble Recoveries 1 vs. Las Vegas Raiders, Sep 17, 2023

Tackles For Loss 2 at Seattle Seahawks, Jan 08, 2023
Interceptions 2 at New York Giants, Oct 17, 2021
Interception Return Yards 31 at New York Giants, Oct 17, 2021
Special Teams Tackles 2 vs. Chicago Bears, Sep 12, 2021
Longest Opp Fumble Return 6 vs. Las Vegas Raiders, Sep 17, 2023

2024 GAME-BY-GAME REGULAR-SEASON STATISTICS (BILLS)

DATE	OPP	P/S	TACKLES							INTERCEPTIONS					FUMBLES				ST				MISC		SCORE				
			TK	S	A	SK	YDS	TFL	YDS	QBH	NO	YDS	LG	TD	PD	FF	FR	TD	YDS	TK	S	A	FF	FR		S	A	W/L	
09/08	Cardinals	S	5	3	2	0.0	0.0	0	0	0	0	0	0	0	0	0	0	0	0	0	0	0	0	0	0	0	0	W	34-28
09/12	at Dolphins	S	5	3	2	0.0	0.0	1	2	0	0	0	0	0	0	0	0	0	0	0	0	0	0	0	0	0	W	31-10	
09/23	Jaguars	S	1	0	1	0.0	0.0	0	0	0	0	0	0	0	0	0	0	0	0	0	0	0	0	0	0	0	W	47-10	
2024 TOTALS		3-3	11	6	5	0.0	0.0	1	2	0	0	0	0	1	0	0	0	0	0	0	0	0	0	0	0	0	3-0		



DE | 50

GREG ROUSSEAU

AGE: 24 (April 5, 2000) | HT: 6-6 | WT: 266

COLLEGE: Miami (FL)

NFL EXP: 4 Years

HOMETOWN: Coconut Creek, FL

ACQUIRED: Draft (2021, R1)

X gregrousseau

IG gregrousseau

FIRST-AND-10

GREG ROUSSEAU was selected by the Bills in the first round (30th overall) in 2021. Since being drafted by the Bills, Rousseau leads the team with 20 career sacks.

SHOUTOUTS

- Named AFC Defensive Player of the Week following his performance vs. ARI (9/8/24). Recorded a career-high 3 sacks and tied Ben Williams (3 in 1983) for most ever by a Bill in a season opener.
- Started all 16 regular season games he played in 2023, recording 42 tackles, a career-high 13 TFLs, 5.0 sacks, four passes defended, a forced fumble and fumble recovery.
- His 8.0 sacks in 2022 established a new career high and led all Bills defenders (tied with Von Miller).
- Finished the 2021 season first among all rookie defensive linemen with 50 tackles (42 solo) and one interception. Also tallied 4.0 sacks.
- Earned his first-career AFC Defensive Player of the Week award following his performance at KC (10/10/21). He notched the first interception of his career and finished the game with five tackles, a sack and an interception.
- Recorded the first sacks of his career (2.0) at Mia. (9/19/21). Was the first Bills rookie with a multi-sack game since Ed Oliver (11/28/19 at Dal.) and the 14th overall.
- Made his first-career start vs. Pit. (9/12/21).
- Led the ACC in sacks with 15.5 in 2019, his final season at the University of Miami.

PERSONAL

Pronounced roo-SO. Parents names are Oskal and Anne, Haitian immigrants who left their homeland in the 1980's. Has two older brothers Ricky and Marvyn, and a younger brother, Jonathan. Graduated in 2024 with a criminology degree.

IF YOU HAVEN'T HERD

BUFFALO CONNECTIONS

It always seems like you can find a Buffalo connection in most situations and that is no different with the Bills first-round draft pick Greg Rousseau.

Of course he's heard the typical, obvious stuff:

"I know there's Niagara Falls there, it pretty much borders Canada, I'm pretty sure there's Lake Erie so the same lake in Cleveland is over there," Rousseau said.

But his understanding of Western New York runs deeper than that.

"My mom had my older brother in Buffalo so my parents lived in Buffalo for I think five years, four years, so I'm very familiar with Buffalo."

The Bills drafted the Miami defensive end with the 30th overall pick in this year's draft as they continue to add youth to the position and someone who already has ties to the area.

"I know all about it, Jim Kelly, the whole nine yards, and they got the Miami connection for sure," Rousseau said in a zoom call with reporters after the first-round.

He laughed and said he'll get all the exact details from his parents but said he thinks they lived in Buffalo from the mid to late 90's when his mom was likely getting her nursing degree.

THE STAMPEDE

Nickname: Groot

First job: Manning a bounce house at children's parties in the summer

Favorite TV show: Walking Dead

Favorite athlete growing up: Kawhi Leonard

Favorite food: Sushi

Favorite movie: Interstellar



GREG ROUSSEAU'S NFL REGULAR SEASON DEFENSIVE STATISTICS

DATE	TEAM	GP	GS	TACKLES							INTERCEPTIONS					FUMBLES				ST				MISC			
				TK	S	A	TFL	YDS	SK	YDS	QBH	NO	YDS	LG	TD	PD	FF	FR	TD	YDS	TK	S	A	FF	FR	S	A
2021	Bills	17	17	50	42	8	8	7	4.0	12.0	10	1	3	3	0	4	1	0	0	0	0	0	0	0	0	0	0
2022	Bills	13	13	37	27	10	10	53	8.0	60.5	14	0	0	0	0	4	1	0	0	0	0	0	0	0	0	0	
2023	Bills	16	16	42	30	12	13	47	5.0	33.5	18	0	0	0	0	4	1	1	0	0	0	0	0	0	0	0	
2024	Bills	3	3	11	9	2	4	19	3.0	11.0	3	0	0	0	0	1	0	0	0	0	0	0	0	0	0	0	
TOTALS		49	49	140	108	32	35	126	20.0	117.0	45	1	3	3	0	12	4	1	0	0	0	0	0	0	0	0	

GREG ROUSSEAU'S NFL POSTSEASON DEFENSIVE STATISTICS

DATE	TEAM	GP	GS	TACKLES							INTERCEPTIONS					FUMBLES				ST				MISC		
				TK	S	A	TFL	YDS	SK	YDS	QBH	NO	YDS	LG	TD	PD	FF	FR	TD	YDS	TK	S	A	FF	FR	S
2021	Bills	2	2	3	2	1	0	0	0.0	0.0	0	0	0	0	0	0	0	0	0	0	0	0	0	0	0	0
2022	Bills	2	2	4	3	1	0	0	0.0	0.0	1	0	0	0	0	0	0	0	0	0	0	0	0	0	0	0
2023	Bills	2	2	5	2	3	1	11	1.0	11.0	2	0	0	0	0	0	0	0	0	0	0	0	0	0	0	0
TOTALS		6	6	12	7	5	1	11	1.0	11.0	3	0	0	0	0	0	0	0	0	0	0	0	0	0	0	0

SINGLE-GAME HIGHS: DEFENSIVE

Total Tackles 7 vs. Indianapolis Colts, Nov 21, 2021
Solo Tackles 6 vs. Arizona Cardinals, Sep 08, 2024
Sacks 3.0 vs. Arizona Cardinals, Sep 08, 2024
Passes Defensed 1 at Kansas City Chiefs, Dec 10, 2023
Forced Fumbles 1 vs. Arizona Cardinals, Sep 08, 2024

Fumble Recoveries 1 at Philadelphia Eagles, Nov 26, 2023
Tackles For Loss 3 vs. Arizona Cardinals, Sep 08, 2024
Interceptions 1 at Kansas City Chiefs, Oct 10, 2021
Interception Return Yards 3 at Kansas City Chiefs, Oct 10, 2021

2024 GAME-BY-GAME REGULAR-SEASON STATISTICS (BILLS)

DATE	OPP	P/S	TACKLES							INTERCEPTIONS					FUMBLES				ST				MISC	W/L	SCORE			
			TK	S	A	SK	YDS	TFL	YDS	QBH	NO	YDS	LG	TD	PD	FF	FR	TD	YDS	TK	S	A				FF	FR	S
09/08	Cardinals	S	6	6	0	3.0	11.0	3	14	2	0	0	0	0	0	1	0	0	0	0	0	0	0	0	0	0	W	34-28
09/12	at Dolphins	S	4	2	2	0.0	0.0	1	5	0	0	0	0	0	0	0	0	0	0	0	0	0	0	0	0	0	W	31-10
09/23	Jaguars	S	1	1	0	0.0	0.0	0	0	1	0	0	0	0	0	0	0	0	0	0	0	0	0	0	0	0	W	47-10
2024 TOTALS		3-3	11	9	2	3.0	11.0	4	19	3	0	0	0	0	0	1	0	0	0	0	0	0	0	0	0	0	3-0	



WR | 1

CURTIS SAMUEL

AGE: 28 (August 11, 1996) | HT: 5-11 | WT: 195

COLLEGE: Ohio State

NFL EXP: 8 Years

HOMETOWN: Brooklyn, NY

ACQUIRED: Free Agent (2024)

✕ [CurtisSamuel4](#)

📷 [curtis_samuel4](#)

FIRST-AND-10

CURTIS SAMUEL signed a three-year contract with the Bills on March 15, 2024. A 2nd round draft choice (40th overall) of the Carolina Panthers in 2017, Samuel spent his first four NFL seasons in Carolina (2017-20) before inking a free agent deal with Washington, where he played from 2021-23. The Brooklyn, NY native, was an All-America selection at Ohio State in 2016 and became the first player in Buckeye history to gain 1,000 career yards in both rushing and receiving.

SHOUTOUTS

- Is one of just 16 wide receivers all-time with 700+ rushing yards and his 28 carries of 10+ yards are 6th most ever by a receiver in NFL history. Has three career games with a rushing and receiving touchdown with the last occurring vs. Atl. (10/29/20).
- Grabbed 62 receptions for 613 yards and 4 touchdowns in his final season in Washington in 2023. Also rushed 7 times for 39 yards and a touchdown.
- Posted his first career multi-receiving TD game with 5 receptions for 51 yards and 2 scores at LAR (12/17/23).
- Registered a career-high tying 9 catches for 100 yards on Thanksgiving Day at Dal. (11/23/23).
- Recorded a career-high 118 yards on 7 catches in his final game with Carolina vs. NO (1/3/21).
- With current Bills offensive coordinator Joe Brady as the Panthers OC in 2020, posted career highs in catches (77), receiving yards (851), rushing yards (200) and total yards from scrimmage (1,051).
- Scored his first NFL touchdown on a 25-yard pass from Cam Newton in a victory vs. NYG (10/7/18).
- Posted a career-high 9 catches at KC (11/8/20).
- Made first NFL receptions in a win vs. Buf. (9/17/17).
- Competed on Ohio State's National Championship squad in 2015.

IF YOU HAVEN'T HERD

MEMORABLE RIDE TO FIRST NFL CAMP

Curtis Samuel arrived at his first Panthers training camp in 2017 just like many kids arrive at school. His mom, Nicole Samuel, drove him to training camp at Wofford College.

"We were just dropping him off so we could use the car," Nicole told WCNC Charlotte. "I'm like wow, this thing blew up."

Curtis joked that once he saw cameras were on campus, he tried to get Nicole to drop him off to the side and out of sight. But it was too late.

"My mom, she's always there for me," said Curtis. "She's been there for me through the whole way, Little League, high school and college. She's happy for me, and she just wanted to be a part of it."

"We love our mother so much," said Curtis. "We're so close to her ... The things she does for us is incredible. How I am, whatever my mother wants she gets. She's worked so hard throughout her whole life." ([ESPN.com](#) and [WCNC.com](#))

THE STAMPEDE

Favorite food: Ox tail with rice and peas

Favorite athlete growing up: LeBron James

Favorite TV show: Game of Thrones

Favorite movie: Biker Boyz

Favorite video game: Call of Duty

My Cause, My Cleats selection: STOMP Out Bullying

PERSONAL

Is the son of Curtis Council and Nicole Samuel. Has a sister, Denisha. Played running back and competed on the track team at Erasmus Hall High School in Brooklyn, NY. Named New York Daily News city player of the year in 2012 and won the 55 meters at the New York State track and field championships with a time of 6.44 seconds. Enjoys playing video games.



CURTIS SAMUEL'S NFL REGULAR SEASON RUSHING/RECEIVING STATISTICS

DATE	TEAM	GP	GS	RECEIVING					RUSHING				
				NO.	YDS.	AVG.	LG	TD	NO.	YDS.	AVG.	LG	TD
2017	Panthers	9	4	15	115	7.7	23	0	4	64	16.0	31	0
2018	Panthers	13	8	39	494	12.7	53†	5	8	84	10.5	33†	2
2019	Panthers	16	15	54	627	11.6	44	6	19	130	6.8	16	1
2020	Panthers	15	5	77	851	11.1	44	3	41	200	4.9	45	2
2021	Commanders	5	1	6	27	4.5	10	0	4	11	2.8	8	0
2022	Commanders	17	12	64	656	10.3	49†	4	38	187	4.9	21	1
2023	Commanders	16	13	62	613	9.9	37	4	7	39	5.6	15	1
2024	Bills	3	0	6	40	6.7	10	0	1	0	0.0	0	0
TOTALS		94	58	323	3,423	10.6	53†	22	122	715	5.9	45	7

CURTIS SAMUEL'S NFL REGULAR SEASON RETURN STATISTICS

DATE	TEAM	KICKOFF RETURNS					PUNT RETURNS					
		RET.	YDS.	AVG.	LG	TD	NO.	FC	YDS.	AVG.	LG	TD
2017	Panthers	10	221	22.1	33	0	0	0	0	0.0	0	0
2018	Panthers	10	209	20.9	32	0	0	0	0	0.0	0	0
2019	Panthers	0	0	0.0	0	0	0	0	0	0.0	0	0
2020	Panthers	0	0	0.0	0	0	0	0	0	0.0	0	0
2021	Commanders	0	0	0.0	0	0	0	0	0	0.0	0	0
2022	Commanders	0	0	0.0	0	0	0	0	0	0.0	0	0
2023	Commanders	0	0	0.0	0	0	0	0	0	0.0	0	0
2024	Bills	0	0	0.0	0	0	0	0	0	0.0	0	0
TOTALS		20	430	21.5	33	0	0	0	0	0.0	0	0

SINGLE-GAME HIGHS: RUSHING/RECEIVING

Rush Attempts 7 at Washington Commanders, Dec 27, 2020
Rushing Yards 52 at Washington Commanders, Dec 27, 2020
Rushing Average 7.4 at Washington Commanders, Dec 27, 2020
Longest Runs 45 at Washington Football Team, Dec 27, 2020
Rushing TDs 1 at Philadelphia Eagles, Oct 01, 2023
Receptions 9 at Dallas Cowboys, Nov 23, 2023
Receiving Yards 118 vs. New Orleans Saints, Jan 03, 2021
Receiving Average 21.7 vs. Minnesota Vikings, Nov 06, 2022
Longest Receptions 53† at New Orleans Saints, Dec 30, 2018

Receiving TDs 2 at Los Angeles Rams, Dec 17, 2023
All-Purpose Yards 158 at Washington Football Team, Dec 27, 2020
Kickoff Returns 5 at Pittsburgh Steelers, Nov 08, 2018
Kickoff Return Yards 107 at Pittsburgh Steelers, Nov 08, 2018
Longest Kickoff Return 33 vs. Philadelphia Eagles, Oct 12, 2017
Kickoff Return Average 21.4 at Pittsburgh Steelers, Nov 08, 2018
Special Teams Tackles 2 at Pittsburgh Steelers, Nov 08, 2018
Most TDs 2 at Los Angeles Rams, Dec 17, 2023
Miscellaneous Tackles 2 vs. New Orleans Saints, Jan 03, 2021



2024 GAME-BY-GAME REGULAR-SEASON STATISTICS (BILLS)

DATE	OPPONENT	P/S	RECEIVING					RUSHING					W/L	SCORE
			NO.	YDS.	AVG.	LG	TD	NO.	YDS.	AVG.	LG	TD		
09/08	Cardinals	P	2	15	7.5	8	0	0	0	0.0	0	0	W	34-28
09/12	at Dolphins	P	1	3	3.0	3	0	0	0	0.0	0	0	W	31-10
09/23	Jaguars	P	3	22	7.3	10	0	1	0	0.0	0	0	W	47-10
2024 TOTALS		3-0	6	40	6.7	10	0	1	0	0.0	0	0	3-0	



WR | 10

KHALIL SHAKIR

AGE: 24 (February 3, 2000) | HT: 6-0 | WT: 190

COLLEGE: Boise State

NFL EXP: 3 Years

HOMETOWN: Murrieta, CA

ACQUIRED: Draft (2022, R5)

X king_khalil2

IG king_khalil2

FIRST-AND-10

KHALIL SHAKIR (pronounced kuh-LIL shah-KEER) was drafted by the Bills in the fifth round (148th overall) in 2022 after spending his collegiate career at Boise State (2018-21).

SHOUTOUTS

- Since joining the league in 2022, leads all receivers with a catch rate of 85.2 percent (min. 30 receptions).
- Finished the 2023 regular season with career highs in games played (17), starts (10), receptions (39), receiving yards (611) and receiving touchdowns (2). Tallied 10 receptions for 75 yards and two touchdowns in two playoff appearances.
- Recorded 3 receptions for 115 yards and a touchdown vs. NYJ (11/19/23). His 81-yard touchdown is a career high and marked the third-longest touchdown reception in the NFL in 2023.
- Appeared in 14 games with two starts during his rookie season. Totaled 10 receptions for 161 yards and a touchdown. In two playoff appearances, caught five passes for 91 yards.
- Hauled in his first career touchdown, a 24-yard reception vs. Pit. (10/9/22).
- Made his NFL debut vs. Ten. (9/19/22).
- Ended his four-year career at Boise State with 208 receptions for 2,878 yards and 20 touchdowns. Also had 71 carries for 414 yards and four touchdowns. Named first team All-Mountain West in 2020 and 2021.
- Ranks fifth all-time at Boise State in receptions (208), fourth in receiving yards (2,878) and sixth in career 100-yard receiving games (10).

THE STAMPEDE

Favorite musician: Rod Wave

Favorite athlete growing up: Julio Jones

Favorite TV show: Snowfall

Unique talent: Bowling

IF YOU HAVEN'T HERD

ADAPTING TO DIFFERENT ENVIRONMENTS

When wide receiver Khalil Shakir moves around the offense, he doesn't miss a step. The Bills' fifth-round pick in 2022, he's comfortable with change.

"I think I'm just able to adapt," Shakir said. "I'm a military baby, so I moved around a lot. To be able to adapt to different environments – and different people as well – was just embedded in my blood at a young age.

"I feel like that's just carried on me my whole life. So whenever I come out onto the field, it's the same thing."

Shakir's father, Master Gunnery Sgt. Attiyyah Shakir, served 24 years in the Marines. Khalil was born in Virginia, then the family moved to Hawaii. They went from Hawaii to Japan, and Japan to California. With most of the extended family on the East Coast, plenty of other trips were sprinkled in along the way.

Even in new situations, Shakir would jump in right away.

"He's always been a leader," his dad said. "He's never been afraid to (try) much."

Shakir sees a connection now between the big moves and his comfort level when he's thrown into different situations on the football field. It crystalized at Boise State, when someone else asked about his upbringing.

"That's when I realized people always say when I'm in a different spot, I look comfortable in the environment," Shakir said. "I think that just comes without even realizing how much I did move around."

(The Buffalo News, Katherine Fitzgerald, August 24, 2022)

PERSONAL

Son of Ramona Tuamohelo-Shakir and Attiyyah Shakir. He and his wife, Sayler, have two dogs: Penny and Missy.



KHALIL SHAKIR'S NFL REGULAR SEASON RUSHING/RECEIVING STATISTICS

		RECEIVING							RUSHING				
DATE	TEAM	GP	GS	NO.	YDS.	AVG.	LG	TD	NO.	YDS.	AVG.	LG	TD
2022	Bills	14	2	10	161	16.1	31	1	0	0	0.0	0	0
2023	Bills	17	10	39	611	15.7	81†	2	1	10	10.0	10	0
2024	Bills	3	3	14	168	12.0	27†	2	1	2	2.0	2	0
TOTALS		34	15	63	940	14.9	81†	5	2	12	6.0	10	0

KHALIL SHAKIR'S NFL POSTSEASON RUSHING/RECEIVING STATISTICS

		RECEIVING							RUSHING				
DATE	TEAM	GP	GS	NO.	YDS.	AVG.	LG	TD	NO.	YDS.	AVG.	LG	TD
2022	Bills	2	0	5	91	18.2	31	0	0	0	0.0	0	0
2023	Bills	2	2	10	75	7.5	17†	2	0	0	0.0	0	0
TOTALS		4	2	15	166	11.1	31	2	0	0	0.0	0	0

KHALIL SHAKIR'S NFL REGULAR SEASON RETURN STATISTICS

		KICKOFF RETURNS					PUNT RETURNS					
DATE	TEAM	RET.	YDS.	AVG.	LG	TD	NO.	FC	YDS.	AVG.	LG	TD
2022	Bills	1	34	34.0	34	0	3	3	23	7.7	17	0
2023	Bills	5	98	19.6	27	0	5	0	37	7.4	10	0
2024	Bills	0	0	0.0	0	0	0	0	0	0.0	0	0
TOTALS		6	132	22.0	34	0	8	3	60	7.5	17	0

SINGLE-GAME HIGHS: RUSHING/RECEIVING

Rush Attempts	1 vs. New England Patriots, Dec 31, 2023	Kickoff Return Yards	43 vs. Miami Dolphins, Oct 01, 2023
Rushing Yards	10 vs. New England Patriots, Dec 31, 2023	Longest Kickoff Return	34 vs. Pittsburgh Steelers, Oct 09, 2022
Longest Runs	10 vs. New England Patriots, Dec 31, 2023	Fair Catches	1 vs. Green Bay Packers, Oct 30, 2022
Receptions	6 vs. Jacksonville Jaguars, Sep 23, 2024	Punt Return Yards	37 at Philadelphia Eagles, Nov 26, 2023
Receiving Yards	115 vs. New York Jets, Nov 19, 2023	Longest Punt Return	17 vs. Green Bay Packers, Oct 30, 2022
Receiving Average	38.3 vs. New York Jets, Nov 19, 2023	Punt Returns	5 at Philadelphia Eagles, Nov 26, 2023
Longest Receptions	81† vs. New York Jets, Nov 19, 2023	Punt Return Average	7.4 at Philadelphia Eagles, Nov 26, 2023
Receiving TDs	1 vs. Jacksonville Jaguars, Sep 23, 2024	Most TDs	1 vs. Jacksonville Jaguars, Sep 23, 2024
All-Purpose Yards	115 vs. New York Jets, Nov 19, 2023	Miscellaneous Tackles	1 at Chicago Bears, Dec 24, 2022
Kickoff Returns	2 vs. Miami Dolphins, Oct 01, 2023		



WR 10

KHALIL SHAKIR

2024 GAME-BY-GAME REGULAR-SEASON STATISTICS (BILLS)

DATE	OPPONENT	P/S	RECEIVING					RUSHING					W/L	SCORE
			NO.	YDS.	AVG.	LG	TD	NO.	YDS.	AVG.	LG	TD		
09/08	Cardinals	S	3	42	14.0	19	1	0	0	0.0	0	0	W	34-28
09/12	at Dolphins	S	5	54	10.8	21	0	1	2	2.0	2	0	W	31-10
09/23	Jaguars	S	6	72	12.0	27t	1	0	0	0.0	0	0	W	47-10
2024 TOTALS		3-3	14	168	12.0	27T	2	1	2	2.0	2	0	3-0	



DE | 94

DAWUANE SMOOT

AGE: 29 (March 2, 1995) | HT: 6-3 | WT: 275

COLLEGE: Illinois

NFL EXP: 8 Years

HOMETOWN: Groveport, OH

ACQUIRED: Free Agent (2024)

X Bigsmoot_94

IG Bigsmoot_94

FIRST-AND-10

DAWUANE SMOOT was signed a one-year contract with the Bills on May 3, 2024. Smoot originally entered the league in 2017 as a third round (68th overall) pick of the Jaguars where he spent the first seven years of his career.

SHOUTOUTS

- He has posted 133 total tackles, 64 quarterback hits, 23.5 sacks, five passes defended and five forced fumbles. His 23.5 sacks are the ninth-most sacks recorded by a Jaguar in team history.
- In 2023, Smoot played in 12 games and collected 10 total tackles, one sack, a forced fumble and four QB hits.
- During the 2022 season he saw action in 15 games and registered 21 total tackles (14 solo), six tackles for loss, 12 QB hits and five sacks to go along with two passes defended.
- In 2021, he appeared in 16 games making 10 starts. Recorded 36 total tackles (22 solo), 6.0 sacks and 16 QB hits.
- Sacked QB Ryan Tannehill vs TEN (10/10/21) for an 11-yard loss and finished the game with 1.5 sacks, marking the third multi-sack game of his career.
- Saw action in all 16 games of the 2020 season, starting seven. Notched a then career-best 25 tackles (21 solo) and led the team with 5.5 sacks. Also posted five tackles for loss and two forced fumbles.
- Started at defensive end vs BAL (12/20/20) and tallied three solo tackles, 1.0 sack and one forced fumble.
- Earned his first career start at defensive end against HOU (10/11/20) and collected two tackles, including 1.0 sack. One of his three pressures helped force CB Sidney Jones IV's second-quarter INT.
- Appeared in all 16 games, amassing 17 tackles (12 solo), 6.0 sacks and one fumble recovery in 2019. He posted three tackles (two solo) including his first two career sacks against TEN (9/19/19).

IF YOU HAVEN'T HERD

ELSIE ACADEMY

Dawuane and his wife, Aumari, have created something that will give back to the Jacksonville community for years to come with a private daycare and preschool.

"This is our little mascot, Elsie, so our logo is a little dove," Aumari said. "We have one of these in each classroom."

Elsie is a special word for the Smoot family, so much that when they opened their new school, they named it 'The Elsie Academy'.

"It's my grandmother's name," Aumari said. "When I found out she was diagnosed with breast cancer I decided to go ahead and name the school after her. Then, once I did research on the name, the name has a very strong meaning and it means 'pledge to God'. We're believers and I just felt like it was meant to be."

"As we keep growing in Jacksonville, we want to make sure that people understand and know that we are here for the community and that we want to push School Readiness and our VPK vouchers and knowing that this is not just an academy where you have to have a bunch of money," Dawuane said. "We're opening it up for under served communities, for inner city kids as well, too."

Smoot often works with area nonprofits Big Brothers Big Sisters of Northeast Florida, Better Dads Society and the Jacksonville Arts and Music School, and participates in food distributions with local food banks and the annual "Shop with a Jaguar," providing children from areas of Jacksonville with a holiday shopping spree.

(news4jax.com, [Alessandra Pontbriand](#), Feb. 14, 2024)

PERSONAL

Pronounced (DUH-waan). Dawuane "D.J." Smoot. Has a YouTube channel, 'Smoot TV', that chronicles his NFL journey on and off the field. He and his wife Aumari have two children Ahlani who was born in their living room and Ahmir who was born in their bedroom. Smoot was the Jaguars 2023 Walter Payton Man of the Year nominee.

**DE | 56**

JAVON SOLOMON

AGE: 23 (January 17, 2001) | HT: 6-1 | WT: 246

COLLEGE: Troy

NFL EXP: Rookie

HOMETOWN: Tallahassee, FL

ACQUIRED: Draft (2024, R5)

 solomon_40 41von_

FIRST-AND-10

JAVON SOLOMON was selected by the Bills in the fifth round in 2024. Solomon left Troy tied for third in school history (16) for sacks in a season and is the first player the Bills have drafted out of Troy since selecting QB Levi Brown in 2010.

SHOUTOUTS

- In his first career game he collected his first sack as well as a forced fumble in the win vs JAX (9/23/24).
- Solomon's 33 career sacks also ranks second in school history and second in Sun Belt Conference history. His 49 career tackles-for-loss ranks third in Sun Belt history.
- Collected 16 sacks which led the nation also had 56 total tackles (26 solo) in 2023. Totaled 18 TFLs, three forced fumbles and two fumble recoveries on his was to second-team All-American honors.
- Was awarded the Sun Belt Conference Defensive Player of the Week honors after tying the Troy single-game record with four sacks against ULM. His total matched Osi Umenyiora's four sacks against Florida A&M in 2002 for the most in program history.
- Named to the All-Sun Belt Third Team in 2022. Finished the season with 7.5 tackles for loss, 4.5 sacks, six quarterback hurries and 44 tackles.
- Earned All-Sun Belt First Team honors in 2021. Led the Sun Belt in tackles for loss (1.42 per game) and ranked 12th nationally.
- Became just the third FBS player since at least 2000 to record 12 tackles for loss, 7.5 sacks and one interception in the first six games of the season. Carl Nassib (Penn State, 2015), Elvis Dumervil (Louisville, 2005).
- His 11 sacks in 2021 were the most by a Trojan since Jonathan Massaquoi's 13 in 2010. Became the fifth player nationally since 2017 to record at least nine tackles, five tackles for loss and 3.5 sacks in a game; first player in Sun Belt history to do so.

IF YOU HAVEN'T HERD

WHAT I ALWAYS WANTED

"Coming from Tallahassee, Mobile is not too far away," Solomon said in an interview session with Mobile-area reporters at Senior Bowl headquarters. "So it's something that I always heard of as a kid and growing up. I know that it was probably one of the biggest opportunities that anybody can get just from a college standpoint. Playing in this game is a huge opportunity for me. I understand how much it means to me and people that even that are not here, that would love to be here. I'm grateful for the opportunity and I plan to go out there give it my best every day."

Solomon's 16 sacks in 2023 were a Division I-era record at Troy, as were his 33 career sacks. That career mark was 3.5 better than Jibunor's 29.5, and also eclipsed the previous record total of 27.5 set by future Pro Football Hall of Famer DeMarcus Ware from 2001-04.

Solomon's 16 sacks broke the previous Troy Division I record of 15 set by another future NFL standout, Osi Umenyiora, in 2002. Solomon's four sacks vs. Louisiana-Monroe on Nov. 11 also tied another school record held by Umenyiora.

Solomon said of Ware. "He's a guy that knew what it takes to be successful. You can also tell he's a great person by how he treats his family. Him and Osi Umenyiora, they were great players in the league and are great people. I try to mimic the way they go about things. So hopefully I get that status one day." ([al.com](#), [Creg Stephenson](#), Jan. 23, 2024)

PERSONAL

Full name is Javon Pyree Solomon and is the son of Maronica Flagler. Most people don't know that his middle name is supposed to be Tyree, but the hospital messed up his name. He has one brother, Rajay Solomon, and one sister, Mariah Vincent. Graduated with a degree in criminal justice and a minor in leadership. Attended Godby HS (FL) where he also lettered in wrestling.



JAVON SOLOMON'S NFL REGULAR SEASON DEFENSIVE STATISTICS

DATE	TEAM	GP	TACKLES								INTERCEPTIONS					FUMBLES					ST					MISC		
			GS	TK	S	A	TFL	YDS	SK	YDS	QBH	NO	YDS	LG	TD	PD	FF	FR	TD	YDS	TK	S	A	FF	FR	S	A	
2024	Bills	1	0	1	1	0	1	17	1.0	17.0	1	0	0	0	0	1	0	0	0	0	0	0	0	0	0	0	0	0
TOTALS		1	0	1	1	0	1	17	1.0	17.0	1	0	0	0	0	1	0	0	0	0	0	0	0	0	0	0	0	

2024 GAME-BY-GAME REGULAR-SEASON STATISTICS (BILLS)

DATE	OPP	P/S	TACKLES								INTERCEPTIONS					FUMBLES					ST					MISC			W/L	SCORE
			TK	S	A	SK	YDS	TFL	YDS	QBH	NO	YDS	LG	TD	PD	FF	FR	TD	YDS	TK	S	A	FF	FR	S	A				
09/08	Cardinals		ON INACTIVE LIST																								W	34-28		
09/12	at Dolphins		INACTIVE																								W	31-10		
09/23	Jaguars	P	1	1	0	1.0	17.0	1	17	1	0	0	0	0	1	0	0	0	0	0	0	0	0	0	0	0	0	0	W	47-10
2024 TOTALS		1-0	1	1	0	1.0	17.0	1	17	1	0	0	0	0	1	0	0	0	0	0	0	0	0	0	0	0	0	3-0		

**LB | 54**

BAYLON SPECTOR

AGE: 25 (October 20, 1998) | HT: 6-0 | WT: 233

COLLEGE: Clemson

NFL EXP: 3 Years

HOMETOWN: Calhoun, GA

ACQUIRED: Draft (2022, R7)

baylonspector

FIRST-AND-10

BAYLON SPECTOR was selected by the Bills in the 7th round (231st overall) in 2022 and has provided depth at linebacker in his first two NFL seasons. Spector had 210 tackles during his five-year collegiate career at Clemson (2017-21).

SHOUTOUTS

- Started first regular season game vs. Jax. (9/23/24) and finished with 6 tackles.
- Subbed for an injured Terrel Bernard at Mia. (9/12/24) and had a career-high 10 tackles, including 1 for a loss.
- Started first career game in the AFC Wild Card round vs. Pit. (1/15/24).
- Saw action in 9 games in 2023 with 4 tackles on defense and 2 on special teams.
- Posted 4 tackles in AFC East division clinching win at Mia. (1/7/24).
- Saw action in 6 games as a rookie with the Bills in 2022 with 4 tackles on defense and 2 more on special teams.
- Made his NFL debut on special teams at LAR (9/8/22).
- Played in 53 games during his career at Clemson from 2017-21 and finished with 210 tackles (22.0 for loss), 9 sacks, 4 forced fumbles, 4 fumble recoveries, 3 pass breakups and an interception.
- Ranked second on the team with 85 tackles in 2021, while also recording 4.5 tackles for loss, 2.5 sacks, a pass breakup, an interception, a forced fumble and a fumble recovery. Played in 11 games with 10 starts and served as a permanent team captain.
- His 19 tackles at NC State (9/25/21) were the most by a Clemson player in a single game since 2002.
- Played in 12 games in 2020 and earned second team All-ACC honors from the Associated Press with a team leading 72 tackles to go along with 10.5 tackles for loss, 4.5 sacks, two forced fumbles and a fumble recovery.

IF YOU HAVEN'T HERD

CLEMSON FAMILY SPECIAL FOR SPECTORS

In the Spector family, there is one thing that brings everyone together above everything else. That is Clemson football because it has become the family way.

Baylon's father, Robbie, was a wide receiver for the Tigers from 1986-90. His brother, Brannon, is a wide receiver at Clemson and was Baylon's teammate from 2019-21. In addition, their sister, Blair, was a cheerleader at Clemson.

"It really is special," he told Clemson Athletics website. "Just to know that my dad is out here watching both of us and we get to be out here playing is really exciting and fun. I like that we have kept the Clemson program in the family. I'm glad I get to carry on the legacy and get to watch my brother play."

THE STAMPEDE

Top item on bucket list: Play golf at Augusta National

Favorite food to eat in the car: Sour Gummy Worms

Favorite linebacker of all-time: Luke Kuechly

Least favorite class in college: Accounting II

Favorite movie: Batman: The Dark Knight

Favorite household chore: Staying organized

First job growing up: Worked at the local recreation department, weed whacking

PERSONAL

Is engaged to Ryleigh Campbell. Has a French bulldog named Stitch. Is the son of Robbie Spector and Angie Brumlow. Has a brother, Brannon, and a sister, Blair. His cousin, Kris Durham, played wide receiver for Seattle, Detroit and Tennessee. Only two other players have ever been drafted from his high school: Durham (4th round by SEA in 2011) and Riley Gunnels (10th round by PIT in 1959). Earned his degree in marketing and added a master's degree in athletic leadership. Was a two-time All-ACC Academic Team selection.



BAYLON SPECTOR'S NFL REGULAR SEASON DEFENSIVE STATISTICS																													
		TACKLES										INTERCEPTIONS						FUMBLES						ST				MISC	
DATE	TEAM	GP	GS	TK	S	A	TFL	YDS	SK	YDS	QBH	NO	YDS	LG	TD	PD	FF	FR	TD	YDS	TK	S	A	FF	FR	S	A		
2022	Bills	6	0	4	4	0	0	0	0.0	0.0	0	0	0	0	0	0	0	0	0	0	2	2	0	0	0	0	0	0	
2023	Bills	9	0	4	1	3	0	0	0.0	0.0	0	0	0	0	0	0	0	0	0	0	2	1	1	0	0	0	0	0	
2024	Bills	3	1	16	10	6	1	4	0.0	0.0	0	0	0	0	0	0	0	0	0	0	0	0	0	0	0	0	0	0	
TOTALS		18	1	24	15	9	1	4	0.0	0.0	0	0	0	0	0	0	0	0	0	0	4	3	1	0	0	0	0	0	

SINGLE-GAME HIGHS: DEFENSIVE

Total Tackles 10 at Miami Dolphins, Sep 12, 2024
Solo Tackles 7 at Miami Dolphins, Sep 12, 2024

Tackles For Loss 1 at Miami Dolphins, Sep 12, 2024

2024 GAME-BY-GAME REGULAR-SEASON STATISTICS (BILLS)

		TACKLES										INTERCEPTIONS						FUMBLES						ST				MISC		
DATE	OPP	P/S	TK	S	A	SK	YDS	TFL	YDS	QBH	NO	YDS	LG	TD	PD	FF	FR	TD	YDS	TK	S	A	FF	FR	S	A	W/L	SCORE		
09/08	Cardinals	P	0	0	0	0.0	0.0	0	0	0	0	0	0	0	0	0	0	0	0	0	0	0	0	0	0	0	0	W	34-28	
09/12	at Dolphins	P	10	7	3	0.0	0.0	1	4	0	0	0	0	0	0	0	0	0	0	0	0	0	0	0	0	0	W	31-10		
09/23	Jaguars	S	6	3	3	0.0	0.0	0	0	0	0	0	0	0	0	0	0	0	0	0	0	0	0	0	0	0	W	47-10		
2024 TOTALS		3-1	16	10	6	0.0	0.0	1	4	0	0	0	0	0	0	0	0	0	0	0	0	0	0	0	0	0	3-0			



DE | 99

CASEY TOO HILL

AGE: 28 (August 21, 1996)

HT: 6-5

WT: 250

COLLEGE: Stanford

NFL EXP: 5 Years

HOMETOWN: San Diego, CA

ACQUIRED: Free Agent (2024)

c2hill

FIRST-AND-10

CASEY TOO HILL signed a one-year contract with the Bills on March 19, 2024. A 7th round draft choice of Philadelphia in 2020, he appeared in 1 game with the Eagles as a rookie before being acquired off waivers by Washington on October 14, 2020. He went on to see action in 56 regular season games (14 starts) with Washington.

SHOUTOUTS

- Posted a sack and a fumble recovery vs. Jax. (9/23/24).
- Notched a career-high 5 sacks for the Commanders in 2023 in 16 games (8 starts) while seeing action in a career-high 45% of their defensive snaps. Also totaled 27 tackles, 6 for a loss and a fumble recovery.
- Registered a fumble recovery at NYJ (12/24/23).
- Recorded a career-high 2 sacks of Desmond Ridder in a victory at Atl. (10/15/23).
- In 2022, played in 16 games and recorded 23 tackles, a sack, 6 QB hits and 2 fumbles recovered.
- Took down Deshaun Watson for his only sack of the 2022 season vs. Cle. (1/1/23). Also had 3 tackles.
- Recovered a fumble and returned it one yard for his first NFL TD at Phi. (11/14/22).
- Started 6 games of the 16 total contests for Washington in 2021 with 22 tackles, a sack, and a pass defended.
- Registered a career-high 5 tackles vs. his former team vs. Phi. (1/2/22).
- Posted his first career sack of Patrick Mahomes vs. KC (10/17/21).
- Played in his only career playoff contest vs. TB in the NFC Wild Card game (1/9/21).
- Made NFL debut for the Eagles vs. LA Rams (9/20/20).
- During his career at Stanford (2016-19), saw action in 46 games and posted 130 tackles (70 solo), 14.5 sacks, an interception, 3 passes defended and a fumble recovery.

IF YOU HAVEN'T HERD

"FELL IN LOVE WITH THE POSITION"

"Baseball was my favorite sport growing up because that is what my brother played, and I was interested in collecting baseball cards and balls," Toohill told BVM Sports in 2021.

He eventually turned all of his attention to flag football. "My parents didn't want me to play Pop Warner until I was a little bit older, which I thought was a smart decision," Toohill said.

But when he entered the 8th grade, and his interest continued to deepen, his parents eventually allowed him to play Pop Warner. Because of his quickness and 5-foot-8 stature, his Pop Warner coaches played him as a running back. However, his position changed when Toohill began high school at Cathedral Catholic in San Diego. During his first two years, Toohill had a massive growth spurt in which he sprouted to 6-foot-1 and was eventually called up to be an outside linebacker.

"I fell in love with the position," Toohill said. (Garrett Whitton, BVM Sports, July 8, 2021)

THE STAMPEDE

Favorite TV show: Succession

Favorite movie: Everything Everywhere All At Once

Favorite food: California burrito

Favorite podcast: If Books Could Kill

Favorite athletes growing up: LaDainian Tomlinson, Adrian Peterson and Clay Matthews

Favorite vacation spot: Hawaii

Favorite musical artist: The Notorious B.I.G.

A skill you would like to learn: Speak Spanish fluently

PERSONAL

Wife's name is Dillon. Is the son of Steve and Karen Toohill. Has two siblings, Kathleen and Connor. Hobbies include surfing, reading, hiking, water sports and traveling. Earned a degree in political science from Stanford and was a three-time Pac-12 All-Academic selection as well as a team captain.



CASEY TOOHILL'S NFL REGULAR SEASON DEFENSIVE STATISTICS

DATE	TEAM	GP	TACKLES										INTERCEPTIONS					FUMBLES					ST					MISC	
			GS	TK	S	A	TFL	YDS	SK	YDS	QBH	NO	YDS	LG	TD	PD	FF	FR	TD	YDS	TK	S	A	FF	FR	S	A		
2020	Eagles	1	0	0	0	0	0	0	0.0	0.0	0	0	0	0	0	0	0	0	0	0	0	0	0	0	0	0	0	0	
2020	Commanders	8	0	2	0	2	0	0	0.0	0.0	1	0	0	0	0	0	0	0	0	0	0	0	0	0	0	0	0		
2020	TOTAL	9	0	2	0	2	0	0	0.0	0.0	1	0	0	0	0	0	0	0	0	0	0	0	0	0	0	0	0		
2021	Commanders	16	6	22	11	11	1	3	1.0	0.0	6	0	0	0	0	1	0	0	0	0	5	5	0	0	0	0	0		
2022	Commanders	16	0	23	11	12	2	3	1.0	0.0	6	0	0	0	0	0	0	2	1	1	2	2	0	0	0	0	0		
2023	Commanders	16	8	25	16	9	6	23	5.0	19.0	7	0	0	0	0	1	0	1	0	0	1	1	0	0	0	0	0		
2024	Bills	3	0	5	4	1	2	9	1.0	8.0	1	0	0	0	0	0	0	1	0	0	1	1	0	0	0	0	0		
TOTALS		60	14	77	42	35	11	38	8.0	27.0	21	0	0	0	2	0	4	1	1	9	9	0	0	0	0	0	0		

CASEY TOOHILL'S NFL POSTSEASON DEFENSIVE STATISTICS

DATE	TEAM	GP	TACKLES										INTERCEPTIONS					FUMBLES					ST					MISC	
			GS	TK	S	A	TFL	YDS	SK	YDS	QBH	NO	YDS	LG	TD	PD	FF	FR	TD	YDS	TK	S	A	FF	FR	S	A		
2021	Commanders	1	0	0	0	0	0	0	0.0	0.0	0	0	0	0	0	0	0	0	0	0	0	0	0	0	0	0	0		
TOTALS		1	0	0	0	0	0	0	0.0	0.0	0	0	0	0	0	0	0	0	0	0	0	0	0	0	0	0	0		

SINGLE-GAME HIGHS: DEFENSIVE

Total Tackles 5 at Philadelphia Eagles, Dec 21, 2021
Solo Tackles 3 at Los Angeles Rams, Dec 17, 2023
Sacks 2.0 at Atlanta Falcons, Oct 15, 2023
Passes Defensed 1 at New York Giants, Jan 09, 2022

Fumble Recoveries 1 vs. Jacksonville Jaguars, Sep 23, 2024
Tackles For Loss 2 at Houston Texans, Nov 20, 2022
Special Teams Tackles 2 at Buffalo Bills, Sep 26, 2021

2024 GAME-BY-GAME REGULAR-SEASON STATISTICS (BILLS)

DATE	OPP	P/S	TACKLES										INTERCEPTIONS					FUMBLES					ST					W/L	SCORE
			TK	S	A	SK	YDS	TFL	YDS	QBH	NO	YDS	LG	TD	PD	FF	FR	TD	YDS	TK	S	A	FF	FR	S	A			
09/08	Cardinals	P	1	1	0	0.0	0.0	0	0	0	0	0	0	0	0	0	0	0	0	1	1	0	0	0	0	0	W	34-28	
09/12	at Dolphins	P	2	2	0	0.0	0.0	1	1	0	0	0	0	0	0	0	0	0	0	0	0	0	0	0	0	W	31-10		
09/23	Jaguars	P	2	1	1	1.0	8.0	1	8	1	0	0	0	0	0	0	1	0	0	0	0	0	0	0	0	W	47-10		
2024 TOTALS			3-0	5	4	1	1.0	8.0	2	9	1	0	0	0	0	0	1	0	0	1	1	0	0	0	0	3-0			



G | 64

O'CYRUS TORRENCE

AGE: 24 (January 20, 2000) | HT: 6-5 | WT: 330

COLLEGE: Florida

NFL EXP: 2 Years

HOMETOWN: Greensburg, LA

ACQUIRED: Draft (2023, R2)

X 78 KingBo

📷 kingbo_58

FIRST-AND-10

O'CYRUS TORRENCE was selected by the Bills in the second round (59th overall) in 2023. Torrence played for Louisiana for three seasons (2018-21) before transferring to Florida (2022). Torrence marked the second consecutive year the Bills have drafted a Florida Gator, joining CB Kaiir Elam.

SHOUTOUTS

- Named to the 2023 PFWA All-Rookie Team.
- During his first year NFL season in 2023, started all 17 regular season games and both of the team's playoff games. Was an integral part of an offensive line that allowed the fewest sacks in the NFL (24).
- Began his collegiate career with Louisiana, playing for the Ragin' Cajuns from 2018-21 and then transferred to Florida for his final college season in 2022.
- Started in 11 games for the Florida Gators in 2022, becoming the first Gators offensive guard to be named a Consensus All-American.
- During his final season with the Ragin' Cajuns in 2021, started and appeared in 11 games. Earned First Team All-Sun Belt Conference honors.
- Played and started in all 11 of Louisiana's games in 2020. Named Second Team All-Sun Belt Conference for his performance.
- Started in 13 of the Ragin' Cajuns 14 games as a true freshman in 2019. Named to the 2019 Football Writers Association of America-Shaun Alexander Freshman All-America Team.

PERSONAL

The son of Demetrice Torrence and Fred Porter. Majored in business administration. Hobbies include fishing and playing with his cat. Attended St. Helena Central High School.

IF YOU HAVEN'T HERD

CYBO

It's easy now to view O'Cyprus Torrence and his 6-5, 330 pound frame as being larger than life--but perhaps by a mother's intuition, Torrence's mom Demetrice, always knew he'd be an imposing figure. According to The Advocate, for as long as can be remembered she referred to O'Cyprus as 'Cyborg.' That nickname quickly gained traction and still sticks with him today, but has been shortened to just 'Cybo'. "Cybo has been with me since I was a kid; my mom used to call me 'Cyborg' from the Teen Titans because I was a big kid," Torrence told The Buffalo News at the Senior Bowl, referring to the popular Cartoon Network series. "It kind of stuck. My brothers cut it to Cybo."

PUUUURRRRFEET FIT

Despite making it to the NFL, Torrence is not someone who is about to forget about the things that are important to him, including: his cat. Arriving in Buffalo the day after being drafted by the Bills, Torrence was sporting a custom suit with photos of his cat, Cece, sewn into the lining. Torrence explained the design choice, "With the cat on the inside, I just sent the guy who made it like three different pictures of my cat. He made it all pretty: put it on the inside of the jacket and inside of the vest. It came out really good."

THE STAMPEDE

Pregame ritual: Stops washing hands 3-4 hours before a game. "The grimmer I feel, the better I play"

Hidden talent: Is a good cook

Favorite food: Jambalaya

Favorite TV show: Dragon Ball Z

BUFFALO TRACKS

REGULAR SEASON GAMES PLAYED/STARTED

2023 (Buf, 17/17), 2024 (Buf, 2/2) ... Totals (19/19)

POST-SEASON GAMES PLAYED/STARTED

2023 (Buf 2/2) ... Totals (2/2)



QB | 11

MITCHELL TRUBISKY

AGE: 30 (August 20, 1994)

HT: 6-2

WT: 220

COLLEGE: North Carolina

NFL EXP: 8 Years

HOMETOWN: Mentor, OH

ACQUIRED: Free Agent (2024)

X Mtrubisky10

IG mtrubisky10

FIRST-AND-10

MITCHELL TRUBISKY signed a two-year deal with the Bills in 2024 after previously spending the 2021 season in Buffalo. Trubisky entered the NFL in 2017 with the Bears as the number two overall pick out of North Carolina. In addition to Buffalo (2021) and Chicago (2017-20), Trubisky has spent two years playing for Pittsburgh (2022-23).

SHOUTOUTS

- Spent two seasons in Pittsburgh (2022-23), appearing in 12 games and making seven starts. Completed 184-of-287 passes for 1,884 yards and eight touchdowns. Added 35 carries for 92 yards and four TDs.
- During his first season in Buffalo in 2021, appeared in six regular season games and one playoff game.
- With Chicago appeared in 51 career games, completing 1,010-of-1,577 pass attempts for 10,609 yards and 64 touchdowns to 37 interceptions for a 87.2 passer rating and added 190 rush attempts for 1,057 yards and eight touchdowns.
- In two career postseason starts, has completed 45-of-72 pass attempts for 502 yards, two touchdowns and a passer rating of 92.5.
- Named a 2018 Pro Bowl selection, becoming the first Bears quarterback since Jim McMahon in 1986 to be named to the Pro Bowl, after completing 289-of-434 passes for 3,223 yards and 24 touchdowns along with a 95.4 passer rating.
- Set the Bears franchise rookie records for completions (196) and passing yards (2,193) in 2017.
- Became the fastest Bears QB to eclipse 10,000 career passing yards, doing so in 49 games to surpass the previous mark of 58 games set by Jim McMahon.
- Set a single game career-high with six passing touchdowns, just one shy of the all-time NFL record (7), in 2018 vs. TB (9/30/18) after completing 19-of-26 passes for 354 yards and a 154.6 passer rating.

IF YOU HAVEN'T HERD

GIVING BACK

Crouched down near to the ground, Mitchell Trubisky held his arms out in front of him while his 1-year-old son Hudson held a football above his head at Jerome T. Osborne Stadium on June 27.

The smile on Trubisky's face nearly spanned from sideline to sideline as he played catch with his son on the field on which he starred in high school while 200 youngsters went through their workouts at a youth football camp at bears his name. Oh yes, Mitchell Trubisky is living his best life and he knows it.

"It's fun, man. I feel blessed," Trubisky said. "I have an amazing family and support system. (This is) awesome. We are in Year 6 of the Mitch Trubisky and Mentor football camp. I'm just thanking to Coach (Matt) Gray and Coach (Steve) Trivisonno when he was here to allow me to continue to be part of this. I love coming back, giving back to the community and have fun teaching the game that we love."

"There's nothing more special than being a father," Trubisky said. "Being on this sacred, holy ground to me and sharing these moments with him is truly special."

(The News-Herald, John Jampf, June 27, 2023)

THE STAMPEDE

Favorite TV show: Peaky Blinders

Favorite movie: Good Will Hunting

Favorite athlete: LeBron James

Favorite food: Steak or chicken parm

Favorite musical artists: J. Cole & Drake

Bucket list item: Travel to Europe

Another sport he'd want to play professionally: Golf

PERSONAL

The son of Dave and Jeanne Trubisky. Married to his wife Hillary Gallagher; the couple has a son named Hudson. Has two younger brothers, Manning and Mason and a sister, Mariah.



MITCHELL TRUBISKY

MITCHELL TRUBISKY'S NFL REGULAR SEASON PASSING STATISTICS

DATE	TEAM	GP	GS	ATT.	CMP.	PCT.	YDS	AVG.	TD	INT.	LG	SK	LST	RATE
2017	Bears	12	12	330	196	59.4	2,193	6.6	7	7	70	31	196	77.5
2018	Bears	14	14	434	289	66.6	3,223	7.4	24	12	70†	24	143	95.4
2019	Bears	15	15	516	326	63.2	3,138	6.1	17	10	53	38	234	83.0
2020	Bears	10	9	297	199	67.0	2,055	6.9	16	8	53	18	125	93.5
2021	Bills	6	0	8	6	75.0	43	5.4	0	1	15	0	0	47.4
2022	Steelers	7	5	180	117	65.0	1,252	7.0	4	5	45	11	68	81.1
2023	Steelers	5	2	107	67	62.6	632	5.9	4	5	26	7	42	71.9
2024	Bills	2	0	1	1	100.0	3	3.0	0	0	3	0	0	79.2
TOTALS		71	57	1,873	1,201	64.1	12,539	6.7	72	48	70†	129	808	85.5

MITCHELL TRUBISKY'S NFL REGULAR SEASON RUSHING STATISTICS

DATE	TEAM	NO.	YDS.	AVG.	LG	TD
2017	Bears	41	248	6.0	46	2
2018	Bears	68	421	6.2	39	3
2019	Bears	48	193	4.0	23†	2
2020	Bears	33	195	5.9	45	1
2021	Bills	13	24	1.8	22	1
2022	Steelers	19	38	2.0	9	2
2023	Steelers	16	54	3.4	15	2
2024	Bills	3	-3	-1.0	0	0
TOTALS		241	1,170	4.9	46	13

MITCHELL TRUBISKY'S NFL POSTSEASON PASSING/RUSHING STATISTICS

DATE	TEAM	GP	GS	PASSING											RUSHING				
				ATT.	CMP.	PCT.	YDS	AVG.	TD	INT.	LG	SK	LST	RATE	NO.	YDS.	AVG.	LG	TD
2018	Bears	1	1	43	26	60.5	303	7.0	1	0	45	2	12	89.6	3	9	3.0	6	0
2020	Bears	1	1	29	19	65.5	199	6.9	1	0	28	1	8	96.8	3	10	3.3	7	0
2021	Bills	1	0	0	0	0.0	0	0.0	0	0	0	0	0	0.0	3	-2	-0.7	0	0
2023	Steelers	0	0	0	0	0.0	0	0.0	0	0	0	0	0	0.0	0	0	0.0	0	0
TOTALS		3	2	72	45	62.5	502	7.0	2	0	45	3	20	92.5	9	17	1.9	7	0

SINGLE-GAME HIGHS: QUARTERBACK

- Pass Attempts** 54 vs. New Orleans Saints, Oct 20, 2019
- Pass Completions** 34 vs. New Orleans Saints, Oct 20, 2019
- Yards Passing** 355 vs. Detroit Lions, Nov 11, 2018
- TD Passes** 6 vs. Tampa Bay Buccaneers, Sep 30, 2018
- Long Passes** 70† vs. New York Jets, Oct 28, 2018
- Completion Percentage** 86.2 at San Francisco 49ers, Dec 23, 2018
- Passer Rating** 154.6 vs. Tampa Bay Buccaneers, Sep 30, 2018
- Rush Attempts** 10 vs. Dallas Cowboys, Dec 05, 2019
- Rushing Yards** 81 vs. New England Patriots, Oct 21, 2018
- Rushing Average** 6.3 vs. Dallas Cowboys, Dec 05, 2019
- Longest Runs** 46 at New Orleans Saints, Oct 29, 2017
- Rushing TDs** 1 at Indianapolis Colts, Dec 16, 2023



QB | 11

MITCHELL TRUBISKY

2024 GAME-BY-GAME REGULAR-SEASON STATISTICS (BILLS)

DATE	OPPONENT	P/S	PASSING											RUSHING				W/L	SCORE
			ATT	CMP	YDS	PCT	Y/A	Y/C	TD	INT	LG	SK/YD	RATE	ATT	YDS	LG	TD		
09/08	Cardinals		DID NOT PLAY (NON-INJURY)															W	34-28
09/12	at Dolphins	P	0	0	0	0.0	0.0	0.0	0	0	0	0/0	0.0	2	-2	-1	0	W	31-10
09/23	Jaguars	P	1	1	3	100.0	3.0	3.0	0	0	3	0/0	79.2	1	-1	-1	0	W	47-10
2024 TOTALS			2-0	1	1	3	100.0	3.0	3.0	0	0	3	0/0	79.2	3	-3	-1	0	3-0



LB | 48

EDEFUAN ULOFOSHIO

AGE: 24 (January 23, 2000) | HT: 6-0 | WT: 239

COLLEGE: Washington

NFL EXP: Rookie

HOMETOWN: Las Vegas, NV

ACQUIRED: Draft (2024, R5)

X Ulofoshio30

📷 edefuan.u

FIRST-AND-10

EDEFUAN ULOFOSHIO was selected by the Bills in the 5th round in 2024. Ulofoshio, a former walk-on at the University of Washington, became the first Husky to be drafted by Buffalo since 1998 (WR Fred Coleman).

SHOUTOUTS

- Compiled 251 tackles (153 solo), 15 for a loss, 7 sacks, 5 forced fumbles, 2 fumble recoveries and an interception in his 6-year tenure at Washington (2018-23).
- Earned 2nd-team All-America status from PFF and 3rd-team All-America honors from the Associated Press in 2023, while helping lead the Huskies to the CFP National Championship game. Totaled 94 tackles (62 solo), 8 for a loss, 3 sacks, a forced fumble and an interception. Also captured first-team All-Pac-12 honors.
- Notched 7 tackles, including 2 for a loss, in the CFP Semifinal win vs. Texas (1/1/24).
- Posted a season-high 12 tackles along with a forced fumble at Stanford (10/28/23).
- Returned an INT 45 yards for a TD vs. Cal (9/23/23).
- Logged a career-high 18 tackles vs. Stanford (12/5/20).
- Recorded a career high 1.5 sacks twice in 2019 season (at Oregon State and vs. Washington State).
- In his first collegiate game vs. Oregon State (11/17/18), forced two fumbles on kickoff returns.

PERSONAL

Pronounced: ED-uh-foo-on YOO-lo-FOE-shee-oh. Is the son of Steve and Joyce Ulofoshio, who immigrated to Alaska from Nigeria in 1984. Was born in Anchorage, Alaska and attended South High School before moving with his family in 2016 to Las Vegas, where he attended Bishop Gorman High School and competed in football and basketball. Hobbies include reading, meditation, history, and movies. Earned degree in public and global health.

IF YOU HAVEN'T HERD

"HE WENT TO BED WITH A FOOTBALL"

In 1984, Steve Ulofoshio immigrated from a war-torn Nigeria to Alaska to build a better life. He earned an accounting degree from the University of Alaska-Anchorage while driving a taxi to pay tuition. Eventually, he launched "Consumer Care Network" — a company that provides in-home care for the elderly and people with disabilities — while establishing a successful real estate business as well.

And, after following her husband to Alaska, Joyce Ulofoshio earned a PhD in psychology — all while raising five boys and instilling an unwavering work ethic.

"We just put one foot in front of the other," Joyce said. "Coming somewhere where you are looking for a better opportunity, it minimizes the struggles. You have to endure the hard work. You don't see that as struggles, because you know where you're coming from and appreciate the opportunity to make something better for yourself and your kids."

Speaking of, Steve and Joyce's second-oldest son had a speech impediment. And, to quote his kindergarten teacher, he was also afflicted with "ants in his pants." So, to sap his seemingly boundless energy they enrolled him in a local football league.

"I did not know what the journey would look like, but I knew he had a lot of passion. He had a lot of dreams," Joyce Ulofoshio said. "He went to bed with a football in his hand, so you could tell it was just everything to him. (Mike Vorel, Seattle Times, September 2, 2021)

THE STAMPEDE

Favorite book: The Slight Edge

Favorite Alaskan-born athlete: Mario Chalmers

Favorite food to eat in the car: McDonald's french fries

Favorite movie: The Dark Knight

Least favorite household chore: Doing the dishes

Favorite LB's of all-time: Lawrence Taylor and Ray Lewis



EDEFUAN ULFOFOSHIO

EDEFUAN ULFOFOSHIO'S NFL REGULAR SEASON DEFENSIVE STATISTICS

DATE	TEAM	GP	TACKLES								INTERCEPTIONS					FUMBLES					ST					MISC						
			GS	TK	S	A	TFL	YDS	SK	YDS	QBH	NO	YDS	LG	TD	PD	FF	FR	TD	YDS	TK	S	A	FF	FR	S	A	FR	S	A		
2024	Bills	0	0	0	0	0	0	0	0	0.0	0.0	0	0	0	0	0	0	0	0	0	0	0	0	0	0	0	0	0	0	0	0	0
TOTALS		0	0	0	0	0	0	0	0	0.0	0.0	0	0	0	0	0	0	0	0	0	0	0	0	0	0	0	0	0	0	0	0	

2024 GAME-BY-GAME REGULAR-SEASON STATISTICS (BILLS)

DATE	OPP	P/S	TACKLES								INTERCEPTIONS					FUMBLES					ST					MISC		W/L	SCORE					
			TK	S	A	SK	YDS	TFL	YDS	QBH	NO	YDS	LG	TD	PD	FF	FR	TD	YDS	TK	S	A	FF	FR	S	A	FR			S	A			
09/08	Cardinals		ON INACTIVE LIST																									W	34-28					
09/12	at Dolphins		INACTIVE																									W	31-10					
09/23	Jaguars		ON INACTIVE LIST																									W	47-10					
2024 TOTALS			0	0	0	0.0	0.0	0	0	0	0	0	0	0	0	0	0	0	0	0	0	0	0	0	0	0	0	0	0	0	0	0	3-0	



WR | 15

MARQUEZ VALDES-SCANTLING

AGE: 29 (October 10, 1994) | HT: 6-4 | WT: 206

COLLEGE: South Florida

NFL EXP: 7 Years

HOMETOWN: St. Petersburg, FL

ACQUIRED: Free Agent (2024)

X MVS_11

IG mvs_11

FIRST-AND-10

MARQUEZ VALDES-SCANTLING (pronounced mar-KWEZ) signed a one-year contract with the Bills on May 14, 2024. MVS spent the last two seasons (2022-23) with Kansas City and earned two Super Bowl championships with the Chiefs. Originally entered the NFL as the 5th round pick by Green Bay in 2018 and played his first four seasons with the Packers (2018-21).

SHOUTOUTS

- Hauled in a 16-yard TD pass from Patrick Mahomes in the Chiefs Super Bowl LVIII win vs. SF (2/11/24).
- Tallied a career-high 42 receptions (for 687 yards) in his first season in Kansas City in 2022.
- Caught 6 passes for 116 yards and a tie-breaking 19-yard TD catch from Mahomes in the AFC Championship game victory vs. Cin. (1/29/23).
- Joined WR James Lofton as the only players in Packers history to register 25-plus receptions and an average of 15-plus yards per catch in each of his first four NFL seasons (2018-21).
- Grabbed 4 passes for 115 yards and a 50-yard TD grab from Aaron Rodgers in the NFC Championship game vs. TB (1/24/21).
- Tallied a career-high 2 TD receptions at SF (11/15/20).
- Posted a career-high 149 receiving yards on just 4 catches vs. Jax. (11/15/20), including a career-long 78-yard TD catch from Rodgers.
- Led the NFL with an average of 20.9 yards per catch in 2020 (33 catches for 690 yards).
- Played in 25 games (23 starts) in two seasons at South Florida (2016-17), posting 75 receptions for 1,294 yards and 11 TDs. Started collegiate career at NC State (2013-14), where he played in 23 games and caught 44 passes for 538 yards and a TD.

IF YOU HAVEN'T HERD

PIVOTAL MOMENT

As a freshman in high school, Valdes-Scantling experienced something most NFL players do not. He was cut.

"I was devastated. I remember sitting against a wall in the hallway of my house crying. But my father and I talked it through," he recalled. "I dedicated myself to learning the art of playing wide receiver."

MVS contacted his coach, Rod Williams, to do just that and it blossomed from there. Williams is now the coach at Clearwater (FL) Central Catholic and MVS is the first one always ready to help him or his student athletes over the years. "You have to believe in yourself first" is a message he has delivered countless times.

THE STAMPEDE

- Favorite wide receiver of all-time:** Larry Fitzgerald
- Favorite food to eat in the car:** Gummy bears
- Favorite team growing up:** Tampa Bay Buccaneers
- Least favorite household chore:** Folding clothes
- Favorite vacation spot:** My house
- Favorite movie:** Bad Boys II
- Least favorite class in college:** Geology

PERSONAL

Pronounced: mar-KWEZ. Has a Pomsky named Ace and a Siberian Husky named Spade, who have an Instagram handle ([aceandspade__11](#)). Is the son of Marcellus and Tahisia Scantling. Competed in football and track at Lakewood High School in St. Petersburg, FL. Has distributed duffel bags filled with blankets, clothing, toiletry items and other supplies to homeless people in Tampa and St. Petersburg each Christmas since 2017. Owns and operates a street-wear apparel company named Sik Selection ([sikselection.com](#)), a screen press company named Craft-Tee ([craft-tee.com](#)), and FocusFuel ([thefocusfuel.com](#)), a natural caffeine gummy. Also does work in real estate. Earned a degree in communication.



MARQUEZ VALDES-SCANTLING

MARQUEZ VALDES-SCANTLING'S NFL REGULAR SEASON RUSHING/RECEIVING STATISTICS

DATE	TEAM	GP	GS	RECEIVING					RUSHING				
				NO.	YDS.	AVG.	LG	TD	NO.	YDS.	AVG.	LG	TD
2018	Packers	16	10	38	581	15.3	60	2	2	29	14.5	21	0
2019	Packers	16	10	26	452	17.4	74t	2	2	9	4.5	9	0
2020	Packers	16	12	33	690	20.9	78t	6	4	13	3.3	9	0
2021	Packers	11	7	26	430	16.5	75t	3	0	0	0.0	0	0
2022	Chiefs	17	11	42	687	16.4	57	2	1	-3	-3.0	-3	0
2023	Chiefs	16	10	21	315	15.0	46t	1	0	0	0.0	0	0
2024	Bills	3	0	2	26	13.0	19	0	0	0	0.0	0	0
TOTALS		95	60	188	3,181	16.9	78T	16	9	48	5.3	21	0

MARQUEZ VALDES-SCANTLING'S NFL POSTSEASON RUSHING/RECEIVING STATISTICS

DATE	TEAM	GP	GS	RECEIVING					RUSHING				
				NO.	YDS.	AVG.	LG	TD	NO.	YDS.	AVG.	LG	TD
2019	Packers	2	0	1	8	8.0	8	0	0	0	0.0	0	0
2020	Packers	2	2	8	148	18.5	50t	1	0	0	0.0	0	0
2021	Packers	0	0	0	0	0.0	0	0	0	0	0.0	0	0
2022	Chiefs	3	2	7	122	17.4	29	2	0	0	0.0	0	0
2023	Chiefs	4	3	8	128	16.0	32	1	0	0	0.0	0	0
TOTALS		11	7	24	406	16.9	50T	4	0	0	0.0	0	0

SINGLE-GAME HIGHS: RUSHING/RECEIVING

Rush Attempts 2 vs. Arizona Cardinals, Dec 02, 2018
Rushing Yards 29 vs. Arizona Cardinals, Dec 02, 2018
Longest Runs 21 vs. Arizona Cardinals, Dec 02, 2018
Receptions 7 at Detroit Lions, Oct 07, 2018
Receiving Yards 149 vs. Jacksonville Jaguars, Nov 15, 2020
Receiving Average 37.3 vs. Jacksonville Jaguars, Nov 15, 2020
Longest Receptions 78t vs. Jacksonville Jaguars, Nov 15, 2020
Receiving TDs 2 at San Francisco 49ers, Nov 05, 2020

All-Purpose Yards 149 vs. Jacksonville Jaguars, Nov 15, 2020
Kickoff Returns 1 vs. Chicago Bears, Sep 09, 2018
Kickoff Return Yards 21 vs. Chicago Bears, Sep 09, 2018
Longest Kickoff Return 21 vs. Chicago Bears, Sep 09, 2018
Special Teams Tackles 2 at Washington Redskins, Sep 23, 2018
Most TDs 2 at San Francisco 49ers, Nov 05, 2020
Miscellaneous Tackles 1 vs. Jacksonville Jaguars, Nov 13, 2022
Scrimmage Yards 149 vs. Jacksonville Jaguars, Nov 15, 2020

2024 GAME-BY-GAME REGULAR-SEASON STATISTICS (BILLS)

DATE	OPPONENT	P/S	RECEIVING						RUSHING					W/L	SCORE
			NO.	YDS.	AVG.	LG	TD	NO.	YDS.	AVG.	LG	TD			
09/08	Cardinals	P	1	19	19.0	19	0	0	0	0.0	0	0	0	W	34-28
09/12	at Dolphins	P	0	0	0.0	0	0	0	0	0.0	0	0	0	W	31-10
09/23	Jaguars	P	1	7	7.0	7	0	0	0	0.0	0	0	0	W	47-10
2024 TOTALS		3-0	2	26	13.0	19	0	0	0	0.0	0	0	0	3-0	



T | 74

RYAN VAN DEMARK

AGE: 26 (March 22, 1998) | HT: 6-7 | WT: 307

COLLEGE: Connecticut

NFL EXP: 2 Years

HOMETOWN: Princeton, NJ

ACQUIRED: FA (2022)

ryan_vandemark

FIRST-AND-10

RYAN VAN DEMARK saw action in 12 games during his 2nd season in Buffalo after signing to the Bills practice squad in 2022. Van Demark, a four-year starter at UConn, was signed by Indianapolis as an undrafted free agent following the 2022 draft.

SHOUTOUTS

- Played in his first NFL game vs. LV (9/17/23).
- Spent the majority of his rookie season on the Bills practice squad in 2022. Signed by the Bills on September 1, 2022 after being released by the Colts.
- Started 10 games at left tackle during his final collegiate season in 2021.
- Did not play in 2020 as UConn canceled all of their games due to the pandemic.
- In 2019, started all 12 games at LT and helped UConn tally 344.7 yards/game, including 128.7 on the ground.
- Started all 12 games at left tackle for the Huskies in 2018 and helped UConn produce a pair of 1,000-yard rushers in QB David Pindell and RB Kevin Mensah.
- Saw action in all 12 games in 2017 with 9 starts at right tackle. Aided UConn offense in recording eight games of 400+ total yards.
- Was a teammate of Broncos T Matt Peart at UConn.

PERSONAL

Is the son of Jeff and Marianne Van Demark. His father played basketball at Lehigh, once tried out for the NBA's Washington Bullets and played professionally in Europe. Has an older brother, Jeffrey. Competed in football for one season as a post-graduate student at The Hun School of Princeton in 2016. Graduated from Wayne Valley HS, where he competed in football, golf and volleyball. Helped his volleyball team capture the state championship in 2016. Hobbies include surfing, golf and fishing. Earned a degree in communications.

IF YOU HAVEN'T HERD

"POWERHOUSE" IN VOLLEYBALL

Van Demark was a big part of the 2016 Wayne Valley State Championship volleyball team. Volleyball coach Jason Carcich called him "a dominant force" and a "powerhouse" on the court, saying he could jump and had "a huge reach." But in his sophomore year, when he first started playing volleyball, he was again described as a project. With the right effort and the right attitude, the kid could become a special athlete. "I'm not even a little surprise that he's having the success he's having right now," said Carcich. "He had a desire to get better, and he put in the time and effort to get better, even back then." (Jon Meredith, TAPintoWayne.net, May 8, 2022)

UNIQUE FIRST JOB

When Van Demark is asked what his first job was growing up, he has no recollection of it. In fact, it is because he worked as a baby model for Ralph Lauren, Polo, Toys"R"Us, among other brands. "My mom hired an agent for me and she said all the money went into a college fund."



THE STAMPEDE

Post-career plans: Aspiring waterman (someone whose life revolves around the water, spearfishing, surfing, etc.)

Dream vacation: Lake Geneva in Switzerland, where my father proposed to my mother

Favorite movie: Caddyshack. I can quote the whole movie

Least favorite class in college: Intro to Microeconomic Theory. I dropped it in two weeks

Dream foursome in golf: Me, Eddie Vedder, Kelly Slater, and New Jersey legend Bruce Springsteen

BUFFALO TRACKS

REGULAR SEASON GAMES PLAYED/STARTED

2023 (Buf, 12/0) ... Totals (12/0)



C/G | 62

SEDRICK VAN PRAN-GRANGER

AGE: 22 (October 23, 2001) | HT: 6-4 | WT: 315

COLLEGE: Georgia

NFL EXP: Rookie

HOMETOWN: New Orleans, LA

ACQUIRED: Draft (2024, R5)

X SedrickVanPran

IG sedrickvanpran

FIRST-AND-10

SEDRICK VAN PRAN-GRANGER was selected by the Bills in the fifth round in 2024. Van Pran-Granger joins James Cook (2022) as draft picks out of Georgia on the Bills roster.

SHOUTOUTS

- Made his NFL debut at Mia. (9/12/24).
- During his tenure at Georgia (2020-23), started his final 44 games at center for the Bulldogs and helped UGA go 42-2 in those games.
- In 2023, started at center in all 14 games for the Bulldogs.
- 2023 honors for the season included: First Team All-American by ESPN and Sports Illustrated, Second Team All-American by AFCA, AP, CBS, Fox Sports, FWAA, The Sporting News, The Athletic and Walter Camp, recipient of SEC Jacobs Blocking Trophy, AP and Coaches All-SEC First Team selection, earning unanimous selection to AP roster, and was a finalist for Rimington Trophy.
- Named to the preseason watch list for the Rimington Trophy, given annually to the nation's top collegiate center in both 2022 and 2023.
- Started at center in all 15 of Georgia's games in 2022 and was named Coaches' and AP All-SEC Second Team.
- Started at center in all 15 of Georgia's games in 2021.

THE STAMPEDE

First car: A 2001 Acura TL with 175,000 miles on it

Favorite Movie: Paid In Full

Bucket list item: Fly in a helicopter

Favorite food: Fried shrimp

Favorite gas station snack: Honey bun donut sticks

Favorite musical artist: NBA YoungBoy

Dream vacation spot: Bahamas

Fun fact: Auditioned to be a child Disney actor

Favorite video game: NBA 2K16

IF YOU HAVEN'T HERD

HONORING THOSE NO LONGER HERE

Early morning of Jan. 15, Bulldog offensive lineman Devin Willock and recruiting staffer Chandler LeCroy were killed in a high-speed crash...Willock remains with Van Pran-Granger still today in different ways. He wore his No. 77 jersey for the Florida and Ball State games, a tribute that Georgia offensive linemen are doing to honor Willock's memory for each game this season.

Van Pran-Granger also has worn a necklace with Willock's initials against an outline of the state of New Jersey. He said he bought it from the jeweler Jacob Mark in his hometown of New Orleans.

Van Pran-Granger was one of two Georgia players who spoke at a celebration of life for Willock in Engelwood, N.J. on Jan. 27. "I think it's something I still live with knowing that Devin isn't here," Van Pran Granger said. "It's tough. It's honestly tough. That was a guy, we used to go and get food together and do different things like that. That was a guy that I came in with."

(Athens Banner-Herald, Marc Weiszer, November 8, 2023)

QUITE THE ARTIST

When Van Pran was in kindergarten or first grade, he said he picked up a pair of playing cards with a picture of a clown on it. He decided to sketch what he saw. He said his father, Sedrick Granger, called for his mother, Keon Van Pran-Wiltz, to come and watch. "He's showing her the card saying, 'This is amazing,'" Van Pran-Granger said. He said his parents had him tested for "talented art," in about the third grade and he began taking visual art classes.

(Athens Banner-Herald, Marc Weiszer, November 8, 2023)

PERSONAL

Attended Warren Easton (LA) High School. Majored in interdisciplinary art. The son of Sedrick Granger and Keon Van Pran-Wiltz. Hobbies include art and video games.



LB | 42

DORIAN WILLIAMS

AGE: 23 (June 28, 2001) | HT: 6-1 | WT: 228

COLLEGE: Tulane

NFL EXP: 2 Years

HOMETOWN: Indian Land, SC

ACQUIRED: Draft (2023, R3)

X [dorianw24](#)

IG [dorian.w2](#)

FIRST-AND-10

DORIAN WILLIAMS was selected by the Bills in the third round (91st overall) in 2023. Williams is the first player the Bills have drafted out of Tulane since selecting QB J.P. Losman in 2004. In 48 games Williams had 316 total tackles and 27 TFLs.

SHOUTOUTS

- Collected a game-high 10 total tackles vs JAX (9/23/24).
- Tied for a team-high 10 total tackles in the Thursday night win at MIA (9/12/24).
- Logged eight total tackles and a fumble recovery in the 2024 season opener vs ARI (9/8/24).
- In his first career start, he collected 10 tackles (career-high) and one QB hit vs NYG (10/15/23).
- Recorded the first tackles of his NFL career vs LV (9/24/23)
- Made his NFL debut on special teams at NYJ (9/11/23).
- Collected Most Outstanding Defensive Player honors for his effort in the Cotton Bowl Classic against the Univ. of Southern California.
- In 2022 as a senior Williams played in all 14 games and logged a total of 131 tackles including 8.5 TFLs and two forced fumbles for the Green Wave. While in coverage Williams made eight pass breakups and two interceptions. As a pass rusher, he tallied 22 total pressures, which included nine QB hurries, four QB hits, and five sacks on the season.
- Williams made an impact in all 12 games in 2021. He was second on the team in total tackles with 73. And was named Phil Steele All-American Athletic Conference Third Team. He also collected two TFLs, three pass breakups, and a fumble recovery.

IF YOU HAVEN'T HERD

FOR THE LOVE OF THE GAME

While some play for the things that football brings Dorian is quite the opposite he plays simply because he loves the game and is living out his childhood dream.

“Dorian has never not had a smile on his face. He always makes me smile because he’s having a good time out there. You love to coach guys that love to play the game because they are playing for the right reason and not anything external.” -- Tulane Linebackers Coach Michael Mutz told si.com.

There are zero questions in regards to effort. Williams hustles on every and is typically one of the first players to the football.

Which showed as Dorian had a productive senior season with the Green Wave, totaling 131 tackles, 8.5 TFLs, two interceptions and two forced fumbles. Williams also blitzed well tallying 22 pressures and five sacks. In all he finished with 316 tackles, 27 for a loss, 9.5 sacks, and 14 passes defended.

Dorian said this is his childhood dream and he is happy to reach it but now the real work starts.

PERSONAL

Majored in Homeland Security Studies. Dorian has one older brother and two older sisters. Enjoys fishing. Helped guide Indian Land High School to the South Carolina AAA State Playoffs.

THE STAMPEDE

Nickname: Tarzan

Hobbies: Fishing

First job: Red Rocket, a fireworks stand

Favorite musical artist: Luke Combs

Skill he wants to learn: To get better at golf

Favorite ice cream: Christmas Cookie

Favorite TV show: Southpark

Best wings in Buffalo: Wing Nutz





DORIAN WILLIAMS

BILLS MAFIA

Dorian had his first run in with Bills Mafia when he was a junior in 2021. Before the Bills played the New Orleans Saints, Dorian was out with his family when some fans were talking to him and recognized he was a linebacker at Tulane and they told him in a couple years he was going to get drafted and then later payed for his meal.

“You always hear about Bills Mafia and see all the stuff on social media but for it happen like that, these guys are for real. For me to get drafted here is a full circle moment, and I am just excited to be apart of the organization with the best fan base.”



DORIAN WILLIAMS' NFL REGULAR SEASON DEFENSIVE STATISTICS

DATE	TEAM	GP	TACKLES											INTERCEPTIONS					FUMBLES			ST				MISC	
			GS	TK	S	A	TFL	YDS	SK	YDS	QBH	NO	YDS	LG	TD	PD	FF	FR	TD	YDS	TK	S	A	FF	FR	S	A
2023	Bills	17	2	35	22	13	0	0	0.0	0.0	2	0	0	0	0	1	0	0	0	0	5	3	2	0	0	0	0
2024	Bills	3	3	28	17	11	1	1	0.0	0.0	0	0	0	0	0	0	0	0	0	1	1	0	0	0	0	0	
TOTALS		20	5	63	39	24	1	1	0.0	0.0	2	0	0	0	0	1	0	1	0	0	6	4	2	0	0	0	

DORIAN WILLIAMS' NFL POSTSEASON DEFENSIVE STATISTICS

DATE	TEAM	GP	TACKLES											INTERCEPTIONS					FUMBLES			ST				MISC	
			GS	TK	S	A	TFL	YDS	SK	YDS	QBH	NO	YDS	LG	TD	PD	FF	FR	TD	YDS	TK	S	A	FF	FR	S	A
2023	Bills	2	0	9	5	4	1	1	0.0	0.0	0	0	0	0	0	0	0	0	0	0	1	1	0	0	0	0	0
TOTALS		2	0	9	5	4	1	1	0.0	0.0	0	0	0	0	0	0	0	0	0	1	1	0	0	0	0	0	

SINGLE-GAME HIGHS: DEFENSIVE

Total Tackles 10 vs. Jacksonville Jaguars, Sep 23, 2024
Solo Tackles 7 vs. Jacksonville Jaguars, Sep 23, 2024
Passes Defensed 1 vs. Jacksonville Jaguars, Oct 08, 2023

Fumble Recoveries 1 vs. Arizona Cardinals, Sep 08, 2024
Tackles For Loss 1 at Miami Dolphins, Sep 12, 2024
Special Teams Tackles 1 at Los Angeles Chargers, Dec 23, 2023

2024 GAME-BY-GAME REGULAR-SEASON STATISTICS (BILLS)

DATE	OPP	P/S	TACKLES											INTERCEPTIONS					FUMBLES			ST				W/L	SCORE	
			TK	S	A	SK	YDS	TFL	YDS	QBH	NO	YDS	LG	TD	PD	FF	FR	TD	YDS	TK	S	A	FF	FR	S			A
09/08	Cardinals	S	8	5	3	0.0	0.0	0	0	0	0	0	0	0	0	0	0	0	0	0	0	0	0	0	0	0	W	34-28
09/12	at Dolphins	S	10	5	5	0.0	0.0	1	1	0	0	0	0	0	0	0	0	0	0	0	0	0	0	0	0	W	31-10	
09/23	Jaguars	S	10	7	3	0.0	0.0	0	0	0	0	0	0	0	0	0	0	0	0	1	1	0	0	0	0	W	47-10	
2024 TOTALS		3-3	28	17	11	0.0	0.0	1	1	0	0	0	0	0	0	0	0	0	0	1	1	0	0	0	0	3-0		



BUFFALO BILLS

STATS



2024 STATISTICS

RUSHING	NO.	YDS	AVG	LG	TD
James Cook	41	188	4.6	49f	3
Josh Allen	17	85	5.0	13	2
Ray Davis	19	64	3.4	13	1
Ty Johnson	6	24	4.0	18	0
Khalil Shakir	1	2	2.0	2	0
Curtis Samuel	1	0	0.0	0	0
Mitch Trubisky	3	-3	-1.0	-1	0
BILLS	88	360	4.1	49f	6
OPPONENTS	76	355	4.7	29	1

RECEIVING	NO.	YDS	AVG	LG	TD
Khalil Shakir	14	168	12.0	27f	2
James Cook	8	97	12.1	25	1
Dalton Kincaid	8	85	10.6	28	1
Curtis Samuel	6	40	6.7	10	0
Keon Coleman	5	75	15.0	28	1
Ty Johnson	4	61	15.3	33	1
Mack Hollins	3	41	13.7	16	1
Ray Davis	3	14	4.7	14	0
Dawson Knox	2	30	15.0	23	0
Marquez Valdes-Scantling	2	26	13.0	19	0
BILLS	55	637	11.6	33	7
OPPONENTS	72	587	8.2	24	3

SCORING	Q1	Q2	Q3	Q4	OT	PTS
BILLS	20	48	24	20	0	112
OPPONENTS	14	16	7	11	0	48

PASSING	ATT	CMP	YDS	CMP%	YDS/AT	TD	TD%	INT	INT%	LG	SACK	LOST	RAT
Josh Allen	72	54	634	75.0%	8.8	7	9.7%	0	0.0%	33	2/	10	133.7
Mitch Trubisky	1	1	3	100.0%	3.0	0	0.0%	0	0.0%	3	0/	0	79.2
BILLS	73	55	637	75.3%	8.7	7	9.6%	0	0.0%	33	2/	10	133.2
OPPONENTS	116	72	587	62.1%	5.1	3	2.6%	4	3.4%	24	11/	82	69.1

TEAM STATS	BILLS	OPP
Total First Downs	61	57
Rushing	24	22
Passing	31	32
Penalty	6	3
3rd Down: Made/Att	12/29	16/41
3rd Down Pct.	41.4%	39.0%
4th Down: Made/Att	5/5	5/14
4th Down Pct.	100.0%	35.7%
Possession Avg.	28:37	31:23
Total Net Yards	987	860
Avg. Per Game	329.0	286.7
Total Plays	163	203
Avg. Per Play	6.1	4.2
Net Yards Rushing	360	355
Avg. Per Game	120.0	118.3
Total Rushes	88	76
Net Yards Passing	627	505
Avg. Per Game	209.0	168.3
Sacked/Yards Lost	2/10	11/82
Gross Yards	637	587
Attempts/Completions	73/55	116/72
Completion Pct.	75.3%	62.1%
Had Intercepted	0	4
Punts/Average	6/47.2	5/47.0
Net Punting Avg.	42.8	37.4
Penalties/Yards	16/117	19/126
Fumbles/Ball Lost	2/1	2/2
Touchdowns	14	5
Rushing	6	1
Passing	7	3
Returns	1	1



2024 DEFENSIVE STATS

PLAYER	Solo	Ast	Total	Sack	Yds	TFL	QH	INT	PD	FF	FR
Dorian Williams	18	11	29	-	-	1	-	-	-	-	1
Cameron Lewis	15	6	21	-	-	-	-	-	1	-	-
Damar Hamlin	13	6	19	-	-	1	-	1	2	-	-
Baylon Spector	10	6	16	-	-	1	-	-	-	-	-
Christian Benford	12	2	14	-	-	-	-	1	2	-	-
Terrel Bernard	12	1	13	-	-	-	-	-	-	-	-
Gregory Rousseau	9	2	11	3	11	4	3	-	-	1	-
Rasul Douglas	7	4	11	-	-	1	-	-	1	-	-
Taylor Rapp	6	5	11	-	-	1	-	-	1	-	-
Ed Oliver	5	1	6	1	6	2	2	-	-	-	-
A.J. Epenesa	4	2	6	1	10	1	4	-	-	-	-
Von Miller	5	0	5	3	22	3	4	-	-	-	-
Casey Toohill	4	1	5	1	8	2	1	-	-	-	1
Austin Johnson	4	0	4	-	-	-	1	-	-	-	-
Ja'Marcus Ingram	3	1	4	1	8	1	1	2	4	-	-
Kaiir Elam	2	1	3	-	-	1	-	-	1	-	-
DaQuan Jones	0	3	3	-	-	-	1	-	1	-	-
Brandon Codrington	2	0	2	-	-	-	-	-	1	-	-
Cole Bishop	1	1	2	-	-	-	-	-	1	-	-
Joe Andreessen	1	1	2	-	-	-	-	-	-	-	-
Javon Solomon	1	0	1	1	17	1	1	-	-	1	-
Taron Johnson	0	1	1	-	-	-	-	-	-	-	-
BILLS	134	55	189	11	82	20	19	4	15	2	2
OPPONENTS	101	76	177	2	10	13	4	-	8	1	1

SACKS	
Gregory Rousseau	3
Von Miller	3
Ed Oliver	1
A.J. Epenesa	1
Casey Toohill	1
Ja'Marcus Ingram	1
Javon Solomon	1
BILLS	11.0
OPPONENTS	2.0

INTERCEPTIONS	No	Yds	Avg	LG	TD
Ja'Marcus Ingram	2	56	28.0	31†	1
Damar Hamlin	1	19	19.0	19	0
Christian Benford	1	6	6.0	6	0
BILLS	4	81	20.3	31†	1
OPPONENTS	-	-	-	-	-



2024 SPECIAL TEAMS STATS

SPECIAL TEAMS SNAP COUNTS

Reggie Gilliam	65
Quintin Morris	65
Nicholas Morrow	49
Ja'Marcus Ingram	46
Tyler Bass	42
Mack Hollins	32
Alec Anderson	32
Baylon Spector	32
Cole Bishop	28
Sam Martin	28
Reid Ferguson	26
Cam Lewis	26
Casey Toohill	24
Dorian Williams	23
David Edwards	20
Spencer Brown	20
O'Cyrus Torrence	20
Dion Dawkins	20
Tylan Grable	19
Kameron Cline	17
Brandon Codrington	17
Ty Johnson	16
Joe Andreessen	15
Javon Solomon	14
Kingsley Jonathan	13
Kaiir Elam	13
Mike Edwards	13
Christian Benford	9
Ray Davis	8
Greg Rousseau	8
A.J. Epenesa	8
Austin Johnson	8
DeWayne Carter	8
Damar Hamlin	8
Taylor Rapp	8
Terrel Bernard	4
Sedrick Van Pran-Granger	1

KICK RETURNS	No.	Yds	Avg	Long	TD
B. Codrington	1	53	53.0	53	0
T. Johnson	1	32	32.0	32	0
R. Davis	1	25	25.0	25	0
BILLS	3	110	36.7	53	0

PUNT RETURNS	No.	FC	Yds	Avg	LG	TD
B. Codrington	3	1	48	16.0	22	0
BILLS	3	1	48	16.0	22	0

PUNTING	No.	Yds	Avg	Net	TB	IN	LG	BK
S. Martin	6	283	47.2	42.8	1	4	65	0
BILLS	6	283	47.2	42.8	1	4	65	0

SCORING	PAT	FG	2P	PTS
T. Bass	13/14	5/6	0	28
BILLS	13/14	5/6	0	28

FIELD GOALS	1-19	20-29	30-39	40-49	50+
T. Bass	0/0	1/1	2/2	2/3	0/0
BILLS	0/0	1/1	2/2	2/3	0/0

GAME-BY-GAME FIELD GOAL ATTEMPTS

Bass: {37G,39G}{43G,45WL}{27G,43G}

SPECIAL TEAMS TACKLES

Player	SpTot
Mack Hollins	1
Ty Johnson	1
Cam Lewis	1
Casey Toohill	1
Dorian Williams	1



2024 GAME-BY-GAME STATISTICS

BILLS		FIRST DOWNS					OFFENSE					NET PASSING					NET RUSHING					PEN.			FUMBLES							
DATE	OPP	T	R	P	PN	PLAYS	YDS	AVG	ATT	COMP	IN	YDS	TD	SK	YDS	ATT	YDS	AVG	TD	NO	YDS	NO	LOST	TOP	NO	YDS	NO	LOST	TOP			
9/8	ARZ	23	8	11	4	58	352	6.10	23	18	0	222	2	2	10	33	130	3.90	2	9	65	1	1	30:30								
9/12	at MIA	13	7	5	1	45	247	5.50	19	13	0	139	1	0	0	26	108	4.20	2	1	5	1	0	23:41								
9/23	JAX	25	9	15	1	60	388	6.50	31	24	0	266	4	0	0	29	122	4.20	2	6	47	0	0	31:40								
9/29	at BAL																															
10/6	at HOU																															
10/14	at NYJ																															
10/20	TEN																															
10/27	at SEA																															
11/3	MIA																															
11/10	at IND																															
11/17	KC																															
12/1	SF																															
12/8	at LAR																															
12/15	at DET																															
12/22	NE																															
12/29	NYJ																															
TBD	at NE																															
Totals:		61	24	31	6	163	987	6.06	73	55	0	627	7	2	10	88	360	3.67	6	16	117	2	1	--								

OPPONENTS		FIRST DOWNS					OFFENSE					NET PASSING					NET RUSHING					PEN.			FUMBLES							
DATE	OPP	T	R	P	PN	PLAYS	YDS	AVG	ATT	COMP	IN	YDS	TD	SK	YDS	ATT	YDS	AVG	TD	NO	YDS	NO	LOST	TOP	NO	YDS	NO	LOST	TOP			
9/8	ARZ	18	7	10	1	60	270	4.50	31	21	0	146	1	4	16	25	124	5.00	1	5	31	1	1	29:30								
9/12	at MIA	20	8	12	0	75	351	4.70	39	25	3	212	1	2	13	34	139	4.10	0	7	50	0	0	36:19								
9/23	JAX	19	7	10	2	68	239	3.50	46	26	1	147	1	5	53	17	92	5.40	0	7	45	1	1	28:20								
9/29	at BAL																															
10/6	at HOU																															
10/14	at NYJ																															
10/20	TEN																															
10/27	at SEA																															
11/3	MIA																															
11/10	at IND																															
11/17	KC																															
12/1	SF																															
12/8	at LAR																															
12/15	at DET																															
12/22	NE																															
12/29	NYJ																															
TBD	at NE																															
Totals:		57	22	32	3	203	860	4.24	116	72	4	505	3	11	82	76	355	4.67	1	19	126	2	2									



2024 DRIVE CHART

GAME 1

BILLS				CARDINALS			
RECEIVED	START	DRIVE	RESULT	RECEIVED	START	DRIVE	RESULT
1st - 7:47 (KO)	ARI 45	4-16, 2:23	FUMBLE	1st - 15:00 (KO)	ARI 30	13-60, 7:13	TD
2nd - 14:57 (KO)	BUF 30	9-60, 5:10	FG	1st - 5:24 (FUMBLE)	ARI 29	10-60, 5:27	FG
2nd - 2:40 (KO)	BUF 30	7-65, 2:21	TD	2nd - 9:47 (KO)	ARI 29	13-71, 7:07	TD
3rd - 15:00 (KO)	BUF 40	10-70, 5:09	TD	2nd - 0:19 (KO)	ARI 4	1-(-1), 0:19	HALF
3rd - 7:53 (PUNT)	BUF 31	3-3, 1:37	PUNT	3rd - 9:51 (KO)	ARI 30	3-(-4), 1:58	PUNT
3rd - 5:25 (FUMBLE)	ARI 21	5-21, 2:48	TD	3rd - 6:16 (PUNT)	ARI 21	2-0, 0:51	FUMBLE
4th - 13:23 (KO)	BUF 30	10-75, 4:48	TD	3rd - 2:37 (KO)	ARI 30	8-58, 4:05	FG
4th - 8:31 (KO)	BUF 30	6-27, 3:14	PUNT	4th - 8:44 (KO)		0-0, 0:13	TD
4th - 4:30 (PUNT)	ARI 42	5-16, 2:34	FG	4th - 5:17 (PUNT)	ARI 19	3-(-5), 0:47	PUNT
4th - 0:26 (DOWNS)	BUF 29	1-(-1), 0:26	GAME	4th - 1:56 (KO)	ARI 40	9-31, 1:30	DOWNS

GAME 2

BILLS				DOLPHINS			
RECEIVED	START	DRIVE	RESULT	RECEIVED	START	DRIVE	RESULT
1st - 12:16 (INT)	MIA 37	6-37, 2:27	TD	1st - 15:00 (KO)	MIA 30	6-9, 2:44	INT
1st - 3:21 (KO)	BUF 30	3-9, 1:21	PUNT	1st - 9:49 (KO)	MIA 30	10-80, 6:28	TD
1st - 0:41 (INT)	MIA 44	7-19, 3:00	FG	1st - 2:00 (PUNT)	MIA 16	3-13, 1:19	INT
2nd - 10:54 (PUNT)	BUF 15	8-75, 4:29	TD	2nd - 12:41 (KO)	MIA 30	3-17, 1:47	PUNT
2nd - 3:45 (Downs)	MIA 49	1-49, 0:09	TD	2nd - 6:25 (KO)	MIA 30	5-19, 2:40	DOWNS
2nd - 0:04 (KO)	BUF 30	1-(-1), 0:04	HALF	2nd - 3:36 (KO)	MIA 30	13-54, 3:32	FG
3rd - 15:00 (KO)	BUF 33	5-17, 2:50	PUNT	3rd - 12:10 (PUNT)	MIA 11	5-19, 2:43	PUNT
3rd - 2:40 (Downs)	BUF 15	5-20, 3:26	PUNT	3rd - 9:27 (KO)	MIA 30	14-55, 6:47	DOWNS
4th - 11:47 (Downs)	MIA 41	7-14, 3:53	MISS FG	4th - 14:14 (PUNT)	MIA 20	6-26, 2:27	DOWNS
4th - 2:02 (Downs)	BUF 12	4-8, 2:02	GAME	4th - 7:54 (MISS FG)	MIA 35	11-59, 5:52	DOWNS

GAME 3

BILLS				JAGUARS			
RECEIVED	START	DRIVE	RESULT	RECEIVED	START	DRIVE	RESULT
1st - 15:00 (KO)	BUF 30	10-75, 5:26	TD	1st - 9:34 (KO)	JAX 27	3-1, 0:57	PUNT
1st - 8:37 (PUNT)	BUF 35	11-65, 5:12	TD	1st - 3:25 (KO)	JAX 30	14-47, 7:46	FG
2nd - 10:39 (KO)	BUF 32	8-68, 4:20	TD	2nd - 6:19 (KO)	JAX 30	5-11, 2:06	INT
2nd - 4:13 (INT)	JAX 41	5-41, 2:09	TD	2nd - 2:04 (KO)	JAX 30	5-3, 0:52	PUNT
2nd - 1:12 (PUNT)	BUF 36	5-39, 0:53	TD	2nd - 0:19 (KO)	JAX 30	4-8, 0:19	DOWNS
3rd - 11:15 (KO)	BUF 30	11-61, 6:12	FG	3rd - 15:00 (KO)	JAX 30	8-63, 3:45	TD
4th - 14:09 (downs)	BUF 27	3-7, 2:14	PUNT	3rd - 5:03 (KO)	JAX 30	13-53, 5:54	DOWNS
4th - 9:58 (DOWNS)	JAX 32	4-12, 2:13	FG	4th - 11:55 (PUNT)	JAX 32	4-0, 1:57	DOWNS
4th - 6:58 (FUMBLE)	JAX 21	4-21, 2:17	TD	4th - 7:45 (KO)	JAX 30	3-(-2), 1:24	FUMBLE
4th - 0:44 (DOWNS)	BUF 10	1-(-1), 0:44	GAME	4th - 4:04 (KO)	JAX 30	10-55, 3:20	DOWNS



2024 MISCELLANEOUS STATS

BILLS WEEKLY NFL RANKINGS

WEEK	OFFENSE			DEFENSE		
	Rush	Pass	Total	Rush	Pass	Total
Week 1 vs. ARI	14	9	12	17	11	12t
Week 2 at MIA	18	23	21	18	12	16
Week 3 vs. JAX	14	14	13	16	8t	8t
Week 4 at BAL						
Week 5 at HOU						
Week 6 at NYJ						
Week 7 vs. TEN						
Week 8 at SEA						
Week 9 vs. MIA						
Week 10 at IND						
Week 11 vs. KC						
Week 12 (BYE)						
Week 13 vs. SF						
Week 14 at LAR						
Week 15 at DET						
Week 16 vs. NE						
Week 17 vs. NYJ						
Week 18 at NE						

PENALTY BREAKDOWN

UNIT	BILLS	OPPONENT
Total Penalties	16	19
Offensive	10	9
Defensive	4	8
Special Teams	2	2

REPLAY CHALLENGES

	Challenges	Overtured
BILLS	0	0
OPPONENTS	0	0

FUMBLES/LOST

J. Allen 2/1

LONGEST DRIVES

	BILLS	OPPONENTS
MOST PLAYS	11 9/23 vs. JAX Touchdown	14 9/23 vs. JAX Field Goal
MOST YARDS	85 9/12 at MIA Touchdown	71 9/8 vs. ARI Touchdown
MOST TIME	6:12 9/23 vs. JAX Field Goal	7:46 9/23 vs. JAX Field Goal

LONGEST TOUCHDOWN DRIVES

	BILLS	OPPONENTS
MOST PLAYS	11 9/23 vs. JAX Touchdown	13 9/8 vs. ARI Touchdown
MOST YARDS	85 9/12 at MIA Touchdown	71 9/8 vs. ARI Touchdown
MOST TIME	5:26 9/23 vs. JAX Touchdown	7:13 9/8 vs. ARI Touchdown

FIRST DOWNS GAINED

Player	Rush	Rec.	Total
James Cook	10	5	15
Khalil Shakir	0	10	10
Ray Davis	4	1	5
Ty Johnson	1	3	4
Keon Coleman	0	3	3
Mack Hollins	0	3	3
Dalton Kincaid	0	3	3
Dawson Knox	0	1	1
Curtis Samuel	0	1	1
Marquez Valdes-Scantling	0	1	1



2024 BIG PLAYS

25+ YARDS PASSING, 10+ YARDS RUSHING

BILLS					OPPONENT				
DATE	OPP.	PLAY	RUN	PASS	DATE	OPP.	PLAY	RUN	PASS
Sep. 8	ARI	James Cook run	15		Sep. 8	ARI	Kyler Murray run	11	
		Josh Allen to James Cook		25			Kyler Murray run	12	
		Ray Davis run	13				Kyler Murray run	29	
		Josh Allen to Keon Coleman		28			James Conner run	20	
Sep. 17	at MIA	Ray Davis run	10		Sep. 12	at MIA	Devon Achane run	14	
		Josh Allen to Ty Johnson		33			Tyreek Hill run	12	
		James Cook run	49				Devon Achane run	17	
Sep. 23	JAX	Josh Allen to Dalton Kincaid		28			Devon Achane run	13	
		Josh Allen run	11				Tua Tagovailoa run	11	
		Josh Allen to Khalil Shakir		27			Devon Achane run	16	
		Josh Allen run	13		Sep. 23	JAX	Travis Etienne Jr. run	14	
		James Cook run	13				Travis Etienne Jr. run	22	
		Ray Davis run	10				D'Ernest Johnson run	11	
		Ty Johnson	18						



2024 THIRD DOWN & RED ZONE

BILLS THIRD-AND...						
Date	Opp.	1-3	4-6	7-9	10+	TOTAL
9/8	ARZ	0-2	1-2	0-1	2-4	3-9
9/12	at MIA	0-3	1-1	1-3	1-2	3-9
9/23	JAX	2-3	2-4	1-3	1-1	6-11
9/29	at BAL					
10/6	at HOU					
10/14	at NYJ					
10/20	TEN					
10/27	at SEA					
11/3	MIA					
11/10	at IND					
11/17	KC					
12/1	SF					
12/8	at LAR					
12/15	at DET					
12/22	NE					
12/29	NYJ					
TBD	at NE					
	TOTALS	2-8	4-7	2-7	4-6	12-29
	PCT.	25%	57%	28.6%	66.7%	41.4%

OPPONENTS THIRD-AND...						
Date	Opp.	1-3	4-6	7-9	10+	TOTAL
9/8	ARZ	0-0	6-9	1-1	0-3	7-13
9/12	at MIA	3-7	2-4	0-1	2-3	7-15
9/23	JAX	2-5	0-1	0-3	0-4	2-13
9/29	at BAL					
10/6	at HOU					
10/14	at NYJ					
10/20	TEN					
10/27	at SEA					
11/3	MIA					
11/10	at IND					
11/17	KC					
12/1	SF					
12/8	at LAR					
12/15	at DET					
12/22	NE					
12/29	NYJ					
TBD	at NE					
	TOTALS	5-12	8-14	1-5	2-9	16-41
	PCT.	41.7%	57.1%	20%	22.2%	39%

BILLS RED ZONE						
Date	Opp.	ATT	TD	FG	PTS	TD%
9/8	ARZ	6	4	1	31	66.7%
9/12	at MIA	2	2	0	14	100%
9/23	JAX	5	4	1	30	80%
9/29	at BAL					
10/6	at HOU					
10/14	at NYJ					
10/20	TEN					
10/27	at SEA					
11/3	MIA					
11/10	at IND					
11/17	KC					
12/1	SF					
12/8	at LAR					
12/15	at DET					
12/22	NE					
12/29	NYJ					
TBD	at NE					
	TOTALS	13	10	2	75	75%

OPPONENTS RED ZONE						
Date	Opp.	ATT	TD	FG	PTS	TD%
9/8	ARZ	4	2	0	20	50%
9/12	at MIA	4	1	1	10	25%
9/23	JAX	4	1	1	10	25%
9/29	at BAL					
10/6	at HOU					
10/14	at NYJ					
10/20	TEN					
10/27	at SEA					
11/3	MIA					
11/10	at IND					
11/17	KC					
12/1	SF					
12/8	at LAR					
12/15	at DET					
12/22	NE					
12/29	NYJ					
TBD	at NE					
	TOTALS	12	4	2	40	33.3%



2024 TURNOVER BREAKDOWN

BILLS TAKEAWAYS

DATE	OPP.	TURNOVER	YARD LINE	QTR	RESULT
Sep. 8	ARI	Dorian Williams fumble recovery (Kyler Murray)	ARI 21	3rd	TD
Sep. 12	at MIA	Ja'Marcus Ingram INT (Tua Tagovailoa)	BUF 39	1st	TD
		Christian Benford INT (Tua Tagovailoa)	50	1st	FG
		Ja'Marcus Ingram INT (Tua Tagovailoa)	MIA 31	3rd	TD
Sep. 23	JAX	Damar Hamlin INT (Trevor Lawrence)	BUF 40	2nd	TD
		Casey Toohill fumble recovery (Mac Jones)	JAX 36	4th	TD
TOTALS: 6 takeaways for 38 points					

BILLS GIVEAWAYS

DATE	OPP.	TURNOVER	YARD LINE	QTR	RESULT
Sep. 8	ARI	Josh Allen fumble	ARI 29	1st	FG
TOTALS: 1 giveaway for 3 points					



THE LAST TIME....

BY BILLS	GMS SINCE	DATE/OPPONENT
Last Safety:	25	11/24/2022 at DET (Jared Goff sacked by Ed Oliver)
Last Own FG Blocked:	8	11/26/2023 at PHI (Tyler Bass; 34 yds)
Last Missed PAT:	0	09/23/2024 vs. JAX (5 PATs since)
Last Own PAT Blocked:	0	09/23/2024 vs. JAX (5 PATs since)
Last 2-pt Conversion:	10	11/13/2023 vs. DEN
Last Opening-Drive TD:	0	09/23/2024 vs. JAX
Last Turnover on Red-Zone Drive:	2	09/08/2024 vs. Ari (FUMBLE; 7 RZ drives since)
Last Shutout of Opp:	49	10/3/2021 vs. HOU (W, 40-0)
Last Shutout of Opp in 1st Half:	17	09/24/2023 at WAS (W, 37-3)
Last 40+ Point Game:	0	09/23/2024 vs. JAX (W, 47-10)
Last 50+ Point Game:	53	01/2/2021 vs. MIA (W, 56-26)
Last 300+ Yd Passer:	3	01/07/2024 at MIA (Josh Allen; 359)
Last 100+ Yd Rusher:	6	12/17/2023 vs. DAL (James Cook; 179)
Last 100+ Yd Receiver:	3	01/07/2024 at MIA (Khalil Shakir; 105)
Last Rush of 50+ Yds:	55	12/19/2020 at DEN (Devin Singletary; 51 TD)
Last Completion of 50+ yds:	4	12/31/2023 vs. NE (Josh Allen to Dalton Kincaid; 51 yds)
Last TD Pass of 40+ yds:	5	12/23/2023 at LAC (Josh Allen to Gabe Davis; 57)
Last TD Rush of 20+ yds:	1	09/12/2024 at MIA (James Cook; 49)
Last Fumble Return for TD:	55	12/19/2020 at DEN (Jerry Hughes; 21 FR)
Last Blocked FG Return TD:	545	09/30/1990 vs. DEN (Cornelius Bennett; 80 yds)
Last Blocked Punt Return TD:	154	11/24/2014 vs. NYJ (Manny Lawson; 0 yds)
Last Interception Return TD:	1	09/12/2024 at MIA (Ja'Marcus Ingram; 31 yds)
Last Kickoff Return TD:	20	01/08/2022 vs. NE (Nyheim Hines; 96 yds & 101 yds)
Last Punt Return TD:	3	01/07/2024 at MIA (Deonte Harty; 96 yds)
Last Successful Onside Kick:	109	11/02/2017 at NYJ (11 attempts since)



THE LAST TIME....

BY OPPONENT	GMS SINCE	DATE/OPPONENT
Last Safety:	23	12/11/2022 vs. NYJ (Blocked punt)
Last Own FG Blocked:	12	10/26/2023 vs. TB (Chase McLaughlin; 50 yards)
Last Missed PAT:	10	11/13/2023 vs. DEN (Will Lutz)
Last Own PAT Blocked:	183	12/16/2012 vs. SEA
Last 2-pt Conversion:	2	09/08/2024 vs. Ari (RUSH); 0 att since
Last Opening-Drive TD:	2	09/08/2024 vs. Ari
Last Turnover on Red-Zone Drive:	15	10/08/2023 vs. JAX (T. Lawrence fumble)
Last Shutout of Opp:	97	09/30/2018 at GB (0-22)
Last Shutout of Opp in 1st Half:	14	10/15/2023 vs. NYG (6-0)
Last 40+ Point Game:	43	11/21/2021 vs. IND (L, 15-41)
Last 50+ Point Game:	107	11/19/2017 at LAC (L, 24-54)
Last 300+ Yd Passer:	11	11/05/2023 at CIN (Joe Burrow; 348)
Last 100+ Yd Rusher:	15	10/08/2023 vs. JAX (Travis Etienne; 136)
Last 100+ Yd Receiver:	8	11/26/2023 at PHI (DeVonta Smith; 106)
Last Rush of 50+ Yds:	16	10/01/2023 vs. MIA (De'Von Achane; 55)
Last Completion of 50+ yds:	22	12/17/2022 vs. MIA (Tagovailoa to Waddle; 67 TD)
Last TD Pass of 40+ yds:	22	12/17/2022 vs. MIA (Tagovailoa to Waddle; 67 TD)
Last TD Rush of 20+ yds:	3	01/07/2024 at MIA (De'Von Achane; 25 yds)
Last Fumble Return for TD:	27	11/13/2022 vs. MIN (Eric Kendricks; 0 yds)
Last Blocked FG Return TD:	837	11/08/1970 vs. CIN (Lemar Parrish; 83 yds)
Last Blocked Punt Return TD:	52	09/12/2021 vs. PIT (U. Gilbert; 9 yds)
Last Interception Return TD:	84	09/08/2019 at NYJ (C.J. Mosley; 17 yds)
Last Kickoff Return TD:	2	09/08/2024 vs. Ari (DeeJay Dallas; 96 yds)
Last Punt Return TD:	19	09/11/2023 at NYJ (Xavier Gipson; 65 yds)
Last Successful Onside Kick:	75	11/17/2019 at MIA (13 att. since)



BILLS 34, CARDINALS 28

SUNDAY, SEPTEMBER 8, 2024 - HIGHMARK STADIUM



Greg Rousseau

TEAM STATISTICS

	BUF	ARZ
Total Net Yards	352	270
Turnovers (points after)	1 (3)	1 (7)
First Down Efficiency (yds/play)	28/138 (4.9)	25/97 (3.9)
3rd Down Efficiency	3/9 (33%)	7/13 (54%)
Red Zone Efficiency	4/6 (67%)	2/4 (50%)
Avg. Drive Start	41.2	25.8
Penalties/Yards	9/65	5/31
Rushing	33/130	25/124
Passing	23/18/222	31/21/146
Time of Possession	30:30	29:30

CARDINALS STATISTICS

RUSHING

K.Murray 5-57, J.Conner 16-50-1TD, T.Benson 3-13, G.Dortch 1-4

RECEIVING

G.Dortch 6-47, T.McBride 5-30, J.Conner 3-33, E.Demercado 2-26, E.Higgins 2-12, M.Wilson 1-5-1TD, T.Benson 1-5, M.Harrison 1-4

PASSING

K.Murray 21-31, 162 yards, 1 TD, 0 INT, 91.1 QBR

DEFENSE

Sacks: R.Lopez 1, K.Clark 1
Interceptions: none

FIELD GOALS

M.Prater (29) (31)

SCORING RECAP

	1st	2nd	3rd	4th	Pts
Buffalo	0	10	14	10	34
Arizona	7	10	0	11	28

- ARZ - Mi.Wilson 5 yd. pass from K.Murray (M.Prater kick) (13-70, 7:13)
- ARZ - M.Prater 29 yd. Field Goal (10-60, 5:27)
- BUF - T.Bass 37 yd. Field Goal (9-51, 5:10)
- ARZ - J.Conner 3 yd. run (M.Prater kick) (13-71, 7:07)
- BUF - J.Allen 7 yd. run (T.Bass kick) (7-70, 2:21)
- BUF - M.Hollins 11 yd. pass from J.Allen (T.Bass kick) (10-60, 5:09)
- BUF - K.Shakir 11 yd. pass from J.Allen (T.Bass kick) (5-21, 2:48)
- ARZ - M.Prater 31 yd. Field Goal (8-58, 4:05)
- BUF - J.Allen 6 yd. run (T.Bass kick) (10-70, 4:48)
- ARZ - D.Dallas 96 yd. kickoff return (J.Conner run) (0-0, 0:13)
- BUF - T.Bass 39 yd. Field Goal (5-21, 2:34)

NOTES

- Josh Allen tallied his 4th career game with 2+ passing TD and 2+ rushing TDs, tying Steve Young for the most all-time in NFL history.
- With 3 sacks, Greg Rousseau tied Ben Williams (1983) for the most sacks by a Bill in a season opener. Rousseau earned AFC defensive player of the week honors.
- Bills coach Sean McDermott defeated Arizona and now has wins vs. 30 of the 31 other NFL teams (Philadelphia).

BILLS STATISTICS

RUSHING

J.Cook 19-71, J.Allen 9-39-2TD, R.Davis 3-13, Ty Johnson 2-7

RECEIVING

K.Coleman 4-51, K.Shakir 3-42-1TD, J.Cook 3-32, M.Hollins 2-25-1TD, C.Samuel 2-15, D.Knox 1-23, M.Valdes-Scantling 1-19, R.Davis 1-14, D.Kincaid 1-11

PASSING

J.Allen 18-23, 232 yards, 2 TD, 0 INT, 137.7 QBR

DEFENSE

Sacks: G.Rousseau 3, V.Miller 1
Interceptions: none

FIELD GOALS

T.Bass (37) (39)

Referee: Tra Blake

Weather: 61 degrees, cloudy, winds W 20 mph

CBS: Tom McCarthy, Ross Tucker, Jay Feely, Tiffany Blackmon

Kickoff: 1:03 pm Length of game: 2:59



BILLS 31, DOLPHINS 10

THURSDAY, SEPTEMBER 12, 2024 - HARD ROCK STADIUM



James Cook

TEAM STATISTICS

	BUF	MIA
Total Net Yards	247	351
Turnovers (points after)	0 (0)	3 (17)
First Down Efficiency (yds/play)	19/106 (5.6)	29/105 (3.6)
3rd Down Efficiency	3/9 (33%)	7/15 (47%)
Red Zone Efficiency	2/2 (100%)	1/4 (25%)
Avg. Drive Start	36.4	26.2
Penalties/Yards	1/5	7/50
Rushing	26/108	34/139
Passing	19/13/139	39/25/212
Time of Possession	23:41	36:19

DOLPHINS STATISTICS

RUSHING

D.Achane 22-96, T.Tagovailoa 2-17, T.Hill 1-12, J.Wright 5-4, J.Waddle 1-4, S.Thompson 1-4, A.Ingold 2-2

RECEIVING

D.Achane 7-69-1TD, J.Smith 6-53, J.Waddle 4-41, T.Hill 3-24, J.Wilson 2-12, G.DuBose 1-13, D.Smythe 1-8, R.Chosen 1-5

PASSING

T.Tagovailoa 17-25, 145 yards, 1 TD, 3 INT, 56.7 QBR
S.Thompson 8-14, 80 yards, 0 TD, 0 INT, 73.5 QBR

DEFENSE

Sacks: none
Interceptions: none

FIELD GOALS

J.Sanders (3/4)

SCORING RECAP

	1st	2nd	3rd	4th	Pts
Buffalo	7	17	7	0	31
Miami	7	3	0	0	10

- BUF - J.Cook 17 yd. pass from J.Allen (T.Bass kick) (6-37, 2:27)
- MIA - D.Achane 5 yd. pass from T.Tagovailoa (J.Sanders kick) (10-70, 6:28)
- BUF - T.Bass 43 yd. Field Goal (7-19, 3:00)
- BUF - J.Cook 1 yd. run (T.Bass kick) (8-85, 4:29)
- BUF - J.Cook 49 yd. run (T.Bass kick) (1-49, 0:09)
- MIA - J.Sanders 34 yd. Field Goal (13-54, 3:32)
- BUF - J.Ingram 31 yd. interception return (T.Bass kick)

NOTES

- Bills CB Ja'Marcus Ingram became the first University at Buffalo product to post 2 INTs in one NFL game, including one returned 31 yards for his first NFL touchdown. It was his first touchdown since he was a senior wide receiver at South Oak Cliff High School in Dallas, TX.
- Bills RB James Cook set a career high with 3 touchdowns scored, including a career-long 49 yard TD run. He tied a team-record for most TDs in the first half (accomplished 6 other times). He earned AFC offensive player of the week honors.
- Von Miller's sack of Skylar Thompson tied him with Hall of Famer Dwight Freeney (125.5) for 18th on the NFL's all-time list.

BILLS STATISTICS

RUSHING

J.Cook 11-78-2TD, R.Davis 9-29, J.Allen 2-2, K.Shakir 1-2, T.Johnson 1-(-1), M.Trubisky 2-(-2)

RECEIVING

K.Shakir 5-54, D.Kincaid 4-33, T.Johnson 1-33, J.Cook 1-17-1TD, C.Samuel 1-3, R.Davis 1-(-1)

PASSING

J.Allen 13-19, 139 yards, 1 TD, 0 INT, 107.1 QBR

DEFENSE

Sacks: E.Oliver 1, V.Miller 1
Interceptions: J.Ingram 2, C.Benford 1

FIELD GOALS

T.Bass (4/3) 45WL



BILLS 47, JAGUARS 10

MONDAY, SEPTEMBER 23, 2024 - HIGHMARK STADIUM



Josh Allen

TEAM STATISTICS

	BUF	JAX
Total Net Yards	388	239
Turnovers (points after)	0 (0)	2 (14)
First Down Efficiency (yds/play)	28/149 (5.3)	27/123 (4.6)
3rd Down Efficiency	6/11 (55%)	2/13 (15%)
Red Zone Efficiency	4/5 (80%)	1/4 (25%)
Avg. Drive Start	40.6	29.9
Penalties/Yards	6/47	7/45
Rushing	29/122	17/92
Passing	31/24/266	46/26/147
Time of Possession	31:40	28:20

JAGUARS STATISTICS

RUSHING

T.Etienne 11-68, D.Johnson 2-12, T.Bigsby 2-9, T.Lawrence 2-3

RECEIVING

C.Kirk 8-79, B.Thomas 5-48, T.Etienne 4-17, G.Davis 2-18, P.Washington 2-18, B.Strange 2-12-1TD, J.Deguara 1-8, L.Farrell 1-1, D.Duvernay 1-(-1)

PASSING

T.Lawrence 21-38, 178 yards, 1 TD, 1 INT, 65.5 QBR
M.Jones 5-8, 22 yards, 0 TD, 0 INT, 66.7 QBR

DEFENSE

Sacks: none
Interceptions: none

FIELD GOALS

C.Little (41)

SCORING RECAP

	1st	2nd	3rd	4th	Pts
Buffalo	13	21	3	10	47
Jacksonville	0	3	7	0	10

- BUF - J.Cook 6 yd. run (kick blocked) (10-70, 5:26)
- BUF - D.Kincaid 6 yd. pass from J.Allen (T.Bass kick) (11-65, 5:12)
- JAX - C.Little 41 yd. Field Goal (14-47, 7:46)
- BUF - K.Coleman 24 yd. pass from J.Allen (T.Bass kick) (8-68, 4:20)
- BUF - K.Shakir 27 yd. pass from J.Allen (5-41, 2:09)
- BUF - Ty.Johnson 16 yd. pass from J.Allen (T.Bass kick) (5-64, 0:53)
- JAX - B.Strange 6 yd. pass from T.Lawrence (C.Little kick) (8-70, 3:45)
- BUF - T.Bass 27 yd. Field Goal (11-61, 6:12)
- BUF - T.Bass 43 yd. Field Goal (4-7, 2:13)
- BUF - R.Davis 3 yd. run (T.Bass kick) (4-21, 2:17)

NOTES

- Josh Allen became the first QB in NFL history to complete 75% of his passes, throw for 4+ TDs, have no turnovers, take no sacks and lead his team in rushing yards.
- Damar Hamlin's interception was the first of his NFL career.
- Von Miller's sack of Trevor Lawrence tied him with Derrick Thomas (126.5) for 17th on the NFL's all-time list.
- The margin of victory tied for 4th largest in team history.

BILLS STATISTICS

RUSHING

J.Allen 6-44, J.Cook 11-39-1TD, R.Davis 7-22-1TD, T.Johnson 3-18, C.Samuel 1-0, M.Trubisky 1-(-1)

RECEIVING

K.Shakir 6-72-1TD, J.Cook 4-48, D.Kincaid 3-41-1TD, T.Johnson 3-28-1TD, C.Samuel 3-22, K.Coleman 1-24-1TD, M.Hollins 1-16, M.Valdes-Scantling 1-7, D.Knox 1-7, R.Davis 1-1

PASSING

J.Allen 23-30, 263 yards, 4 TD, 0 INT, 142.1 QBR
M.Trubisky 1-1, 3 yards, 0 TD, 0 INT, 79.2 QBR

DEFENSE

Sacks: A.Epenesa 1, J.Ingram 1, C.Toohill 1, V.Miller 1, J.Solomon 1
Interceptions: D.Hamlin 1

FIELD GOALS

T.Bass (27) (43)



HISTORY



ALL-TIME REGULAR SEASON SERVICE

MOST SEASONS PLAYED

Rank	No.	Name
1.	15	WR Andre Reed (1985-99) DE Bruce Smith (1985-99)
2.	14	G Jim Ritcher (1980-93)
4.	13	OL Joe Devlin (1976-82, 1984-89) P Brian Moorman (2001-13) DT Kyle Williams (2006-2018)

MOST REGULAR SEASON GAMES

Rank	Games	Name
1.	221	WR Andre Reed (1985-99)
2.	217	DE Bruce Smith (1985-99)
3.	203	G Jim Ritcher (1980-93)
4.	191	OL Joe Devlin (1976-82, 1984-89)
5.	190	P Brian Moorman (2001-13)
6.	188	LB Darryl Talley (1983-1994)
7.	183	DT Kyle Williams (2006-2018)
8.	178	S Steve Freeman (1975-1986)
9.	173	LB Mike Pike (1987-1998)
	173	RB Thurman Thomas (1988-1999)

MOST GAMES PLAYED BY POSITION

QUARTERBACKS

Rank	Games	Name
1.	164	QB Joe Ferguson (1973-84)
2.	160	QB Jim Kelly (1986-1996)
3.	97	QB Josh Allen (2018-24)

OFFENSIVE LINEMAN

Rank	Games	Name
1.	203	G Jim Ritcher (1980-93)
2.	191	OL Joe Devlin (1976-82, 1984-89)
3.	170	C Kent Hull (1986-1996)

WIDE RECEIVERS/TIGHT ENDS

Rank	Games	Name
1.	221	WR Andre Reed (1985-99)
2.	160	WR Steve Tasker (1986-97)
3.	156	TE Pete Metzelaars (1985-1994)

RUNNING BACKS

Rank	Games	Name
1.	173	RB Thurman Thomas (1988-99)
2.	112	RB O.J. Simpson (1969-77)
3.	106	RB Fred Jackson (2007-14)

DEFENSIVE LINEMAN

Rank	Games	Name
1.	217	DE Bruce Smith (1985-99)
2.	183	DT Kyle Williams (2006-2018)
3.	162	NT Fred Smerlas (1979-89)

LINEBACKERS

Rank	Games	Name
1.	188	LB Darryl Talley (1983-1994)
2.	173	LB Mark Pike (1987-1998)
3.	142	LB Mike Stratton (1962-1972)

SECONDARY

Rank	Games	Name
1.	178	DB Steve Freeman (1975-86)
2.	151	DB Charles Romes (1977-86)
3.	144	DB Henry Jones (1991-00)

SPECIALISTS

Rank	Games	Name
1.	190	P Brian Moorman (2001-13)
2.	159	P Chris Mohr (1991-2000)
3.	152	K Rian Lindell (2003-12)



ALL-TIME REGULAR SEASON SCORING

ALL-TIME LEADING SCORERS

Rank	Points	Player
1.	1,011	K Steve Christie (1992-2000)
2.	980	K Rian Lindell (2003-12)
3.	670	K Scott Norwood (1985-91)
4.	554	K Tyler Bass (2020-24)
5t.	522	RB Thurman Thomas (1988-99) WR Andre Reed (1985-99)

MOST TOUCHDOWNS, CAREER

Rank	TDs	Player
1.	87	RB Thurman Thomas (1988-99) WR Andre Reed (1985-99)
3.	70	RB O.J. Simpson (1969-77)
4.	56	QB Josh Allen (2018-24)
5.	49	WR Eric Moulds (1996-2005)

MOST FIELD GOALS MADE, CAREER

Rank	FGs	Player
1.	234	K Steve Christie (1992-2000)
2.	225	K Rian Lindell (2003-12)
3.	133	K Scott Norwood (1985-91)
4.	112	K Tyler Bass (2020-24)
5.	109	K Dan Carpenter (2013-16)

MOST POINTS, SEASON

Rank	Points	Player/Season
1.	141	K Tyler Bass (2020)
2.	140	K Steve Christie (1998)
3.	138	RB O.J. Simpson (1975)
4.	135	K Tyler Bass (2021)
5.	133	K Dan Carpenter (2014)

MOST TOUCHDOWNS, SEASON

Rank	TDs	Player/Season
1.	16	RB O.J. Simpson (1975)
2.	15	QB Josh Allen (2023)
2.	13	RB Cookie Gilchrist (1962) RB Travis Henry (2002) RB Willis McGahee (2004) RB LeSean McCoy (2016)

MOST FIELD GOALS MADE, SEASON

Rank	FGs	Player/Season
1.	34	Dan Carpenter (2014)
2.	33	Steve Christie (1998) Dan Carpenter (2013)
4.	32	Scott Norwood (1988)
5.	31	Steve Christie (1995)

ALL-TIME SCORING

Overall TDs	2,342
TDs by rushing	862
TDs by reception	1,256
TDs by INT return	96
TDs by kickoff return	28
TDs by punt return	25
TDs by fumble return	56
TDs by blocked punt/FG	13
FGs made	1,293



ALL-TIME REGULAR SEASON SCORING

MOST POINTS, GAME

Rank	Points	Player/Game
1.	30	Cookie Gilchrist, vs. N.Y. Jets 12/8/63 (5 tdr)
2.	24	O.J. Simpson, vs. New England 11/23/75 (2 tdr, 2 tdp) Roland Hooks, vs. Cincinnati 9/9/79 (4 tdr) Jerry Butler, vs. N.Y. Jets 9/23/79 (4 tdp) Don Beebe, vs. Pittsburgh 9/8/91 (4 tdp) Thurman Thomas, vs. L.A. Rams 9/6/92 (3 tdr, 1 tdp) Willis McGahee, at Seattle 11/28/04 (4 tdr)

MOST TOUCHDOWNS, GAME

Rank	Points	Player/Game
1.	5	Cookie Gilchrist, vs. N.Y. Jets 12/8/63 (5 rush)
2.	4	O.J. Simpson, vs. New England 11/23/75 (2 rush, 2 rec.) Roland Hooks, vs. Cincinnati 9/9/79 (4 rush) Jerry Butler, vs. N.Y. Jets 9/23/79 (4 rec.) Don Beebe, vs. Pittsburgh 9/8/91 (4 rec.) Thurman Thomas, vs. L.A. Rams 9/6/92 (3 rush, 1 rec.) Willis McGahee, at Seattle 11/28/04 (4 rush)

MOST FIELD GOALS MADE, GAME

Rank	FGs	Player/Game
1.	6	Tyler Bass, vs. Cleveland (Detroit) 11/20/22 Tyler Bass, at N.Y. Jets 10/25/20 Steve Christie, at N.Y. Jets 10/20/96
2.	5	Pete Gogolak, at Houston 12/5/65 Scott Norwood, vs. Pittsburgh 9/25/88 Steve Christie, at Houston 9/18/94 Steve Christie, vs. N.Y. Jets 10/8/95 Rian Lindell, vs. Houston 9/11/05 Rian Lindell, vs. Tennessee 12/24/06 Rian Lindell, at Washington 12/2/07

LONGEST FIELD GOAL

Rank	LG	Player/Game
1.	59	Steve Christie, 9/26/93 vs. Miami
2.	58	Tyler Bass, 11/15/20 at Arizona Dan Carpenter, 10/5/15 at Detroit
4.	57	Tyler Bass, 10/31/21 vs. Miami

MOST CONSECUTIVE GAMES WITH A TD

Rank	Games	Player/Season
1.	14	O.J. Simpson (1975)
2.	7	Cookie Gilchrist (1962)
3.	6	Cookie Gilchrist (1963) Robb Riddick (1988) Thurman Thomas (1989) Thurman Thomas (1990) C.J. Spiller (2011-12) Karlos Williams (2015)



ALL-TIME REGULAR SEASON PASSING

ALL-TIME LEADING PASSERS

Player	Seasons	G	Att	Cmp	Pct	Yds	TD	Lg	Rate
1. Jim Kelly	1986-1996(11)	160	4779	2874	60.1	35467	237	84t	84.4
2. Joe Ferguson	1973-1984(12)	164	4166	2188	52.5	27590	181	92t	68.9
3. Josh Allen	2018-2024(7)	97	3217	2043	63.5	23337	174	98t	93.2
4. Jack Kemp	1962-1969(7)	88	2240	1039	46.4	15134	77	94	55.8
5. Ryan Fitzpatrick	2009-2012(4)	55	1742	1041	59.8	11654	80	98t	79.8
6. Drew Bledsoe	2002-2004(3)	48	1531	905	59.1	10151	55	73t	79.2
7. Tyrod Taylor	2015-2017(3)	44	1236	774	62.6	8857	51	84t	92.5
8. Doug Flutie	1998-2000(3)	39	1063	598	56.3	7582	47	84t	81.7
9. Dennis Shaw	1970-1973(4)	45	916	485	52.9	6286	35	75t	57.1
10. J.P. Losman	2004-2008(5)	42	941	558	59.3	6211	33	87t	75.6
11. Trent Edwards	2007-2010(4)	34	878	535	60.9	5739	25	70t	76.8
12. Rob Johnson	1998-2001(4)	30	663	401	60.5	4798	27	74t	85.5
13. EJ Manuel	2013-2016(4)	28	547	319	58.3	3502	19	80t	77.5
14. Todd Collins	1995-1997(3)	28	519	284	54.7	3218	16	95t	68.5
15. Kyle Orton	2014-2014(1)	12	447	287	64.2	3018	18	84	87.8
16. Alex Van Pelt	1995-2003(9)	32	477	262	54.9	2985	16	80t	64.1
17. Frank Reich	1985-1994(9)	93	377	222	58.9	2540	18	63t	81.9
18. Daryle Lamonica	1963-1966(4)	56	353	150	42.5	2499	16	93	55
19. Johnny Green	1960-1961(2)	18	354	145	41	2170	16	70	59.2
20. Warren Rabb	1961-1962(2)	23	251	101	40.2	1782	15	76	58.6

MOST TD PASSES, CAREER

Player	TDs
1. Jim Kelly	237
2. Joe Ferguson	181
3. Josh Allen	174

MOST COMPLETIONS, CAREER

Player	Comps
1. Jim Kelly	2,874
2. Joe Ferguson	2,188
3. Josh Allen	2,043

BEST QB RATING, CAREER

Player	QB Rating
1. Josh Allen	93.2
2. Tyrod Taylor	92.5
3. Jim Kelly	84.4

MOST ATTEMPTS, CAREER

Player	Atts
1. Jim Kelly	4,779
2. Joe Ferguson	4,166
3. Josh Allen	3,217

BEST COMPLETION %, CAREER

Player	Comp%
1. Josh Allen	63.5
2. Tyrod Taylor	62.6
3. Jim Kelly	60.1

MOST INTS, CAREER

Player	INTs
1. Joe Ferguson	190
2. Jim Kelly	175
3. Jack Kemp	132

[Min. 500 attempts]



ALL-TIME REGULAR SEASON PASSING

MOST PASSING YARDS, SEASON

Player	Season	G	Att	Cmp	Pct	Yds	TD	Int	Lg	Rate
1. Josh Allen	2020	16	572	396	69.2	4544	37	10	55	107.2
2. Josh Allen	2021	17	646	409	63.3	4407	36	15	61	92.2
3. Drew Bledsoe	2002	16	610	375	61.5	4359	24	15	73†	86
4. Josh Allen	2023	17	579	385	66.5	4306	29	18	81†	92.2
5. Josh Allen	2022	16	567	359	63.3	4238	35	14	98†	96.6
6. Jim Kelly	1991	15	474	304	64.1	3844	33	17	77†	97.6
7. Ryan Fitzpatrick	2011	16	569	353	62	3832	24	23	60†	79.1
8. Joe Ferguson	1981	16	498	252	50.6	3652	24	20	67†	74.1
9. Jim Kelly	1986	16	480	285	59.4	3593	22	17	84†	83.3
10. Joe Ferguson	1979	16	458	238	52	3572	14	15	84†	74.4

MOST ATTEMPTS, SEASON

Player	Atts
1. Josh Allen (2021)	646
2. Drew Bledsoe (2002).....	610
3. Josh Allen (2023).....	579

BEST COMPLETION %, SEASON

Player	Comp%
1. Josh Allen (2020).....	69.2
2. Kelly Holcomb (2005).....	67.4
3. Josh Allen (2023).....	66.5

LOWEST INT %, SEASON

Player	INT %
1. Joe Ferguson (1976)	0.7
2. Tyrod Taylor (2017).....	1.0
3. Doug Flutie (2000)	1.3

MOST COMPLETIONS, SEASON

Player	Comps
1. Josh Allen (2021).....	409
2. Josh Allen (2020).....	396
3. Josh Allen (2023).....	385

BEST QB RATING, SEASON

Player	QB Rating
1. Josh Allen (2020).....	107.2
2. Jim Kelly (1990).....	101.2
3. Tyrod Taylor (2015).....	99.4

MOST INTS, SEASON

Player	INTs
1. Dennis Shaw (1971).....	26
2. Joe Ferguson (1983)	25
3. Joe Ferguson (1977)	24

MOST TD PASSES, SEASON

Player	TDs
1. Josh Allen (2020).....	37
2. Josh Allen (2021).....	36
3. Josh Allen (2022).....	35

FEWEST INTS, SEASON

Player	INTs
1. Joe Ferguson (1976).....	1
2. Doug Flutie (2000)	3
3. Tyrod Taylor (2017)	4

LONGEST PASSING PLAYS

Yards	Player	Game
98	Josh Allen (to Gabe Davis)	10/9/22 vs. Pittsburgh
98	Ryan Fitzpatrick (to Terrell Owens)	11/22/09 at Jax.
95	Todd Collins (to Quinn Early)	12/1/96 at Indianapolis
94	Jack Kemp (to Glenn Bass)	10/11/64 at Houston



ALL-TIME REGULAR SEASON PASSING

MOST PASSING YARDS, GAME

Rank	Yards	Player/Game
1.	463	Drew Bledsoe 9/15/02 at Minnesota
2.	424	Josh Allen 10/9/22 vs. Pittsburgh
2.	419	Joe Ferguson 10/9/83 vs. Miami

MOST TOUCHDOWN PASSES, GAME

Rank	TDs	Player/Game
1.	6	Jim Kelly 9/8/91 vs. Pittsburgh
2.	5	Joe Ferguson 9/23/79 vs. N.Y. Jets Joe Ferguson 10/9/83 at Miami Jim Kelly 9/24/89 at Houston (OT) Jim Kelly 10/21/91 vs. Cincinnati

MOST ATTEMPTS, GAME

Rank	Atts	Player/Game
1.	63	Josh Allen 9/25/22 at Miami
2.	57	Kyle Orton 12/7/14 at Denver
3.	55	Joe Ferguson 10/9/83 at Miami
4.	53	Drew Bledsoe 10/6/02 vs. Oakland
5.	52	Jim Kelly 12/8/91 at L.A. Raiders

MOST COMPLETIONS, GAME

Rank	Comps	Player/Game
1.	42	Josh Allen 9/25/22 at Miami
2.	38	Joe Ferguson 10/9/83 at Miami Kyle Orton 12/7/14 at Denver
4.	35	Josh Allen 10/18/21 at Tennessee
	35	Drew Bledsoe 9/15/02 at Minnesota

BEST COMPLETION %, GAME

Rank	Comp%	Player/Game
1.	84.00%	Josh Allen (21-25) 10/1/23 vs. Miami
2.	83.87%	Josh Allen (26-31) 9/8/22 at LA Rams
3.	83.78%	Josh Allen (31-37) 9/17/23 vs. Las Vegas
4.	83.33%	Trent Edwards (25-30) 10/19/08 vs. San Diego
5.	82.86%	Jim Kelly (29-35) 11/24/94 at Detroit

MOST INTERCEPTIONS, GAME

Rank	INTs	Player/Game
1.	6	Joe Ferguson 11/10/74 vs. Houston

MOST CONSECUTIVE COMPLETIONS

Player	Game(s)	COMP
1. Trent Edwards	9/7/08 vs. SEA - 9/14/08 at JAX	16
2. Jim Kelly	2/23/89 at NYJ - 9/9/90 vs. Ind	15



ALL-TIME REGULAR SEASON RUSHING

ALL-TIME LEADING RUSHERS

Player	Season	G	Att	Yds	Avg	Lg	TD	Att/G	Yds/G
1. Thurman Thomas	1988-1999(12)	173	2849	11938	4.19	80f	65	16.5	69.0
2. O.J. Simpson	1969-1977(9)	112	2123	10183	4.80	94f	57	19	90.9
3. Fred Jackson	2007-2014(8)	106	1279	5646	4.41	80f	30	12.1	53.3
4. Joe Cribbs	1980-1985(5)	64	1082	4445	4.11	62f	21	16.9	69.5
5. Travis Henry	2001-2004(4)	54	963	3849	4.00	64	27	17.8	71.3
6. LeSean McCoy	2015-2018(4)	57	885	3814	4.31	75f	24	15.5	66.9
7. Josh Allen	2018-2024(7)	97	674	3696	5.48	45	55	6.9	38.1
8. Wray Carlton	1960-1967(8)	87	819	3368	4.11	80	29	9.4	38.7
9. Willis McGahee	2004-2006(3)	46	868	3365	3.88	57f	24	18.9	73.2
10. C.J. Spiller	2010-2014(5)	70	668	3321	4.97	77	12	9.5	47.4
11. Devin Singletary	2019-2022(4)	61	672	3151	4.69	51f	16	11.0	51.7
12. Cookie Gilchrist	1962-1964(3)	42	676	3056	4.52	67	31	16.1	72.8
13. Antowain Smith	1997-2000(4)	57	760	2932	3.86	59	26	13.3	51.4
14. Jim Braxton	1971-1978(8)	80	721	2842	3.94	36	23	9	35.5
15. Marshawn Lynch	2007-2010(4)	45	687	2765	4.02	56f	17	15.3	61.4
16. Kenneth Davis	1989-1994(6)	96	561	2460	4.39	78f	23	5.8	25.6
17. Greg Bell	1984-1987(4)	40	589	2420	4.11	85f	19	14.7	60.5
18. Curtis Brown	1977-1982(6)	76	564	2171	3.85	58f	8	7.4	28.6
19. James Cook	2022-2024(3)	36	367	1817	4.95	49f	7	10.2	50.5
20. Roland Hooks	1976-1982(7)	98	399	1682	4.22	66	12	4.1	17.2

MOST RUSHING YARDS, SEASON

Player	Season	G	Att	Yds	Avg	Lg	TD	Att/G	Yds/G
1. O.J. Simpson	1973 Buf	14	332	2003	6.03	80f	12	23.7	143.1
2. O.J. Simpson	1975 Buf	14	329	1817	5.52	88f	16	23.5	129.8
3. O.J. Simpson	1976 Buf	14	290	1503	5.18	75f	8	20.7	107.4
4. Thurman Thomas	1992 Buf	16	312	1487	4.77	44	9	19.5	92.9
5. Travis Henry	2002 Buf	16	325	1438	4.42	34	13	20.3	89.9
6. Thurman Thomas	1991 Buf	15	288	1407	4.89	33	7	19.2	93.8
7. Travis Henry	2003 Buf	15	331	1356	4.1	64	10	22.1	90.4
8. Thurman Thomas	1993 Buf	16	355	1315	3.7	27	6	22.2	82.2
9. Thurman Thomas	1990 Buf	16	271	1297	4.79	80f	11	16.9	81.1
10. LeSean McCoy	2016 Buf	15	234	1267	5.41	75f	13	15.6	84.5
11. O.J. Simpson	1972 Buf	14	292	1251	4.28	94f	6	20.9	89.4
12. Willis McGahee	2005 Buf	16	325	1247	3.84	27	5	20.3	77.9
13t. C.J. Spiller	2012 Buf	16	207	1244	6.01	62	6	12.9	77.8
13t. Thurman Thomas	1989 Buf	16	298	1244	4.17	38	6	18.6	77.8
15. Joe Cribbs	1980 Buf	16	306	1185	3.87	48	11	19.1	74.1



ALL-TIME REGULAR SEASON RUSHING

MOST RUSHING ATTEMPTS, CAREER

Rank	Atts	Player/Seasons
1.	2,849	Thurman Thomas 1988-99
2.	2,123	O.J. Simpson 1969-77
3.	1,279	Fred Jackson 2007-14
4.	1,082	Joe Cribbs 1980-83, 1985
5.	963	Travis Henry 2001-04

MOST RUSHING TOUCHDOWNS, CAREER

Rank	TDs	Player/Seasons
1.	65	Thurman Thomas 1988-99
2.	57	O.J. Simpson 1969-77
3.	55	Josh Allen 2018-24
4.	31	Cookie Gilchrist 1962-64
5.	30	Fred Jackson 2007-14
6.	29	Wray Carlton 1960-67

BEST RUSHING AVERAGE, CAREER

Rank	Avg	Player/Seasons
1.	5.57	Tyrod Taylor 2015-17
2.	5.48	Josh Allen 2018-24
3.	4.97	C.J. Spiller 2010-14
4.	4.95	James Cook 2022-24
5.	4.80	O.J. Simpson 1969-77

MOST 100 YARD GAMES, CAREER

Rank	Games	Player/Seasons
1.	46	Thurman Thomas 1988-99
2.	41	O.J. Simpson 1969-77

LONGEST RUSHING PLAYS

Player	Game	Long
1. O.J. Simpson	10/29/72 vs. PITT	94t
2. O.J. Simpson	9/28/75 vs. PITT	88t
3. Greg Bell	11/18/84 vs. DAL	85t
4t. Wray Carlton	12/5/65 at HOU	80t
4t. O.J. Simpson	11/18/84 vs. DAL	80t
4t. Thurman Thomas	11/18/90 vs. NE	80t
4t. Fred Jackson	10/16/11 at NYG	80t

MOST RUSHING ATTEMPTS, SEASON

Rank	ATTs	Player/Season
1.	355	Thurman Thomas 1993
2.	332	O.J. Simpson 1973
3.	331	Travis Henry 2003
4.	329	O.J. Simpson 1975
5.	325	Travis Henry 2002
		Willis McGahee 2005

MOST RUSHING TOUCHDOWNS, SEASON

Rank	TDs	Player/Season
1.	16	O.J. Simpson 1975
2.	15	Josh Allen 2023
3.	13	Cookie Gilchrist 1962
		Travis Henry 2002
		Willis McGahee 2004
		LeSean McCoy 2016

BEST RUSHING AVERAGE, SEASON

Rank	Avg	Player/Season
1.	6.25	Josh Allen 2021
2.	6.15	Josh Allen 2022
3.	6.03	O.J. Simpson 1973

MOST 1,000 YARD RUSHING SEASONS

Rank	1,000 Yard Seasons	Player
1.	8	Thurman Thomas
2.	5	O.J. Simpson
3.	3	Joe Cribbs

MOST 100 YARD GAMES, SEASON

Rank	Games	Player/Seasons
1.	11	O.J. Simpson 1973
2.	9	Thurman Thomas 1992
3.	8	O.J. Simpson 1975
		Thurman Thomas 1991



ALL-TIME REGULAR SEASON RUSHING

MOST RUSHING YARDS, GAME

Rank	Yards	Player/Game
1.	273	O.J. Simpson 11/25/76 at Detroit
2.	250	O.J. Simpson 9/16/73 at New England
3.	243	Cookie Gilchrist 12/8/63 vs. N.Y. Jets
4.	227	O.J. Simpson 9/28/75 at Pittsburgh
5.	219	O.J. Simpson 12/9/73 vs. New England

MOST RUSHING ATTEMPTS, GAME

Rank	Atts	Player/Game
1.	39	O.J. Simpson 10/29/73 vs. Kansas City
2.	37	Thurman Thomas 11/8/92 vs. Pittsburgh Willis McGahee 11/7/04 vs. N.Y. Jets
4.	36	Cookie Gilchrist 12/8/63 vs. N.Y. Jets Joe Cribbs 12/4/83 at Kansas City

MOST RUSHING TOUCHDOWNS, GAME

Rank	TDs	Player/Game
1.	5	Cookie Gilchrist 12/8/63 vs. N.Y. Jets
2.	4	Roland Hooks 9/9/79 vs. Cincinnati Willis McGahee 11/28/04 at Seattle

BEST RUSHING AVERAGE, GAME

Rank	AVG	Player/Game
1.	13.45	Wray Carlton 12/5/65 at Houston
2.	12.07	C.J. Spiller 9/9/12 at N.Y. Jets
3.	11.89	Thurman Thomas 9/24/90 at N.Y. Jets
4.	11.59	O.J. Simpson 11/17/75 at Cincinnati
5.	10.75	Antowain Smith 9/21/97 vs. Indianapolis

*Min. 10 attempts

MOST CONSECUTIVE RUSHING TD

Player	Games	Total
1t. Cookie Gilchrist	9/30/62 at DAL - 11/11/62 at SD	7
1t. O.J. Simpson	11/9/75 vs. BAL - 12/20/75 vs. MIN	7
3t. O.J. Simpson	9/21/75 vs. NYJ - 10/26/75 vs. MIA	6
3t. Robb Riddick	10/9/88 vs. IND - 11/14/88 at MIA	6

LONGEST NON-SCORING RUSHING PLAYS

Player	Game	Long
1. C.J. Spiller	12/1/13 vs. ATL	77
2. Terry Miller	11/18/79 vs. GB	75
3. Wayne Patrick	10/11/69 vs. BOS	72
4. O.J. Simpson	12/9/73 vs. NE	71
5. Ben Gregory	9/29/68 vs. NYJ	67



ALL-TIME REGULAR SEASON RECEIVING

ALL-TIME LEADING RECEIVERS

Player	Season	G	Rec	Yds	Avg	Lg	TD
1. Andre Reed	1985-1999(15)	221	941	13095	13.9	83t	86
2. Eric Moulds	1996-2005(10)	154	675	9096	13.5	84t	48
3. Thurman Thomas	1988-1999(12)	173	456	4341	9.5	74t	22
4. Stefon Diggs	2020-2023(4)	66	445	5372	12.1	61	37
5. Lee Evans	2004-2010(7)	109	377	5934	15.7	87t	43
6. Fred Jackson	2007-2014(8)	106	322	2640	8.2	65t	7
7. Josh Reed	2002-2009(8)	115	311	3575	11.5	52	10
8. Pete Metzelaars	1985-1994(10)	156	302	2921	9.7	53t	25
9. Stevie Johnson	2008-2013(6)	75	301	3832	12.7	63	28
10. Bob Chandler	1971-1979(9)	116	295	3999	13.6	58t	34
11. Elbert Dubenion	1960-1968(9)	103	294	5294	18	89	35
12. Peerless Price	1999-2007(6)	84	288	3772	13.1	73t	25
13. Jerry Butler	1979-1986(7)	88	278	4301	15.5	75t	29
14. Frank Lewis	1978-1983(6)	80	269	4638	17.2	92t	24
15. Cole Beasley	2019-2021(3)	46	231	2438	10.6	51	11
16. Jay Riemersma	1997-2002(6)	90	204	2304	11.3	38	20
17. Robert Woods	2013-2016(4)	57	203	2451	12.1	57	12
18. Scott Chandler	2010-2014(5)	65	182	2120	11.6	43	17
19. Joe Cribbs	1980-1985(5)	64	180	1783	9.9	65t	15
20. Charles Clay	2015-2018(4)	54	178	1822	10.2	44	9

MOST RECEIVING YARDS, CAREER

Rank	Yards	Player/Seasons
1.	13,095	Andre Reed 1985-99
2.	9,096	Eric Moulds 1996-2005
3.	5,934	Lee Evans 2004-10
4.	5,372	Stefon Diggs 2020-23
5.	5,294	Elbert Dubenion 1960-68

BEST RECEIVING AVERAGE, CAREER

Rank	Yards	Player/Seasons
1.	18.12	James Lofton 1989-92
2.	18.09	Haven Moses 1968-72
3.	17.94	Elbert Dubenion 1960-68
4.	17.28	Glenn Bass 1961-66
5.	17.24	Frank Lewis 1978-83

MOST RECEIVING TOUCHDOWNS, CAREER

Rank	TDs	Player/Seasons
1.	86	Andre Reed 1985-99
2.	48	Eric Moulds 1996-2005
3.	43	Lee Evans 2004-10
4.	37	Stefon Diggs 2020-23
5.	35	Elbert Dubenion 1960-68

100-YARD RECEIVING GAMES, CAREER

Rank	Games	Player/Seasons
1.	36	Andre Reed 1985-99
2.	26	Eric Moulds 1996-2005
3.	21	Stefon Diggs 2020-23
4.	16	Elbert Dubenion 1960-68
5.	14	Frank Lewis 1978-83
		Lee Evans 2004-10



ALL-TIME REGULAR SEASON RECEIVING

MOST RECEIVING YARDS, SEASON

Rank	Yards	Player/Season
1.	1,535	Stefon Diggs 2020
2.	1,429	Stefon Diggs 2022
3.	1,368	Eric Moulds 1998
4.	1,326	Eric Moulds 2000
5.	1,312	Andre Reed 1989

MOST RECEPTIONS, SEASON

Rank	Rec	Player/Season
1.	127	Stefon Diggs 2020
2.	108	Stefon Diggs 2022
3.	107	Stefon Diggs 2023
4.	103	Stefon Diggs 2021
5.	100	Eric Moulds 2002

MOST RECEIVING TOUCHDOWNS, SEASON

Rank	Rec	Player/Season
1.	11	Bill Brooks 1995 Stefon Diggs 2022
2.	10	Stefon Diggs 2021 Elbert Dubenion 1964 Bob Chandler 1976 Andre Reed 1991 Eric Moulds 2002 Stevie Johnson 2010

BEST RECEIVING AVERAGE, SEASON

Rank	Avg	Player/Season
1.	27.12	Elbert Dubenion 1964
2.	22.88	Chris Burkett 1986
3.	20.86	Glenn Bass 1964
4.	20.42	Eric Moulds 1998
5.	20.34	James Lofton 1990

100-YARD RECEIVING GAMES, SEASON

Rank	Games	Player/Seasons
1.	7	Stefon Diggs 2020 Andre Reed 1989 Eric Moulds 2020

MOST RECEIVING YARDS, GAME

Rank	Yards	Player/Game
1.	265	Lee Evans 11/19/06 at Houston
2.	255	Jerry Butler 9/23/79 vs. N.Y. Jets
3.	231	Glenn Bass 11/8/64 at N.Y. Jets

MOST RECEPTIONS, GAME

Rank	Rec	Player/Game
1.	15	Andre Reed 11/20/94 vs. GB
2.	13	Greg Bell 9/8/85 vs. San Diego Andre Reed 9/18/89 vs. Denver Thurman Thomas 9/15/91 at N.Y. Jets Peerless Price 9/15/02 at Minnesota

MOST RECEIVING TOUCHDOWNS, GAME

Rank	Rec	Player/Game
1.	4	Jerry Butler 9/23/79 vs. N.Y. Jets Don Beebe 9/8/91 vs. Pittsburgh

CONSECUTIVE 100-YARD RECEIVING GAMES

Player	Games	Total
1t. Stefon Diggs	9/24/23 at WAS - 10/15/23 vs. NYG	4
2t. Stefon Diggs	12/13/20 vs. PIT - 12/28/20 at NE	3
2t. Elbert Dubenion	10/11/64 at HOU - 10/24/64 vs. NYJ	3
2t. Andre Reed	9/18/89 vs. DEN - 10/1/89 vs. NE	3



ALL-TIME REGULAR SEASON SCRIMMAGE YARDS

ALL-TIME LEADING SCRIMMAGE

	Player	Season	G	Touch	Scrim Yards	ScrimYds /Game	Scrim TD
1	Thurman Thomas	1988-1999(12)	173	3305	16279	94.1	87
2	Andre Reed	1985-1999(15)	221	1016	13595	61.5	87
3	O.J. Simpson	1969-1977(9)	112	2298	12107	108.1	69
4	Eric Moulds	1996-2005(10)	154	703	9253	60.1	48
5	Fred Jackson	2007-2014(8)	106	1601	8286	78.2	37

MOST TOTAL YARDS FROM SCRIMMAGE, SEASON

	Player	Season	G	Touch	Scrim Yards	ScrimYds /Game	Scrim TD
1	O.J. Simpson	1975	14	357	2243	160.2	23
2	Thurman Thomas	1992	16	370	2113	132.1	12
3	O.J. Simpson	1973	14	338	2073	148.1	12
4	Thurman Thomas	1991	15	350	2038	135.9	12
5	Thurman Thomas	1989	16	358	1913	119.6	12

MOST TOUCHES, CAREER

Rank	Touches	Player/Seasons
1.	3,305	Thurman Thomas 1988-99
2.	2,298	O.J. Simpson 1969-77
3.	1,601	Fred Jackson 2007-14
4.	1,262	Joe Cribbs 1980-85
5.	1,066	Travis Henry 2001-04

MOST TOUCHES, SEASON

Rank	Touches	Player/Season
1.	403	Thurman Thomas 1993
2.	370	Thurman Thomas 1992
3.	368	Travis Henry 2002
4.	359	Travis Henry 2003
5.	358	Thurman Thomas 1989
	358	O.J. Simpson 1975

BEST YARDS PER TOUCH, CAREER

Rank	Avg	Player/Seasons
1.	13.4	Andre Reed 1985-99
2.	5.5	C.J. Spiller 2010-14
3.	5.3	O.J. Simpson 1969-77
4.	5.2	Cookie Gilchrist 1962-1964
5.	5.2	Fred Jackson 2007-14

BEST YARDS PER TOUCH, SEASON

Rank	Avg	Player/Season
1.	13.9	Andre Reed 1994
2.	12.9	Eric Moulds 2002
3.	6.8	Larry Centers 2001
4.	6.8	C.J. Spiller 2012

TOP SINGLE-GAME SCRIMMAGE YARD TOTALS

Yards	Player	Game
273	O.J. Simpson	11/25/76 at Detroit
268	Thurman Thomas	9/1/91 vs. Miami



ALL-TIME REGULAR SEASON INTERCEPTIONS

ALL-TIME INTERCEPTIONS LEADERS

Player	Season	G	Int	Yds	Avg	Long	TD
1. Butch Byrd	1964-1971(8)	112	40	666	16.7	75	5
2. Tony Greene	1971-1979(9)	128	37	628	17.0	101†	2
3. Mark Kelso	1986-1993(8)	99	30	327	10.9	78†	1
4. Charles Romes	1977-1986(10)	151	28	493	17.6	85†	1
5. Nate Odomes	1987-1993(7)	108	26	224	8.6	48	1
6. Mario Clark	1976-1983(8)	115	25	438	17.5	53	0
7†. Nate Clements	2001-2006(6)	96	23	341	14.8	58†	5
7†. Booker Edgerson	1962-1969(8)	100	23	421	18.3	91	2
7†. Steve Freeman	1975-1986(12)	178	23	329	14.3	50†	3
10†. Jordan Poyer	2017-2023(7)	107	22	151	6.9	26	1
10†. Jairus Byrd	2009-2013(5)	73	22	409	18.6	57	2
10†. George Saimes	1963-1969(7)	91	22	238	10.8	32	0

LONGEST INT RETURN

Player	Long
1. Tony Greene (1976)	101†
2. Tom Janik (1972)	100†
3. Booker Edgerson (1964)	91
4†. Charles Romes (1978)	85†
4†. Henry Jones (1993)	85†

MOST INTERCEPTIONS, SEASON

Rank	Touches	Player/Seasons
1	10	Billy Atkins 1961 Tom Janik 1967
3.	9	Tony Greene 1974 Tony Greene 1977 Nate Odomes 1993 Jairus Byrd 2009

MOST INTS RETURNED FOR A TD, CAREER

Rank	TDs	Player/Seasons
1.	5	George "Butch" Byrd 1964-70 Tom Janik 1965-68 Nate Clements 2001-06
2.	4	Henry Jones 1991-2000
3.	3	Steve Freeman 1975-80

MOST INTERCEPTIONS, GAME

Rank	Rec	Player/Game
1.	3	Billy Atkins 10/16/60 vs. N.Y. Titans Marv Matuszak 10/7/62 at Houston Charley Warner 9/19/65 at Denver Tom Janik 12/9/67 at Boston George "Butch" Byrd 10/5/69 at Houston Tony Greene 10/30/77 at Seattle Jeff Nixon 9/7/80 vs. Miami Mark Kelso 12/12/92 vs. Denver Nate Clements 10/20/02 at Miami

MOST INTS RETURNED FOR A TD, SEASON

Rank	TDs	Player/Season
1.	2	Tom Janik 1966 Tom Janik 1967 Booker Edgerson 1968 Henry Jones 1992 Brandon Spoon 2001 Takeo Spikes 2004 Jabari Greer 2008

MOST INTERCEPTION YARDS, CAREER

Rank	Yards	Player/Seasons
1.	666	George "Butch" Byrd 1964-70
2.	628	Tony Greene 1971-79
3.	495	Tom Janik 1965-68
4.	493	Charles Romes 1977-86



ALL-TIME REGULAR SEASON SACKS/MISC TDS

MOST SACKS, CAREER

Rank	Sacks	Player/Seasons
1.	171.0	Bruce Smith 1985-99
2.	78.0	Aaron Schobel 2001-09
3.	61.5	Phil Hansen 1991-2001
4.	53.0	Jerry Hughes 2013-2021
5.	52.5	Cornelius Bennett 1987-95
6.	48.5	Kyle Williams 2006-2018
7.	43.0	Mario Williams 2012-15
8.	38.5	Darryl Talley 1983-94
9.	35.0	Marcell Dareus 2011-2017

MOST SACKS, SEASON

Rank	Sacks	Player/Season
1.	19.0	Bruce Smith 1990
2.	17.5	Bryce Paup 1995
3.	15.0	Bruce Smith 1986
4.	14.5	Mario Williams 2014
5.	14.0	Bruce Smith 1993 Bruce Smith 1992 Bruce Smith 1997

MOST SACKS, GAME

Rank	Sacks	Player/Game
1.	4.5	Mario Williams 9/15/13 vs. Carolina
2.	4.0	Cornelius Bennett 12/27/87 at Philadelphia Bruce Smith 12/9/90 at Indianapolis Bruce Smith 9/18/94 at Houston
5.	3.5	Mario Williams 11/13/14 at Miami

Note: The Bills record book only includes figures since 1982 when sacks first became an official NFL statistic

LONGEST FUMBLE RETURN FOR A TD

Rank	Return	Player/Game
1.	87	Dave Kilson 9/25/83 vs. Houston
2.	74	Da'Norris Searcy 9/8/13 vs. New England
3.	68	Terrence McGee 11/12/06 at Indianapolis

MOST FUMBLE RETURN TDS, CAREER

Rank	Returns	Player/Seasons
1.	2	Jerry Hughes 2013-2020 Nate Odomes 1987-1993 Ahmad Rashad 1987-1993

LONGEST BLOCKED PUNT TD RETURN

Rank	Return	Player/Game
1.	38	James Williams 10/7/90 vs. L.A. Raiders
2.	36	Stan David 12/8/84 at N.Y. Jets
3.	18	Gabe Northern 11/10/96 at Philadelphia

LONGEST BLOCKED FIELD GOAL TD

Rank	Return	Player/Game
1.	80	Cornelius Bennett 9/30/90 vs. Denver
2.	76	Charles Romea 9/2/79 vs. Miami Mark Kelso 9/24/89 at Houston
4.	72	Jim Dunaway 11/13/66 vs. N.Y. Jets



ALL-TIME REGULAR SEASON PUNTING

ALL-TIME LEADING PUNTERS, GROSS

	Player	Season	G	Punt	Blk	Yds	Avg	TB	In20
1.	Sam Martin	2022-2024 (3)	36	102	1	4,763	46.7	9	44
2.	Corey Bojorquez	2018-2020 (3)	40	165	2	7423	45.0	18	74
3.	Shawn Powell	2012-2013 (2)	18	100	0	4473	44.7	7	33
4.	Colton Schmidt	2014-2018 (5)	67	338	0	14877	44.0	20	105
5.	Brian Moorman	2001-2013(13)	190	923	2	40370	43.7	82	259

MOST PUNTS, CAREER

Rank	Punts	Player/Seasons
1.	923	Brian Moorman 2001-13
2.	769	Chris Mohr 1991-2000
3.	552	Paul Maguire 1964-70

MOST PUNTS INSIDE THE 20, CAREER

Rank	Punts	Player/Seasons
1.	259	Brian Moorman 2001-13
2.	190	Chris Mohr 1991-2000
3.	130	Paul Maguire 1964-70

LONGEST PUNT

Rank	Punt	Player/Game
1.	84	Brian Moorman 12/22/02 at Green Bay
2.	80	Chris Mohr 10/13/96 vs. Miami Brian Moorman 9/12/04 vs. Jacksonville

MOST PUNTS, SEASON

Rank	Punts	Player/Season
1.	101	Chris Mohr 1996
2.	100	Paul Maguire 1968
3.	96	Rusty Jackson 1979

MOST PUNTS INSIDE THE 20, SEASON

Rank	Punts	Player/Season
1.	34	Corey Bojorquez 2019
2.	33	John Kidd 1985 Brian Moorman 2006

BEST GROSS AVERAGE, SEASON

Rank	Avg	Player/Season
1.	50.78	Corey Bojorquez 2020
2.	48.22	Brian Moorman 2011
3.	47.68	Sam Martin 2022

BEST GROSS AVERAGE, GAME

Rank	Avg	Player/Game
1.	57.83	Brian Moorman 10/8/06 at Chicago
2.	56.50	Brian Moorman 9/7/03 vs. New England
3.	55.14	Paul Maguire 9/21/69 vs. Houston

MOST PUNTS, GAME

Rank	Punts	Player/Game
1.	11	Paul Maguire 10/15/67 vs. Oakland Paul Maguire 12/7/68 at Houston Marv Bateman 11/15/76 at Dallas Chris Mohr 10/6/96 vs. Indianapolis



ALL-TIME REGULAR SEASON PUNT RETURNS

ALL-TIME LEADING PUNT RETURNERS

	Player	Season	G	PR	FC	Yds	Avg	Lg	TD
1	Roscoe Parrish	2005-2011(7)	77	135	52	1622	12	82†	3
2	Jeff Burris	1994-1997(4)	54	100	22	1045	10.5	57	0
3	Leodis McKelvin	2008-2015(8)	98	99	53	1021	10.3	88†	3
4	Keith Moody	1976-1979(4)	58	88	29	920	10.5	91†	3
5	Kevin Williams	1998-1999(2)	32	70	28	700	10	73	0

MOST PUNT RETURNS, CAREER

Rank	Returns	Player/Seasons
1.	135	Roscoe Parrish 2005-11
2.	100	Jeff Burris 1994-97
3.	99	Leodis McKelvin 2008-15

MOST PUNT RETURN YARDS, CAREER

Rank	Yards	Player/Seasons
1.	1,622	Roscoe Parrish 2005-11
2.	1,045	Jeff Burris 1994-97
3.	1,021	Leodis McKelvin 2008-15

MOST PUNT RETURN TDS, CAREER

Rank	TDs	Player/Seasons
1.	3	Keith Moody 1976-79 Roscoe Parrish 2005-11 Leodis McKelvin 2008-15

BEST PUNT RETURN AVERAGE, CAREER

Rank	Avg	Player/Seasons
1.	12.08	C.J. Spiller 2010-14
2.	12.01	Roscoe Parrish 2005-11
3.	12.00	Clifford Hicks 1990-92

LONGEST PUNT RETURN

Rank	Return	Player/Game
1.	96	Deonte Harty 1/7/24 at Miami
2.	91	Keith Moody 10/23/77 vs. Cleveland
3.	88	Leodis McKelvin 9/16/12 vs. Kansas City

MOST PUNT RETURNS, SEASON

Rank	Returns	Player/Season
1.	43	Donnie Walker 1974
2.	42	Robb Riddick 1983
3.	38	Keith Moody 1979

MOST PUNT RETURN YARDS, SEASON

Rank	Yards	Player/Season
1.	440	Roscoe Parrish 2007
2.	431	Leodis McKelvin 2012
3.	384	Donnie Walker 1974

MOST PUNT RETURN TDS, SEASON

Rank	TDs	Player/Season
1.	2	Leodis McKelvin 2012
2.	1	On 23 occasions (Last: Isaiah McKenzie 2020)

BEST PUNT RETURN AVERAGE, SEASON

Rank	Avg	Player/Season
1.	18.74	Leodis McKelvin 2012
2.	16.30	Roscoe Parrish 2007
3.	15.33	Roscoe Parrish 2008



ALL-TIME REGULAR SEASON KICK RETURNS

ALL-TIME LEADING KICK RETURNERS

	Player	Season	G	KR	Yds	Avg	Lg	TD
1	Terrence McGee	2003-2012(10)	122	207	5450	26.3	104†	5
2	Leodis McKelvin	2008-2015(8)	98	95	2471	26	98†	1
3	Keith Moody	1976-1979(4)	58	101	2168	21.5	45	0
4	Eric Moulds	1996-2005(10)	154	96	2128	22.2	97†	1
5	Kevin Williams	1998-1999(2)	32	89	1899	21.3	62	0

MOST KICK RETURNS, CAREER

Rank	Returns	Player/Seasons
1.	207	Terrence McGee 2003-12
2.	101	Keith Moody 1976-79
3.	96	Eric Moulds 1996-2005
4.	95	Leodis McKelvin 2008-15

MOST KICK RETURN YARDS, CAREER

Rank	Yards	Player/Seasons
1.	5,450	Terrence McGee 2003-12
2.	2,471	Leodis McKelvin 2008-15
3.	2,168	Keith Moody 1976-79

MOST KICK RETURN TDS, CAREER

Rank	TDs	Player/Seasons
1.	5	Terrence McGee 2003-12
2.	3	Charley Warner 1964-66
3.	2	Nyheim Hines 2022 Wallace Francis 1973-74 C.J. Spiller 2010-14

BEST KICK RETURN AVERAGE, CAREER

Rank	Avg	Player/Seasons
1.	30.00	O.J. Simpson 1969-77
2.	28.51	Andre Roberts 2019-20
3.	27.23	Wallace Francis 1973-74

LONGEST KICK RETURN

Rank	Return	Player/Game
1.	104	Terrence McGee 12/5/04 at Miami (TD)

MOST KICK RETURNS, SEASON

Rank	Returns	Player/Season
1.	64	Charlie Rogers 2002
2.	52	Eric Moulds 1996 Terrence McGee 2004 Terrence McGee 2006 Leodis McKelvin 2008

MOST KICK RETURN YARDS, SEASON

Rank	Yards	Player/Season
1.	1,468	Leodis McKelvin 2008
2.	1,391	Terrence McGee 2005
3.	1,370	Terrence McGee 2004

MOST KICK RETURN TDS, SEASON

Rank	TDs	Player/Season
1.	3	Terrence McGee 2004
2.	2	Nyheim Hines 2022 Charley Warner 1965 Wallace Francis 1973

BEST KICK RETURN AVERAGE, SEASON

Rank	Avg	Player/Season
1.	30.24	Terrence McGee 2005
2.	30.03	Andre Roberts 2020
3.	29.87	Wallace Francis 1973
4.	28.33	Leodis McKelvin 2012



ALL-TIME REGULAR SEASON ROOKIE RECORDS

PASSING

MOST ATTEMPTS, Season

1. Dennis Shaw, 1970 321
2. **Josh Allen, 2018** **320**
3. EJ Manuel, 2013..... 306
4. Trent Edwards, 2007 269
5. John Green, 1960..... 228

MOST COMPLETIONS, Season

1. EJ Manuel, 2013..... 180
2. Dennis Shaw, 1970..... 178
3. **Josh Allen, 2018** **169**
4. Trent Edwards, 2007 151
5. Dan Darragh, 1968 92

MOST YARDS, Season

1. Dennis Shaw, 1970..... 2,507
2. **Josh Allen, 2018** **2,074**
3. EJ Manuel, 2013..... 1,972
4. Trent Edwards, 2007 1,630
5. John Green, 1960..... 1,267

MOST TD PASSES, Season

1. EJ Manuel, 2013..... 11
- 2t. **Josh Allen, 2018** **10**
- 2t. John Green, 1960..... 10
- 2t. Dennis Shaw, 1970 10
- 4t. Trent Edwards, 2007 7

RUSHING

MOST ATTEMPTS, Season

1. Joe Cribbs, 1980..... 306
2. Willis McGahee, 2004 284
3. Marshawn Lynch, 2007 .. 280
4. Greg Bell, 1984..... 262
5. Terry Miller, 1978 238

MOST YARDS, Season

1. Joe Cribbs, 1980..... 1,185
2. Willis McGahee, 2004 ... 1,128
3. Marshawn Lynch, 2007 1,115
4. Greg Bell, 1984..... 1,100
5. Terry Miller, 1978 1,060

MOST TOUCHDOWNS, Season

1. Willis McGahee, 2004 13
2. Joe Cribbs, 1980..... 11
- 3t. **Josh Allen, 2018** **8**
- 3t. Antowain Smith, 1997..... 8
- 5t. Terry Miller, 1978..... 7
- 5t. Greg Bell, 1984 7
- 5t. Marshawn Lynch, 2007 ... 7
- 5t. Karlos Williams, 2015..... 7

RECEIVING

MOST RECEPTIONS, Season

1. **Dalton Kincaid, 2023**..... **73**
2. Sammy Watkins, 2014 ... 65
3. Joe Cribbs, 1980 52
4. Glenn Bass, 1961 50
- 5t. Jerry Butler, 1979..... 48
- 5t. Andre Reed, 1985 48
- 5t. Lee Evans, 2004..... 48

MOST YARDS, Season

1. Sammy Watkins, 2014 ... 982
2. Lee Evans, 2004 843
3. Jerry Butler, 1979..... 834
4. Glenn Bass, 1961 765
5. Elbert Dubenion, 1960 ... 752

MOST TOUCHDOWNS, Season

1. Lee Evans, 2004 9
- 2t. Gabe Davis, 2020 7
- 2t. Elbert Dubenion, 1960 7
3. Sammy Watkins, 2014 6

TOTAL OFFENSE

MOST POINTS, Season

1. **Tyler Bass, 2020** **141**
2. Pete Gogolak, 1964 102
3. Booth Lusteg, 1966 98
4. Willis McGahee, 2004 78
5. Joe Cribbs, 1980 72
- 6t. Grant Guthrie, 1970 54
- 6t. Lee Evans, 2004..... 54

INTERCEPTIONS

MOST INTERCEPTIONS, Season

1. Jairus Byrd, 2009..... 9
2. Archie Matsos, 1960..... 8
- 3t. Carl Charon, 1962..... 7
- 3t. George "Butch" Byrd, 1964... 7

PUNT RETURNS

PUNT RETURN YARDS, Season

1. Jeff Burris, 1994 332
2. Hagood Clarke, 1964 317
3. Don Wilson, 1984 297
4. Russell Copeland, 1993.. 274
5. Donnie Walker, 1973..... 210

KICK RETURNS

KICK RETURN YARDS, Season

1. Leodis McKelvin, 2008 .. 1,468
2. Eric Moulds, 1996..... 1,205
3. C.J. Spiller, 2010 1,014
4. Max Anderson, 1968 971
5. Darick Holmes, 1995 799



300-YARD PASSING PERFORMANCES

REGULAR SEASON ONLY

YARDS	ATT	COMP	TD	INT	PLAYER	OPP.	DATE	H/A	SCORE	RECORD
334	49	18	2	1	John Green	v HOU	10/30/60	H	W, 25-24	1-0
300	24	12	2	2	Jack Kemp	@ KCY	10/13/63	A	W, 35-26	2-0
317	36	18	1	1	Jack Kemp (2)	v BOS	10/26/63	H	W, 28-21	3-0
378	26	14	3	3	Jack Kemp (3)	@ HOU	10/11/64	A	W, 48-17	4-0
317	21	12	2	2	Dennis Shaw	v NYJ	10/4/70	H	W, 33-31	5-0
358	32	24	2	2	Dennis Shaw (2)	v MIA	10/18/70	H	L, 14-33	5-1
353	30	18	4	3	Dennis Shaw (3)	v DAL	9/19/71	H	L, 37-49	5-2
331	40	25	1	3	Joe Ferguson	@ MIA	12/17/77	A	L, 14-31	5-3
367	30	19	5	0	Joe Ferguson (2)	v NYJ	9/23/79	H	W, 46-31	6-3
317	23	14	3	1	Joe Ferguson (3)	@ BAL	9/30/79	A	W, 31-13	7-3
339	35	17	1	2	Joe Ferguson (4)	@ DET	10/28/79	A	W, 20-17	8-3
316	46	27	0	1	Joe Ferguson (5)	v DEN	12/2/79	H	L, 9-16	8-4
338	29	20	3	0	Joe Ferguson (6)	v MIA	10/12/81	H	W, 31-21	9-4
301	42	19	1	4	Joe Ferguson (7)	@ DAL	11/9/81	A	L, 14-27	9-5
330	45	25	3	1	Joe Ferguson (8)	v MIN	9/16/82	H	W, 23-22	10-5
419	55	38	5	1	Joe Ferguson (9)	@ MIA	10/9/83	A	W, 38-35	11-5
340	46	31	2	0	Joe Ferguson (10)	v NYJ	9/23/84	H	L, 26-28	11-6
377	46	31	0	2	Vince Ferragamo	v SDC	9/8/85	H	L, 9-14	11-7
357	39	22	0	2	Bruce Mathison	v NYJ	12/8/85	H	L, 7-27	11-8
342	39	29	3	0	Jim Kelly	@ TAM	11/2/86	A	L, 28-34	11-9
315	39	20	2	0	Jim Kelly (2)	v CLE	12/7/86	H	L, 17-21	11-10
305	42	25	3	1	Jim Kelly (3)	v NYJ	9/13/87	H	L, 28-31	11-11
359	39	29	2	0	Jim Kelly (4)	@ MIA	10/25/87	A	W, 34-31	12-11
315	36	22	1	0	Jim Kelly (5)	@ RAI	12/6/87	A	L, 21-34	12-12
315	39	21	3	1	Jim Kelly (6)	v IND	10/9/88	H	W, 34-23	13-12
302	27	16	3	1	Jim Kelly (7)	@ NYJ	10/17/88	A	W, 37-14	14-12
363	29	17	5	1	Jim Kelly (8)	@ HOU	9/24/89	A	W, 47-41	15-12
356	41	21	1	2	Jim Kelly (9)	@ NEP	11/19/89	A	L, 24-33	15-13
334	32	19	3	1	Jim Kelly (10)	v PHI	12/2/90	H	W, 30-23	16-13
381	39	29	2	1	Jim Kelly (11)	v MIA	9/1/91	H	W, 35-31	17-13
363	43	31	6	2	Jim Kelly (12)	v PIT	9/8/91	H	W, 52-34	18-13
322	35	20	1	1	Jim Kelly (13)	@ TAM	9/22/91	A	W, 17-10	19-13
303	29	19	3	0	Jim Kelly (14)	v CHI	9/29/91	H	W, 35-20	20-13
392	27	18	5	3	Jim Kelly (15)	v CIN	10/21/91	H	W, 35-16	21-13
347	52	33	2	1	Jim Kelly (16)	@ RAI	12/8/91	A	W, 30-27	22-13
403	33	22	3	1	Jim Kelly (17)	@ SFR	9/13/92	A	W, 34-31	23-13
308	20	15	3	0	Jim Kelly (18)	@ NEP	9/27/92	A	W, 41-7	24-13
306	48	25	1	4	Jim Kelly (19)	v MIA	10/4/92	H	L, 10-37	24-14
302	45	26	0	1	Jim Kelly (20)	@ RAI	10/11/92	A	L, 3-20	24-15
317	46	29	1	0	Jim Kelly (21)	@ NEP	11/7/93	A	W, 13-10	25-15
328	41	25	4	3	Jim Kelly (22)	@ NEP	9/11/94	A	W, 38-35	26-15
365	44	32	2	1	Jim Kelly (23)	v GBY	11/20/94	H	W, 29-20	27-15
316	37	22	2	0	Jim Kelly (24)	@ NYJ	11/19/95	A	W, 28-26	28-15
313	41	24	1	1	Jim Kelly (25)	@ NYG	9/1/96	A	W, 23-20	29-15
309	44	23	1	0	Todd Collins	v IND	10/6/96	H	W, 16-13	30-15
324	41	24	1	2	Jim Kelly (26)	@ SEA	12/8/96	A	L, 18-26	30-16
339	39	21	2	0	Doug Flutie	@ NEP	11/29/98	A	L, 21-25	30-17
319	30	18	2	3	Doug Flutie (2)	@ CIN	12/6/98	A	W, 33-20	31-17
300	42	22	1	2	Doug Flutie (3)	@ IND	9/12/99	A	L, 14-31	31-18
321	47	29	1	1	Rob Johnson	v SDC	10/15/00	H	W, 27-24	32-18
366	25	20	3	0	Doug Flutie (4)	@ SEA	12/23/00	A	W, 42-23	33-18



300-YARD PASSING PERFORMANCES

REGULAR SEASON ONLY

YARDS	ATT	COMP	TD	INT	PLAYER	OPP.	DATE	H/A	SCORE	RECORD
310	37	24	1	1	Rob Johnson (2)	@ SDC	10/28/01	A	L, 24-27	33-19
316	42	28	2	0	Alex Van Pelt	v SEA	11/18/01	H	L, 20-23	33-20
309	34	21	3	1	Alex Van Pelt (2)	v MIA	11/25/01	H	L, 27-34	33-21
463	49	35	3	0	Drew Bledsoe	@ MIN	9/15/02	A	W, 45-39	34-21
328	36	28	4	0	Drew Bledsoe (2)	v CHI	9/29/02	H	W, 33-27	35-21
417	53	32	2	3	Drew Bledsoe (3)	v OAK	10/6/02	H	L, 31-49	35-22
302	36	21	1	0	Drew Bledsoe (4)	v DET	10/27/02	H	W, 24-17	36-22
302	45	28	1	1	Drew Bledsoe (5)	v NEP	11/3/02	H	L, 7-38	36-23
306	27	15	3	0	Drew Bledsoe (6)	v MIA	12/1/02	H	W, 38-21	37-23
328	51	32	2	4	Drew Bledsoe (7)	@ NEP	12/8/02	A	L, 17-27	37-24
314	25	19	2	0	Drew Bledsoe (8)	@ JAX	9/14/03	A	W, 38-17	38-24
308	31	24	1	1	Kelly Holcomb	@ CIN	12/24/05	A	W, 37-27	39-24
328	38	22	1	1	J.P. Losman	v NYJ	9/24/06	H	L, 20-28	39-25
340	38	26	3	1	J.P. Losman (2)	@ HOU	11/19/06	A	W, 24-21	40-25
374	43	29	4	2	Ryan Fitzpatrick	@ BAL	10/24/10	A	L, 34-37	40-26
316	34	21	4	2	Ryan Fitzpatrick (2)	@ CIN	11/21/10	A	W, 49-31	41-26
369	40	27	2	2	Ryan Fitzpatrick (3)	v NEP	9/25/11	H	W, 34-31	42-26
316	47	31	2	3	Ryan Fitzpatrick (4)	v MIA	12/18/11	H	L, 23-30	42-27
307	46	29	2	4	Ryan Fitzpatrick (5)	@ NEP	1/1/12	A	L, 21-49	42-28
350	39	22	4	4	Ryan Fitzpatrick (6)	v NEP	9/30/12	H	L, 28-52	42-29
337	40	27	2	1	Ryan Fitzpatrick (7)	@ NEP	11/11/12	A	L, 31-37	42-30
308	43	30	1	1	Kyle Orton	at DET	10/5/14	A	W, 17-14	43-30
355	57	38	1	2	Kyle Orton (2)	at DEN	12/7/14	A	L, 17-24	43-31
329	49	32	3	2	Kyle Orton (3)	at OAK	12/21/14	A	L, 24-26	43-32
329	39	26	3	0	Tyrod Taylor	v MIA	12/24/16	H	L, 31-34 (OT)	43-33
312	46	33	2	0	Josh Allen	v NYJ	9/13/20	H	W, 27-17	44-33
415	35	24	4	0	Josh Allen (2)	at MIA	9/20/20	A	W, 31-28	45-33
311	33	24	4	1	Josh Allen (3)	v LAR	9/27/20	H	W, 35-32	46-33
307	43	30	0	0	Josh Allen (4)	at NYJ	10/25/20	A	W, 18-10	47-33
415	38	31	3	0	Josh Allen (5)	v SEA	11/8/20	H	W, 44-34	48-33
375	40	32	4	0	Josh Allen (6)	at SF	12/7/20	A	W, 34-24	49-33
359	40	28	2	0	Josh Allen (7)	at DEN	12/20/20	A	W, 48-19	50-33
320	36	27	4	0	Josh Allen (8)	at NE	12/28/20	A	W, 38-9	51-33
358	43	32	4	0	Josh Allen (9)	v WAS	9/26/21	H	W, 43-21	52-33
315	26	15	3	0	Josh Allen (10)	@ KC	10/10/21	A	W, 38-20	53-33
353	47	35	3	1	Josh Allen (11)	@ TEN	10/18/21	A	L, 31-34	53-34
366	28	21	2	1	Josh Allen (12)	@ NYJ	11/14/21	A	W, 45-17	54-34
308	54	36	2	1	Josh Allen (13)	@ TB	12/12/21	A	L, 27-33	54-35
314	47	30	3	0	Josh Allen (14)	@ NE	12/27/21	A	W, 33-21	55-35
317	38	26	4	0	Josh Allen (15)	v TEN	9/19/22	H	W, 41-7	56-35
400	63	42	2	0	Josh Allen (16)	@ MIA	9/25/22	A	L, 19-21	56-36
424	31	20	4	1	Josh Allen (17)	v PIT	10/9/22	H	W, 38-3	57-36
329	40	27	3	0	Josh Allen (18)	@ KC	10/16/22	A	W, 24-20	58-36
330	43	29	1	2	Josh Allen (19)	v MIN	11/13/22	H	L, 30-33	58-37
304	40	25	4	0	Josh Allen (20)	v MIA	12/17/22	H	W, 32-29	59-37
320	25	21	4	0	Josh Allen (21)	v MIA	10/1/23	H	W, 48-20	60-37
359	40	27	2	1	Josh Allen (22)	v JAX	10/8/23	H	L, 20-25	60-38
324	40	31	2	1	Josh Allen (23)	v TB	10/30/23	H	W, 24-18	61-38
339	51	29	2	1	Josh Allen (24)	at PHI	11/26/23	A	L, 34-37	61-39
359	38	30	2	2	Josh Allen (25)	at MIA	1/7/23	A	W, 21-14	62-39



100-YARD RECEIVING PERFORMANCES

REGULAR SEASON ONLY

YARDS	REC	AVG.	PLAYER	OPP.	DATE	H/A	SCORE	WITH1 M/W/2
112	3	37.3	Elbert Dubenion	v DEN	9/18/60	H	L, 21-27	0- 1-0
110	5	22.0	Wray Carlton	v OAK	10/23/60	H	W, 38- 9	1- 1-0
177	6	29.5	Wray Carlton (2)	v HOU	10/30/60	H	W, 25-24	2- 1-0
161	8	20.1	Elbert Dubenion (2)	v DLT	11/6/60	H	L, 28-45	2- 2-0
123	10	12.3	Tom Rychlec	@ OAK	11/13/60	A	L, 7-20	2- 3-0
134	6	22.3	Elbert Dubenion (3)	@ DEN	11/27/60	A	T, 38-38	2- 3-1
102	4	25.5	Monte Crockett	@ HOU	10/8/61	A	W, 22-12	3- 3-1
159	4	39.8	Glenn Bass	v DLT	10/15/61	H	W, 27-24	4- 3-1
107	8	13.4	Perry Richards	@ BOS	10/22/61	A	L, 21-52	4- 4-1
123	8	15.4	Glenn Bass (2)	v HOU	10/29/61	H	L, 16-28	4- 5-1
100	4	25.0	Elbert Dubenion (4)	v OAK	11/5/61	H	L, 22-31	4- 6-1
110	12	9.2	Glenn Bass (3)	@ OAK	12/3/61	A	W, 26-21	5- 6-1
117	9	13.0	Ernie Warlick	v DLT	12/2/62	H	W, 23-14	6- 6-1
108	7	15.4	Bill Miller	@ OAK	9/15/63	A	L, 17-35	6- 7-1
146	8	18.3	Elbert Dubenion (5)	@ OAK	9/15/63	A	L, 17-35	(0-1)
100	5	20.0	Elbert Dubenion (6)	v KCY	9/22/63	H	T, 27-27	6- 7-2
152	12	12.7	Bill Miller (2)	v OAK	10/5/63	H	W, 12- 0	7- 7-2
109	3	36.3	Charley Ferguson	v BOS	10/26/63	H	W, 28-21	8- 7-2
119	5	23.8	Elbert Dubenion (7)	@ DEN	11/3/63	A	W, 30-28	9- 7-2
100	4	25.0	Ed Rutkowski	v DEN	11/9/63	H	W, 27-17	10- 7-2
112	6	18.7	Elbert Dubenion (8)	v SDC	11/17/63	H	L, 13-23	10- 8-2
123	5	24.6	Elbert Dubenion (9)	v SDC	9/26/64	H	W, 30- 3	11- 8-2
183	5	36.6	Elbert Dubenion (10)	@ HOU	10/11/64	A	W, 48-17	12- 8-2
147	5	29.4	Glenn Bass (4)	@ HOU	10/11/64	A	W, 48-17	(1-1)
122	5	24.4	Elbert Dubenion (11)	@ KCY	10/18/64	A	W, 35-22	13- 8-2
218	5	43.6	Elbert Dubenion (12)	v NYJ	10/24/64	H	W, 34-24	14- 8-2
231	8	28.9	Glenn Bass (5)	@ NYJ	11/8/64	A	W, 20- 7	15- 8-2
127	7	18.1	Ed Rutkowski (2)	v BOS	11/15/64	H	L, 28-36	15- 9-2
141	6	23.5	Glenn Bass (6)	v BOS	11/15/64	H	L, 28-36	(1-2)
103	6	17.2	Glenn Bass (7)	@ BOS	12/20/64	A	W, 24-14	16- 9-2
127	3	42.3	Elbert Dubenion (13)	@ BOS	12/20/64	A	W, 24-14	(2-2)
103	5	20.6	Elbert Dubenion (14)	@ DEN	9/19/65	A	W, 30-15	17- 9-2
156	6	26.0	Billy Joe	v DEN	10/24/65	H	W, 31-13	18- 9-2
106	3	35.3	Bo Roberson	@ HOU	12/5/65	A	W, 29-18	19- 9-2
127	6	21.2	Bo Roberson (2)	v KCY	12/12/65	H	W, 34-25	20- 9-2
101	5	20.2	Elbert Dubenion (15)	v MIA	9/18/66	H	W, 58-24	21- 9-2
104	7	14.9	Elbert Dubenion (16)	v BOS	10/8/66	H	L, 10-20	21-10-2
138	7	19.7	Paul Costa	v DEN	11/19/67	H	L, 20-21	21-11-2
163	6	27.2	Paul Costa (2)	@ OAK	12/24/67	A	L, 21-28	21-12-2
108	5	21.6	Haven Moses	v KCY	10/5/68	H	L, 7-18	21-13-2
119	6	19.8	Marlin Briscoe	@ OAK	10/19/69	A	L, 21-50	21-14-2
147	6	24.5	Haven Moses (2)	@ NYJ	11/9/69	A	L, 6-16	21-15-2
130	6	21.7	Haven Moses (3)	@ BOS	11/23/69	A	L, 21-35	21-16-2
120	4	30.0	Marlin Briscoe (2)	v NYJ	10/4/70	H	W, 33-31	22-16-2
118	4	29.5	Haven Moses (4)	v NYJ	10/4/70	H	W, 33-31	(3-2)
122	4	30.5	Haven Moses (5)	@ PIT	10/11/70	A	L, 10-23	22-17-2
145	7	20.7	Marlin Briscoe (3)	v MIA	10/18/70	H	L, 14-33	22-18-2
121	6	20.2	Wayne Patrick	v MIA	10/18/70	H	L, 14-33	(3-3)
100	5	20.0	Marlin Briscoe (4)	@ NYJ	10/25/70	A	W, 10- 6	23-18-2
109	5	21.8	Marlin Briscoe (5)	v CIN	11/8/70	H	L, 14-43	23-19-2
104	4	26.0	Marlin Briscoe (6)	v BOS	11/29/70	H	L, 10-14	23-20-2
100	6	16.7	Haven Moses (6)	v BAL	12/13/70	H	L, 14-20	23-21-2



100-YARD RECEIVING PERFORMANCES

REGULAR SEASON ONLY

YARDS	REC	AVG.	PLAYER	OPP.	DATE	H/A	SCORE	WITH 1 (W/2)
113	3	37.7	Marlin Briscoe (7)	v DAL	9/19/71	H	L, 37-49	23-22-2
151	6	25.2	Haven Moses (7)	@ NYJ	10/17/71	A	L, 17-28	23-23-2
115	8	14.4	J.D. Hill	v BAL	10/1/72	H	L, 0-17	23-24-2
129	8	16.1	J.D. Hill (2)	v DET	12/10/72	H	T, 21-21	23-24-3
118	7	16.9	J.D. Hill (3)	@ SDC	9/23/73	A	L, 7-34	23-25-3
110	7	15.7	Ahmad Rashad	@ NEP	11/3/74	A	W, 29-28	24-25-3
121	6	20.2	John Holland	@ BAL	10/12/75	A	W, 38-31	25-25-3
118	7	16.9	Bob Chandler	v BAL	11/9/75	H	L, 35-42	25-26-3
147	4	36.8	J.D. Hill (4)	v NEP	11/23/75	H	W, 45-31	26-26-3
117	8	14.6	O.J. Simpson	@ MIA	12/7/75	A	L, 21-31	26-27-3
111	2	55.5	John Holland (2)	v MIA	9/13/76	H	L, 21-30	26-28-3
110	5	22.0	Bob Chandler (2)	@ TAM	9/26/76	A	W, 14-9	27-28-3
104	7	14.9	Bob Chandler (3)	@ NEP	11/7/76	A	L, 10-20	27-29-3
111	5	22.2	Reuben Gant	v CLE	10/23/77	H	L, 16-27	27-30-3
120	9	13.3	Bob Chandler (4)	@ OAK	11/28/77	A	L, 13-34	27-31-2
108	7	15.4	Bob Chandler (5)	@ NYJ	12/11/77	A	W, 14-10	28-31-3
100	6	16.7	Reuben Gant (2)	v NYJ	9/10/78	H	L, 20-21	28-32-2
153	5	30.6	Frank Lewis	@ MIA	9/17/78	A	L, 24-31	28-33-3
116	7	16.6	Bob Chandler (6)	v KCY	10/1/78	H	W, 28-13	29-33-3
114	7	16.3	Bob Chandler (7)	@ CLE	10/29/78	A	L, 20-41	29-34-3
126	7	18.0	Frank Lewis (2)	@ KCY	12/3/78	A	L, 10-14	29-35-3
116	7	16.6	Jerry Butler	v CIN	9/9/79	H	W, 51-24	30-35-3
157	8	19.6	Curtis Brown	@ SDC	9/16/79	A	L, 19-27	30-36-3
255	10	25.5	Jerry Butler (2)	v NYJ	9/23/79	H	W, 46-31	31-36-3
120	3	40.0	Frank Lewis (3)	@ BAL	9/30/79	A	W, 31-13	32-36-3
158	8	19.8	Frank Lewis (4)	v BAL	10/21/79	H	L, 13-14	32-37-3
190	7	27.1	Frank Lewis (5)	@ DET	10/28/79	A	W, 20-17	33-37-3
116	6	19.3	Frank Lewis (6)	v GBY	11/18/79	H	W, 19-12	34-37-3
111	8	13.9	Frank Lewis (7)	@ MIN	12/9/79	A	L, 3-10	34-38-3
133	5	26.6	Jerry Butler (3)	@ NOR	9/21/80	A	W, 35-26	35-38-3
122	9	13.6	Jerry Butler (4)	v ATL	11/2/80	H	L, 14-30	35-39-3
123	6	20.5	Jerry Butler (5)	v NYJ	9/6/81	H	W, 31-0	36-39-3
108	7	15.4	Frank Lewis (8)	v PHI	9/17/81	H	L, 14-20	36-40-3
132	8	16.5	Frank Lewis (9)	@ CIN	9/27/81	A	L, 24-27	36-41-3
106	5	21.2	Frank Lewis (10)	v MIA	10/12/81	H	W, 31-21	37-41-3
109	6	18.2	Frank Lewis (11)	@ NYJ	10/18/81	A	L, 14-33	37-42-3
163	5	32.6	Joe Cribbs	v CLE	11/1/81	H	W, 22-13	38-42-3
118	8	14.8	Jerry Butler (6)	@ DAL	11/9/81	A	L, 14-27	38-43-3
111	6	18.5	Roland Hooks	v NEP	11/22/81	H	W, 20-17	39-43-3
113	5	22.6	Frank Lewis (12)	@ SDC	12/6/81	A	W, 28-27	40-43-3
111	7	15.9	Jerry Butler (7)	v MIN	9/16/82	H	W, 23-22	41-43-3
113	7	16.1	Frank Lewis (13)	@ NEP	1/2/83	A	L, 19-30	41-44-3
116	7	16.6	Frank Lewis (14)	v NEP	10/23/83	H	L, 0-31	41-45-3
106	4	26.5	Byron Franklin	@ RAM	11/27/83	A	L, 17-41	41-46-3
103	6	17.2	Perry Tuttle	@ ATL	12/18/83	A	L, 14-31	41-47-3
140	4	35.0	Jerry Butler (8)	v SDC	9/8/85	H	L, 9-14	41-48-3
103	6	17.2	Andre Reed	@ SDC	12/1/85	A	L, 7-40	41-49-3
127	5	25.4	Chris Burkett	v NYJ	12/8/85	H	L, 7-27	41-50-3
113	7	16.1	Pete Metzelaars	@ TAM	11/2/86	A	L, 28-34	41-51-3
122	3	40.7	Chris Burkett (2)	v CLE	12/7/86	H	L, 17-21	41-52-3
145	5	29.0	Chris Burkett (3)	@ IND	12/14/86	A	L, 14-24	41-53-3



100-YARD RECEIVING PERFORMANCES

REGULAR SEASON ONLY

YARDS	REC	AVG.	PLAYER	OPP.	DATE	H/A	SCORE	WITH 1 (W/2)
115	7	16.4	Chris Burkett (4)	v HOU	9/20/87	H	W, 34-30	42-53-3
130	9	14.4	Chris Burkett (5)	@ MIA	10/25/87	A	W, 34-31	43-53-3
108	8	13.5	Andre Reed (2)	v WAS	11/1/87	H	L, 7-27	43-54-3
153	7	21.9	Andre Reed (3)	@ RAI	12/6/87	A	L, 21-34	43-55-3
122	8	15.3	Andre Reed (4)	v MIA	9/11/88	H	W, 9-6	44-55-3
124	7	17.7	Andre Reed (5)	v IND	10/9/88	H	W, 34-23	45-55-3
132	7	18.9	Andre Reed (6)	@ NYJ	10/17/88	A	W, 37-14	46-55-3
132	6	22.0	Trumaine Johnson	v NEP	10/23/88	H	W, 23-20	47-55-3
157	13	12.1	Andre Reed (7)	v DEN	9/18/89	H	L, 14-28	47-56-3
135	5	27.0	Andre Reed (8)	@ HOU	9/24/89	A	W, 47-41	48-56-3
114	4	28.5	Andre Reed (9)	v NEP	10/1/89	H	W, 31-10	49-56-3
106	8	13.3	Andre Reed (10)	v RAM	10/16/89	H	W, 23-20	50-56-3
100	5	20.0	Andre Reed (11)	@ ATL	11/5/89	A	L, 28-30	50-57-3
107	6	17.8	Andre Reed (12)	@ NEP	11/19/89	A	L, 24-33	50-58-3
115	10	11.5	Andre Reed (13)	@ SFR	12/17/89	A	L, 10-21	50-59-3
116	8	14.5	Andre Reed (14)	v NYJ	10/21/90	H	W, 30-27	51-59-3
122	7	17.4	Andre Reed (15)	@ CLE	11/4/90	A	W, 42-0	52-59-3
174	5	34.8	James Lofton	v PHI	12/2/90	H	W, 30-23	53-59-3
154	11	14.0	Andre Reed (16)	v MIA	9/1/91	H	W, 35-31	54-59-3
103	8	12.9	Thurman Thomas	v MIA	9/1/91	H	W, 35-31	(4-3)
118	9	13.1	Andre Reed (17)	v PIT	9/8/91	H	W, 52-34	55-59-3
112	10	11.2	Don Beebe	v PIT	9/8/91	H	W, 52-34	(5-3)
112	13	8.6	Thurman Thomas (2)	@ NYJ	9/15/91	A	W, 23-20	56-59-3
122	4	30.5	James Lofton (2)	v CHI	9/29/91	H	W, 35-20	57-59-3
220	8	27.5	James Lofton (3)	v CIN	10/21/91	H	W, 35-16	58-59-3
121	5	24.2	Andre Reed (18)	v NEP	11/3/91	H	W, 22-17	59-59-3
114	6	19.0	James Lofton (4)	@ GBY	11/10/91	A	W, 34-24	60-59-3
109	5	21.8	James Lofton (5)	v NYJ	12/1/91	H	W, 24-13	61-59-3
107	8	13.4	Andre Reed (19)	@ RAI	12/8/91	A	W, 30-27	62-59-3
144	10	14.4	Andre Reed (20)	@ SFR	9/13/92	A	W, 34-31	63-59-3
113	4	28.3	Pete Metzelaars (2)	@ SFR	9/13/92	A	W, 34-31	(6-3)
168	9	18.7	Andre Reed (21)	@ NEP	9/27/92	A	W, 41-7	64-59-3
113	4	28.3	James Lofton (6)	@ NEP	9/27/92	A	W, 41-7	(7-3)
106	6	17.7	Don Beebe (2)	@ NYJ	10/26/92	A	W, 24-20	65-59-3
101	8	12.6	Don Beebe (3)	v PIT	11/8/92	H	W, 28-20	66-59-3
110	4	27.5	Don Beebe (4)	@ IND	11/29/92	A	L, 13-16	66-60-3
104	4	26.0	Don Beebe (5)	v DEN	12/12/92	H	W, 27-17	67-60-3
110	6	18.3	Andre Reed (22)	v NEP	9/5/93	H	W, 38-14	68-60-3
159	7	22.7	Andre Reed (23)	v WAS	11/1/93	H	W, 24-10	69-60-3
115	4	28.8	Don Beebe (6)	v RAI	12/5/93	H	L, 24-25	69-61-3
142	7	20.3	Andre Reed (24)	@ NEP	9/11/94	A	W, 38-25	70-61-3
106	5	21.2	Andre Reed (25)	v KCY	10/30/94	H	W, 44-10	71-61-3
191	15	12.7	Andre Reed (26)	v GBY	11/20/94	H	W, 29-20	72-61-3
106	3	35.3	Andre Reed (27)	@ MIA	12/4/94	A	W, 42-31	73-61-3
112	6	18.7	Andre Reed (28)	v NEP	12/18/94	H	L, 17-41	73-62-3
111	8	13.9	Don Beebe (7)	@ IND	12/24/94	A	L, 9-10	73-63-3
112	2	56.0	Russell Copeland	v CAR	9/10/95	H	W, 31-9	74-63-3
109	6	18.2	Bill Brooks	v SEA	10/15/95	H	W, 27-21	75-63-3
101	7	14.4	Bill Brooks (2)	v ATL	11/12/95	H	W, 23-17	76-63-3
107	7	15.3	Bill Brooks (3)	@ NYJ	11/19/95	A	W, 28-26	77-63-3
138	5	27.6	Andre Reed (29)	@ NYG	9/1/96	A	W, 23-20	78-63-3
119	6	19.8	Quinn Early	v NEP	9/8/96	H	W, 17-10	79-63-3
111	8	13.9	Thurman Thomas (3)	v IND	10/6/96	H	W, 16-13	80-63-3



100-YARD RECEIVING PERFORMANCES

REGULAR SEASON ONLY

YARDS	REC	AVG.	PLAYER	OPP.	DATE	H/A	SCORE	WITH 1 (W/2)
134	10	13.4	Andre Reed (30)	v MIA	10/13/96	H	L, 7-21	80-64-3
121	4	30.3	Andre Reed (31)	@ NEP	10/27/96	A	L, 25-28	80-65-3
105	6	17.5	Andre Reed (32)	v CIN	11/17/96	H	W, 31-17	81-65-3
160	6	26.7	Steve Tasker	v NYJ	11/24/96	H	W, 35-10	82-65-3
113	3	37.7	Quinn Early (2)	@ IND	12/1/96	A	L, 10-13	82-66-3
127	6	21.2	Andre Reed (33)	@ MIA	12/16/96	A	L, 14-16	82-67-3
142	7	20.3	Andre Reed (34)	v MIN	8/31/97	H	L, 13-34	82-68-3
105	4	26.3	Tim Tindale	@ NYJ	9/7/97	A	W, 28-22	83-68-3
113	4	28.3	Andre Reed (35)	@ KCY	9/14/97	A	L, 16-22	83-69-3
103	8	12.9	Quinn Early (3)	@ TEN	11/23/97	A	L, 14-31	83-70-3
120	7	17.1	Quinn Early (4)	@ GBY	12/20/97	A	L, 21-31	83-71-3
145	5	29.0	Eric Moulds	@ CAR	10/25/98	A	W, 30-14	84-71-3
108	6	18.0	Andre Reed (36)	v IND	11/22/98	H	W, 34-11	85-71-3
177	8	22.1	Eric Moulds (2)	@ NEP	11/29/98	A	L, 21-25	85-72-3
196	6	32.7	Eric Moulds (3)	@ CIN	12/6/98	A	W, 33-20	86-72-3
107	4	26.8	Eric Moulds (4)	v NYJ	12/19/98	H	L, 10-17	86-73-3
147	10	14.7	Eric Moulds (5)	@ IND	9/12/99	A	L, 14-31	86-74-3
122	6	20.3	Eric Moulds (6)	v PIT	10/10/99	H	W, 24-21	87-74-3
106	5	21.2	Peerless Price	@ SEA	10/24/99	A	L, 16-26	87-75-3
110	8	13.8	Eric Moulds (7)	v IND	1/2/00	H	W, 31-6	88-75-3
103	7	14.7	Eric Moulds (8)	v GBY	9/10/00	H	W, 27-18	89-75-3
112	9	12.4	Eric Moulds (9)	v IND	10/1/00	H	L, 16-18	89-76-3
170	11	15.5	Eric Moulds (10)	v SDC	10/15/00	H	W, 27-24	90-76-3
135	12	11.3	Eric Moulds (11)	@ MIN	10/22/00	A	L, 27-31	90-77-3
137	6	22.8	Eric Moulds (12)	v NYJ	10/29/00	H	W, 23-20	91-77-3
102	8	12.8	Eric Moulds (13)	@ TAM	11/26/00	A	L, 17-31	91-78-3
132	8	16.5	Peerless Price (2)	@ SEA	12/23/00	A	W, 42-23	92-78-3
101	4	25.3	Eric Moulds (14)	@ SEA	12/23/00	A	W, 42-23	(8-3)
107	5	21.4	Eric Moulds (15)	v NYJ	10/7/01	H	L, 36-42	92-79-3
103	4	25.8	Peerless Price (3)	v NYJ	10/7/01	H	L, 36-42	(8-4)
151	8	18.9	Peerless Price (4)	@ SDC	10/28/01	A	L, 24-27	92-80-3
138	10	13.8	Peerless Price (5)	v SEA	11/18/01	H	L, 20-23	92-81-3
196	6	32.7	Eric Moulds (16)	v MIA	11/25/01	H	L, 27-34	92-82-3
112	8	14.0	Eric Moulds (17)	v NYJ	9/8/02	H	L, 31-37	92-83-3
185	13	14.2	Peerless Price (6)	@ MIN	9/15/02	A	W, 45-39	93-83-3
110	8	13.8	Josh Reed	@ MIN	9/15/02	A	W, 45-39	(9-4)
124	8	15.5	Eric Moulds (18)	v CHI	9/29/02	H	W, 33-27	94-83-3
126	7	18.0	Peerless Price (7)	v OAK	10/6/02	H	L, 31-49	94-84-3
112	8	14.0	Eric Moulds (19)	v OAK	10/6/02	H	L, 31-49	(9-5)
121	8	15.1	Peerless Price (8)	@ HOU	10/13/02	A	W, 31-24	95-84-3
123	9	13.7	Eric Moulds (20)	v DET	10/27/02	H	W, 24-17	96-84-3
101	4	25.3	Peerless Price (9)	v DET	10/27/02	H	W, 24-17	(10-5)
130	5	26.0	Eric Moulds (21)	v MIA	12/1/02	H	W, 38-21	97-84-3
105	9	11.7	Peerless Price (10)	@ NEP	12/8/02	A	L, 17-27	97-85-3
133	7	19.0	Eric Moulds (22)	@ JAX	9/14/03	A	W, 38-17	98-85-3
109	8	13.6	Josh Reed (2)	v WAS	10/19/03	H	W, 24-7	99-86-3
126	10	12.6	Eric Moulds (24)	v NEP	10/3/04	H	L, 17-31	99-87-3
110	4	27.5	Lee Evans	@ MIA	12/5/04	A	W, 42-32	100-87-3
114	8	14.3	Eric Moulds (23)	v PHI	9/28/03	H	L, 13-23	98-86-3
101	5	20.2	Lee Evans (2)	@ CIN	12/19/04	A	W, 33-17	101-87-3
125	9	13.9	Eric Moulds (25)	@ NEP	10/30/05	A	L, 16-21	101-88-3



100-YARD RECEIVING PERFORMANCES

REGULAR SEASON ONLY

YARDS	REC	AVG.	PLAYER	OPP.	DATE	H/A	SCORE	WITH 1 (W/2)
117	5	23.4	Lee Evans (3)	@ MIA	12/4/05	A	L, 23-24	101-89-3
110	9	12.2	Eric Moulds (26)	v DEN	12/17/05	H	L, 17-28	101-90-3
107	5	21.4	Lee Evans (4)	@ CIN	12/24/05	A	W, 37-27	102-90-3
107	8	13.4	Lee Evans (5)	v NYJ	9/24/06	H	L, 20-28	102-91-3
104	4	26.0	Roscoe Parrish	v NYJ	9/24/06	H	L, 20-28	(10-6)
265	11	24.1	Lee Evans (6)	@ HOU	11/19/06	A	W, 24-21	103-91-3
145	7	20.7	Lee Evans (7)	@ BAL	12/31/06	A	L, 7-19	103-92-3
138	5	27.6	Lee Evans (8)	@ NYJ	10/28/07	A	W, 13-3	104-92-3
165	9	18.3	Lee Evans (9)	v CIN	11/4/07	H	W, 33-21	105-92-3
102	4	25.5	Lee Evans (10)	v SEA	9/7/08	H	W, 34-10	106-92-3
100	2	50.0	Lee Evans (11)	@ ARI	10/5/08	A	L, 17-41	106-93-3
116	7	16.6	Lee Evans (12)	@ MIA	10/26/08	A	L, 16-25	106-94-3
110	5	22.0	Lee Evans (13)	@ KCY	11/23/08	A	W, 54-31	107-94-3
197	9	21.9	Terrell Owens	@ JAX	11/22/09	A	L, 15-18	107-95-3
158	8	19.8	Stevie Johnson	@ BAL	10/24/10	A	L, 34-37	107-96-3
105	6	17.5	Lee Evans (14)	@ BAL	10/24/10	A	L, 34-37	(10-7)
145	11	13.2	Stevie Johnson (2)	v CHI	11/7/10	H	L, 19-22	107-97-3
137	8	17.1	Stevie Johnson (3)	@ CIN	11/21/10	A	W, 49-31	108-97-3
104	5	20.8	Fred Jackson	v PIT	11/28/10	H	L, 16-19	108-98-3
101	5	20.2	Donald Jones	v NEP	9/25/11	H	W, 34-31	109-98-3
116	4	29.0	Stevie Johnson (4)	@ SDC	12/11/11	A	L, 10-37	109-99-3
106	6	17.7	Stevie Johnson (5)	@ IND	11/25/12	A	L, 13-20	109-100-3
115	8	14.4	Stevie Johnson (6)	v SEA	12/16/12	H	L, 17-50	109-101-3
111	6	18.5	Stevie Johnson (7)	v NYJ	12/30/12	H	W, 28-9	110-101-3
111	8	13.9	Stevie Johnson (8)	v CAR	9/15/13	H	W, 24-23	111-101-3
117	8	14.6	Sammy Watkins	v MIA	9/14/14	H	W, 29-10	112-101-3
105	6	17.5	Scott Chandler	v NEP	10/12/14	H	L, 22-37	112-102-3
122	9	13.6	Sammy Watkins (2)	v MIN	10/19/14	H	W, 17-16	113-102-3
157	3	52.3	Sammy Watkins (3)	@ NYJ	10/26/14	A	W, 43-23	114-102-3
118	9	13.1	Robert Woods	v NYJ	11/24/14	H	W, 38-3	115-102-3
127	7	18.1	Sammy Watkins (4)	@ DEN	12/7/14	A	L, 17-24	115-103-3
111	9	12.3	Charles Clay	v NYG	10/4/15	H	L, 10-24	115-104-3
168	8	21.0	Sammy Watkins (5)	v MIA	11/8/15	H	W, 33-17	116-104-3
158	6	26.3	Sammy Watkins (6)	@ KC	11/29/15	A	L, 22-30	116-105-3
109	3	36.3	Sammy Watkins (7)	v HOU	12/6/15	H	W, 30-21	117-105-3
106	5	21.2	Robert Woods (2)	@ PHI	12/13/15	A	L, 23-30	117-106-3
111	5	22.2	Sammy Watkins (8)	@ WAS	12/20/15	A	L, 25-35	117-107-3
136	11	12.4	Sammy Watkins (9)	v NYJ	1/3/16	H	W, 22-17	118-107-3
112	2	56.0	Marquise Goodwin	v NYJ	9/15/16	H	L, 31-37	118-108-3
162	10	16.2	Robert Woods (3)	@ SEA	11/7/16	A	L, 25-31	118-109-3
154	7	22.0	Sammy Watkins (10)	v MIA	12/24/16	H	L, 31-34	118-110-3
112	5	22.4	Charles Clay (2)	at Atlanta	10/1/17	A	W, 23-17	119-110-3
107	4	26.8	Deonte Thompson	v TB	10/22/17	H	W, 30-27	120-110-3
105	3	35.0	Robert Foster	@ NYJ	11/11/18	A	W, 41-10	121-110-3
104	7	14.9	Robert Foster (2)	v NYJ	12/9/18	H	L, 23-27	121-111-3
108	4	27.0	Robert Foster (3)	v DET	12/16/18	H	W, 14-13	122-111-3
123	7	17.6	John Brown	@ NYJ	9/8/19	A	W, 17-16	123-111-3
137	9	15.2	John Brown (2)	@ MIA	11/17/19	A	W, 37-20	124-111-3
110	6	18.3	Cole Beasley	@ DAL	11/28/19	A	W, 26-15	125-111-3
108	7	15.4	Cole Beasley (2)	@ NE	12/21/19	A	L, 24-17	125-112-3
108	6	18.0	Duke Williams	v NYJ	12/29/19	H	L, 6-13	125-113-3



100-YARD RECEIVING PERFORMANCES

REGULAR SEASON ONLY

YARDS	REC	AVG.	PLAYER	OPP.	DATE	H/A	SCORE	WITH 1 (W/2)
153	8	19.1	Stefon Diggs	at MIA	9/20/20	A	W, 31-28	126-113-3
100	6	16.7	Cole Beasley (3)	v LAR	9/27/20	H	W, 35-32	127-113-3
115	6	19.2	Stefon Diggs (2)	at LV	10/4/20	A	W, 30-23	128-113-3
106	10	10.6	Stefon Diggs (3)	at TEN	10/13/20	A	L, 16-42	128-114-3
112	11	10.2	Cole Beasley (4)	at NYJ	10/25/20	A	W, 18-10	129-114-3
118	9	13.1	Stefon Diggs (4)	v SEA	11/8/20	H	W, 44-34	130-114-3
109	11	9.9	Cole Beasley (5)	at ARI	11/15/20	A	L, 30-32	130-115-3
130	9	14.4	Cole Beasley (6)	at SF	12/7/20	A	W, 34-24	131-115-3
130	10	13.0	Stefon Diggs (5)	v PIT	12/13/20	H	W, 26-15	132-115-3
147	11	13.4	Stefon Diggs (6)	at DEN	12/20/20	A	W, 48-19	133-115-3
112	8	14.0	Cole Beasley (7)	at DEN	12/20/20	A	W, 48-19	(11-7)
145	9	16.1	Stefon Diggs (7)	at NE	12/28/20	A	W, 38-9	134-115-3
107	2	53.5	Gabe Davis	v MIA	1/3/21	H	W, 56-26	135-115-3
114	7	16.3	Stefon Diggs (8)	v HOU	10/3/21	H	W, 40-0	136-115-3
117	3	39.0	Dawson Knox	at KC	10/10/21	A	W, 38-20	137-115-3
110	10	11.0	Cole Beasley (8)	v MIA	10/31/21	H	W, 26-11	138-115-3
162	8	20.3	Stefon Diggs (9)	at NYJ	11/14/21	A	W, 45-17	139-115-3
105	3	35.0	Gabe Davis (2)	at NYJ	11/14/21	A	W, 45-17	(12-7)
125	11	11.4	Isaiah McKenzie	at NE	12/26/21	A	W, 33-21	140-115-3
122	8	15.3	Stefon Diggs (10)	at LAR	9/8/22	A	W, 31-10	141-115-3
148	12	12.3	Stefon Diggs (11)	v TEN	9/19/22	H	W, 41-7	142-115-3
171	3	57.0	Gabe Davis (3)	v PIT	10/9/22	H	W, 38-3	143-115-3
102	8	12.8	Stefon Diggs (12)	v PIT	10/9/22	H	W, 38-33	(13-7)
148	10	14.8	Stefon Diggs (13)	at KC	10/16/22	A	W, 24-20	144-115-3
108	6	18.0	Stefon Diggs (14)	v GB	10/30/22	H	W, 27-17	145-115-3
128	12	10.7	Stefon Diggs (15)	v MIN	11/14/22	H	L, 30-33	145-116-3
104	7	14.9	Stefon Diggs (16)	v NE	1/8/23	A	W, 35-23	146-116-3
102	10	10.2	Stefon Diggs (17)	at NYJ	9/11/23	A	L, 16-22	146-117-3
111	8	13.9	Stefon Diggs (18)	at WAS	9/24/23	A	W, 37-3	147-117-3
120	6	20.0	Stefon Diggs (19)	v MIA	10/1/23	H	W, 48-20	148-117-3
121	8	15.1	Stefon Diggs (20)	v JAX	10/8/23	H	L, 20-25	148-118-3
100	6	16.7	Gabe Davis (4)	v JAX	10/8/23	H	L, 20-25	(13-8)
100	10	10.0	Stefon Diggs (21)	v NYG	10/15/23	H	W, 14-9	149-118-3
115	3	38.3	Khalil Shakir	v NYJ	11/19/23	H	W, 32-6	150-118-3
105	6	17.5	Gabe Davis (5)	at PHI	11/26/23	A	L, 34-37	150-119-3
130	4	32.5	Gabe Davis (6)	at LAC	12/23/23	A	W, 24-22	151-119-3
105	6	17.5	Khalil Shakir (2)	at MIA	1/7/24	A	W, 21-14	152-119-3



100-YARD RUSHING PERFORMANCES

REGULAR SEASON ONLY

YARDS	ATT.	AVG.	PLAYER	OPP.	DATE	H/A	SCORE	RECORD (W/2)
120	15	8.0	Wilmer Fowler	@ DEN	11/27/60	A	T, 38-38	0-0-1
117	31	3.8	Art Baker	@ SDC	12/10/61	A	L, 10-28	0-1-1
131	15	8.7	Cookie Gilchrist	v DEN	9/15/62	H	L, 20-23	0-2-1
124	25	5.0	Cookie Gilchrist (2)	v SDC	10/13/62	H	W, 35-10	1-2-1
115	6	19.2	Wayne Crow	v SDC	10/13/62	H	W, 35-10	(1-0)
143	19	7.5	Cookie Gilchrist (3)	v OAK	10/20/62	H	W, 14-6	2-2-1
107	23	4.7	Cookie Gilchrist (4)	v BOS	11/3/62	H	T, 28-28	2-2-2
103	19	5.4	Cookie Gilchrist (5)	@ OAK	11/18/62	A	W, 10-6	3-2-2
143	17	8.4	Cookie Gilchrist (6)	@ NYT	12/8/62	A	W, 20-3	4-2-2
125	26	4.8	Cookie Gilchrist (7)	@ DEN	11/9/63	A	W, 30-28	5-2-2
243	36	6.8	Cookie Gilchrist (8)	v NYJ	12/8/63	H	W, 45-14	6-2-2
114	31	3.7	Cookie Gilchrist (9)	@ NYJ	12/14/63	A	W, 19-10	7-2-2
139	15	9.3	Cookie Gilchrist (10)	v HOU	11/1/64	H	W, 24-10	8-2-2
148	11	13.5	Wray Carlton	@ HOU	12/5/65	A	W, 29-18	9-2-2
138	27	5.1	Bobby Burnett	v SDC	10/16/66	H	T, 17-17	9-2-3
110	24	4.6	O.J. Simpson	v DEN	9/28/69	H	W, 41-28	10-2-3
131	17	7.7	Wayne Patrick	v BOS	10/11/69	H	W, 23-16	11-2-3
123	17	7.2	O.J. Simpson (2)	@ BOS	12/1/70	A	W, 45-10	12-2-3
106	18	5.9	O.J. Simpson (3)	@ SDC	10/23/71	A	L, 3-20	12-3-3
138	29	4.8	O.J. Simpson (4)	v SFR	9/24/72	H	W, 27-20	13-3-3
144	28	5.1	O.J. Simpson (5)	@ OAK	10/15/72	A	L, 16-28	13-4-3
189	22	8.6	O.J. Simpson (6)	v PIT	10/29/72	H	L, 21-38	13-5-3
103	22	4.7	O.J. Simpson (7)	@ NEP	11/19/72	A	W, 27-24	14-5-3
116	27	4.3	O.J. Simpson (8)	v DET	12/10/72	H	T, 21-21	14-5-4
101	26	3.9	O.J. Simpson (9)	@ WAS	12/17/72	A	W, 24-17	15-5-4
250	29	8.6	O.J. Simpson (10)	@ NEP	9/16/73	A	W, 31-13	16-5-4
105	18	5.8	Larry Watkins	@ NEP	9/16/73	A	W, 31-13	(2-0)
103	22	4.7	O.J. Simpson (11)	@ SDC	9/23/73	A	L, 7-34	16-6-4
123	24	5.1	O.J. Simpson (12)	v NYJ	9/30/73	H	W, 9-7	17-6-4
171	27	6.3	O.J. Simpson (13)	v PHI	10/7/73	H	W, 27-26	18-6-4
166	22	7.5	O.J. Simpson (14)	v BAL	10/14/73	H	W, 31-13	19-6-4
157	39	4.0	O.J. Simpson (15)	v KYC	10/29/73	H	W, 23-14	20-6-4
120	20	6.0	O.J. Simpson (16)	v MIA	11/18/73	H	L, 0-17	20-7-4
119	17	7.0	Jim Braxton	v MIA	11/18/73	H	L, 0-17	(2-1)
124	15	8.3	O.J. Simpson (17)	@ BAL	11/25/73	A	W, 24-17	21-7-4
137	24	5.7	O.J. Simpson (18)	@ ATL	12/2/73	A	W, 17-6	22-7-4
219	22	10.0	O.J. Simpson (19)	v NEP	12/9/73	H	W, 37-13	23-7-4
200	34	5.9	O.J. Simpson (20)	@ NYJ	12/16/73	A	W, 34-14	24-7-4
117	31	3.8	O.J. Simpson (21)	v NYJ	9/29/74	H	W, 16-12	25-7-4
127	23	5.5	O.J. Simpson (22)	@ BAL	10/13/74	A	W, 27-14	26-7-4
122	32	3.8	O.J. Simpson (23)	v NEP	10/20/74	H	W, 30-28	27-7-4
115	22	5.2	O.J. Simpson (24)	@ CLE	11/24/74	A	W, 15-10	28-7-4
173	32	5.4	O.J. Simpson (25)	v NYJ	9/21/75	H	W, 42-14	29-7-4
227	28	8.1	O.J. Simpson (26)	@ PIT	9/28/75	A	W, 30-21	30-7-4
138	26	5.3	O.J. Simpson (27)	v DEN	10/5/75	H	W, 38-14	31-7-4
102	17	6.0	Jim Braxton (2)	v DEN	10/5/75	H	W, 38-14	(3-1)
159	32	5.0	O.J. Simpson (28)	@ BAL	10/12/75	A	W, 38-31	32-7-4
126	34	3.7	O.J. Simpson (29)	v NYG	10/20/75	H	L, 14-17	32-8-4
123	19	6.5	O.J. Simpson (30)	v BAL	11/9/75	H	L, 35-42	32-9-4
197	17	11.6	O.J. Simpson (31)	@ CIN	11/17/75	A	L, 24-33	32-10-4
160	34	4.7	Jim Braxton (3)	@ STL	11/27/75	A	W, 32-14	33-10-4



100-YARD RUSHING PERFORMANCES

REGULAR SEASON ONLY

YARDS	ATT.	AVG.	PLAYER	OPP.	DATE	H/A	SCORE	RECORD (W/2)
185	21	8.8	O.J. Simpson (32)	@ NEP	12/14/75	A	W, 34-14	34-10-4
101	23	4.4	Jim Braxton (4)	@ NEP	12/14/75	A	W, 34-14	(4-1)
130	24	5.4	O.J. Simpson (33)	v KCY	10/3/76	H	W, 50-17	35-10-4
114	17	6.7	Jeff Kinney	v KCY	10/3/76	H	W, 50-17	(5-1)
110	25	4.4	O.J. Simpson (34)	v NEP	10/24/76	H	L, 22-26	35-11-4
166	29	5.7	O.J. Simpson (35)	v NYJ	10/31/76	H	L, 14-19	35-12-4
118	25	4.7	O.J. Simpson (36)	v SDC	11/21/76	H	L, 13-34	35-13-4
273	29	9.4	O.J. Simpson (37)	@ DET	11/25/76	A	L, 14-27	35-14-4
203	24	8.5	O.J. Simpson (38)	@ MIA	12/5/76	A	L, 27-45	35-15-4
171	28	6.1	O.J. Simpson (39)	@ BAL	12/12/76	A	L, 20-58	35-16-4
122	23	5.3	O.J. Simpson (40)	v NYJ	10/9/77	H	L, 19-24	35-17-4
138	23	6.0	O.J. Simpson (41)	v ATL	10/16/77	H	W, 3-0	36-17-4
155	27	5.7	Roland Hooks	@ NEP	11/6/77	A	W, 24-14	37-17-4
100	18	5.6	Curtis Brown	v CIN	10/22/78	H	W, 5-0	38-17-4
114	11	10.4	Curtis Brown (2)	v MIA	11/12/78	H	L, 24-25	38-18-4
208	21	9.9	Terry Miller	v NYG	11/26/78	H	W, 41-17	39-18-4
115	12	9.6	Roland Hooks (2)	v NYG	11/26/78	H	W, 41-17	(6-1)
123	15	8.2	Terry Miller (2)	@ BAL	12/17/78	A	W, 21-14	40-18-4
118	30	3.9	Joe Cribbs	v NEP	10/26/80	H	W, 31-13	41-18-4
110	24	4.6	Joe Cribbs (2)	v PIT	11/23/80	H	W, 28-13	42-18-4
128	18	7.1	Joe Cribbs (3)	@ SFR	12/21/80	A	W, 18-13	43-18-4
159	17	9.4	Joe Cribbs (4)	v BAL	10/4/81	H	W, 23-17	44-18-4
123	24	5.1	Joe Cribbs (5)	v DEN	10/25/81	H	W, 9-7	45-18-4
109	19	5.7	Roland Hooks (3)	v WAS	11/29/81	H	W, 21-14	46-18-4
153	33	4.6	Joe Cribbs (6)	@ NEP	12/13/81	A	W, 19-10	47-18-4
143	30	4.8	Joe Cribbs (7)	v PIT	12/12/82	H	W, 13-0	48-18-4
108	19	5.7	Joe Cribbs (8)	@ MIA	12/27/82	A	L, 10-27	48-19-4
104	17	6.1	Joe Cribbs (9)	@ NEP	1/2/83	A	L, 19-30	48-20-4
166	22	7.5	Joe Cribbs (10)	v HOU	9/25/83	H	W, 30-13	49-20-4
105	19	5.5	Joe Cribbs (11)	@ BAL	10/16/83	A	W, 30-7	50-20-4
185	36	5.1	Joe Cribbs (12)	@ KCY	12/4/83	A	W, 14-9	51-20-4
100	15	6.7	Joe Cribbs (13)	v SFR	12/11/83	H	L, 10-23	51-21-4
144	29	5.0	Greg Bell	@ IND	9/30/84	A	L, 17-31	51-22-4
113	28	4.0	Greg Bell (2)	@ SEA	10/14/84	A	L, 28-31	51-23-4
206	27	7.6	Greg Bell (3)	v DAL	11/18/84	H	W, 14-3	52-23-4
123	19	6.5	Greg Bell (4)	@ PIT	12/15/85	A	L, 24-30	52-24-4
108	25	4.3	Robb Riddick	v PIT	11/9/86	H	W, 16-12	53-24-4
118	27	4.4	Robb Riddick (2)	@ KCY	11/30/86	A	W, 17-14	54-24-4
139	25	5.6	Carl Byrum	v NYG	10/18/87	H	W, 6-3	55-24-4
119	23	5.2	Ronnie Harmon	v MIA	11/29/87	H	W, 27-0	56-24-4
116	23	5.0	Thurman Thomas	v GBY	10/30/88	H	W, 28-0	57-24-7
103	18	5.7	Robb Riddick (3)	v NYJ	11/20/88	H	W, 9-6	58-24-4
106	14	7.6	Thurman Thomas (2)	v RAI	12/11/88	H	W, 37-21	59-24-4
105	21	5.0	Thurman Thomas (3)	v NEP	10/1/89	H	W, 31-10	60-24-4
105	24	4.4	Thurman Thomas (4)	v RAM	10/16/89	H	W, 23-20	61-24-4
148	22	6.7	Thurman Thomas (5)	v MIA	10/29/89	H	W, 31-17	62-24-4
121	21	5.8	Larry Kinnebrew	v MIA	10/29/89	H	W, 31-17	(7-1)
127	29	4.4	Thurman Thomas (6)	v IND	11/12/89	H	W, 30-7	63-24-4
100	26	3.8	Thurman Thomas (7)	v CIN	11/26/89	H	W, 24-7	64-24-4
214	18	11.9	Thurman Thomas (8)	@ NYJ	9/24/90	A	W, 30-7	65-24-4
136	22	6.2	Thurman Thomas (9)	@ NEP	10/28/90	A	W, 27-10	66-24-4
112	26	4.3	Thurman Thomas (10)	v PHX	11/11/90	H	W, 45-14	67-24-4



100-YARD RUSHING PERFORMANCES

REGULAR SEASON ONLY

YARDS	ATT.	AVG.	PLAYER	OPP.	DATE	H/A	SCORE	RECORD (W/2)
165	22	7.5	Thurman Thomas (11)	v NEP	11/18/90	H	W, 14-0	68-24-4
154	30	5.1	Thurman Thomas (12)	v MIA	12/23/90	H	W, 24-14	69-24-4
165	25	6.6	Thurman Thomas (13)	v MIA	9/1/91	H	W, 35-31	70-24-4
107	15	7.1	Thurman Thomas (14)	v PIT	9/8/91	H	W, 52-34	71-24-4
117	25	4.7	Thurman Thomas (15)	v CHI	9/29/91	H	W, 35-20	72-24-4
117	20	5.9	Thurman Thomas (16)	v IND	10/13/91	H	W, 42-6	73-24-4
108	9	12.0	Kenneth Davis	v IND	10/13/91	H	W, 42-6	(8-1)
126	32	3.9	Thurman Thomas (17)	v NEP	11/3/91	H	W, 22-17	74-24-4
106	24	4.4	Thurman Thomas (18)	@ GBY	11/10/91	A	W, 34-24	75-24-4
135	23	5.9	Thurman Thomas (19)	@ MIA	11/18/91	A	W, 41-27	76-24-4
124	23	5.4	Thurman Thomas (20)	v NYJ	12/1/91	H	W, 24-13	77-24-4
118	25	4.7	Kenneth Davis (2)	v DET	12/22/91	H	L, 14-17	77-25-4
103	22	4.7	Thurman Thomas (21)	v RAM	9/6/92	H	W, 40-7	78-25-4
120	18	6.7	Thurman Thomas (22)	@ NEP	9/27/92	A	W, 41-7	79-25-4
142	21	6.8	Thurman Thomas (23)	@ NYJ	10/26/92	A	W, 24-20	80-25-4
155	37	4.2	Thurman Thomas (24)	v PIT	11/8/92	H	W, 28-20	81-25-4
181	20	9.1	Kenneth Davis (3)	v ATL	11/22/92	H	W, 41-14	82-25-4
103	13	7.9	Thurman Thomas (25)	v ATL	11/22/92	H	W, 41-14	(9-1)
102	21	4.9	Thurman Thomas (26)	@ IND	11/29/92	A	L, 13-16	82-26-4
116	18	6.4	Thurman Thomas (27)	v NYJ	12/6/92	H	L, 17-24	82-27-4
120	26	4.6	Thurman Thomas (28)	v DEN	12/12/92	H	W, 27-17	83-27-4
115	24	4.8	Thurman Thomas (29)	@ NOR	12/20/92	A	W, 20-16	84-27-4
114	24	4.8	Thurman Thomas (30)	v NEP	9/5/93	H	W, 38-14	85-27-4
122	26	4.7	Thurman Thomas (31)	v NYG	10/3/93	H	W, 17-14	86-27-4
117	27	4.3	Thurman Thomas (32)	@ NYJ	10/24/93	A	W, 19-10	87-27-4
129	28	4.6	Thurman Thomas (33)	v WAS	11/1/93	H	W, 24-10	88-27-4
111	30	3.7	Thurman Thomas (34)	@ NEP	11/7/93	A	W, 13-10	89-27-4
116	27	4.3	Thurman Thomas (35)	v IND	11/21/93	H	W, 23-9	90-27-4
110	26	4.2	Thurman Thomas (36)	@ IND	1/2/94	A	W, 30-10	91-27-4
106	26	4.1	Thurman Thomas (37)	@ NEP	9/11/94	A	W, 38-35	92-27-4
112	28	4.0	Thurman Thomas (38)	@ HOU	9/18/94	A	W, 15-7	93-27-4
103	17	6.1	Thurman Thomas (39)	v DEN	9/26/94	H	W, 27-20	94-27-4
125	31	4.0	Thurman Thomas (40)	v MIA	10/9/94	H	W, 21-11	95-27-4
133	27	4.9	Thurman Thomas (41)	v NYJ	10/8/95	H	W, 29-10	96-27-4
100	23	4.3	Darick Holmes	v ATL	11/12/95	H	W, 23-17	97-27-4
129	24	5.4	Thurman Thomas (42)	@ STL	12/10/95	A	W, 45-27	98-27-4
148	35	4.2	Thurman Thomas (43)	v MIA	12/17/95	H	W, 23-20	99-27-4
119	26	4.6	Thurman Thomas (44)	@ NEP	10/27/96	A	L, 25-28	99-28-4
122	22	5.5	Darick Holmes (2)	v WAS	11/3/96	H	W, 38-13	100-28-4
107	23	4.7	Thurman Thomas (45)	v WAS	11/3/96	H	W, 38-13	(10-1)
129	12	10.8	Antowain Smith	v IND	9/21/97	H	W, 37-35	101-28-4
104	18	5.8	Thurman Thomas (46)	v NYJ	11/30/97	H	W, 20-10	102-28-4
118	22	5.4	Antowain Smith (2)	v STL	9/20/98	H	L, 33-34	102-29-4
130	31	4.2	Antowain Smith (3)	@ IND	10/11/98	A	W, 31-24	103-29-4
107	23	4.7	Antowain Smith (4)	v IND	11/22/98	H	W, 34-11	104-29-4
113	30	3.8	Antowain Smith (5)	v NYJ	9/19/99	H	W, 17-3	105-29-4
126	29	4.3	Antowain Smith (6)	v MIA	11/14/99	H	W, 23-3	106-29-4
147	17	8.6	Antowain Smith (7)	@ SEA	12/23/00	A	W, 42-23	107-29-4
113	19	5.9	Travis Henry	v NYJ	10/7/01	H	L, 36-42	107-30-4
101	27	3.7	Travis Henry (2)	v CAR	12/9/01	H	W, 25-24	108-30-4
130	16	8.1	Shawn Bryson	@ ATL	12/23/01	A	L, 30-33	108-31-4
107	28	3.8	Shawn Bryson (2)	@ NYJ	12/30/01	A	W, 14-9	109-31-4



100-YARD RUSHING PERFORMANCES

REGULAR SEASON ONLY

YARDS	ATT.	AVG.	PLAYER	OPP.	DATE	H/A	SCORE	RECORD (W/2)
149	31	4.8	Travis Henry (3)	v NYJ	9/8/02	H	L, 31-37	109-32-4
159	28	5.7	Travis Henry (4)	@ HOU	10/13/02	A	W, 31-24	110-32-4
132	22	6.0	Travis Henry (5)	@ MIA	10/20/02	A	W, 23-10	111-32-4
126	24	5.3	Travis Henry (6)	@ KCY	11/17/02	A	L, 16-17	111-33-4
151	35	4.3	Travis Henry (7)	v MIA	12/1/02	H	W, 38-21	112-33-4
144	22	6.5	Travis Henry (8)	v SDC	12/15/02	H	W, 20-13	113-33-4
167	31	5.4	Travis Henry (9)	v WAS	10/19/03	H	W, 24-7	114-33-4
124	22	5.6	Travis Henry (10)	@ KCY	10/26/03	A	L, 5-38	114-34-4
149	23	6.5	Travis Henry (11)	v HOU	11/16/03	H	L, 10-12	114-35-4
113	26	4.3	Travis Henry (12)	@ NYG	11/30/03	A	W, 24-7	115-35-4
169	32	5.3	Travis Henry (13)	v NYJ	12/7/03	H	W, 17-6	116-35-4
111	26	4.3	Willis McGahee	v MIA	10/17/04	H	W, 20-13	117-35-4
102	30	3.4	Willis McGahee (2)	v ARI	10/31/04	H	W, 38-14	118-35-4
132	37	3.6	Willis McGahee (3)	v NYJ	11/7/04	H	W, 22-17	119-35-4
100	20	5.0	Willis McGahee (4)	v STL	11/21/04	H	W, 37-17	120-35-4
116	28	4.1	Willis McGahee (5)	@ SEA	11/28/04	A	W, 38-9	121-35-4
105	27	3.9	Willis McGahee (6)	v CLE	12/12/04	H	W, 37-7	122-35-4
102	15	6.8	Willis McGahee (7)	@ SFR	12/26/04	A	W, 41-7	123-35-4
117	22	5.3	Willis McGahee (8)	v HOU	9/11/05	H	W, 22-7	124-35-4
140	27	5.2	Willis McGahee (9)	v ATL	9/25/05	H	L, 16-24	124-36-4
143	29	4.9	Willis McGahee (10)	v NYJ	10/16/05	H	W, 27-17	125-36-4
136	31	4.4	Willis McGahee (11)	@ NEP	10/30/05	A	L, 16-21	125-37-4
113	22	5.1	Willis McGahee (12)	@ NYJ	1/1/06	A	L, 26-30	125-38-4
150	26	5.8	Willis McGahee (13)	v NYJ	9/24/06	H	L, 20-28	125-39-4
109	28	3.9	Anthony Thomas	@ IND	11/12/06	A	L, 16-17	125-40-4
125	16	7.8	Willis McGahee (14)	@ NYJ	12/10/06	A	W, 31-13	126-40-4
153	29	5.3	Marshawn Lynch	v CIN	11/4/07	H	W, 33-21	127-40-4
115	15	7.7	Fred Jackson	v MIA	12/9/07	H	W, 38-17	128-40-4
107	23	4.7	Marshawn Lynch (2)	v MIA	12/9/07	H	W, 38-17	(11-1)
105	22	4.8	Marshawn Lynch (3)	@ PHI	12/30/07	A	L, 9-17	128-41-4
119	23	5.2	Marshawn Lynch (4)	v CLE	11/17/08	H	L, 27-29	128-42-4
134	16	8.4	Marshawn Lynch (5)	v SFR	11/30/08	H	L, 3-10	128-43-4
127	21	6.0	Marshawn Lynch (6)	@ NYJ	12/14/08	A	L, 27-31	128-44-4
136	27	5.0	Fred Jackson (2)	v NEP	12/28/08	H	L, 0-13	128-45-4
163	28	5.8	Fred Jackson (3)	v TAM	9/20/09	H	W, 33-20	129-45-4
212	33	6.4	Fred Jackson (4)	v IND	1/3/10	H	W, 30-7	130-45-4
133	25	5.3	Fred Jackson (5)	v DET	11/14/10	H	W, 14-12	131-45-4
116	21	5.5	Fred Jackson (6)	@ CIN	11/21/10	A	W, 49-31	132-45-4
112	29	3.9	Fred Jackson (7)	v CLE	12/12/10	H	W, 13-6	133-45-4
112	20	5.6	Fred Jackson (8)	@ KCY	9/11/11	A	W, 41-7	134-45-4
117	15	7.8	Fred Jackson (9)	v OAK	9/18/11	H	W, 38-35	135-45-4
111	26	4.3	Fred Jackson (10)	v PHI	10/9/11	H	W, 31-24	136-45-4
121	16	7.6	Fred Jackson (11)	@ NYG	10/16/11	A	L, 24-27	136-46-4
120	26	4.6	Fred Jackson (12)	v WAS	10/30/11	H	W, 23-0	137-46-4
114	13	8.8	Fred Jackson (13)	@ DAL	11/13/11	A	L, 7-44	137-47-4
111	16	6.9	C.J. Spiller	v DEN	12/24/11	H	W, 40-14	138-47-4
169	14	12.1	C.J. Spiller (2)	@ NYJ	9/9/12	A	L, 28-48	138-48-4
123	15	8.2	C.J. Spiller (3)	v KCY	9/16/12	H	W, 35-17	139-48-4
107	14	7.6	C.J. Spiller (4)	@ IND	11/25/12	A	L, 13-20	139-49-4
109	25	4.4	Fred Jackson (14)	v JAX	12/2/12	H	W, 34-18	140-49-4
103	17	6.1	C.J. Spiller (5)	v SEA	12/16/12	H	L, 17-50	140-50-4
138	22	6.3	C.J. Spiller (6)	@ MIA	12/23/12	A	L, 10-24	140-51-4
103	16	6.4	C.J. Spiller (7)	v CAR	9/15/13	H	W, 24-23	141-51-4



100-YARD RUSHING PERFORMANCES

REGULAR SEASON ONLY

YARDS	ATT.	AVG.	PLAYER	OPP.	DATE	H/A	SCORE	RECORD (W/2)
116	12	9.7	C.J. Spiller (8)	v KCY	11/3/13	H	L, 13-23	141-52-4
149	15	9.9	C.J. Spiller (9)	v ATL	12/1/13	H	L, 31-34	141-53-4
111	19	5.8	Fred Jackson (15)	v MIA	12/22/13	H	W, 19-0	142-53-4
105	19	5.5	C.J. Spiller (10)	@ NEP	12/29/13	A	L, 20-34	142-54-4
110	12	9.2	Karlos Williams	@ MIA	9/27/15	A	W, 41-14	143-54-4
110	9	12.2	Karlos Williams (2)	v MIA	11/8/15	H	W, 33-17	144-54-4
112	16	7.0	LeSean McCoy	v MIA	11/8/15	H	W, 33-17	(12-1)
112	19	5.9	LeSean McCoy (2)	@ NYJ	11/12/15	A	W, 22-17	146-54-4
112	21	5.3	LeSean McCoy (3)	v HOU	12/6/15	H	W, 30-21	147-54-4
110	17	6.5	LeSean McCoy (4)	v ARI	9/25/16	H	W, 33-18	148-54-4
150	18	8.3	LeSean McCoy (5)	@ LAR	10/2/16	A	W, 30-19	149-54-4
140	19	7.4	LeSean McCoy (6)	v SF	10/9/16	H	W, 45-16	150-54-4
103	19	5.4	LeSean McCoy (7)	v JAX	11/27/16	H	W, 28-21	151-54-4
130	17	7.6	LeSean McCoy (8)	@ OAK	12/4/16	A	L, 24-38	151-55-4
153	19	8.1	LeSean McCoy (9)	v CLE	12/18/16	H	W, 33-13	152-55-4
128	24	5.3	LeSean McCoy (10)	v MIA	12/24/16	H	L, 31-34	152-56-4
110	22	5.0	LeSean McCoy (11)	v NYJ	9/10/17	H	W, 21-12	153-56-4
151	27	5.6	LeSean McCoy (12)	v OAK	10/29/17	H	W, 34-14	154-56-4
114	13	8.8	LeSean McCoy (13)	@ LAC	11/19/17	A	L, 54-24	154-57-4
156	32	4.9	LeSean McCoy (14)	v IND	12/10/17	H	W, 13-7	155-57-4
113	26	4.3	LeSean McCoy (15)	@ NYJ	11/11/18	A	W, 41-10	156-57-4
135	9	15.0	Josh Allen	@ MIA	12/2/18	A	L, 17-21	156-58-4
101	9	11.2	Josh Allen (2)	v NYJ	12/9/18	H	L, 23-27	156-59-4
109	17	6.4	Frank Gore	v NE	9/29/19	H	L, 10-16	156-60-4
106	21	5.0	Devin Singletary	v DEN	11/24/19	H	W, 20-3	157-60-4
109	12	9.1	Josh Allen (3)	@ TB	12/12/21	A	L, 27-33	157-61-4
110	23	5.3	Devin Singletary (2)	v ATL	1/2/22	H	W, 29-15	158-61-4
106	12	8.8	Devin Singletary (3)	@ CHI	12/24/22	A	W, 35-13	159-61-4
123	17	7.2	James Cook	v LVR	9/17/22	H	W, 38-10	160-61-4
109	12	9.1	James Cook (2)	v DEN	11/13/23	H	L, 22-24	160-62-4
179	25	7.2	James Cook (3)	v DAL	12/17/23	H	W, 31-10	161-62-4



BILLS IN PRIMETIME

PRIMETIME GAMES

THURSDAYS

DATE	OPPONENT	W/L	SCORE
9/17/81	vs. Philadelphia	L	14-20
9/16/82	vs. Minnesota	W	23-22
10/18/01	at Jacksonville	W	13-10
12/3/09	vs. NYJ (Toronto)	L	13-19
11/15/12	vs. Miami	W	19-14
10/3/13	at Cleveland	L	24-37
11/13/14	at Miami	L	9-22
11/12/15	at NY Jets	W	22-17
9/15/16	vs. NY Jets	L	31-37
11/2/17	at NY Jets	L	21-34
11/25/21	at New Orleans	W	31-6
9/8/22	at LA Rams	W	31-10
12/1/22	at New England	W	24-10
10/26/23	vs. Tampa Bay	W	24-18
9/12/24	at Miami	W	31-10

Total Games: 15 Wins: 9 Losses: 6

SATURDAYS

DATE	OPPONENT	W/L	SCORE
12/23/00	at Seattle	W	42-23
12/17/05	vs. Denver	L	17-28
12/17/22	vs. Miami	W	32-29
12/23/23	at Chargers	W	24-22

Total Games: 4 Wins: 3 Losses: 1

SUNDAYS

DATE	OPPONENT	W/L	SCORE
10/7/90	LA Raiders	W	38-24
12/15/91	at Indianapolis	W	35-7
9/20/92	vs. Indianapolis	W	38-0
12/27/92	at Houston Oilers	L	3-27
10/3/93	vs. NY Giants	W	17-14
12/4/94	at Miami	W	42-31
9/3/95	at Denver	L	7-22
12/3/95	at San Francisco	L	17-27
9/1/96	at NY Giants	W	23-20 (OT)
10/27/96	at New England	L	25-28
10/25/98	at Carolina	W	30-14
9/19/99	vs. NY Jets	W	17-3
12/19/99	at Arizona	W	31-21
9/3/00	vs. Tennessee	W	16-13
12/2/01	at San Francisco	L	0-35
9/21/03	at Miami	L	7-17
10/26/03	at Kansas City	L	5-38
11/14/04	at New England	L	6-29
10/30/05	at New England	L	16-21
11/18/07	vs. New England	L	10-56
12/15/19	at Pittsburgh	W	17-10
12/13/20	vs. Pittsburgh	W	26-15
10/10/21	at Kansas City	W	38-20
10/30/22	vs. Green Bay	W	27-17
10/15/23	vs. NY Giants	W	14-9
11/5/23	at Cincinnati	L	18-24
1/7/24	at Miami	W	21-14

Total Games: 27 Wins: 16 Losses: 11



BILLS IN PRIMETIME

PRIMETIME GAMES

MONDAYS

DATE	OPPONENT	W/L	SCORE
10/29/73	vs. Kansas City	W	23-14
9/16/74	vs. Oakland	W	21-20
10/20/75	vs. NY Giants	L	14-17
11/17/75	at Cincinnati	L	24-33
9/13/76	vs. Miami	L	21-30
11/15/76	at Dallas	L	10-17
11/28/77	at Oakland	L	13-34
10/12/81	vs. Miami	W	31-21
11/9/81	at Dallas	L	14-27
12/27/82	at Miami	L	10-27
10/3/83	vs. NY Jets	L	10-34
9/17/84	vs. Miami	L	17-21
10/17/88	at NY Jets	W	37-14
11/14/88	at Miami	W	31-6
9/18/89	vs. Denver	L	14-28
10/16/89	vs. LA Rams	W	23-20
12/4/89	at Seattle	L	16-17
9/24/90	at NY Jets	W	30-7
11/26/90	at Houston Oilers	L	24-27
10/7/91	at Kansas City	L	6-33
10/21/91	vs. Cincinnati	W	35-16
11/18/91	at Miami	W	41-27
10/26/92	at NY Jets	W	24-20
11/16/92	at Miami	W	26-20
10/11/93	vs. Houston Oilers	W	35-7
11/1/93	vs. Washington	W	24-10
11/15/93	at Pittsburgh	L	0-23
9/26/94	vs. Denver	W	27-20
11/14/94	at Pittsburgh	L	10-23
10/2/95	at Cleveland	W	22-19
10/23/95	at New England	L	14-27
9/16/96	at Pittsburgh	L	6-24
12/16/96	at Miami	L	14-16
10/20/97	at Indianapolis	W	9-6
11/17/97	at Miami	L	13-30
10/4/99	at Miami	W	23-18
12/11/00	at Indianapolis	L	20-44
10/8/07	vs. Dallas	L	24-25
11/17/08	vs. Cleveland	L	27-29
9/14/09	at New England	L	24-25
11/23/15	at New England	L	13-20
11/7/16	at Seattle	L	25-31
10/29/18	vs. New England	L	6-25

MONDAYS (CONT.)

DATE	OPPONENT	W/L	SCORE
12/7/20	at San Francisco	W	34-24
12/28/20	at New England	W	38-9
10/18/21	at Tennessee	L	31-34
12/6/21	vs. New England	L	10-14
9/19/22	vs. Tennessee	W	41-7
9/11/23	at NY Jets	L	16-22
11/13/23	vs. Denver	L	22-24
9/23/24	vs. Jacksonville	W	47-10
<i>Total Games: 51 Wins: 21 Losses: 29</i>			

TUESDAYS

DATE	OPPONENT	W/L	SCORE
10/13/20	at Tennessee	L	16-42
<i>Total Games: 1 Wins: 0 Losses: 193</i>			

BILLS OVERALL IN PRIMETIME

Total prime time games:	97
Total wins:	49
Total losses:	48



BILLS BEST PERFORMANCES

SCORING

MOST TOUCHDOWNS SCORED

5 Cookie Gilchrist, vs. N.Y. Jets 12/8/63

MOST FIELD GOALS

6 Tyler Bass, at N.Y. Jets 10/25/20
Steve Christie, at N.Y. Jets 10/20/96

LONGEST FIELD GOAL

59 Steve Christie, vs. Miami 9/26/93

RUSHING

MOST RUSHING ATTEMPTS

39 O.J. Simpson, vs. Kansas City 10/29/73

MOST RUSHING YARDS

273 O.J. Simpson, at Detroit 11/25/76

MOST RUSHING TOUCHDOWNS

5 Cookie Gilchrist, vs. N.Y. Jets 12/8/63

LONGEST RUN FROM SCRIMMAGE

80 Fred Jackson, at N.Y. Giants 10/16/11

PASSING

MOST PASS ATTEMPTS

63 Josh Allen, at Miami 9/25/22

MOST PASSES COMPLETED

42 Josh Allen, at Miami 9/25/22

MOST PASSING YARDS

463 Drew Bledsoe, at Minnesota 9/15/02

MOST TOUCHDOWN PASSES

6 Jim Kelly, vs. Pittsburgh 9/8/91

LONGEST PASS COMPLETION

98 Josh Allen, vs. Pittsburgh 10/9/22
98 Ryan Fitzpatrick, at Jacksonville 11/22/09

RECEIVING

MOST RECEPTIONS

15 Andre Reed, vs. Green Bay 11/20/94

MOST RECEIVING YARDS

265 Lee Evans, at Houston 11/19/06

MOST TOUCHDOWN RECEPTIONS

4 Don Beebe, vs. Pittsburgh 9/8/91
Jerry Butler, vs. N.Y. Jets 9/23/79

INTERCEPTIONS

MOST INTERCEPTIONS

3 10 times (most recent Nate Clements, at Miami 10/20/02)

LONGEST INTERCEPTION RETURN

101 Tony Green, vs. Kansas City 10/3/76.

MISCELLANEOUS

MOST PUNTS

11 Four times (most recent Chris Mohr vs. Indianapolis 10/6/96)

LONGEST PUNT

84 Brian Moorman, at Green Bay 12/22/02

LONGEST KICKOFF RETURN

104 Terrence McGee, at Miami 12/5/04

LONGEST PUNT RETURN

96 Deonte Harty, at Miami 1/7/24

LONGEST FUMBLE RETURN

87 Dave Kilson, vs. Houston 9/25/83



BEST PERFORMANCES VS. BILLS

SCORING

MOST TOUCHDOWNS SCORED

5 Jonathan Taylor, vs. Indianapolis 11/21/21

MOST FIELD GOALS

6 Jim Turner, at N.Y. Jets 11/3/68

LONGEST FIELD GOAL

61 Jay Feely, at Arizona 10/14/12

RUSHING

MOST RUSHING ATTEMPTS

42 Terrell Davis, Denver 10/26/97
Ricky Williams, at Miami 9/21/03

MOST RUSHING YARDS

236 Le'Veon Bell, Pittsburgh 12/11/16

MOST RUSHING TOUCHDOWNS

4 Calvin Hill, Dallas 9/19/71
Clarence Williams, at San Diego 9/16/79

LONGEST RUN FROM SCRIMMAGE

88 Ahmad Bradshaw, N.Y. Giants 12/23/07

PASSING

MOST PASS ATTEMPTS

68 George Blanda, Houston 11/1/64

MOST PASSES COMPLETED

40 Kirk Cousins, at Minnesota 9/23/18

MOST PASSING YARDS

466 Tom Brady, New England 9/20/15

MOST TOUCHDOWN PASSES

6 Daryle Lamonica, at Oakland 10/19/69

LONGEST PASS COMPLETION

96 Frank Tripucka, Denver 9/15/62
Ken O'Brien, N.Y.J. 12/8/85

RECEIVING

MOST RECEPTIONS

16 Wes Welker, New England 9/25/11

MOST RECEIVING YARDS

238 Chris Chambers, at Miami 12/4/05

MOST TOUCHDOWN RECEPTIONS

4 Randy Moss, New England 11/18/07

INTERCEPTIONS

MOST INTERCEPTIONS

4 Austin "Goose" Gonsoulin, Denver 9/18/60

LONGEST INTERCEPTION RETURN

103 Louis Oliver, Miami 10/4/92 (TD)

MISCELLANEOUS

MOST PUNTS

12 Luke Prestridge, Denver 10/25/81
Chris Gardocki, Indianapolis 10/6/96

LONGEST PUNT

93 Shawn McCarthy, New England 11/3/91

LONGEST KICKOFF RETURN

101 Cotton Speyrer, at Baltimore 11/25/73

LONGEST PUNT RETURN

89 Mike Haynes, at New England 11/7/76

LONGEST FUMBLE RETURN

96 Lee Woodall, at San Francisco 12/3/95



SINGLE-SEASON TEAM RECORDS

SCORING

MOST POINTS SCORED

501	2020 (16 games)
483	2021 (17 games)
458	1991 (16 games)

FEWEST POINTS SCORED

150	1982 (9 games)
160	1977 (14 games)
184	1971 (14 games)

MOST POINTS ALLOWED

454	1984 (16 games)
435	2012 (16 games)
434	2011 (16 games)

FEWEST POINTS ALLOWED

154	1982 (9 games)
226	1965 (14 games)
229	1999 (16 games)

TOUCHDOWNS

MOST SCORED

60	2020
58	1991
57	2021
	1975

FEWEST SCORED

18	1982 (9 games)
19	1977 (14 games)

MOST ALLOWED

56	1984
53	2011
	2012

FEWEST ALLOWED

56	1984
53	2011
	2012

MOST PASSING TOUCHDOWNS

40	2020
39	1991
36	2021

MOST RUSHING TOUCHDOWNS

29	2016
26	1975
25	1964

KICKING

MOST FIELD GOALS MADE

34	2014
33	1998
	2013

MOST PATs MADE

57	2020
56	1991
51	1975/2021

RUSHING

MOST ATTEMPTS

605	1973
603	1980
588	1975

MOST YARDAGE GAINED

3088	1973
2974	1975
2630	2016

PASSING

MOST ATTEMPTS

655	2021
612	2002
596	2020

MOST COMPLETIONS

415	2021
410	2020
385	2023

MOST YARDS GAINED (NET)

4620	2020
4284	2021
4154	2023

TOTAL NET YARDS

MOST GAINED

6493	2021
6361	2022
6343	2020

FIRST DOWNS

MOST FIRST DOWNS

398	2021
397	2020
381	2023

MOST BY RUSHING

162	1975
158	2023
152	1973

MOST BY PASSING

240	2020
236	2021
218	2002

MOST BY PENALTY

47	2002
39	2013
38	2020
	1983

FUMBLES

MOST OPPONENTS' FUMBLES

RECOVERED

24	1993
23	1976
21	1984



SINGLE-SEASON TEAM RECORDS

INTERCEPTIONS

MOST THROWN

34 1964
1967
32 1971

MOST INTERCEPTED

36 1962
33 1960
32 1965

PENALTIES

MOST PENALTIES

144 1983
143 2015
132 1985

MOST YARDS PENALIZED

1,249 2015
1,108 1970
1,103 1978

QB SACKS

MOST SACKS MADE

57 2013
54 2014
2023

MOST SACKS ALLOWED

63 1961
60 1984
59 2000

FEWEST SACKS ALLOWED

12 1986 (9 games)
16 1966 (14 games)
1981 (16 games)

MISCELLANEOUS SINGLE SEASON TEAM RECORDS

BEST SEASON, WIN PERCENTAGE

.857 1964

BEST SEASON, WIN TOTAL

13 1990/1991/2020/2022

MOST LOSSES

14 1984
1985

LONGEST WINNING STREAK

11 Dec. 8, 1963 - Nov. 8, 1964

LONGEST WINNING STREAK AT HOME

15 Sept. 9, 1990 - Dec. 1, 1991

LONGEST WINNING STREAK ON THE ROAD

6 Nov. 25, 1973 - Nov. 3, 1974
Dec. 13, 1964 - Nov. 14, 1965

LONGEST LOSING STREAK

15 Nov. 22, 1970 - Nov. 21, 1971

LONGEST LOSING STREAK AT HOME

9 Oct. 18, 1970 - Nov. 21, 1971

LONGEST LOSING STREAK ON THE ROAD

22 Dec. 18, 1983 - Nov. 23, 1986

MOST CONSECUTIVE WINS - START OF SEASON

9 Sept. 13, 1964 - Nov. 8, 1964

MOST CONSECUTIVE WINS - END OF SEASON

6 Nov. 29, 2020 - Jan. 3, 2021
5 Dec. 10, 2023 - Jan. 7, 2024

MOST CONSECUTIVE LOSSES - START OF SEASON

11 Sept. 2, 1984 - Nov. 11, 1984

MOST CONSECUTIVE LOSSES - END OF SEASON

10 Oct. 10, 1976 - Dec. 12, 1976

TOTAL SHUTOUTS BY BILLS

25 Last: 10/3/21 vs. Houston

TOTAL SHUTOUTS AGAINST BILLS

24 Last: 9/30/18 at Green Bay

MOST SHUTOUTS IN A SEASON

2 1982/1990/2021

MOST TIMES SHUTOUTS IN A SEASON

4 1971



SINGLE-GAME TEAM RECORDS

SCORING

MOST POINTS SCORED

58 vs. Miami 9/18/66

MOST POINTS ALLOWED

58 at Baltimore 12/12/76

MOST POINT, BOTH TEAMS

88 Buffalo 47, Houston 41
9/24/89 (OT)

FEWEST POINTS, BOTH TEAMS

3 Buffalo 3, Atlanta 0
10/16/77

MOST DECISIVE VICTORY

42 Buffalo 42, Cleveland 0
11/4/90

MOST DECISIVE LOSS

46 New England 56, Buffalo 10
11/18/07

LARGEST COMEBACK

26 vs. Indianapolis 9/21/97

LARGEST COMEBACK AGAINST

21 vs. Baltimore 11/9/75
at Pittsburgh 12/15/85
at Miami 12/4/05
at New England 1/1/12

TOUCHDOWNS

MOST SCORED

8 vs. Miami 1/3/21
vs. Miami 9/18/66

MOST ALLOWED

8 at Seattle 10/30/77

MOST SCORED BY RUSHING

5 vs. Washington 11/3/96
vs. Cincinnati

MOST ALLOWED BY RUSHING

6 vs. New Orleans 11/12/17

MOST SCORED BY PASSING

6 vs. Pittsburgh 9/8/91

MOST ALLOWED BY PASSING

6 at Oakland 10/19/69

KICKING

MOST FIELD GOALS MADE

6 at N.Y. Jets 10/25/20
at N.Y. Jets 10/20/96

MOST FIELD GOALS ALLOWED

6 at N.Y. Jets 11/3/68

TOTAL YARDS

MOST YARDS GAINED

589 vs. Miami 12/24/16 (OT)

FEWEST YARDS GAINED

49 vs. Baltimore 10/10/71

MOST YARDS ALLOWED

621 at San Francisco 10/7/12

FEWEST YARDS ALLOWED

26 vs. Cleveland 12/12/04

FIRST DOWNS

MOST, TOTAL

35 at New England 11/11/12

MOST ALLOWED, TOTAL

34 at Cincinnati 11/17/75
at Cincinnati 11/27/88

FEWEST, TOTAL

4 vs. Baltimore 10/10/71

FEWEST ALLOWED, TOTAL

4 vs. NY Jets 1/9/21

MOST BY RUSHING

21 vs. Washington 11/3/96

MOST ALLOWED BY RUSHING

20 vs. New Orleans 11/12/17

MOST BY PASSING

22 at Minnesota 9/15/02 (OT)

MOST ALLOWED BY PASSING

24 vs. Houston 11/1/64
vs. Miami 11/16/86

MOST BY PENALTY

8 vs. Houston 9/20/87
at N.Y. Jets 9/22/13

MOST ALLOWED BY PENALTY

7 vs. Cleveland 10/23/77
at Baltimore 12/17/78
at Miami 10/9/83
vs. Jacksonville 12/2/12
vs. N.Y. Giants 10/4/15

RUSHING

MOST ATTEMPTS

58 at Cincinnati 12/16/84
vs. Miami 10/4/92

MOST ATTEMPTS ALLOWED

68 vs. Houston 11/1/64

MOST YARDS GAINED

366 vs. N.Y. Giants 11/26/78

FEWEST YARDS GAINED

0 at Chicago 10/2/88

MOST YARDS ALLOWED

320 at Dallas Texans 9/30/62

FEWEST YARDS ALLOWED

5 at N.Y. Jets 10/30/66



SINGLE-GAME TEAM RECORDS

PASSING

MOST ATTEMPTS

58 at Cincinnati 12/16/84
vs. Miami 10/4/92

FEWEST ATTEMPTS

2 vs. N.Y. Jets 9/29/74

MOST ATTEMPTS ALLOWED

68 vs. Houston 11/1/64

FEWEST ATTEMPTS ALLOWED

7 vs. Cincinnati 11/30/69

MOST COMPLETIONS

38 at Miami 10/9/83
at Denver 12/7/14

FEWEST COMPLETIONS

0 vs. N.Y. Jets 9/29/74

MOST COMPLETIONS ALLOWED

40 at Minnesota 9/23/18

FEWEST COMPLETIONS ALLOWED

2 vs. Cincinnati 11/30/69
vs. N.Y. Jets 9/29/74
vs. Cleveland 10/11/09

MOST YARDS GAINED

437 at Minnesota 9/15/02

FEWEST YARDS GAINED

-19 vs. Oakland 9/15/68

MOST YARDS ALLOWED

464 vs. Houston 10/29/61

FEWEST YARDS ALLOWED

-3 vs. Cleveland 12/13/04

PENALTIES

MOST PENALTIES

19 at Miami 12/22/85
at Indianapolis 9/23/01

FEWEST PENALTIES

0 vs. Jacksonville 12/14/97
at N.Y. Jets 1/1/17

MOST PENALTIES BY OPPONENT

22 vs. San Francisco 10/4/98

FEWEST PENALTIES BY OPPONENT

0 vs. N.Y. Titans 10/16/60
vs. Houston 11/1/64
at Kansas City 10/2/66
at N.Y. Jets 12/16/73

MOST YARDS PENALIZED

163 vs. Chicago 11/4/18

FEWEST YARDS PENALIZED

0 vs. Jacksonville 12/14/97
at N.Y. Jets 1/1/17

MOST YARDS PENALIZED, OPPONENT

189 vs. Houston 10/31/65

FEWEST YARDS PENALIZED, OPPONENT

0 vs. N.Y. Titans 10/16/60
vs. Houston 11/1/64
at Kansas City 10/2/66
at N.Y. Jets 12/16/73

FUMBLES

MOST LOST

6 vs. Denver 12/2/79

MOST RECOVERED

7 vs. Cincinnati 11/30/69

INTERCEPTIONS

MOST THROWN

6 vs. Denver 9/18/60
vs. Houston 11/10/74
vs. Miami 11/21/82

MOST INTERCEPTED

6 at L.A. Chargers 11/20/60
at Denver 11/19/61
vs. Houston 9/9/62
at Boston 12/9/67
at N.Y. Jets 10/18/09

TOTAL TURNOVERS

MOST COMMITTED

8 at New England 11/7/76

MOST FORCED BY DEFENSE

9 at Denver 11/19/61
at Kansas City 10/17/65

SACKS

MOST SACKS MADE

11 at Denver 12/13/64

MOST SACKS ALLOWED

11 vs. Oakland 10/15/67

RETURNS

MOST PUNT RETURNS

9 at Houston 10/11/64
vs. Pittsburgh 12/12/82

MOST PUNT RETURN YARDS

148 vs. St. Louis 11/21/04

MOST KICK RETURNS

10 at Baltimore 12/12/76

MOST KICK RETURN YARDS

256 at Cincinnati 12/24/05



SINGLE-GAME TEAM RECORDS

BILLS HIGHS

58	vs. Miami 9/18/66
8	Last: vs. Miami 1/3/21
5	Last: vs. Washington 11/3/96
6	vs. Pittsburgh 9/8/91
8	at NY Jets 10/25/20
6	Last: at NY Jets 10/25/20
35	at New England 11/11/12
589	vs. Miami 12/24/16
65	vs. Kansas City 10/29/73
366	vs. NYG 11/26/78
437	at Minnesota 9/15/02
11	vs. Oakland 10/15/67
463	at Minnesota 9/15/02
63	at Miami 9/25/22
42	at Miami 9/25/22
6	Last: vs. Miami 11/21/82
8	at New England 11/7/76
7	at Miami 12/4/94
6	vs. Denver 12/2/79
11	Last: vs. Indianapolis 10/6/96
68.0	Last: at San Francisco 12/7/20
163	vs. Chicago 11/4/18

CATEGORY

POINTS
TOUCHDOWNS
RUSHING TDS
PASSING TDS
FIELD GOALS ATTEMPTED
FIELD GOALS MADE
TOTAL FIRST DOWNS
TOTAL NET YARDS
RUSHING ATTEMPTS
NET YARDS RUSHING
NET YARDS PASSING
QB SACKS ALLOWED
GROSS YARDS PASSING
PASS ATTEMPTS
PASS COMPLETIONS
INTERCEPTIONS THROWN
TOTAL TURNOVERS
FUMBLES BY
FUMBLES LOST
PUNTS
PUNTING AVERAGE
YARDS PENALIZED

BILLS LOWS

Last: at Green Bay 9/30/18	0
Last: at Jacksonville 11/7/21	0
Last: at Miami 1/7/24	0
Last: vs. New England 12/31/23	0
Last: at Miami 1/7/24	0
Last: at Miami 1/7/24	0
vs. Baltimore 10/10/71	4
vs. Baltimore Colts 10/10/71	49
at St. Louis Cardinals 9/9/84	8
at Chicago 10/2/88	0
vs. Oakland 9/15/68	-19
Last: vs. Jacksonville 9/23/24	0
vs. NY Jets 9/29/74	0
vs. NY Jets 9/29/74	2
vs. NY Jets 9/29/74	0
Last: vs. Jacksonville 9/23/24	0
Last: vs. Jacksonville 9/23/24	0
Last: vs. Jacksonville 9/23/24	0
Last: vs. Jacksonville 9/23/24	0
Last: at LA Rams 9/8/22	0
at Seattle 10/14/84	17.3
Last: at NY Jets 1/1/17	0

OPPONENT HIGHS

58	at Baltimore 12/12/76
8	Last: vs. New England 11/18/07
6	vs. New Orleans 11/12/17
6	at Oakland 10/19/69
8	at NYJ 11/3/68
6	at NYJ 11/3/68
33	vs. New England 9/30/12
621	at San Francisco 10/7/12
64	at Oakland 11/28/77
320	at Dallas 9/30/62
464	vs. Houston 10/29/61
11	at Denver 12/13/64
466	vs. New England 9/20/15
68	vs. Houston 11/1/64
40	at Minnesota 9/23/18
6	at NYJ 10/18/09
9	Last: at Kansas City 10/17/65
9	vs. NYG 10/20/75
7	vs. Cincinnati 11/30/69
12	Last: vs. Indianapolis 10/6/96
64.0	vs. Minnesota 12/11/94
189	vs. Houston 10/31/65

CATEGORY

POINTS
TOUCHDOWNS
RUSHING TDS
PASSING TDS
FIELD GOALS ATTEMPTED
FIELD GOALS MADE
TOTAL FIRST DOWNS
TOTAL NET YARDS
RUSHING ATTEMPTS
NET YARDS RUSHING
NET YARDS PASSING
QB SACKS ALLOWED
GROSS YARDS PASSING
PASS ATTEMPTS
PASS COMPLETIONS
INTERCEPTIONS THROWN
TOTAL TURNOVERS
FUMBLES BY
FUMBLES LOST
PUNTS
PUNTING AVERAGE
YARDS PENALIZED

OPPONENT LOWS

Last: vs. Houston 10/3/21	0
Last: vs. NY Giants 10/15/23	0
Last: vs. Jacksonville 9/23/24	0
Last: at Chargers 12/23/23	0
Last: at Miami 1/7/24	0
Last: at Miami 1/7/24	0
vs. NY Jets 1/9/22	4
vs. Cleveland 12/12/04	26
at Minnesota 9/23/18	6
at NYJ 10/30/66	5
vs. Cleveland 12/12/04	-3
Last: vs. Las Vegas 9/17/23	0
vs. Chicago 10/07/79	22
vs. New England 12/6/21	3
Last: vs. New England 12/6/21	2
Last: vs. Arizona 9/8/24	0
Last: at Chargers 12/23/23	0
Last: at Miami 9/12/24	0
Last: at Miami 9/12/24	0
Last: vs. LA Rams 9/27/20	0
vs. Pittsburgh 9/25/88	22.0
Last: at NYJ 12/16/73	0



ALL-TIME RETURN TDS

ALL-TIME INTERCEPTION RETURN TDS

TOTAL INT TDS: 96 / RECORD WITH A INT TD: 66-21-4

Date	Player	Opponent	Yards	Result/Score
9/12/24	Ja'Marcus Ingram	@ MIA	31	W, 31-10
12/31/23	Rasul Douglas	v NE	40	W, 27-21
9/24/23	A.J. Epenesa	@ WAS	32	W, 37-3
9/19/22	Matt Milano	v TEN	43	W, 41-7
10/10/21	Micah Hyde	@ KC	26	W, 38-20
1/3/21	Josh Norman	v MIA	16	W, 56-26
12/13/20	Taron Johnson	v PIT	51	W, 26-15
12/24/17	Jordan Poyer	@ NE	19	L, 16-37
10/9/16	Nickell Robey-Coleman (2)	@ LAR	41	W, 30-19
10/25/15	Corey Graham	@ JAX	44	L, 31-34
9/27/15	Preston Brown	@ MIA	43	W, 41-14
11/17/13	Da'Norris Searcy	v NYJ	32	W, 37-14
10/20/13	Nickell Robey	@ MIA	19	W, 23-21
12/30/12	Bryan Scott (2)	v NYJ	20	W, 28-9
12/24/11	Jairus Byrd (2)	v DEN	37	W, 40-14
10/9/11	Nick Barnett	v PHI	31	W, 31-24
10/2/11	Bryan Scott	@ CIN	43	L, 20-23
9/25/11	Drayton Florence (2)	v NE	27	W, 34-31
1/2/11	Jairus Byrd	@ NYJ	37	L, 7-38
12/5/10	Drayton Florence	@ MIN	40	L, 14-38
9/20/09	Donte Whitner	v TAM	76	W, 33-20
9/14/09	Aaron Schobel	@ NEP	26	L, 24-25
11/23/08	Leodis McKelvin	@ KC	64	W, 54-31
11/2/08	Jabari Greer (2)	v NYJ	42	L, 17-26
9/28/08	Jabari Greer	@ STL	33	W, 31-14
10/08/07	George Wilson	v DAL	25	L, 24-25
10/08/07	Chris Kelsay	v DAL	EZ	L, 24-25
12/10/06	Nate Clements (5)	@ NYJ	58	W, 31-13
11/5/06	London Fletcher-Baker	v GB	17	W, 24-10
12/24/05	Terrence McGee	@ CIN	46	W, 37-27
1/2/05	Nate Clements (4)	v PIT	30	L, 24-29
12/19/04	Takeo Spikes (2)	@ CIN	62	W, 33-17
12/5/04	Pat Williams	@ MIA	20	W, 42-32
10/17/04	Takeo Spikes	v MIA	11	W, 20-13
9/21/03	Nate Clements (3)	@ MIA	54	L, 7-17
9/7/03	Sam Adams	v NEP	37	W, 31-0
10/22/02	Nate Clements (2)	@ MIA	29	W, 23-10
12/23/01	Brandon Spoon (2)	@ ATL	7	L, 30-33
12/9/01	Brandon Spoon	v CAR	44	W, 25-24
9/23/01	Nate Clements	@ IND	48	L, 26-42
10/29/00	Henry Jones (4)	v NYJ	45	W, 23-20
12/13/98	Gabe Northern	v OAK	40	W, 44-21
11/26/95	Cornelius Bennett	v NE	69	L, 25-35
9/10/95	Kurt Schulz	v CAR	32	W, 31-9
12/19/93	Mickey Washington	@ MIA	27	W, 47-34
10/24/93	Darryl Talley (2)	@ NYJ	61	W, 19-10
10/3/93	Henry Jones (3)	v NYG	85	W, 17-14
9/20/92	Henry Jones	v IND	23	W, 38-0
9/20/92	Henry Jones (2)	v IND	82	W, 38-0
9/8/91	Nate Odomes	v PIT	32	W, 52-34
11/4/90	Darryl Talley	@ CLE	60	W, 42-0
9/30/90	Leonard Smith	v DEN	39	W, 29-28
10/29/89	Kirby Jackson	v MIA	40	W, 31-17
10/30/88	Mark Kelso	v GB	78	W, 28-0
12/4/83	Mike Kennedy	@ KC	22	W, 14-9
12/7/80	Steve Freeman (3)	v LAR	47	W, 10-7
9/14/80	Jeff Nixon	v NYJ	50	W, 20-10
12/2/79	Steve Freeman (2)	v DEN	50	L, 16-19
9/9/79	Isiah Robertson	v CIN	23	W, 51-24
9/10/78	Charles Romes	v NYJ	85	L, 20-21
11/6/77	Doug Jones	@ NE	24	W, 24-14



ALL-TIME RETURN TDS

ALL-TIME INTERCEPTION RETURN TDS (CONTINUED)

TOTAL INT TDS: 96 / RECORD WITH A INT TD: 66-21-4

Date	Player	Opponent	Yards	Result/Score
10/3/76	Tony Greene (2)	v KC	101	W, 50-17
10/26/75	Steve Freeman	v MIA	30	L, 30-35
9/21/75	Pat Toomay	v NYJ	44	W, 42-14
11/3/74	Dave Washington	@ NE	72	W, 29-28
10/13/74	Neal Craig	@ BAL	55	W, 27-14
11/25/73	Dwight Harrison	@ BAL	31	W, 24-17
12/17/72	Alvin Wyatt	@ WAS	49	W, 24-17
11/5/72	Tony Greene	v MIA	39	L, 16-30
10/22/72	Ken Lee	@ MIA	16	L, 23-24
11/15/70	George "Butch" Byrd (5)	@ BAL	26	T, 17-17
11/1/70	Edgar Chandler	@ BOS	59	W, 45-10
9/28/69	George "Butch" Byrd (4)	v DEN	12	W, 41-28
11/24/68	Booker Edgerson (2)	@ DEN	35	L, 32-34
9/29/68	Tom Janik (5)	v NYJ	100	W, 37-35
9/29/68	George "Butch" Byrd (3)	v NYJ	53	W, 37-35
9/29/68	Booker Edgerson	v NYJ	45	W, 37-35
12/9/67	Tom Janik (4)	@ BOS	38	W, 44-16
12/9/67	Marty Schottenheimer	@ BOS	45	W, 44-16
11/5/67	Tom Janik (3)	v MIA	19	W, 35-13
12/18/66	Tom Janik (2)	v DEN	25	W, 38-21
11/20/66	Tom Janik	@ HOU	37	W, 42-20
9/25/66	Hagood Clarke	v HOU	66	W, 27-20
9/18/66	George "Butch" Byrd (2)	v MIA	60	W, 58-24
9/11/65	Charley Warner	v BOS	22	W, 24-7
9/26/64	George "Butch" Byrd	v SD	75	W, 30-3
9/13/64	Tom Sestak (2)	v KC	15	W, 34-17
9/22/63	Mike Stratton	v KC	26	T, 27-27
11/3/62	Leroy Moore	v BOS	3	T, 28-28
10/28/62	Tom Sestak	@ DEN	6	W, 45-38
10/7/62	Carl Charon	@ HOU	40	L, 14-17
11/19/61	Stew Barber	@ DEN	21	W, 23-10
12/11/60	Joe Hergert	@ HOU	29	L, 23-31
12/4/60	Jim Wagstaff	v BOS	40	W, 38-14
11/27/60	Mack Yoho	@ DEN	15	T, 38-38
11/20/60	Archie Matsos	@ LAC	20	W, 32-3

ALL-TIME BLOCKED PUNT TDS

TOTAL BLOCKED PUNT TDS: 9 / RECORD WITH A BLOCKED PUNT TD: 7-2

Date	Player	Opponent	Yards	Result/Score
11/24/2014	Manny Lawson	v NYJ	EZ	W, 38-3
12/19/2004	Jason Peters	@ CIN	EZ	W, 33-17
11/10/1996	Gabe Northern	@ PHI	18	W, 24-17
10/7/1990	James Williams	v LA RAI	38	W, 38-24
9/25/1988	Robb Riddick	v PIT	5	W, 36-28
12/8/1984	Stan David	@ NYJ	36	L, 17-21
10/5/1980	Lucius Sanford (2)	@ SD	EZ	W, 26-24
9/9/1979	Lucius Sanford	v CIN	3	W, 51-24
9/30/1962	Carl Charon	@ DLT	3	L, 21-41

ALL-TIME BLOCKED FIELD GOAL TDS

TOTAL BLOCKED FG TDS: 4 / RECORD WITH A BLOCKED FG TD: 3-1

Date	Player	Opponent	Yards	Result/Score
9/30/1990	Cornelius Bennett	v DEN	80	W, 29-28
9/24/1989	Mark Kelso	@ HOU	76	W, 47-41
9/2/1979	Charles Romes	v MIA	76	L, 7-9
11/13/1966	Jim Dunaway	v NYJ	72	W, 14-3



ALL-TIME RETURN TDS

ALL-TIME FUMBLE RETURN TDS

TOTAL FUMBLE RETURN TDS: 55 / RECORD WITH A INT TD: 32-23

Date	Player	Opponent	Yards	Result/Score
12/20/20	Jerry Hughes	@ DEN	21	W, 48-19
11/11/18	Jason Croom	@ NYJ	EZ	W, 41-10
10/29/17	Matt Milano	v OAK	40	W, 34-14
10/1/17	Tre'Davious White	@ ATL	52	W, 23-17
9/25/16	Aaron Williams	v ARI	53	W, 33-18
9/15/16	Nickell Robey-Coleman	v NYJ	36	L, 31-37
11/12/15	Duke Williams	@ NYJ	19	W, 22-17
11/30/14	Jerry Hughes	v CLE	18	W, 26-10
9/8/13	Da'Norris Searcy	v NE	74	L, 21-23
12/24/11	Spencer Johnson	v DEN	17	W, 40-14
12/11/11	Bryan Scott	@ SD	EZ	L, 10-37
11/21/10	Drayton Florence	@ CIN	27	W, 49-31
12/9/07	George Wilson	v MIA	20	W, 38-17
11/12/06	Terrence McGee	@ IND	68	L, 16-17
9/10/06	London Fletcher	@ NE	5	L, 17-19
12/14/03	Pat Williams	@ TEN	28	L, 26-28
9/15/02	Ron Edwards	@ MIN	EZ	W, 45-39
11/12/00	Daryl Porter	v CHI	23	W, 20-3
10/15/00	Jerry Ostroski	v SDC	EZ	W, 27-24
10/4/99	Gabe Northern	@ MIA	59	W, 23-18
12/13/98	Phil Hansen	v OAK	13	W, 44-21
11/17/96	David White	v CIN	12	W, 31-17
9/17/95	Carwell Gardner	v IND	EZ	W, 20-14
9/11/94	Mike Lodish (2)	@ NE	EZ	W, 38-35
12/19/93	Nate Odomes (2)	@ MIA	25	W, 47-34
9/27/92	Mike Lodish	@ NE	18	W, 41-7
11/18/91	Cornelius Bennett	@ MIA	6	W, 47-21
10/7/90	Nate Odomes	v LA RAI	49	W, 38-24
10/30/88	Leon Seals	v GB	7	W, 28-0
12/20/87	Sean McNanie	v NEP	14	L, 7-13
12/13/87	Bruce Smith	@ IND	EZ	W, 27-3
11/15/87	Mark Kelso	@ CLE	56	L, 21-27
10/19/86	Rodney Bellinger	v IND	15	W, 24-13
9/14/86	Pete Metzelaars	@ CIN	EZ	L, 33-36
12/15/85	Don Wilson	@ PIT	61	L, 24-30
11/4/84	Chris Keating	v CLE	34	L, 10-13
10/14/84	Lucius Sanford	@ SEA	46	L, 28-31
9/25/83	Dave Kilson (R)	v HOU	87	W, 30-13
11/21/82	Joe Ferguson	v MIA	1	L, 7-9
9/23/79	Fred Smerlas (R)	v NYJ	13	W, 46-31
9/25/77	Bo Cornell	@ DEN	22	L, 6-26
11/21/76	John Holland	v SDC	EZ	L, 13-34
9/28/75	Mike Kadish	@ PIT	26	W, 30-21
12/15/74	Ahmad Rashad (2)	@ LAR	EZ	L, 14-19
11/17/74	Dave Washington	@ MIA	42	L, 28-35
9/22/74	Ahmad Rashad	v MIA	EZ	L, 16-24
11/14/71	Robert James	@ NEP	2	L, 33-38
11/30/69	Booker Edgerson	v CIN	10	W, 16-13
12/24/67	Tom Sestak	@ OAK	EZ	L, 21-28
12/18/66	Mike Stratton	v DEN	22	W, 38-21
10/17/65	George Saimes	@ KC	18	W, 23-7
11/15/64	Joe Auer	v BOS	18	L, 28-36
9/28/63	Carl Charon	v HOU	23	L, 20-31
12/10/61	Don McDonald	@ SDC	24	L, 10-28
11/12/61	Ed Muelhaupt	@ DLT	7	W, 30-20
10/15/61	Richie Lucas	v DLT	20	W, 27-24



ALL-TIME RETURN TDS

ALL-TIME KICKOFF RETURN TDS

TOTAL KICKOFF RETURN TDS: 28 / RECORD WITH A KICKOFF RETURN TD: 18-8-1

Date	Player	Opponent	Yards	Result/Score
1/8/23	Nyheim Hines (2)	v NE	101	W, 35-23
1/8/23	Nyheim Hines	v NE	96	W, 35-23
10/20/19	Micah Hyde	v MIA	45	W, 31-21
9/14/14	C.J. Spiller (2)	v MIA	102	W, 29-10
10/21/12	Brad Smith	v TEN	89	L, 34-35
9/26/10	C.J. Spiller	@ NEP	95	L, 30-38
11/17/08	Leodis McKelvin	v CLE	98	L, 27-29
10/8/07	Terrence McGee (5)	v DAL	103	L, 24-25
12/24/05	Terrence McGee (4)	@ CIN	99	W, 37-27
12/5/04	Terrence McGee (3)	@ MIA	104	W, 42-32
10/31/04	Terrence McGee (2)	v ARI	87	W, 38-14
10/3/04	Terrence McGee	v NEP	98	L, 17-31
9/15/02	Charlie Rogers	@ MIN	90	W, 45-39
12/19/99	Henry Jones	@ ARI	37	W, 31-21
11/24/96	Eric Moulds	v NYJ	97	W, 35-10
12/8/91	Al Edwards	@ RAI	91	W, 30-27
9/24/78	Curtis Brown	v BAL	102	W, 24-17
12/9/73	Wallace Francis (2)	v NEP	90	W, 37-13
10/7/73	Wallace Francis	v PHI	101	W, 27-26
11/1/70	Greg Jones	@ BOS	52	W, 45-10
10/4/70	O.J. Simpson	v NYJ	95	W, 34-31
9/22/68	Max Anderson	@ CIN	100	L, 23-34
10/30/66	Charley Warner (3)	@ NYJ	95	W, 33-23
12/19/65	Charley Warner (2)	@ NYJ	87	L, 12-14
11/7/65	Charley Warner	@ BOS	102	W, 23- 7
11/3/62	Elbert Dubenion	v BOS	93	T, 28-28
9/9/62	Art Baker	v HOU	100	L, 23-28
9/17/61	Fred Brown	v NYT	93	W, 41-31

ALL-TIME PUNT RETURN TDS

TOTAL PUNT RETURN TDS: 26 / RECORD WITH A PUNT RETURN TD: 13-13

Date	Player	Opponent	Yards	Result/Score
1/7/24	Deonte Harty	@ MIA	96	W, 21-14
1/3/21	Isaiah McKenzie	v MIA	84	W, 56-26
12/14/14	Marcus Thigpen	v GBY	75	W, 21-13
11/15/12	Leodis McKelvin (3)	v MIA	79	W, 19-14
9/16/12	Leodis McKelvin (2)	v KCY	88	W, 35-17
12/24/11	Leodis McKelvin	v DEN	80	W, 40-14
9/9/07	Roscoe Parrish (2)	v DEN	74	L, 14-15
9/7/07	Roscoe Parrish (3)	v SEA	63	W, 34-10
11/26/06	Roscoe Parrish	v JAX	82	W, 27-24
11/21/04	Nate Clements (2)	v STL	86	W, 37-17
11/14/04	Jonathan Smith	@ NEP	70	L, 6-29
11/4/01	Nate Clements	v IND	66	L, 14-30
9/5/93	Russell Copeland	v NEP	47	W, 38-14
11/2/86	Ron Pitts	@ TAM	49	L, 28-34
10/14/84	Don Wilson	@ SEA	65	L, 28-31
10/15/78	Keith Moody (3)	@ HOU	82	L, 10-17
11/13/77	John Kimbrough	v BAL	73	L, 13-31
10/23/77	Keith Moody (2)	v CLE	91	L, 16-27
10/10/76	Keith Moody	@ NYJ	67	L, 14-17
12/16/73	Bill Cahill	@ NYJ	51	W, 34-14
11/14/71	Ike Hill	@ NEP	68	L, 33-38
10/31/71	Alvin Wyatt	v STL	61	L, 23-28
11/3/68	Hagood Clarke (2)	@ NYJ	82	L, 21-25
9/18/66	George "Butch" Byrd	v MIA	72	W, 58-24
9/11/66	Ed Rutkowski	v KCY	73	L, 20-42
9/26/64	Hagood Clarke	v SDC	53	W, 30- 3



BEST PLAYOFF PERFORMANCES

SCORING

MOST TOUCHDOWNS SCORED

4 Gabe Davis 1/23/22 at Kansas City

MOST FIELD GOALS

5 Steve Christie 1/17/93 at Miami

LONGEST FIELD GOAL

54 Steve Christie 1/30/94 vs. Dallas

RUSHING

MOST RUSHING ATTEMPTS

33 Thurman Thomas 1/23/94 vs. Kansas City

MOST RUSHING YARDS

186 Thurman Thomas 1/23/94 vs. Kansas City

MOST RUSHING TOUCHDOWNS

4 Kenneth Davis 1/20/91 vs. L.A. Raiders
Thurman Thomas 1/23/94 vs. Kansas City

LONGEST RUN FROM SCRIMMAGE

52 Josh Allen 1/15/24 vs. Pittsburgh

PASSING

MOST PASS ATTEMPTS

58 Jim Kelly 1/26/92 vs. Washington

MOST PASSES COMPLETED

31 Jim Kelly 1/30/94 vs. Dallas

MOST PASSING YARDS

405 Jim Kelly 1/6/90 at Cleveland

MOST TOUCHDOWN PASSES

5 Josh Allen 1/15/22 vs. New England

LONGEST PASS COMPLETION

93 Daryle Lamonica (to Elbert Dubenion)
12/28/63 vs. Boston

RECEIVING

MOST RECEPTIONS

13 Thurman Thomas 1/6/90 at Cleveland

MOST RECEIVING YARDS

240 Eric Moulds 1/2/99 at Miami (WC)

MOST TOUCHDOWN RECEPTIONS

4 Gabe Davis 1/23/22 at Kansas City

INTERCEPTIONS

MOST INTERCEPTIONS

2 Bill Simpson 12/27/81 at N.Y. Jets
Darryl Talley 1/20/91 vs. L.A. Raiders
Kirby Jackson 1/5/92 vs. Kansas City

LONGEST INTERCEPTION RETURN

49 Rufus Bess 12/27/81 at N.Y. Jets (No TD)

MISCELLANEOUS

MOST PUNTS

8 Colton Schmidt 1/7/18 at Jacksonville
Daryle Lamonica 12/28/63 vs. Boston
Paul Maguire 1/1/67 vs. Kansas City
Chris Mohr 1/12/92 vs. Denver
Chris Mohr 1/8/00 at Tennessee

LONGEST PUNT

64 Paul Maguire 12/26/64 vs. San Diego

LONGEST KICKOFF RETURN

67 Steve Tasker 1/15/94 vs. L.A. Raiders

LONGEST PUNT RETURN

74 George "Butch" Byrd 12/26/65 at San Diego

LONGEST FUMBLE RETURN FOR TD

26 Charles Rome 12/27/81 at N.Y. Jets



SINGLE-GAME TEAM PLAYOFF RECORDS

SCORING

MOST POINTS SCORED

51 1/20/91 vs. LA Raiders

MOST POINTS ALLOWED

52 1/31/93 vs. Dallas

MOST POINTS, BOTH TEAMS

79 Buffalo 41, Houston 38
(OT) 1/3/93

FEWEST POINTS, BOTH TEAMS

13 Jacksonville 10, Bills 3
1/7/18

MOST DECISIVE VICTORY

48 Buffalo 51, L.A. Raiders 3
1/20/91

MOST DECISIVE LOSS

35 Dallas 52, Buffalo 17
1/31/93

LARGEST COMEBACK

32 Buffalo 41, Houston 38
(OT) 1/3/93

TOUCHDOWNS

MOST SCORED

7 1/15/22 vs. New England
1/20/91 vs. L.A. Raiders

MOST ALLOWED

7 1/31/93 vs. Dallas

MOST SCORED BY RUSHING

4 1/20/91 vs. L.A. Raiders

MOST ALLOWED BY RUSHING

3 12/22/74 at Pittsburgh
1/3/82 at Cincinnati
1/6/96 at Pittsburgh

MOST SCORED BY PASSING

5 1/15/22 vs. New England

MOST ALLOWED BY PASSING

4 1/3/93 vs. Houston
1/31/93 vs. Dallas

KICKING

MOST FIELD GOALS MADE

5 1/17/93 at Miami

MOST FIELD GOALS ALLOWED

4 12/28/63 vs. Boston
1/6/96 at Pittsburgh (AD)
12/28/96 vs. Jacksonville

TOTAL YARDS

MOST YARDS GAINED

536 12/30/95 vs. Miami

FEWEST YARDS GAINED

181 1/8/89 at Cincinnati

MOST YARDS ALLOWED

502 12/30/95 vs. Miami

FEWEST YARDS ALLOWED

194 1/8/00 at Tennessee

FIRST DOWNS

MOST, TOTAL

30 1/20/91 vs. L.A. Raiders
1/23/94 vs. Kansas City

MOST ALLOWED, TOTAL

30 1/22/23 vs. Cincinnati

FEWEST, TOTAL

9 1/1/67 vs. Kansas City

FEWEST ALLOWED, TOTAL

12 12/26/65 at San Diego

MOST BY RUSHING

18 12/30/95 vs. Miami

MOST ALLOWED BY RUSHING

18 12/22/74 at Pittsburgh

MOST BY PASSING

20 1/6/90 at Cleveland

MOST ALLOWED BY PASSING

20 12/30/95 vs. Miami

MOST BY PENALTY

4 1/7/18 at Jacksonville
1/5/92 vs. Kansas City
1/31/93 vs. Dallas
1/15/94 vs. L.A. Raiders
1/23/94 vs. Kansas City

MOST ALLOWED BY PENALTY

5 1/2/99 at Miami

RUSHING

MOST ATTEMPTS

52 12/30/95 vs. Miami

MOST ATTEMPTS ALLOWED

51 12/22/74 at Pittsburgh

MOST YARDS GAINED

341 12/30/95 vs. Miami

FEWEST YARDS GAINED

7 12/28/63 vs. Boston

MOST YARDS ALLOWED

235 12/22/74 at Pittsburgh

FEWEST YARDS ALLOWED

33 1/17/93 at Miami



SINGLE-GAME TEAM PLAYOFF RECORDS

PASSING

MOST ATTEMPTS

59 1/26/92 vs. Washington

FEWEST ATTEMPTS

20 12/26/64 vs. San Diego
12/26/65 at San Diego

MOST ATTEMPTS ALLOWED

66 12/30/95 vs. Miami

FEWEST ATTEMPTS ALLOWED

20 1/8/89 at Cincinnati
1/15/94 vs. L.A. Raiders

MOST COMPLETIONS

38 at Miami 10/9/83
at Denver 12/7/14

FEWEST COMPLETIONS

9 12/26/65 at San Diego

MOST COMPLETIONS ALLOWED

36 1/3/93 vs. Houston

FEWEST COMPLETIONS ALLOWED

11 1/8/89 at Cincinnati

MOST YARDS GAINED

404 1/6/90 at Cleveland

FEWEST YARDS GAINED

97 1/8/00 at Tennessee

MOST YARDS ALLOWED

432 12/30/95 vs. Miami

FEWEST YARDS ALLOWED

55 1/8/00 at Tennessee

PENALTIES

MOST PENALTIES

10 1/8/00 at Tennessee

FEWEST PENALTIES

1 1/30/94 vs. Dallas

MOST PENALTIES BY OPPONENT

10 1/5/92 vs. Kansas City

FEWEST PENALTIES BY OPPONENT

2 12/22/74 at Pittsburgh
1/20/91 vs. L.A. Raiders
1/9/93 at Pittsburgh
1/8/00 at Tennessee

MOST YARDS PENALIZED

100 12/28/63 vs. Boston

FEWEST YARDS PENALIZED

0 1/23/94 vs. Kansas City
1/30/94 vs. Dallas

MOST YARDS PENALIZED, OPPONENT

82 1/26/92 vs. Washington

FEWEST YARDS PENALIZED, OPPONENT

10 12/22/74 at Pittsburgh

FUMBLES

MOST LOST

5 1/31/93 vs. Dallas

MOST RECOVERED

3 1/17/93 at Miami

INTERCEPTIONS

MOST THROWN

4 12/28/63 vs. Boston
12/27/81 at N.Y. Jets
1/26/92 vs. Washington
1/31/93 vs. Dallas

MOST INTERCEPTED

6 1/20/91 vs. L.A. Raiders

TOTAL TURNOVERS

MOST COMMITTED

9 1/31/93 vs. Dallas
(5 fumbles, 4 interceptions)

MOST FORCED BY DEFENSE

7 1/20/91 vs. L.A. Raiders
(1 fumble, 6 interceptions)

SACKS

MOST SACKS MADE

9 1/1/67 vs. Kansas City

MOST SACKS ALLOWED

6 1/8/00 at Tennessee

RETURNS

MOST PUNT RETURNS

5 1/7/18 at Jacksonville
1/1/67 vs. Kansas City
1/23/94 vs. Kansas City
12/28/96 vs. Jacksonville

MOST PUNT RETURN YARDS

87 12/26/65 at San Diego

MOST KICK RETURNS

8 1/6/96 at Pittsburgh

MOST KICK RETURN YARDS

172 12/28/96 vs. Jacksonville



ALL-TIME SERIES

BILLS-49ERS (7-6)

REGULAR SEASON: 7-6

PLAYOFFS (BOLDED): 0-0

HOME: 3-3

ROAD: 4-3

Date	Result	Site	Score	Date	Result	Site	Score	Date	Result	Site	Score
09/24/1972	W	BUF	27-20	12/03/1995	L	SF	17-27	10/07/2012	L	SF	3-45
12/21/1980	W	SF	18-13	10/04/1998	W	BUF	26-21	10/16/2016	W	BUF	45-16
12/11/1983	L	BUF	10-23	12/02/2001	L	SF	0-35	12/07/2020	W	ARIZONA	34-24
12/17/1989	L	SF	10-21	12/26/2004	W	SF	41-7				
09/13/1992	W	SF	34-31	11/30/2008	L	BUF	3-10				

BILLS-BEARS (6-8)

REGULAR SEASON: 6-8

PLAYOFFS (BOLDED): 0-0

HOME: 4-3

ROAD: 2-5

Date	Result	Site	Score	Date	Result	Site	Score	Date	Result	Site	Score
11/22/1970	L	CHI	13-31	10/2/1994	L	CHI	13-20	11/7/2010	L	TORONTO	19-22
10/27/1974	W	BUF	16-6	12/7/1997	L	CHI	3-20	9/7/2014	W	CHI	23-20
10/7/1979	L	BUF	0-7	11/12/2000	W	BUF	20-3	11/4/2018	L	BUF	9-41
10/2/1988	L	CHI	3-24	9/29/2002	W	BUF	33-27	12/24/2022	W	CHI	35-13
9/29/1991	W	BUF	35-20	10/8/2006	L	CHI	7-40				

BILLS-BENGALS (17-17)

REGULAR SEASON: 17-14

PLAYOFFS (BOLDED): 0-3

HOME: 10-6

ROAD: 7-11

Date	Result	Site	Score	Date	Result	Site	Score	Date	Result	Site	Score
9/22/1968	L	CIN	23-34	11/3/1985	L	BUF	17-23	11/4/2007	W	BUF	33-21
12/31/1969	W	BUF	16-13	9/14/1986	L	CIN	33-36	11/21/2010	W	CIN	49-31
11/8/1970	L	BUF	14-43	11/27/1988	L	CIN	21-35	10/2/2011	L	CIN	20-23
11/11/1973	L	BUF	13-16	1/8/1989	L	CIN	10-21	10/13/2013	L	BUF	24-27
11/17/1975	L	CIN	24-33	11/26/1989	W	BUF	24-7	10/18/2015	L	BUF	21-34
10/22/1978	W	BUF	5-0	10/21/1991	W	BUF	35-16	11/20/2016	W	CIN	16-12
9/9/1979	W	BUF	51-24	11/17/1996	W	BUF	31-17	10/8/2017	L	CIN	16-20
11/16/1980	W	CIN	14-0	12/6/1998	W	CIN	33-20	9/22/2019	W	BUF	21-17
9/27/1981	L	CIN	24-27	12/29/2002	W	BUF	27-9	01/22/2023	L	BUF	10-27
1/3/1982	L	CIN	21-28	10/5/2003	W	BUF	22-16	11/05/2023	L	CIN	18-24
9/11/1983	W	CIN	10-6	12/19/2004	W	CIN	33-17				
12/16/1984	L	CIN	21-52	12/24/2005	W	CIN	37-27				

BILLS-BRONCOS (23-17-1)

REGULAR SEASON: 22-17-1

PLAYOFFS (BOLDED): 1-0

HOME: 15-12

ROAD: 8-5-1

Date	Result	Site	Score	Date	Result	Site	Score	Date	Result	Site	Score
9/18/1960	L	BUF	21-27	11/19/1967	L	BUF	20-21	9/26/1994	W	BUF	27-20
11/27/1960	T	DEN	38-38	11/24/1968	L	DEN	32-34	9/3/1995	L	DEN	7-22
9/10/1961	L	BUF	10-22	12/31/1969	W	BUF	41-28	9/27/1997	L	BUF	20-23
11/19/1961	W	DEN	23-10	9/20/1970	L	BUF	10-25	9/22/2002	L	DEN	23-28
9/15/1962	L	BUF	20-23	10/5/1975	W	BUF	38-14	12/17/2005	L	BUF	17-28
10/28/1962	W	DEN	45-38	9/25/1977	L	DEN	6-26	9/9/2007	L	BUF	14-15
11/3/1963	W	DEN	30-28	12/2/1979	L	BUF	16-19	12/21/2008	W	DEN	30-23
11/9/1963	W	BUF	27-17	10/25/1981	W	BUF	9-7	12/24/2011	W	BUF	40-14
9/20/1964	W	BUF	30-13	10/21/1984	L	BUF	7-37	12/7/2014	L	DEN	17-24
12/13/1964	W	DEN	30-19	11/8/1987	W	BUF	21-14	9/24/2017	W	BUF	26-16
9/19/1965	W	DEN	30-15	9/18/1989	L	BUF	14-28	11/24/2019	W	BUF	20-3
10/24/1965	W	BUF	31-13	9/30/1990	W	BUF	29-28	12/20/2020	W	DEN	48-19
12/18/1966	W	BUF	38-21	1/12/1992	W	BUF	10-7	11/13/2023	L	BUF	22-24
10/8/1967	W	DEN	17-16	12/12/1992	W	BUF	27-17				



ALL-TIME SERIES

BILLS-BROWNS (10-13)

REGULAR SEASON: 10-12

PLAYOFFS (BOLDED): 0-1

HOME: 6-5

ROAD: 4-8

Date	Result	Site	Score	Date	Result	Site	Score	Date	Result	Site	Score
11/26/1972	L	CLE	10-27	11/15/1987	L	CLE	21-27	12/12/2010	W	BUF	13-6
11/24/1974	W	CLE	15-10	1/6/1990	L	CLE	30-34	9/23/2012	W	CLE	24-14
10/23/1977	L	BUF	16-27	11/4/1990	W	CLE	42-0	10/3/2013	L	CLE	24-37
10/29/1978	L	CLE	20-41	10/2/1995	W	CLE	22-19	11/30/2014	W	BUF	26-10
11/1/1981	W	BUF	22-13	12/12/2004	W	BUF	37-7	12/18/2016	W	BUF	33-13
11/4/1984	L	BUF	10-13	12/16/2007	L	CLE	0-8	11/10/2019	L	CLE	16-19
11/17/1985	L	CLE	7-17	11/17/2008	L	BUF	27-29	11/20/2022	W	DET	31-23
12/7/1986	L	BUF	17-21	10/11/2009	L	BUF	3-6				

BILLS-BUCCANEERS (5-8)

REGULAR SEASON: 5-8

PLAYOFFS (BOLDED): 0-0

HOME: 3-0

ROAD: 2-8

Date	Result	Site	Score	Date	Result	Site	Score	Date	Result	Site	Score
09/26/1976	W	TB	14-9	09/22/1991	W	TB	17-10	10/22/2017	W	BUF	30-27
11/19/1978	L	TB	10-31	11/26/2000	L	TB	17-31	12/12/2021	L	TB	27-31
12/19/1982	L	TB	23-24	09/18/2005	L	TB	3-19	10/26/2023	W	BUF	24-18
11/02/1986	L	TB	28-34	09/20/2009	W	BUF	33-20				
12/04/1988	L	TB	5-10	12/08/2013	L	TB	6-27				

BILLS-CARDINALS (8-5)

REGULAR SEASON: 8-5

PLAYOFFS (BOLDED): 0-0

HOME: 5-1

ROAD: 3-4

Date	Result	Site	Score	Date	Result	Site	Score	Date	Result	Site	Score
10/31/1971	L	BUF	23-28	11/11/1990	W	BUF	45-14	09/25/2016	W	BUF	33-18
11/27/1975	W	STL	32-14	12/19/1999	W	ARZ	31-21	11/15/2020	L	ARZ	30-32
11/15/1981	L	STL	0-24	10/31/2004	W	BUF	38-14	09/08/2024	W	BUF	34-28
09/09/1984	L	STL	7-37	10/05/2008	L	ARZ	17-41				
09/21/1986	W	BUF	17-10	10/14/2012	W	ARZ	19-16				

BILLS-CHARGERS (14-25-2)

REGULAR SEASON: 12-24-2

PLAYOFFS (BOLDED): 2-1

HOME: 7-11-1

ROAD: 7-14-1

Date	Result	Site	Score	Date	Result	Site	Score	Date	Result	Site	Score
10/02/1960	L	BUF	10-24	09/04/1966	L	SD	7-27	09/06/1998	L	SD	14-16
11/20/1960	W	LA	32-3	10/16/1966	T	BUF	17-17	10/15/2000	W	BUF	27-24
09/30/1961	L	BUF	11-19	10/01/1967	L	BUF	17-37	10/28/2001	L	SD	24-27
12/10/1961	L	SD	10-28	11/17/1968	L	BUF	6-21	12/15/2002	W	BUF	20-13
10/13/1962	W	BUF	35-10	12/31/1969	L	SD	6-45	11/20/2005	L	SD	10-48
11/11/1962	W	SD	40-20	10/23/1971	L	SD	3-20	12/03/2006	L	BUF	21-24
09/08/1963	L	SD	10-14	09/23/1973	L	SD	7-34	10/19/2008	W	BUF	23-14
11/17/1963	L	BUF	13-23	11/21/1976	L	BUF	13-34	12/11/2011	L	SD	10-37
09/26/1964	W	BUF	30-3	09/16/1979	L	SD	19-27	09/21/2014	L	BUF	10-22
11/26/1964	W	SD	27-24	10/05/1980	W	SD	26-24	11/19/2017	L	LA	24-54
12/26/1964	W	BUF	20-7	01/03/1981	L	SD	14-20	09/16/2018	L	BUF	20-31
10/10/1965	L	BUF	3-34	12/06/1981	W	SD	28-27	11/29/2020	W	BUF	27-17
11/25/1965	T	SD	20-20	09/08/1985	L	BUF	9-14	12/23/23	W	LA	24-22
12/26/1965	W	SD	23-0	12/01/1985	L	SD	7-40				



ALL-TIME SERIES

BILLS-CHIEFS (29-25-1)

REGULAR SEASON: 27-21-1

PLAYOFFS (BOLDED): 2-4

HOME: 14-10-1

ROAD: 15-15

Date	Result	Site	Score	Date	Result	Site	Score	Date	Result	Site	Score
11/06/1960	L	BUF	28-45	12/19/1971	L	KC	9-22	11/13/2005	W	BUF	14-3
12/18/1960	L	DAL	7-24	10/29/1973	W	BUF	23-14	11/23/2008	W	KC	54-31
10/15/1961	W	BUF	27-24	10/03/1976	W	BUF	50-17	12/13/2009	W	KC	16-10
11/12/1961	W	DAL	30-20	10/01/1978	W	BUF	28-13	10/31/2010	L	KC	10-13
09/30/1962	L	DAL	21-41	12/03/1978	L	KC	10-14	09/11/2011	W	KC	41-7
12/02/1962	W	BUF	23-14	09/12/1982	W	BUF	14-9	09/16/2012	W	BUF	35-17
09/22/1963	T	BUF	27-27	12/04/1983	W	KC	14-9	11/03/2013	L	BUF	13-23
10/13/1963	W	KC	35-26	09/28/1986	L	BUF	17-20	11/09/2014	L	BUF	13-17
09/13/1964	W	BUF	34-17	11/30/1986	W	KC	17-14	11/29/2015	L	KC	22-30
10/18/1964	W	KC	35-22	10/07/1991	L	KC	6-33	11/26/2017	W	KC	16-10
10/17/1965	W	KC	23-7	01/05/1992	W	BUF	37-14	10/19/2020	L	BUF	17-26
12/12/1965	W	BUF	34-25	11/28/1993	L	KC	7-23	01/24/2021	L	KC	24-38
09/11/1966	L	BUF	20-42	01/23/1994	W	BUF	30-13	10/10/2021	W	KC	38-20
10/02/1966	W	KC	29-14	10/30/1994	W	BUF	44-10	01/23/2022	L	KC	36-42
01/01/1967	L	BUF	7-31	12/22/1996	W	BUF	20-9	10/16/2022	W	KC	24-20
12/03/1967	L	KC	13-23	09/14/1997	L	KC	16-22	12/10/2023	W	KC	20-17
10/05/1968	L	BUF	7-18	11/19/2000	W	KC	21-17	01/21/2024	L	BUF	24-27
12/31/1969	L	KC	19-22	11/17/2002	L	KC	16-17				
12/31/1969	L	BUF	7-29	10/26/2003	L	KC	5-38				

BILLS-COLTS (38-33-1)

REGULAR SEASON: 37-33-1

PLAYOFFS (BOLDED): 1-0

HOME: 23-14

ROAD: 14-19-1

Date	Result	Site	Score	Date	Result	Site	Score	Date	Result	Site	Score
11/15/1970	T	BAL	17-17	09/18/1983	W	BUF	28-23	09/17/1995	W	BUF	20-14
12/13/1970	L	BUF	14-20	10/16/1983	W	BAL	30-7	11/05/1995	W	IND	16-10
10/10/1971	L	BUF	0-43	09/30/1984	L	IND	17-31	10/06/1996	W	BUF	16-13
12/05/1971	L	BAL	0-24	12/02/1984	W	BUF	21-15	12/01/1996	L	IND	10-13
10/01/1972	L	BUF	0-17	10/06/1985	L	IND	17-49	09/21/1997	W	BUF	37-35
12/03/1972	L	BAL	7-35	10/20/1985	W	BUF	21-9	10/20/1997	W	IND	9-6
10/14/1973	W	BUF	31-13	10/19/1986	W	BUF	24-13	10/11/1998	W	IND	31-24
11/25/1973	W	BAL	24-17	12/14/1986	L	IND	14-24	11/22/1998	W	BUF	34-11
10/13/1974	W	BAL	27-14	10/04/1987	L	BUF	6-47	09/12/1999	L	IND	14-31
12/01/1974	W	BUF	6-0	12/13/1987	W	IND	27-3	01/02/2000	W	BUF	31-6
10/12/1975	W	BAL	38-31	10/09/1988	W	BUF	34-23	10/01/2000	L	BUF	16-18
11/09/1975	L	BUF	35-42	12/18/1988	L	IND	14-17	12/11/2000	L	IND	20-44
10/17/1976	L	BUF	13-31	10/08/1989	L	IND	14-37	09/23/2001	L	IND	26-42
12/12/1976	L	BAL	20-58	11/12/1989	W	BUF	30-7	11/04/2001	L	BUF	14-30
10/02/1977	L	BAL	14-17	09/09/1990	W	BUF	26-10	11/23/2003	L	BUF	14-17
11/13/1977	L	BUF	13-31	12/09/1990	W	IND	31-7	11/12/2006	L	IND	16-17
09/24/1978	W	BUF	24-17	10/13/1991	W	BUF	42-6	01/03/2010	W	BUF	30-7
12/17/1978	W	BAL	21-14	12/15/1991	W	IND	35-7	11/25/2012	L	IND	13-20
09/30/1979	W	BAL	31-13	09/20/1992	W	BUF	38-0	09/13/2015	W	BUF	27-14
10/21/1979	L	BUF	13-14	11/29/1992	L	IND	13-16	12/10/2017	W	BUF	13-7
10/12/1980	L	BUF	12-17	11/21/1993	W	BUF	23-9	10/21/2018	L	IND	5-37
11/30/1980	L	BAL	24-28	01/02/1994	W	IND	30-10	01/09/2021	W	BUF	27-24
09/13/1981	W	BAL	35-3	10/16/1994	L	BUF	17-27	11/21/2021	L	BUF	15-41
11/28/1982	W	BUF	20-0	12/24/1994	L	IND	9-10				

BILLS-COMMANDERS (11-6)

REGULAR SEASON: 11-5

PLAYOFFS (BOLDED): 0-1

HOME: 7-2

ROAD: 4-3

Date	Result	Site	Score	Date	Result	Site	Score	Date	Result	Site	Score
12/17/1972	W	WAS	24-17	11/01/1993	W	BUF	24-10	11/03/2019	W	BUF	24-9
12/04/1977	L	BUF	0-10	11/03/1996	W	BUF	38-13	09/26/2021	W	BUF	43-21
11/29/1981	W	BUF	21-14	11/07/1999	W	WAS	34-17	09/24/2023	W	WAS	37-3
11/25/1984	L	WAS	14-41	10/19/2003	W	BUF	24-7				
11/01/1987	L	BUF	7-27	12/02/2007	W	WAS	17-16				
12/30/1990	L	WAS	14-29	10/30/2011	W	TORONTO	23-0				
01/26/1992	L	BUF	24-37	12/20/2015	L	WAS	25-35				



ALL-TIME SERIES

BILLS-COWBOYS (6-8)

REGULAR SEASON: 6-6

PLAYOFFS (BOLDED): 0-2

HOME: 4-2

ROAD: 2-4

Date	Result	Site	Score	Date	Result	Site	Score	Date	Result	Site	Score
09/19/1971	L	BUF	37-49	09/12/1993	W	DAL	13-10	11/13/2011	L	DAL	7-44
11/15/1976	L	DAL	10-17	01/30/1994	L	ATL	13-30	12/27/2015	W	BUF	16-6
11/09/1981	L	DAL	14-27	09/22/1996	W	BUF	10-7	11/28/2019	W	DAL	26-15
11/18/1984	W	BUF	14-3	11/09/2003	L	DAL	6-10	12/17/2023	W	BUF	31-10
01/31/1993	L	LA	17-52	10/08/2007	L	BUF	24-25				

BILLS-DOLPHINS (59-62-1)

REGULAR SEASON: 55-61-1

PLAYOFFS (BOLDED): 4-1

HOME: 35-26

ROAD: 24-36-1

Date	Result	Site	Score	Date	Result	Site	Score	Date	Result	Site	Score
9/18/1966	W	BUF	58-24	11/16/1986	L	BUF	24-34	10/9/2005	W	BUF	20-14
11/6/1966	W	MIA	29-0	10/25/1987	W	MIA	34-31	12/4/2005	L	MIA	23-24
11/5/1967	W	BUF	35-13	11/29/1987	W	BUF	27-0	09/17/2006	W	MIA	16-6
11/26/1967	L	MIA	14-17	9/11/1988	W	BUF	9-6	12/17/2006	W	BUF	21-0
10/12/1968	T	MIA	14-14	11/14/1988	W	MIA	31-6	11/11/2007	W	MIA	13-10
11/10/1968	L	BUF	17-21	9/10/1989	W	MIA	27-24	12/9/2007	W	BUF	38-17
12/31/1969	L	MIA	6-24	10/29/1989	W	BUF	31-17	10/26/2008	L	MIA	16-25
12/31/1969	W	BUF	28-3	9/16/1990	L	MIA	7-30	12/7/2008	L	TORONTO	3-16
10/18/1970	L	BUF	14-33	12/23/1990	W	BUF	24-14	10/4/2009	L	MIA	10-38
12/20/1970	L	MIA	7-45	1/12/1991	W	BUF	44-34	11/29/2009	W	BUF	31-14
9/26/1971	L	BUF	14-29	9/1/1991	W	BUF	35-31	09/12/2010	L	BUF	10-15
11/7/1971	L	MIA	0-34	11/18/1991	W	MIA	41-27	12/19/2010	W	MIA	17-14
10/22/1972	L	MIA	23-24	10/4/1992	L	BUF	10-37	11/20/2011	L	MIA	8-35
11/5/1972	L	BUF	16-30	11/16/1992	W	MIA	26-20	12/18/2011	L	BUF	23-30
10/21/1973	L	MIA	6-27	1/17/1993	W	MIA	29-10	11/15/2012	W	BUF	19-14
11/18/1973	L	BUF	0-17	9/26/1993	L	BUF	13-22	12/23/2012	L	MIA	10-24
9/22/1974	L	BUF	16-24	12/19/1993	W	MIA	47-34	10/20/2013	W	MIA	23-21
11/17/1974	L	MIA	28-35	10/9/1994	W	BUF	21-11	12/22/2013	W	BUF	19-0
10/26/1975	L	BUF	30-35	12/4/1994	W	MIA	42-31	09/14/2014	W	BUF	29-10
12/7/1975	L	MIA	21-31	12/30/1995	W	BUF	37-22	11/13/2014	L	MIA	9-22
9/13/1976	L	BUF	21-30	10/29/1995	L	MIA	6-23	09/27/2015	W	MIA	41-14
12/5/1976	L	MIA	27-45	12/17/1995	W	BUF	23-20	11/8/2015	W	BUF	33-17
9/18/1977	L	BUF	0-13	10/13/1996	L	BUF	7-21	10/23/2016	L	MIA	25-28
12/17/1977	L	MIA	14-31	12/16/1996	L	MIA	14-16	12/24/2016	L	BUF	31-34
9/17/1978	L	MIA	24-31	11/2/1997	W	BUF	9-6	12/17/2017	W	BUF	24-16
11/12/1978	L	BUF	24-25	11/17/1997	L	MIA	13-30	12/31/2017	W	MIA	22-16
9/2/1979	L	BUF	7-9	9/13/1998	L	MIA	7-13	12/2/2018	L	MIA	17-21
10/14/1979	L	MIA	7-17	11/1/1998	W	BUF	30-24	12/30/2018	W	BUF	42-17
9/7/1980	W	BUF	17-7	1/2/1999	L	MIA	17-24	10/20/2019	W	BUF	31-21
10/19/1980	L	MIA	14-17	10/4/1999	W	MIA	23-18	11/17/2019	W	MIA	37-20
10/12/1981	W	BUF	31-21	11/14/1999	W	BUF	23-3	09/20/2020	W	MIA	31-28
12/19/1981	L	MIA	6-16	10/8/2000	L	MIA	13-22	01/3/2021	W	BUF	56-26
11/21/1982	L	BUF	7-9	12/3/2000	L	BUF	6-33	09/19/2021	W	MIA	35-0
12/27/1982	L	MIA	10-27	11/25/2001	L	BUF	27-34	10/31/2021	W	BUF	26-11
9/4/1983	L	BUF	0-12	1/6/2002	L	MIA	7-34	09/25/2022	L	MIA	19-21
10/9/1983	W	MIA	38-35	10/20/2002	W	MIA	23-10	12/17/2022	W	BUF	32-29
9/17/1984	L	BUF	17-21	12/1/2002	W	BUF	38-21	01/15/2023	W	BUF	34-31
10/28/1984	L	MIA	17-21	09/21/2003	L	MIA	7-17	10/01/2023	W	BUF	48-20
11/24/1985	L	BUF	14-23	12/21/2003	L	BUF	3-20	01/07/2024	W	MIA	21-14
12/22/1985	L	MIA	0-28	10/17/2004	W	BUF	20-13	09/12/2024	W	MIA	31-10
10/12/1986	L	MIA	14-27	12/5/2004	W	MIA	42-32				



ALL-TIME SERIES

BILLS-EAGLES (6-9)

REGULAR SEASON: 6-9

PLAYOFFS (BOLDED): 0-0

HOME: 4-4

ROAD: 2-5

Date	Result	Site	Score	Date	Result	Site	Score	Date	Result	Site	Score
10/07/1973	W	BUF	27-26	12/02/1990	W	BUF	30-23	12/30/2007	L	PHI	9-17
09/17/1981	L	BUF	14-20	12/12/1993	W	PHI	10-7	10/09/2011	W	BUF	31-24
10/07/1984	L	BUF	17-27	11/10/1996	W	PHI	24-17	12/13/2015	L	PHI	20-23
10/27/1985	L	PHI	17-21	09/26/1999	W	BUF	26-0	10/27/2019	L	BUF	13-31
12/27/1987	L	PHI	7-17	09/28/2003	L	BUF	13-23	11/26/23	L	PHI	31-34

BILLS-FALCONS (6-7)

REGULAR SEASON: 6-7

PLAYOFFS (BOLDED): 0-0

HOME: 4-3

ROAD: 2-4

Date	Result	Site	Score	Date	Result	Site	Score	Date	Result	Site	Score
12/02/1973	W	ATL	17-6	11/22/1992	W	BUF	41-14	12/01/2013	L	TORONTO	31-34
10/16/1977	W	BUF	3-0	11/12/1995	W	BUF	23-17	10/01/2017	W	ATL	23-17
11/02/1980	L	BUF	14-30	12/23/2001	L	ATL	30-33	01/02/2022	W	BUF	29-15
12/18/1983	L	ATL	14-31	09/25/2005	L	BUF	16-24				
11/05/1989	L	ATL	28-30	12/27/2009	L	ATL	3-31				

BILLS-GIANTS (8-7)

REGULAR SEASON: 8-6

PLAYOFFS (BOLDED): 0-1

HOME: 4-4

ROAD: 4-2

Date	Result	Site	Score	Date	Result	Site	Score	Date	Result	Site	Score
12/06/1970	L	NY	6-20	01/27/1991	L	TB	19-20	12/23/2007	L	BUF	21-38
10/20/1975	L	BUF	14-17	10/03/1993	W	BUF	17-14	10/16/2011	L	NY	24-27
11/26/1978	W	BUF	41-17	09/01/1996	W	NY	23-20	10/04/2015	L	BUF	10-24
10/18/1987	W	BUF	6-3	12/12/1999	L	BUF	17-19	09/15/2019	W	NY	28-14
12/15/1990	W	NY	17-13	11/30/2003	W	NY	24-7	10/15/2023	W	BUF	14-9

BILLS-JAGUARS (10-10)

REGULAR SEASON: 10-8

PLAYOFFS (BOLDED): 0-2

HOME: 6-5

ROAD: 4-5

Date	Result	Site	Score	Date	Result	Site	Score	Date	Result	Site	Score
12/28/1996	L	BUF	27-30	11/25/2007	L	JAX	14-36	11/27/2016	W	BUF	28-21
12/14/1997	L	BUF	14-20	09/14/2008	W	JAX	20-16	01/07/2018	L	JAX	3-10
10/18/1998	W	BUF	17-16	11/22/2009	L	JAX	15-18	11/25/2018	W	BUF	24-21
10/18/2001	W	JAX	13-10	10/10/2010	L	BUF	26-36	11/07/2021	L	JAX	6-9
09/14/2003	W	JAX	38-17	12/02/2012	W	BUF	34-18	10/08/2023	L	LONDON	20-25
09/12/2004	L	BUF	10-13	12/15/2013	W	JAX	27-20	09/24/2024	W	BUF	47-10
11/26/2006	W	BUF	27-24	10/25/2015	L	LONDON	31-34				



ALL-TIME SERIES

BILLS-JETS (69-58)

REGULAR SEASON: 68-58

PLAYOFFS (BOLDED): 1-0

HOME: 37-26

ROAD: 32-32

Date	Result	Site	Score	Date	Result	Site	Score	Date	Result	Site	Score
09/11/1960	L	NY	3-27	10/18/1981	L	NY	14-33	12/07/2003	W	BUF	17-6
10/16/1960	L	BUF	13-17	12/27/1981	W	NY	31-27	10/10/2004	L	NY	14-16
09/17/1961	W	BUF	41-31	10/03/1983	L	BUF	10-34	11/07/2004	W	BUF	22-17
11/23/1961	L	NY	14-21	11/13/1983	W	NY	24-17	10/16/2005	W	BUF	27-17
09/22/1962	L	BUF	6-17	09/23/1984	L	BUF	26-28	01/01/2006	L	NY	26-30
12/08/1962	W	NY	20-3	12/08/1984	L	NY	17-21	09/24/2006	L	BUF	20-28
12/08/1963	W	BUF	45-14	09/15/1985	L	NY	3-42	12/10/2006	W	NY	31-13
12/14/1963	W	NY	19-10	12/08/1985	L	BUF	7-27	09/30/2007	W	BUF	17-14
10/24/1964	W	BUF	34-24	09/07/1986	L	BUF	24-28	10/28/2007	W	NY	13-3
11/08/1964	W	NY	20-7	10/05/1986	L	NY	13-14	11/02/2008	L	BUF	17-26
09/26/1965	W	BUF	33-21	09/13/1987	L	BUF	28-31	12/14/2008	L	NY	27-31
12/19/1965	L	NY	12-14	11/22/1987	W	NY	17-14	10/18/2009	W	NY	16-13
10/30/1966	W	NY	33-23	10/17/1988	W	NY	37-14	12/03/2009	L	TORONTO	13-19
11/13/1966	W	BUF	14-3	11/20/1988	W	BUF	9-6	10/03/2010	L	BUF	14-38
09/10/1967	W	BUF	20-17	10/22/1989	W	BUF	34-3	01/02/2011	L	NY	7-3
11/12/1967	L	NY	10-20	12/23/1989	W	NY	37-0	11/06/2011	L	BUF	11-27
09/29/1968	W	BUF	37-35	09/24/1990	W	NY	30-7	11/27/2011	L	NY	24-28
11/03/1968	L	NY	21-25	10/21/1990	W	BUF	30-27	09/09/2012	L	NY	28-48
12/31/1969	L	BUF	19-33	09/15/1991	W	NY	23-20	12/30/2012	W	BUF	28-9
12/31/1969	L	NY	6-16	12/01/1991	W	BUF	24-13	09/22/2013	L	NY	20-27
10/04/1970	W	BUF	34-31	10/26/1992	W	NY	24-20	11/17/2013	W	BUF	37-14
10/25/1970	W	NY	10-6	12/06/1992	L	BUF	17-24	10/26/2014	W	NY	43-23
10/17/1971	L	NY	17-28	10/24/1993	W	NY	19-10	11/24/2014	W	DETROIT	38-3
11/21/1971	L	BUF	7-20	12/26/1993	W	BUF	16-14	11/12/2015	W	NY	22-17
09/17/1972	L	BUF	24-41	09/04/1994	L	BUF	3-23	01/03/2016	W	BUF	22-17
11/12/1972	L	NY	3-41	11/06/1994	L	NY	17-22	09/15/2016	L	BUF	31-37
09/30/1973	W	BUF	9-7	10/08/1995	W	BUF	29-10	01/01/2017	L	NY	10-30
12/16/1973	W	NY	34-14	11/19/1995	W	NY	28-26	09/10/2017	W	BUF	21-12
09/29/1974	W	BUF	16-12	10/20/1996	W	NY	25-22	11/02/2017	L	NY	21-34
12/08/1974	L	NY	10-20	11/24/1996	W	BUF	35-10	11/11/2018	W	NY	41-10
09/21/1975	W	BUF	42-14	09/07/1997	W	NY	28-22	12/9/2018	L	BUF	23-27
11/02/1975	W	NY	24-23	11/30/1997	W	BUF	20-10	09/08/2019	W	NY	17-16
10/10/1976	L	NY	14-17	11/08/1998	L	NY	12-34	12/29/2019	L	BUF	6-13
10/31/1976	L	BUF	14-19	12/19/1998	L	BUF	10-17	09/13/2020	W	BUF	27-17
10/09/1977	L	BUF	19-24	09/19/1999	W	BUF	17-3	10/25/2020	W	NY	18-10
12/11/1977	W	NY	14-10	11/21/1999	L	NY	7-17	11/14/2021	W	NY	45-17
09/10/1978	L	BUF	20-21	09/17/2000	L	NY	14-27	01/09/2022	W	BUF	27-10
10/08/1978	L	NY	14-45	10/29/2000	W	BUF	23-20	11/06/2022	L	NY	17-20
09/23/1979	W	BUF	46-31	10/07/2001	L	BUF	36-42	12/11/2022	W	BUF	20-12
11/11/1979	W	NY	14-12	12/30/2001	W	NY	14-9	09/11/2023	L	NY	16-22
09/14/1980	W	BUF	20-10	09/08/2002	L	BUF	31-37	11/19/2023	W	BUF	32-6
11/09/1980	W	NY	31-24	11/24/2002	L	NY	13-31				
09/06/1981	W	BUF	31-0	10/12/2003	L	NY	3-30				

BILLS-LIONS (7-4-1)

REGULAR SEASON: 7-4-1

PLAYOFFS (BOLDED): 0-0

HOME: 4-1-1

ROAD: 3-3

Date	Result	Site	Score	Date	Result	Site	Score	Date	Result	Site	Score
12/10/1972	T	BUF	21-21	11/24/1994	L	DET	21-35	11/14/2010	W	BUF	14-12
11/25/1976	L	DET	14-27	10/05/1997	W	BUF	22-13	10/05/2014	W	DET	17-14
10/28/1979	W	DET	20-17	10/27/2002	W	BUF	24-17	12/16/2018	W	BUF	14-13
12/22/1991	L	BUF	14-17	10/15/2006	L	DET	17-20	11/24/2022	W	DET	28-25



ALL-TIME SERIES

BILLS-PACKERS (9-5)

REGULAR SEASON: 9-5

PLAYOFFS (BOLDED): 0-0

HOME: 7-0

ROAD: 2-5

Date	Result	Site	Score	Date	Result	Site	Score	Date	Result	Site	Score
10/06/1974	W	GB	27-7	11/20/1994	W	BUF	29-20	09/19/2010	L	GB	7-34
11/18/1979	W	BUF	19-12	12/20/1997	L	GB	21-31	12/14/2014	W	BUF	21-13
12/05/1982	L	MIL	21-33	09/10/2000	W	BUF	27-18	09/30/2018	L	GB	0-22
10/30/1988	W	BUF	28-0	12/22/2002	L	GB	0-10	10/30/2022	W	BUF	27-17
11/10/1991	W	MIL	34-24	11/05/2006	W	BUF	24-10				

BILLS-PANTHERS (6-2)

REGULAR SEASON: 6-2

PLAYOFFS (BOLDED): 0-0

HOME: 4-1

ROAD: 2-1

Date	Result	Site	Score	Date	Result	Site	Score	Date	Result	Site	Score
09/10/1995	W	BUF	31-9	11/27/2005	L	BUF	9-13	09/17/2017	L	CAR	3-9
10/25/1998	W	CAR	30-14	10/25/2009	W	CAR	20-9	12/19/2021	W	BUF	31-14
12/09/2001	W	BUF	25-24	09/15/2013	W	BUF	24-23				



ALL-TIME SERIES

BILLS-PATRIOTS (50-78-1)

REGULAR SEASON: 49-77-1

PLAYOFFS (BOLDED): 1-1

HOME: 25-38-1

ROAD: 24-40

Date	Result	Site	Score	Date	Result	Site	Score	Date	Result	Site	Score
09/23/1960	W	BOS	13-0	11/22/1981	W	BUF	20-17	09/07/2003	W	BUF	31-0
12/04/1960	W	BUF	38-14	12/13/1981	W	NE	19-10	12/27/2003	L	NE	0-31
09/23/1961	L	BUF	21-23	01/02/1983	L	NE	19-30	10/03/2004	L	BUF	17-31
10/22/1961	L	BOS	21-52	10/23/1983	L	BUF	0-31	11/14/2004	L	NE	6-29
11/03/1962	T	BUF	28-28	11/06/1983	L	NE	7-21	10/30/2005	L	NE	16-21
11/23/1962	L	BOS	10-21	09/02/1984	L	BUF	17-21	12/11/2005	L	BUF	7-35
10/26/1963	W	BUF	28-21	11/11/1984	L	NE	10-38	09/10/2006	L	NE	17-19
12/01/1963	L	BOS	7-17	09/22/1985	L	BUF	14-17	10/22/2006	L	BUF	6-28
12/28/1963	L	BOS	8-26	10/13/1985	L	NE	3-14	09/23/2007	L	NE	7-38
11/15/1964	L	BUF	28-36	10/26/1986	L	BUF	3-23	11/18/2007	L	BUF	10-56
12/20/1964	W	BOS	24-14	11/23/1986	L	NE	19-22	11/09/2008	L	NE	10-20
09/11/1965	W	BUF	24-7	10/11/1987	L	NE	7-14	12/28/2008	L	BUF	0-13
11/07/1965	W	BOS	23-7	12/20/1987	L	BUF	7-13	09/14/2009	L	NE	24-25
10/08/1966	L	BUF	10-20	09/18/1988	W	NE	16-14	12/20/2009	L	BUF	10-17
12/04/1966	L	BOS	3-14	10/23/1988	W	BUF	23-20	09/26/2010	L	NE	30-38
09/24/1967	L	BUF	0-23	10/01/1989	W	BUF	31-10	12/26/2010	L	BUF	3-34
12/09/1967	W	BOS	44-16	11/19/1989	L	NE	24-33	09/25/2011	W	BUF	34-31
09/08/1968	L	BUF	7-16	10/28/1990	W	NE	27-10	01/01/2012	L	NE	21-49
10/20/1968	L	BOS	6-23	11/18/1990	W	BUF	14-0	09/30/2012	L	BUF	28-52
12/31/1969	L	BOS	21-35	11/03/1991	W	BUF	22-17	11/11/2012	L	NE	31-37
12/31/1969	W	BUF	23-16	11/24/1991	L	NE	13-16	09/08/2013	L	BUF	21-23
11/01/1970	W	BOS	45-10	09/27/1992	W	NE	41-7	12/29/2013	L	NE	20-34
11/29/1970	L	BUF	10-14	11/01/1992	W	BUF	16-7	10/12/2014	L	BUF	22-37
11/14/1971	L	NE	33-38	09/05/1993	W	BUF	38-14	12/28/2014	W	NE	17-9
11/28/1971	W	BUF	27-20	11/07/1993	W	NE	13-10	09/20/2015	L	BUF	32-40
10/08/1972	W	BUF	38-14	09/11/1994	W	NE	38-35	11/23/2015	L	NE	13-20
11/19/1972	W	NE	27-24	12/18/1994	L	BUF	17-41	10/02/2016	W	NE	16-0
09/16/1973	W	NE	31-13	10/23/1995	L	NE	14-27	10/30/2016	L	BUF	25-41
12/09/1973	W	BUF	37-13	11/26/1995	L	BUF	25-35	12/03/2017	L	BUF	3-23
10/20/1974	W	BUF	30-28	09/08/1996	W	BUF	17-10	12/24/2017	L	NE	16-37
11/03/1974	W	NE	29-28	10/27/1996	L	NE	25-28	10/29/2018	L	BUF	6-25
11/23/1975	W	BUF	45-31	10/12/1997	L	NE	6-33	12/23/2018	L	NE	12-24
12/14/1975	W	NE	34-14	11/09/1997	L	BUF	10-31	09/29/2019	L	BUF	10-16
10/24/1976	L	BUF	22-26	11/15/1998	W	BUF	13-10	12/21/2019	L	NE	17-24
11/07/1976	L	NE	10-20	11/29/1998	L	NE	21-25	11/1/2020	W	BUF	24-21
11/06/1977	W	NE	24-14	11/28/1999	W	BUF	17-7	12/28/2020	W	NE	38-9
11/20/1977	L	BUF	7-20	12/26/1999	W	NE	13-10	12/6/2021	L	BUF	10-14
11/05/1978	L	BUF	10-14	11/05/2000	W	NE	16-13	12/26/2021	W	NE	33-21
12/10/1978	L	NE	24-26	12/17/2000	L	BUF	10-13	01/15/2022	W	BUF	47-17
11/04/1979	L	BUF	6-26	11/11/2001	L	NE	11-21	12/01/2022	W	NE	24-10
11/25/1979	W	NE	16-13	12/16/2001	L	BUF	9-12	01/08/2023	W	BUF	35-23
10/26/1980	W	BUF	31-13	11/03/2002	L	BUF	7-38	10/22/2023	L	NE	25-29
12/14/1980	L	NE	2-24	12/08/2002	L	NE	17-27	12/31/2023	W	BUF	27-21



ALL-TIME SERIES

BILLS-RAIDERS (22-21)

REGULAR SEASON: 20-21

PLAYOFFS (BOLDED): 2-0

HOME: 16-7

ROAD: 6-14

Date	Result	Site	Score	Date	Result	Site	Score	Date	Result	Site	Score
10/23/1960	W	BUF	38-9	09/15/1968	L	BUF	6-48	01/15/1994	W	BUF	29-23
11/13/1960	L	OAK	7-20	11/28/1968	L	OAK	10-13	12/13/1998	W	BUF	44-21
11/05/1961	L	BUF	22-31	12/31/1969	L	OAK	21-50	10/17/1999	L	BUF	14-20
12/03/1961	W	OAK	26-21	10/15/1972	L	OAK	16-28	10/06/2002	L	BUF	31-49
10/20/1962	W	BUF	14-6	09/16/1974	W	BUF	21-20	09/19/2004	L	OAK	10-13
11/18/1962	W	OAK	10-6	11/28/1977	L	OAK	13-34	10/23/2005	L	OAK	17-38
09/15/1963	L	OAK	17-35	09/28/1980	W	BUF	24-7	09/21/2008	W	BUF	24-23
10/05/1963	W	BUF	12-0	11/20/1983	L	BUF	24-27	09/18/2011	W	BUF	38-35
10/03/1964	W	BUF	23-20	12/06/1987	L	LA	21-34	12/21/2014	L	OAK	24-26
12/06/1964	L	OAK	13-16	12/11/1988	W	BUF	37-21	12/04/2016	L	OAK	24-38
10/03/1965	W	BUF	17-12	10/07/1990	W	BUF	38-24	10/29/2017	W	BUF	34-14
11/14/1965	W	OAK	17-14	01/20/1991	W	BUF	51-3	10/04/2020	W	LV	30-23
11/24/1966	W	OAK	31-10	12/08/1991	W	LA	30-27	09/17/2023	W	BUF	38-10
10/15/1967	L	BUF	20-24	10/11/1992	L	LA	3-20				
12/24/1967	L	OAK	21-28	12/05/1993	L	BUF	24-25				

BILLS-RAMS (9-5)

REGULAR SEASON: 9-5

PLAYOFFS (BOLDED): 0-0

HOME: 5-3

ROAD: 4-2

Date	Result	Site	Score	Date	Result	Site	Score	Date	Result	Site	Score
09/27/1970	L	BUF	0-19	09/06/1992	W	BUF	40-7	12/09/2012	L	BUF	12-15
12/15/1974	L	LA	14-19	12/10/1995	W	STL	45-27	10/09/2016	W	LA	30-19
12/07/1980	W	BUF	10-7	09/20/1998	L	BUF	33-34	09/27/2020	W	BUF	35-32
11/27/1983	L	LA	17-41	11/21/2004	W	BUF	37-17	09/08/2022	W	LA	31-10
10/16/1989	W	BUF	23-20	09/28/2008	W	STL	31-14				

BILLS-RAVENS (5-6)

REGULAR SEASON: 4-6

PLAYOFFS (BOLDED): 1-0

HOME: 2-1

ROAD: 2-5

Date	Result	Site	Score	Date	Result	Site	Score	Date	Result	Site	Score
10/31/1999	W	BAL	13-10	10/24/2010	L	BAL	34-37	12/08/2019	L	BUF	17-24
10/24/2004	L	BAL	6-20	09/29/2013	W	BUF	23-20	01/16/2021	W	BUF	17-3
12/31/2006	L	BAL	7-19	09/11/2016	L	BAL	7-13	10/02/2022	W	BAL	23-20
10/21/2007	W	BUF	19-14	09/09/2018	L	BAL	3-47				

BILLS-SAINTS (5-7)

REGULAR SEASON: 5-7

PLAYOFFS (BOLDED): 0-0

HOME: 3-3

ROAD: 2-4

Date	Result	Site	Score	Date	Result	Site	Score	Date	Result	Site	Score
11/04/1973	L	NO	0-13	12/20/1992	W	NO	20-16	09/27/2009	L	BUF	7-27
09/21/1980	W	NO	35-26	12/27/1998	W	NO	45-33	10/27/2013	L	NO	17-35
10/30/1983	W	BUF	27-21	09/09/2001	L	BUF	6-24	11/12/2017	L	BUF	10-47
12/10/1989	L	BUF	19-22	10/02/2005	L	SAN ANTONIO	7-19	11/25/21	W	NO	31-6



ALL-TIME SERIES

BILLS-SEAHAWKS (6-8)

REGULAR SEASON: 6-8

PLAYOFFS (BOLDED): 0-0

HOME: 3-2

ROAD: 3-6

Date	Result	Site	Score	Date	Result	Site	Score	Date	Result	Site	Score
10/30/1977	L	SEA	17-56	12/08/1996	L	SEA	18-26	09/07/2008	W	BUF	34-10
10/14/1984	L	SEA	28-31	10/24/1999	L	SEA	16-26	12/16/2012	L	TORONTO	17-50
11/06/1988	W	SEA	13-3	12/23/2000	W	SEA	42-23	11/07/2016	L	SEA	25-31
12/04/1989	L	SEA	16-17	11/18/2001	L	BUF	20-23	11/08/2020	W	BUF	44-34
10/15/1995	W	BUF	27-21	11/28/2004	W	SEA	38-9				

BILLS-STEELERS (13-17)

REGULAR SEASON: 11-15

PLAYOFFS (BOLDED): 2-2

HOME: 10-7

ROAD: 3-10

Date	Result	Site	Score	Date	Result	Site	Score	Date	Result	Site	Score
10/11/1970	L	PIT	10-23	09/25/1988	W	BUF	36-28	01/02/2005	L	BUF	24-29
10/29/1972	L	BUF	21-38	09/08/1991	W	BUF	52-34	09/16/2007	L	PIT	3-26
12/22/1974	L	PIT	14-32	11/08/1992	W	BUF	28-20	11/28/2010	L	BUF	16-19
09/28/1975	W	PIT	30-21	01/09/1993	W	PIT	24-3	11/10/2013	L	PIT	10-23
09/03/1978	L	BUF	17-28	11/15/1993	L	PIT	0-23	12/11/2016	L	BUF	20-27
12/16/1979	L	PIT	0-28	11/14/1994	L	PIT	10-23	12/15/2019	W	PIT	17-10
11/23/1980	W	BUF	28-13	01/06/1996	L	PIT	21-40	12/13/2020	W	BUF	26-15
12/12/1982	W	BUF	13-0	09/16/1996	L	PIT	6-24	09/12/2021	L	BUF	16-23
12/15/1985	L	PIT	24-30	10/10/1999	W	BUF	24-21	10/09/2022	W	BUF	38-3
11/09/1986	W	BUF	16-12	09/30/2001	L	BUF	3-20	01/15/2024	W	BUF	31-17

BILLS-TEXANS (5-6)

REGULAR SEASON: 5-5

PLAYOFFS (BOLDED): 0-1

HOME: 3-2

ROAD: 2-4

Date	Result	Site	Score	Date	Result	Site	Score	Date	Result	Site	Score
10/13/2002	W	HOU	31-24	11/01/2009	L	BUF	10-31	10/14/2018	L	HOU	13-20
11/16/2003	L	BUF	10-12	11/04/2012	L	HOU	9-21	01/04/2020	L	HOU	19-22
09/11/2005	W	BUF	22-7	09/28/2014	L	HOU	17-23	10/03/2021	W	BUF	40-0
11/19/2006	W	HOU	24-21	12/06/2015	W	BUF	30-21				



ALL-TIME SERIES

BILLS-TITANS (20-30)

REGULAR SEASON: 18-29

PLAYOFFS (BOLDED): 2-1

HOME: 12-14

ROAD: 8-16

Date	Result	Site	Score	Date	Result	Site	Score	Date	Result	Site	Score
10/30/1960	W	BUF	25-24	12/07/1968	L	HOU	6-35	09/18/1994	W	HOU	15-7
12/11/1960	L	HOU	23-31	12/31/1969	L	HOU	14-28	12/24/1995	L	BUF	17-28
10/08/1961	W	HOU	22-12	12/31/1969	L	BUF	3-17	11/23/1997	L	TEN	14-31
10/29/1961	L	BUF	16-28	12/12/1971	L	BUF	14-20	01/08/2000	L	TEN	16-22
09/09/1962	L	BUF	23-28	11/10/1974	L	BUF	9-21	09/03/2000	W	BUF	16-13
10/07/1962	L	HOU	14-17	09/19/1976	L	BUF	3-13	12/14/2003	L	TEN	26-28
09/28/1963	L	BUF	20-31	10/15/1978	L	HOU	10-17	12/24/2006	L	BUF	29-30
10/20/1963	L	HOU	14-28	09/25/1983	W	BUF	30-13	11/15/2009	L	TEN	17-41
10/11/1964	W	HOU	48-17	11/10/1985	W	BUF	20-0	12/04/2011	L	BUF	17-23
11/01/1964	W	BUF	24-10	12/21/1986	L	HOU	7-16	10/21/2012	L	BUF	34-35
10/31/1965	L	BUF	17-19	09/20/1987	W	BUF	34-30	10/11/2015	W	TEN	14-13
12/05/1965	W	HOU	29-18	01/01/1989	W	BUF	17-10	10/07/2018	W	BUF	13-12
09/25/1966	W	BUF	27-20	09/24/1989	W	HOU	47-41	10/08/2019	W	TEN	14-7
11/20/1966	W	HOU	42-20	11/26/1990	L	HOU	24-27	10/13/2020	L	TEN	16-42
09/17/1967	L	BUF	3-20	12/27/1992	L	HOU	3-27	10/18/2021	L	TEN	31-34
10/29/1967	L	HOU	3-10	01/03/1993	W	BUF	41-38	09/19/2022	W	BUF	41-7
10/27/1968	L	BUF	7-30	10/11/1993	W	BUF	35-7				

BILLS-VIKINGS (6-9)

REGULAR SEASON: 6-9

PLAYOFFS (BOLDED): 0-0

HOME: 4-5

ROAD: 2-4

Date	Result	Site	Score	Date	Result	Site	Score	Date	Result	Site	Score
10/03/1971	L	MIN	0-19	09/04/1988	W	BUF	13-10	10/01/2006	W	BUF	17-12
12/20/1975	L	BUF	13-35	12/11/1994	L	BUF	17-21	12/05/2010	L	MIN	14-38
12/09/1979	L	MIN	3-10	08/31/1997	L	BUF	13-34	10/19/2014	W	BUF	17-16
09/16/1982	W	BUF	23-22	10/22/2000	L	MIN	27-31	09/23/2018	W	MIN	27-6
09/29/1985	L	BUF	20-27	09/15/2002	W	MIN	45-39	11/13/2022	L	BUF	30-33



1960 SEASON STATISTICS

5-8-1 | 3RD IN AFL EAST | HEAD COACH BUSTER RAMSEY

Date	W/L	Score	Opponent	Attendance
9/11	L	3-27	at NY Titans	10,200
9/18	L	13-0	Denver	15,229
9/23	W	21-27	at Boston	20,732
10/2	L	10-24	LA Chargers	15,821
10/16	L	13-17	NY Titans	14,988
10/23	W	38-9	Oakland	8,876
10/30	W	25-24	Houston	23,001
11/6	L	28-45	Dallas	19,610
11/13	L	7-20	at Oakland	8,800
11/20	W	32-3	at LA Chargers	16,161
11/27	T	38-38	at Denver	7,785
12/4	W	38-14	Boston	14,335
12/11	L	23-31	at Houston	25,243
12/18	L	7-24	at Dallas	18,000

	BUF	OPP
TOTAL FIRST DOWNS	211	225
Rushing	77	103
Passing	109	109
Penalty	25	13
3rd Down: Made/Att	—	—
3rd Down Pct.	—	—
4th Down: Made/Att	—	—
4th Down: Pct.	—	—

POSSESSION AVG. — —

	3900	3854
TOTAL NET YARDS		
Avg. per Game	278.6	275.3
Total Plays	909	903
Avg. per Play	4.3	4.3

	1544	1724
NET YARDS RUSHING		
Avg. per Game	110.3	123.8
Total Rushes	417	438

	2356	2130
NET YARDS PASSING		
Avg. per Game	168.3	152.1
Sacked/Yards Lost	45/333	36/331
Gross Yards	2689	2461
Att./Completions	447/184	429/185
Completion Pct.	41.2	43.1
Had Intercepted	29	33

	89/39.0	77/37.6
PUNTS/AVERAGE		

	35.9	34.7
NET PUNTING AVG.		

	57/615	62/608
PENALTIES/YARDS		

	30/15	27/16
FUMBLES/BALL LOST		

	38	37
TOUCHDOWNS		
Rushing	15	15
Passing	19	19
Returns	4	3

	Q1	Q2	Q3	Q4	OT	PTS
SCORE BY PERIOD						
BILLS	61	98	56	81	0	296
OPP	59	73	83	88	0	303

	TD	R	Pa	Rt	K-PAT	FG	S	Pts
SCORING								
Carlton	11	7	4	0	0/0	0/0	0	66
Dubention	6	8	1	0	0/0	0/0	0	48
Atkins	0	0	0	0	27/33	6/13	0	45
Chamberlain	4	0	4	0	0/0	0/0	0	24
Lucas	3	2	1	0	0/0	0/0	0	18

Yoho	1	0	0	1	0/0	2/5	0	12
Green	2	2	0	0	0/0	0/0	0	12
Hergert	1	0	0	1	0/0	2/4	0	12
O'Connell	1	1	0	0	*1	0/1	0	8
Harper	0	0	0	0	1/2	2/3	0	7
Fowler	1	1	0	0	0/0	0/0	0	6
Matsos	1	0	0	1	0/0	0/0	0	6
Kulbacki	1	1	0	0	0/0	0/0	0	6
Crockett	1	0	1	0	0/0	0/0	0	6
Brubaker	0	1	0	1	0/0	0/0	0	6
Wagstaff	1	0	0	1	0/0	0/0	0	6
Smith	10	1	0	0/0	0/0	0	6	
Brodhead	0	0	0	0	*1	0/0	0	2
BILLS	38	15	19	4	28/35	12/26	296	
OPP	37	15	19	3	37/37	14/27	303	

*2-Pt. Conversions: **BILLS** 2-3, **OPPONENTS** 0-0

SACKS: Torczon 5.0, McMurtry 3.0, Remmert 3.0, Yoho 2.0, Scott 1.0, Sorey 1.0, Others 21.0
BILLS: 36.0
OPPONENTS: 46.0

	No.	Yds	Avg	Long	TD
RUSHING					
Carlton	137	533	3.9	54t	7
Fowler	93	370	4.0	61	1
Lucas	38	138	2.0	16	2
Kulbacki	41	108	2.6	11	1
Brodhead	15	100	6.6	19	0
Dubention	16	94	5.9	66t	1
Smith	19	61	3.2	13	0
Atkins	2	47	23.5	36	0
Ford	18	40	2.2	7	0
Green	21	29	1.4	11	2
O'Connell	16	21	1.3	12	1
Harper	1	3	3.0	3	0
BILLS	417	1544	3.7	66t	15
OPP	438	1724	2.9	—	15

	No.	Yds	Avg	Long	TD
RECEIVING					
Rychlec	45	590	13.1	36	0
Dubention	42	752	17.9	76t	7
Carlton	29	477	16.4	70t	4
Chamberlain	17	279	16.4	49t	4
Crockett	14	173	12.4	41t	1
Fowler	10	99	9.9	28	0
Smith	7	127	18.1	58t	1
Brubaker	7	75	10.7	17	1
Lucas	5	58	11.6	17t	1
Hoisington	4	45	11.3	13	0
Kulbacki	2	9	4.5	7	0
Ford	1	5	5.0	5	0
Green	1	0	0.0	0	0
BILLS	184	2689	14.6	76t	19
OPP	185	2462	13.3	—	19

	No.	Yds	Avg	Long	TD
INTERCEPTIONS					
Matsos	8	142	17.8	34	1
Wagstaff	6	93	15.5	40t	1
Atkins	5	23	4.6	12	0
Kinard	4	29	7.3	19	0
McCabe	4	0	0.0	0	0
Johnson	2	1	0.5	1	0
Hergert	1	29	29.0	29t	1
Schaffer	1	19	19.0	19	0
Yoho	1	15	15.0	15t	1
Buzynski	1	5	5.0	5	0
BILLS	33	356	10.8	40t	4
OPP	29	422	14.6	65	2

	No	Yds	Avg	Net TB	In	Lg	B
PUNTING							
Atkins	89	3468	39.0	35.9	2	15	58
BILLS	89	3468	39.0	35.9	2	15	50
OPP	77	2896	37.6	34.7	2	19	66

	Ret	FC	Yds	Avg	Long	TD
PUNT RETURNS						
Kulbacki	12	14	100	8.3	33	0
Wegert	4	0	25	6.3	11	0
Lucas	4	7	3	0.8	2	0
Kinard	2	1	24	12.0	—	0
Dubention	2	1	6	3.0	6	0
Matsos	1	0	20	20.0	20	0
Crockett	1	1	5	5.0	5	0
Lewis	1	0	2	2.0	2	0
Johnson	0	1	0	—	—	0
BILLS	27	25	185	6.9	33	0
OPP	33	12	232	7.0	—	0

	No.	Yds	Arg	Long	TD
KICKOFF RETURNS					
Kulbacki	13	226	17.4	24	0
Fowler	12	201	16.8	35	0
Ford	5	106	21.2	34	0
Wegert	4	109	27.3	31	0
Lewis	4	97	24.3	28	0
Dubention	4	68	17.0	23	0
Smith	2	72	36.0	55	0
Kinard	1	39	39.0	39	0
Chamberlain	1	24	24.0	24	0
Rychlec	1	3	3.0	3	0
BILLS	47	945	20.1	55	0
OPP	55	1402	25.5	—	0

	1-19	20-29	30-39	40-49	50+
FIELD GOALS					
Atkins	3-3	1-2	1-6	1-2	0-0
Harper	0-0	0-1	2-3	0-0	0-0
Hergert	0-0	1-1	2-2	0-0	0-0
Yoho	0-0	0-1	0-0	2-4	0-0
O'Connell	0-0	0-1	0-0	0-0	0-0
BILLS	3-3	2-5	4-10	3-6	0-0
OPP	4-4	3-7	2-6	3-9	2-4
Atkins	(38N)(34N)(22G,37B,37N,45G,15G)(44B)(31N)(16G,13G,30G)(27N)				
Harper	(35G)(34B)(35G)				
Hergert	(26G,44N)(33N,36G)				
Yoho	(47B)(45G)(48G)(44N,23B)				
O'Connell	(25B)				
OPPONENTS	(29N,16G,28G,25N,41N)(31G,27G)(50N)(16G)(43G)(35N)(50G)(42N,40G,53N,35N,25N)(29G,40G)(31G)(20N,19G)(43N,27N)(53G)(45N,12G,46N)				

USUAL STARTERS

OFFENSE	
LE	81 Tom Rychlec
LT	74 Harold Olson
LG	60 Phil Blazer
C	52 Dan McGrew
RG	77 Don Chelf
RT	75 Bob Seelock
RE	80 Monte Crockett
FB	30 Wray Carlton
LH	11 Richie Lucas
RH	44 Elbert Dubention
QB	18 John Green
DEFENSE	
LE	71 Mack Yoho
LT	73 Chuck McMurtry
RT	79 Jim Sorey
RE	87 LaVerne Torczon
LLB	57 Jack Laraway
MLB	56 Archie Matsos
RLB	55 Bernie Buzynski
LCB	45 Richie McCabe
RCB	20 Bill Atkins
LS	22 Jim Wagstaff
RS	24 Billy Kinard

PASSING	Att	Cmp	Yds	Cmp%	Yds/Att	TD	TD%	Int	Int%	Long	Sack/Lost	Rating
Green	228	89	1267	39.0	5.56	10	4.4	10	4.4	70t	25/187	54.1
O'Connell	145	65	1033	44.8	7.12	7	4.8	13	9.0	76t	7/45	47.9
Lucas	49	23	314	46.9	6.41	2	4.1	3	6.1	36t	8/48	56.0
Brodhead	25	7	75	28.0	3.00	0	0.0	3	12.0	18	6/59	0.0
BILLS	447	184	2689	41.2	6.02	19	.3	29	6.5	76t	45/333	48.6
OPPONENTS	429	185	2461	43.1	5.74	19	4.4	33	7.7	—	36/331	44.6



1961 SEASON STATISTICS

6-8 | 4TH IN AFL EAST | HEAD COACH BUSTER RAMSEY

Date	W/L Score	Opponent	Attendance
9/10	L 10-22	Denver	16,636
9/17	W 41-31	NY Titans	15,584
9/23	L 21-23	Boston	21,504
9/30	L 11-19	San Diego	20,742
10/8	W 22-12	at Houston	22,761
10/15	W 27-24	Dallas	20,678
10/22	L 21-52	at Boston	9,398
10/29	L 16-28	Houston	21,237
11/5	L 22-31	Oakland	17,027
11/12	W 30-20	at Dallas	15,000
11/19	W 23-10	at Denver	7,645
11/23	L 14-21	at NY Titans	12,023
12/3	W 26-21	at Oakland	8,011
12/10	L 10-28	at San Diego	24,486

	BUF	OPP
TOTAL FIRST DOWNS	243	200
Rushing	92	61
Passing	128	124
Penalty	23	15
3rd Down: Made/Att	—	—
3rd Down Pct.	—	—
4th Down: Made/Att	—	—
4th Down: Pct.	—	—

POSSESSION AVG. — —

	3950	4264
TOTAL NET YARDS		
Avg per Game	282.1	304.6
Total Plays	940	815
Avg per Play	4.2	5.2

	1606	1377
NET YARDS RUSHING		
Avg per Game	114.7	98.4
Total Rushes	438	349

	2344	2887
NET YARDS PASSING		
Avg per Game	167.4	206.2
Sacked/Yards Lost	63/442	36/350
Gross Yards	2786	3237
Att./Completions	439/194	430/206
Completion Pct.	44.2	47.9
Had Intercepted	25	29

PUNTS/AVERAGE 85/44.5 75/38.7

NET PUNTING AVG. 39.0 35.6

PENALTIES/YARDS 65/549 76/693

FUMBLES/BALL LOST 32/17 20/15

	38	43
TOUCHDOWNS		
Rushing	18	9
Passing	15	28
Returns	5	6

SCORE BY PERIOD	Q1	Q2	Q3	Q4	PTS
BILLS	51	87	38	118	294
OPP	98	98	88	58	342

SCORING	Td	Ru	Pa	Rt	K-PAT	FG	S	Pts
Carlton	11	7	4	0	0/0	0/0	0	66
Dubention	8	2	6	0	0/0	0/0	0	48
Atkins	1	1	0	2	9/31	2/6	0	41
Carlton	4	4	0	0	0/0	0/0	0	24
Reynolds	4	4	0	0	0/0	0/0	0	24
Baker	3	3	0	0	0/0	0/0	0	18
Bass	3	0	3	0	0/0	0/0	0	18

Bohling	3	2	1	0	0/0	0/0	0	18
Hergert	0	0	0	0	0/0	6/14	0	18
Richards	3	0	0	3	0/0	0/0	0	18
Brown	2	1	0	1	0/0	0/0	0	12
Lucas	1	0	0	1	*3	0/0	0	12
Rychlec	2	0	2	0	0/0	0/0	0	12
Barber	1	0	0	1	0/0	0/0	0	6
Green	1	1	0	0	0/0	0/0	0	6
McDonald	1	0	0	1	0/0	0/0	0	6
Muehlaupt	1	0	0	1	0/0	0/0	0	6
Shockley	0	0	0	0	0/0	1/2	0	3
Rabb	0	0	0	0	*1	0/0	0	2
Team	0	0	0	0	0/0	0/0	1	2
Yoho	0	0	0	0	0/0	0/4	0	0
BILLS	38	18	15	5	29/31	9/26	1	294
OPP	43	9	28	6	41/42	13/31	3	342

*2-Pt. Conversions: BILLS 4-7, OPPONENTS 1-1

SACKS: Torczon 8.0, Yoho 6.0, Day 4.5, Barber 2.5, Felton 2.0, Hergert 2.0, Lettner 1.0, McMurry 2.0, Matsos 1.0, Sorey 1.0, Others 6.0
BILLS: 36.0, OPPONENTS: 63.0

RUSHING	No.	Yds	Avg	Long	TD
Baker	152	498	3.3	35	3
Carlton	101	311	3.1	27	4
Brown	53	192	3.6	13	1
Dubention	17	173	10.2	72†	2
Reynolds	30	142	4.7	20	4
Bohling	42	134	3.2	18	2
Atkins	2	87	43.5	56†	1
Rabb	13	47	3.6	19	0
Lucas	10	15	1.5	9	0
Green	14	15	1.1	14	1
Bass	2	8	4.0	16	0
Fowler	1	2	2.0	2	0
Rychlec	1	-18	-18.0	-18	0
BILLS	438	1606	3.7	72†	18
OPP	349	1377	3.9	—	9

RECEIVING	No.	Yds	Avg	Long	TD
Bass	50	765	15.3	76†	3
Rychlec	33	405	12.3	27	2
Dubention	31	461	14.9	61†	6
Crockett	20	325	16.3	51	0
Richards	19	285	15.0	43†	3
Carlton	17	193	11.4	22	0
Bohling	10	183	18.3	41	1
Baker	6	73	12.2	29	0
Lucas	6	69	11.5	19	0
Chamberlain	1	16	16.0	16	0
Brown	1	11	11.0	11	0
BILLS	194	2786	14.4	76†	15
OPP	206	3237	15.7	—	28

INTERCEPTIONS	No.	Yds	Avg	Long	TD
Atkins	10	158	15.8	29	0
Barber	3	30	10.0	21†	1
Wagstaff	3	25	8.3	19	0
Valdez	2	54	27.0	50	0
Felton	2	15	7.5	15	0
Matsos	2	12	6.0	12	0
Crotty	2	0	0.0	0	0
Lucas	2	0	0.0	0	0
McCabe	1	17	17.0	17	0
Hergert	1	0	0.0	0	0
Yoho	1	0	0.0	0	0
BILLS	29	311	10.7	50	1
OPP	25	398	15.9	—	4

PUNTING	No.	Yds	Avg	Net	TB	In	Lg	B
Atkins	85	3783	44.5	—	9	14	69	1
BILLS	85	3783	44.5	39.0	9	14	69	1
OPP	75	2897	38.7	35.6	2	17	63	0

PUNT RETURNS	Ret	FC	Yds	Avg	Long	TD
Bass	8	17	75	9.4	32	0
Atkins	2	2	30	15.0	15	0
Brown	2	3	14	7.0	11	0
Wagstaff	1	0	35	35.0	35	0
Valdez	1	0	30	30.0	30	0
Dubention	1	0	3	3.0	3	0
Bohling	4	10	0	0.0	0	0
Richards	0	2	0	0.0	0	0
BILLS	19	34	187	9.8	35	0
OPP	45	9	291	6.5	57†	1

KICKOFF RETURNS	No.	Yds	Avg	Long	TD
Dubention	16	329	20.6	33	0
Baker	12	281	23.4	36	0
Bohling	10	246	24.6	44	0
Lucas	7	126	18.0	23	0
Brown	2	105	52.5	93†	1
Carlton	4	60	15.0	23	0
Shockley	2	38	19.0	19	0
Rice	2	13	6.5	13	0
Richards	1	10	10.0	10	0
Crockett	1	0	0.0	0	0
BILLS	57	1208	21.2	93†	1
OPP	54	1112	20.6	88†	1

FIELD GOALS	1-19	20-29	30-39	40-49	50+
Atkins	0-0	0-1	2-5	0-0	0-0
Hergert	2-2	1-4	2-5	1-3	0-0
Shockley	0-0	1-1	0-0	0-1	0-0
Yoho	0-0	0-0	0-0	0-4	0-0
BILLS	2-3	2-6	4-10	1-7	0-0
OPP	6-6	1-4	3-5	2-13	1-1

Atkins: (37G, 32N)(39G, 37B, 36N, 29N) Hergert: (12G, 28G)(28N, 16G, 46N, 40N, 33N)(32G, 45G)(37G, 34B, 22N, 20N)(38N) Shockley: (46N)(20G)Yoho: (45N, 49N)(43N, 43N)
 OPPONENTS: ((116G, 42N, 31N)(36G, 35G, 27N, 46G)(38G, 11G)(41N, 48N, 14G, 46N, 54N)(118G, 49N)(12G, 24N, 45N)(47N, 48G)(22G, 44N, 49B, 51G)(13G)(37N, 24N)(42N, 44N)(27N)

USUAL STARTERS	OFFENSE	DEFENSE
LE	88	Glenn Bass
LT	75	Ken Rice
LG	66	Billy Shaw
C	50	Al Bemiller
RG	70	Ed Muehlaupt
RT	74	Harold Olson
RE	81	Tom Rychlec
FB	33	Art Baker
LH	30	Wray Carlton
RH	44	Elbert Dubention
QB	14	M.C. Reynolds

DEFENSE	LE	LT	RT	RE	LLB	MLB	RLB	LCB	RCB	LS	RS
71	73	79	87	54	56	64	25	45	22	20	
Mack Yoho	Chuck McMurry	Jim Sorey	LaVerne Torczon	Joe Hergert	Archie Matsos	Stew Barber	Vernon Valdez	Richie McCabe	Jim Wagstaff	Bill Atkins	

PASSING	Att	Cmp	Yds	Cmp%	Yds/Att	TD	TD%	Int	Int%	Long	Sack/Lost	Rating
Reynolds	181	83	1004	45.9	5.55	2	1.1	13	7.2	52	24/169	37.2
Green	126	56	903	44.4	7.17	6	4.8	5	4.0	61†	23/159	68.3
Rabb	74	34	586	45.9	7.92	5	6.8	2	2.7	76†	10/64	84.6
Lucas	50	20	282	40.0	5.64	2	4.0	4	8.0	45†	5/41	38.9
O'Connell	5	1	11	20.0	2.20	0	0.0	1	20.0	11	1/9	—
Carlton	2	0	0	0.0	0.00	0	0.0	0	0.0	0	0/0	39.6
Bohling	1	0	0	0.0	0.00	0	0.0	0	0.0	0	0/0	39.6
BILLS	439	194	2786	44.2	6.35	15	3.4	25	5.7	76†	63/442	53.0
OPPONENTS	430	206	3237	47.9	7.53	28	6.5	29	6.7	85†	36/350	67.0



1962 SEASON STATISTICS

7-6-1 | 3RD IN AFL EAST | HEAD COACH LOU SABAN

Date	W/L Score	Opponent	Attendance
9/9	L 23-28	Houston	31,236
9/15	L 20-23	Denver	30,577
9/22	L 6-17	NY Titans	24,024
9/30	L 21-41	at Dallas	25,500
10/7	L 14-17	at Houston	26,350
10/13	W 35-10	San Diego	20,074
10/20	W 14-6	Oakland	21,037
10/28	W 45-38	at Denver	26,051
11/3	T 28-28	Boston	33,247
11/11	W 40-20	at San Diego	22,204
11/18	W 10-6	at Oakland	11,700
11/23	L 10-21	at Boston	20,021
12/2	W 23-14	Dallas	35,261
12/8	W 20-3	at NY Titans	16,453

TOTAL FIRST DOWNS

Rushing	238	229
Passing	119	89
Penalty	96	129
3rd Down: Made/Att	23	11
3rd Down Pct.	—	—
4th Down: Made/Att	—	—
4th Down Pct.	—	—

POSSESSION AVG.

—	—	—
---	---	---

TOTAL NET YARDS

Avg per Game	4464	4429
Total Plays	318.9	316.3
Avg per Play	875	845
	5.1	5.2

NET YARDS RUSHING

Avg per Game	2485	1687
Total Rushes	177.1	120.5
	501	373

NET YARDS PASSING

Avg per Game	1984	2742
Sacked/Yards Lost	141.7	195.9
Gross Yards	23/197	32/254
Att./Completions	2181	2996
Completion Pct.	351/150	440/215
Had Intercepted	42.7	48.9
	26	36

PUNTS/AVERAGE

76/38.8	70/38.1
---------	---------

NET PUNTING AVG.

36.5	35.4
------	------

PENALTIES/YARDS

74/797	80/786
--------	--------

FUMBLES/BALL LOST

27/12	26/14
-------	-------

TOUCHDOWNS

Rushing	41	35
Passing	20	10
Returns	15	24
	6	1

SCORE BY PERIOD

BILLS	Q1	Q2	Q3	Q4	PTS
BILLS	77	94	60	78	309
OPP	64	52	73	83	272

SCORING

TD	Ru	Pa	Rt	K-PAT	FG	S	Pts
Gilchrist	15	13	2	0	14/17	8-20	0 128
Dubention	6	0	5	1	0/0	0/0	0 36
Bass	4	0	4	0	0/0	0/0	0 24
Yoho	0	0	0	0	2-22	1-3	0 23

Rabb	3	3	0	0	1*	0/0	0	20
Carlton	2	2	0	0	0/0	0/0	0	12
Charon	2	0	2	0	0/0	0/0	0	12
Crow	2	1	1	0	0/0	0/0	0	12
Warlick	2	0	2	0	0/0	0/0	0	12
Baker	1	0	0	1	0/0	0/0	0	6
Kemp	1	1	0	0	0/0	0/0	0	6
Sestak	1	0	0	1	0/0	0/0	0	6
Moore	1	0	0	1	0/0	0/0	0	6
Rychlec	1	0	1	0	0/0	0/0	0	6
Felton	0	0	0	0	0-1	0/0	0	0
BILLS	41	20	15	6	34/40	9/23	0	315
OPP	35	10	24	1	30/33	10/20	0	272

*2-Pt. Conversions: BILLS 1-1, OPPONENTS 1-2

SACKS: Yoho 5.5, Sestak 4.5, Youngelman 3.0, Charon 2.0, Matuszak 2.0, Cannavino 1.0, Matsos 1.0, Moore 1.0, Sorey 1.0, Stratton 1.0, Torczon 1.0, Tracey 1.0, Others 5.0.

BILLS: 29.0
OPPONENTS: 32.0

RUSHING

No.	Yds	Avg	Long	TD	
Gilchrist	214	1,096	5.1	44	13
Crow	110	589	5.4	52	1
Calton	94	530	5.6	51	2
Rabb	37	77	2.1	14	3
Dorow	15	57	3.8	15	0
Kemp	12	56	4.7	28	1
Dubention	7	40	5.7	43	0
Jones	4	17	4.3	11	0
Baker	2	9	4.5	7	0
Wheeler	3	7	2.3	7	0
Henley	3	2	0.7	4	0
BILLS	501	2480	5.0	52	20
OPP	373	1687	4.5	0	10

RECEIVING

No.	Yds	Avg	Long	TD	
Warlick	35	482	13.8	25	2
Dubention	33	571	17.3	75t	5
Bass	32	555	17.3	76t	4
Gilchrist	24	319	13.3	76	2
Crow	8	80	10.0	25	1
Carlton	7	54	7.7	25	0
Rychlec	6	66	11.0	18	1
Baker	3	12	4.0	9	0
Tracey	1	28	28.0	28	0
Crockett	1	14	14.0	14	0
BILLS	150	2181	14.5	76t	15
OPP	215	2996	13.9	96t	24

INTERCEPTIONS

No.	Yds	Avg	Long	TD	
Charon	7	131	18.7	51	1
Edgerson	6	111	18.5	40	0
Stratton	6	99	16.5	42	0
Matuszak	6	46	7.7	25	0
Abruzzese	3	44	14.7	26	0
West	3	24	8.0	24	0
Taseff	2	21	10.5	17	0
Cannavino	1	19	19.0	19	0
Sestak	1	6	6.0	6	1
Moore	1	3	3.0	3	1
Felton	0	1	—	1	0
BILLS	36	505	14.0	51	3
OPP	26	299	11.5	55	0

PUNTING

No.	Yds	Avg	Net	Tb	In	Lg	B
Crow	76	2946	38.8	35.1	4	21	59 1
BILLS	76	2946	38.8	35.1	4	21	59 1
OPP	70	2665	38.1	34.3	5	17	64 3

PUNT RETURNS

Ret	FC	Yds	Avg	Long	TD	
West	15	3	124	8.3	45	0
Abruzzese	3	4	17	5.7	10	0
Taseff	4	0	18	4.5	7	0
Sestak	2	0	6	3.0	6	0
Rychlec	1	0	24	24.0	24	0
Cannavino	1	1	3	3.0	3	0
Edgerson	1	1	1	1.0	1	0
Charon	0	0	3	—	3	0
Jones	0	2	0	—	—	0
Team	0	1	0	—	—	0
BILLS	27	12	196	7.3	45	0
OPP	33	—	202	6.1	47	0

KICKOFF RETURNS

No.	Yds	Avg	Long	TD	
Dubention	7	231	33.0	93t	1
Baker	7	220	31.4	100t	1
Gilchrist	7	150	21.4	34	0
Jones	14	287	20.5	27	0
Abruzzese	10	194	19.4	39	0
Henley	5	90	18.0	27	0
Flint	1	4	4.0	4	0
DeLuca	1	0	—	0	0
BILLS	52	176	22.6	100t	2
OPP	56	1177	21.0	95t	1

FIELD GOALS

1-19	20-29	30-39	40-49	50+	
Gilchrist	2-4	2-5	2-3	2-8	0-0
Yoho	0-0	0-0	1-3	0-0	0-0
BILLS	2-4	2-5	3-6	2-8	0-0
OPP	2-2	4-7	3-7	1-3	0-1

Gilchrist: (40G, 44N)(33N, 48N)(46N)(46N, 33G)(14N, 46N)(18G, 12G)
(41N, 11N, 21G, 21N)(27N, 37G, 26N)(42G, 27G)
Yoho: (1)(1)(1)(35N)(33N)(1)(1)(36G)
(1)
OPPONENTS: (29N, 45N, 48N)(29G, 37G, 10G)(35G)
(32N, 32N)(16G, 37N)(27G)(22N)(20G)(38N)(1)
(49G, 36G, 50N)(25N)(23G)

USUAL STARTERS

OFFENSE	DEFENSE
IE 88	Glenn Bass
IT 77	Stew Barber
LG 66	Billy Shaw
C 50	Al Bemiller
RG 60	Tom Day
RT 74	Harold Olson
RE 84	Ernie Warlick
FB 34	Cookie Gilchrist
LH 30	Wray Carlton
RH 44	Elbert Dubention
QB 17	Warren Rabb

DEFENSE

IE 82	Mack Yoho
IT 76	Sid Youngelman
RT 70	Tom Sestak
RE 75	Nate Borden
LLB 55	Marv Matuszak
MLB 56	Archie Matsos
RLB 58	Mike Stratton
LCB 47	Willie West
RSB 24	Booker Edgerson
LS 23	Carl Taseff
RS 43	Carl Charon

PASSING

Att	Cmp	Yds	Cmp%	Yds/Att	TD	TD%	Int	Int%	Long	Sack/Lost	Rating	
Rabb	177	67	1196	37.9	6.8	10	5.6	14	7.9	76t	—	65.4
Kemp	94	51	636	54.3	6.8	3	3.2	4	4.3	49	—	68.4
Dorow	75	30	333	40.0	4.4	2	2.7	7	9.3	34	—	23.9
Crow	4	2	16	50.0	4.0	0	0.0	1	25.0	10	—	20.8
Taseff	1	0	0	0.0	0.0	0	0.0	0	0.0	—	—	39.6
BILLS	351	150	2181	42.7	6.2	15	4.3	26	7.4	76t	23/197	47.0
OPPONENTS	440	215	2996	48.9	6.8	24	5.5	36	8.2	96t	32/254	55.3



1963 SEASON STATISTICS

7-6-1 | T-1ST IN AFL EAST | HEAD COACH LOU SABAN

Date	W/L Score	Opponent	Attendance
9/8	L 10-14	at San Diego	22,344
9/15	L 17-35	at Oakland	17,568
9/22	T 27-27	Kansas City	33,487
9/28	L 20-31	Houston	32,340
10/5	W 12-0	Oakland	24,486
10/13	W 35-26	at Kansas City	25,519
10/20	L 14-28	at Houston	23,948
10/26	W 28-21	Boston	27,243
11/3	W 30-28	at Denver	19,424
11/9	W 27-17	Denver	30,989
11/17	L 13-23	San Diego	38,592
12/1	L 7-17	at Boston	16,981
12/8	W 45-14	NY Jets	20,222
12/14	W 19-10	at NY Jets	6,526

AFL DIVISIONAL PLAYOFF GAME

12/28	L 8-26	Boston	33,044
-------	--------	--------	--------

	BUF	OPP
TOTAL FIRST DOWNS	272	224
Rushing	107	63
Passing	147	147
Penalty	18	14
3rd Down: Made/Att	—	—
3rd Down Pct.	—	—
4th Down: Made/Att	—	—
4th Down: Pct.	—	—

POSSESSION AVG.

	4927	4073
TOTAL NET YARDS		
Avg. Per Game	349.6	264.4
Total Plays	912	789
Avg. Per Play	5.4	4.7

	1851	1217
NET YARDS RUSHING		
Avg. Per Game	131.3	86.9
Total Rushes	455	—

	3057	2856
NET YARDS PASSING		
Avg. Per Game	218.4	177.4
Sacked/Yards Lost	36/325	38/372
Gross Yards	3382	3228
Att./Completions	457/228	472/218
Completion Pct.	49.7	46.2
Had Intercepted	24	21

PUNTS/AVERAGE	62/40.5	80/40.1
----------------------	---------	---------

NET PUNTING AVG.	36.5	35.4
-------------------------	------	------

PENALTIES/YARDS	63/532	55/507
------------------------	--------	--------

FUMBLES/BALL LOST	25/16	19/12
--------------------------	-------	-------

	39	37
TOUCHDOWNS		
Rushing	21	12
Passing	16	24
Returns	2	1

SCORE BY PERIOD	Q1	Q2	Q3	Q4	PTS
BILLS	60	88	83	73	304
OPP	58	86	74	73	291

SCORING	TD	R	Pa	Rt	K-PAT	FG	S	Pts
Gilchrist	14	12	2	0	0/0	0/0	0	84
Yoho	0	0	0	0	32/36	10/23	1	64

Kemp	8	8	0	0	0/0	0/0	0	48
Dubention	4	0	4	0	0/0	0/0	0	24
Ferguson	3	0	3	0	0/0	0/0	0	18
Miller	3	0	3	0	0/0	0/0	0	18
Bass	1	0	1	0	0/0	0/0	0	6
Brown	1	1	0	0	0/0	0/0	0	6
Charon	1	0	1	0	0/0	0/0	0	6
Kochman	1	0	1	0	0/0	0/0	0	6
Rutkowski	1	0	1	0	0/0	0/0	0	6
Warlick	1	0	1	0	0/0	0/0	0	6
Stratton	1	0	0	1	0/0	0/0	0	6
Lamonica	0	0	0	0	*1	0/0	0	2
Tracey	0	0	0	0	*1	0/0	0	2
Jacobs	0	0	0	0	0/0	0/0	1	2
BILLS	39	21	16	2	32/36	10/23	2	304
OPP	37	12	24	1	31/31	10/25	2	291

2-Pt. Conversions : BILLS 2-3, OPPONENTS 1-2

SACKS: Sestak 7.5, Jacobs 5.0, Yoho 4.5, Youngelman 4.0, Tracey 3.0, Stratton 2.5, Dunaway 2.0, Saimes 1.0, Matuszak 0.5, Others 7.0
BILLS : 38.0
OPPONENTS : 33.0

RUSHING	No.	Yds	Avg	Long	TD
Gilchrist	232	979	4.4	32	12
Kochman	47	232	4.9	48	0
Kemp	50	239	4.3	26	8
Rutkowski	48	144	3.0	45	0
Carlton	29	125	4.3	19	0
Bass	14	59	4.2	9	0
Saimes	12	41	3.4	7	0
Brown	6	18	3.0	8	1
Lamonica	9	8	0.9	7	0
Crow	6	6	1.0	7	0
BILLS	453	1851	4.0	48	21
OPP	—	—	—	—	12

RECEIVING	No.	Yds	Avg	Long	TD
Miller	69	860	12.5	36	3
Dubention	53	959	17.7	89†	4
Warlick	24	479	20.0	55†	1
Gilchrist	24	211	8.8	42	2
Rutkowski	19	264	13.9	58†	1
Ferguson	9	181	20.1	72†	3
Bass	9	153	17.0	74†	1
Saimes	6	23	3.8	9	0
Crow	5	69	13.8	28	0
Kochman	4	148	29.6	68	1
Brown	3	7	3.5	7	0
Stratton	1	19	19.0	19	0
Carlton	1	9	9.0	9	0
BILLS	227	3382	14.9	89†	16
OPP	228	3228	14.2	—	2

INTERCEPTIONS	No.	Yds	Avg	Long	TD
Tracey	5	22	4.4	15	0
West	5	57	11.4	23	0
Saimes	4	29	7.3	16	0
Stratton	3	31	10.3	26	1
Abruzzese	3	9	3.0	9	0
Jacobs	1	8	8.0	8	0
Edgerson	1	0	0.0	0	0
BILLS	22	156	7.1	26	1
OPP	24	—	—	—	—

PUNTING	No.	Yds	Avg	Net	TB	In	Lg	B
Lamonica	52	2086	40.1	—	4	16	57	1
Crow	10	424	42.4	—	1	3	57	0
BILLS	62	2510	40.5	36.5	5	19	57	1
OPP	80	3209	40.1	35.4	3	14	68	0

PUNT RETURNS	Ret	FC	Yds	Avg	Long	TD
Abruzzese	17	8	152	8.9	32	0
West	11	6	86	7.8	24	0
Rutkowski	8	6	67	8.3	29	0
Kochman	1	0	11	11.0	11	0
(Others)	0	2	0	0.0	0	0
BILLS	37	22	316	8.5	32	0
OPP	21	21	144	6.9	27	0

KICKOFF RETURNS	No.	Yds	Avg	Long	TD
Rutkowski	13	396	30.5	65	0
Dubention	13	333	25.6	39	0
Saimes	7	140	20.0	31	0
Abruzzese	6	118	19.7	25	0
West	6	56	9.3	32	0
Brown	2	40	20.0	20	0
Tracey	1	21	21.0	21	0
Rivera	1	20	20.0	20	0
Barber	1	9	9.0	9	0
Paterra	1	0	0.0	0	0
Matuszak	1	0	0.0	0	0
BILLS	52	1133	21.8	65	0
OPP	—	—	—	—	—

FIELD GOALS 1-19 20-29 30-39 40-49 50+

Yoho	4-4	3-4	2-8	1-7	0-0
BILLS	4-4	3-4	2-8	1-7	0-0
OPP	2-2	2-3	3-7	3-11	0-2

Yoho : (17G)(32G,38N)(31N,45N)(41G,34G,22N)(27G)(40N)(46N)(40N,42B,47N)(39B,22G)(137N,27G,9G)(37N)(13G,37N)(13G)
 OPPONENTS : (1)(34N,44N,44N)(31G)(28G)(47N)(38G,27G,43N,49N,35N)(1)(23B)(53N)(50N,47N,46G)(39G,47N,15G,41G)(41N,43G)(36N)(17G,34N)

USUAL STARTERS

OFFENSE

LE	81	Bill Miller
LT	77	Stew Barber
LG	66	Billy Shaw
C	50	Al Bemiller
RG	60/64	Tom Day
RT	51	Dave Behrman
RE	84	Ernie Warlick
FB	34	Cookie Gilchrist
LB	40	Ed Rutkowski
RH	44	Elbert Dubention
QB	15	Jack Kemp

DEFENSE

LE	76	Sid Youngelman
LT	78	Jim Dunaway
RT	70	Tom Sestak
RE	82	Mack Yoho
LLB	85	John Tracey
MLB	54/56	Harry Jacobs
RLB	58	Mike Stratton
LCB	47	Willie West
RCB	24	Booker Edgerson
LS	46	Ray Abruzzese
RS	26	George Saimes

PASSING	Att	Cmp	Yds	Cmp%	Yds/Att	TD	TD%	Int	Int%	Long	Sack/Lost	Rating
Kemp	384	193	2910	50.5	7.59	13	3.4	20	5.2	89†	—	65.4
Lamonica	71	33	437	46.5	6.15	3	4.2	4	5.6	74	—	57.1
Gilchrist	1	1	35	100.0	35.00	0	0.0	0	0.0	35	0/0	118.8
Rutkowski	1	0	0	0.0	0.00	0	0.0	0	0.0	0	0/0	39.6
BILLS	457	227	3382	49.9	7.41	16	3.5	24	5.3	89†	36/325	64.3
OPPONENTS	472	228	3228	48.3	6.84	24	5.1	21	4.4	—	38/372	69.2



1964 SEASON STATISTICS

12-2 | 1ST IN AFL EAST | AFL CHAMPIONS | HEAD COACH LOU SABAN

Date	W/L Score	Opponent	Attendance
9/13	W 34-17	Kansas City	30,157
9/20	W 30-13	Denver	28,501
9/26	W 30-3	San Diego	40,167
10/3	W 23-20	Oakland	36,461
10/11	W 48-17	at Houston	26,218
10/18	W 35-22	at Kansas City	20,904
10/24	W 34-24	NY Jets	39,621
11/1	W 24-10	Houston	40,119
11/8	W 20-7	at NY Jets	61,929
11/15	L 28-36	Boston	42,308
11/26	W 27-24	at San Diego	34,865
12/6	L 13-16	at Oakland	18,134
12/13	W 30-19	at Denver	14,431
12/20	W 24-14	at Boston	38,021

AFL CHAMPIONSHIP GAME
12/26 W 20-7 San Diego 40,242

	BUF	OPP
TOTAL FIRST DOWNS	255	206
Rushing	114	48
Passing	130	145
Penalty	11	13
3rd Down: Made/Att	—	—
3rd Down Pct.	—	—
4th Down: Made/Att	—	—
4th Down: Pct.	—	—

POSSESSION AVG. — —

	5206	3878
TOTAL NET YARDS	5206	3878
Avg per Game	371.9	277.0
Total Plays	924	817
Avg per Play	5.6	4.7

	2040	913
NET YARDS RUSHING	2040	913
Avg per Game	145.7	65.2
Total Rushes	492	300

	3166	2965
NET YARDS PASSING	3166	2965
Avg per Game	226.1	211.8
Sacked/Yards Lost	35/256	50/396
Gross Yards	3422	3361
Att./Completions	397/174	517/241
Completion Pct.	43.8	46.6
Had Intercepted	34	28

PUNTS/AVERAGE 65/42.7 87/41.9

NET PUNTING AVG. 37.6 —

PENALTIES/YARDS 62/511 54/577

FUMBLES/BALL LOST 32/18 24/9

	48	29
TOUCHDOWNS	48	29
Rushing	25	4
Passing	19	24
Returns	4	1

SCORE BY PERIOD	Q1	Q2	Q3	Q4	PTS
BILLS	95	113	63	129	400
OPPONENTS	53	47	93	49	242

SCORING	TD	Ru	Pa	Rt	K-PAT	FG	S	Pts
Gogolak	0	0	0	0	45/46	19/29	0	102
Dubention	10	0	0	0	0/0	0/0	0	60
Bass	7	0	7	0	0/0	0/0	0	42
Lamonica	6	6	0	0	2	0/0	0	40
Gilchrist	6	6	0	0	0/0	0/0	0	36
Kemp	5	5	0	0	0/0	0/0	0	30
Smith	4	4	0	0	0/0	0/0	0	24
Auer	3	2	0	1	0/0	0/0	0	18
Carlton	1	1	0	0	0/0	0/0	0	6
Ross	1	1	0	0	0/0	0/0	0	6
Groman	1	0	1	0	0/0	0/0	0	6
Rutkowski	1	0	1	0	0/0	0/0	0	6
Byrd	1	0	0	1	0/0	0/0	0	6
Clarke	1	0	0	1	0/0	0/0	0	6
Sestak	1	0	0	1	0/0	0/0	0	6
McDole	0	0	0	0	0/0	0/0	2	4
Stratton	0	0	0	0	0/0	0/0	1	2
BILLS	48	25	19	4	45/46	19/29	3	400
OPP	29	4	24	1	22/23	14/27	2	242

*2 Pt-Conversions: BILLS 2-2, OPPONENTS 2-6

SACKS: Sestak 14.5, McDole 5.5, Keating 3.5, Tracey 3.5, Saimes 3.0, Stratton 2.5, Day 2.5, Dunaway 2.0, Jacobs 2.0, Others 11.0
BILLS: 50.0
OPPONENTS: 35.0

RUSHING	No.	Yds	Avg	Long	TD
Gilchrist	230	981	4.3	67	6
Smith	62	306	4.9	37	4
Lamonica	55	289	5.3	28	6
Auer	63	191	3.0	21	2
Kemp	37	124	3.4	14	5
Carlton	39	114	2.9	11	1
Dubention	1	20	20.0	20	0
Ross	4	14	3.5	12	1
Hudson	1	1	1.0	1	0
BILLS	492	2040	4.1	67	25
OPP	300	913	3.0	—	4

RECEIVING	No.	Yds	Avg	Long	TD
Bass	43	897	20.9	94†	7
Dubention	42	1139	27.1	72	10
Gilchrist	30	345	11.5	37	0
Warlick	23	478	20.8	45	0
Rutkowski	13	234	18.0	46†	1
Auer	11	166	15.1	43	0
Smith	6	72	12.0	25	0
Groman	4	68	17.0	22†	1
Carlton	2	23	11.5	17	0
BILLS	174	3422	19.7	94†	19
OPP	241	3361	13.9	—	24

INTERCEPTIONS	No.	Yds	Avg	Long	TD
Byrd	7	178	25.4	75†	1
Saimes	6	56	9.3	32	0
Edgerson	4	130	32.5	91	0
Tracey	3	12	4.0	6	0
Sykes	2	36	18.0	36	0
Jacobs	2	13	6.5	13	0
Warner	1	30	30.0	30	0
Sestak	1	15	15.0	15†	1
McDole	1	0	0.0	0	0
Stratton	1	0	0.0	0	0
BILLS	28	470	16.8	91	2
OPP	34	406	11.9	65	0

PUNTING	No.	Yds	Avg	Net	TB	In	Lg	B
Maguire	65	2777	42.7	37.6	4	23	64	0
BILLS	65	2777	42.7	37.6	4	23	64	0
OPP	87	3649	41.9	—	—	—	—	—

PUNT RETURNS	Ret	FC	Yds	Avg	Long	TD
Clarke	33	3	317	9.6	53†	1
Warner	3	0	55	18.3	—	0
Rutkowski	8	7	45	5.6	10	0
Byrd	2	5	4	2.0	4	0
Abruzzese	0	2	0	0.0	0	0
(Others)	0	1	0	0.0	0	0
BILLS	46	18	421	9.2	53†	1
OPP	24	—	250	10.4	—	0

KICKOFF RETURNS	No.	Yds	Avg	Long	TD
Rutkowski	21	498	23.7	57	0
Clarke	16	330	20.6	41	0
Warner	5	121	24.2	30	0
Smith	3	68	22.7	28	0
Barber	2	0	0.0	0	0
Maguire	1	0	0.0	0	0
Auer	0	1	0.0	1	0
BILLS	48	1018	21.2	57	0
OPP	—	—	—	—	—

FIELD GOALS	1-19	20-29	30-39	40-49	50+
Gogolak	9-9	3-6	5-8	2-3	0-3
BILLS	9-9	3-6	5-8	2-3	0-3
OPP	4-5	2-2	2-8	5-9	1-3

Gogolak: (13G, 13G)(33G, 21G, 17G)(39N, 28N, 13G)(45B)(18G, 26G, 28N)(50N)(37B, 12G, 31G)(57N, 17G)(47G, 33G)(41G, 33G, 35N)(23N, 33G)(55N, 12G, 24G)(112G)
OPPONENTS: (10G)(51G, 52N, 49G, 36N)(12G)(25G, 19G)(16B, 47G)(46N, 38N, 31G)(9G, 46N)(49N, 49G, 37N, 50N)(36N)(127G)(30N, 40G)(30G, 32N, 45G)(46N)

USUAL STARTERS

OFFENSE		
LE	85	Glenn Bass
LT	77	Stew Barber
LG	66	Billy Shaw
C	53	Walt Cudzik
RG	50	Al Bemiller
RT	79	Dick Hudson
RE	84	Ernie Warlick
FB	34	Cookie Gilchrist
LH	30	Wray Carlton
RH	44	Elbert Dubention
QB	15	Jack Kemp

DEFENSE		
LE	72	Ron McDole
LT	75	Dudley Meredith
RT	70	Tom Sestak
RE	88	Tom Day
LLB	51	John Tracey
MLB	64	Harry Jacobs
RLB	58	Mike Stratton
LCB	24	Booker Edgerson
RCB	42	Butch Byrd
LS	46	Ray Abruzzese
RS	26	George Saimes

PASSING	Att	Cmp	Yds	Cmp%	Yds/Att	TD	TD%	Int	Int%	Long	Sack/Lost	Rating
Kemp	269	119	2285	44.2	8.49	13	4.8	26	9.7	94†	—	50.9
Lamonica	128	55	1137	43.0	8.88	6	4.7	8	6.3	89	—	64.5
BILLS	397	174	3422	43.8	8.62	19	4.8	34	8.6	94†	35/256	54.8
OPPONENTS	517	241	3361	46.6	6.50	24	4.6	28	5.4	—	50/396	60.9



1965 SEASON STATISTICS

10-3-1 | 1ST IN AFL EAST | AFL CHAMPIONS | HEAD COACH LOU SABAN

Date	W/L	Score	Opponent	Attendance
9/11	W	24-7	Boston	45,502
9/19	W	30-15	at Denver	30,682
9/26	W	33-21	NY Jets	45,056
10/3	W	17-12	Oakland	41,256
10/10	L	3-34	San Diego	45,260
10/17	W	23-7	at Kansas City	26,941
10/24	W	31-13	Denver	45,046
10/31	L	17-19	Houston	44,267
11/7	W	23-7	at Boston	24,415
11/14	W	17-14	at Oakland	19,352
11/25	T	20-20	at San Diego	27,473
12/5	W	29-18	at Houston	23,087
12/12	W	34-25	Kansas City	40,298
12/19	L	12-14	at NY Jets	57,396

AFL CHAMPIONSHIP GAME

12/26 W 23-0 at San Diego 30,361

	BUF	OPP
TOTAL FIRST DOWNS	206	226
Rushing	69	65
Passing	119	141
Penalty	18	20
3rd Down: Made/Att	—	—
3rd Down Pct.	—	—
4th Down: Made/Att	—	—
4th Down Pct.	—	—

POSSESSION AVG. — —

	3749	4284
TOTAL NET YARDS		
Avg per Game	267.8	306.0
Total Plays	882	890
Avg per Play	4.3	4.8

	1288	1114
NET YARDS RUSHING		
Avg per Game	92.0	79.6
Total Rushes	392	360

	2461	3170
NET YARDS PASSING		
Avg per Game	175.8	226.4
Sacked/Yards Lost	29/283	28/246
Gross Yards	2744	3416
Att./Completions	461/208	502/227
Completion Pct.	45.1	45.2
Had Intercepted	24	32

PUNTS/AVERAGE 80/43.0 76/40.2

NET PUNTING AVG. 38.7 —

PENALTIES/YARDS 78/685 69/832

FUMBLES/BALL LOST 28/14 33/25

	33	25
TOUCHDOWNS		
Rushing	16	5
Passing	13	19
Returns	4	1

SCORE BY PERIOD	Q1	Q2	Q3	Q4	OT	PTS
BILLS	76	81	60	96	0	313
OPPONENTS	42	73	39	72	0	226

SCORING	TD	Ru	PaRt	K-PAT	FG	S	Pts
Gogolak	0	0	0	0	31/31	28/46	0 115
Carlton	7	6	1	0	0/0	0/0	0 42

Joe	6	4	2	0	0/0	0/0	0 36
Kemp	4	4	0	0	0/0	0/0	0 24
Warner	4	0	1	3	0/0	0/0	0 24
Roberson	3	0	3	0	0/0	0/0	0 18
Ferguson	2	0	2	0	0/0	0/0	0 12
Bass	1	0	1	0	0/0	0/0	0 6
Dubention	1	0	1	0	0/0	0/0	0 6
Lamonica	1	1	0	0	0/0	0/0	0 6
Rutkowski	1	0	1	0	0/0	0/0	0 6
Saimes	1	0	0	1	0/0	0/0	0 6
Smith	1	1	0	0	0/0	0/0	0 6
Warlick	1	0	1	0	0/0	0/0	0 6
BILLS	33	16	13	4	31/31	28/46	313
OPP	26	6	19	1	19/20	15/30	226

2-Pt Conversions: BILLS 0-0, OPPONENTS 3-4

SACKS: Sestak 8.0, Day 4.5, Stratton 3.5, Tracey 2.5, Dunaway 1.5, Jacobs 1.0, McDole 1.0, Meredith 1.0, Others 5.0
BILLS: 28.0
OPPONENTS: 29.0

RUSHING	No.	Yds	Avg	Long	TD
Carlton	156	592	3.8	80t	6
Joe	123	377	3.1	30	4
Smith	43	137	3.2	13	1
Stone	19	61	3.2	14	0
Kemp	36	49	1.4	12	4
Lamonica	10	30	3.0	10	1
Maguire	1	21	21.0	21	0
Auer	3	19	6.3	14	0
Warner	1	2	2.0	2	0
BILLS	392	1288	3.3	80t	16
OPP	360	1114	3.1	—	5

RECEIVING	No.	Yds	Avg	Long	TD
Roberson	31	483	15.6	74t	3
Joe	27	271	10.0	78t	2
Carlton	24	196	8.2	23	1
Costa	21	401	19.1	46	0
Ferguson	21	262	12.5	30t	2
Bass	18	299	16.6	38	1
Dubention	18	281	15.6	46	1
Rutkowski	18	247	13.7	47t	1
Smith	12	116	9.7	21	0
Warlick	8	112	14.0	27	1
Stone	6	29	4.8	9	0
Mills	1	43	43.0	43	0
Warner	1	11	11.0	11t	1
Tracey	1	2	2.0	2	0
Kemp	1	-9	-9.0	-9	0
BILLS	208	2744	13.2	78t	13
OPP	227	3416	15.0	—	19

INTERCEPTIONS	No.	Yds	Avg	Long	TD
Clarke	7	60	8.6	40	0
Byrd	5	119	23.8	62	0
Warner	5	84	16.8	23	1
Edgersson	5	55	11.0	19	0
Saimes	4	24	6.0	20	0
Stratton	2	19	9.5	19	0
McDole	1	24	24.0	24	0
Tracey	1	8	8.0	8	0
Day	1	0	0.0	0	0
Jacobs	1	0	0.0	0	0
BILLS	32	393	12.3	62	1
OPP	24	467	19.5	—	1

PUNTING	No.	Yds	Avg	Net	TB	In	Lg	B
Maguire	80	3437	43.0	38.7	6	21	68.0	0
BILLS	80	3437	43.0	38.7	6	21	68.0	0
OPP	76	3053	40.2	—	—	—	—	—

PUNT RETURNS	Ret	FC	Yds	Avg	Long	TD
Byrd	21	—	201	9.6	30	0
Rutkowski	11	—	127	11.5	33	0
Warner	1	—	16	16.0	16	0
Clarke	1	—	13	13.0	13	0
Hudlow	1	—	12	12.0	12	0
Saimes	0	—	1	1.0	1	0
BILLS	35	16	370	10.6	33	0
OPP	36	—	222	7.4	—	0

KICKOFF RETURNS	No.	Yds	Avg	Long	TD
Warner	32	825	26.5	102t	2
Rutkowski	5	97	19.4	23	0
Roberson	4	59	14.8	22	0
Hudlow	2	36	18.0	18	0
Maguire	1	5	5.0	5	0
Dunaway	1	0	0.0	0	0
BILLS	45	1022	22.7	102t	2
OPP	60	1449	24.2	—	0

FIELD GOALS 1-19 20-29 30-39 40-49 50+
 Gogolak 10-10 8-9 9-15 1-8 0-4
 BILLS 10-10 8-9 9-15 1-8 0-4
 OPP 6-9 4-7 4-9 1-4 0-1

Gogolak:(34N,36G,30B)(28G,46N,18G,29B,18G)(53N,33G,22G,27G,9G)(20G)(38G)(48N,14G,13G,34G)(22G,38N)(45N,31N,39G,55N)(28G,16G,32G)(43N,36N,44B,37G)(12G,35N,22G)(12G,12G,50N,50N,47G,34G,19G)(30G,22G)(40B,42B)
 OPPONENTS:(47N)(42N)(24G,23G)(36B,33G,25N)(22B,15G,19G)(38B,15B)(13B,33G,20G)(16N,31G,30G,13G,8G)(29N)(35N,49N)(37N,9G,14G)(31B,41G,52N)

USUAL STARTERS

OFFENSE

FL	46	Bo Roberson
LE	80	Charley Ferguson
LT	77	Stew Barber
LG	66	Billy Shaw
C	60	Dave Behrman
RG	50	Al Bemiller
RT	79	Dick Hudson
RE	82	Paul Costa (8)
	84	Ernie Warlick (6)
FB	33	Billy Joe
HB	30	Wray Carlton
QB	15	Jack Kemp

DEFENSE

LE	72	Ron McDole
LT	78	Jim Dunaway
RT	70	Tom Sestak
RE	88	Tom Day
LLB	51	John Tracey
MLB	64	Harry Jacobs
RLB	58	Mike Stratton
LCB	24	Booker Edgersson
RCB	42	Butch Byrd
LS	45	Hagood Clarke
RS	26	George Saimes

PASSING	Att	Cmp	Yds	Cmp%	Yds/Att	TD	TD%	Int	Int%	Long	Sack/Lost	Rating
Kemp	391	179	2368	45.8	6.06	10	2.6	18	4.6	78t	—	54.8
Lamonica	70	29	376	41.4	5.37	3	4.3	6	8.6	74t	—	37.6
BILLS	461	208	2744	45.1	5.95	13	2.8	24	5.2	78t	29/283	52.2
OPPONENTS	502	227	3416	45.2	6.80	19	6.4	32	6.4	—	28/246	54.2



1966 SEASON STATISTICS

9-4-1 | 1ST IN AFL EAST | HEAD COACH JOE COLLIER

Date	W/L Score	Opponent	Attendance
9/4	L 7-27	at San Diego	27,572
9/11	L 20-42	Kansas City	42,023
9/18	W 58-24	Miami	37,546
9/25	W 27-20	Houston	42,256
10/2	W 29-14	at Kansas City	43,885
10/8	L 10-20	Boston	45,542
10/16	T 17-17	San Diego	45,169
10/30	W 33-23	at NY Jets	61,552
11/6	W 29-0	at Miami	37,177
11/13	W 14-3	NY Jets	45,738
11/20	W 42-20	at Houston	27,312
11/24	W 31-10	at Oakland	36,781
12/4	L 3-14	at Boston	39,350
12/18	W 38-21	Denver	40,583

AFL CHAMPIONSHIP GAME
1/1 L 7-31 Kansas City 42,080

	BUF	OPP
TOTAL FIRST DOWNS	255	192
Rushing	110	49
Passing	126	131
Penalty	19	12
3rd Down: Made/Att	—	—
3rd Down Pct.	—	—
4th Down: Made/Att	—	—
4th Down Pct.	—	—

POSSESSION AVG. — —

	4748	4109
TOTAL NET YARDS		
Avg per Game	339.1	293.5
Total Plays	944	842
Avg per Play	5.0	4.9

	1892	1051
NET YARDS RUSHING		
Avg per Game	86.5	99.5
Total Rushes	455	344

	2856	3058
NET YARDS PASSING		
Avg per Game	204.0	218.4
Sacked/Yards Lost	16/144	32/249
Gross Yards	3000	3307
Att./Completions	473/199	466/205
Completion Pct.	42.1	44.0
Had Intercepted	21	29

PUNTS/AVERAGE 69/41.2 84/39.6

NET PUNTING AVG. 34.5 —

PENALTIES/YARDS 62/637 55/546

FUMBLES/BALL LOST 27/15 19/9

	43	31
TOUCHDOWNS		
Rushing	19	6
Passing	15	22
Returns	9	3

SCORE BY PERIOD	Q1	Q2	Q3	Q4	OT	PTS
BILLS	47	127	74	110	0	358
OPPONENTS	75	53	34	93	0	255

SCORING	TD	Ru	Pa	Rt	K-PAT	FG	S	Pts
Lusteg	0	0	0	0	41/42	19/37	0	98
Burnett	8	4	4	0	0/0	0/0	0	0

Carlton	6	6	0	0	0/0	0/0	0	36
Kemp	5	5	0	0	0/0	0/0	0	32
Spikes	4	3	1	0	0/0	0/0	0	24
Costa	3	0	3	0	0/0	0/0	0	18
Crockett	3	0	3	0	0/0	0/0	0	18
Dubention	2	0	2	0	0/0	0/0	0	12
Rutkowski	2	0	1	1	0/0	0/0	0	12
Byrd	2	0	0	2	0/0	0/0	0	12
Janik	2	0	0	2	0/0	0/0	0	12
Lamonica	1	1	0	0	0/0	0/0	0	6
Ferguson	1	0	1	0	0/0	0/0	0	6
Clarke	1	0	0	1	0/0	0/0	0	6
Dunaway	1	0	0	1	0/0	0/0	0	6
Stratton	1	0	0	1	0/0	0/0	0	6
Warner	1	0	0	1	0/0	0/0	0	6
BILLS	43	19	15	9	41/42	19/37	1	358
OPP	31	6	22	3	28/28	13/23	2	255

2-Pt. Conversions: BILLS 0-1, OPPONENTS 1-3

SACKS: McDole 6.5, Sestak 5.0, Dunaway 3.5, Tracey 3.0, Day 2.0, Schottenheimer 2.0, Stratton 2.0, Costa 1.0, Jacobs 1.0, Janik 1.0, Others 5.0
BILLS: 32.0
OPPONENTS: 16.0

RUSHING	No.	Yds	Avg	Long	TD
Burnett	187	766	4.1	32	4
Carlton	156	696	4.5	23	6
Smith	31	148	4.8	20	0
Kemp	40	130	3.3	26	5
Spikes	28	119	4.3	36	3
Dubention	3	16	5.3	17	0
Lamonica	9	6	0.7	14	1
Costa	0	1	—	0	0
Rutkowski	1	10	10.0	10	0
BILLS	455	1892	4.1	36	19
OPP	344	1051	3.1	—	6

RECEIVING	No.	Yds	Avg	Long	TD
Dubention	50	747	14.9	44	2
Burnett	34	419	12.3	48	4
Crockett	31	533	17.2	53†	3
Costa	27	400	14.8	50	3
Carlton	21	280	13.3	55	0
Ferguson	16	293	18.3	32	1
Bass	10	130	13.0	19	0
Rutkowski	6	150	25.0	55	1
Spikes	2	45	22.5	27	1
O'Donnell	1	2	2.0	2	0
Smith	1	1	1.0	1	0
BILLS	199	3000	15.1	55	15
OPP	205	3307	16.1	—	22

INTERCEPTIONS	No.	Yds	Avg	Long	TD
Janik	8	136	17.0	37†	2
Byrd	6	110	18.3	60†	1
Clarke	5	118	23.6	66†	1
Stratton	3	37	12.3	23	0
Jacobs	2	15	7.5	15	0
Saimes	1	32	32.0	32	0
Schottenheimer	1	20	20.0	20	0
McDole	1	4	4.0	4	0
King	1	0	0.0	0	0
Tracey	1	0	0.0	0	0
BILLS	29	472	16.3	66†	4
OPP	21	303	14.4	65	1

PUNTING	No.	Yds	Avg	Net	TB	In	Lg	B
Maguire	69	2841	41.2	34.5	8	14	61	0
BILLS	69	2841	41.2	34.5	8	14	61	0
OPP	84	3324	39.6	—	—	—	—	—

PUNT RETURNS	Ret	FC	Yds	Avg	Long	TD
Byrd	23	5	186	8.1	72†	1
Rutkowski	18	4	209	11.6	73†	1
Clarke	2	0	12	6.0	7	0
Stratton	0	0	4	2.0	4	0
BILLS	43	9	411	9.6	73†	2
OPP	20	21	301	15.1	—	2

KICKOFF RETURNS	No.	Yds	Avg	Long	TD
Warner	33	846	25.6	95†	1
Rutkowski	6	121	20.2	32	0
Mills	4	76	19.0	26	0
Ferguson	2	0	0.0	0	0
DeSutter	2	0	0.0	0	0
Prudhomme	1	16	16.0	16	0
Schmidt	1	2	2.0	2	0
Clarke	1	0	0.0	0	0
Maguire	1	0	0.0	0	0
O'Donnell	0	3	—	3	0
BILLS	51	1064	20.9	95†	1
OPP	65	1329	20.4	—	0

FIELD GOALS	1-19	20-29	30-39	40-49	50+
Lusteg	8-10	3-5	4-8	4-10	0-4
BILLS	8-10	3-5	4-8	4-10	0-4
OPP	3-3	2-3	5-6	3-9	0-2

Lusteg:[44B,42N]([22G,9G])([13G][50N,47G,32G][27G,16G,20G][33N,36N,37G,27N])([42N,34N,41G,23N][36G,10G,38G,17G])([44N,41N,51N,50N,44G,44G])([150N,47B])(19N,19G)([11G][39N,16G,15N])
OPPONENTS: (30G,10G)([24G][47G,35G,55N])([10G,47N,31G,50N][31G,42N][28G,49N][27N])(49N,43G,35B)(49G,35G)([8G][42N,41B])()

USUAL STARTERS

OFFENSE		
FL	44	Elbert Dubention
LE	83	Bobby Crockett
LT	77	Stew Barber
LG	66	Billy Shaw
C	50	Al Bemiller
RG	67	Joe O'Donnell
RT	79	Dick Hudson
RE	82	Paul Costa
FB	30	Wray Carlton
HB	21	Bobby Burnett
QB	15	Jack Kemp

DEFENSE		
LE	72	Ron McDole
LT	78	Jim Dunaway
RT	70	Tom Sestak
RE	88	Tom Day
LLB	51	John Tracey
MLB	64	Harry Jacobs
RLB	58	Mike Stratton
LCB	27	Tom Janik
RCB	42	Butch Byrd
LS	45	Hagood Clarke
RS	26	George Saimes

PASSING	Att	Cmp	Yds	Cmp%	Yds/Att	TD	TD%	Int	Int%	Long	Sack/Lost	Rating
Kemp	389	166	2451	42.7	6.30	11	2.8	16	4.1	55	—	56.2
Lamonica	84	33	549	39.3	6.54	4	4.8	5	5.9	55	—	53.1
BILLS	473	199	3000	42.1	6.34	15	3.2	21	4.4	55	16/144	55.6
OPPONENTS	466	205	3307	44.0	7.10	22	4.7	29	6.2	—	32/249	58.1



1967 SEASON STATISTICS

4-10 | T-3RD IN AFL EAST | HEAD COACH JOE COLLIER

Date	W/L Score	Opponent	Attendance
9/10	W 20-17	NY Jets	45,748
9/17	L 3-20	Houston	41,384
9/24	L 0-23	Boston	45,748
10/1	L 17-37	San Diego	39,310
10/8	W 17-16	at Denver	35,188
10/15	L 20-24	Oakland	45,758
10/29	L 3-10	at Houston	30,060
11/5	W 35-13	Miami	31,622
11/12	L 10-20	at NY Jets	62,671
11/19	L 20-21	Denver	30,891
11/26	L 14-17	at Miami	27,050
12/3	L 13-23	at Kansas City	41,943
12/9	W 44-16	at Boston	20,627
12/24	L 21-28	at Oakland	30,738

TOTAL FIRST DOWNS	203	201
Rushing	65	73
Passing	119	106
Penalty	19	22
3rd Down: Made/Att	—	—
3rd Down Pct.	—	—
4th Down: Made/Att	—	—
4th Down: Pct.	—	—

POSSESSION AVG. — —

TOTAL NET YARDS	3588	3447
Avg per Game	256.3	246.2
Total Plays	850	857
Avg per Play	4.2	4.0

NET YARDS RUSHING	1271	1622
Avg per Game	90.8	115.9
Total Rushes	371	437

NET YARDS PASSING	2317	1825
Avg per Game	165.5	130.4
Sacked/Yards Lost	45/446	43/366
Gross Yards	2763	2191
Att./Completions	434/183	377/162
Completion Pct.	42.2	43.0
Had Intercepted	34	27
Had Intercepted	29	33

PUNTS/AVERAGE 77/43.1 74/41.0

NET PUNTING AVG. 37.9 —

PENALTIES/YARDS 74/828 51/507

FUMBLES/BALL LOST 32/13 26/9

TOUCHDOWNS	27	33
Rushing	9	11
Passing	14	17
Returns	4	5

SCORE BY PERIOD	Q1	Q2	Q3	Q4	PTS
BILLS	61	61	47	68	237
OPPONENTS	50	105	49	81	285

SCORING	TD	Ru	Pa	Rt	K-PAT	FG	S	Pts
Mercer	0	0	0	0	25/26	16/28	0	73
Lincoln	9	4	5	0	0/0	0/0	0	54
Powell	4	0	4	0	0/0	0/0	0	24
Carlton	3	3	0	0	0/0	0/0	0	18
Kemp	2	2	0	0	*1	0/0	0	14
Costa	2	0	2	0	0/0	0/0	0	12
Janik	2	0	2	0	0/0	0/0	0	12
Masters	2	0	2	0	0/0	0/0	0	12
Leadbetter	1	0	1	0	0/0	0/0	0	6
Sestak	1	0	0	1	0/0	0/0	0	6
Schottenheimer	1	0	0	1	0/0	0/0	0	6
BILLS	27	9	14	4	25/26	16/28	237	
OPP	33	11	17	5	32/33	17/38	285	

*2-Pt. Conversions: BILLS 1-1, OPPONENTS 0-0

SACKS: Dunaway 6.5, Sestak 6.5, Stratton 5.0, Tracey 4.5, Kindig 2.5, Prudhomme 2.5, Guidry 2.0, Frazier 1.0, McDole 1.0, Petrich 1.0, Meredith 0.5, Others 10.0
BILLS: 43.0
OPPONENTS: 45.0

RUSHING	No.	Yds	Avg	Long	TD
Lincoln	159	601	3.8	28	4
Carlton	107	467	4.4	21	3
Burnett	45	96	2.1	18	0
Bivins	15	58	3.9	43	0
Kemp	36	58	1.6	14	2
Spikes	4	9	2.3	6	0
Donaldson	3	-1	-0.3	2	0
Dubention	2	-17	-8.5	-1	0
BILLS	371	1271	3.4	43	9
OPP	437	1622	3.7	53	11

RECEIVING	No.	Yds	Avg	Long	TD
Lincoln	41	558	13.6	60†	5
Costa	39	726	18.6	63†	2
Dubention	25	384	15.4	42	0
Powell	20	346	17.3	37†	4
Masters	20	274	13.7	28	2
Burnett	11	114	10.4	38	0
Leadbetter	9	161	17.9	60	1
Carlton	9	97	10.8	24	0
Rutkowski	6	59	9.8	17	0
Donaldson	1	20	20.0	20	0
Tracey	1	15	15.0	15	0
Spikes	1	9	9.0	9	0
BILLS	183	2763	15.1	63†	14
OPP	162	2191	13.5	56	17

INTERCEPTIONS	No.	Yds	Avg	Long	TD
Janik	10	222	22.2	46	2
Byrd	5	25	5.0	12	0
Schottenheimer	3	88	29.3	45†	1
Edgersen	2	25	12.5	25	0
Saimes	2	14	7.0	14	0
Dunaway	1	8	8.0	8	0
Meredith	1	8	8.0	8	0
McDole	1	5	5.0	5	0
Stratton	1	3	3.0	3	0
Tracey	1	3	3.0	3	0
BILLS	27	401	14.9	46	3
OPP	34	554	16.3	—	2

PUNTING	No.	Yds	Avg	Net	TB	In	Lg	B
Maguire	77	3320	43.1	37.9	5	16	64	0
BILLS	77	3320	43.1	37.9	5	16	64	0
OPP	74	3032	41.0	—	—	—	—	—

PUNT RETURNS	Ret	FC	Yds	Avg	Long	TD
Byrd	30	5	142	4.7	19	0
Rutkowski	15	4	43	2.9	12	0
King	1	0	12	12.0	12	0
Edgersen	1	0	2	2.0	2	0
BILLS	47	9	199	4.2	19	0
OPP	33	—	301	9.1	—	0

KICKOFF RETURNS	No.	Yds	Avg	Long	TD
Bivins	16	380	23.8	55	0
Smith	16	346	21.6	64	0
King	12	316	26.3	38	0
Rutkowski	3	71	23.7	38	0
Meredith	3	0	0.0	0	0
Guidry	1	0	0.0	0	0
BILLS	51	1113	21.8	64	0
OPP	56	1292	23.1	—	0

FIELD GOALS	1-19	20-29	30-39	40-49	50+
Mercer	3-3	3-6	4-5	5-13	1-1
BILLS	3-3	3-6	4-5	5-13	1-1
OPP	3-6	6-10	5-7	3-12	0-3

Mercer: (46B,51G,43G)(47G,40N)(49N,20N,40N)(26G)(32G)() (47G,22N)() (48B,17G,36N)(42N,48N,43G,21G,44N,24N)() (35G,40G)(12G,11G,23G)(30G,39G)
OPPONENTS: (17N,32G,40N,35N)(22G,42G)(33G,23G,49N,20B,44N,44N,45G)(13B,32G,30G,25G)(48N,47N,14B,42N,45N)(54N,31G,53N)(25G)(51N)(48G,14G,29B,26N)() (24B,17G)(17G,25G,20G)(40N)(38N)

USUAL STARTERS

OFFENSE

FL	44	Elbert Dubention
LE	84	Art Powell
LT	77	Stew Barber
LG	66	Billy Shaw
C	50	Al Bemiller
RG	67	Joe O'Donnell
RT	79	Dick Hudson
RE	82	Paul Costa
FB	30	Wray Carlton
HB	20	Keith Lincoln
QB	15	Jack Kemp

DEFENSE

LE	72	Ron McDole
LT	78	Jim Dunaway
RT	70	Tom Sestak
RE	65	Remi Prudhomme
LLB	51	John Tracey
MLB	64	Harry Jacobs
RLB	58	Mike Stratton
LCB	24	Booker Edgersen
RCB	42	Butch Byrd
LS	27	Tom Janik
RS	26	George Saimes

PASSING	Att	Cmp	Yds	Cmp%	Yds/Att	TD	TD%	Int	Int%	Long	Sack/Lost	Rating
Kemp	369	161	2503	43.6	6.78	14	3.8	26	7.0	63†	—	50.0
Flores	64	22	260	34.4	4.06	0	0.0	8	12.5	59	—	8.1
Rutkowski	1	0	0	0.0	0.00	0	0.0	0	0.0	0	—	39.6
BILLS	434	183	2763	42.2	4.84	14	3.2	34	7.8	63†	45/446	41.9
OPPONENTS	377	162	2191	43.0	4.34	17	4.5	27	7.2	56	43/366	47.3



1968 SEASON STATISTICS

1-12-1 | 5TH IN AFL EAST | HEAD COACH JOHN RAUCH

Date	W/L Score	Opponent	Attendance
9/8	L 7-16	Boston	38,865
9/15	L 6-48	Oakland	43,056
9/22	L 23-34	at Cincinnati	24,405
9/29	W 37-35	NY Jets	38,044
10/5	L 7-18	Kansas City	40,748
10/12	T 14-14	at Miami	28,559
10/20	L 6-23	at Boston	21,082
10/27	L 7-30	Houston	34,339
11/3	L 21-25	at NY Jets	61,452
11/10	L 17-21	Miami	28,751
11/17	L 6-21	San Diego	27,993
11/24	L 32-34	at Denver	35,142
11/28	L 10-13	at Oakland	39,883
12/7	L 6-35	at Houston	34,110

BUF OPP

TOTAL FIRST DOWNS	159	210
Rushing	71	85
Passing	72	103
Penalty	16	22
3rd Down: Made/Att	—	—
3rd Down Pct.	—	—
4th Down: Made/Att	—	—
4th Down: Pct.	—	—

POSSESSION AVG.	—	—
TOTAL NET YARDS	3870	4225
Avg per Game	205.0	301.8
Total Plays	844	876
Avg per Play	3.4	4.8

NET YARDS RUSHING	1527	2021
Avg per Game	109.1	144.4
Total Rushes	400	505

NET YARDS PASSING	2689	2461
Avg per Game	95.9	157.4
Sacked/Yards Lost	39/391	31/273
Gross Yards	1741	2477
Att./Completions	405/168	340/143
Completion Pct.	41.5	42.1
Had Intercepted	28	22

PUNTS/AVERAGE	100/41.8	75/39.7
---------------	----------	---------

NET PUNTING AVG.	35.1	—
------------------	------	---

PENALTIES/YARDS	67/687	66/540
-----------------	--------	--------

FUMBLES/BALL LOST	23/14	24/13
-------------------	-------	-------

TOUCHDOWNS	22	41
Rushing	9	15
Passing	7	19
Returns	6	7

SCORE BY PERIOD	Q1	Q2	Q3	Q4	OT	PTS
BILLS	46	57	26	70	0	199
OPPONENTS	64	104	87	112	0	367

SCORING	TD	Ru	Pa	Rt	K-PAT	FG	S	PTS
Alford	0	0	0	0	15/15	14/24	0	57
McDermott	4	3	1	0	0/0	*1	0	26
Cappadonna	3	1	2	0	0/0	*1	0	20
Anderson	3	2	0	1	0/0	0/0	0	18

Costa	2	1	1	0	0/0	0/0	0	12
Edgerson	2	0	0	2	0/0	0/0	0	12
Moses	2	0	2	0	0/0	0/0	0	12
Byrd	1	0	0	1	0/0	0/0	0	6
Clarke	1	0	0	1	0/0	0/0	0	6
Gregory	1	1	0	0	0/0	0/0	0	6
Janik	1	0	0	1	0/0	0/0	0	6
Ledbetter	1	0	1	0	0/0	0/0	0	6
Rutkowski	1	1	0	0	0/0	0/0	0	6
Mercer	0	0	0	0	4/4	0/4	0	4
Guidry	0	0	0	0	0/0	0/0	1	2
BILLS	22	9	7	6	19/19	14/28	1	199
OPP	41	15	19	7	39/40	28/46	3	377

*2-Pt. Conversions: BILLS 2-3, OPPONENTS 0-0

SACKS: McDole 5.5, Sestak 5.0, Stratton 4.5, Guidry 3.5, Dunaway 3.0, Jacobs 2.0, Saimes 2.0, Tatarek 2.0, Day 1.5, Janik 1.0, Schottenheimer 1.0
BILLS: 31.0
OPPONENTS: 39.0

RUSHING	No.	Yds	Avg	Long	TD
Anderson	147	525	3.6	45	2
Gregory	52	283	5.4	67	1
Cappadonna	73	272	3.7	33t	1
McDermott	47	102	2.2	17	3
Rutkowski	20	96	4.8	33	1
Lincoln	26	84	3.2	24	0
Masters	6	70	11.7	35	0
Brown	3	39	13.0	27	0
Stephenson	4	30	7.5	12	0
Costa	2	11	5.5	6t	1
Darragh	13	11	0.8	8	0
McGuire	1	6	6.0	6	0
Patrick	1	2	2.0	2	0
Moses	5	-4	-0.8	19	0
BILLS	400	1527	3.8	67	9
OPP	505	2021	4.0	—	15

RECEIVING	No.	Yds	Avg	Long	TD
Moses	42	633	15.1	55t	2
Trapp	24	235	9.8	27	0
Anderson	22	140	6.4	23	0
McDermott	20	115	5.8	37	1
Cappadonna	18	92	5.1	21t	2
Costa	15	172	11.5	27	1
Masters	8	101	12.6	21	0
Crockett	6	76	12.7	23	0
Gregory	5	21	4.2	8	0
Ledbetter	4	94	23.5	43	1
Rutkowski	1	27	27.0	27	0
Patrick	1	5	5.0	5	0
Lincoln	1	3	3.0	3	0
Bemiller	1	0	0.0	0	0
BILLS	168	1714	10.2	55t	7
OPP	143	2477	17.3	—	19

INTERCEPTIONS	No.	Yds	Avg	Long	TD
Byrd	6	76	12.7	53t	1
Janik	3	137	45.7	100t	1
Edgerson	4	100	25.0	45t	2
McDole	2	47	23.5	42	0
Saimes	2	36	18.0	19	0
Pitts	2	21	10.5	17	0
Schottenheimer	1	22	27.0	21	0
Guidry	1	21	21.0	21	0
Stratton	1	15	15.0	15	0
BILLS	22	475	21.6	100t	4
OPP	28	472	16.9	65	6

PUNTING	No.	Yds	Avg	Net	TB	In	Lg	B
Maguire	100	4175	41.8	35.1	7	24	61	1
BILLS	100	3471	41.8	35.1	7	24	61	1
OPP	75	2978	39.7	—	—	—	—	—

PUNT RETURNS	Ret	FC	Yds	Avg	Long	TD
Clarke	29	2	241	8.3	82t	1
Rutkowski	8	3	23	2.9	10	0
Trapp	5	0	26	5.2	11	0
Byrd	2	1	11	5.5	11	0
BILLS	44	6	301	6.8	82t	1
OPP	45	—	521	11.6	—	1

KICKOFF RETURNS	No.	Yds	Avg	Long	TD
Anderson	39	971	24.9	100t	1
Brown	12	274	22.8	32	0
Mitchell	5	98	19.6	24	0
Rutkowski	5	87	17.4	26	0
Costa	5	68	13.6	33	0
Ledbetter	0	18	18.0	18	0
McDermott	1	16	16.0	16	0
Maguire	1	5	5.0	5	0
Barber	1	0	0.0	0	0
BILLS	69	1537	22.3	100t	1
OPP	49	1062	21.7	—	0

FIELD GOALS	1-19	20-29	30-39	40-49	50+
Alford	4-4	5-5	2-5	1-8	1-2
Mercer	0-0	0-0	0-1	0-3	0-0
BILLS	4-4	5-5	2-6	1-11	1-2
OPP	11-11	7-8	9-12	1-10	0-5

Mercer: (42N,47B)(143N,38B)
 Alford: (35G,41G,37G)(53G,20G,36N)(16G,11G)(45N)(32N)(22G)(25G,16G)(45N,45B,42N,18G)(41N,26G,52N,42N)(40N,28G,36G)
 OPPONENTS: (10G,28G,30G)(44N,22G,9G)(11G,30B,39G,32N)(37N)(52B,51N,18G,12G,16G,15G)(41B)(39G,51N,20G,49N,16G)(39G,44B,22G,42N,19G)(26N,47B,32G,9G,32G,27G,35G,27G)(42N)(42N,25N,42G,12G)(50N,39G,50N,47N,33G)

USUAL STARTERS

OFFENSE

FL	25	Haven Moses
LE	28	Richard Trapp
LT	77	Stew Barber
LG	66	Billy Shaw
C	50	Al Bemiller
RG	61	Bob Kalsu
RT	62	Dick Cunningham
RE	82	Paul Costa
FB	36	Bob Cappadonna
HB	22	Max Anderson
QB	10	Dan Darragh

DEFENSE

LE	72	Ron McDole
LT	78	Jim Dunaway
RT	70	Tom Sestak
RE	89	Tom Day
LLB	59	Paul Guidry
MLB	64	Harry Jacobs
RLB	58	Mike Stratton
LCB	24	Booker Edgerson
RCB	42	Butch Byrd
LS	26	George Saimes
RS	27	Tom Janik

PASSING	Att	Cmp	Yds	Cmp%	Yds/Att	TD	TD%	Int	Int%	Long	Sack/Lost	Rating
Darragh	215	92	917	42.8	4.27	3	1.4	14	6.5	41	—	33.0
Rutkowski	100	41	380	41.0	3.80	0	0.0	6	6.0	37	—	27.1
Stephenson	79	29	364	36.7	4.61	4	5.1	7	8.9	55t	—	31.8
McDermott	3	2	35	66.7	11.67	0	0.0	0	0.0	27	—	106.3
Flores	5	3	15	60.0	3.00	0	0.0	1	20.0	12	—	25.0
Russell	2	1	3	50.0	1.50	0	0.0	0	0.0	3	—	56.3
Anderson	1	0	0	0.0	0.00	0	0.0	0	0.0	0	—	39.6
BILLS	405	168	1714	41.5	4.23	7	1.7	28	6.9	55t	39/371	51.2
OPPONENTS	340	143	2477	42.1	7.29	19	5.6	22	6.5	—	31/273	39.2

1969 SEASON STATISTICS

4-10 | T-3RD IN AFL EAST | HEAD COACH JOHN RAUCH

Date	W/L	Score	Opponent	Attendance
9/14	L	19-33	NY Jets	46,165
9/21	L	3-17	Houston	40,146
9/28	W	41-28	Denver	40,302
10/5	L	14-28	at Houston	46,485
10/11	W	23-16	Boston	46,201
10/19	L	21-50	at Oakland	54,418
10/26	L	6-24	at Miami	39,837
11/2	L	7-29	Kansas City	45,844
11/9	L	6-16	at NY Jets	62,680
11/16	W	28-3	Miami	32,686
11/23	L	21-35	at Boston	25,584
11/30	W	16-13	Cincinnati	35,122
12/7	L	19-22	at Kansas City	47,112
12/14	L	6-45	at San Diego	47,582

TOTAL FIRST DOWNS	BUF	OPP
Rushing	224	236
Passing	83	106
Penalty	122	118
3rd Down: Made/Att	19	12
3rd Down Pct.	—	—
4th Down: Made/Att	—	—
4th Down: Pct.	—	—

POSSESSION AVG. — —

TOTAL NET YARDS	3867	4344
Avg per Game	276.2	310.3
Total Plays	868	852
Avg per Play	4.5	5.1

NET YARDS RUSHING	1522	1858
Avg per Game	108.7	132.7
Total Rushes	384	454

NET YARDS PASSING	2345	2476
Avg per Game	167.5	177.6
Sacked/Yards Lost	42/371	31/296
Gross Yards	2716	2772
Att./Completions	442/215	368/175
Completion Pct.	48.6	47.6
Had Intercepted	30	19

PUNTS/AVERAGE 78/44.5 62/42.7

NET PUNTING AVG. 37.5 —

PENALTIES/YARDS 67/632 71/719

FUMBLES/BALL LOST 35/21 25/19

TOUCHDOWNS	26	40
Rushing	7	17
Passing	17	21
Returns	2	2

SCORE BY PERIOD	Q1	Q2	Q3	Q4	OT	PTS
BILLS	46	47	77	60	0	230
OPPONENTS	84	106	52	117	0	359

SCORING	TD	Ru	Pa	Rt	K-PAT	FG	S	PTS
Alford	0	0	0	0	23/24	17/26	0	74
Moses	5	0	5	0	0/0	0/0	0	30
Briscoe	5	0	5	0	0/0	0/0	0	30
Simpson	5	2	3	0	0/0	0/0	0	30
Enyart	3	1	2	0	0/0	0/0	0	18
Patrick	3	3	0	0	0/0	0/0	0	18
Anderson	1	1	0	0	0/0	0/0	0	6
Byrd	1	0	1	0	0/0	0/0	0	6
Edgerson	1	0	0	1	0/0	0/0	0	6
Masters	1	0	1	0	0/0	0/0	0	6
Grate	1	0	1	0	0/0	0/0	0	6
BILLS	26	7	17	2	23/24	17/26	2	630
OPP	40	17	21	2	39/40	26/41	3	599

2-Pt. Conversions: BILLS 0-2, OPPONENTS 0-0

SACKS: Tatarek 6.0, Stratton 5.5, McDole 5.0, McBath 3.0, Saines 2.0, Chandler 1.0, Guidry 1.0, Harvey 1.0, Jacobs 1.0, Richardson 1.0, Dunaway 0.5, Others 4.0
BILLS: 31.0
OPPONENTS: 42.0

RUSHING	No.	Yds	Avg	Long	TD
Simpson	181	697	3.9	32	2
Patrick	83	361	4.3	72	3
Enyart	47	191	4.1	26	1
Kemp	37	124	3.4	13	0
Anderson	13	74	5.7	16	1
Harris	10	25	2.5	9	0
Ridlehuber	4	25	6.3	11	0
Darragh	6	14	2.3	8	0
Sherman	2	14	7.0	10	0
Masters	1	-3	-3.0	-3	0
BILLS	384	1522	4.0	72	7
OPP	454	1858	4.1	44t	17

RECEIVING	No.	Yds	Avg	Long	TD
Moses	39	752	19.3	55t	5
Patrick	35	229	6.5	19	0
Masters	33	387	11.7	31	1
Briscoe	32	532	16.6	50t	5
Simpson	30	343	11.4	55t	3
Enyart	19	186	9.8	32	2
Thornton	14	134	9.6	21	0
Anderson	7	65	9.3	22	0
Crockett	4	50	12.5	19	0
Grate	1	19	19.0	19t	1
James	1	19	19.0	19	0
BILLS	215	2716	12.6	55t	17
OPP	175	2772	15.8	62	21

INTERCEPTIONS	No.	Yds	Avg	Long	TD
Byrd	7	95	13.6	32	1
Saines	3	47	15.7	28	0
Guidry	2	39	19.5	39	0
Pitts	2	40	20.0	38	0
Richardson	2	17	8.5	17	0
Jacobs	2	13	6.5	12	0
Edgerson	1	0	0.0	0	0
BILLS	19	251	13.2	39	1
OPP	30	449	15.0	51	2

PUNTING	No.	Yds	Avg	Net	TB	In	Lg	B
Maguire	78	3471	44.5	37.5	4	19	78	1
BILLS	78	3471	44.5	37.5	4	19	78	1
OPP	62	2647	42.7	—	—	—	57	—

PUNT RETURNS	Ret	FC	Yds	Avg	Long	TD
Anderson	19	4	142	7.5	30	0
Byrd	7	2	37	5.3	32	0
Reeves	2	2	3	1.5	3	0
Ridlehuber	1	0	3	3.0	3	0
James	1	0	2	2.0	2	0
Richardson	1	0	0	0.0	0	0
BILLS	31	8	187	6.0	32	0
OPP	45	—	466	10.4	—	—

KICKOFF RETURNS	No.	Yds	Avg	Long	TD
Thornton	30	749	25.0	58	0
Simpson	21	529	25.2	73	0
Anderson	4	86	21.5	28	0
Crawford	3	74	24.7	31	0
Collins	2	14	7.0	14	0
Enyart	1	12	12.0	12	0
Harvey	1	11	11.0	11	0
BILLS	62	1475	23.8	73	0
OPP	55	1322	24.0	—	—

FIELD GOALS	1-19	20-29	30-39	40-49	50+
Alford	5-6	7-10	4-5	1-5	0-0
BILLS	5-6	7-10	4-5	1-5	0-0
OPP	5-5	9-11	6-9	5-14	1-2

Alford: (35G,10G)(14G)(39B,27G,30G)(44N)(24G,22G,22G)(114G,22N,9G)(45N)(13B,28N,43N,20G,29G)(1133G,24G,35G,24B)(16G,47N,44G)(1)
OPPONENTS: (9G,26G,41G,45N,21G)(21G,23N)(30N)(54N,44B,40N,45N)(47N,32G,29N)(20G,36G)(12G)(47G,34G,37G,44G,18G)(37G,25G,47N,47G)(21G,37N)(49N,30N)(16G,26G,45N)(52G,8G,47G,20G,25G)(33G,48N)

USUAL STARTERS

OFFENSE		
LT	77	Stew Barber
LG	66	Billy Shaw
C	50	Al Bemiller
RG	67	Joe O' Donnell
RT	79	Paul Costa
TE	87	Billy Masters
WR	25	Haven Moses
RB	30	Wayne Patrick
RB	32/33	OJ Simpson
QB	15	Jack Kemp
DEFENSE		
LE	72	Ron McDole
LT	78	Jim Dunaway
RT	71	Bob Tatarek
RE	76	Mike McBath
LLB	59	Paul Guidry (8)
	52	Edgar Chandler (6)
MLB	64	Harry Jacobs
RLB	58	Mike Stratton
LCB	24	Booker Edgerson
RCB	42	Butch Byrd
LS	48	John Pitts
RS	26	George Saines (5)
	47	Pete Richardson (5)

PASSING	Att	Cmp	Yds	Cmp%	Yds/Att	TD	TD%	Int	Int%	Long	Sack/Lost	Rating
Kemp	344	170	1981	49.4	5.76	13	3.8	22	6.4	55t	21/187	53.2
Darragh	52	24	365	46.2	7.02	1	1.9	6	11.5	53	11/103	36.6
Harris	36	15	270	41.7	7.50	1	2.8	1	2.8	55	9/70	65.7
Flores	5	2	16	40.0	3.20	0	0.0	0	0.0	—	1/11	48.8
Sherman	2	2	20	100.0	10.00	1	50.0	0	0.0	19t	0/0	147.9
Ridlehuber	1	1	45	100.0	45.00	1	100.0	0	0.0	45t	0/0	158.3
Maguire	1	1	19	100.0	19.00	0	0.0	0	0.0	19	0/0	118.8
Briscoe	1	0	0	0.0	0.00	0	0.0	1	100.0	0	0/0	—
Anderson	1	0	0	0.0	0.00	0	0.0	0	0.0	0	0/0	39.6
BILLS	442	215	2716	48.6	6.14	17	3.8	30	6.8	55t	42/371	66.1
OPPONENTS	368	175	2772	47.6	7.53	21	5.7	19	5.2	62	31/296	70.6



1970 SEASON STATISTICS

3-10-1 | 4TH IN AFC EAST | HEAD COACH JOHN RAUCH

Date	W/L Score	Opponent	Attendance
9/20	L 10-25	Denver	34,882
9/27	L 0-19	Los Angeles	46,206
10/4	W 34-31	NY Jets	46,206
10/11	L 10-23	at Pittsburgh	42,140
10/18	L 14-33	Miami	41,312
10/25	W 10-6	at NY Jets	62,712
11/1	W 45-10	at Boston	31,148
11/8	L 14-43	Cincinnati	43,587
11/15	T 17-17	at Baltimore	60,240
11/22	L 13-31	at Chicago	41,015
11/29	L 10-14	Boston	31,427
12/6	L 6-20	at NY Giants	62,870
12/13	L 14-20	Baltimore	34,346
12/20	L 7-45	at Miami	70,990

BUF OPP

TOTAL FIRST DOWNS	203	213
Rushing	71	87
Passing	120	103
Penalty	12	23
3rd Down: Made/Att	—	—
3rd Down Pct.	—	—
4th Down: Made/Att	—	—
4th Down: Pct.	—	—

POSSESSION AVG. — —

TOTAL NET YARDS	3895	3806
Avg per Game	278.2	271.9
Total Plays	822	853
Avg per Play	4.7	4.5

NET YARDS RUSHING	1465	1718
Avg per Game	104.6	122.7
Total Rushes	367	484

NET YARDS PASSING	2430	2088
Avg per Game	173.6	149.1
Sacked/Yards Lost	53/486	31/246
Gross Yards	2916	2334
Att./Completions	402/213	338/157
Completion Pct.	53.0	46.4
Had Intercepted	26	11

PUNTS/AVERAGE	83/38.9	76/43.9
---------------	---------	---------

NET PUNTING AVG.	34.9	—
------------------	------	---

PENALTIES/YARDS	99/1108	73/814
-----------------	---------	--------

FUMBLES/BALL LOST	37/26	23/15
-------------------	-------	-------

TOUCHDOWNS	25	35
Rushing	8	16
Passing	13	15
Returns	4	4

SCORE BY PERIOD	Q1	Q2	Q3	Q4	OT	PTS
BILLS	54	70	21	59	0	204
OPPONENTS	67	96	84	90	0	337

SCORING	Td	Ru	Pa	Rt	K-PAT	FG	S	Pts
Guthrie	0	0	0	0	24/25	10/19	0	54
Briscoe	8	0	8	0	0/0	0/0	0	48
Simpson	6	5	0	1	0/0	0/0	0	36
Grate	2	0	2	0	0/0	0/0	0	12
Jones	2	1	0	1	0/0	0/0	0	12
Moses	2	0	2	0	0/0	0/0	0	12
Byrd	1	0	0	1	0/0	0/0	0	6
Chandler	1	0	0	1	0/0	0/0	0	6
Enyart	1	0	1	0	0/0	0/0	0	6
Pate	1	1	0	0	0/0	0/0	0	6
Patrick	1	1	0	0	0/0	0/0	0	6
BILLS	25	8	13	4	24/25	10/19	204	
OPP	35	16	15	4	35/35	30/46	337	

SACKS: Cowlings 5.0, Guidry 4.0, McDole 3.0, McBeth 2.0, Dunaway 1.5, Stratton 1.5, Chandler 1.0, McCaffrey 1.0, Richardson 1.0, Tatarek 1.0, Others 10.0
 BILLS: 31.0
 OPPONENTS 53.0

RUSHING	No.	Yds	Avg	Long	TD
Simpson	120	488	4.1	56t	5
Patrick	66	259	3.9	20	1
Shaw	39	210	5.4	20	0
Enyart	58	196	3.4	17	0
Pate	46	162	3.5	18	1
Jones	31	113	3.6	17	1
Darragh	1	26	26.0	26	0
Briscoe	3	19	6.3	11	0
Harris	3	-8	-2.7	1	0
BILLS	367	1465	4.0	56t	8
OPP	484	1718	3.5	53	16

RECEIVING	No.	Yds	Avg	Long	TD
Briscoe	57	1036	18.2	48	8
Moses	39	726	18.6	45	2
Enyart	35	235	6.7	37t	1
Pate	19	103	5.4	21	0
Patrick	16	142	8.9	38	0
Denney	14	201	14.4	31	0
Simpson	10	139	13.9	36	0
Jones	8	89	11.1	34	0
Grate	7	147	21.0	32	2
Alexander	4	51	12.8	16	0
Moss	2	31	15.5	22	0
Glosson	2	16	8.0	14	0
BILLS	213	2916	13.7	48	13
OPP	157	2334	14.9	72t	15

INTERCEPTIONS	No.	Yds	Avg	Long	TD
Richardson	5	46	9.2	22	0
Byrd	4	63	15.8	33	1
Chandler	1	59	59.0	59t	1
Pitts	1	11	11.0	11	0
BILLS	11	179	16.3	59t	2
OPP	26	334	12.8	86	0

PUNTING	No.	Yds	Avg	Net	Tb	In	Lg	B
Maguire	83	3228	38.9	34.9	2	13	58	1
BILLS	83	3228	38.9	34.9	2	13	58	1
OPP	76	3343	44.0	—	—	—	57	0

PUNT RETURNS	Ret	FC	Yds	Avg	Long	TD
Pharr	23	4	184	8.0	54	0
Hill	19	2	102	5.4	24	0
Allen	2	2	10	5.0	8	0
Alexander	1	1	2	2.0	2	0
BILLS	45	9	298	6.6	54	0
OPP	42	23	291	6.9	45	0

KICKOFF RETURNS	No.	Yds	Avg	Long	TD
Alexander	12	204	17.0	30	0
Hill	9	165	18.3	31	0
Simpson	7	333	47.6	95t	1
Jones	7	162	23.1	52t	1
Moss	6	131	21.8	56	0
Glosson	4	61	15.3	21	0
Enyart	3	60	20.0	22	0
Patrick	3	38	12.7	15	0
Collins	2	17	8.5	10	0
McCaffrey	2	15	7.5	8	0
Laster	2	8	4.0	8	0
Pate	1	21	21.0	21	0
Andrews	1	16	16.0	16	0
McBeth	1	7	7.0	7	0
Pharr	1	6	6.0	6	0
Costa	1	0	0.0	0	0
BILLS	62	1244	20.1	95t	2
OPP	46	1112	24.2	95t	1

FIELD GOALS	1-19	20-29	30-39	40-49	50+
Guthrie	3-3	3-4	2-3	1-4	1-5
BILLS	3-3	3-4	2-3	1-4	1-5
OPP	4-4	8-9	9-15	9-16	0-2

Guthrie: (16G)(110G,40G)(52G,39N)(42N)(52N,46N,9G)(20G,47N)(23B)(36G,55N)(50N)(37G)(23G,28G,51N)(11)
 OPPONENTS: (40N,27G,48G,31G)(21G,19G,46G,40N,21G,34N)(22G,44N,46N,45N,32N,38N)(29G,49G,51N,42G)(46G,42G,47G,30G)(50N,29G,33G)(32G,34N)(22G,30G,13G,34G,43)(28N,37N,17G)(36N,37G)(148N,43N,26G,15G)(32G,38G)(43G)

USUAL STARTERS

OFFENSE		
WR	25	Haven Moses
LT	54	Howard Kindig (8)
	75	Art Laster (6)
LG	73	Richard Cheek
C	57	Frank Marchlewski
RG	67	Joe O' Donnell
RT	79	Paul Costa
TE	84	Austin Denney
WR	86	Marlin Briscoe
RB	30	Wayne Patrick
RB	32	OJ Simpson
QB	16	Dennis Shaw

DEFENSE

LE	72	Ron McDole
LT	78	Jim Dunaway
RT	65	Wadley Harvey
RE	82	Al Cowlings
LLB	59	Paul Guidry
MLB	52	Edgar Chandler
RLB	58	Mike Stratton
LCB	20	Robert James
RCB	42	Butch Byrd
LS	48	John Pitts
RS	47	Pete Richardson

PASSING	Att	Cmp	Yds	Cmp%	Yds/Att	TD	TD%	Int	Int%	Long	Sack/Lost	Rating
Shaw	321	178	2507	55.5	7.81	10	3.1	20	6.2	—	41/387	65.3
Harris	50	24	338	48.0	6.76	3	6.0	4	8.0	—	7/63	56.9
Darragh	29	11	71	37.9	2.45	0	0.0	2	6.9	—	5/36	17.5
Simpson	2	0	0	0.0	0.00	0	0.0	0	0.0	0	0/0	39.6
BILLS	402	213	2916	53.0	7.25	13	3.2	26	6.5	48	53/486	60.3
OPPONENTS	338	157	2334	46.4	6.91	15	4.4	11	3.3	72t	31/246	70.8



1971 SEASON STATISTICS

1-13 | 5TH IN AFC EAST | HEAD COACH HARVEY JOHNSON

Date	W/L Score	Opponent	Attendance
9/19	L 37-49	Dallas	46,206
9/26	L 14-29	Miami	45,139
10/3	L 0-19	at Minnesota	47,900
10/10	L 0-43	Baltimore	46,206
10/17	L 17-28	at NY Jets	61,498
10/23	L 3-20	at San Diego	49,261
10/31	L 23-28	St. Louis	40,040
11/7	L 0-34	at Miami	61,061
11/14	L 33-38	at New England	57,446
11/21	L 7-20	NY Jets	41,577
11/28	W 27-20	New England	27,166
12/5	L 0-24	at Baltimore	58,476
12/12	L 14-20	Houston	28,107
12/19	L 9-22	at Kansas City	48,121

TOTAL FIRST DOWNS	185	250
Rushing	68	135
Passing	96	101
Penalty	21	14
3rd Down: Made/Att	—	—
3rd Down Pct.	—	—
4th Down: Made/Att	—	—
4th Down: Pct.	—	—

POSSESSION AVG.	—	—
-----------------	---	---

TOTAL NET YARDS	3326	4604
Avg per Game	237.6	328.9
Total Plays	770	895
Avg per Play	4.3	5.1

NET YARDS RUSHING	1337	2496
Avg per Game	95.5	178.3
Total Rushes	320	562

NET YARDS PASSING	1989	2108
Avg per Game	142.1	150.6
Sacked/Yards Lost	49/421	30/225
Gross Yards	2410	2333
Att./Completions	401/202	303/157
Completion Pct.	50.4	51.8
Had Intercepted	32	11

PUNTS/AVERAGE	75/40.9	66/39.0
---------------	---------	---------

NET PUNTING AVG.	33.3	—
------------------	------	---

PENALTIES/YARDS	74/691	89/883
-----------------	--------	--------

FUMBLES/BALL LOST	33/16	17/11
-------------------	-------	-------

TOUCHDOWNS	21	45
Rushing	6	21
Passing	12	20
Returns	3	4

SCORE BY PERIOD	Q1	Q2	Q3	Q4	OT	PTS
BILLS	38	62	43	41	0	184
OPPONENTS	82	110	83	119	0	394

SCORING	TD	Ru	Pa	Rt	K-PAT	FG	S	Pts
Leyboldt	0	0	0	12	12	9/15	0	39
Briscoe	5	0	5	0	0/0	0/0	0	30
Simpson	5	5	0	0	0/0	0/0	0	30
Guthrie	0	0	0	0	8/9	3/10	0	17
I. Hill	2	0	1	1	0/0	0/0	0	12
J.D. Hill	2	0	2	0	0/0	0/0	0	12
Moses	2	0	2	0	0/0	0/0	0	12
James	1	0	0	1	0/0	0/0	0	6
G. Jones	1	0	1	0	0/0	0/0	0	6
Koy	1	0	1	0	0/0	0/0	0	6
Patrick	1	1	0	0	0/0	0/0	0	6
Wyatt	1	0	1	0	0/0	0/0	0	6
E. Chandler	0	0	0	0	0/0	0/0	1	2
BILLS	21	6	12	3	20/21	12/25	1	184
OPP	45	21	20	4	45/45	25/38	3	94

SACKS: Cowlings 7.5, Snowden 5.5, Guidry 5.0, Tatarek 4.0, McBeth 2.0, Andrews 1.5, Dunaway 1.0, Gant 1.0, Richardson 1.0, Hurston 0.5, Team 1.0
BILLS: 30.0
OPPONENTS: 49.0

RUSHING	No.	Yds	Avg	Long	TD
Simpson	183	742	4.1	46t	5
Patrick	79	332	4.2	41	1
Braxton	21	84	4.0	14	0
Shaw	14	82	5.9	12	0
G. Jones	16	53	3.3	11	0
Harris	6	42	7.0	13	0
J.D. Hill	1	2	2.0	2	0
BILLS	320	1337	4.2	46t	6
OPP	562	2496	4.4	45t	21

RECEIVING	No.	Yds	Avg	Long	TD
Briscoe	44	603	13.7	75t	5
Patrick	36	327	9.1	62	0
Moses	23	470	20.4	73t	2
Simpson	21	162	7.7	38	0
Braxton	18	141	7.8	25	0
G. Jones	16	113	7.1	21	1
White	13	130	10.0	21	0
J.D. Hill	11	216	19.6	47t	2
Koy	10	133	13.3	22	1
B. Chandler	5	60	12.0	20	0
I. Hill	5	55	11.0	26t	1
BILLS	202	2410	11.9	75t	12
OPP	157	2333	14.9	80t	20

INTERCEPTIONS	No.	Yds	Avg	Long	TD
James	4	25	6.3	25	0
Pitts	2	12	6.0	12	0
Wyatt	1	30	30.0	30	0
E. Chandler	1	13	13.0	13	0
Guidry	1	13	13.0	13	0
Andrews	1	0	0.0	0	0
Richardson	1	0	0.0	0	0
BILLS	11	93	8.5	30	0
OPP	32	418	13.1	53	3

PUNTING	No.	Yds	Avg	Net	Tb	In	Lg	B
S. Jones	72	2966	41.2	—	6	10	62	1
Chapple	3	101	33.7	—	0	0	47	0
BILLS	75	3067	40.9	33.3	6	10	62	1
OPP	66	2575	39.0	—	—	—	62	—

PUNT RETURNS	Ref	FC	Yds	Avg	Long	TD
I. Hill	14	2	133	9.5	68t	1
Wyatt	23	3	188	8.2	61t	1
Beamer	7	5	22	3.1	10	0
Allen	0	1	0	0.0	0	0
BILLS	44	11	343	7.8	68t	2
OPP	40	16	446	11.2	50	0

KICKOFF RETURNS	No.	Yds	Avg	Long	TD
Wyatt	30	762	25.4	39	0
Beamer	20	394	19.7	44	0
I. Hill	12	280	23.3	36	0
Braxton	5	90	18.0	28	0
Simpson	4	107	26.8	43	0
Kindig	2	16	8.0	8	0
G. Jones	1	24	24.0	24	0
BILLS	74	1673	22.6	44	0
OPP	42	971	23.1	60	0

FIELD GOALS	1-19	20-29	30-39	40-49	50+
Leyboldt	3-3	0-2	1-1	5-6	0-3
Guthrie	0-0	0-1	1-2	1-5	1-2
BILLS	3-3	0-3	2-3	6-11	1-5
OPP	7-7	3-5	4-11	11-14	0-1

Guthrie: (40G, 49N)(44N)(49B)(49N)(51G)
 (35N, 22B, 36G, 48N)
 Leyboldt: () (50N)(17G, 48G, 17G, 12G)(28N, 40N)(49N, 48G, 41G)(22N, 55B)() (45G, 31G, 49G)
 OPPONENTS: () (15G, 46G, 13G, 9G, 48G, 35B)
 (44B, 40G)(42G, 28G)(37N)(9G, 10G)(34B)
 (48G, 24G)(38G)(42N, 33N, 37G, 31G)(40G, 17G)
 (39N, 37N, 29N, 13G)(44G, 38N, 44G, 53N)(48G, 2 3G, 25N, 48G, 45G, 47N, 34G)

USUAL STARTERS

OFFENSE

WR	25	Haven Moses
LT	62	Lever Carr (7)
	68	Willie Young (7)
LG	61	Jim Reilly
C	51	Bruce Jarvis
RG	67	Joe O' Donnell (7)
	62	Lever Carr (7)
RT	74	Donnie Green
TE	80	Jan White
WR	86	Marlin Briscoe
RB	30	Wayne Patrick
RB	32	OJ Simpson
QB	16	Dennis Shaw

DEFENSE

LE	82	Al Cowlings
LT	78	Jim Dunaway
RT	71	Bob Tatarek
RE	75	Cal Snowden
LLB	59	Paul Guidry
MLB	52	Edgar Chandler
RLB	56	Al Andrews
LCB	20	Robert James
RCB	41	Alvin Wyatt
LS	48	John Pitts
RS	47	Pete Richardson (7)
	21	Jackie Allen (7)

PASSING	Att	Cmp	Yds	Cmp%	Yds/Att	TD	TD%	Int	Int%	Long	Sack/Lost	Rating
Shaw	291	149	1813	51.2	6.23	11	3.8	26	8.9	75t	33/276	46.1
Harris	103	51	512	49.5	4.97	1	1.0	6	5.8	62	16/145	43.0
Briscoe	2	1	36	50.0	18.00	0	0.0	0	0.0	36	0/0	95.8
Braxton	3	1	49	33.3	16.33	0	0.0	0	0.0	49	0/0	81.9
Simpson	2	0	0	0.0	—	0	0.0	0	0.0	0	0/0	39.6
BILLS	401	202	2410	50.4	6.01	12	3.0	32	8.0	75t	49/421	45.8
OPPONENTS	303	157	2333	51.8	7.70	20	6.6	11	3.6	80t	30/225	84.0



1972 SEASON STATISTICS

4-9-1 | 4TH IN AFC EAST | HEAD COACH LOU SABAN

Date	W/L Score	Opponent	Attendance
9/17	L 24-41	NY Jets	46,206
9/24	W 27-20	San Francisco	45,845
10/1	L 0-17	Baltimore	46,206
10/8	W 38-14	New England	41,749
10/15	L 16-28	at Oakland	53,501
10/22	L 23-24	at Miami	80,010
10/29	L 21-38	Pittsburgh	45,882
11/5	L 16-30	Miami	46,206
11/12	L 3-41	at NY Jets	62,853
11/19	W 27-24	at New England	60,999
11/26	L 10-27	at Cleveland	70,104
12/3	L 7-35	at Baltimore	55,390
12/10	T 21-21	Detroit	41,583
12/17	W 24-17	at Washington	53,039

TOTAL FIRST DOWNS	BUF	OPP
Rushing	221	249
Passing	104	125
Penalty	98	95
3rd Down: Made/Att	19	29
3rd Down Pct.	69/198	78/186
4th Down: Made/Att	34.5	41.9
4th Down: Pct.	—	—

POSSESSION AVG.	—	—
-----------------	---	---

TOTAL NET YARDS	3733	4183
Avg per Game	266.6	298.8
Total Plays	877	862
Avg per Play	4.3	4.9

NET YARDS RUSHING	2132	2232
Avg per Game	152.3	159.4
Total Rushes	512	532

NET YARDS PASSING	1601	1951
Avg per Game	114.4	139.4
Sacked/Yards Lost	49/411	22/197
Gross Yards	2012	2148
Att./Completions	316/164	308/131
Completion Pct.	51.9	42.5
Had Intercepted	24	23

PUNTS/AVERAGE	80/38.8	65/39.5
---------------	---------	---------

NET PUNTING AVG.	33.7	—
------------------	------	---

PENALTIES/YARDS	87/900	78/685
-----------------	--------	--------

FUMBLES/BALL LOST	29/15	20/8
-------------------	-------	------

TOUCHDOWNS	30	47
Rushing	11	26
Passing	16	19
Returns	3	2

SCORE BY PERIOD	Q1	Q2	Q3	Q4	OT	PTS
BILLS	35	95	38	89	0	257
OPPONENTS	79	92	89	117	0	377

SCORING	TD	Ru	Pa	Rt	K-PAT	FG	S	Pts
Leyboldt	0	0	0	0	29/30	16/24	0	77
Braxton	6	5	1	0	0/0	0/0	0	36
Simpson	6	6	0	0	0/0	0/0	0	36
Hill	5	0	5	0	0/0	0/0	0	30
Chandler	5	0	5	0	0/0	0/0	0	30
White	2	0	2	0	0/0	0/0	0	12
Greene	1	0	0	1	0/0	0/0	0	6
Jackson	1	0	1	0	0/0	0/0	0	6
Lee	1	0	0	1	0/0	0/0	0	6
Moses	1	0	1	0	0/0	0/0	0	6
Patrick	1	0	1	0	0/0	0/0	0	6
Wyatt	1	0	0	1	0/0	0/0	0	6
BILLS	30	11	16	3	29/30	16/24	257	
OPP	47	26	19	2	47/47	16/27	377	

SACKS: Patulski 5.0, Cowlings 4.0, Croft 3.5, Guidry 3.0, Washington 2.5
Tyler 1.0, Wyatt 1.0, Greene 1.0, Lee 1.0
BILLS: 22.0
OPPONENTS: 49.0

RUSHING	No.	Yds	Avg	Long	TD
Simpson	292	1251	4.3	94t	6
Braxton	116	453	3.9	21	5
Patrick	35	130	3.7	9	0
Shaw	35	138	3.9	16	0
Jackson	17	57	3.4	15	0
Chandler	3	27	9.0	16	0
Hart	5	19	3.8	16	0
Taliaferro	5	19	3.8	14	0
Jones	2	18	9.0	10	0
Hill	1	11	11.0	11	0
Koy	1	9	9.0	9	0
BILLS	512	2132	4.2	94t	11
OPP	532	2232	4.2	33	26

RECEIVING	No.	Yds	Avg	Long	TD
Hill	52	754	14.5	58t	5
Chandler	33	528	16.0	43t	5
Simpson	27	198	7.3	25	0
Braxton	24	232	9.7	25	1
White	12	148	12.3	18	2
Patrick	8	42	5.3	10	1
Moses	3	60	20.0	25t	1
Jackson	2	21	10.5	13t	1
Harrison	1	16	16.0	16	0
Koy	1	9	9.0	9	0
Washington	1	4	4.0	4	0
BILLS	164	2012	12.3	58t	16
OPP	131	2148	16.4	63t	19

INTERCEPTIONS	No.	Yds	Avg	Long	TD
Lee	6	155	25.8	61	1
Tyler	4	61	15.3	27	0
Wyatt	4	52	13.0	49t	1
Greene	3	45	15.0	39t	1
Farley	1	42	42.0	42	0
Pitts	1	10	10.0	10	0
Washington	1	4	4.0	4	0
Guidry	1	0	0.0	0	0
James	1	0	0.0	0	0
Stratton	1	0	0.0	0	0
BILLS	23	369	16.0	61	3
OPP	24	205	8.5	36	1

PUNTING	No	Yds	Avg	Net	TB	In	Lg	B
Jones	80	3104	38.8	33.7	4	15	67	1
BILLS	80	3104	38.8	33.7	4	15	67	1
OPP	65	2570	39.5	—	—	—	55	0

PUNT RETURNS	Ret	FC	Yds	Avg	Long	TD
Wyatt	11	5	85	7.7	27	0
Cole	7	6	35	5.0	12	0
Hill	4	1	24	6.0	12	0
Greene	2	4	18	9.0	9	0
Harrison	1	2	2	2.0	2	0
BILLS	25	18	164	6.6	27	0
OPP	39	16	329	8.4	65	1

KICKOFF RETURNS	No.	Yds	Avg	Long	TD
Wyatt	17	432	25.4	43	0
Cole	16	415	25.9	51	0
Greene	15	378	25.2	66	0
Koy	5	63	12.6	25	0
Selfridge	3	36	12.0	16	0
Hill	2	32	16.0	26	0
Simpson	1	21	21.0	21	0
Braxton	1	12	12.0	12	0
BILLS	60	1389	23.2	66	0
OPP	29	643	22.2	82	0

FIELD GOALS	1-19	20-29	30-39	40-49	50+
Leyboldt	2-2	4-5	6-7	4-9	0-1
BILLS	2-2	4-5	6-7	4-9	0-1
OPP	3-3	4-4	6-9	2-10	1-1

Leyboldt: (48G)(32G,22G,35N)(42G)(11N)
 (47N,32G,31G,22G)(35G,34G,45G)(47N)
 (27N,28G)(9G)(44G,45G)(38G)(51N)(43N,41N)
 (23N)
 OPPONENTS: (35G,11G)(47G,35N,20G)
 (43N,30G,30N,45N)(1)(40N)(54G)(29G)
 (33G,17G,16G)(26G,25G)(39N,36G)(33G,49G)
 (48N,47N)(48N,43N)(35G,49N)

USUAL STARTERS

OFFENSE		
WR	40	J.D. Hill
LT	78	Dave Foley
LG	67	Reggie McKenzie
C	68	Remi Prudhomme
RG	69	Robert Penchon
RT	74	Donnie Green
TE	80	Jan White
WR	81	Bob Chandler
RB	34	Jim Braxton
RB	32	OJ Simpson
QB	16	Dennis Shaw

DEFENSE

LE	85	Walt Patulski
LT	72	Don Croft
RT	77	Jerry Patton
RE	82	Al Cowlings
LLB	59	Paul Guidry
MLB	63	Dick Cunningham (7)
	56	Ken Lee (6)
RLB	58	Mike Stratton
LCB	20	Robert James
RCB	43	Tony Greene
LS	42	Maurice Tyler
RS	47	Leon Garror

PASSING	Att	Cmp	Yds	Cmp%	Yds/Att	TD	TD%	Int	Int%	Long	Sack/Lost	Rating
Shaw	258	136	1666	52.7	6.45	14	5.4	17	6.6	58t	37/320	63.5
Taliaferro	33	16	176	48.5	5.33	1	3.0	4	12.1	24	6/48	35.2
Hart	15	6	53	40.0	3.53	0	0.0	3	20.0	13	5/32	10.6
Simpson	8	5	113	62.5	14.13	1	12.5	0	0.0	34	1/11	145.8
Jones	2	1	4	50.0	2.00	0	0.0	0	0.0	4	0/0	56.3
BILLS	316	164	2012	51.9	6.37	16	5.1	24	7.6	58t	49/411	57.1
OPPONENTS	308	131	2148	42.5	6.97	19	6.2	23	7.5	63t	22/197	56.0



1973 SEASON STATISTICS

9-5 | 2ND IN AFC EAST | HEAD COACH LOU SABAN

Date	W/L Score	Opponent	Attendance
9/16	W 31-13	at New England	56,119
9/23	L 7-34	at San Diego	47,588
9/30	W 9-7	NY Jets	77,425
10/7	W 27-26	Philadelphia	72,364
10/14	W 31-13	Baltimore	78,875
10/21	L 6-27	at Miami	65,241
10/29	W 23-14	Kansas City	76,071
11/4	L 0-13	at New Orleans	74,770
11/11	L 13-16	Cincinnati	76,927
11/18	L 0-17	Miami	77,138
11/25	W 24-17	at Baltimore	52,250
12/2	W 17-6	at Atlanta	54,607
12/9	W 37-13	New England	72,740
12/16	W 34-14	at NY Jets	47,740

TOTAL FIRST DOWNS	BUF	OPP
Rushing	219	231
Passing	152	101
Penalty	60	112
3rd Down: Made/Att	7	18
3rd Down Pct.	77/195	65/185
4th Down: Made/Att	39.5	35.1
4th Down: Pct.	—	—

POSSESSION AVG.	—	—
TOTAL NET YARDS	4085	3915
Avg per Game	291.8	279.6
Total Plays	849	855
Avg per Play	4.8	4.6

NET YARDS RUSHING	3088	1797
Avg per Game	220.6	128.4
Total Rushes	605	455

NET YARDS PASSING	997	2118
Avg per Game	71.2	151.3
Sacked/Yards Lost	31/239	32/276
Gross Yards	1236	2394
Att./Completions	213/96	368/166
Completion Pct.	45.1	45.1
Had Intercepted	14	14

PUNTS/AVERAGE	66/40.3	63/39.8
---------------	---------	---------

NET PUNTING AVG.	34.7	—
------------------	------	---

PENALTIES/YARDS	75/744	53/485
-----------------	--------	--------

FUMBLES/BALL LOST	27/13	30/19
-------------------	-------	-------

TOUCHDOWNS	28	25
Rushing	20	11
Passing	4	12
Returns	4	2

SCORE BY PERIOD	Q1	Q2	Q3	Q4	OT	PTS
BILLS	64	71	61	63	0	259
OPPONENTS	58	84	38	50	0	230

SCORING	TD	Ru	Pa	Rt	K-PAT	FG	S	Pts
Leyboldt	0	0	0	27	27	21/30	0	90
Simpson	12	12	0	0/0	0/0	0/0	0	72
Braxton	4	4	0	0/0	0/0	0/0	0	24
Chandler	3	0	3	0/1	0/0	0/0	0	19
Watkins	3	2	1	0/0	0/0	0/0	0	18
Ferguson	2	2	0	0/0	0/0	0/0	0	12
Francis	2	0	2	0/0	0/0	0/0	0	12
Cahill	1	0	0	0/0	0/0	0/0	0	6
Harrison	1	0	0	0/0	0/0	0/0	0	6
BILLS	28	20	4	4	28/28	21/30	259	
OPP	25	11	2	2	23/25	19/34	230	

SACKS: Edwards 8.5, Patulski 7.0, Patton 6.0, Kadish 3.5, Winans 2.0, Hagen 1.0, Lewis 1.0, Okoniewski 1.0, Skorupan 1.0, Others 1.0
BILLS: 32.0
OPPONENTS: 31.0

RUSHING	No.	Yds	Avg	Long	TD
Simpson	332	2003	6.0	80t	12
Braxton	108	494	4.6	36	4
Watkins	98	414	4.2	17	2
Ferguson	48	147	3.1	24	2
Van Valkenberg	2	20	10.0	12	0
Cornell	4	13	3.3	7	0
Steve Jones	3	9	3.0	7	0
Shaw	4	2	0.5	1	0
Spike Jones	1	0	0.0	0	0
Chandler	5	-14	-2.8	18	0
BILLS	605	3088	5.1	80t	20
OPP	455	1797	3.9	45	11

RECEIVING	No.	Yds	Avg	Long	TD
Chandler	30	427	14.2	37t	3
Hill	29	422	14.6	42	0
Watkins	12	86	7.2	20	1
Seymour	10	114	11.4	22	0
Braxton	6	101	16.8	37	0
Simpson	6	70	11.7	24	0
R. Jarvis	1	12	12.0	12	0
Van Valkenberg	1	7	7.0	7	0
Ferguson	1	-3	-3.0	-3	0
BILLS	96	1236	12.9	42	4
OPP	166	2394	14.5	64	12

INTERCEPTIONS	No.	Yds	Avg	Long	TD
Harrison	5	117	23.4	38	1
Cheyunski	3	31	10.3	31	0
Kellerman	2	23	11.5	19	0
Walker	1	22	22.0	22	0
Garror	1	0	0.0	0	0
Greene	1	0	0.0	0	0
James	1	0	0.0	0	0
Stone	0	31	—	31	0
BILLS	14	224	16.0	38	1
OPP	14	149	10.6	25	0

PUNTING	No.	Yds	Avg	Net	TB	In	Lg	B
Spike Jones	66	2660	40.3	34.7	3	15	62	0
BILLS	66	2660	40.3	34.7	3	15	62	0
OPP	63	2507	39.8	—	—	—	60	1

PUNT RETURNS	Ref	FC	Yds	Avg	Long	TD
Walker	25	4	210	8.4	23	0
Cahill	4	1	71	17.8	51t	1
Chandler	2	4	5	2.5	3	0
Hill	1	0	-9	-9.0	-9	0
BILLS	32	9	277	8.7	51t	1
OPP	34	19	312	9.2	72t	1

KICKOFF RETURNS	No.	Yds	Avg	Long	TD
Francis	23	687	29.9	101t	2
Cahill	2	42	21.0	24	0
Steve Jones	6	116	19.3	22	0
Watkins	1	18	18.0	18	0
R. Jarvis	5	84	16.8	25	0
Parker	1	16	16.0	16	0
Greene	1	7	7.0	7	0
Carnell	1	2	2.0	2	0
Branton	1	0	0.0	0	0
Van Valkenberg	1	0	0.0	0	0
BILLS	42	972	23.1	101t	2
OPP	44	934	21.2	101t	1

FIELD GOALS	1-19	20-29	30-39	40-49	50+
Leyboldt	7-7	3-5	5-6	4-8	2-4
BILLS	7-7	3-5	5-6	4-8	2-4
OPP	6-6	6-9	4-7	2-8	1-4

Leyboldt: (44N,48G)(41N)(42N,39N,20G,42G)(12G,47G)(52G)(11G,54N,50G)(52N,31G,17G,8G,41N)() (21G,39G)(23G)(36G,25N,20G,45N)(34G,34G,19G)(12G,11G)
 OPPONENTS: (53N)(49N,23N)(39N)(51G,22G,14G,54N,19G,26N)(19G,22G)(28G,47G)() (50N,42G,47N,24G)(35G,36G,47N,33G,33N)(39G,41N,39N)(49N,43N,23N,27G)(26G,16G)(14G,12G)()

USUAL STARTERS

OFFENSE		
WR	40	J.D. Hill
LT	78	Dave Foley
LG	67	Reggie McKenzie
C	51	Bruce Jarvis (8)
	53	Mike Montler (6)
RG	68	Joe DeLamielleure
RT	74	Donnie Green
TE	87	Paul Seymour
WR	81	Bob Chandler
RB	38	Larry Watkins
RB	32	OJ Simpson
QB	12	Joe Ferguson

DEFENSE

LE	85	Walt Patulski
LT	77	Jerry Patton
RT	71	Mike Kadish
RE	73	Earl Edwards
LLB	55	John Skorupan
MLB	50	Jim Cheyunski
RLB	56	Richard Lewis
LCB	20	Robert James
RCB	28	Dwight Harrison
LS	24	Ernie Kellerman
RS	43	Tony Greene

PASSING	Att	Cmp	Yds	Cmp%	Yds/Att	TD	TD%	Int	Int%	Long	Sack/Lost	Rating
Ferguson	164	73	939	44.5	5.73	4	2.4	10	6.1	42	20/164	45.6
Shaw	46	22	300	47.8	6.52	0	0.0	4	8.7	40	11/75	32.8
Simpson	2	1	-3	50.0	-1.50	0	0.0	0	0.0	-3	0/0	56.3
Chandler	1	0	0	0.0	0.00	0	0.0	0	0.0	0	0/0	39.6
BILLS	213	96	1236	45.1	5.80	4	1.9	14	6.6	42	31/239	42.7
OPPONENTS	368	166	2394	45.1	6.51	12	3.3	14	3.8	64	32/276	62.0



1974 SEASON STATISTICS

9-5 | 2ND IN AFC EAST | HEAD COACH LOU SABAN

Date	W/L Score	Opponent	Attendance
9/16	W 21-20	Oakland	79,876
9/22	L 16-24	Miami	78,990
9/29	W 16-12	NY Jets	76,978
10/6	W 27-7	at Green Bay	56,267
10/13	W 27-14	at Baltimore	40,626
10/20	W 30-28	New England	78,935
10/27	W 16-6	Chicago	77,910
11/3	W 29-28	at New England	58,932
11/10	L 9-21	Houston	79,223
11/17	L 28-35	at Miami	69,313
11/24	W 15-10	at Cleveland	66,504
12/1	W 6-0	Baltimore	75,325
12/8	L 10-20	at NY Jets	32,805
12/15	L 14-19	at Los Angeles	84,324

AFC DIVISIONAL PLAYOFF
 12/22 L 14-32 at Pittsburgh 48,321

	BUF	OPP
TOTAL FIRST DOWNS	220	219
Rushing	118	96
Passing	85	97
Penalty	17	26
3rd Down: Made/Att	68/184	77/199
3rd Down Pct.	37.0	38.7
4th Down: Made/Att	—	—
4th Down: Pct.	—	—

POSSESSION AVG. — —

	3586	3474
TOTAL NET YARDS		
Avg per Game	256.0	248.1
Total Plays	829	833
Avg per Play	4.3	4.2

	2094	1854
NET YARDS RUSHING		
Avg per Game	149.9	132.4
Total Rushes	545	491

	1492	1611
NET YARDS PASSING		
Avg per Game	106.6	115.7
Sacked/Yards Lost	33/236	32/287
Gross Yards	1728	1898
Att./Completions	251/128	311/146
Completion Pct.	51.0	46.9
Had Intercepted	15	20

PUNTS/AVERAGE 69/40.6 77/37.1

NET PUNTING AVG. 32.2 —

PENALTIES/YARDS 79/706 63/592

FUMBLES/BALL LOST 32/14 26/11

	30	32
TOUCHDOWNS		
Rushing	11	19
Passing	14	11
Returns	5	2

SCORE BY PERIOD		Q1	Q2	Q3	Q4	OT	PTS
BILLS		53	84	37	90	0	264
OPP		28	64	77	75	0	244

SCORING	TD	Ru	Pa	Rt	K-PAT	FG	S	Pts
Leyboldt	0	0	0	0	25/29	19/33	0	82
Hill	6	0	6	0	0/0	0/0	0	36
Rashad	6	0	4	2	0/0	0/0	0	36
Braxton	4	4	0	0	0/0	0/0	0	24
Simpson	4	3	1	0	0/0	0/0	0	24
Ferguson	2	2	0	0	0/0	0/0	0	12
Washington	2	0	0	2	0/0	0/0	0	12
Watkins	2	2	0	0	0/0	0/0	0	12
Chandler	1	0	1	0	0/0	0/0	0	6
Craig	1	0	0	1	0/0	0/0	0	6
Kadish	0	0	0	0	0/0	0/0	1	2
BILLS	30	11	14	5	25/30	19/33	1	264
OPP	32	19	11	2	28/32	8/15	2	244

SACKS: Kadish 7.5, Edwards 6.5, Patulski 5.5, Costa 2.5, Allen 2.0, Cornell 2.0, Washington 1.5, Craig 1.5, Cheyuski 1.0, Team 2.0
BILLS: 33.0
OPPONENTS: 33.0

RUSHING	No.	Yds	Avg	Long	TD
Simpson	270	1125	4.2	41†	3
Braxton	146	543	3.7	21†	4
Watkins	41	170	4.1	13	2
Ferguson	54	111	2.1	15	2
Calhoun	21	88	4.2	15	0
Hayman	7	31	4.4	8	0
Marangi	4	20	5.0	16	0
Mosley	2	6	3.0	4	0
BILLS	545	2094	3.9	41†	11
OPP	490	1869	3.8	75†	19

RECEIVING	No.	Yds	Avg	Long	TD
Rashad	36	433	12.0	29	4
Hill	32	572	17.9	55†	6
Braxton	18	171	9.5	15	0
Seymour	15	246	16.4	40†	2
Simpson	15	189	12.6	29†	1
Chandler	7	88	12.6	21	1
Calhoun	2	10	5.0	7	0
Jenkins	1	12	12.0	12	0
Watkins	1	7	7.0	7	0
Green	1	0	0.0	0	0
BILLS	128	1728	13.5	55†	14
OPP	146	1898	13.0	54	11

INTERCEPTIONS	No.	Yds	Avg	Long	TD
Greene	9	157	17.4	38	0
James	3	13	4.3	8	0
Washington	2	72	36.0	72†	1
Craig	1	55	55.0	55†	1
Krakau	1	37	37.0	37	0
Lewis	1	33	33.0	33	0
Harrison	1	24	24.0	24	0
Allen	1	16	16.0	16	0
Cheyuski	1	6	6.0	6	0
BILLS	20	413	20.7	72†	2
OPP	15	183	12.2	67†	1

PUNTING	No.	Yds	Avg	Net	TB	In	Lg	B
Bateman	34	1494	43.9	—	2	8	66	0
Jones	35	1305	37.3	—	6	10	56	0
BILLS	69	2799	40.6	32.2	8	18	66	0
OPP	77	2856	37.1	—	—	—	60	0

PUNT RETURNS	Ref	FC	Yds	Avg	Long	TD
Walker	43	2	384	8.9	52	0
Cahill	10	1	62	6.2	15	0
Hayman	2	0	13	6.5	11	0
Kern	1	0	1	1.0	1	0
Greene	0	1	—	—	—	0
BILLS	56	4	460	8.2	52	0
OPP	45	0	416	9.2	48	0

KICKOFF RETURNS	No.	Yds	Avg	Long	TD
Francis	37	947	25.6	74	0
Calhoun	6	90	15.0	25	0
Cornell	3	45	15.0	20	0
Cahill	1	26	26.0	26	0
Walker	1	20	20.0	20	0
Craig	1	0	0.0	0	0
Rashad	1	0	0.0	0	0
BILLS	50	1128	22.6	74	0
OPP	58	1349	23.2	53	0

FIELD GOALS	1-19	20-29	30-39	40-49	50+
Leyboldt	0-0	8-10	6-9	5-12	0-2
BILLS	0-0	8-10	6-9	5-12	0-2
OPP	0-0	3-3	2-2	3-7	0-3

Leyboldt: (47N, 46N)(22G, 23N)(21G)(48N)
 (28G, 29N, 33G, 35N)(35G)(47G, 55N, 36N, 25G, 36G)
 (45G, 20G, 46N, 47G)(32G, 28G, 48N, 22G)(40N, 58N)
 (41G, 42G)(20G, 31G)(34N, 40N, 36G)()
OPPONENTS: (34G, 41G, 50N)(22G)(31G, 40G)(47N)
 (42N)() (42G, 28G)(47N, 46N)() (54N)(31G)(52N)() ()

USUAL STARTERS

OFFENSE

WR	40	J.D. Hill
LT	78	Dave Foley
LG	67	Reggie McKenzie
C	53	Mike Montler
RG	68	Joe DeLamielleure
RT	74	Donnie Green
TE	87	Paul Seymour
WR	27	Ahmad Rashad
RB	34	Jim Braxton
RB	32	OJ Simpson
QB	12	Joe Ferguson

DEFENSE

LE	85	Walt Patulski
LT	71	Mike Kadish
RT	73	Earl Edwards
RE	64	Dave Costa
LLB	86	Dave Washington (8)
	55	John Skorupan (6)
MLB	50	Jim Cheyuski
RLB	59	Doug Allen (8)
	56	Richard Lewis (6)
LCB	20	Robert James
RCB	28	Dwight Harrison
LS	42	Neal Craig
RS	43	Tony Greene

PASSING	Att	Cmp	Yds	Cmp%	Yds/Att	TD	TD%	Int	Int%	Long	Sack/Lost	Rating
Ferguson	232	119	1588	51.3	6.84	12	5.2	12	5.2	55†	32/235	69.0
Marangi	18	9	140	50.0	7.78	2	11.1	3	16.7	44†	1/1	73.6
Simpson	1	0	0	0.0	0.00	0	0.0	0	0.0	0	0/0	39.6
BILLS	251	128	1728	51.0	6.88	14	5.7	15	6.0	55†	33/236	67.3
OPPONENTS	311	146	1898	46.9	6.10	11	3.5	30	6.4	54	32/278	51.6



1975 SEASON STATISTICS

8-6 | 3RD IN AFC EAST | HEAD COACH LOU SABAN

Date	W/L Score	Opponent	Attendance
9/21	W 42-14	NY Jets	77,895
9/28	W 30-21	at Pittsburgh	49,348
10/5	W 38-14	Denver	79,864
10/12	W 38-31	at Baltimore	43,907
10/20	L 14-17	NY Giants	79,518
10/26	L 30-35	Miami	79,141
11/2	W 24-23	at NY Jets	58,343
11/9	L 35-42	Baltimore	77,320
11/17	L 24-33	at Cincinnati	56,666
11/23	W 45-31	New England	65,655
11/27	W 32-14	at St. Louis	41,899
12/7	L 21-31	at Miami	78,701
12/14	W 34-14	at New England	58,393
12/20	L 13-35	Minnesota	54,993

TOTAL FIRST DOWNS	318	300
Rushing	162	124
Passing	132	151
Penalty	24	25
3rd Down: Made/Att	98/197	87/190
3rd Down Pct.	49.7	45.8
4th Down: Made/Att	—	—
4th Down: Pct.	—	—

POSSESSION AVG. — —

TOTAL NET YARDS	5467	5073
Avg per Game	390.5	362.4
Total Plays	964	940
Avg per Play	5.7	5.4

NET YARDS RUSHING	2974	1993
Avg per Game	212.4	142.4
Total Rushes	588	480

NET YARDS PASSING	2493	3080
Avg per Game	178.1	220.0
Sacked/Yards Lost	22/168	30/275
Gross Yards	2661	3355
Att./Completions	354/182	431/237
Completion Pct.	51.4	55.0
Had Intercepted	19	25

PUNTS/AVERAGE 61/41.6 59/40.7

NET PUNTING AVG. 35.0 —

PENALTIES/YARDS 90/748 80/651

FUMBLES/BALL LOST 24/15 42/20

TOUCHDOWNS	57	47
Rushing	26	21
Passing	28	25
Returns	3	1

SCORE BY PERIOD	Q1	Q2	Q3	Q4	OT	PTS
BILLS	97	121	112	90	0	420
OPPONENTS	65	132	62	96	0	355

SCORING	TD	Ru	Pa	Rt	K-PAT	FG	S	Pts
Simpson	23	16	7	0	0/0	0/0	0	138
Braxton	13	9	4	0	0/0	0/0	0	78
Leyoldt	0	0	0	0	51/57	9/16	0	78
Hill	7	0	7	0	0/0	0/0	0	42
Chandler	6	0	6	0	0/0	0/0	0	36
Gant	2	0	2	0	0/0	0/0	0	12
Ferguson	1	1	0	0	0/0	0/0	0	6
Freeman	1	0	0	1	0/0	0/0	0	6
Holland	1	0	1	0	0/0	0/0	0	6
Kadish	1	0	0	1	0/0	0/0	0	6
Seymour	1	0	1	0	0/0	0/0	0	6
Toomay	1	0	1	0	0/0	0/0	0	6
BILLS	57	26	28	3	51/57	9/16	420	
OPP	47	21	25	1	46/47	9/16	355	

SACKS: Toomay 6.0, Edwards 5.0, Kadish 4.0, Patulski 4.0, Craft 3.0, Skorupan 3.0, Winans 2.0, Cornell 1.5, Ruud 1.0, Yeates 0.5
BILLS: 30.0
OPP: 22.0

RUSHING	No.	Yds	Avg	Long	TD
Simpson	329	1817	5.5	88†	16
Braxton	186	823	4.4	29	9
Ferguson	23	82	3.6	17	1
Calhoun	19	80	4.2	11	0
Marangi	7	78	11.1	30	0
Washington	9	49	5.4	9	0
Hayman	10	30	3.0	7	0
Haslerig	2	9	4.5	7	0
Chandler	2	5	2.5	5	0
Hill	1	1	1.0	1	0
BILLS	588	2974	5.1	88†	26
OPP	480	1993	4.2	56	21

RECEIVING	No.	Yds	Avg	Long	TD
Chandler	55	746	13.6	35	6
Hill	36	667	18.5	77†	7
Simpson	28	426	15.2	64†	7
Braxton	26	282	10.8	32	4
Seymour	19	268	14.1	32	1
Gant	9	107	11.9	19†	2
Holland	7	144	20.6	63	1
Washington	2	21	10.5	15	0
BILLS	182	2661	14.6	77†	28
OPP	237	3355	14.2	89†	25

INTERCEPTIONS	No.	Yds	Avg	Long	TD
Harrison	8	99	12.4	40	0
Greene	6	81	13.5	37	0
Jones	3	13	4.3	13	0
Thomas	2	74	37.0	58	0
Freeman	2	44	22.0	30†	1
Toomay	1	44	44.0	44†	1
Ford	1	19	19.0	19	0
Krakau	1	2	2.0	2	0
Skorupan	1	0	0.0	0	0
BILLS	25	376	15.0	58	2
OPP	19	262	13.8	54	0

PUNTING	No.	Yds	Avg	Net	TB	In	Lg	B
Bateman	61	2536	41.6	35.0	11	15	74	2
BILLS	61	2536	41.6	35.0	11	15	74	2
OPP	59	2399	40.7	—	—	—	71	0

PUNT RETURNS	Ref	FC	Yds	Avg	Long	TD
Hayman	25	8	216	8.6	30	0
Holland	7	5	53	7.6	13	0
Jones	1	1	9	9.0	9	0
BILLS	33	14	278	8.4	30	0
OPP	29	7	179	6.2	24	0

KICKOFF RETURNS	No.	Yds	Avg	Long	TD
Washington	35	923	26.4	59	0
Hayman	8	179	22.4	34	0
McKinney	6	151	25.2	37	0
Schnarr	4	80	20.0	27	0
Holland	4	67	16.8	25	0
Cornell	3	38	12.7	16	0
McKenzie	1	15	15.0	15	0
Ruud	1	4	4.0	4	0
BILLS	62	1457	23.5	59	0
OPP	64	1496	23.4	74	0

FIELD GOALS	1-19	20-29	30-39	40-49	50+
Leyoldt	0-1	1-1	5-6	3-7	0-1
BILLS	0-1	1-1	5-6	3-7	0-1
OPP	2-2	3-3	2-4	2-7	0-0

Leyoldt: () [37G] [39G] [44G] [19N, 50N] [45G, 45N] [40G] () [28G] [28G, 43N] [47N, 30G, 33G] () [31N] [42N]
OPPONENTS: () [42N] () [39N, 19G] [40N, 47N, 37G] () [42G, 41G, 31G] () [37N, 28G, 18G] [42N, 34G] [48N] [20G] () ()

USUAL STARTERS

OFFENSE		
WR	81	Bob Chandler
LT	78	Dave Foley
LG	67	Reggie McKenzie
C	53	Mike Montler
RG	68	Joe DeLamielleure
RT	74	Donnie Green
TE	87	Paul Seymour
WR	40	J.D. Hill
RB	34	Jim Braxton
RB	32	OJ Simpson
QB	12	Joe Ferguson

DEFENSE

LE	85	Walt Patulski
LT	71	Mike Kadish
RT	73	Earl Edwards
RE	65	Pat Toomay
LLB	55	John Skorupan
MLB	52	Merv Krakau
RLB	30	Bo Cornell
LCB	43	Tony Greene
RCB	28	Dwight Harrison
LS	26	Ed Jones
RS	22	Steve Freeman

PASSING	Att	Cmp	Yds	Cmp%	Yds/Att	TD	TD%	Int	Int%	Long	Sack/Lost	Rating
Ferguson	321	169	2426	52.6	7.56	25	7.8	17	5.3	77†	20/153	81.4
Marangi	33	13	235	39.4	7.12	3	9.1	2	6.1	64†	2/15	69.5
BILLS	354	182	2661	51.4	7.52	28	7.9	19	5.4	77†	22/168	80.1
OPPONENTS	431	237	3355	55.0	7.78	25	5.8	25	5.8	89†	30/275	75.5



1976 SEASON STATISTICS

2-12 | 5TH IN AFC EAST | HEAD COACH LOU SABAN & JIM RINGO

Date	W/L Score	Opponent	Attendance
9/13	L 21-30	Miami	77,683
9/19	L 3-13	Houston	61,364
9/26	W 14-9	at Tampa Bay	44,505
10/3	W 50-17	Kansas City	51,909
10/10	L 14-17	at NY Jets	53,416
10/17	L 13-31	Baltimore	71,009
10/24	L 22-26	New England	45,144
10/31	L 14-19	NY Jets	41,285
11/7	L 10-20	at New England	61,157
11/15	L 10-17	at Dallas	51,779
11/21	L 13-34	San Diego	41,701
11/25	L 14-27	at Detroit	66,875
12/5	L 27-45	at Miami	43,475
12/12	L 20-58	at Baltimore	50,451

	BUF	OPP
TOTAL FIRST DOWNS	250	262
Rushing	135	128
Passing	102	110
Penalty	13	24
3rd Down: Made/Att	81/216	71/187
3rd Down Pct.	37.5	38.0
4th Down: Made/Att	—	—
4th Down: Pct.	—	—

	—	—
POSSESSION AVG.	—	—
TOTAL NET YARDS	4404	4730
Avg per Game	314.3	337.9
Total Plays	964	898
Avg per Play	4.6	5.3

	2566	2476
NET YARDS RUSHING	2566	2476
Avg per Game	183.3	176.9
Total Rushes	548	531

	1838	2254
NET YARDS PASSING	1838	2254
Avg per Game	131.3	161.0
Sacked/Yards Lost	33/246	28/210
Gross Yards	2084	2462
Att./Completions	383/156	337/163
Completion Pct.	40.7	48.4
Had Intercepted	17	19

	87/42.3	72/38.5
PUNTS/AVERAGE	87/42.3	72/38.5

	28.6	32.2
NET PUNTING AVG.	28.6	32.2

	91/797	92/704
PENALTIES/YARDS	91/797	92/704

	44/26	37/23
FUMBLES/BALL LOST	44/26	37/23

	30	41
TOUCHDOWNS	30	41
Rushing	11	19
Passing	16	18
Returns*	3	4

SCORE BY PERIOD	Q1	Q2	Q3	Q4	OT	PTS
BILLS	35	67	58	85	0	245
OPPONENTS	50	140	96	77	0	363

SCORING	TD	R	Pa	Rt	K-PAT	FG	S	Pts
Chandler	10	0	10	0	0/0	0/0	0	60
Jakowenko	0	0	0	0	21/24	12/17	0	57
Simpson	9	8	1	0	0/0	0/0	0	54
Gant	3	0	3	0	0/0	0/0	0	18
Holland	3	0	2	1	0/0	0/0	0	18
Marangi	2	2	0	0	0/0	0/0	0	12
Greene	1	0	0	1	0/0	0/0	0	6
Kinney	1	1	0	0	0/0	0/0	0	6
Moody	1	0	0	1	0/0	0/0	0	6
Ricardo	0	0	0	0	2/2	1/3	0	5
Leyboldt	0	0	0	0	3/3	0/3	0	3
BILLS	30	11	16	3	26/30	13/24	245	
OPP	41	19	18	4	39/41	26/30	363	

SACKS: Kadish 6.5, Williams 5.0, White 4.5, Smith 4.5, Krakau 3.0, Jilek 1.5, Jones 1.0, Nelson 1.0, Skorupan 1.0, Others 1.0
BILLS: 28.0
OPPONENTS: 33.0

RUSHING	No.	Yds	Avg	Long	TD
Simpson	290	1503	5.2	75t	8
Kinney	116	475	4.1	22	1
Marangi	39	230	5.9	21	2
Hooks	25	116	4.6	24	0
Ferguson	18	81	4.5	19	0
Washington	22	65	3.0	10	0
Ray	24	56	2.3	7	0
Powell	11	40	3.6	20	0
Braxton	1	0	0.0	0	0
Chandler	1	0	0.0	0	0
Edwards	1	0	0.0	0	0
BILLS	548	2566	4.7	75t	11
OPP	531	2476	4.7	59	19

RECEIVING	No.	Yds	Avg	Long	TD
Chandler	61	824	13.5	58t	10
Simpson	22	259	11.8	43	1
Seymour	16	169	10.6	22	0
Holland	15	299	19.9	58t	2
Kinney	14	78	5.6	15	0
Gant	12	263	21.9	39	3
Hooks	6	72	12.0	28	0
Washington	3	29	9.7	11	0
Ray	3	26	8.7	15	0
Edwards	2	53	26.5	46	0
Montler	1	6	6.0	6	0
Powell	1	6	6.0	6	0
BILLS	156	2084	13.4	58t	16
OPP	163	2462	15.2	53	18

INTERCEPTIONS	No.	Yds	Avg	Long	TD
Greene	5	135	27.0	101t	1
Moody	3	63	21.0	44	0
D. Jones	3	5	1.7	5	0
Jilek	2	33	16.5	28	0
Clark	2	21	10.5	21	0
Harrison	1	18	18.0	18	0
Skorupan	1	13	13.0	13	0
White	1	5	5.0	5	0
Krakau	1	0	0.0	0	0
BILLS	19	293	15.4	101t	1
OPP	17	246	14.5	40	0

PUNTING	No	Yds	Avg	Net	TB	In	Lg	B
Bateman	86	3678	42.7	28.6	14	17	78	1
BILLS	87	3678	42.3	28.6	14	17	78	0
OPP	72	2771	38.5	32.2	10	18	56	0

PUNT RETURNS	Ret	FC	Yds	Avg	Long	TD
Moody	16	8	166	10.4	67t	1
Hooks	11	3	45	4.1	12	0
Holland	4	2	11	2.8	8	0
Gaddis	1	0	6	6.0	6	0
Word	1	0	-8	-8.0	-8	0
BILLS	33	13	220	6.7	67t	1
OPP	46	2	378	19.1	89t	2

KICKOFF RETURNS	No.	Yds	Avg	Long	TD
Moody	26	605	23.3	41	0
Hooks	23	521	22.7	79	0
Powell	4	101	25.3	26	0
Holmes	4	90	22.5	26	0
Holland	4	62	15.5	19	0
Ruud	6	68	11.3	18	0
Washington	3	63	21.0	27	0
Word	2	36	18.0	19	0
Cornell	2	32	16.0	18	0
Gaddis	1	16	16.0	16	0
BILLS	75	1594	21.3	79	0
OPP	48	1204	25.1	74	0

FIELD GOALS	1-19	20-29	30-39	40-49	50+
Jakowenko	0-0	4-4	4-6	4-7	0-0
Ricardo	0-0	1-3	0-0	0-0	0-1
Leyboldt	0-0	0-0	0-3	0-0	0-0
BILLS	0-0	5-7	4-9	4-7	0-1
OPP	1-1	9-9	10-12	4-6	2-2

Jakowenko: (30G)(38N)(32G,44G)(46G,34N)
 () (31G)(44N,22G)(29G,42G)(41N,42N)(28G,49G)
 (28G)(24G)
 Ricardo: () (50N,27G,27N,20N)
 Leyboldt: (31N,39N,37N)
OPPONENTS: (25G,30G,20G)(54G,44N,28G)
 (33G,24G,36N,19G)(33G)(37)(21G)(44G,32G)
 (20G,35G)(46G,33G)(31N,43N)(35G,45G)
 (22G,35G)(53G)(24G)(22G,36G)

USUAL STARTERS

OFFENSE		
WR	80	John Holland (7)
	88	Reuben Gant (6)
LT	78	Dave Foley
LG	67	Reggie McKenzie
C	53	Mike Montler
RG	68	Joe DeLamielleure
RT	74	Donnie Green
TE	87	Paul Seymour
WR	81	Bob Chandler
FB	36	Jeff Kinney
RB	32	OJ Simpson
QB	12	Joe Ferguson (7)
	17	Gary Marangi (7)

DEFENSE		
LE	69	Ken Jones (7)
	77	Ben Williams (6)
LT	71	Mike Kadish
RT	79	Marty Smith
RE	83	Sherman White
LLB	55	John Skorupan
MLB	52	Merv Krakau
RLB	51	Dan Jilek
LCB	29	Mario Clark
RCB	28	Dwight Harrison
LS	24	Doug Jones
RS	43	Tony Greene

PASSING	Att	Cmp	Yds	Cmp%	Yds/Att	TD	TD%	Int	Int%	Long	Sack/Lost	Rating
Ferguson	151	74	1086	49.0	7.19	9	6.0	1	0.7	58t	11/80	90.0
Marangi	232	82	998	35.3	4.30	7	3.0	16	6.9	39	22/166	30.7
BILLS	383	156	2084	40.7	5.17	16	4.2	17	4.4	58t	33/246	54.0
OPPONENTS	337	163	2475	48.4	7.34	18	5.3	19	5.6	53	28/210	67.3



1977 SEASON STATISTICS

3-11 | T-4TH IN AFC EAST | HEAD COACH JIM RINGO

Date	W/L	Score	Opponent	Attendance
9/18	L	0-13	Miami	76,097
9/25	L	6-26	at Denver	74,897
10/2	L	14-17	at Baltimore	49,247
10/9	L	19-24	NY Jets	32,046
10/16	W	3-0	Atlanta	27,348
10/23	L	16-27	Cleveland	60,905
10/30	L	17-56	at Seattle	61,180
11/6	W	24-14	at New England	60,263
11/13	L	13-31	Baltimore	39,444
11/20	L	7-20	New England	27,598
11/28	L	13-34	at Oakland	51,558
12/4	L	0-10	Washington	22,975
12/11	W	14-10	at NY Jets	31,929
12/17	L	14-31	at Miami	39,626

TOTAL FIRST DOWNS	BUF	OPP
Rushing	246	260
Passing	93	134
Penalty	141	98
3rd Down: Made/Att	12	28
3rd Down Pct.	75/197	87/197
4th Down: Made/Att	38.1	44.2
4th Down: Pct.	—	—

POSSESSION AVG. — —

TOTAL NET YARDS	BUF	OPP
Avg per Game	4391	4453
Total Plays	313.6	318.1
Avg per Play	944	922
	4.7	4.8

NET YARDS RUSHING	BUF	OPP
Avg per Game	1861	2405
Total Rushes	132.9	171.8
	450	589

NET YARDS PASSING	BUF	OPP
Avg per Game	2530	2048
Sacked/Yards Lost	180.7	146.3
Gross Yards	36/273	17/165
Att./Completions	2803	2213
Completion Pct.	458/221	316/155
Had Intercepted	48.3	49.1
	24	21

PUNTS/AVERAGE 83/38.9 73/36.2

NET PUNTING AVG. 29.2 28.3

PENALTIES/YARDS 87/866 71/638

FUMBLES/BALL LOST 36/20 21/12

TOUCHDOWNS	BUF	OPP
Rushing	19	39
Passing	3	21
Returns	12	17
	4	1

SCORE BY PERIOD	Q1	Q2	Q3	Q4	OT	PTS
BILLS	41	39	33	47	0	160
OPPONENTS	57	113	81	62	0	313

SCORING	TD	Ru	Pa	Rt	K-PAT	FG	S	Pts
Long	0	0	0	0	13/14	7/11	0	34
Chandler	4	0	4	0	0/0	0/0	0	24
Kimbrough	3	0	2	1	0/0	0/0	0	18
Braxton	2	1	1	0	0/0	0/0	0	12
Ferguson	2	2	0	0	0/0	0/0	0	12
Gant	2	0	2	0	0/0	0/0	0	12
Piccone	2	0	2	0	0/0	0/0	0	12
O'Donoghue	0	0	0	0	4/5	2/6	0	10
Brown	1	0	1	0	0/0	0/0	0	6
Cornell	1	0	0	1	0/0	0/0	0	6
D. Jones	1	0	0	1	0/0	0/0	0	6
Moody	1	0	0	1	0/0	0/0	0	6
Greene	0	0	0	0	0/0	0/0	1	2
BILLS	19	3	12	4	17/19	9/17	1	160
OPP	39	21	17	1	37/39	14/21	3	313

SACKS: White 4.0, Kadish 3.5, Williams 3.5, Jilek 1.0, S. Nelson 1.0, Jones 1.0, Dokes 1.0, Krakau 1.0, Team 1.0

BILLS: 17.0
OPPONENTS: 36.0

RUSHING	No.	Yds	Avg	Long	TD
Simpson	126	557	4.4	39	0
Hooks	128	497	3.9	66	0
Braxton	113	372	3.3	12	1
Ferguson	41	279	6.8	41	2
Collier	31	116	3.7	15	0
Brown	8	34	4.3	9	0
Piccone	1	6	6.0	6	0
Bateman	1	0	0.0	0	0
Frankowiak	1	0	0.0	0	0
BILLS	450	1861	4.1	66	3
OPP	589	2405	4.1	60+	21

RECEIVING	No.	Yds	Avg	Long	TD
Chandler	60	745	12.4	31	4
Braxton	43	461	10.7	27	1
Gant	41	646	15.8	39	2
Piccone	17	240	14.1	25	2
Hooks	16	195	12.2	33	0
Simpson	16	138	8.6	18	0
Kimbrough	10	207	20.7	42	2
Holland	8	107	13.4	27	0
Brown	5	20	4.0	12+	1
Collier	3	23	7.7	11	0
Seymour	2	21	10.5	11	0
BILLS	221	2803	12.7	42	12
OPP	155	2213	14.3	67	17

INTERCEPTIONS	No.	Yds	Avg	Long	TD
Greene	9	144	16.0	47	0
Clark	7	151	21.6	43	0
D. Jones	2	30	15.0	24+	1
Harrison	2	0	0.0	0	0
Freeman	1	4	4.0	4	0
BILLS	21	329	15.7	47	1
OPP	24	326	13.6	49	0

PUNTING	No.	Yds	Avg	Net	TB	In	Lg	B
Bateman	81	3229	39.9	29.2	10	14	75	2
BILLS	83	3229	38.9	29.2	10	14	75	2
OPP	73	2646	36.2	28.3	10	16	61	—

PUNT RETURNS	Ret	FC	Yds	Avg	Long	TD
Moody	15	6	196	13.1	91+	1
Kimbrough	16	1	184	11.5	73+	1
Willis	1	1	0	0.0	0	0
Piccone	0	1	0	—	0	0
BILLS	32	9	380	11.9	91+	2
OPP	42	3	604	14.4	53	0

KICKOFF RETURNS	No.	Yds	Avg	Long	TD
Kimbrough	15	346	23.1	27	0
Moody	30	636	21.2	45	0
Piccone	4	89	22.3	26	0
Collier	4	55	13.8	19	0
Brown	3	66	22.0	34	0
Romes	1	18	18.0	18	0
B. Nelson	1	10	10.0	10	0
Dunstan	1	9	9.0	9	0
Frankowiak	1	9	9.0	9	0
BILLS	60	1238	20.6	45	0
OPP	40	814	19.9	93+	1

FIELD GOALS	1-19	20-29	30-39	40-49	50+
Long	0-0	2-2	2-3	3-6	0-0
O'Donoghue	0-0	1-2	1-2	0-1	0-1
BILLS	0-0	3-4	3-5	3-7	0-1
OPP	1-1	5-5	3-5	5-10	0-0

O'Donoghue: (50N,41N)()|()|(38N,24G)|(30G,27N)
Long: (41G)|(25G)|(30G)|(45N,42N,26G,45G)
()|(33G,40G)|(45N,37N)()|()
OPPONENTS: (32G,37G)|(48G,26G)|(45G,44N)
(45G)|(44N)|(41G,27G,29N)()|()|(22G,30N)
(33G,44N,25G)|(46N)|(37N,19G)|(25G)|(48G)

USUAL STARTERS

OFFENSE

WR	89	Lou Piccone
LT	78	Dave Foley
LG	67	Reggie McKenzie
C	61	Willie Parker
RG	68	Joe DeLamielleure
RT	70	Joe Devlin
TE	87	Paul Seymour
WR	81	Bob Chandler
RB	34	Jim Braxton
RB	25	Roland Hooks (7)
	32	OJ Simpson (7)
QB	12	Joe Ferguson

DEFENSE

LE	77	Ben Williams
LT	71	Mike Kadish
RT	76	Bill Dunstan
RE	83	Sherman White
LLB	59	Shane Nelson
MLB	52	Merv Krakau
RLB	51	Dan Jilek
LCB	29	Mario Clark
RCB	28	Dwight Harrison
FS	43	Tony Greene
SS	24	Doug Jones

PASSING	Att	Cmp	Yds	Cmp%	Yds/Att	TD	TD%	Int	Int%	Long	Sack/Lost	Rating
Ferguson	457	221	2803	48.4	6.13	12	2.6	24	5.3	42	36/273	54.6
Simpson	1	0	0	0.0	0.00	0	0.0	0	0.0	0	0/0	39.6
BILLS	458	221	2803	48.3	6.13	12	2.6	24	5.2	42	36/273	54.8
OPPONENTS	316	155	2213	49.1	7.00	17	5.4	21	6.6	67	17/165	62.7



1978 SEASON STATISTICS

5-11 | T-4TH IN AFC EAST | HEAD COACH CHUCK KNOX

Date	W/L Score	Opponent	Attendance
9/3	L 17-28	Pittsburgh	64,147
9/10	L 20-21	NY Jets	40,985
9/17	L 24-31	at Miami	48,373
9/24	W 24-17	Baltimore	55,270
10/1	W 28-13	Kansas City	47,310
10/8	L 14-45	at NY Jets	44,545
10/15	L 10-17	at Houston	47,727
10/22	W 5-0	Cincinnati	47,754
10/29	L 20-41	at Cleveland	51,409
11/5	L 10-14	New England	44,897
11/12	L 24-25	Miami	48,623
11/19	L 10-31	at Tampa Bay	61,383
11/26	W 41-17	NY Giants	28,496
12/3	L 10-14	at Kansas City	25,781
12/10	L 24-26	at New England	59,598
12/17	W 21-14	at Baltimore	25,415

	BUF	OPP
TOTAL FIRST DOWNS	274	305
Rushing	132	171
Passing	113	104
Penalty	29	30
3rd Down: Made/Att	88/213	98/209
3rd Down Pct.	41.3	46.9
4th Down: Made/Att	—	—
4th Down: Pct.	—	—

POSSESSION AVG.	—	—
------------------------	---	---

TOTAL NET YARDS	4630	5188
Avg per Game	289.4	324.3
Total Plays	974	1016
Avg per Play	4.8	5.1

NET YARDS RUSHING	2381	3228
Avg per Game	148.8	201.8
Total Rushes	556	677

NET YARDS PASSING	2249	1960
Avg per Game	140.6	122.5
Sacked/Yards Lost	30/254	22/196
Gross Yards	2503	2156
Att./Completions	388/203	317/167
Completion Pct.	52.3	52.7
Had Intercepted	17	14

PUNTS/AVERAGE	89/37.9	71/36.5
----------------------	---------	---------

NET PUNTING AVG.	30.9	30.3
-------------------------	------	------

PENALTIES/YARDS	120/1103	98/939
------------------------	----------	--------

FUMBLES/BALL LOST	34/17	27/16
--------------------------	-------	-------

TOUCHDOWNS	39	46
Rushing	15	23
Passing	21	20
Returns	3	3

SCORE BY PERIOD	Q1	Q2	Q3	Q4	OT	PTS
BILLS	41	96	43	122	0	302
OPPONENTS	69	118	89	78	0	354

SCORING	TD	R	Pa	Rt	K-PAT	FG	S	Pts
Dempsey	0	0	0	0	36/39	10/13	0	66
Lewis	7	0	0	0	0/0	0/0	0	42
Miller	7	7	0	0	0/0	0/0	0	42
Brown	5	4	0	1	0/0	0/0	1	32
Chandler	5	0	5	0	0/0	0/0	0	30
Gant	5	0	5	0	0/0	0/0	0	30
Hooks	3	2	1	0	0/0	0/0	0	18
D. Johnson	2	2	0	0	0/0	0/0	0	12
Piccone	2	0	2	0	0/0	0/0	0	12
Moody	1	0	0	1	0/0	0/0	0	6
Romes	1	0	0	1	0/0	0/0	0	6
Walton	1	0	1	0	0/0	0/0	0	6
BILLS	39	15	21	3	36/39	10/13	1	302
OPP	46	23	20	3	43/46	11/21	1	354

SACKS: Hardison 5.0, Sanford 5.0, White 4.0, Dokes 3.0, Williams 3.0, Graham 2.0
BILLS: 22.0
OPPONENTS: 30.0

RUSHING	No.	Yds	Avg	Long	TD
Miller	238	1060	4.5	60t	7
Brown	128	591	4.6	58t	4
Hooks	76	358	4.7	66	2
D. Johnson	55	222	4.0	30	2
Ferguson	27	76	2.8	12	0
Braxton	30	73	2.4	5	0
Gant	1	14	14.0	14	0
Jackson	1	-13	-13.0	-13	0
BILLS	556	2381	4.3	66	15
OPP	677	3228	4.8	71	23

RECEIVING	No.	Yds	Avg	Long	TD
Chandler	44	581	13.2	44	5
Lewis	41	735	17.9	92t	7
Gant	34	408	12.0	25	5
Miller	22	246	11.2	52	0
Brown	18	130	7.2	31	0
Hooks	15	110	7.3	21	1
D. Johnson	10	83	8.3	28	0
Piccone	7	71	10.1	15	2
Braxton	5	38	7.6	12	0
Walton	4	66	16.5	32t	1
Willis	2	41	20.5	23	0
Ferguson	1	-6	-6.0	-6	0
BILLS	203	2503	12.3	92t	21
OPP	167	2156	12.9	52	20

INTERCEPTIONS	No.	Yds	Avg	Long	TD
Clark	5	29	5.8	29	0
Nelson	3	69	23.0	40	0
Greene	3	56	18.7	29	0
Romes	2	95	47.5	85t	1
Sanford	1	41	41.0	41	0
BILLS	14	290	20.7	85t	1
OPP	17	219	12.9	40	1

PUNTING	No	Yds	Avg	Net	TB	In	Lg	B
Jackson	87	3373	38.8	30.9	9	19	70	2
BILLS	89	3373	37.9	30.9	9	19	70	2
OPP	71	2588	36.5	30.3	3	17	65	1

PUNT RETURNS	Ret	FC	Yds	Avg	Long	TD
Moody	19	5	240	12.6	82t	1
Piccone	14	4	88	6.3	13	0
Levenseller	3	0	35	11.7	15	0
Hooks	3	0	12	4.0	11	0
Brown	1	0	0	0.0	0	0
BILLS	40	9	375	9.4	82t	1
OPP	48	8	442	9.2	82t	1

KICKOFF RETURNS	No.	Yds	Avg	Long	TD
Brown	17	428	25.2	102t	1
Moody	18	371	20.6	35	0
D. Johnson	10	204	20.4	41	0
Hooks	7	124	17.7	25	0
Frankowiak	5	60	12.0	19	0
Powell	3	53	17.7	25	0
Piccone	3	51	17.0	26	0
Miller	1	17	17.0	17	0
Hutchinson	1	8	8.0	8	0
Willis	1	0	0.0	0	0
BILLS	66	1316	19.9	102t	1
OPPONENTS	58	1182	20.4	46	0

FIELD GOALS	1-19	20-29	30-39	40-49	50+
Dempsey	0-0	5-5	4-5	1-3	0-0
BILLS	0-0	5-5	4-5	1-3	0-0
OPPONENTS	0-0	6-9	1-5	4-7	0-0

Dempsey: {32G}{1}{46G}{41N,21G}{1}{33G}{43N,20G}{1}{21G}{33G}{37G}{37N}{22G}{26G}{1}
 OPPONENTS: {49N}{1}{49G}{21G}{42G,27G,36N}{38G}{23N,43G}{1}{1}{48N}{47G,24G}{28G,38N}{27G}{21B,35N,23B}{42N,21G}{36N}

USUAL STARTERS

OFFENSE	
WR	82 Frank Lewis
LT	72/73 Ken Jones
LG	67 Reggie McKenzie
C	61 Willie Parker
RG	68 Joe DeLamielleure
RT	70 Joe Devlin
TE	88 Reuben Gant
WR	81 Bob Chandler
FB	47 Curtis Brown
RB	40 Terry Miller
QB	12 Joe Ferguson

DEFENSE	
LE	77 Ben Williams
LT	74 Dee Hardison
RT	85 Phil Dokes
RE	83 Sherman White
LLB	59 Shane Nelson
MLB	54/58 Randy McCleanahan
RLB	57 Lucius Sanford
LCB	29 Mario Clark
RCB	26 Charles Rome
FS	43 Tony Greene

PASSING	Att	Cmp	Yds	Cmp%	Yds/Att	TD	TD%	Int	Int%	Long	Sack/Lost	Rating
Ferguson	330	175	2136	53.0	6.47	16	4.8	15	4.5	92t	29/243	70.5
Munson	43	24	328	55.8	7.62	4	9.3	2	4.7	43	0/0	91.8
Mays	15	4	39	26.7	2.60	1	6.7	0	0.0	19	1/11	61.9
BILLS	388	203	2503	52.3	6.45	21	5.4	17	4.4	92t	30/254	72.2
OPPONENTS	317	167	2156	52.7	6.80	20	6.3	14	4.4	52	22/196	77.0



1979 SEASON STATISTICS

7-9 | 4TH IN AFC EAST | HEAD COACH CHUCK KNOX

Date	W/L Score	Opponent	Attendance
9/2	L 7-9	Miami	69,441
9/9	W 51-24	Cincinnati	43,504
9/16	L 19-27	at San Diego	50,709
9/23	W 46-31	NY Jets	68,731
9/30	W 31-13	at Baltimore	31,904
10/7	L 0-7	Chicago	73,383
10/14	L 7-17	at Miami	45,597
10/21	L 13-14	Baltimore	50,581
10/28	W 20-17	at Detroit	61,911
11/4	L 6-26	New England	67,935
11/11	W 14-12	at NY Jets	50,647
11/18	W 19-12	Green Bay	39,679
11/25	W 16-13 (OT)	at New England	60,991
12/2	L 16-19	Denver	37,886
12/9	L 3-10	at Minnesota	42,339
12/16	L 0-28	at Pittsburgh	48,002

TOTAL FIRST DOWNS	252	273
Rushing	83	137
Passing	147	117
Penalty	22	19
3rd Down: Made/Att	93/224	98/233
3rd Down Pct.	41.5	42.1
4th Down: Made/Att	—	—
4th Down: Pct.	—	—

POSSESSION AVG. — —

TOTAL NET YARDS	4837	5011
Avg per Game	302.3	313.2
Total Plays	982	1022
Avg per Play	4.9	4.9

NET YARDS RUSHING	1621	2481
Avg per Game	101.3	155.1
Total Rushes	474	617

NET YARDS PASSING	3216	2530
Avg per Game	201.0	158.1
Sacked/Yards Lost	43/387	23/183
Gross Yards	3603	2713
Att./Completions	465/241	382/193
Completion Pct.	51.8	50.5
Had Intercepted	15	24

PUNTS/AVERAGE 96/38.2 92/38.2

NET PUNTING AVG. 30.2 31.2

PENALTIES/YARDS 104/887 106/788

FUMBLES/BALL LOST 32/19 31/17

TOUCHDOWNS	30	34
Rushing	11	18
Passing	14	14
Returns**	5	2

SCORE BY PERIOD	Q1	Q2	Q3	Q4	OT	PTS
BILLS	21	73	95	76	3	268
OPPONENTS	54	91	50	84	0	279

SCORING	TD	Ru	Pa	Rt	K-PAT	FG	S	Pts
Mike-Mayer	0	0	0	17	18	20/29	0	77
Hooks	6	6	0	0/0	0/0	0/0	0	36
Brown	4	1	3	0/0	0/0	0/0	0	24
Butler	4	0	4	0/0	0/0	0/0	0	24
Collier	2	2	0	0/0	0/0	0/0	0	12
Gant	2	0	2	0/0	0/0	0/0	0	12
Lewis	2	0	2	0/0	0/0	0/0	0	12
Piccone	2	0	2	0/0	0/0	0/0	0	12
Dempsey	0	0	0	8/11	1/4	0/11	0	11
Ferguson	1	1	0	0/0	0/0	0/0	0	6
Freeman	1	0	0	1/0	0/0	0/0	0	6
Miller	1	1	0	0/0	0/0	0/0	0	6
Robertson	1	0	0	1/0	0/0	0/0	0	6
Romes	1	0	0	1/0	0/0	0/0	0	6
Sanford	1	0	0	1/0	0/0	0/0	0	6
Shipp	1	0	1	0/0	0/0	0/0	0	6
Smerlas	1	0	0	1/0	0/0	0/0	0	6
BILLS	30	11	14	5	25/30	21/33	268	
OPP	34	18	14	2	27/34	16/31	279	

SACKS: White 5.5, Hardison 4.5, Kadish 3.0, Nelson 3.0, Hutchinson 2.0, Smerlas 2.0, Hoslett 1.0, Robertson 1.0, Williams 1.0
BILLS: 23.0
OPPONENTS: 43.0

RUSHING	No.	Yds	Avg	Long	TD
Brown	172	574	3.3	25	1
Miller	139	484	3.5	75	1
Hooks	89	320	3.6	32†	6
Collier	34	130	3.8	22	2
Ferguson	22	68	3.1	15	1
Powell	10	29	2.9	9	0
Butler	2	13	6.5	12	0
D. Johnson	3	5	1.7	2	0
Mike-Mayer	1	4	4.0	4	0
Lewis	2	-6	-3.0	-1	0
BILLS	474	1621	3.4	75	11
OPP	617	2481	4.0	55†	18

RECEIVING	No.	Yds	Avg	Long	TD
Lewis	54	1082	20.0	55	2
Butler	48	834	17.4	75†	4
Brown	39	401	10.3	84†	3
Piccone	33	556	16.8	49	2
Hooks	26	254	9.8	42	0
Gant	19	245	12.9	22	2
Miller	10	111	11.1	52	0
Collier	7	43	6.1	19	0
Shipp	3	43	14.3	27	1
Fullon	2	34	17.0	18	0
BILLS	241	3603	15.0	84†	14
OPP	193	2713	14.1	73†	14

INTERCEPTIONS	No.	Yds	Avg	Long	TD
Nixon	6	81	13.5	43	0
Clark	5	95	19.0	36	0
Freeman	3	62	20.7	50†	1
Sanford	2	44	22.0	25	0
Robertson	2	29	14.5	23†	1
Hoslett	2	15	7.5	11	0
D. Greene	1	21	21.0	21	0
Nelson	1	13	13.0	13	0
T. Greene	1	10	10.0	10	0
Romes	1	0	0.0	0	0
BILLS	24	370	15.4	50†	2
OPP	15	161	10.7	30	0

PUNTING	No.	Yds	Avg	Net	TB	In	Lg	B
Jackson	96	3671	38.2	30.2	11	14	60	0
BILLS	96	3671	38.2	30.2	11	14	60	0
OPP	92	3512	38.2	31.2	16	20	62	1

PUNT RETURNS	Ret	FC	Yds	Avg	Long	TD
Moody	38	10	318	8.4	32	0
Piccone	0	1	0	—	0	0
BILLS	38	11	318	8.4	32	0
OPP	61	9	555	9.1	86†	1

KICKOFF RETURNS	No.	Yds	Avg	Long	TD
Moody	27	556	20.6	35	0
Miller	8	160	20.0	24	0
Collier	7	129	18.4	27	0
Powell	6	97	16.2	22	0
Willis	4	92	23.0	33	0
Brown	3	42	14.0	22	0
Piccone	3	41	13.7	17	0
Keating	1	14	14.0	14	0
BILLS	59	1131	19.2	35	0
OPP	54	1142	21.1	51	0

FIELD GOALS	1-19	20-29	30-39	40-49	50+
Mike-Mayer	0-0	8-8	8-10	4-11	0-0
Dempsey	1-1	0-0	0-2	0-1	0-0
BILLS	1-1	8-8	8-12	4-12	0-0
OPP	0-0	5-8	9-14	2-8	0-1

Dempsey: (47N,34N)(18G,36N)()
Mike-Mayer: (23G,29G)(41G)()|()|(44N,40G,37G)(23G,42G)(39G,40G,37N,49N,40N)()|(41N,37G,34G,31G,32G)(29G,26G,29G)(41N,28G,32G,34G)(43N,24G)(36B,46N)
OPPONENTS: (34B,34G,37N)(24G)()|(30G,37N)(26G,47N,33G)(28N,44N)()|(29G,34B)()|(40G,44B)(48N,49N,33G,37G)()|(25G,32G)(47G,40B,32G)(22N,22G,28N,32G)(31G)(52B,38N)

USUAL STARTERS

OFFENSE	WR	80	Jerry Butler
LT	72	Ken Jones	
LG	67	Reggie McKenzie	
C	61	Willie Parker	
RG	68	Joe DeLamielleure	
RT	70	Joe Devlin	
TE	88	Reuben Gant	
WR	82	Frank Lewis	
FB	47	Curtis Brown	
RB	40	Terry Miller	
QB	12	Joe Ferguson	

DEFENSE

DEFENSE	LE	77	Ben Williams
NT	71	Mike Kadish	
RE	83	Sherman White	
OLB	58	Isiah Robertson	
ILB	55	Jim Haslett	
ILB	59	Shane Nelson	
OLB	57	Lucius Sanford	
LCB	29	Mario Clark	
RCB	26	Charles Romes	
FS	43	Tony Greene	
SS	22	Steve Freeman	

PASSING	Att	Cmp	Yds	Cmp%	Yds/Att	TD	TD%	Int	Int%	Long	Sack/Lost	Rating
Ferguson	458	238	3572	52.0	7.80	14	3.1	15	3.3	84†	43/387	74.5
Munson	7	3	31	42.9	4.42	0	0.0	0	0.0	0	0/0	56.3
BILLS	465	241	3603	51.8	7.75	14	3.0	15	3.2	84†	43/387	74.5
OPPONENTS	382	193	2713	50.5	7.10	14	3.7	24	6.3	73†	23/183	59.8



1980 SEASON STATISTICS

11-5 | 1ST IN AFC EAST | HEAD COACH CHUCK KNOX

Date	W/L Score	Opponent	Attendance
9/7	W 17-7	Miami	79,598
9/14	W 20-10	NY Jets	65,315
9/21	W 35-26	at New Orleans	51,154
9/28	W 24-7	Oakland	77,259
10/5	W 26-24	at San Diego	51,982
10/12	L 12-17	Baltimore	73,634
10/19	L 14-17	at Miami	41,636
10/26	W 31-13	New England	75,092
11/2	L 14-30	Atlanta	57,959
11/9	W 31-24	at NY Jets	45,677
11/16	W 14-0	at Cincinnati	40,836
11/23	W 28-13	Pittsburgh	79,659
11/30	L 24-28	at Baltimore	36,184
12/7	W 10-7(OT)	Los Angeles	77,133
12/14	L 2-24	at New England	58,324
12/21	W 18-13	at San Francisco	37,476

AFC DIVISIONAL PLAYOFF

1/3	L 14-20	at San Diego	52,028
-----	---------	--------------	--------

	BUF	OPP
TOTAL FIRST DOWNS	317	251
Rushing	134	109
Passing	157	120
Penalty	26	22
3rd Down: Made/Att	127/240	91/217
3rd Down Pct.	52.9	41.9
4th Down: Made/Att	—	—
4th Down: Pct.	—	—

POSSESSION AVG.

—	—
---	---

TOTAL NET YARDS	4972	4101
Avg per Game	310.8	256.3
Total Plays	1084	952
Avg per Play	4.6	4.3

NET YARDS RUSHING

2222	1819	
Avg per Game	138.9	113.7
Total Rushes	603	486

NET YARDS PASSING

2750	2282	
Avg per Game	171.9	142.6
Sacked/Yards Lost	20/186	33/279
Gross Yards	2936	2561
Att./Completions	461/262	433/240
Completion Pct.	56.8	55.4
Had Intercepted	19	24

PUNTS/AVERAGE

74/38.2	82/39.3
---------	---------

NET PUNTING AVG.

31.1	34.2
------	------

PENALTIES/YARDS

90/731	97/805
--------	--------

FUMBLES/BALL LOST

36/22	37/20
-------	-------

TOUCHDOWNS

40	31	
Rushing	17	14
Passing	20	15
Returns**	3	2

SCORE BY PERIOD

	Q1	Q2	Q3	Q4	OT	PTS
BILLS	54	104	55	104	3	320
OPP	50	87	72	51	0	260

SCORING

TD	Ru	Pa	Rt	K-PAT	FG	S	Pts
Mike-Mayer	0	0	0	0	37/39	13/23	0 76
Cribbs	12	11	1	0	0/0	0/0	0 72
Butler	6	0	6	0	0/0	0/0	0 36
Lewis	6	0	6	0	0/0	0/0	0 36
Brammer	4	0	4	0	0/0	0/0	0 24
Brown	3	3	0	0	0/0	0/0	0 18
Leaks	3	2	1	0	0/0	0/0	0 18
Freeman	1	0	0	1	0/0	0/0	0 6
Gant	1	0	1	0	0/0	0/0	0 6
Hooks	1	1	0	0	0/0	0/0	0 6
Jessie	1	0	1	0	0/0	0/0	0 6
Nixon	1	0	0	1	0/0	0/0	0 6
Sanford	1	0	0	1	0/0	0/0	0 6
Johnson	0	0	0	0	0/0	0/0	1 2
Simpson	0	0	0	0	0/0	0/0	1 2
BILLS	40	17	20	3	37/40	13/23	2 320
OPP	31	14	15	2	29/31	15/20	260

SACKS: Williams 12.0, Smerlas 6.5, White 5.0, Sanford 3.0, Haslett 2.0, Robertson 1.5, Kadish 1.0, Nelson 1.0, Clark 1.0

BILLS: 33.0

OPPONENTS: 20.0

RUSHING

No.	Yds	Avg	Long	TD	
Cribbs	306	1185	3.9	48	11
Brown	153	559	3.7	34	3
Leaks	67	219	3.3	15	2
Hooks	25	118	4.7	25	1
Ferguson	31	65	2.1	15	0
Miller	12	35	2.9	6	0
Manucci	3	29	9.7	17	0
Butler	1	18	18.0	18	0
Brammer	1	8	8.0	8	0
Humm	1	5	5.0	5	0
Jessie	1	-9	-9.0	-9	0
Cater	2	-10	-5.0	-1	0
BILLS	603	2222	3.7	48	17
OPP	486	1819	3.7	47	14

RECEIVING

No.	Yds	Avg	Long	TD	
Butler	57	832	14.6	69	6
Cribbs	52	415	8.0	21	1
Lewis	40	648	16.2	31	6
Brown	27	137	5.1	20	0
Brammer	26	283	10.9	36	4
Hooks	23	179	7.8	26	0
Gant	12	181	15.1	48	1
Leaks	8	57	7.1	18	1
Piccone	7	82	11.7	16	0
Jessie	4	56	14.0	20	1
Ferguson	3	41	13.7	19	0
Miller	3	25	8.3	15	0
BILLS	262	2936	11.2	69	20
OPP	240	2561	10.7	56	15

INTERCEPTIONS

No.	Yds	Avg	Long	TD	
Freeman	7	107	15.3	47	1
Nixon	5	81	16.2	50	1
Simpson	4	36	9.0	14	0
Romes	2	41	20.5	30	0
Robertson	2	39	19.5	39	0
Haslett	2	30	15.0	17	0
Clark	1	0	0.0	0	0
White	1	0	0.0	0	0
BILLS	24	334	13.9	50	2
OPP	19	193	10.2	48	1

PUNTING

No.	Yds	Avg	Net	TB	In	Lg	B
Cater	73	2828	38.7	31	1	16	12 61
BILLS	74	2828	38.2	31	1	16	12 61
OPP	82	3226	39.3	34	2	21	61

PUNT RETURNS

Ret	FC	Yds	Avg	Long	TD	
Cribbs	29	7	154	5.3	16	0
Hooks	8	2	90	11.3	17	0
Piccone	2	3	15	7.5	8	0
BILLS	39	12	259	6.6	17	0
OPP	34	6	204	6.0	21	0

KICKOFF RETURNS

No.	Yds	Avg	Long	TD	
Miller	16	303	18.9	43	0
Brown	10	181	18.1	25	0
Owens	8	157	19.6	29	0
Hooks	7	109	15.6	35	0
Keating	3	38	12.7	16	0
Cribbs	2	39	19.5	20	0
Vogler	1	0	0.0	0	0
BILLS	47	827	17.6	43	0
OPP	52	1051	20.2	44	0

FIELD GOALS

1-19	20-29	30-39	40-49	50+	
Mike-Mayer	0-0	4-4	4-9	5-9	0-1
BILLS	0-0	4-4	4-9	5-9	0-1
OPP	0-0	5-5	3-6	6-8	1-1

Mike-Mayer: (40G)(47G,38G,47N)(51B)(30G)(48G,29G)(49G,20G)(23G,39N)(37B)(30G,44N)(49N)(35N,40G,47B)(38N,38N,30G)(25G)
 OPPONENTS: (1)(44G)(45G,47G)(29G,30N)(21G,35N,49N)(23G)(41G,32G)(28G,50G,44G)(33G)(36G,42G)(39N)(40N,27G)(1)

USUAL STARTERS

OFFENSE

WR	80	Jerry Butler
LT	72	Ken Jones
LG	67	Reggie McKenzie
C	53	Will Grant
RG	69	Conrad Dabler
RT	70	Joe Devlin
TE	88	Reuben Gant
WR	82	Frank Lewis
FB	47	Curtis Brown
RB	20	Joe Cribbs
QB	12	Joe Ferguson

DEFENSE

LE	77	Ben Williams
NT	76	Fred Smerlas
RE	83	Sherman White
OLB	57	Lucius Sanford
ILB	55	Jim Haslett
ILB	59	Shane Nelson
OLB	58	Isiah Robertson
LCB	29	Mario Clark
RCB	26	Charles Romes
FS	45	Bill Simpson
SS	22	Steve Freeman

PASSING	Att	Cmp	Yds	Cmp%	Yds/Att	TD	TD%	Int	Int%	Long	Sack/Lost	Rating
Ferguson	439	251	2805	57.2	6.39	20	4.6	18	4.1	69	13/129	74.6
Humm	14	4	39	28.6	2.79	0	0.0	1	7.1	19	2/9	10.0
Cater	1	1	15	100.0	15.00	0	0.0	0	0.0	15	0/0	118.8
Cribbs	1	1	13	100.0	13.00	0	0.0	0	0.0	13	0/0	118.8
Manucci	6	5	64	83.3	10.67	0	0.0	0	0.0	22	5/48	111.0
BILLS	461	262	2936	56.8	6.37	20	4.3	19	4.1	69	20/186	73.2
OPPONENTS	433	240	2561	55.4	5.91	15	3.5	24	5.5	56	33/279	61.6



1981 SEASON STATISTICS

10-6 | 3RD IN AFC EAST | HEAD COACH CHUCK KNOX

Date	W/L Score	Opponent	Attendance
9/6	W 31-0	NY Jets	79,754
9/13	W 35-3	at Baltimore	44,950
9/17	L 14-20	Philadelphia	78,331
9/27	L 24-27 (OT)	at Cincinnati	46,418
10/4	W 23-17	Baltimore	77,811
10/12	W 31-21	Miami	78,576
10/18	L 14-33	at NY Jets	54,607
10/25	W 9-7	Denver	77,757
11/1	W 22-13	Cleveland	78,266
11/9	L 14-27	at Dallas	62,583
11/15	L 0-24	at St. Louis	46,214
11/22	W 20-17	New England	71,593
11/29	W 21-14	Washington	59,624
12/6	W 28-27	at San Diego	51,488
12/13	W 19-10	at New England	42,549
12/19	L 6-16	at Miami	72,956

AFC WILD CARD PLAYOFF GAME

12/27 W 31-27 at NY Jets 57,050

AFC DIVISIONAL PLAYOFF

1/3 L 21-28 at Cincinnati 55,420

	BUF	OPP
TOTAL FIRST DOWNS	315	298
Rushing	127	113
Passing	163	154
Penalty	25	31
3rd Down: Made/Att	94/217	72/218
3rd Down Pct.	43.3	33.0
4th Down: Made/Att	—	—
4th Down: Pct.	—	—

POSSESSION AVG. 30:24 29:36

	5640	4945
TOTAL NET YARDS	5640	4945
Avg. per Game	352.5	309.1
Total Plays	1043	1037
Avg. per Play	5.4	4.8

	2125	2075
NET YARDS RUSHING	2125	2075
Avg. per Game	132.8	129.7
Total Rushes	524	516

	3515	2870
NET YARDS PASSING	3515	2870
Avg. per Game	219.7	179.4
Sacked/Yards Lost	16/146	47/373
Gross Yards	3661	3243
Att./Completions	503/253	474/267
Completion Pct.	50.3	56.3
Had Intercepted	20	19

PUNTS/AVERAGE 80/39.7 77/40.0

NET PUNTING AVG. 80/33.9 77/35.6

PENALTIES/YARDS 114/1001 93/690

FUMBLES/BALL LOST 33/18 38/17

	38	30
TOUCHDOWNS	38	30
Rushing	13	7
Passing	25	21
Returns	0	2

SCORE BY PERIOD	Q1	Q2	Q3	Q4	OT	PTS
BILLS	78	124	66	43	0	311
OPPONENTS	44	81	67	81	3	276

SCORING	TD	Ru	Pa	Rt	K-PAT	FG	S	PTS
Mike-Mayer	0	0	0	0	37/37	14/24	0	79
Cribbs	10	3	7	0	0/0	0/0	0	60
Butler	8	0	8	0	0/0	0/0	0	48
Leaks	6	6	0	0	0/0	0/0	0	36
Hooks	5	3	2	0	0/0	0/0	0	30
Lewis	4	0	4	0	0/0	0/0	0	24
Brammer	2	0	2	0	0/0	0/0	0	12
Barnett	1	0	1	0	0/0	0/0	0	6
Brown	1	0	1	0	0/0	0/0	0	6
Ferguson	1	1	0	0	0/0	0/0	0	6
BILLS	38	13	25	0	37/38	14/24	2	311
OPP	30	7	21	2	30/30	22/26	0	276

SACKS: B. Williams 9.0, K. Johnson 8.0, White 8.0, Kush 5.5, Nelson 3.0, Robertson 2.5, Irvin 2.0, Nixon 2.0, Sanford 2.0, Smerlas 2.0, Clark 1.0, Simpson 1.0, Team 1.0
BILLS: 47.0

OPPONENTS: 16.0

RUSHING	No.	Yds	Avg	Long	TD
Cribbs	257	1097	4.3	35	3
Leaks	91	357	3.9	31	6
Hooks	51	250	4.9	19	3
Brown	62	226	3.6	13	0
McCutcheon	34	138	4.1	12	0
Ferguson	20	29	1.5	16	1
Riddick	3	29	9.7	12	0
Brammer	2	17	8.5	6	0
Butler	1	1	1	1	0
Robinson	1	-2	-	-2	0
Kush	1	-6	-	-6	0
Franklin	1	-11	-	-11	0
BILLS	524	2125	4.1	35	13
OPP	516	2075	4.0	29	7

RECEIVING	No.	Yds	Avg	Long	TD
Lewis	70	1244	17.8	33	4
Butler	55	842	15.3	67	8
Cribbs	40	603	15.1	65	7
Brammer	33	365	11.1	26	2
Jessie	15	200	13.3	44	0
Hooks	10	140	14.0	37	2
Leaks	7	51	7.3	13	0
Brown	7	46	6.6	10	1
Piccone	5	65	13.0	16	0
McCutcheon	5	40	8.0	17	0
Barnett	4	36	9.0	16	1
Franklin	2	29	14.5	16	0
BILLS	253	3661	14.5	67	25
OPP	267	3243	12.1	73	21

INTERCEPTIONS	No.	Yds	Avg	Long	TD
Clark	5	142	28.4	53	0
Romes	4	113	28.3	35	0
Simpson	4	42	10.5	42	0
Robertson	2	15	7.5	15	0
Kush	1	19	19.0	19	0
Bess	1	12	12.0	12	0
Nelson	1	9	9.0	9	0
Williams	1	0	-	0	0
BILLS	19	352	18.5	53	0
OPP	20	333	16.7	47	0

PUNTING	No.	Yds	Avg	TB	In	Lg	B
Cater	80	3175	39.7	12	16	71	0
BILLS	80	3175	39.7	12	16	71	0
OPP	77	3237	42.0	10	14	72	0

PUNT RETURNS	Ret	FC	Yds	Avg	Long	TD
Hooks	17	2	142	8.4	25	0
Piccone	9	2	57	6.3	13	0
Riddick	4	0	48	12.0	22	0
Franklin	5	3	45	9.0	15	0
BILLS	35	7	292	8.3	25	0
OPP	34	13	220	6.5	20	0

KICKOFF RETURNS	No.	Yds	Avg	Long	TD
Franklin	21	436	20.8	33	0
Riccick	14	257	18.4	25	0
Hooks	11	215	19.5	36	0
Brown	7	140	20.0	30	0
Piccone	2	31	15.5	16	0
Bess	1	6	6.0	6	0
Freeman	1	0	-	0	0
BILLS	57	1085	19.0	36	0
OPP	61	1268	20.8	90	1

FIELD GOALS	1-19	20-29	30-39	40-49	50+
Mike-Mayer	0-0	4-6	5-7	5-10	0-1
BILLS	0-0	4-6	5-7	5-10	0-1
OPP	1-1	9-9	8-9	4-6	0-1

Mike-Mayer: (21G,51N)|(49N)|(20N)|(40G)
(43N,34G,44G,45G)|(37G)|(47N)|(41G,46G,36G)
()|()|()|(28G,42N,23G,38N)|(39N)|(40N)|(29G)
(31G,36G,27N)
OPPONENTS: ()|(22G)|(29G,56N,46G)|(23G,28G)|(32G)|()|(24G,29G,39G,22G)|(43B)|(36G,39G)|(47G,31G)|(35G,48N)|(43G,35B)|()|(29G,27G)|(42G)|(22G,30G,233G)

USUAL STARTERS

OFFENSE

WR	80	Jerry Butler
LT	72	Ken Jones
LG	73	Jon Borchardt (8)
	67	Reggie McKenzie (6)
C	53	Will Grant
RG	69	Conrad Dabler
RT	70	Joe Devlin
TE	86	Mark Brammer
WR	82	Frank Lewis
FB	47	Curtis Brown
RB	20	Joe Cribbs
QB	12	Joe Ferguson

DEFENSE

LE	77	Ben Williams
NT	76	Fred Smerlas
RE	83	Sherman White
OLB	57	Lucius Sanford
ILB	55	Jim Haslett
ILB	59	Shane Nelson
OLB	58	Isiah Robertson
LCB	29	Mario Clark
RCB	26	Charles Romes
FS	45	Bill Simpson
SS	22	Steve Freeman

PASSING	Att	Cmp	Yds	Cmp%	Yds/Att	TD	TD%	Int	Int%	Long	Sack/Lost	Rating
Ferguson	498	252	3652	50.6	7.33	24	4.8	20	4.0	67	15/137	74.1
Robinson	2	0	0	0.0	0.00	0	0.0	0	0.0	0	1/9	39.6
Cribbs	1	1	9	100.0	9.00	1	100.0	0	0.0	9	0/0	143.8
Leaks	1	0	0	0.0	0.00	0	0.0	0	0.0	0	0/0	39.6
Mike-Mayer	1	0	0	0.0	0.00	0	0.0	0	0.0	0	0/0	39.6
BILLS	503	253	3661	50.3	7.29	25	5.0	20	4.0	67	16/146	74.3
OPPONENTS	474	267	3243	56.3	6.84	21	4.4	19	4.2	73	47/373	74.7



1982 SEASON STATISTICS

4-5 | 4TH IN AFC EAST | HEAD COACH CHUCK KNOX

Date	W/L	Score	Opponent	Attendance
9/12	W	14-9	Kansas City	79,383
9/16	W	23-22	Minnesota	77,753
9/26	C		at Houston	
10/3	C		New England	
10/10	C		at Baltimore	
10/18	C		at NY Jets	
10/24	C		Detroit	
10/31	C		at Denver	
11/7	C		NY Jets	
11/14	C		at New England	
11/21	L	7-9	Miami	52,945
11/28	W	20-0	Baltimore	33,985
12/5	L	21-33	at Green Bay+	46,655
12/12	W	13-0	Pittsburgh	58,391
12/19	L	23-24	at Tampa Bay	62,510
12/27	L	10-27	at Miami	73,924
1/2	L	19-30	at New England	36,218

+ at Milwaukee
C - Canceled

TOTAL FIRST DOWNS

	BUF	OPP
Rushing	83	64
Passing	84	72
Penalty	13	15
3rd Down: Made/Att	57/129	34/112
3rd Down Pct.	44.1	30.4
4th Down: Made/Att	8/13	5/8
4th Down: Pct.	61.5	62.5

POSSESSION AVG.

	BUF	OPP
Avg. per Game	325.2	259.3
Total Plays	604	536
Avg. per Play	4.9	4.4

NET YARDS RUSHING

	BUF	OPP
Avg. per Game	152.3	114.9
Total Rushes	319	268

NET YARDS PASSING

	BUF	OPP
Avg. per Game	172.9	144.4
Sacked/Yards Lost	12/115	12/82
Gross Yards	1671	1382
Att./Completions	273/149	256/114
Completion Pct.	54.6	44.5
Had Intercepted	17	13

PUNTS/AVERAGE

	BUF	OPP
NET PUNTING AVG.	36.5	35.7

PENALTIES/YARDS

	BUF	OPP
FUMBLES/BALL LOST	23/9	14/8

TOUCHDOWNS

	BUF	OPP
Rushing	9	6
Passing	8	8
Returns	1	1

SCORE BY PERIOD	Q1	Q2	Q3	Q4	OT	PTS
BILLS	26	68	19	37	0	150
OPPONENTS	14	57	36	47	0	154

SCORING	TD	Ru	Pa	Rt	K-PAT	FG	S	Pts
Herrera	0	0	0	0	11/12	8/14	0	35
Leaks	5	5	0	0	0/0	0/0	0	30
Butler	4	0	4	0	0/0	0/0	0	24
Cribbs	3	3	0	0	0/0	0/0	0	18
Brammer	2	0	2	0	0/0	0/0	0	12
Ferguson	1	0	0	1	0/0	0/0	0	12
Lewis	2	0	2	0	0/0	0/0	0	12
Mike-Mayer	0	0	0	0	4/5	1/4	0	7
BILLS	18	9	8	1	15/17	9/18	0	150
OPP	15	6	8	1	14/15	16/20	1	154

SACKS: White 4.0, Williams 4.0, Smerlas 2.0, Freeman 1.0, Simpson 1.0
BILLS: 12.0
OPPONENTS: 12.0

RUSHING

	No.	Yds	Avg	Long	TD
Cribbs	134	633	4.7	62	3
Leaks	97	405	4.2	17	5
Brown	41	187	4.6	19	0
Ferguson	16	46	2.9	13	1
Moore	16	38	2.4	9	0
Hooks	5	23	4.6	9	0
Koffler	2	21	10.5	12	0
Whittington	7	15	2.2	4	0
Holt	1	3	3.0	3	0
BILLS	319	1371	4.3	62	9
OPP	268	1034	3.9	30	6

RECEIVING

	No.	Yds	Avg	Long	TD
Lewis	28	443	15.8	39	2
Butler	26	336	12.9	47	4
Brammer	25	225	9.0	22	2
Cribbs	13	99	7.6	31	0
Leaks	13	91	7.0	12	0
Piccone	12	140	11.7	29	0
Mosley	9	96	10.7	31	0
Tuttle	7	107	15.3	26	0
Brown	6	38	6.3	28	0
Holt	4	45	11.3	23	0
Barnett	4	39	9.8	22	0
Haslett	1	4	4.0	4	0
Moore	1	8	8.0	8	0
BILLS	149	1671	11.2	47	8
OPP	114	1382	12.1	45	8

INTERCEPTIONS

	No.	Yds	Avg	Long	TD
Simpson	4	45	11.3	24	0
Freeman	3	27	9.0	14	0
B. Williams	1	20	20.0	20	0
Keating	1	14	14.0	14	0
Parrish	1	8	8.0	8	0
Romes	1	8	8.0	8	0
Robertson	1	0	0.0	0	0
Marve	1	0	0.0	0	0
BILLS	13	122	9.4	24	0
OPP	17	268	15.8	36	0

PUNTING

	No.	Yds	Avg	Net	TB	In	Lg	B
Tuten	35	1328	37.9	36.5	1	13	61	0
BILLS	35	1328	37.9	36.5	1	13	61	0
OPP	44	1730	39.3	35.7	2	11	61	0

PUNT RETURNS	Ret	FC	Yds	Avg	Long	TD
Mosley	11	5	61	5.5	16	0
Holt	10	0	45	4.5	21	0
Hooks	4	0	13	3.3	8	0
Simpson	1	0	0	0.0	0	0
Tuttle	0	1	0	—	0	0
BILLS	26	6	119	4.6	21	0
OPP	10	14	30	3.0	10	0

KICKOFF RETURNS

	No.	Yds	Avg	Long	TD
Mosley	18	487	27.1	66	0
Holt	7	156	22.3	37	0
Piccone	3	50	16.7	23	0
McKnight	3	34	11.3	17	0
Whittington	2	39	19.5	21	0
Brown	1	17	17.0	17	0
Keating	1	9	9.0	9	0
Roopenian	1	0	0.0	0	0
BILLS	36	792	22.0	66	0
OPP	34	604	17.8	32	0

FIELD GOALS

	1-19	20-29	30-39	40-49	50+
Herrera	2-2	0-1	2-4	4-7	0-0
Mike-Mayer	0-0	1-0	0-0	0-2	0-0
BILLS	2-2	1-3	2-4	4-9	0-0
OPP	0-0	4-5	6-6	6-7	0-2

Mike-Mayer: (48B,29N)(21G,43N)()
Herrera: (47G,41G,34N)(26B,32N)(49N,48N,34G,19G)(49G)(33G,48N)(46G,25G)
OPPONENTS: (39G,47G,42G,54N)(43G,42G)(42G,49G,21G,56N)() (33G,25G,22N,31G,32G)() (49N,27G)(35G,30G)(42G)

USUAL STARTERS

OFFENSE	
WR	80 Jerry Butler
LT	72 Ken Jones
LG	67 Reggie McKenzie
C	53 Will Grant
RG	73 Jon Borchardt
RT	70 Joe Devlin
TE	86 Mark Brammer
WR	82 Frank Lewis
FB	48 Roosevelt Leaks
RB	20 Joe Cribbs
QB	12 Joe Ferguson

DEFENSE

LE	77 Ben Williams
NT	76 Fred Smerlas
RE	83 Sherman White
OLB	62 Ervin Parker
ILB	54 Eugene Marve
ILB	55 Jim Haslett
OLB	58 Isiah Robertson
LCB	29 Mario Clark
RCB	28 Charles Romes
FS	45 Bill Simpson
SS	22 Steve Freeman

PASSING	Att	Cmp	Yds	Cmp%	Yds/Att	TD	TD%	Int	Int%	Long	Sack/Lost	Rating
Ferguson	264	144	1597	54.6	6.05	7	2.7	16	6.1	47	11/105	56.3
Robinson	8	5	74	62.5	9.25	1	12.5	0	0.0	31	1/10	132.0
Cribbs	1	0	0	0.0	0.00	0	0.0	1	100.0	0	0/0	—
BILLS	273	149	1671	54.6	6.12	8	3.0	17	6.2	47	12/115	57.3
OPPONENTS	256	114	1382	44.5	5.40	8	3.1	13	5.1	45	12/82	50.7



1983 SEASON STATISTICS

8-8 | T-2ND IN AFC EAST | HEAD COACH KAY STEPHENSON

Date	W/L	Score	Opponent	Attendance
9/4	L	0-12	Miami	78,715
9/11	W	10-6	at Cincinnati	46,839
9/18	W	28-23	Baltimore	40,937
9/25	W	30-13	Houston	60,070
10/3	L	10-34	NY Jets	79,933
10/9	W	38-35	(OT) at Miami	59,948
10/16	W	30-7	at Baltimore	38,565
10/23	L	0-31	New England	60,424
10/30	W	27-21	New Orleans	49,413
11/6	L	7-21	at New England	42,604
11/13	W	24-17	at NY Jets	48,513
11/20	L	24-27	LA Raiders	72,393
11/27	L	17-41	at LA Rams	48,246
12/4	W	14-9	at Kansas City	27,104
12/11	L	10-23	San Francisco	38,039
12/18	L	14-31	at Atlanta	31,015

	BUF	OPP
TOTAL FIRST DOWNS	309	332
Rushing	100	148
Passing	171	148
Penalty	38	36
3rd Down: Made/Att	71/212	81/221
3rd Down Pct.	33.5	36.7
4th Down: Made/Att	7/14	11/17
4th Down: Pct.	50.0	64.7

	28:24	31:36
POSSESSION AVG.		
TOTAL NET YARDS	4823	5809
Avg. per Game	301.4	363.1
Total Plays	1023	1078
Avg. per Play	4.7	5.4

	1736	2503
NET YARDS RUSHING		
Avg. per Game	108.5	156.4
Total Rushes	415	566

	3087	3306
NET YARDS PASSING		
Avg. per Game	192.9	206.6
Sacked/Yards Lost	37/351	32/247
Gross Yards	3438	3553
Att./Completions	571/317	480/286
Completion Pct.	55.5	59.6
Had Intercepted	28	13

	89/39.7	78/42.9
PUNTS/AVERAGE		

	33.6	36.2
NET PUNTING AVG.		

	144/1094	128/1298
PENALTIES/YARDS		

	24/12	32/18
FUMBLES/BALL LOST		

	36	39
TOUCHDOWNS		
Rushing	4	14
Passing	30	22
Returns	2	3

SCORE BY PERIOD	Q1	Q2	Q3	Q4	OT	PTS
BILLS	28	87	55	110	3	283
OPPONENTS	29	108	92	122	0	351

SCORING	TD	Ru	Pa	Rt	K-PAT	FG	S	Pts
Danelo	0	0	0	0	33/34	10/20	0	63
Cribbs	1	0	3	7	0/0	0/0	0	60
Franklin	4	0	4	0	0/0	0/0	0	24
Butler	3	0	3	0	0/0	0/0	0	18
Hunter	3	0	3	0	0/0	0/0	0	18
Lewis	3	0	3	0	0/0	0/0	0	18
Mosley	3	0	3	0	0/0	0/0	0	18
Tuttle	3	0	3	0	0/0	0/0	0	18
Brammer	2	0	2	0	0/0	0/0	0	12
Dawkins	1	0	1	0	0/0	0/0	0	6
Kennedy	1	0	0	1	0/0	0/0	0	6
Kilson	1	0	0	1	0/0	0/0	0	6
Leaks	1	1	0	0	0/0	0/0	0	6
Moore	1	0	1	0	0/0	0/0	0	6
Steinfort	0	0	0	0	1/1	1/6	0	4
BILLS	36	4	30	2	34/36	11/26		283
OPP	39	14	22	3	39/39	26/39		351

SACKS: Williams 10.0, Smerlas 6.0, Talley 5.0, Parker 4.0, White 3.0, K. Johnson 2.0, Marve 2.0
BILLS: 32.0
OPPONENTS: 37.0

RUSHING	No.	Yds	Avg	Long	TD
Cribbs	263	1131	4.3	45	3
Moore	60	275	4.6	21	0
Leaks	58	157	2.7	12	1
Ferguson	20	88	4.4	19	0
Hunter	2	28	14.0	24	0
Kofler	4	25	6.3	11	0
Riddick	4	18	4.5	12	0
V. Williams	3	11	3.7	5	0
Franklin	1	3	3.0	3	0
BILLS	415	1736	4.2	45	4
OPP	566	2503	4.4	50†	14

RECEIVING	No.	Yds	Avg	Long	TD
Cribbs	57	524	9.2	33†	7
Lewis	36	486	13.5	27†	3
Hunter	36	402	11.2	40†	3
Butler	36	385	10.7	25	3
Moore	34	199	5.9	21	1
Franklin	30	452	45.1	43†	4
Brammer	25	215	8.6	21	2
Tuttle	17	261	15.4	38	3
Mosley	14	180	12.9	35	3
Dawkins	11	123	11.2	28†	1
Barnett	10	94	9.4	14	0
Leaks	8	74	9.3	12	0
Riddick	3	43	14.3	24	0
BILLS	317	3438	10.8	43†	30
OPP	286	3553	12.4	72†	22

INTERCEPTIONS	No.	Yds	Avg	Long	TD
Freeman	3	40	13.3	29	0
C. Williams	3	6	2.0	4	0
Sanford	2	39	19.5	20	0
Romes	2	27	13.5	27	0
Keating	2	20	10.0	17	0
Kennedy	1	22	22.0	22†	1
BILLS	13	154	11.8	29	1
OPP	28	330	11.8	60†	2

PUNTING	No.	Yds	Avg	Net	TB	In	Lg	B
Cater	89	3533	39.7	33.6	7	24	60	0
BILLS	89	3533	39.7	33.6	7	24	60	0
OPP	78	3344	42.9	36.2	14	20	67	0

PUNT RETURNS	Ret	FC	Yds	Avg	Long	TD
Riddick	42	5	241	5.7	24	0
Hurley	1	0	0	0.0	0	0
V. Williams	1	0	0	0.0	0	0
BILLS	44	5	241	5.5	24	0
OPP	42	22	403	9.6	62	0

KICKOFF RETURNS	No.	Yds	Avg	Long	TD
V. Williams	22	494	22.5	60	0
Riddick	28	568	20.3	49	0
Mosley	9	236	26.2	33	0
B. Williams	3	56	18.7	23	0
Talley	2	9	4.5	5	0
BILLS	64	1363	21.3	60	0
OPP	53	949	17.9	43	0

FIELD GOALS	1-19	20-29	30-39	40-49	50+
Danelo	0-0	2-4	5-6	3-6	0-4
Steinfort	0-0	1-1	0-2	0-3	0-0
BILLS	0-0	3-5	5-8	3-9	0-4
OPP	1-1	6-6	8-10	11-19	0-2

Steinfort: (34B, 33N, 49N)(28G, 45N, 45N)
 Danelo: (50N)(48G)(38G)(27N, 36G)
 (50N, 23G, 40G, 30G)(54N, 47N)(124N)
 (30G)(48G)(52N, 20G)(146B, 33G, 38N)(45N)
 OPPONENTS: (33G, 23G, 36G, 50G)(40N, 30G, 47G)(28G, 49G, 45G)(31G, 26G)(19G, 38N, 42G)
 (52N, 43N)(36N)(22G, 47N, 48N)(146B)(52N, 49N, 48G)(41G, 36G)(37G, 45B, 49G)(42N, 48G, 25G, 42G)(37G, 29G, 45N, 30G)(40G)

USUAL STARTERS

OFFENSE		
WR	80	Jerry Butler
LT	72	Ken Jones
LG	51	Jim Ritcher
C	53	Will Grant
RG	73	Jon Borchardt
RT	63	Justin Cross
TE	86	Mark Brammer
WR	82	Frank Lewis
FB	34	Hunter Moore
RB	20	Joe Cribbs
QB	12	Joe Ferguson

DEFENSE

LE	77	Ben Williams
NT	76	Fred Smerlas
RE	83	Sherman White (8)
	91	Ken Johnson (8)
OLB	57	Lucius Sanford
ILB	52	Chris Keating
ILB	54	Eugene Marve
OLB	62	Ervin Parker
LCB	29	Mario Clark
RCB	26	Charles Romes
FS	22	Steve Freeman
SS	21	Mike Kennedy

PASSING	Att	Cmp	Yds	Cmp%	Yds/Att	TD	TD%	Int	Int%	Long	Sack/Lost	Rating
Ferguson	508	281	2995	55.3	5.89	26	5.1	25	4.9	43	27/266	69.3
Kofler	61	35	440	57.4	7.21	4	6.6	3	4.9	28	10/85	81.3
Cribbs	2	1	3	50.0	25.00	0	0.0	0	0.0	3	0/0	56.3
BILLS	571	317	3438	55.5	6.02	30	5.3	28	4.9	43	37/351	70.5
OPPONENTS	480	286	3553	59.6	7.40	22	4.6	13	2.7	72	32/247	86.6



1984 SEASON STATISTICS

2-14 | 5TH IN AFC EAST | HEAD COACH KAY STEPHENSON

Date	W/L	Score	Opponent	Attendance
9/2	L	17-21	New England	48,528
9/9	L	7-37	at St. Louis	35,785
9/17	L	17-21	Miami	65,455
9/23	L	26-28	NY Jets	48,330
9/30	L	17-31	at Indianapolis	60,032
10/7	L	17-27	Philadelphia	37,555
10/14	L	28-31	at Seattle	59,034
10/21	L	7-37	Denver	31,204
10/28	L	7-38	at Miami	58,824
11/4	L	10-13	Cleveland	33,343
11/11	L	10-38	at New England	43,313
11/18	W	14-3	Dallas	74,391
11/25	L	14-41	at Washington	51,513
12/2	W	21-15	Indianapolis	20,693
12/8	L	17-21	at NY Jets	45,378
12/16	L	21-52	at Cincinnati	55,771

TOTAL FIRST DOWNS	BUF	OPP
Rushing	263	345
Passing	98	134
Penalty	149	186
3rd Down: Made/Att	16	25
3rd Down Pct.	86/243	87/203
4th Down: Made/Att	35.4	42.9
4th Down: Pct.	11/26	7/10
	42.3	70.0

POSSESSION AVG.	28:43	31:17
-----------------	-------	-------

TOTAL NET YARDS	4341	5582
Avg. per Game	271.3	348.9
Total Plays	1046	1052
Avg. per Play	4.2	5.3

NET YARDS RUSHING	1643	2106
Avg. per Game	102.7	131.6
Total Rushes	398	531

NET YARDS PASSING	2968	3476
Avg. per Game	168.6	217.3
Sacked/Yards Lost	60/554	26/191
Gross Yards	3252	3667
Att./Completions	588/298	495/300
Completion Pct.	50.7	60.6
Had Intercepted	30	16

PUNTS/AVERAGE	90/41.1	72/39.1
---------------	---------	---------

NET PUNTING AVG.	32.7	32.2
------------------	------	------

PENALTIES/YARDS	121/997	87/734
-----------------	---------	--------

FUMBLES/BALL LOST	31/14	36/21
-------------------	-------	-------

TOUCHDOWNS	31	56
Rushing	9	19
Passing	18	32
Returns	4	5

SCORE BY PERIOD	Q1	Q2	Q3	Q4	OT	PTS
BILLS	66	57	64	63	0	250
OPPONENTS	113	148	72	121	0	454

SCORING	TD	Ru	Pa	Rt	K-PAT	FG	S	Pts
Bell	8	7	1	0	0/0	0/0	0	48
Dennard	7	0	0	0	0/0	0/0	0	42
Danelo	0	0	0	0	17/17	8/16	0	41
Franklin	4	0	4	0	0/0	0/0	0	24
Nelson	0	0	0	0	14/14	3/5	0	23
Dawkins	2	0	2	0	0/0	0/0	0	12
Hunter	2	0	2	0	0/0	0/0	0	12
Brookins	1	0	1	0	0/0	0/0	0	6
David	1	0	0	1	0/0	0/0	0	6
Dufek	1	1	0	0	0/0	0/0	0	6
Keating	1	0	0	1	0/0	0/0	0	6
Neal	1	1	0	0	0/0	0/0	0	6
Sanford	1	0	0	1	0/0	0/0	0	6
V. Williams	1	0	1	0	0/0	0/0	0	6
Wilson	1	0	0	1	0/0	0/0	0	6
BILLS	31.9	18.4	31.3	11/21				250
OPP	56.19	32.5	56/56	20/28				1 454

SACKS: Talley 5.0, Johnson 3.5, Haslett 3.5, McNanie 3.0, Williams 2.0, Smerlas 2.0, Freeman 2.0, Kush 2.0, Keating 2.0, David 1.0
BILLS: 26.0
OPPONENTS: 60.0

RUSHING	No.	Yds	Avg	Long	TD
Bell	262	1100	4.2	85	7
Neal	49	175	3.6	10	1
Ferguson	19	102	5.4	20	0
Moore	24	84	3.5	21	0
Koffler	10	80	8.0	19	0
V. Williams	18	51	2.8	7	0
Brookins	2	27	13.5	16	0
Dufek	9	22	2.4	13	1
Hunter	1	6	6.0	6	0
Riddick	3	3	1.0	6	0
Franklin	1	-7	-7.0	-7	0
BILLS	398	1643	4.1	85	9
OPP	531	2106	4.0	31+	19

RECEIVING	No.	Yds	Avg	Long	TD
Franklin	69	862	12.5	64+	4
Bell	34	277	8.1	37	1
Hunter	33	331	10.0	30	2
Moore	33	172	5.2	14	0
Dennard	30	417	13.9	68+	7
Riddick	23	276	12.0	38	0
Dawkins	21	295	14.0	37+	2
Brookins	18	318	17.7	70+	1
Neal	9	76	8.4	18	0
Barnett	8	67	8.4	18	0
Brammer	7	49	7.0	12	0
V. Williams	5	46	9.2	32	1
Mosley	4	38	9.5	17	0
White	4	28	7.0	11	0
BILLS	298	3252	10.9	70+	18
OPP	300	3667	12.2	65+	32

INTERCEPTIONS	No.	Yds	Avg	Long	TD
Romes	5	130	26.0	55	0
Freeman	3	45	15.0	45	0
Carpenter	3	11	3.7	11	0
Smerlas	1	25	25.0	25	0
Kush	1	15	15.0	15	0
L. Smith	1	7	7.0	7	0
Bellinger	1	0	0.0	0	0
Talley	1	0	0.0	0	0
BILLS	16	233	14.6	55	0
OPPONENTS	30	416	13.9	59+	4

PUNTING	No	Yds	Avg	Net	TB	In	Lg	B
Kidd	88	3696	42.0	32.7	8	16	63	2
BILLS	90	3696	41.1	32.7	8	16	63	2
OPP	72	2812	39.1	32.2	10	22	69	1

PUNT RETURNS	Ref	FC	Yds	Avg	Long	TD
Wilson	33	8	297	9.0	65+	1
BILLS	33	8	297	9.0	65+	1
OPP	52	10	597	11.5	39	0

KICKOFF RETURNS	No.	Yds	Avg	Long	TD
V. Williams	39	820	21.0	65	0
Wilson	34	576	16.9	36	0
Bell	1	15	15.0	15	0
David	1	6	6.0	6	0
White	1	5	5.0	5	0
BILLS	76	1422	18.7	65	0
OPP	44	958	21.8	59	0

FIELD GOALS	1-19	20-29	30-39	40-49	50+
Nelson	0-0	0-0	1-2	2-3	0-0
Danelo	0-0	5-5	2-4	0-4	1-3
BILLS	0-0	5-5	3-6	2-7	1-3
OPP	0-0	10-10	4-5	4-7	2-6

Danelo: (45N,27G)(52B)(47B,33G)(52G,40N,36G,27G,20G)(23G)(27G,52N,30N)(33N)(42N)
 Nelson: (37N,42G)(34G,43N)(11)(147G)(1)
 OPPONENTS: (1)(23G,47B,47B,53N,21G,52G)(36N)(52N)(52B,43G)(36G,22G)(25G)(45G,45G,40G)(22G)(28G,36G)(21G)(20G,47N)(38G,50N,51G)(28G,21G)(1)(36G)

USUAL STARTERS

OFFENSE

WR	83	Preston Dennard
LT	72	Ken Jones
LG	51	Jim Ritcher
C	53	Will Grant
RG	73	Jon Borchardt
RT	70	Joe Devlin
TE	87	Tony Hunter (8)
	84	Buster Barnett (7)
WR	85	Byron Franklin
FB	34	Booker Moore
RB	28	Greg Bell
QB	12	Joe Ferguson

DEFENSE

LE	77	Ben Williams
NT	76	Fred Smerlas
RE	91	Ken Johnson
OLB	57	Lucius Sanford (7)
	52	Chris Keating (6)
	55	Jim Haslett
ILB	54	Eugene Marve
OLB	56	Darryl Talley
LCB	30	Brian Carpenter
RCB	26	Charles Romes
FS	21	Don Wilson
SS	22	Steve Freeman

PASSING	Att	Cmp	Yds	Cmp%	Yds/Att	TD	TD%	Int	Int%	Long	Sack/Lost	Rating
Ferguson	344	191	1991	55.5	5.79	12	3.9	17	4.9	68+	35/357	63.5
Dufek	150	74	829	49.3	5.53	4	2.7	8	5.3	64+	10/86	52.9
Koffler	93	33	432	35.5	4.65	2	2.2	5	5.4	70+	15/111	35.8
Mosley	1	0	0	0.0	0.00	0	0.0	0	0.0	0	0/0	39.6
BILLS	588	298	3252	50.7	5.53	18	3.1	30	5.1	70+	60/554	56.3
OPPONENTS	495	300	3667	60.6	7.41	32	6.5	16	3.2	65+	26/191	91.5



1985 SEASON STATISTICS

2-14 | 5TH IN AFC EAST | HEAD COACH KAY STEPHENSON & HANK BULLOUGH

Date	W/L	Score	Opponent	Attendance
9/8	L	9-14	San Diego	67,597
9/15	L	3-42	at NY Jets	63,449
9/22	L	14-17	New England	40,334
9/29	L	20-27	Minnesota	45,667
10/6*	L	17-49	at Indianapolis	60,003
10/13	L	3-14	at New England	40,462
10/20	W	21-9	Indianapolis	28,430
10/27	L	17-21	at Philadelphia	60,987
11/3	L	17-23	Cincinnati	25,640
11/10	W	20-0	Houston	21,831
11/17	L	7-17	at Cleveland	50,764
11/24	L	14-23	Miami	50,474
12/1	L	7-40	at San Diego	45,487
12/8	L	7-27	NY Jets	23,122
12/15	L	24-30	at Pittsburgh	35,953
12/22	L	0-28	at Miami	64,811

* Hank Bullough's first game

	BUF	OPP
TOTAL FIRST DOWNS	256	320
Rushing	86	142
Passing	151	159
Penalty	19	19
3rd Down: Made/Att	68/208	100/226
3rd Down Pct.	32.7	44.2
4th Down: Made/Att	7/17	8/14
4th Down: Pct.	41.1	57.1

POSSESSION AVG.	28:21	31:39
------------------------	-------	-------

	BUF	OPP
TOTAL NET YARDS	4595	5540
Avg. per Game	287.2	346.3
Total Plays	971	1071
Avg. per Play	4.7	5.2

	BUF	OPP
NET YARDS RUSHING	1611	2462
Avg. per Game	100.7	153.9
Total Rushes	412	569

	BUF	OPP
NET YARDS PASSING	2984	3078
Avg. per Game	186.5	192.4
Sacked/Yards Lost	42/347	25/223
Gross Yards	3331	3301
Att./Completions	517/263	477/265
Completion Pct.	50.9	55.6
Had Intercepted	31	20

PUNTS/AVERAGE	92/41.5	81/40.5
----------------------	---------	---------

NET PUNTING AVG.	35.9	34
-------------------------	------	----

PENALTIES/YARDS	132/965	107/870
------------------------	---------	---------

FUMBLES/BALL LOST	36/21	36/15
--------------------------	-------	-------

	BUF	OPP
TOUCHDOWNS	23	50
Rushing	13	20
Passing	9	24
Returns	1	6

SCORE BY PERIOD	Q1	Q2	Q3	Q4	OT	PTS
BILLS	58	63	41	38	0	200
OPPONENTS	51	144	78	108	0	381

SCORING	TD	Ru	Pa	Rt	K-PAT	FG	S	Pts
Norwood	0	0	0	23	23	13	17	0 62
Bell	9	8	1	0	0/0	0/0	0	0 54
Reed	5	1	4	0	0/0	0/0	0	0 30
Butler	2	0	2	0	0/0	0/0	0	0 12
Cribbs	1	1	0	0	0/0	0/0	0	0 6
Ferragamo	1	1	0	0	0/0	0/0	0	0 6
Mathison	1	1	0	0	0/0	0/0	0	0 6
Metzelaars	1	1	0	0	0/0	0/0	0	0 6
Moore	1	1	0	0	0/0	0/0	0	0 6
Ramson	1	0	1	0	0/0	0/0	0	0 6
D. Wilson	1	0	0	1	0/0	0/0	0	0 6
BILLS	23	13	9	1	23	23	13	17 200
OPP	50	20	24	6	45	50	12	15 381

SACKS: B. Smith 6.5, McNanie 3.0, D. Smith 3.0, Perryman 2.0, Talley 2.0, Sanford 2.0, Johnson 1.5, Williams 1.5, Frazier 1.0, Haslett 1.0, Smerlas 0.5, Others 1.0
BILLS: 25.0
OPPONENTS: 42.0

RUSHING	No.	Yds	Avg	Long	TD
Bell	223	883	4.0	77t	8
Cribbs	122	399	3.3	16	1
Mathison	27	231	8.6	22	1
Steels	4	26	6.5	22	0
Pruitt	7	24	3.4	7	0
Moore	15	23	1.5	4	1
Ferragamo	8	15	1.9	5	1
Hutchison	2	11	5.5	7	0
B. Smith	1	0	0.0	0	0
Reed	3	-1	-0.3	14t	1
BILLS	412	1611	3.9	77t	13
OPP	569	2462	4.3	69	20

RECEIVING	No.	Yds	Avg	Long	TD
Bell	58	576	9.9	49	1
Reed	48	770	18.8	60t	2
Butler	41	770	18.8	60t	2
Ramson	37	369	10.0	43	1
Burkett	21	371	17.7	38	0
Cribbs	18	142	7.9	23	0
Richardson	12	201	16.8	27	0
Metzelaars	12	80	6.7	13	1
Moore	7	44	6.3	9	0
Brookins	3	71	23.7	46	0
Norris	2	30	15.0	18	0
Steels	2	9	4.5	6	0
Teal	1	24	24.0	24	0
V. Williams	1	7	7.0	7	0
BILLS	263	3331	12.7	60t	9
OPP	265	3301	12.5	96t	24

INTERCEPTIONS	No.	Yds	Avg	Long	TD
Romes	7	56	8.0	21	0
Bellinger	2	64	32.0	41	0
D. Wilson	2	23	11.5	23	0
Hill	2	17	8.5	17	0
Bayless	2	10	5.0	10	0
Burroughs	2	7	3.5	7	0
Haslett	1	40	40.0	40	0
Frazier	1	8	8.0	8	0
Johnson	1	0	0.0	0	0
BILLS	20	225	11.3	41	0
OPP	31	418	13.5	75t	4

PUNTING	No.	Yds	Avg	Net	TB	In	Lg	B
Kidd	92	3818	41.5	35.9	4	33	67	0
BILLS	92	3818	41.5	35.9	4	33	67	0
OPP	81	3284	40.5	34.0	12	21	64	1

PUNT RETURNS	Ret	FC	Yds	Avg	Long	TD
D. Wilson	16	5	161	10.1	30	0
Hill	16	1	120	7.5	24	0
Reed	5	0	12	2.4	5	0
E. Wilson	1	0	0	0.0	0	0
BILLS	38	6	293	7.7	30	0
OPP	49	15	438	8.9	85t	1

KICKOFF RETURNS	No.	Yds	Avg	Long	TD
D. Wilson	22	465	21.1	37	0
Steels	20	338	16.9	35	0
Hutchison	12	239	19.9	36	0
Brookins	6	152	25.3	39	0
Richardson	3	69	23.0	31	0
Moore	3	31	10.3	15	0
Teal	1	20	20.0	20	0
V. Williams	1	20	20.0	20	0
BILLS	68	1334	19.6	39	0
OPP	41	798	19.5	53	0

FIELD GOALS	1-19	20-29	30-39	40-49	50+
Norwood	0-0	7-8	2-4	4-5	0-0
BILLS	0-0	7-8	2-4	4-5	0-0
OPP	0-0	5-6	4-4	3-5	0-0

Norwood: [27G,34G,29G]([32G])([49G,28G])
 [45G][47G]([26G][43G,27N][24G,23G])([47N])
 [31N][39N][24G]
 OPPONENTS: ([47N]32G)([20N][41G,27G,38G])([31G])([40G][22G,24G,28G])([41N,26G,31G,45G])

USUAL STARTERS

OFFENSE

WR	80	Jerry Butler
LT	72	Ken Jones
LG	51	Jim Ritcher
C	53	Will Grant
RG	65	Tim Vogler
RT	70	Joe Devlin
TE	87	Eaton Ramson (10)
	88	Pete Metzelaars (6)
WR	83	Andre Reed
FB	34	Booker Moore
RB	28	Greg Bell
QB	5	Vince Ferragamo (9)
	7	Bruce Mathison (7)

DEFENSE

LE	77	Ben Williams
NT	76	Fred Smerlas
RE	78	Bruce Smith
OLB	57	Lucius Sanford
ILB	55	Jim Haslett
ILB	54	Eugene Marve
OLB	52	Guy Frazier
LCB	29	Derrick Burroughs
RCB	26	Charles Romes
FS	43	Martin Bayless
SS	22	Steve Freeman

PASSING	Att	Cmp	Yds	Cmp%	Yds/Att	TD	TD%	Int	Int%	Long	Sack/Lost	Rating
Ferragamo	287	149	1677	51.9	5.84	5	1.7	17	5.9	48	19/135	50.8
Mathison	228	113	1635	49.6	7.17	4	1.8	14	6.2	60t	22/203	53.5
Reich	1	1	19	100.0	19.00	0	0.0	0	0.0	19	0/0	118.8
Bell	1	0	0	0.0	0.00	0	0.0	0	0.0	0	0/0	39.6
Kidd	0	0	0	—	0.00	0	0.0	0	0.0	0	1/9	0.0
BILLS	517	263	3331	50.9	6.44	9	1.7	31	6.0	60t	42/347	52.1
OPPONENTS	477	265	3301	55.6	6.92	24	5.0	20	4.2	96t	25/223	76.5



1986 SEASON STATISTICS

4-12 | 4TH IN AFC EAST | HEAD COACH HANK BULLOUGH & MARV LEVY

Date	W/L Score	Opponent	Attendance
9/7	L 24-28	NY Jets	79,951
9/14	L 33-36(OT)	at Cincinnati	52,714
9/21	W 17-10	St. Louis	65,762
9/28	L 17-20	Kansas City	67,555
10/5	L 13-14	at NY Jets	69,504
10/12	L 14-27	at Miami	49,467
10/19	W 24-13	Indianapolis	50,050
10/26	L 3-23	New England	77,808
11/2	L 28-34	at Tampa Bay	32,806
11/9*	W 16-12	Pittsburgh	72,000
11/16	L 24-34	Miami	76,474
11/23	L 19-22	at New England	60,455
11/30	W 17-14	at Kansas City	31,492
12/7	L 17-21	Cleveland	42,213
12/14	L 14-24	at Indianapolis	52,783
12/21	L 7-16	at Houston	31,409

* Marv Levy's first game

	BUF	OPP
TOTAL FIRST DOWNS	291	334
Rushing	101	100
Passing	152	204
Penalty	38	30
3rd Down: Made/Att	60/185	79/218
3rd Down Pct.	32.4	36.2
4th Down: Made/Att	8/14	12/18
4th Down: Pct.	57.1	66.7

POSSESSION AVG.	28:02	31:58
-----------------	-------	-------

TOTAL NET YARDS	5017	5523
Avg. per Game	313.6	345.2
Total Plays	963	1071
Avg. per Play	5.2	5.2

NET YARDS RUSHING	1654	1721
Avg. per Game	103.4	107.6
Total Rushes	419	465

NET YARDS PASSING	3363	3802
Avg. per Game	210.2	237.6
Sacked/Yards Lost	45/334	36/267
Gross Yards	3697	4069
Att./Completions	499/294	570/343
Completion Pct.	58.9	60.2
Had Intercepted	19	10

PUNTS/AVERAGE	75/40.4	83/38.1
---------------	---------	---------

NET PUNTING AVG.	34.5	33.4
------------------	------	------

PENALTIES/YARDS	121/878	128/1098
-----------------	---------	----------

FUMBLES/BALL LOST	40/20	19/8
-------------------	-------	------

TOUCHDOWNS	34	40
Rushing	9	18
Passing	22	21
Returns	3	1

SCORE BY PERIOD	Q1	Q2	Q3	Q4	OT	PTS
BILLS	51	87	71	78	0	287
OPPONENTS	70	91	69	115	0	348

SCORING	TD	R	Pa	Rt	K-PAT	FG	S	Pts
Norwood	0	9	0	32	3/4	17/27	0	83
Reed	7	0	7	0	0/0	0/0	0	42
Bell	6	4	2	0	0/0	0/0	0	36
Riddick	5	4	1	0	0/0	0/0	0	30
Burkett	4	0	4	0	0/0	0/0	0	24
Metzelaars	4	0	3	1	0/0	0/0	0	24
Butler	2	0	2	0	0/0	0/0	0	12
Bellinger	1	0	0	1	0/0	0/0	0	6
Byrum	1	0	1	0	0/0	0/0	0	6
Harmon	1	0	1	0	0/0	0/0	0	6
Moore	1	1	0	0	0/0	0/0	0	6
Pitts	1	0	0	1	0/0	0/0	0	6
BILLS	33	9	22	2	23/34	17/27	0	287
OPP	40	18	21	1	38/40	22/33	2	384

SACKS: B. Smith 15.0, McNanie 6.5, Talley 3.0, Marve 2.5, Smerlas 2.0, Bayless 1.0, Cumby 1.0, Drane 1.0, Frazier 1.0, Hamby 1.0, Prater 1.0, Sanford 1.0
BILLS: 36.0
OPPONENTS: 45.0

RUSHING	No.	Yds	Avg	Long	TD
Riddick	150	632	4.2	41t	4
Bell	90	377	4.2	42	4
Kelly	41	199	4.9	20	0
Harmon	54	172	3.2	38	0
Byrum	38	156	4.1	18	0
Moore	33	104	3.2	14	1
Wilkins	3	18	6.0	11	0
King	4	10	2.5	7	0
Kidd	1	0	0.0	0	0
Broughton	1	-6	-6.0	-6	0
Reed	3	-8	-2.7	4	0
BILLS	419	1654	3.9	42	9
OPP	465	1721	3.7	45t	18

RECEIVING	No.	Yds	Avg	Long	TD
Reed	53	739	13.9	55t	7
Metzelaars	49	485	9.9	44t	3
Riddick	49	468	9.6	31t	1
Burkett	34	778	22.9	84t	4
Moore	23	184	8.0	27	0
Harmon	22	185	8.4	27	1
Butler	15	302	20.1	53	2
Byrum	13	104	8.0	17	1
Bell	12	142	11.8	40t	2
Wilkins	8	74	9.3	26	0
Teal	6	60	10.0	20	1
Rolle	4	56	14.0	20	0
Broughton	3	71	23.7	57	0
Richardson	3	49	16.3	32	0
BILLS	294	3697	12.6	84t	22
OPP	343	4069	11.9	71t	21

INTERCEPTIONS	No.	Yds	Avg	Long	TD
Romes	4	23	5.8	23	0
Burroughs	2	49	24.5	41	0
Bellinger	1	14	14.0	14	0
Smerlas	1	3	3.0	3	0
Bayless	1	0	0.0	0	0
Freeman	1	0	0.0	0	0
BILLS	10	89	8.9	41	0
OPP	19	284	14.9	69	0

PUNTING	No	Yds	Avg	Net	TB	In	Lg	B
Kidd	75	3031	40.4	34.5	9	14	57	0
BILLS	75	3031	40.4	34.5	9	14	57	0
OPP	83	3162	38.1	33.4	7	31	64	1

PUNT RETURNS	Ret	FC	Yds	Avg	Long	TD
Pitts	18	11	194	10.8	49t	1
Broughton	12	2	53	4.4	13	0
Hill	1	0	0	0.0	0	0
Richardson	1	0	0	0.0	0	0
BILLS	32	13	247	7.7	49t	1
OPP	32	12	260	8.1	17	0

KICKOFF RETURNS	No.	Yds	Avg	Long	TD
Harmon	18	321	17.8	32	0
Tasker	9	148	16.4	24	0
Broughton	11	243	22.1	39	0
Riddick	8	200	25.0	49	0
Richardson	6	123	20.5	28	0
Bellinger	2	32	16.0	16	0
Pitts	1	7	7.0	7	0
BILLS	55	1074	19.5	49	0
OPP	56	1157	20.7	44	0

FIELD GOALS	1-19	20-29	30-39	40-49	50+
Norwood	1-1	6-6	7-7	3-8	0-5
BILLS	1-1	6-6	7-7	3-8	0-5
OPP	0-0	9-9	4-8	5-12	4-4

Norwood: (19G)(20G,44G)(35G)(52N,32G)(23G,32G)(60N)(37G,50B,46N)(53N,26G)(1)(29G)(39G)(48G,34G,33G,28G)(47G,47N)(22G,44N)(46N)(53N,42B)
 OPPONENTS: () (51G,20G)(49N,30N,27G)(24G,46G)() (25G,36G,49N)(37N,46G,44G)(31G,47N,27G,26G)(49G,26G,49N)() (46B,52G,36G)(37G,47G)(41N,44N)() (32N,30N,52G)(26G,51G,22G)

USUAL STARTERS	WR	85	Chris Burkett
OFFENSE	LT	72	Ken Jones
	LG	51	Jim Ritcher
	C	67	Kent Hull
	RG	73	Will Wolford
	RT	70	Joe Devlin
	TE	88	Pete Metzelaars
	WR	83	Andy Reed
	FB	42	Rick Moore
	RB	40	Robb Riddick (8)
		28	Greg Bell (6)
	QB	12	Jim Kelly

DEFENSE	LE	95	Sean McNanie
	NT	76	Fred Smerlas
	RE	78	Bruce Smith
	OLB	57	Lucius Sanford (8)
		52	Guy Frazier (7)
	ILB	58	George Cumby (9)
		50	Ray Bentley (7)
	ILB	54	Eugene Marve
	OLB	56	Darryl Talley
	LCB	36	Rodney Bellinger
	RCB	26	Charles Romes
	FS	22	Steve Freeman
	SS	43	Martin Bayless

PASSING	Att	Cmp	Yds	Cmp%	Yds/Att	TD	TD%	Int	Int%	Long	Sack/Lost	Rating
Kelly	480	285	3593	59.4	7.49	22	4.6	17	3.5	84t	43/330	83.3
Reich	19	9	104	47.4	5.47	0	0.0	2	10.5	37	2/4	24.8
BILLS	499	294	3697	58.9	7.41	22	4.4	19	3.8	84t	45/334	80.9
OPPONENTS	570	343	4069	60.2	7.14	21	3.7	10	1.8	71t	36/267	86.9

1987 SEASON STATISTICS

7-8 | 4TH IN AFC EAST | HEAD COACH MARV LEVY

Date	W/L Score	Opponent	Attendance
9/13	L 28-31	NY Jets	76,718
9/20	W 34-30	Houston	56,534
9/27	C	at Dallas	
10/4	L 6-47	Indianapolis*	9,860
10/11	L 7-14	at New England*	11,878
10/18	W 6-3 (OT)	NY Giants*	15,373
10/25	W 34-31 (OT)	at Miami	61,295
11/1	L 7-27	Washington	71,640
11/8	W 21-14	Denver	63,698
11/15	L 21-27	at Cleveland	78,409
11/22	W 17-14	at NY Jets	58,407
11/29	W 27-0	Miami	68,055
12/6	L 21-34	at LA Raiders	43,143
12/13	W 27-3	at Indianapolis	60,253
12/20	L 7-13	New England	74,945
12/27	L 7-17	at Philadelphia	57,547

C (Canceled due to players' strike.)
* Replacement players

	BUF	OPP
TOTAL FIRST DOWNS	294	297
Rushing	111	114
Passing	151	162
Penalty	32	21
3rd Down: Made/Att	77/208	82/220
3rd Down Pct.	37.0	37.3
4th Down: Made/Att	8/19	10/18
4th Down: Pct.	42.1	55.6

POSSESSION AVG.	28:41	31:19
-----------------	-------	-------

TOTAL NET YARDS	4741	4906
Avg. per Game	316.1	327.1
Total Plays	1018	1022
Avg. per Play	4.7	4.8

NET YARDS RUSHING	1840	2052
Avg. per Game	122.7	136.8
Total Rushes	465	541

NET YARDS PASSING	2901	2854
Avg. per Game	193.4	190.3
Sacked/Yards Lost	37/345	34/267
Gross Yards	3246	3121
Att./Completions	516/292	447/249
Completion Pct.	56.6	55.7
Had Intercepted	19	17

PUNTS/AVERAGE	83/38.2	88/36.7
---------------	---------	---------

NET PUNTING AVG.	33.9	31.8
------------------	------	------

PENALTIES/YARDS	94/762	103/840
-----------------	--------	---------

FUMBLES/BALL LOST	41/24	37/14
-------------------	-------	-------

TOUCHDOWNS	33	37
Rushing	9	11
Passing	21	25
Returns	3	1

SCORE BY PERIOD	Q1	Q2	Q3	Q4	OT	PTS
BILLS	17	86	51	110	6	270
OPPONENTS	54	113	77	61	0	305

SCORING	TD	Ru	Pa	Rt	K-PAT	FG	S	Pts
Norwood	0	0	0	0	31/31	10/15	0	50
Riddick	8	5	3	0	0/0	0/0	1	61
Reed	5	0	5	0	0/0	0/0	0	30
Burkett	4	0	4	0	0/0	0/0	0	24
Harmon	4	2	2	0	0/0	0/0	0	24

T. Johnson	2	0	2	0	0/0	0/0	0	12
Mueller	2	2	0	0	0/0	0/0	0	12
Rolle	2	0	2	0	0/0	0/0	0	12
Schlopy	0	0	0	0	1/2	2/5	0	7
Broughton	1	1	0	0	0/0	0/0	0	6
M. Brown	1	1	0	0	0/0	0/0	0	6
Kelso	1	0	0	0	0/0	0/0	0	6
McFadden	1	0	1	0	0/0	0/0	0	6
McNanie	1	0	0	0	0/0	0/0	0	6
Smith	1	0	0	0	0/0	0/0	0	6
Tasker	0	0	0	0	0/0	0/0	1	2
BILLS	33	9	21	3	32/33	12/20	2	270
OPP	37	11	25	1	36/37	15/20	1	305

SACKS: Smith 12.0, Bennett 8.5, Seals 3.5, McNanie 2.5, Armstrong 2.0, Bentley 1.0, Drane 1.0, Martin 1.0, Smerlas 1.0, Talley 1.0, Conlan 0.5
BILLS: 34.0, **OPPONENTS:** 37.0

RUSHING	No.	Yds	Avg	Long	TD
Harmon	116	485	4.2	21	2
Mueller	82	354	4.3	20	2
Byrum	66	280	4.2	30	0
Riddick	59	221	3.7	25	5
R. Porter	47	177	3.8	13	0
Kelly	29	133	4.6	24	0
Bell	14	60	4.3	11	0
Sheperd	12	42	3.5	19	0
King	9	28	3.1	8	0
Williams	9	25	2.8	9	0
Partridge	1	13	13.0	13	0
Totten	12	11	0.9	7	0
Manucci	4	6	1.5	9	0
McClure	2	4	2.0	3	0
Reed	1	1	1.0	1	0
K. Porter	2	0	0.0	1	0
BILLS	465	1840	4.0	30	9
OPP	541	2052	3.8	42	11

RECEIVING	No.	Yds	Avg	Long	TD
Reed	57	752	13.2	40	5
Burkett	56	765	13.7	47	4
Harmon	56	477	8.5	42	2
Metzelaars	28	290	10.4	34	0
T. Johnson	15	186	12.4	26	2
Riddick	15	96	6.4	17	3
M. Brown	9	120	13.3	30	1
Gaines	9	115	12.8	37	0
McKeller	9	80	8.9	22	0
R. Porter	9	70	7.8	26	0
Broughton	5	90	18.0	39	1
McFadden	4	41	10.3	13	1
Bell	4	37	9.3	12	0
Byrum	3	23	7.7	20	0
Mueller	3	13	4.3	11	0
Bynum	2	24	12.0	17	0
Rolle	2	6	3.0	3	2
Kelly	1	35	35.0	35	0
Chetti	1	9	9.0	9	0
Belk	1	7	7.0	7	0
Williams	1	5	5.0	5	0
King	1	3	3.0	3	0
Sheperd	1	2	2.0	2	0
BILLS	292	3246	11.1	47	21
OPP	249	3121	12.5	55	25

INTERCEPTIONS	No.	Yds	Avg	Long	TD
Kelso	6	25	4.2	5	0
Pitts	3	19	6.3	12	0
Burroughs	2	11	5.5	14	0

Radecic	2	4	2.0	4	0
Clark	1	23	23.0	23	0
Schankweiler	1	7	7.0	7	0
Cokeley	1	4	4.0	4	0
Davis	1	0	0.0	0	0
BILLS	17	93	5.5	23	0
OPP	19	177	9.3	28	0

PUNTING	No.	Yds	Avg	Net	Tb	In	Lg	B
Kidd	64	2495	39.0	34.5	7	20	40	7
Partridge	18	678	37.7	31.9	2	3	52	1
BILLS	83	3173	38.2	33.9	9	23	67	1
OPP	88	3229	36.7	31.8	10	13	77	4

PUNT RETURNS	Ret	FC	Yds	Avg	Long	TD
Pitts	23	12	149	6.5	19	0
McFadden	8	3	83	10.4	23	0
BILLS	31	15	232	7.5	23	0
OPP	35	13	179	5.1	17	0

KICKOFF RETURNS	No.	Yds	Avg	Long	TD
Tasker	11	197	17.9	39	0
R. Porter	8	219	27.4	40	0
McFadden	7	121	17.3	26	0
Riddick	7	151	21.6	31	0
Mueller	5	74	14.8	20	0
Armstrong	2	25	12.5	18	0
M. Brown	2	35	17.5	18	0
Harmon	1	30	30.0	30	0
Radecic	1	14	14.0	14	0
Rolle	1	6	6.0	6	0
BILLS	45	872	19.4	40	0
OPP	43	679	15.8	34	0

FIELD GOALS	1-19	20-29	30-39	40-49	50+
Norwood	0-0	3-4	4-6	3-5	0-0
Schlopy	0-0	1-1	1-3	0-1	0-0
BILLS	0-0	4-5	5-9	3-6	0-0
OPP	0-0	5-5	7-8	2-5	1-2

Norwood: () (45G, 38G) () () (22B, 41G, 43N, 27G) () (30G) (38N, 36N) (42N) (39G, 47N, 28G) () (39G, 25G) () ()
Schlopy: (30N, 44N, 31G, 28N, 27G)
OPPONENTS: (29G) (52G, 27G, 30G) (36G) () (37N, 22G, 40N) (46G) (30G, 33G) () (22G, 52N, 40G) (44N) () (22G, 33G, 44N) (30G) () (39G)

USUAL STARTERS		
OFFENSE		
WR	85	Chris Burkett
LT	73	Will Wolford
LG	51	Jim Ritcher
C	67	Kent Hull
RG	65	Tim Vogler
RT	70	Joe Devlin
TE	88	Pete Metzelaars
WR	83	Andre Reed
FB	35	Carl Byrum (6)
	39	Jamie Mueller (6)
RB	33	Ronnie Harmon
QB	12	Jim Kelly

DEFENSE		
LE	95	Sean McNanie
NT	76	Fred Smerlas
RE	78	Bruce Smith
LOLB	55	Cornelius Bennett
LILB	58	Shane Conlan
RILB	97	Scott Radecic
ROLB	56	Darryl Talley
LCB	29	Derrick Burroughs
RCB	37	Nate Odomes
FS	38	Mark Kelso
SS	45	Dwight Drane

PASSING	Att	Cmp	Yds	Cmp%	Yds/Att	TD	TD%	Int	Int%	Long	Sack/Lost	Rating
Kelly	419	250	2768	59.7	6.61	19	4.5	11	2.6	47	27/239	83.8
McClure	38	20	181	52.6	4.76	0	0.0	3	1.7	30	2/17	32.9
Totten	33	13	155	39.4	4.70	2	6.1	2	6.1	37	5/62	49.4
Manucci	21	7	68	33.3	3.24	0	0.0	2	9.5	15	3/27	2.8
Miller	3	1	9	33.3	3.00	0	0.0	1	33.3	9	0/0	0.0
Kidd	1	0	0	0.0	0.00	0	0.0	0	0.0	0	0/0	39.8
Riddick	1	1	35	100.0	35.00	0	0.0	0	0.0	35	0/0	118.8
BILLS	519	292	3246	56.6	6.29	21	4.1	19	3.7	47	37/345	73.7
OPPONENTS	447	249	3121	55.7	6.98	25	5.6	17	3.8	57	34/267	80.4



1988 SEASON STATISTICS

12-4 | 1ST IN AFC EAST | HEAD COACH MARV LEVY

Date	W/L Score	Opponent	Attendance
9/4	W 13-10	Minnesota	76,783
9/11	W 9-6	Miami	79,520
9/18	W 16-14	at New England	55,945
9/25	W 36-28	Pittsburgh	78,735
10/2	L 3-24	at Chicago	62,793
10/9	W 34-23	Indianapolis	76,018
10/17	W 37-14	at NY Jets	70,218
10/23	W 23-20	New England	76,824
10/30	W 28-0	Green Bay	79,176
11/6	W 13-3	at Seattle	61,074
11/14	W 31-6	at Miami	67,091
11/20	W 9-6 (OT)	NY Jets	78,389
11/27	L 21-35	at Cincinnati	58,672
12/4	L 5-10	at Tampa Bay	49,498
12/11	W 37-21	LA Raiders	77,348
12/18	L 14-17	at Indianapolis	59,908

AFC DIVISIONAL PLAYOFF		
1/1	W 17-10	Houston
AFC CHAMPIONSHIP GAME		
1/8	L 10-21	at Cincinnati

	BUF	OPP
TOTAL FIRST DOWNS	313	299
Rushing	137	114
Passing	161	146
Penalty	15	39
3rd Down: Made/Att	88/207	69/192
3rd Down Pct.	42.5	35.9
4th Down: Made/Att	9/13	6/17
4th Down: Pct.	69.2	35.3

POSSESSION AVG.	29:54	30:06
-----------------	-------	-------

TOTAL NET YARDS	
5315	4578
Avg. per Game	332.2
Total Plays	1012
Avg. per Play	5.3

NET YARDS RUSHING	
2133	1854
Avg. per Game	133.3
Total Rushes	528

NET YARDS PASSING	
3182	2724
Avg. per Game	198.9
Sacked/Yards Lost	30/229
Gross Yards	3411
Att./Completions	454/271
Completion Pct.	59.7
Had Intercepted	17

PUNTS/AVERAGE	62/39.5	75/39.7
---------------	---------	---------

NET PUNTING AVG.	35.3	34.5
------------------	------	------

PENALTIES/YARDS	109/824	90/713
-----------------	---------	--------

FUMBLES/BALL LOST	26/16	28/17
-------------------	-------	-------

TOUCHDOWNS	
33	29
Rushing	15
Passing	15
Returns	3

SCORE BY PERIOD											
Q1	Q2	Q3	Q4	OT	PTS						
BILLS	71	83	81	91	3	329					
OPPONENTS	44	104	27	62	0	237					

SCORING										
TD	Ru	Pa	Rt	K-PAT	FG	S	Pts			
Norwood	0	0	0	33/33	32/37	0	129			
Riddick	13	12	1	0/0	0/0	0	84			
Reed	6	0	0	0/0	0/0	0	36			
Harmon	4	1	3	0/0	0/0	0	24			
Rolle	2	0	2	0/0	0/0	0	12			
Thomas	2	2	0	0/0	0/0	0	12			
Burkett	1	0	1	0/0	0/0	0	6			
F. Johnson	1	0	1	0/0	0/0	0	6			
Kelso	1	0	0	0/0	0/0	0	6			
Metzelaars	1	0	1	0/0	0/0	0	6			
Seals	1	0	0	0/0	0/0	0	6			
B. Smith	0	0	0	0/0	0/0	1	2			
BILLS	33	15	15	33/33	32/37	1	329			
OPP	29	14	14	27/29	12/24	0	237			

SACKS: B. Smith 11.0, Bennett 9.5, Still 6.0, Wright 5.0, Smerlas 4.0, Talley 2.5, Seals 2.0, Conlan 1.5, Radevic 1.5, Bentley 1.0, Garner 1.0, L. Smith 1.0.
BILLS: 46.0, **OPPONENTS:** 30.0

RUSHING					
No.	Yds	Avg	Long	TD	
Thomas	207	881	4.3	37f	2
Riddick	111	438	3.9	21	12
Mueller	81	296	3.7	20	0
Harmon	57	212	3.7	32	1
Kelly	35	154	4.4	20	0
Byrum	28	91	3.3	11	0
Reed	6	64	10.7	36	0
Reich	3	-3	-1.0	-1	0
BILLS	528	2133	4.0	37f	15
OPP	477	1854	3.9	58f	14

RECEIVING					
No.	Yds	Avg	Long	TD	
Reed	71	968	13.6	65f	6
T. Johnson	37	514	13.9	49	0
Harmon	37	427	11.5	36	3
Metzelaars	33	438	13.3	35	1
Riddick	30	282	9.4	26	1
Burkett	23	354	15.4	34	1
Thomas	18	208	11.6	34	0
F. Johnson	9	170	18.9	66f	1
Mueller	8	42	5.3	17	0
Rolle	2	3	1.5	2f	2
Byrum	2	0	0.0	3	0
Kelly	1	5	5.0	5	0
BILLS	271	3411	12.6	66f	15
OPP	250	3046	12.2	63f	14

INTERCEPTIONS					
No.	Yds	Avg	Long	TD	
Kelso	7	180	25.7	78f	1
Bennett	2	30	15.0	30	0
L. Smith	1	14	14.0	14	0
Cocroft	1	17	17.0	17	0
Davis	1	3	3.0	3	0
Bentley	1	0	0.0	0	0
Conlan	1	0	0.0	0	0
Odomes	1	0	0.0	0	0
BILLS	15	244	16.3	78f	1
OPP	17	202	11.9	40f	1

PUNTING					
No.	Yds	Avg	Net	TB	In
Kidd	62	2451	39.5	35.3	2
BILLS	62	2451	39.5	35.3	2
OPP	75	2977	39.7	34.5	12

PUNT RETURNS					
Ret	FC	Yds	Avg	Long	TD
F. Johnson	16	3	72	4.5	16
Tucker	10	5	80	8.0	24
BILLS	26	8	152	5.8	24
OPP	36	10	222	6.2	18

KICKOFF RETURNS					
No.	Yds	Avg	Long	TD	
Tucker	15	310	20.7	30	0
F. Johnson	14	250	17.9	24	0
Harmon	11	249	22.6	37	0
Riddick	6	100	16.7	23	0
Byrum	2	9	4.5	9	0
Pike	1	5	5.0	5	0
Rolle	1	12	12.0	12	0
BILLS	50	935	18.7	37	0
OPP	69	1117	16.2	30	0

FIELD GOALS					
1-19	20-29	30-39	40-49	50+	
Norwood	1-1	10-10	15-16	6-9	0-1
BILLS	1-1	10-10	15-16	6-9	0-1
OPP	0-0	5-7	3-4	3-8	1-5

Norwood: (27G, 42N, 26G)(41G, 35G, 28G) (38G, 44G, 41G)(38G, 39G, 39G, 48G, 49G)(28G, 46N) (52N, 45G, 19G)(30G, 34G, 28G)(30G, 35G, 33G)() (27G, 23G)(30G, 39N)(47N, 25G, 26G, 30G)(30G) (30G, 30G, 22G)
 OPPONENTS: (42N, 30G)(31G, 27G, 50N)() (49N)(22G)(31G, 49N, 40G, 22G)() (25N, 52N, 39N)() (41G)() (23G, 40G, 40N)(51N)(29G, 29N)(53N) (52G, 48N)

USUAL STARTERS		
OFFENSE		
WR	86	Trumaine Johnson (9)
	85	Chris Burkett (7)
LT	73	Will Wolford
LG	51	Jim Ritcher
C	67	Kent Hull
RG	65	Tim Vogler
RT	70	Joe Devlin
TE	88	Pete Metzelaars
WR	83	Andre Reed
FB	39	Jamie Mueller
RB	34	Thurman Thomas
QB	12	Jim Kelly

DEFENSE		
LE	72	Art Still
NT	76	Fred Smerlas
RE	78	Bruce Smith
LOLB	55	Cornelius Bennett
LILB	58	Shane Conlan
RILB	50	Ray Bentley
ROLB	56	Darryl Talley
LCB	29	Derrick Burroughs
RCB	37	Nate Odomes
FS	38	Mark Kelso
SS	46	Leonard Smith

PASSING	Att	Cmp	Yds	Cmp%	Yds/Att	TD	TD%	Int	Int%	Long	Sack/Lost	Rating
Kelly	452	269	3380	59.5	7.48	15	3.3	17	3.8	66f	30/229	78.2
Riddick	2	2	31	100.0	15.50	0	0.0	0	0.0	26	0/0	118.8
BILLS	454	271	3411	59.7	7.51	15	3.3	17	3.7	66f	30/229	78.5
OPPONENTS	448	250	3046	55.8	6.80	14	3.1	15	3.3	63f	46/322	73.4

1989 SEASON STATISTICS

9-7 | 1ST IN AFC EAST | HEAD COACH MARV LEVY



Date	W/L Score	Opponent	Attendance
9/10	W 27-24	at Miami	54,541
9/18	L 14-28	Denver	78,176
9/24	W 47-41 (OT)	at Houston	57,278
10/1	W 31-10	New England	78,921
10/8	L 14-37	at Indianapolis	58,890
10/16	W 23-20	LA Rams	76,231
10/22	W 34-3	NY Jets	76,811
10/29	W 31-17	Miami	80,208
11/5	L 28-30	at Atlanta	45,267
11/12	W 30-7	Indianapolis	79,256
11/19	L 24-33	at New England	49,663
11/26	W 24-7	Cincinnati	80,074
12/4	L 16-17	at Seattle	57,682
12/10	L 19-22	New Orleans	70,037
12/17	L 10-21	at San Francisco	60,927
12/23	W 37-0	at NY Jets	21,148

AFC DIVISIONAL PLAYOFF
1/6 L 30-34 at Cleveland 77,706

	BUF	OPP
TOTAL FIRST DOWNS	334	299
Rushing	136	117
Passing	177	156
Penalty	21	26
3rd Down: Made/Att	86/203	75/213
3rd Down Pct.	42.4	35.2
4th Down: Made/Att	4/8	7/15
4th Down: Pct.	50.0	46.7

POSSESSION AVG. 30:12 29:48

	5853	5046
TOTAL NET YARDS	5853	5046
Avg. Per Game	365.8	315.4
Total Plays	1045	1030
Avg. Per Play	5.6	4.9

	2264	1840
NET YARDS RUSHING	2264	1840
Avg. Per Game	141.5	115.0
Total Rushes	532	484

	3589	3206
NET YARDS PASSING	3589	3206
Avg. Per Game	224.3	200.4
Sacked/Yards Lost	35/242	38/289
Gross Yards	3831	3495
Att./Completions	478/281	508/255
Completion Pct.	58.8	50.2
Had Intercepted	20	23

PUNTS/AVERAGE 67/38.3 75/38.3

NET PUNTING AVG. 32.2 32.1

PENALTIES/YARDS 103/831 87/616

FUMBLES/BALL LOST 30/21 31/13

	49	34
TOUCHDOWNS	49	34
Rushing	15	15
Passing	32	14
Returns	2	5

SCORE BY PERIOD	Q1	Q2	Q3	Q4	OT	PTS
BILLS	59	117	92	135	6	409
OPP	62	44	88	123	0	317

SCORING	TD	Ru	Pa	Rt	K-PAT	FG	S	PTS
Norwood	0	0	0	0	46/48	23/30	0	115
Thomas	12	6	6	0	0/0	0/0	0	72
Reed	9	0	0	0	0/0	0/0	0	54
Kinnebrew	6	6	0	0	0/0	0/0	0	36
Harmon	4	0	4	0	0/0	0/0	0	24
K. Davis	3	1	2	0	0/0	0/0	0	18
Loflon	3	0	3	0	0/0	0/0	0	18
Beebe	2	0	2	0	0/0	0/0	0	12
Kelly	2	2	0	0	0/0	0/0	0	12
McKellar	2	2	0	0	0/0	0/0	0	12
Metzelaars	2	0	2	0	0/0	0/0	0	12
Jackson	1	0	1	0	0/0	0/0	0	6
Johnson	1	0	1	0	0/0	0/0	0	6
Kelso	1	0	1	0	0/0	0/0	0	6
Rolle	1	0	1	0	0/0	0/0	0	6
BILLS	49	15	32	46/48	23/30	0	409	
OPP	34	15	14	5	33/34	26/37	1	317

SACKS: B. Smith 13.0, Talley 6.0, Bennett 5.5, Seals 4.0, Wright 3.0 Radevic 4.5, Burroughs 1.0, Cofield 1.0, Conlan 1.0, Odomes 1.0, Smerlas 1.0
BILLS: 38.0 **OPPONENTS:** 35.0

RUSHING	No.	Yds	Avg	Long	TD
Thomas	298	1244	4.2	38	6
Kinnebrew	131	533	4.1	25	6
K. Davis	29	149	5.1	21	1
Kelly	29	137	4.7	19	2
Harmon	17	99	5.8	24	0
Mueller	16	44	2.8	9	0
Reed	2	31	15.5	23	0
Gelbaugh	1	-3	-3.0	-3	0
BILLS	532	2264	4.3	38	15
OPP	484	1840	3.8	33	15

RECEIVING	No.	Yds	Avg	Long	TD
Reed	88	1312	14.9	78t	9
Thomas	60	669	11.2	74t	6
Harmon	29	363	12.5	42t	4
Johnson	25	303	12.1	36	1
McKellar	20	341	17.1	39t	2
Metzelaars	18	179	9.9	23	2
Beebe	17	317	18.6	63t	2
Loflon	8	166	20.8	47	3
K. Davis	6	92	15.3	29	2
Kinnebrew	5	60	12.0	18	0
Burkett	3	20	6.7	9	0
Mueller	1	8	8.0	8	0
Rolle	1	1	1.0	1t	1
BILLS	281	3831	13.6	78t	32
OPP	255	3495	13.7	78t	14

INTERCEPTIONS	No.	Yds	Avg	Long	TD
Kelso	6	101	16.8	43	0
Odomes	5	20	4.0	13	0
L. Smith	2	46	23.0	24	0
Jackson	2	43	21.5	40t	1
Bennett	2	5	2.5	6	0
Drane	1	25	25.0	25	0
Bailey	1	16	16.0	16	0
Still	1	10	10.0	10	0
Sutton	1	3	3.0	3	0
Conlan	1	0	0.0	0	0
Wright	1	0	0.0	0	0
BILLS	23	269	11.7	43	1
OPP	20	364	18.2	80t	2

PUNTING	No.	Yds	Avg	Net	TB	In	Lg	B
Kidd	65	3564	39.4	32.2	9	15	60	2
BILLS	67	3564	38.3	32.2	9	15	60	2
OPP	75	2870	38.3	32.1	8	18	59	0

PUNT RETURNS	Ret	FC	Yds	Avg	Long	TD
Sutton	26	9	231	8.9	26	0
Tucker	6	3	63	10.5	14	0
Johnson	1	0	7	7.0	7	0
BILLS	33	12	301	9.1	26	0
OPP	25	15	227	9.1	25	0

KICKOFF RETURNS	No.	Yds	Avg	Long	TD
Harmon	18	409	22.7	49	0
Beebe	16	353	22.1	85	0
Tucker	10	166	16.6	23	0
K. Davis	3	52	17.3	20	0
Rolle	2	20	10.0	14	0
Tasker	2	39	19.5	20	0
Jackson	1	0	0.0	0	0
Mueller	1	19	19.0	19	0
BILLS	53	1058	20.0	85	0
OPP	75	1187	15.8	40	0

FIELD GOALS	1-19	20-29	30-39	40-49	50+
Norwood	0-0	5-6	8-9	10-15	0-0
BILLS	0-0	5-6	8-9	10-15	0-0
OPP	0-0	10-11	9-11	4-8	3-7

Norwood: [34G,37G][43N][43G,26G][36G][40N][38G,47G,40G][37N,38G,27G][45G,43N][142G,40G,42N,32G][24N,31G][24G][32G,40G,43G,48N][43G,48G][23G][26G]
OPPONENTS: [29G][22G,33G,46G,24G][26G,47N,52G,37N][35G,37N][32G,46G,25G][34G,36G][52N,41G][45G][45N,54G,26G,50G][134G,24G,34G,38G][129G,50N,53N][41N,31G,26G,50N,22G][44N][29N]

USUAL STARTERS

OFFENSE	WR	TE	LT	LG	C	RG	RT	TE	FB	RB	QB
Andre Reed	83										
Keith McKeller	84										
Will Wolford	73										
Jim Ritcher	51										
Kent Hull	67										
Joe Devlin	70										
Howard Ballard	75										
Pete Metzelaars	88										
Larry Kinnebrew	28										
Thurman Thomas	34										
Jim Kelly	12										

DEFENSE	LE	NT	RE	LOLB	LILB	RILB	ROLB	LCB	RCB	FS	SS
Art Stiller	72										
Fred Smerlas	76										
Bruce Smith	78										
Cornelius Bennett	55										
Shane Conlan (9)	58										
Scott Radevic (7)	97										
Leonard Smith	50										
Darryl Talley	56										
Kirby Jackson	47										
Nate Odomes	37										
Mark Kelso	38										
Leonard Smith	46										

PASSING	Att	Cmp	Yds	Cmp%	Yds/Att	TD	TD%	Int	Int%	Long	Sack/Lost	Rating
Kelly	391	228	3130	58.3	8.01	25	6.4	18	4.6	78t	30/216	86.2
Reich	87	53	701	60.9	8.06	7	8.0	2	2.3	63t	4/24	103.7
Johnson	0	0	0	0.0	0.00	0	0.0	0	0.0	0	1/2	0.0
BILLS	478	281	3831	58.8	8.01	32	6.7	20	4.2	78t	35/242	89.3
OPPONENTS	508	255	3495	50.2	6.88	14	2.8	23	4.5	78t	38/289	62.9



1990 SEASON STATISTICS

13-3 | 1ST IN AFC EAST | AFC CHAMPIONS | HEAD COACH MARV LEVY

Date	W/L Score	Opponent	Attendance
9/9	W 26-10	Indianapolis	78,899
9/16	L 7-30	at Miami	68,142
9/24	W 30-7	at NY Jets	69,927
9/30	W 29-28	Denver	74,393
10/7	W 38-24	LA Raiders	80,076
10/21	W 30-27	NY Jets	79,002
10/28	W 27-10	at New England	51,959
11/4	W 42-0	at Cleveland	78,331
11/11	W 45-14	Phoenix	74,904
11/18	W 14-0	New England	74,720
11/26	L 24-27	at Houston	60,130
12/2	W 30-23	Philadelphia	79,320
12/9	W 31-7	at Indianapolis	53,268
12/15	W 17-13	at NY Giants	66,893
12/23	W 24-14	Miami	80,235
12/30	L 14-29	at Washington	52,397

AFC DIVISIONAL PLAYOFF	
1/12	W 44-34 Miami 77,087
AFC CHAMPIONSHIP GAME	
1/20	W 51-3 LA Raiders 80,324
SUPER BOWL XXV, TAMPA STADIUM	
1/27	L 19-20 NY Giants 73,813

TOTAL FIRST DOWNS	BUF	OPP
Rushing	123	105
Passing	161	159
Penalty	18	24
3rd Down: Made/Att	82/186	89/208
3rd Down Pct.	44.1	42.8
4th Down: Made/Att	5/11	10/19
4th Down: Pct.	45.5	52.6

POSSESSION AVG.	28:39	31:21
TOTAL NET YARDS	5276	4607
Avg. Per Game	329.8	287.9
Total Plays	931	981
Avg. Per Play	5.7	4.7

NET YARDS RUSHING	2080	1808
Avg. Per Game	130	113
Total Rushes	479	483

NET YARDS PASSING	3196	2799
Avg. Per Game	199.8	174.9
Sacked/Yards Lost	27/208	43/326
Gross Yards	3404	3125
Att./Completions	425/263	455/254
Completion Pct.	61.9	55.8
Had Intercepted	11	18

PUNTS/AVERAGE	58/39.3	66/38.2
---------------	---------	---------

NET PUNTING AVG.	33.6	34.0
------------------	------	------

PENALTIES/YARDS	92/683	107/839
-----------------	--------	---------

FUMBLES/BALL LOST	17/10	33/17
-------------------	-------	-------

TOUCHDOWNS	53	30
Rushing	20	13
Passing	28	17
Returns	5	0

SCORE BY PERIOD	Q1	Q2	Q3	Q4	OT	PTS
BILLS	83	116	69	160	0	428
OPP	55	74	72	62	0	263

SCORING	TD	Ru	Pa	Rt	K-PAT	FG	S	Pts
Norwood	0	0	0	0	50/53	20/29	0	110
Thomas	13	11	2	0	0/0	0/0	0	78
Reed	8	0	8	0	0/0	0/0	0	48
K. Davis	5	4	1	0	0/0	0/0	0	30
McKellar	5	0	5	0	0/0	0/0	0	30
Lofton	4	0	4	0	0/0	0/0	0	24
Mueller	3	2	1	0	0/0	0/0	0	18
Rolle	3	0	3	0	0/0	0/0	0	18
D. Smith	2	2	0	0	0/0	0/0	0	12
Tasker	2	0	2	0	0/0	0/0	0	12
Beebe	1	0	1	0	0/0	0/0	0	6
Bennett	1	0	0	1	0/0	0/0	0	6
Kinnebrew	1	0	0	0	0/0	0/0	0	6
Metzelaars	1	0	1	0	0/0	0/0	0	6
Odomes	1	0	0	1	0/0	0/0	0	6
L. Smith	1	0	0	1	0/0	0/0	0	6
Talley	1	0	0	1	0/0	0/0	0	6
Williams	1	0	0	1	0/0	0/0	0	6
BILLS	53	20	28	5	50/53	20/29	0	428
OPP	30	13	17	0	29/30	18/24	0	263

SACKS: B. Smith 19.0, Wright 5.0, Bennett 4.0, Seals 4.0, Talley 4.0, Bailey 2.0, Lodish 2.0, Conlan 1.0, Hicks 1.0, Garner 0.5, Patton 0.5.

BILLS: 43.0, **OPPONENTS:** 27.0

RUSHING	No.	Yds	Avg	Long	TD
Thomas	271	1297	4.8	80t	11
K. Davis	64	302	4.7	47	4
Mueller	59	207	3.5	20	2
D. Smith	20	82	4.1	13	2
Kelly	22	63	2.9	15	0
Gardner	15	41	2.7	14	0
Reich	15	24	1.6	9	0
Beebe	1	23	23.0	23	0
Reed	3	23	7.7	26	0
Kinnebrew	9	18	2.0	4	1
BILLS	479	2080	4.3	80t	20
OPP	483	1808	3.7	51	13

RECEIVING	No.	Yds	Avg	Long	TD
Reed	71	945	13.3	56t	8
Thomas	49	532	10.9	63	2
Lofton	35	712	20.3	71	4
McKellar	34	464	13.6	43	5
D. Smith	21	225	10.7	39	0
Mueller	16	106	6.6	30	1
Beebe	11	221	20.1	49	1
Metzelaars	10	60	6.0	12	1
K. Davis	9	78	8.7	16	1
Rolle	3	6	2.0	3t	3
Tasker	2	44	22.0	24t	2
Edwards	2	11	5.5	6	0
BILLS	263	3404	12.9	71	28
OPP	254	3125	12.3	95t	17

INTERCEPTIONS	No.	Yds	Avg	Long	TD
Jackson	3	16	5.3	14	0
Talley	2	60	30.0	60t	1
L. Smith	2	39	19.5	39t	1
Hagy	2	23	11.5	23	0
Kelso	2	0	0.0	0	0
Williams	2	0	0.0	0	0
Bentley	1	13	13.0	13	0
Hicks	1	0	0.0	0	0

Odomes	1	0	0.0	0	0
Pool	1	0	0.0	0	0
Seals	1	0	0.0	0	0
BILLS	18	151	8.4	60t	2
OPP	11	156	14.2	61	0

PUNTING	No.	Yds	Avg	Net	Tb	In	Lg	B
Tuten	53	2107	39.8	34.2	12	55	0	0
Nies	5	174	34.8	27.4	0	0	39	0
BILLS	58	2281	39.3	33.6	4	12	55	0
OPP	66	2523	38.2	34.0	5	18	61	3

PUNT RETURNS	Ret	FC	Yds	Avg	Long	TD
Edwards	14	5	92	6.6	16	0
Hale	10	4	76	7.6	25	0
Odomes	1	0	9	9.0	9	0
BILLS	25	9	177	7.1	25	0
OPP	31	12	251	8.1	21	0

KICKOFF RETURNS	No.	Yds	Avg	Long	TD
D. Smith	32	643	20.1	38	0
Edwards	11	256	23.3	54	0
Beebe	6	119	19.8	27	0
Rolle	2	22	11.0	11	0
BILLS	51	1040	20.4	54	0
OPP	73	1129	15.5	35	0

FIELD GOALS 1-19 20-29 30-39 40-49 50+

Norwood 0-0 9-11 5-8 6-10 0-0

BILLS 0-0 9-11 5-8 6-10 0-0

OPP 2-2 9-12 5-6 2-3 0-1

Norwood : (29G,44N,31G,37G,43N,47G)() (24N,48G,42G,27G)(37N,37G,48N)(23G) (29G,24N)(35G,35G)(42N)(25G)(30N)(43G) (43G,21G,45G,36N)(25G)(29G)(21G)()

OPPONENTS: (24G,29N)(23G,29G,48G)() (49N,24N)(50N,19G)(28G,25G)(32G) () (35N)(25G,36G)(32G) () (23G,22G)(28N) (37G,24G,19G,43G,32G)

USUAL STARTERS

OFFENSE		
WR	80	James Lofton
LT	69	Will Wolford
LG	51	Jim Ritcher
C	67	Kent Hull
RG	65	John Davis
RT	75	Howard Ballard
TE	84	Keith McKellar
WR	83	Andre Reed
FB	39	Jamie Mueller
RB	34	Thurman Thomas
QB	12	Jim Kelly

DEFENSE

LE	96	Leon Seals
NT	91	Jeff Wright
RE	78	Bruce Smith
LOLB	55	Cornelius Bennett
LILB	58	Shane Conlan
RILB	50	Ray Bentley (9)
LB	54	Carlton Bailey (6)
ROLB	56	Darryl Talley
LCB	47	Kirby Jackson
RCB	37	Nate Odomes
FS	22	John Hagy
SS	46	Leonard Smith

PASSING	Att	Cmp	Yds	Cmp%	Yds/Att	TD	TD%	Int	Int%	Long	Sack/Lost	Rating
Kelly	480	285	3593	59.4	7.49	22	4.6	17	3.5	84t	43/330	83.3
Reich	19	9	104	47.4	5.47	0	0.0	2	10.5	37t	2/4	24.8
BILLS	499	294	3697	58.9	7.41	22	4.4	19	3.8	84t	45/334	80.9
OPPONENTS	570	343	4069	60.2	7.14	21	3.7	10	1.8	71t	36/267	86.9



1991 SEASON STATISTICS

13-3 | 1ST IN AFC EAST | AFC CHAMPIONS | HEAD COACH MARV LEVY

Date	W/L Score	Opponent	Attendance
9/1	W 35-31	Miami	80,252
9/8	W 52-34	Pittsburgh	79,545
9/15	W 23-20	at NY Jets	65,309
9/22	W 17-10	at Tampa Bay	57,323
9/29	W 35-20	Chicago	80,366
10/7	L 6-33	at Kansas City	76,120
10/13	W 42-6	Indianapolis	79,015
10/21	W 35-16	Cincinnati	80,131
11/3	W 22-17	New England	78,278
11/10	W 34-24	at Green Bay	52,175
11/18	W 41-27	at Miami	71,062
11/24	L 13-16	at New England	47,053
12/1	W 24-13	NY Jets	80,243
12/8	W 30-27 (OT)	at LA Raiders	85,081
12/15	W 35-7	at Indianapolis	48,286
12/22	L 14-17(OT)	Detroit	78,059

AFC DIVISIONAL PLAYOFF

1/5 W 37-14 Kansas City 80,182

AFC CHAMPIONSHIP GAME

1/12 W 10-7 Denver 80,272

SUPER BOWL XXVI, METRODOME

1/26 L 24-37 Washington 63,130

TOTAL FIRST DOWNS

	BUF	OPP
Rushing	128	138
Passing	208	166
Penalty	23	31
3rd Down: Made/Att	90/191	74/218
3rd Down Pct.	47.1	33.9
4th Down: Made/Att	4/12	8/20
4th Down Pct.	33.3	40.0

POSSESSION AVG.

26:04 33:56

TOTAL NET YARDS

	6252	5458
Avg. Per Game	390.8	341.1
Total Plays	1056	1086
Avg. Per Play	5.9	5.0

NET YARDS RUSHING

	2381	2044
Avg. Per Game	148.8	127.8
Total Rushes	505	519

NET YARDS PASSING

	3871	3414
Avg. Per Game	241.9	213.4
Sacked/Yards Lost	35/269	31/246
Gross Yards	4140	3660
Att./Completions	516/332	536/299
Completion Pct.	64.3	55.8
Had Intercepted	19	23

PUNTS/AVERAGE

54/38.6 70/39.1

NET PUNTING AVG.

36.1 33.4

PENALTIES/YARDS

114/870 109/933

FUMBLES/BALL LOST

25/16 26/14

TOUCHDOWNS

	58	34
Rushing	16	20
Passing	39	12
Returns	3	2

SCORE BY PERIOD Q1 Q2 Q3 Q4 OT PTS

	BILLS	82	130	106	137	3	458
OPP	OPP	40	87	92	96	3	318

SCORING TD Ru Pa Rt K-PAT FG S Pts

Norwood	0	0	0	56/58	18/29	0	110
Thomas	12	7	5	0/0	0/0	0	72
Reed	10	0	10	0/0	0/0	0	60
Lofton	8	0	8	0/0	0/0	0	48
Beebe	6	0	6	0/0	0/0	0	36
K. Davis	5	4	1	0/0	0/0	0	30
Gardner	4	4	0	0/0	0/0	0	24
McKellar	3	0	3	0/0	0/0	0	18
Edwards	2	2	1	0/0	0/0	0	12
Metzelaars	2	0	0	0/0	0/0	0	12
Rolle	2	2	0	0/0	0/0	0	12
Bennett	1	0	0	1/0	0/0	0	6
Kelly	1	1	0	0/0	0/0	0	6
Odomes	1	0	0	1/0	0/0	0	6
Tasker	1	0	1	0/0	0/0	0	6
BILLS	58	16	39	3	56/58	18/29	458
OPP	34	20	12	2	33/34	27/35	318

SACKS: Bennett 9.0, Wright 6.0, Talley 4.0, Hansen 2.0, L. Smith 2.0, Lodish 1.5, B. Smith 1.5, Jackson 1.0, Odomes 1.0, Rogers 1.0, Seals 1.0, Bills 1.0,

BILLS: 31.0
OPPONENTS: 35.0

RUSHING

	No.	Yds	Avg	Long	TD
Thomas	288	1407	4.9	33	7
K. Davis	129	624	4.8	78	4
Gardner	42	146	3.5	18	4
Reed	12	136	11.3	46	0
Kelly	20	45	2.3	12	1
Edwards	1	17	17.0	17	0
Reich	13	6	0.5	8	0
BILLS	505	2381	4.7	78	16
OPP	519	2044	3.9	56	20

RECEIVING

	No.	Yds	Avg	Long	TD
Reed	81	1113	13.7	55	10
Thomas	62	631	10.2	50	5
Lofton	57	1072	18.8	77	8
McKellar	44	434	9.9	29	3
Beebe	32	414	12.9	34	6
Edwards	22	228	10.4	33	1
K. Davis	20	118	5.9	14	1
Metzelaars	5	54	10.8	51	2
Gardner	3	20	6.7	11	0
Rolle	3	10	3.3	5	2
Tasker	2	39	19.5	20	1
Alexander	1	7	7.0	7	0
BILLS	332	4140	12.5	77	39
OPP	299	3660	12.2	78	12

INTERCEPTIONS

	No.	Yds	Avg	Long	TD
Odomes	5	120	24.0	48	1
Talley	5	45	9.0	13	0
Jackson	4	31	7.8	15	0
L. Smith	3	22	7.3	22	0
Kelso	2	0	0.0	0	0
Bentley	1	58	58.0	58	0
Hale	1	0	0.0	0	0

	1	0	0.0	0	0
Hicks	1	0	0.0	0	0
Williams	1	0	0.0	0	0
BILLS	23	276	12.0	58	1
OPP	19	320	16.8	57	2

PUNTING

	No.	Yds	Avg	Net	Tb	In	Lg	B
Mohr	54	2085	38.6	36.1	4	12	58	0
BILLS	54	2085	38.6	36.1	4	12	58	0
OPP	70	2740	39.1	33.4	6	19	93	1

PUNT RETURNS

	Ref	FC	Yds	Avg	Long	TD
Edwards	13	9	69	5.3	21	0
Hicks	12	7	203	16.9	59	0
Odomes	1	0	9	9.0	9	0
BILLS	26	16	281	10.8	59	0
OPP	15	17	53	3.5	20	0

KICKOFF RETURNS

	No.	Yds	Avg	Long	TD
Edwards	31	623	20.1	91	1
Fuller	8	125	15.6	22	0
Beebe	7	121	17.3	24	0
K. Davis	4	73	18.3	23	0
Gardner	1	10	10.0	10	0
Taylor	1	18	18.0	18	0
Rolle	0	0	-	0	0
BILLS	52	970	18.7	91	1
OPP	62	1266	20.4	54	0

FIELD GOALS

	1-19	20-29	30-39	40-49	50+
Norwood	1-1	7-8	3-7	5-9	2-4
BILLS	1-1	7-8	3-7	5-9	2-4
OPP	3-3	13-13	5-9	5-6	1-4

Norwood: (25N)(50N,50G)(52G,25G,44G,48N)(36N,33G)(49N)(44G,25G)() () (19G,47N,21G,42G)(38G,21G)(42G,21G)(23G,29G)(31G)(49N,32N,36N,42G)() () (52N,37N)
OPPONENTS: (21G)(50N,25G,27G)(32G,39G,51N)(39N,19G)(28G,42G)(41G,40G,24G,22G)(26G,29G)(32G,53G,42G)(46N,36G,35N)(25G)(33G,28G)(50N,46G,32N)(19G,23G)(19G,28G)() (30N,21G)

USUAL STARTERS

OFFENSE

WR	80	James Lofton
LT	69	Will Wolford
LG	51	Jim Ritcher
C	67	Kent Hull
RG	65	John Davis
RT	75	Howard Ballard
TE	84	Keith McKellar
WR	83	Andre Reed
WR	82	Don Beebe
RB	34	Thurman Thomas
QB	12	Jim Kelly

DEFENSE

LE	96	Leon Seals
NT	91	Jeff Wright
RE	90	Phil Hansen
LOLB	97	Cornelius Bennett
LILB	58	Shane Conlan
RILB	54	Carlton Bailey
ROLB	56	Darryl Talley
LCB	47	Kirby Jackson
RCB	37	Nate Odomes
FS	38	Mark Kelso
SS	46	Leonard Smith

PASSING

	Att	Cmp	Yds	Cmp%	Yds/Att	TD	TD%	Int	Int%	Long	Sack/Lost	Rating
Kelly	474	304	3844	64.1	8.11	33	7.0	17	3.6	77	31/227	97.6
Reich	41	27	305	65.9	7.44	6	14.6	2	4.9	29	4/42	107.2
Mohr	1	1	-9	100.0	-9.00	0	0.0	0	0.0	-9	0/0	79.2
BILLS	516	332	4140	64.3	8.02	39	7.6	19	3.7	77	35/269	99.0
OPPONENTS	536	299	3660	55.8	6.83	12	2.2	23	4.3	78	31/246	66.6



1992 SEASON STATISTICS

11-5 | 2ND IN AFC EAST | AFC CHAMPIONS | HEAD COACH MARV LEVY

Date	W/L Score	Opponent	Attendance
9/6	W 40-7	LA Rams	79,001
9/13	W 34-31	at San Francisco	64,053
9/20	W 38-0	Indianapolis	77,781
9/27	W 41-7	at New England	52,527
10/4	L 10-37	at Miami	80,368
10/11	L 3-20	at LA Raiders	52,287
10/26	W 24-20	at NY Jets	68,181
11/1	W 16-7	New England	78,268
11/8	W 28-20	Pittsburgh	80,294
11/16	W 26-20	at Miami	70,629
11/22	W 41-14	Atlanta	80,004
11/29	L 13-16 (OT)	at Indianapolis	50,221
12/6	L 17-24	NY Jets	75,876
12/12	W 27-17	Denver	71,740
12/20	W 20-16	at New Orleans	68,591
12/27	L 3-27	at Houston	61,742

AFC WILDCARD PLAYOFF

1/3 W41-38(OT) Houston 75,141

AFC DIVISIONAL PLAYOFF

1/9 W 24-3 at Pittsburgh 60,407

AFC CHAMPIONSHIP GAME

1/17 W 29-10 at Miami 72,703

SUPER BOWL XXVII, ROSE BOWL

1/31 L 17-52 Dallas 98,374

TOTAL FIRST DOWNS

	BUF	OPP
Rushing	350	278
Passing	192	185
Penalty	25	16
3rd Down: Made/Att	80/202	84/218
3rd Down Pct.	39.6	38.5
4th Down: Made/Att	4/10	7/14
4th Down Pct.	40.0	50.0

POSSESSION AVG.

28:10 31:50

TOTAL NET YARDS

	5893	4064
Avg. Per Game	368.3	287.8
Total Plays	1087	991
Avg. Per Play	5.4	4.6

NET YARDS RUSHING

	2436	1395
Avg. Per Game	152.3	87.2
Total Rushes	549	427

NET YARDS PASSING

	3457	3209
Avg. Per Game	216.1	200.6
Sacked/Yards Lost	29/221	44/351
Gross Yards	3678	3560
Att./Completions	509/293	520/305
Completion Pct.	57.6	58.7
Had Intercepted	21	23

PUNTS/AVERAGE

60/42.2 79/43.9

NET PUNTING AVG.

36.8 36.5

PENALTIES/YARDS

103/775 118/933

FUMBLES/BALL LOST

30/17 29/12

TOUCHDOWNS

	44	31
Rushing	18	8
Passing	23	19
Returns	3	4

SCORE BY PERIOD

	Q1	Q2	Q3	Q4	OT	PTS
BILLS	77	118	105	81	0	381
OPPONENTS	46	101	72	61	3	283

SCORING	TD	Ru	Pa	Rt	K-PAT	FG	S	Pts
Christie	0	0	0	0	43/44	24/30	11	5
T. Thomas	12	9	3	0	0/0	0/0	0	72
K. Davis	6	6	0	0	0/0	0/0	0	36
Lofton	6	6	0	0	0/0	0/0	0	36
Metzelaars	6	6	0	0	0/0	0/0	0	36
Reed	3	3	0	0	0/0	0/0	0	18
Beebe	2	2	0	0	0/0	0/0	0	12
Frerotte	2	2	0	0	0/0	0/0	0	12
Gardner	2	0	2	0	0/0	0/0	0	12
Fina	1	0	1	0	0/0	0/0	0	6
Kelly	1	1	0	0	0/0	0/0	0	6
Lodish	1	0	0	1	0/0	0/0	0	6
Halle	0	0	0	0	0/0	0/0	1	2
BILLS	44	18	23	3	43/44	24/30	1	381
OPP	31	8	19	4	31/31	22/30	2	283

2-Pt. Conversions: BILLS 0-0, OPPONENTS 2-4

SACKS: Smith 14.0, Hansen 8.0, Wright 6.0, Bennett 4.0, Talley 4.0, Conlan 2.0, M. Patton 2.0, Bailey 1.0, Hicks 1.0, Odomes 1.0, Pike 1.0
BILLS: 44.0,
OPPONENTS: 29.0

RUSHING	No.	Yds	Avg	Long	TD
Thomas	312	1487	4.8	44	9
K. Davis	139	613	4.4	64	6
Gardner	40	166	4.2	19	2
Reed	8	65	8.1	24	0
Kelly	31	53	1.7	10	1
Fuller	6	39	6.5	15	0
Mohr	1	11	11.0	11	0
Tasker	1	9	9.0	9	0
Edwards	1	8	8.0	8	0
Beebe	1	-6	-6.0	-6	0
Reich	9	-9	-1.0	0	0
BILLS	549	2436	4.4	64	18
OPP	427	1395	3.3	29	8

RECEIVING	No.	Yds	Avg	Long	TD
Reed	65	913	14.0	51	3
Thomas	58	626	10.8	43	3
Lofton	51	786	15.4	50	6
Beebe	11	144	13.1	43	1
Metzelaars	30	298	9.9	53	6
K. Davis	15	80	5.3	22	0
McKeller	14	110	7.9	26	0
Lamb	7	139	19.9	53	0
Gardner	7	67	9.6	17	0
Awalt	4	34	8.5	10	0
Edwards	2	25	12.5	20	0
Tasker	2	24	12.0	17	0
Fuller	2	17	8.5	17	0
Frerotte	2	4	2.0	2	2
Fina	1	1	1.0	1	1
BILLS	293	3678	12.6	65	23
OPP	305	3560	11.7	57	19

INTERCEPTIONS	No.	Yds	Avg	Long	TD
Jones	8	263	32.9	82	2
Kelso	7	21	3.0	13	0
Odomes	5	19	3.8	10	0
Williams	2	15	7.5	15	0
Conlan	1	7	7.0	7	0
BILLS	23	325	14.1	82	2
OPP	21	423	20.1	103	2

PUNTING	No	Yds	Avg	Net	TB	In	Lg	B
Mohr	60	2531	42.2	36.8	7	13	61	0
BILLS	60	2531	42.2	36.8	7	13	61	0
OPP	79	3465	43.9	36.5	6	20	62	0

PUNT RETURNS	Ret	FC	Yds	Avg	Long	TD
Hicks	29	6	289	10.0	42	0
Hale	14	2	175	12.5	27	0
BILLS	43	8	464	10.8	42	0
OPP	22	18	185	8.4	17	0

KICKOFF RETURNS	No.	Yds	Avg	Long	TD
K. Davis	14	251	17.9	35	0
Edwards	12	274	22.8	34	0
Frerotte	1	0	0.0	0	0
Fuller	8	134	16.8	28	0
Hicks	1	5	5.0	5	0
Lamb	5	97	19.4	31	0
BILLS	41	761	18.6	35	0
OPP	60	1215	20.3	75	1

FIELD GOALS	1-19	20-29	30-39	40-49	50+
Christie	2-2	9-9	3-6	7-8	3-5
BILLS	2-2	9-9	3-6	7-8	3-5
OPP	1-1	7-7	4-8	8-11	2-3

Christie:(49G,38G)(41G,28G)(39N,52G)
 (42G,30G)(40G)(25G,36B,49N)(33G)(1)
 (26G,54G,53B,23G,19G)(47G,18G)(52G,44G)(26G)
 (29G,25G)(25G,50N,29G)(40G,33N)
 OPPONENTS:(1)(33N,24G,47N)(48N)(1)(30G,
 43G,34G)(45G,36G)(42G,40G)(1)(28G,49G)
 (21G,35N,50G)(37B,52G,37N,52N,23G,40G)
 (41G,45N)(26G)(35G,27G,42G)(28G,18G)

USUAL STARTERS

OFFENSE

WR	80	James Lofton
LT	69	Will Wolford
LG	51	Jim Ritcher
C	67	Kent Hull
RG	74	Glenn Parker
RT	75	Howard Ballard
TE	88	Pete Metzelaars (8)
	84	Keith McKeller (7)
WR	83	Andre Reed
WR/FB	82	Don Beebe (8)
	35	Carwell Gardner (7)
RB	34	Thurman Thomas
QB	12	Jim Kelly

DEFENSE

LE	90	Phil Hansen
NT	91	Jeff Wright
RE	78	Bruce Smith
LOLB	97	Cornelius Bennett
LILB	58	Shane Conlan
RILB	54	Carlton Bailey
ROLB	56	Darryl Talley
LCB	47	Kirby Jackson (9)
	31	James Williams (7)
RCB	37	Nate Odomes
FS	38	Mark Kelso
SS	20	Henry Jones

PASSING	Att	Cmp	Yds	Cmp%	Yds/Att	TD	TD%	Int	Int%	Long	Sack/Lost	Rating
Kelly	462	269	3457	58.2	7.48	23	5.0	19	4.1	65f	20/145	81.2
Reich	47	24	221	51.1	4.70	0	0.0	2	4.3	21	9/76	46.5
BILLS	509	293	3678	57.6	7.23	23	4.5	21	4.1	65f	29/221	78.0
OPPONENTS	520	305	3560	58.7	6.85	19	3.7	23	4.4	57	44/351	73.2



1993 SEASON STATISTICS

12-4 | 1ST IN AFC EAST | AFC CHAMPIONS | HEAD COACH MARV LEVY

Date	W/L Score	Opponent	Attendance
9/5	W 38-14	New England	79,751
9/12	W 13-10	at Dallas	63,226
9/26	L 13-22	Miami	79,635
10/3	W 17-14	NY Giants	79,283
10/11	W 35-7	Houston	79,613
10/24	W 19-10	at NY Jets	71,541
11/1	W 24-10	Washington	79,106
11/7	W 13-10(OT)	at New England	54,326
11/15	L 0-23	at Pittsburgh	60,265
11/21	W 23-9	Indianapolis	79,101
11/28	L 7-23	at Kansas City	74,452
12/5	L 24-25	LA Raiders	79,478
12/12	W 10-7	at Philadelphia	60,769
12/19	W 47-34	at Miami	71,597
12/26	W 16-14	NY Jets	70,817
1/2	W 30-10	at Indianapolis	43,028

AFC DIVISIONAL PLAYOFF
1/15 W 29-23 LA Raiders 61,923

AFC CHAMPIONSHIP GAME
1/23 W 30-13 Kansas City 76,642

SUPER BOWL XXVIII, GEORGIA DOME
1/30 L 13-30 Dallas 72,817

TOTAL FIRST DOWNS	BUF	OPP
Rushing	316	331
Passing	117	114
Penalty	176	199
3rd Down: Made/Att	23	18
3rd Down Pct.	98/225	107/235
4th Down: Made/Att	43.6	45.5
4th Down Pct.	5/8	6/18
4th Down: Pct.	62.5	33.3

POSSESSION AVG. 27:30 32:30

TOTAL NET YARDS	5260	5554
Avg. Per Game	328.8	347.1
Total Plays	1078	1119
Avg. Per Play	4.9	5.0

NET YARDS RUSHING	1943	1921
Avg. Per Game	121.4	120.1
Total Rushes	550	500

NET YARDS PASSING	3317	3633
Avg. Per Game	207.3	227.1
Sacked/Yards Lost	31/218	37/256
Gross Yards	3535	3889
Att./Completions	497/304	582/323
Completion Pct.	61.2	55.5
Had Intercepted	18	23

PUNTS/AVERAGE 74/40.4 65/41.8

NET PUNTING AVG. 36.0 35.1

PENALTIES/YARDS 94/630 99/681

FUMBLES/BALL LOST 26/17 35/24

TOUCHDOWNS	37	25
Rushing	12	7
Passing	20	18
Returns	5	0

SCORE BY PERIOD	Q1	Q2	Q3	Q4	OT	PTS
BILLS	64	113	51	98	3	329
OPPONENTS	71	62	67	42	0	242

SCORING	TD	R	Pa	Rt	K-PAT	FG	S	PTS
Christie	0	0	0	0	36/37	23/32	0	105
K. Davis	6	6	0	0	0/0	0/0	0	36
Reed	6	0	6	0	0/0	0/0	0	36
Thomas	6	6	0	0	0/0	0/0	0	36
Brooks	5	0	5	0	0/0	0/0	0	30
Metzelaars	4	0	4	0	0/0	0/0	0	24
Beebe	3	0	3	0	0/0	0/0	0	18
Jones	1	0	1	0	0/0	0/0	1	8
Copeland	1	0	1	0	0/0	0/0	0	6
Gardner	1	0	1	0	0/0	0/0	0	6
McKeller	1	0	1	0	0/0	0/0	0	6
Odomes	1	0	1	0	0/0	0/0	0	6
Talley	1	0	0	1	0/0	0/0	0	6
Washington	1	0	1	0	0/0	0/0	0	6
BILLS	37	120	5	36/37	23/32	321	329	
OPP	25	7	18	0	23/25	23/35	242	

SACKS: B. Smith 14.0, Bennett 5.0, Wright 4.5, Hansen 3.5, Barnett 2.0, Jones 2.0, Talley 2.0, Goganious 1.0, Parrella 1.0, M. Patton 1.0, Ladish 0.5, Washington 0.5

BILLS: 37-0

OPPONENTS: 31-0

RUSHING	No.	Yds	Avg	Long	TD
Thomas	335	1315	3.7	27	6
K. Davis	109	391	3.6	19	6
Kelly	36	102	2.8	17	0
Gardner	20	56	2.8	8	0
Turner	11	36	3.3	10	0
Brooks	3	30	10.0	15	0
Reed	9	21	2.3	15	0
Fina	1	-2	-2.0	-2	0
Reich	6	-6	-1.0	-1	0
BILLS	550	1943	3.5	27	12
OPP	500	1921	3.8	35	7

RECEIVING	No.	Yds	Avg	Long	TD
Metzelaars	68	609	9.0	51	4
Brooks	60	714	11.9	32	5
Reed	52	854	16.4	65t	6
Thomas	48	387	8.1	37	0
Beebe	31	504	16.3	65t	3
K. Davis	21	95	4.5	28	0
Copeland	13	242	18.6	60	0
Gardner	4	50	12.5	22	1
McKeller	3	35	11.7	13t	1
Tasker	2	26	13.0	22	0
Awalt	2	19	9.5	10	0
BILLS	304	3535	11.6	65t	20
OPP	323	3889	12.0	54t	18

INTERCEPTIONS	No.	Yds	Avg	Long	TD
Odomes	9	65	7.2	25	0
Talley	3	74	24.7	61t	1
Jones	2	92	46.0	85t	1
Darby	2	32	16.0	32	0
Williams	2	11	5.5	6	0
M. Patton	2	0	0.0	0	0
Washington	1	27	27.0	27t	1
Bennett	1	5	5.0	5	0
B. Smith	1	0	0.0	0	0
BILLS	23	306	13.3	85t	3
OPP	18	174	9.7	35	0

PUNTING	No.	Yds	Avg	Net	TB	In	Lg	B
Mohr	74	2991	40.4	36	4	19	58	0
BILLS	74	2991	40.4	36	4	19	58	0
OPP	65	2719	41.8	35	1	20	58	0

PUNT RETURNS	Ret	FC	Yds	Avg	Long	TD
Copeland	31	7	274	8.8	47t	1
Brooks	1	0	3	3.0	3	0
Tasker	1	0	0	0.0	0	0
BILLS	33	7	277	8.4	47t	1
OPP	29	24	247	8.5	27	0

KICKOFF RETURNS	No.	Yds	Avg	Long	TD
Copeland	24	436	18.2	28	0
Beebe	10	160	16.0	22	0
K. Davis	8	100	12.5	18	0
Lamb	2	40	20.0	23	0
Turner	1	10	10.0	10	0
BILLS	45	746	16.6	28	0
OPP	43	850	19.8	49	0

FIELD GOALS 1-19 20-29 30-39 40-49 50+

Christie 0-0 4-5 12-12 6-9 1-6

BILLS 0-0 4-5 12-12 6-9 1-6

OPP 3-3 8-11 9-12 3-8 0-1

Christie: (28G)(48G,35G)(40G,59G)(24G)(54N)(37G,33G,22G,30G)(58N,45G)(40N,27G,32G)((55N)(51N)(36G)(42N,29N,51N,34G)(38G,32G)(38G,36G,40G)(39G,49G,40G,40N)

OPPONENTS: ((49N,43G,30N)(30G,23G,24G,35N)((1)(33G)(19G,50N)(28N,27G,)(37G,19G,31G)(26G,22G,37G)(30G,22G,34G)(37G,35B,34G,26G,47G)(21N,45N)(41G,18G)(27N,41N,42N)(22G,49N)

USUAL STARTERS

OFFENSE		
WR	82	Don Beebe
LT	70	John Fina
LG	51	Jim Ritcher
C	67	Kent Hull
RG	65	John Davis
RT	75	Howard Ballard
TE	88	Pete Metzelaars
WR	83	Andre Reed
WR	80	Bill Brooks
RB	34	Thurman Thomas
QB	12	Jim Kelly

DEFENSE

LE	90	Phil Hansen (9)
	77	Oliver Barnett (6)
NT	91	Jeff Wright
RE	78	Bruce Smith
LOLB	97	Cornelius Bennett
LILB	53	Marvuc Patton
RILB	55	Mark Maddox (8)
	50	Keith Goganious (7)
ROLB	56	Darryl Talley
LCB	29	James Williams
RCB	37	Nate Odomes
FS	38	Mark Kelso
SS	20	Henry Jones

PASSING	Att	Cmp	Yds	Cmp%	Yds/Att	TD	TD%	Int	Int%	65t	Sack/Lost	Rating
Kelly	470	288	3382	61.3	7.20	18	3.8	18	3.8	65t	25/171	79.9
Reich	26	16	153	61.5	5.88	2	7.7	0	0.0	30t	6/47	103.5
Thomas	1	0	0	0.0	0.0	0	0.0	0	0.0	0	0/0	39.6
BILLS	497	304	3535	61.2	7.11	20	4.0	18	3.6	65t	31/218	81.0
OPPONENTS	582	323	3889	55.5	6.68	18	3.1	23	4.0	54t	37/256	70.0



1994 SEASON STATISTICS

7-9 | 4TH IN AFC EAST | HEAD COACH MARV LEVY

Date	W/L Score	Opponent	Attendance
9/4	L 3-23	NY Jets	79,460
9/11	W 38-35	at New England	60,274
9/18	W 15-7	at Houston	55,242
9/26	W 27-20	Denver	75,373
10/2	L 13-20	at Chicago	62,406
10/9	W 21-11	Miami	79,491
10/16	L 17-27	Indianapolis	79,404
10/30	W 44-10	Kansas City	79,501
11/6	L 17-22	at NY Jets	66,949
11/14	L 10-23	at Pittsburgh	59,019
11/20	W 29-20	Green Bay	79,029
11/24	L 21-35	at Detroit	75,672
12/4	W 42-31	at Miami	69,358
12/11	L 17-21	Minnesota	66,501
12/18	L 17-41	New England	56,784
12/24	L 9-10	at Indianapolis	38,458

TOTAL FIRST DOWNS	BUF	OPP
Rushing	319	294
Passing	107	82
Penalty	181	199
	31	13

3rd Down: Made/Att	96/222	91/217
3rd Down Pct.	43.2	41.9
4th Down: Made/Att	5/16	12/18
4th Down: Pct.	31.3	66.7

POSSESSION AVG.	29:21	30:39
-----------------	-------	-------

TOTAL NET YARDS	5244	5175
Avg. Per Game	327.8	323.4
Total Plays	1066	1007
Avg. Per Play	4.9	5.1

NET YARDS RUSHING	1831	1515
Avg. Per Game	114.4	94.7
Total Rushes	483	447

NET YARDS PASSING	3413	3660
Avg. Per Game	213.3	228.8
Sacked/Yards Lost	41/301	25/152
Gross Yards	3714	3812
Att./Completions	542/342	535/314
Completion Pct.	63.1	58.7
Had Intercepted	21	16

PUNTS/AVERAGE	67/41.8	69/42.3
---------------	---------	---------

NET PUNTING AVG.	36.0	34.1
------------------	------	------

PENALTIES/YARDS	92/631	101/770
-----------------	--------	---------

FUMBLES/BALL LOST	30/13	23/12
-------------------	-------	-------

TOUCHDOWNS	38	40
Rushing	14	10
Passing	23	26
Returns	1	4

SCORE BY PERIOD	Q1	Q2	Q3	Q4	OT	PTS
BILLS	82	120	69	69	0	340
OPPONENTS	46	115	87	108	0	356

SCORING	TD	Ru	Pa	Rt	K-PAT	FG	S	Pts
Christie	0	0	0	0	38/38	24/28	110	
Thomas	9	7	2	0	0/0	0/0	54	
Reed	8	0	8	0	0/0	0/0	48	
Metzelaars	5	0	5	0	0/0	0/0	30	
Beebe	4	0	4	0	0/0	0/0	24	
Gardner	4	4	0	0	0/0	0/0	24	
Bi. Brooks	2	0	2	0	0/0	0/0	12	
K. Davis	2	0	0	0	0/0	0/0	12	
Copeland	1	0	1	0	0/0	0/0	6	
Kelly	1	0	0	0	0/0	0/0	6	
Lodish	1	0	0	1	0/0	0/0	6	
T.urner	1	0	1	0	0/0	0/0	6	
BILLS	38	14	23	1	38/38	24/28	340	
OPP	40	10	26	4	34/36	26/30	356	

2-Pt. Conversions: **BILLS** 0-0, **OPPONENTS** 2-4

SACKS:	B. Smith	10.0,	Hansen	5.5,	Bennett	5.0,
	Wright <td>2.0, <td>Jones <td>1.0, <td>Barnett <td>1.0,</td> </td></td></td></td>	2.0, <td>Jones <td>1.0, <td>Barnett <td>1.0,</td> </td></td></td>	Jones <td>1.0, <td>Barnett <td>1.0,</td> </td></td>	1.0, <td>Barnett <td>1.0,</td> </td>	Barnett <td>1.0,</td>	1.0,
	Washington <td>0.5</td> <td></td> <td></td> <td></td> <td></td>	0.5				
BILLS:	25.0					
OPPONENTS:	41.0					

RUSHING	No.	Yds.	Avg.	Long	TD
T. Thomas	287	1093	3.8	29	7
K. Davis	91	381	4.2	60	2
Gardner	41	135	3.3	13	4
Reed	10	87	8.7	20	0
Kelly	25	77	3.1	18	1
Jourdain	17	56	3.3	16	0
Beebe	2	11	5.5	6	0
T.urner	2	4	2.0	4	0
Reich	6	3	0.5	5	0
Copeland	1	-7	-7.0	-7	0
Mohr	1	-9	-9.0	-9	0
BILLS	483	1831	3.8	60	14
OPP	447	1515	3.4	28	10

RECEIVING	No.	Yds.	Avg.	Long	TD
Reed	90	1303	14.5	83†	8
T. Thomas	50	349	7.0	28	2
Metzelaars	49	428	8.7	35†	5
Bi. Brooks	42	482	11.5	32	2
Beebe	32	416	13.0	72	4
Copeland	21	255	12.1	35	1
K. Davis	18	82	4.6	12	0
Gardner	11	89	8.1	21	0
Jourdain	10	56	5.6	18	0
Marrow	5	44	8.8	14	0
L. Johnson	3	42	14.0	21	0
D. Thomas	2	31	15.5	17	0
Turner	1	26	26.0	26†	1
BILLS	342	3714	10.9	83†	23
OPP	314	3812	12.1	57	26

INTERCEPTIONS	No.	Yds.	Avg.	Long	TD
Darby	4	20	5.0	20	0
Washington	3	36	12.0	36	0
Jones	2	45	22.5	45	0
Burriss	2	24	12.0	24	0
M. Patton	2	8	4.0	8	0
Maddox	1	11	11.0	11	0
T. Smith	1	4	4.0	4	0
B. Smith	1	0	0.0	0	0
BILLS	16	175	10.9	45	0
OPP	21	262	12.5	37†	2

PUNTING	No.	Yds.	Avg.	Net	TB	In	Lg	B
Mohr	67	2799	41.8	36.0	3	13	71	0
BILLS	67	2799	41.8	36.0	3	13	71	0
OPP	69	2916	42.3	34.1	11	19	67	0

PUNT RETURNS	Ret	FC	Yds	Avg	Long	TD
Burriss	32	6	332	10.4	57	0
Copeland	1	2	11	11.0	11	0
BILLS	33	8	343	10.4	57	0
OPP	38	11	324	8.5	31	0

KICKOFF RETURNS	No.	Yds	Avg	Long	TD
Jourdain	27	601	22.3	42	0
Beebe	12	230	19.2	35	0
Copeland	12	232	19.3	32	0
Bu. Brooks	9	162	18.0	25	0
T.urner	6	102	17.0	23	0
Pike	2	9	4.5	9	0
K. Davis	1	0	0.0	0	0
Gardner	1	6	6.0	6	0
M. Patton	1	1	1.0	1	0
Tasker	1	2	2.0	2	0
BILLS	72	1345	18.7	42	0
OPP	72	1455	20.2	45	0

FIELD GOALS	1-19	20-29	30-39	40-49	50+
Christie	0-0	11-12	6-7	5-7	2-2
BILLS	0-0	11-12	6-7	5-7	2-2
OPP	0-0	11-11	8-11	6-7	1-1

Christie : (27G)|(32G|(37G,42G,48G,29G,48G)|(36G,28G)|(28G,30G)|(23G)|(49G,26G,24G)|(39G)|(52G,32B)|(38G,51G,25N)|(1)|(41G)|(24G)|(49N,20G,21G,24G,46N)
 OPPONENTS : (27G,42G,22G)|(1)|(41N,28G ,43G)|(50G,20G)|(40G,37N)|(43G,33G)|(22G)|(26G,45G,41G)|(39G,39G,30G)|(1)|(23G)|(30G,38G,30G,25G,22G)|(33G,20G)|(38B,31N,22G)

USUAL STARTERS

OFFENSE

WR	82	Don Beebe
LT	70	John Fina
LG	68	Corbin Lacinia
C	67	Kent Hull
RG	65	John Davis
RT	74	Glenn Parker
TE	88	Pete Metzelaars
WR	83	Andre Reed
WR/FB	80	Bill Brooks (10)
	35	Carwell Gardner (6)
RB	34	Thurman Thomas
QB	12	Jim Kelly

DEFENSE

LE	90	Phil Hansen
NT	91	Jeff Wright
RE	78	Bruce Smith
LOLB	97	Cornelius Bennett
LILB	53	Marcus Patton
RILB	55	Mark Maddox
ROLB	56	Darryl T alley
LCB	25	Mickey Washington
RCB	28	Thomas Smith
FS	43	Matt Darby
SS	20	Henry Jones

PASSING	Att	Cmp	Yds	Cmp%	Yds/Att	TD	TD%	Int	Int%	Long	Sack/Lost	Rating
Kelly	448	285	3114	63.6	6.95	22	4.9	17	3.8	83†	34/244	84.6
Reich	93	56	568	60.2	6.11	1	1.1	4	4.3	47	7/57	63.4
Reed	1	1	32	100.0	32.0	0	0.0	0	0.0	32	0/0	118.8
BILLS	542	342	3714	63.1	6.85	23	4.2	21	3.9	83†	41/301	81.2
OPPONENTS	535	314	3812	58.7	7.13	26	4.9	16	3.0	57	25/152	84.4



1995 SEASON STATISTICS

10-6 | 1ST IN AFC EAST | HEAD COACH MARV LEVY

Date	W/L Score	Opponent	Attendance
9/3	L 7-22	at Denver	75,157
9/10	W 31-9	Carolina	79,190
9/17	W 20-14	Indianapolis	62,499
10/2	W 22-19	at Cleveland	76,211
10/8	W 29-10	NY Jets	79,485
10/15	W 27-21	Seattle	74,362
10/23	L 14-27	at New England	60,203
10/29	L 6-23	at Miami	71,060
11/5	W 16-10	at Indianapolis	59,612
11/12	W 23-17	Aflanta	62,690
11/19	W 28-26	at NY Jets	54,436
11/26	L 25-35	New England	69,384
12/3	L 17-27	at San Francisco	65,568
12/10	W 45-27	at St. Louis	64,623
12/17	W 23-20	Miami	79,531
12/24	L 17-28	Houston	45,253

AFC WILD CARD PLAYOFF	Opponent	Attendance
12/30 W 37-22	Miami	73,103
AFC DIVISIONAL PLAYOFF		
1/6 L 21-40	at Pittsburgh	59,072

TOTAL FIRST DOWNS	BUF	OPP
Rushing	300	287
Passing	130	93
Penalty	142	180
3rd Down: Made/Att	28	14
3rd Down Pct.	71/225	84/244
4th Down: Made/Att	31.6	34.4
4th Down: Pct.	7/13	13/23
Possession Avg.	53.8	56.5

TOTAL NET YARDS	BUF	OPP
Avg. Per Game	5117	5128
Total Plays	319.8	320.5
Avg. Per Play	1059	1084
	4.8	4.7

NET YARDS RUSHING	BUF	OPP
Avg. Per Game	1993	1626
Total Rushes	124.6	101.6
	521	453

NET YARDS PASSING	BUF	OPP
Avg. Per Game	3124	3502
Sacked/Yards Lost	195.3	218.9
Gross Yards	32/224	49/362
Att./Completions	3348	3864
Completion Pct.	506/279	582/310
Had Intercepted	55.1	53.3
	14	17

PUNTS/AVERAGE	BUF	OPP
	86/40.4	90/42.8

NET PUNTING AVG.	BUF	OPP
	36.2	35.1

PENALTIES/YARDS	BUF	OPP
	89/672	115/890

FUMBLES/BALL LOST	BUF	OPP
	25/12	23/11

TOUCHDOWNS	BUF	OPP
Rushing	37	33
Passing	10	16
Returns	-24	14
	3	3

SCORE BY PERIOD	Q1	Q2	Q3	Q4	OT	PTS
BILLS	73	115	97	65	0	350
OPPONENTS	64	79	89	103	0	335

SCORING	TD	R	Pa	Rt	K-PAT	FG	S	Pts
Christie	0	0	0	0	33/3531/40	126		
Brooks	11	0	11	0	0/0	0/0	66	
Thomas	8	6	2	0	0/0	0/0	0	48
Holmes	4	4	0	0	0/0	0/0	0	24
Armour	3	0	3	0	0/0	0/0	0	18
Reed	3	0	3	0	0/0	0/0	0	18
Tasker	3	0	3	0	0/0	0/0	0	18
Gardner	1	0	0	1	* 0/0	0/0	0	8
Bennett	1	0	0	1	0/0	0/0	0	6
Copeland	1	0	1	0	0/0	0/0	0	6
Johnson	1	0	1	0	0/0	0/0	0	6
Schulz	1	0	0	1	0/0	0/0	0	6
BILLS	37	10	24	3	33/3531/40	350		
OPP	33	16	14	3	29/2934/431	335		

2-Pt Conversions: Bills 1-2, OPP 2-4

SACKS: Paup	17.5	B. Smith	10.5	Hansen	10.0
Jeffcoat	2.5	Washington	2.5		
Bennett	2.0	Rogers	2.0	D. White	1.0
Wilson	1.0				
BILLS:	49.0				
OPPONENTS:	32.0				

RUSHING	No.	Yds	Avg	Long	TD
Thomas	267	1005	3.8	49	6
Holmes	172	698	4.1	38t	4
Gardner	20	77	3.9	17	0
Tasker	8	74	9.3	17	0
Reed	7	48	6.9	14	0
Jourdain	8	31	3.9	19	0
Collins	9	23	2.6	10	0
Kelly	17	20	1.2	17	0
Tindale	5	16	3.2	6	0
Brooks	3	7	2.3	9	0
Copeland	1	-1	-1.0	-1	0
Armour	4	-5	-1.2	6	0
BILLS	521	1993	3.8	49	10
OPP	453	1626	3.6	39	16

RECEIVING	No.	Yds	Avg	Long	TD
Brooks	53	763	14.4	51t	11
Johnson	49	504	10.3	52	1
Copeland	42	646	15.4	77t	1
Armour	26	300	11.5	28t	3
T. Thomas	26	220	8.5	60	2
Reed	24	312	13.0	41t	3
Holmes	24	214	8.9	47	0
Tasker	20	255	12.8	43	3
Cline	8	64	8.0	17	0
Coons	3	28	9.3	13	0
Gardner	2	17	8.5	13	0
D. Thomas	1	18	18.0	18	0
Jourdain	1	7	7.0	7	0
BILLS	279	3348	12.0	77t	24
OPP	310	3864	12.5	54t	14

INTERCEPTIONS	No.	Yds	Avg	Long	TD
Schulz	6	48	8.0	32t	1
Darby	2	37	18.5	37	0
T. Smith	2	23	11.5	13	0
Paup	2	0	0.0	0	0
Bennett	1	69	69.0	69t	1
Burriss	1	19	19.0	19	0
Evans	1	18	18.0	18	0
Jones	1	10	10.0	10	0
White	1	9	9.0	9	0
BILLS	17	233	13.7	69t	2
OPP	14	187	13.4	49	0

PUNTING	No.	Yds	Avg	Net	TB	In	Lg	B
Mohr	86	3473	40.4	36.2	7	23	60	0
BILLS	86	3473	40.4	36.2	7	23	60	0
OPP	90	3854	42.8	35.1	11	19	73	0

PUNT RETURNS	Ret	FC	Yds	Avg	Long	TD
Burriss	20	1	229	11.5	40	0
Tasker	17	7	204	12.0	44	0
Brooks	6	2	35	5.8	15	0
Copeland	2	1	8	4.0	7	0
Jourdain	1	0	0	0.0	0	0
D. Thomas	1	0	0	0.0	0	0
BILLS	47	11	476	10.1	44	0
OPP	23	30	224	9.7	69t	1

KICKOFF RETURNS	No.	Yds	Avg	Long	TD
Holmes	39	799	20.5	42	0
Jourdain	19	348	18.3	41	0
Tindale	6	62	10.3	20	0
Green	2	37	18.5	22	0
Cline	1	11	11.0	11	0
Irvin	1	12	12.0	12	0
Louchiey	1	13	13.0	13	0
Pike	1	20	20.0	20	0
BILLS	70	1302	18.6	42	0
OPP	73	1615	22.1	46	0

FIELD GOALS	1-19	20-29	30-39	40-49	50+
Christie	0-0	13-14	13-15	3-6	2-5
BILLS	0-0	13-14	13-15	3-6	2-5
OPP	0-0	11-11	15-19	3-8	5-5

Christie: () (39G) (35G, 38G) (38G, 31G, 22N, 33G) (38G, 44N, 24G, 32G, 51G, 27G) (50N, 43G, 26G) (23G, 23G, 47N) (32G, 32G) (39G, 23G, 33G, 50N, 38N) (23G, 38G, 21G) (42N, 32N) (51G, 48G) (23G) (50N, 28G) (20G, 24G, 25G) (44G)
 OPPONENTS: () (22G, 52G, 20G, 38N, 38G, 37G) (32N, 34G, 52G, 32G) (39B) (43N, 32G, 47G, 23G, 38G) (26G, 33N) () (39G, 42B, 24G) (24G, 32G, 22G) (37G) (44N, 50G, 49B) (30G, 35G) (29G, 43G) (46N, 20G, 40G) (28G, 37G, 51G, 25G) (50G, 30G) (39G, 33G)

USUAL STARTERS

OFFENSE

WR	85	Russell Copeland
LT	70	John Fina
LG	79	Ruben Brown
C	67	Kent Hull
RG	60	Jerry Ostroski
RT	74	Glenn Parker
TE	84	Lonnnie Johnson
WR	80	Bill Brooks
WR	81	Justin Armour (9)
	83	Andre Reed (6)
RB	34	Thurman Thomas
QB	12	Jim Kelly

DEFENSE

LE	90	Phil Hansen
NT	92	Ted Washington
RE	78	Bruce Smith
LOLB	95	Bryce Paup
LILB	58	Marlo Perry
RILB	97	Cornelius Bennett
ROLB	59	Sam Rogers
LCB	22	Jeff Burriss
RCB	28	Thomas Smith
FS	24	Kurt Schulz
SS	20	Henry Jones
ROLB	59	Sam Rogers

PASSING	Att	Cmp	Yds	Cmp%	Yds/Att	TD	TD%	Int	Int%	Long	Sack/Lost	Rating
Kelly	458	255	3130	55.7	6.83	22	4.8	13	2.8	77t	26/181	81.1
Collins	29	14	112	48.3	3.86	0	0.0	1	3.4	18	6/43	44.0
Van Pelt	18	10	106	55.6	5.89	2	11.1	0	0.0	19t	0/0	110.0
Armour	1	0	0	0.0	0.00	0	0.0	0	0.0	0	0/0	39.6
BILLS	506	279	3348	55.1	6.62	24	4.7	14	2.8	77t	32/224	79.9
OPPONENTS	582	310	3864	53.3	6.64	14	2.4	17	2.9	54t	49/362	70.0



1996 SEASON STATISTICS

10-6 | 2ND IN AFC EAST | HEAD COACH MARV LEVY

Date	W/L Score	Opponent	Attendance
9/1	W 23-20 (OT)	at NY Giants	74,218
9/8	W 17-10	New England	78,104
9/16	L 6-24	at Pittsburgh	59,002
9/22	W 10-7	Dallas	78,098
10/6	W 16-13 (OT)	Indianapolis	79,401
10/13	L 7-21	Miami	79,642
10/20	W 25-22	at NY Jets	49,775
10/27	L 25-28	at New England	58,858
11/3	W 38-13	Washington	78,002
11/10	W 24-17	at Philadelphia	66,613
11/17	W 31-17	Cincinnati	75,549
11/24	W 35-10	NY Jets	60,854
12/1	L 10-13 (OT)	at Indianapolis	53,804
12/8	L 18-26	at Seattle	41,373
12/16	L 14-16	at Miami	67,016
12/22	W 20-9	Kansas City	68,671

AFC WILD CARD PLAYOFF

12/28	L 27-30	Jacksonville	70,213
-------	---------	--------------	--------

	BUF	OPP
TOTAL FIRST DOWNS	294	283
Rushing	128	94
Passing	149	168
Penalty	17	21
3rd Down: Made/Att	83/238	92/259
3rd Down Pct.	34.9	35.5
4th Down: Made/Att	9/14	5/17
4th Down: Pct.	64.3	29.4

POSSESSION AVG.	28:40	31:20
------------------------	-------	-------

TOTAL NET YARDS	5119	4737
Avg. Per Game	319.9	296.1
Total Plays	1094	1105
Avg. Per Play	4.7	4.3

NET YARDS RUSHING	1901	1669
Avg. Per Game	118.8	104.3
Total Rushes	563	495

NET YARDS PASSING	3218	3068
Avg. Per Game	201.1	191.8
Sacked/Yards Lost	48/340	48/341
Gross Yards	3558	3409
Att./Completions	483/279	562/292
Completion Pct.	57.8	52.0
Had Intercepted	24	14

PUNTS/AVERAGE	101/41.5	102/43.2
----------------------	----------	----------

NET PUNTING AVG.	36.5	36.7
-------------------------	------	------

PENALTIES/YARDS	106/831	86/607
------------------------	---------	--------

FUMBLES/BALL LOST	25/13	23/14
--------------------------	-------	-------

TOUCHDOWNS	35	28
Rushing	14	12
Passing	18	11
Returns	3	5

SCORE BY PERIOD	Q1	Q2	Q3	Q4	OT	PTS
BILLS	37	110	77	89	6	319
OPPONENTS	70	63	39	91	3	266

SCORING	TD	Ru	Pa	Rt	K-PAT	FG	S	Pts
Christie	0	0	0	0	33/33	24/29	0	105
T. Thomas	8	8	0	0	0/0	0/0	0	48
Reed	6	0	6	0	0/0	0/0	0	36
Holmes	5	4	1	0	1*	0/0	0	32
Early	4	0	4	0	1*	0/0	0	26
Moulds	3	0	2	1	0/0	0/0	0	18
Tasker	3	0	3	0	0/0	0/0	0	18
Kelly	2	2	0	0	0/0	0/0	0	12
Brantley	1	0	1	0	0/0	0/0	0	6
Cline	1	0	1	0	0/0	0/0	0	6
Northern	1	0	0	1	0/0	0/0	0	6
White	1	0	0	1	0/0	0/0	0	6
BILLS	35	14	18	3	33/33	24-29	319	
OPP	28	12	11	5	25/26	23/36	1 266	

2-Pt Conversions **BILLS** 2-2, **OPP** 1-2

SACKS: B. Smith 13.5, Hansen 8.0, Paup 6.0, Jeffcoat 5.0, Northern 5.0, Rogers 3.5, Washington 3.5, Irvin 2.0, Kerner 1.0, White 0.5

BILLS: 48.0,
OPPONENTS: 48.0

RUSHING	No.	Yds	Avg	Long	TD
T. Thomas	281	1033	3.7	36	8
Holmes	189	571	3.0	37	4
Kelly	19	66	3.5	22	2
Tindale	14	49	3.5	15	0
Moulds	12	44	3.7	11	0
Collins	21	43	2.0	10	0
Early	3	39	13.0	29	0
Tasker	9	31	3.4	11	0
Reed	8	22	2.8	13	0
Bratton	4	8	2.0	5	0
Van Pelt	3	-5	-1.7	-1	0
BILLS	563	1901	3.4	37	14
OPP	495	1669	3.4	51	12

RECEIVING	No.	Yds	Avg	Long	TD
Reed	66	1036	15.7	67†	6
Early	50	798	16.0	95†	4
Johnson	46	457	9.9	33	0
T. Thomas	26	254	9.8	69	0
Tasker	21	372	17.7	62	3
Moulds	20	279	14.0	47	2
Cline	19	117	6.2	15	1
Holmes	16	102	6.4	20	1
Copeland	7	85	12.1	31	0
Brantley	5	47	9.4	22†	1
Coons	1	12	12.0	12	0
Louchiey	1	0	0.0	0	0
Tindale	1	-1	-1.0	-1	0
BILLS	279	3558	12.8	95†	18
OPP	292	3409	11.7	61	11

INTERCEPTIONS	No.	Yds	Avg	Long	TD
Schulz	4	24	6.0	19	0
Martin	2	35	17.5	31	0
Stevens	2	0	0.0	0	0
Burris	1	28	28.0	28	0
Spielman	1	14	14.0	14	0
Kerner	1	6	6.0	6	0
Perry	1	6	6.0	6	0
Jackson	1	0	0.0	0	0
T. Smith	1	0	0.0	0	0
BILLS	14	113	8.1	31	0
OPP	24	498	20.8	91†	4

PUNTING	No	Yds	Avg	Net	TB	In	Lg	B
Mohr	101	4194	41.5	36.5	13	27	80	0
BILLS	101	4194	41.5	36.5	13	27	80	0
OPP	102	4406	43.2	36.7	12	27	66	1

PUNT RETURNS	Ret	FC	Yds	Avg	Long	TD
Burris	27	7	286	10.6	45	0
Copeland	14	7	119	8.5	19	0
Tasker	2	1	18	9.0	12	0
BILLS	43	15	423	9.8	45	0
OPP	40	25	246	6.2	87†	1

KICKOFF RETURNS	No.	Yds	Avg	Long	TD
Moulds	52	1205	23.2	97†	1
Copeland	6	136	22.7	47	0
BILLS	58	1341	23.1	97†	1
OPP	65	1255	19.3	32	0

FIELD GOALS	1-19	20-29	30-39	40-49	50+
Christie	0-0	5-6	12-14	7-8	0-1
BILLS	0-0	5-6	12-14	7-8	0-1
OPP	2-2	8-11	6-10	7-12	0-1

Christie: (28G,39G,34G)|(33G,37N)|(31G,45G)
 (32G)|(42G,37G,39G)()
 (48G,32G,36N,47G,23G,33G,47G)|(33G)|(33G,50N)
 (38G)|(22G)()|(24G)|(22G)|(20N)|(41G,48N,42G)
 OPPONENTS: (22G,34G)|(42G,45N,25N,47B)
 (30G,37B,24B)|(36B)|(46N,44G,41G)|(33N)
 (43N)|(40G,32G,54N)()|(23G)|(30G)|(25G)
 (33N,41B,25G,49G)|(27N,41G,38G,22G,30G)
 (29G,41G,18G)|(19G,24G,26G)

USUAL STARTERS

OFFENSE

WR	88	Quinn Early
TE	86	Tony Cline
LT	70	John Fina
LG	79	Ruben Brown
C	67	Kent Hull
RG	60	Jerry Ostroski
RT	74	Glenn Parker
TE	84	Lonnie Johnson
WR	83	Andy Reed
RB	34	Thurman Thomas
QB	12	Jim Kelly

DEFENSE

LE	90	Phil Hansen
NT	92	Ted Washington
RE	78	Bruce Smith
LOLB	95	Bryce Paup
LILB	54	Chris Spielman
RILB	55	Mark Maddox
ROLB	59	Sam Rogers
LCB	22	Jeff Burris
RCB	28	Thomas Smith
FS	24	Kurt Schulz
SS	23	Matt Stevens

PASSING	Att	Cmp	Yds	Cmp%	Yds/Att	TD	TD%	Int	Int%	Long	Sack/Lost	Rating
Kelly	379	222	2810	58.6	7.41	14	3.7	19	5.0	67†	37/287	73.2
Collins	99	55	739	55.6	7.46	4	4.0	5	5.1	95†	11/53	71.9
Van Pelt	5	2	9	40.0	1.80	0	0.0	0	0.0	5	0/0	47.9
BILLS	483	279	3558	57.8	7.37	18	3.7	24	5.0	95†	48/340	72.6
OPPONENTS	562	292	3409	52.0	6.07	11	2.0	14	2.5	61	48/341	66.8



1997 SEASON STATISTICS

6-10 | 4TH IN AFC EAST | HEAD COACH MARV LEVY

Date	W/L Score	Opponent	Attendance
8/31	L 13-34	Minnesota	79,139
9/7	W 28-22	at NY Jets	72,988
9/14	L 16-22	at Kansas City	78,169
9/21	W 37-35	Indianapolis	55,340
10/5	W 22-13	Detroit	78,025
10/12	L 6-33	at New England	59,802
10/20	W 9-6	at Indianapolis	61,139
10/26	L 20-23 (OT)	Denver	78,458
11/2	W 9-6	Miami	78,011
11/9	L 10-31	New England	65,783
11/17	L 13-30	at Miami	74,155
11/23	L 14-31	at Tennessee	23,571
11/30	W 20-10	NY Jets	47,776
12/7	L 3-20	at Chicago	39,784
12/14	L 14-20	Jacksonville	41,231
12/20	L 21-31	at Green Bay	60,108

TOTAL FIRST DOWNS	BUF	OPP
Rushing	98	85
Passing	144	160
Penalty	26	20
3rd Down: Made/Att	53/212	85/240
3rd Down Pct.	25.0	35.4
4th Down: Made/Att	11/29	7/16
4th Down: Pct.	37.9	43.8

POSSESSION AVG.	27:59	32:01
-----------------	-------	-------

TOTAL NET YARDS	4657	4853
Avg. Per Game	291.1	303.3
Total Plays	1014	1041
Avg. Per Play	4.6	4.7

NET YARDS RUSHING	1782	1792
Avg. Per Game	111.4	112.0
Total Rushes	422	493

NET YARDS PASSING	2875	3061
Avg. Per Game	179.7	191.3
Sacked/Yards Lost	46/338	46/344
Gross Yards	3213	3405
Att./Completions	546/293	502/287
Completion Pct.	53.7	57.2
Had Intercepted	25	15

PUNTS/AVERAGE	91/41.4	86/42.0
---------------	---------	---------

NET PUNTING AVG.	36.0	36.1
------------------	------	------

PENALTIES/YARDS	92/742	98/992
-----------------	--------	--------

FUMBLES/BALL LOST	39/17	23/7
-------------------	-------	------

TOUCHDOWNS	26	37
Rushing	12	11
Passing	14	17
Returns	0	9

SCORE BY PERIOD	Q1	Q2	Q3	Q4	OT	PTS
BILLS	19	66	45	125	0	255
OPPONENTS	78	118	68	100	3	367

SCORING	Td	Ru	Pa	Rt	K-PAT	FG	S	Pts
Christie	0	0	0	0	21/21	24/30	0	93
A. Smith	8	8	0	0	0/0	0/0	0	48
Early	5	0	5	0	0/0	0/0	0	30
Reed	5	0	5	0	0/0	0/0	0	30
Riemersma	2	0	2	0	1*	0/0	0	14
Holmes	2	2	0	0	0/0	0/0	0	12
Johnson	2	2	0	0	0/0	0/0	0	12
T. Thomas	1	1	0	0	0/0	0/0	0	6
Van Pelt	1	1	0	0	0/0	0/0	0	6
Hansen	0	0	0	0	0/0	0/0	1	2
Moulds	0	0	0	0	1*	0/0	0	2
BILLS	26	12	14	0	21/21	24/30	1	255
OPP	37	11	17	9	34/35	37/46	3	367

2-Pt Conversions: BILLS 2-5, OPP 0-2

SACKS: B. Smith 14.0, Paup 9.5, Hansen 6.0, Moran 4.5, Washington 4.0, Rogers 3.5, Jones 2.0, Holecsek 1.5, Covington 0.5, Jeffcoat 0.5
BILLS: 46.0
OPPONENTS: 46.0

RUSHING	No.	Yds	Avg	Long	TD
A. Smith	194	840	4.3	56t	8
T. Thomas	154	643	4.2	24	1
Holmes	22	106	4.8	19	2
Collins	30	77	2.6	11	0
Moulds	4	59	14.8	29	0
Van Pelt	11	33	3.0	9	1
Reed	3	11	3.7	9	0
Hobert	2	7	3.5	7	0
Johnson	1	6	6.0	6	0
Mohr	1	0	0.0	0	0
BILLS	422	1782	4.2	56t	12
OPP	493	1792	3.6	78t	11

RECEIVING	No.	Yds	Avg	Long	TD
Reed	60	880	14.7	77t	5
Early	60	853	14.2	45	5
Johnson	41	340	8.3	62t	2
T. Thomas	30	208	6.9	30	0
Moulds	29	294	10.1	32	0
A. Smith	28	177	6.3	19	0
Riemersma	26	208	8.0	22	2
Holmes	13	106	8.2	22	0
Tindale	4	105	26.3	45	0
Cline	1	29	29.0	29	0
Reese	1	13	13.0	13	0
BILLS	293	3213	11.0	77t	14
OPP	287	3405	11.9	60	17

INTERCEPTIONS	No.	Yds	Avg	Long	TD
Irvin	2	28	14.0	28	0
Schultz	2	23	11.5	21	0
Kerner	2	20	10.0	20	0
Burriss	2	19	9.5	10	0
Moran	2	12	6.0	12	0
Maddox	1	25	25.0	25	0
Martin	1	12	12.0	12	0
Spielman	1	8	8.0	8	0
Covington	1	6	6.0	6	0
Perry	1	4	4.0	4	0
BILLS	15	157	10.5	28	0
OPP	25	359	14.4	62t	3

PUNTING	No.	Yds	Avg	Net	TB	In	Lg	B
Mohr	90	3764	41.8	36.0	6	24	59	1
BILLS	91	3764	41.4	36.0	6	24	59	1
OPP	86	3608	42.0	36.1	8	33	65	1

PUNT RETURNS	Ret	FC	Yds	Avg	Long	TD
Burriss	21	8	198	9.4	32	0
Tasker	12	9	113	9.4	47	0
Galloway	2	2	15	7.5	15	0
Moulds	2	0	20	10.0	10	0
Jackson	1	0	0	0.0	0	0
Jones	1	0	0	0.0	0	0
BILLS	39	19	346	8.9	47	0
OPP	44	24	366	8.3	29	0

KICKOFF RETURNS	No.	Yds	Avg	Long	TD
Moulds	43	921	21.4	53	0
Holmes	23	430	18.7	36	0
Galloway	6	130	21.7	30	0
Burriss	1	10	10.0	10	0
Cline	1	0	0.0	0	0
Coons	1	12	12.0	12	0
Pike	1	11	11.0	11	0
Tasker	1	12	12.0	12	0
Wiley	1	12	12.0	12	0
BILLS	78	1538	19.7	53	0
OPP	55	1385	25.2	96t	3

FIELD GOALS	1-19	20-29	30-39	40-49	50+
Christie	0-0	6-6	9-12	8-10	1-2
BILLS	0-0	6-6	9-12	8-10	1-2
OPP	2-2	11-11	12-15	9-13	3-5

Christie: (28G,46G)|(46G,33G,30G)|(27G)(47G,33G)(34N)(22G,47G,32N,27G)(30G,55G)(41G,40G,39N,65N,39G)(23G)(36G,24G)(36B)(49G,34G)(41N,43G)(38G,31G)
 OPPONENTS: (21G,43G)(39N,26G,19G,52G)(46G,45G,48N,42G)(39G,36G,49G,22G,25G)(28G,30G)(20G,23G,41G,52G)(51N,39G,32G)(38N,23G,22G,33G)(32N,27G,35G)(42G,42N,45N)(37G,30G,35G)(51G)(53N,22G)(41G,38G)(19G,47G)(45N,35G)

USUAL STARTERS

OFFENSE		
WR	88	Quinn Early
LT	70	John Fina
LG	79	Ruben Brown
C	61	Dusty Zeigler
RG	68	Corbin Lacina
RT	60	Jerry Ostroski (10)
	72	Carey Louchiey (6)
TE	84	Lonnice Johnson
WR	83	Andre Reed
TE/WR	49	Jay Riemersma (8)
	80	Eric Moulds (7)
RB	34	Thurman Thomas
QB	15	Todd Collins

DEFENSE

LE	90	Phil Hansen
NT	92	Ted Washington
	98	Sean Moran (7)
RE	78	Bruce Smith
LOLB	95	Bryce Paup
LILB	54	Chris Spielman (8)
MLB	52	John Holecsek (7)
RILB	57	Damien Covington (8)
ROLB	59	Sam Rogers
LCB	22	Jeff Burriss
RCB	28	Thomas Smith
FS	24	Kurt Schulz
SS	20	Henry Jones

PASSING	Att	Cmp	Yds	Cmp%	Yds/Att	TD	TD%	Int	Int%	Long	Sack/Lost	Rating
Collins	291	215	2367	55.0	8.1	13	3.1	13	3.3	77t	39/278	69.5
Van Pelt	124	60	684	48.4	5.52	2	1.6	10	8.1	39	4/33	37.2
Hobert	30	17	133	56.7	4.43	0	0.0	2	6.7	20	2/7	40.0
Mohr	1	1	29	100.0	29.00	0	0.0	0	0.0	29	0/0	118.8
Reed	0	0	0	—	—	0	0	0	—	—	1/20	—
BILLS	546	283	3214	53.7	5.88	14	2.6	25	4.6	77t	46/338	60.8
OPPONENTS	502	287	3405	57.2	6.78	17	3.4	15	3.0	60	46/344	76.8



1998 SEASON STATISTICS

10-6 | T-2ND IN AFC EAST | HEAD COACH WADE PHILLIPS

Date	W/L Score	Opponent	Attendance
9/6	L 14-16	at San Diego	64,037
9/13	L 7-13	at Miami	73,097
9/20	L 33-34	St. Louis	65,199
10/4	W 26-21	San Francisco	76,615
10/11	W 31-24	at Indianapolis	52,938
10/18	W 17-16	Jacksonville	77,635
10/25	W 30-14	at Carolina	64,050
11/1	W 30-24	Miami	79,011
11/8	L 12-34	at NY Jets	75,403
11/15	W 13-10	New England	72,020
11/22	W 34-11	Indianapolis	49,032
11/29	L 21-25	at New England	58,304
12/6	W 33-20	at Cincinnati	54,359
12/13	W 44-21	Oakland	62,002
12/19	L 10-17	NY Jets	79,056
12/27	W 45-33	at New Orleans	39,707

AFC WILD CARD PLAYOFF
1/2 L 17-24 at Miami 72,698

	BUF	OPP
TOTAL FIRST DOWNS	319	283
Rushing	115	79
Passing	176	168
Penalty	28	36
3rd Down: Made/Att	97/219	80/207
3rd Down Pct.	44.3	38.6
4th Down: Made/Att	3/8	10/18
4th Down Pct.	37.5	55.6

POSSESSION AVG. 32:26 27:34

	5541	4691
TOTAL NET YARDS		
Avg. Per Game	346.3	293.2
Total Plays	1033	949
Avg. Per Play	5.4	4.9

	2161	1493
NET YARDS RUSHING		
Avg. Per Game	135.1	93.3
Total Rushes	531	375

	3380	3198
NET YARDS PASSING		
Avg. Per Game	211.3	199.9
Sacked/Yards Lost	41/241	43/276
Gross Yards	3621	3474
Att./Completions	461/269	532/294
Completion Pct.	58.4	55.3
Had Intercepted	14	18

PUNTS/AVERAGE 69/41.8 77/44.9

NET PUNTING AVG. 33.2 37.5

PENALTIES/YARDS 123/993 104/836

FUMBLES/BALL LOST 17/6 21/13

	43	39
TOUCHDOWNS		
Rushing	13	11
Passing	28	27
Returns	2	1

SCORE BY PERIOD	Q1	Q2	Q3	Q4	OT	PTS
BILLS	67	139	95	99	0	400
OPPONENTS	40	97	70	126	0	333

SCORING	Td	Ru	Pa	Rt	K-PAT	FG	S	Pts
Christie	0	0	0	0	41/41	33/41	0	140
Moulds	9	0	9	0	0/0	0/0	0	54
A. Smith	8	8	0	0	0/0	0/0	0	48
Riemersma	6	0	6	0	0/0	0/0	0	36
Reed	5	0	5	0	0/0	0/0	0	30
Gash	3	0	3	0	0/0	0/0	0	18
Thomas	3	2	1	0	0/0	0/0	0	18
L. Johnson	2	0	2	0	0/0	0/0	0	12
Early	1	0	1	0	0/0	0/0	0	6
Flutie	1	1	0	0	0/0	0/0	0	6
Hansen	1	0	0	1	0/0	0/0	0	6
R. Johnson	1	0	0	0	0/0	0/0	0	6
Linton	1	1	0	0	0/0	0/0	0	6
Northern	1	0	0	1	0/0	0/0	0	6
K. Williams	1	0	1	0	0/0	0/0	0	6
Washington	0	0	0	0	0/0	0/0	1	2
BILLS	43	13	28	2	41/41	33/41	1	400
OPP	39	11	27	1	28/28	21/26	0	333

2-Pt Conversions: **BILLS** 0-2, **OPP** 4-11

SACKS: B. Smith 10.0, Hansen 7.5, Price 5.0, Rogers 4.5, Washington 4.5, Wiley 3.5, P. Williams 3.5, Northern 2.0, Smedley 2.0, Simmons LG 0.5, Simmons TM 0.5
BILLS: 43.0
OPPONENTS: 41.0

RUSHING	No.	Yds	Avg	Long	TD
A. Smith	300	1124	3.7	30	8
Thomas	93	381	4.1	17t	2
Flutie	48	248	5.2	23	1
Linton	45	195	4.3	20	1
R. Johnson	24	123	5.1	32	1
K. Williams	5	46	9.2	28	0
Gash	11	32	2.9	11	0
Holmes TM	2	8	4.0	5	0
C. Williams	2	5	2.5	3	0
Van Pelt	1	-1	-1.0	-1	0
BILLS	531	2161	4.1	32	13
OPP	375	1493	4.0	46	11

RECEIVING	No.	Yds	Avg	Long	TD
Moulds	67	1368	20.4	84t	9
Reed	63	795	12.6	67t	5
K. Williams	29	392	13.5	55	1
Thomas	26	220	8.5	26	1
Riemersma	25	288	11.5	28	6
Early	19	217	11.4	37	1
Gash	19	165	8.7	20	3
L. Johnson	14	146	10.4	27	2
A. Smith	5	11	2.2	9	0
Linton	1	10	10.0	10	0
Holmes TM	1	9	9.0	9	0
BILLS	269	3621	13.5	84t	28
OPP	294	3474	11.8	72t	27

INTERCEPTIONS	No.	Yds	Avg	Long	TD
Schultz	6	48	8.0	24	0
Jones	3	0	0.0	0	0
Jackson	2	27	13.5	27	0
Cowart	2	23	11.5	23	0
Irvin	1	43	43.0	43	0
Northern	1	40	40.0	40t	1
Martin	1	23	23.0	23	0
T. Smith	1	0	0.0	0	0
Washington	1	0	0.0	0	0
BILLS	18	204	11.3	43	1
OPP	14	65	4.6	18	0

PUNTING	No	Yds	Avg	Net	TB	In	Lg	B
Mohr	69	2882	41.8	33.2	11	18	57	0
BILLS	69	2882	41.8	33.2	11	18	57	0
OPP	77	3459	44.9	37.5	10	13	69	0

PUNT RETURNS	Ret	FC	Yds	Avg	Long	TD
K. Williams	37	11	369	10.0	73	0
BILLS	37	11	369	10.0	73	0
OPP	32	17	374	11.7	75t	1

KICKOFF RETURNS	No.	Yds	Avg	Long	TD
K. Williams	47	1059	22.5	46	0
Gash	3	41	13.7	17	0
L. Johnson	3	18	6.0	16	0
Cummings	1	21	21.0	21	0
Holmes TM	1	20	20.0	20	0
Riemersma	1	9	9.0	9	0
BILLS	56	1168	20.9	46	0
OPP	77	1638	21.3	55	0

FIELD GOALS	1-19	20-29	30-39	40-49	50+
Christie	1-1	10-12	12-14	9-11	1-3
BILLS	1-1	10-12	12-14	9-11	1-3
OPP	0-0	7-7	7-7	8-11	1-1

Christie: (21N,39N)|(36G)(24G,51N,19G,38G,45G)(53N,39G)(24G)(42G,47G,44G)(49N,22G,36G,25G)(40G,37G,44G,21G)(31G,20G,40N)(35G,24G)(35N,34G,26G,22G)(20G,52G,46G,34G)(32G,49G,32G)(28N,44G)(35G)
OPPONENTS: (48G,47G,54G)(33G,27G)(27G,25G)(48N)(22G,33G,43G,41G)(35G,23G,27G)|(38G)(49G,43G)(39N,38G,39N)(27G)(44G,47N)(|(48G,46N)(|

USUAL STARTERS

OFFENSE		
WR	80	Eric Moulds
LT	70	John Fina
LG	79	Ruben Brown
C	61	Dusty Zeigler
RG	72	Joe Panos
RT	60	Jerry Ostroski
TE	84	Lonnice Johnson
WR	83	Andre Reed
FB	33	Sam Gash
RB	23	Antowan Smith
QB	7	Doug Flutie (10)
	11	Rob Johnson (6)

DEFENSE

LE	90	Phil Hansen
NT	92	Ted Washington
RE	78	Bruce Smith
LOLB	59	Sam Rogers
ULB	52	John Holecsek
RLB	56	Sam Cowart
ROLB	99	Gabe Northern
LCB	27	Ken Irvin
RCB	28	Thomas Smith
FS	24	Kurt Schulz
SS	20	Henry Jones

PASSING	Att	Cmp	Yds	Cmp%	Yds/Att	TD	TD%	Int	Int%	Long	Sack/Lost	Rating
Flutie	354	202	2711	57.1	7.66	20	5.6	11	3.1	84t	12/78	87.4
R. Johnson	107	67	910	62.6	8.50	8	7.5	3	2.8	66t	29/163	102.9
BILLS	461	269	3621	58.4	7.85	28	6.1	14	3.0	84t	41/241	91.0
OPPONENTS	532	294	3474	55.3	6.53	27	5.1	18	3.4	72t	43/276	78.2



1999 SEASON STATISTICS

11-5 | 2ND IN AFC EAST | HEAD COACH WADE PHILLIPS

Date	W/L Score	Opponent	Attendance
9/12	L 14-31	at Indianapolis	56,238
9/19	W 17-3	NY Jets	68,839
9/26	W 26-0	Philadelphia	70,872
10/4	W 23-18	at Miami	74,073
10/10	W 24-21	Pittsburgh	71,038
10/17	L 14-20	Oakland	71,113
10/24	L 16-26	at Seattle	66,301
10/31	W 13-10	at Baltimore	68,673
11/7	W 34-17	at Washington	78,721
11/14	W 23-3	Miami	72,810
11/21	L 7-17	at NY Jets	79,285
11/28	W 17-7	New England	72,111
12/12	L 17-19	NY Giants	72,527
12/19	W 31-21	at Arizona	64,337
12/26	W 13-10 (OT)	at New England	55,014
1/2	W 31-6	Indianapolis	61,959

AFC WILD CARD PLAYOFF		
1/8	L 16-22	at Tennessee

	BUF	OPP
TOTAL FIRST DOWNS	313	244
Rushing	117	73
Passing	173	144
Penalty	23	27
3rd Down: Made/Att	93/228	69/220
3rd Down Pct.	40.8	31.4
4th Down: Made/Att	11/21	6/18
4th Down: Pct.	52.4	33.3

POSSESSION AVG.	32:12	27:48
-----------------	-------	-------

TOTAL NET YARDS	
5333	4045
Avg. Per Game	333.3
Total Plays	1059
Avg. Per Play	5.0

NET YARDS RUSHING	
2040	1370
Avg. Per Game	127.5
Total Rushes	519

NET YARDS PASSING	
3293	2675
Avg. Per Game	205.8
Sacked/Yards Lost	27/185
Gross Yards	3478
Att./Completions	513/290
Completion Pct.	56.5
Had Intercepted	16

PUNTS/AVERAGE	73/38.9	93/41.7
---------------	---------	---------

NET PUNTING AVG.	33.9	34.5
------------------	------	------

PENALTIES/YARDS	97/789	97/790
-----------------	--------	--------

FUMBLES/BALL LOST	17/11	14/9
-------------------	-------	------

TOUCHDOWNS	
35	23
Rushing	12
Passing	21
Returns	2

SCORE BY PERIOD									
Q1	Q2	Q3	Q4	OT	PTS				
BILLS	68	98	73	78	320				
OPPONENTS	66	80	23	60	229				

SCORING										
TD	Ru	Pa	Rt	K-PAT	FG	S	Pts			
Christie	0	0	0	33/33	25/34	0	108			
Moulds	7	0	7	0/0	0/0	0	42			
Linton	6	5	1	0	1*	0/0	0	38		
A. Smith	6	6	0	0/0	0/0	0	36			
Riemersma	4	0	4	0/0	0/0	0	24			
P. Price	3	0	3	0/0	0/0	0	18			
Collins	2	0	2	0/0	0/0	0	12			
Gash	2	0	2	0/0	0/0	0	12			
Flutie	1	1	0	0/0	0/0	0	6			
Jones	1	0	0	1	0/0	0	6			
Northern	1	0	0	1	0/0	0	6			
Reed	1	0	1	0/0	0/0	0	6			
Thomas	1	0	1	0/0	0/0	0	6			
BILLS	35	12	21	2	33/33	25/34	320			
OPP	23	9	12	2	22/22	23/31	229			

SACKS: B. Smith 7.0, Hansen 6.0, Wiley 5.0, Northern 3.5, Rogers 3.0, S. Price 2.5, Washington 2.5, P. Williams 2.5, Perry 1.5, Cowart 1.0, Cummings 1.0, Holecek 1.0, Moran 0.5
BILLS: 37-0
OPPONENTS: 27-0

RUSHING					
No.	Yds	Avg	Long	TD	
Linton	205	695	3.4	18	5
A. Smith	165	614	3.7	52t	6
Flutie	88	476	5.4	24t	1
Thomas	36	152	4.2	31	0
Johnson	8	61	7.6	25	0
Gordon	11	38	3.5	13	0
K. Williams	1	13	13.0	13	0
Moulds	1	1	1.0	1	0
Mohr	1	0	0.0	0	0
Van Pelt	1	-1	-1.0	-1	0
Hicks	1	-2	-2.0	-2	0
P. Price	1	-7	-7.0	-7	0
BILLS	519	2040	3.9	52t	12
OPP	407	1370	3.4	40	9

RECEIVING					
No.	Yds	Avg	Long	TD	
Moulds	65	994	15.3	54t	7
Reed	52	536	10.3	30	1
Riemersma	37	496	13.4	38	4
P. Price	31	393	12.7	45	3
K. Williams	31	381	12.3	35	0
Linton	29	228	7.9	28	1
Gash	20	163	8.2	31t	2
Collins	9	124	13.8	45	2
Loud	6	66	11.0	20	0
Jackson	4	34	8.5	16	0
Thomas	3	37	12.3	23t	1
A. Smith	2	32	16.0	23	0
Hicks	1	-6	-6.0	-6	0
BILLS	290	3478	12.0	54t	21
OPP	269	2889	10.7	50	12

INTERCEPTIONS					
No.	Yds	Avg	Long	TD	
Schultz	3	26	8.7	26	0
Winfield	2	13	6.5	10	0
Wiley	1	52	52.0	52	0
Holecek	1	35	35.0	35	0
T. Smith	1	29	29.0	29	0
Rogers	1	24	24.0	24	0
Irvin	1	1	1.0	1	0

GREER				
No.	Yds	Avg	Net	TB
Greer	1	0	0.0	0
Martin	1	0	0.0	0
BILLS	12	180	15.0	52
OPP	16	288	18.0	74t

PUNTING				
No.	Yds	Avg	Net	TB
Mohr	73	2840	38.9	33.9
BILLS	73	2840	38.9	33.9
OPP	93	3875	41.7	34.5

PUNT RETURNS				
Ret	FC	Yds	Avg	Long
K. Williams	33	17	33.1	10.0
P. Price	1	0	16.0	16
BILLS	34	17	34.7	10.2
OPP	23	25	22.6	9.8

KICKOFF RETURNS				
No.	Yds	Avg	Long	TD
K. Williams	42	840	20.0	62
Loud	2	26	13.0	15
Porter	2	41	20.5	24
Collins	1	6	6.0	6
Gash	1	13	13.0	13
Gordon	1	11	11.0	11
Jones	1	37	37.0	37
P. Price	1	27	27.0	27
BILLS	51	1001	19.6	62
OPP	68	1504	22.1	93

FIELD GOALS					
1-19	20-29	30-39	40-49	50+	
Christie	2-2	10-10	7-10	3-9	3-3
BILLS	2-2	10-10	7-10	3-9	3-3
OPP	0-0	8-8	9-11	6-9	0-3

Christie: (36G,29G)(44N,45N,35G)
 (24G,29G,19G,36G,49N)(26G,52G,31G)(29G,36N)
 (150G)(25G,40G)(23G,20G)(31G,48G,47G,35N)
 (40N,45N)(28G)(50G,39,48N)(33G)(39G,23G)(19G)
OPPONENTS: (45B,35G)(31G)(50N)
 (30G,44G,26G,26G)(125G,32G,32N)
 (40G,21G,42G,34G)(37G,51B)(55N,41G)(30G)
 (36G)(142G,21G,21G,48G)(144N,38G,33N,44N)
 (27G,24G)

USUAL STARTERS

OFFENSE

WR	80	Eric Moulds
LT	70	John Fina
LG	79	Ruben Brown
C	60	Jerry Ostroski
RG	61	Dusty Zeigler
RT	77	Robert Hicks
TE	85	Jay Riemersma
WR	83	Andre Reed
FB	33	Sam Gash
RB	23	Antwain Smith
QB	7	Doug Flutie

DEFENSE

LE	90	Phil Hansen
NT	92	Ted Washington
RE	78	Bruce Smith
LOLB	59	Sam Rogers
LILB	52	John Holecek
RILB	56	Sam Cowart
ROLB	99	Gabe Northern
LCB	27	Ken Irvin
RCB	28	Thomas Smith
FS	24	Kurt Schulz
SS	20	Henry Jones

PASSING	Att	Cmp	Yds	Cmp%	Yds/Att	TD	TD%	Int	Int%	Long	Sack/Lost	Rating
Flutie	478	264	3171	55.2	6.63	19	4.0	16	3.3	54t	26/176	75.1
Johnson	34	25	298	73.5	8.76	2	5.9	0	0.0	42	1/9	119.5
Van Pelt	1	1	9	100.0	9.00	0	0.0	0	0.0	9	0/0	104.2
BILLS	513	290	3478	56.5	6.78	21	4.1	16	3.1	54t	27/185	78.1
OPPONENTS	506	269	2889	53.2	5.71	12	2.4	12	2.4	50	37/214	68.2

2000 SEASON STATISTICS

8-8 | 4TH IN AFC EAST | HEAD COACH WADE PHILLIPS



Date	W/L Score	Opponent	Attendance
9/3	W 16-13	Tennessee	72,492
9/10	W 27-18	Green Bay	77,722
9/17	L 14-27	at NY Jets	77,884
10/1	L 16-18	Indianapolis	72,617
10/8	L 13-22	at Miami	73,901
10/15	W 27-24(OT)	San Diego	72,351
10/22	L 27-31	at Minnesota	64,116
10/29	W 23-20	NY Jets	72,861
11/5	W 16-13(OT)	at New England	60,292
11/12	W 20-3	Chicago	72,420
11/19	W 21-17	at Kansas City	78,457
11/26	L 17-31	at Tampa Bay	65,546
12/3	L 6-33	Miami	73,002
12/11	L 20-44	at Indianapolis	56,671
12/17	L 10-13(OT)	New England	47,230
12/23	W 42-23	at Seattle	61,025

TOTAL FIRST DOWNS	BUF	OPP
	309	252
Rushing	111	76
Passing	174	153
Penalty	24	23
3rd Down: Made/Att	92/247(81/219)	
3rd Down Pct.	37.2	37.0
4th Down: Made/Att	9/12	7/11
4th Down Pct.	75.0	63.6

POSSESSION AVG.	31:25	28:35
-----------------	-------	-------

TOTAL NET YARDS	5498	4426
Avg. Per Game	343.6	276.6
Total Plays	1080	966
Avg. Per Play	5.1	4.6

NET YARDS RUSHING	1922	1559
Avg. Per Game	120.1	97.4
Total Rushes	475	444

NET YARDS PASSING	3576	2867
Avg. Per Game	223.5	179.2
Sacked/Yards Lost	59/360	42/308
Gross Yards	3936	3175
Att./Completions	546/312	480/283
Completion Pct.	57.1	59.0
Had Intercepted	10	16

PUNTS/AVERAGE	96/38.1	92/42.0
---------------	---------	---------

NET PUNTING AVG.	31.4	38.4
------------------	------	------

PENALTIES/YARDS	101/913	103/905
-----------------	---------	---------

FUMBLES/BALL LOST	28/13	30/13
-------------------	-------	-------

TOUCHDOWNS	34	37
Rushing	11	13
Passing	20	18
Returns	3	6

SCORE BY PERIOD	Q1	Q2	Q3	Q4	OT	PTS
BILLS	54	97	40	118	6	315
OPPONENTS	46	93	76	132	3	350

SCORING	Td	Ru	Pa	Rt	K-PAT	FG	S	Pts
Christie	0	0	0	0	31/31	26/35	0	109
Morris	6	5	1	0	0/0	0/0	0	36
Moulds	5	0	5	0	0/0	0/0	0	30
Riemersma	5	0	5	0	0/0	0/0	0	30
Smith	4	4	0	0	0/0	0/0	0	24
P. Price	3	0	3	0	0/0	0/0	0	18
Bryson	2	0	2	0	1*	0/0	0	14
McDaniel	2	0	2	0	0/0	0/0	0	12
Flutie	1	1	0	0	0/0	0/0	0	6
S. Jackson	1	0	1	0	0/0	0/0	0	6
Johnson	1	1	0	0	0/0	0/0	0	6
H. Jones	1	0	0	1	0/0	0/0	0	6
Linton	1	0	1	0	0/0	0/0	0	6
Ostroski	1	0	0	1	0/0	0/0	0	6
Porter	1	0	0	1	0/0	0/0	0	6
BILLS	34	11	20	3	31/31	26/35	315	
OPP	37	13	18	6	33/33	29/33	350	

2-Pt Conversions: BILLS 1-7, OPP 0-0

SACKS: Wiley 10.5, Newman 8.0, Cowart 5.5, Rogers 5.0, Washington 2.5, Williams 2.5, Flowers 2.0, Hansen 2.0, F. Jones 1.0, Larsen 1.0, Moore 1.0, S. Price 1.0

OPPONENTS : 59.0

RUSHING	No.	Yds	Avg	Long	TD
Bryson	161	591	3.7	24	0
Smith	101	354	3.5	59	4
Morris	93	341	3.7	32	5
Johnson	42	307	7.3	23	1
Flutie	36	161	4.5	32	1
Linton	38	112	2.9	12	0
P. Price	2	32	16.0	27	0
Moulds	2	24	12.0	20	0
BILLS	475	1922	4.0	59	11
OPP	444	1559	3.5	39	13

RECEIVING	No.	Yds	Avg	Long	TD
Moulds	94	1326	14.1	52	5
P. Price	52	762	14.7	42	3
McDaniel	43	697	16.2	74	2
Morris	37	268	7.2	24	1
Bryson	32	271	8.5	32	2
Riemersma	31	372	12.0	35	5
Collins	6	72	12.0	23	0
S. Jackson	5	36	7.2	12	1
Cavil	4	66	16.5	39	0
Smith	3	20	6.7	9	0
Linton	3	8	2.7	4	1
Porter	1	44	44.0	44	0
Johnson	1	-6	-6.0	-6	0
BILLS	312	3936	12.6	74	20
OPP	283	3175	11.2	63	18

INTERCEPTIONS	No.	Yds	Avg	Long	TD
Carpenter	5	63	12.6	22	0
H. Jones	2	45	22.5	45	1
Cowart	2	4	2.0	2	0
Irvin	2	1	0.5	1	0
Rogers	1	10	10.0	10	0
Winfield	1	8	8.0	8	0
Flowers	1	0	0.0	0	0
Holecek	1	0	0.0	0	0
Porter	1	0	0.0	0	0
BILLS	16	131	8.2	45	1
OPP	10	112	11.2	40	1

PUNTING	No	Yds	Avg	Net	TB	In	Lg	B
Mohr	95	3661	38.5	31.4	5	19	57	1
BILLS	96	3661	38.1	31.4	5	19	57	1
OPP	92	3865	42.0	38.4	7	37	70	0

PUNT RETURNS	Ref	FC	Yds	Avg	Long	TD
Watson	33	18	163	4.9	20	0
P. Price	5	5	27	5.4	12	0
BILLS	38	23	190	5.0	20	0
OPP	51	21	544	10.7	73	1

KICKOFF RETURNS	No.	Yds	Avg	Long	TD
Watson	44	894	20.3	37	0
Black	9	165	18.3	26	0
Bryson	8	122	15.3	26	0
Linton	3	40	13.3	17	0
Cavil	1	1	1.0	1	0
Foreman	1	19	19.0	19	0
H. Jones	1	4	4.0	4	0
Morris	1	17	17.0	17	0
Smith	1	0	0.0	0	0
BILLS	69	1262	18.3	37	0
OPP	70	1524	21.8	97	2

FIELD GOALS	1-19	20-29	30-39	40-49	50+
Christie	2-2	11-13	4-6	9-13	0-1
BILLS	2-2	11-13	4-6	9-13	0-1
OPP	1-1	11-12	11-13	5-5	1-2

Christie: (51N,42G,41G,33G)(45G,20G)(43B)(19C,30G,27G)(45G,23G)(29G,46G)(25G,48G)(20G,44B,29G,34G)(19C,48G,32G)(27G,42G,39N)(42N,28G)(47N)(29G,46G)(25G,38B,30B)(26N) OPPONENTS: (38G,27G,60N)(24G)(51G,33N,27G)(45G)(30G,33G)(36G)(38G,20G,21G)(40G,36G)(48G,43G)(24G)(19G,35B)(45G)(32G,31G,20G,26G)(37G,23G,39G)(22G,27N,24G)(38G)

USUAL STARTERS

OFFENSE		
WR	80	Eric Moulds
LT	70	John Fina
LG	79	Ruben Brown
C	60	Jerry Ostroski
RG	74	Jamie Nail
RT	69	Marcus Spriggs (9)
	77	Robert Hicks (7)
TE	85	Jay Riemersma
WR	81	Peerless Price
WR	86	Jeremy McDaniel
RB	38	Shawn Bryson
QB	11	Rob Johnson

DEFENSE		
LE	90	Phil Hansen (8)
	91	Shawn Price (6)
NT	92	Ted Washington
RE	75	Marcus Wiley
SOLB	53	Keith Newman
SILB	52	John Holecek
WILB	56	Sam Cowart
WOLB	59	Sam Rogers
LCB	26	Antoine Winfield
RCB	27	Ken Irvin
FS	29	Keion Carpenter
SS	20	Henry Jones

PASSING	Att	Cmp	Yds	Cmp%	Yds/Att	TD	TD%	Int	Int%	Long	Sack/Lost	Rating
Johnson	306	175	2125	57.2	6.94	12	3.9	7	2.3	74	49/292	82.2
Flutie	231	132	1700	57.1	7.36	8	3.5	3	1.3	52	10/68	86.5
Van Pelt	8	4	67	50.0	8.38	0	0.0	0	0.0	36	0/0	78.6
Mahr	1	1	44	100.0	44.00	0	0.0	0	0.0	44	0/0	118.8
BILLS	546	312	3936	57.1	7.21	20	3.7	10	1.8	74	59/360	84.3
OPPONENTS	480	283	3175	59.0	6.61	18	3.8	16	3.3	63	42/308	77.4



2001 SEASON STATISTICS

3-13 | 5TH IN AFC EAST | HEAD COACH GREGG WILLIAMS

Date	W/L	Score	Opponent	Attendance
9/9	L	6-24	New Orleans	71,447
9/23	L	26-42	at Indianapolis	56,135
9/30	L	3-20	Pittsburgh	72,874
10/7	L	36-42	NY Jets	72,654
10/18	W	13-10	at Jacksonville	58,893
10/28	L	24-27	at San Diego	63,698
11/4	L	14-30	Indianapolis	63,786
11/11	L	11-21	at New England	60,292
11/18	L	20-23	Seattle	60,836
11/25	L	27-34	Miami	73,063
12/2	L	0-35	at San Francisco	67,252
12/9	W	25-24	Carolina	44,549
12/16	L	9-12 (OT)	New England	45,527
12/23	L	30-33	at Atlanta	43,320
12/30	W	14-9	at NY Jets	78,200
1/6	L	7-34	at Miami	73,428

TOTAL FIRST DOWNS	BUF	OPP
Rushing	287	302
Passing	75	122
Penalty	180	154
3rd Down: Made/Att	32	26
3rd Down Pct.	75/217	86/205
4th Down: Made/Att	34.6	42.0
4th Down Pct.	12/24	4/9
	58.3	43.5

POSSESSION AVG. 29:00 31:00

TOTAL NET YARDS	5137	5292
Avg. Per Game	321.1	330.8
Total Plays	1009	969
Avg. Per Play	5.1	5.5

NET YARDS RUSHING	1686	2133
Avg. Per Game	105.4	133.3
Total Rushes	406	482

NET YARDS PASSING	3451	3159
Avg. Per Game	215.7	197.4
Sacked/Yards Lost	46/271	34/219
Gross Yards	3722	3378
Att./Completions	557/327	453/284
Completion Pct.	58.7	62.7
Had Intercepted	20	11

PUNTS/AVERAGE 80/40.8 66/43.0

NET PUNTING AVG. 33.8 36.2

PENALTIES/YARDS 123/954 93/835

FUMBLES/BALL LOST 26/13 26/8

TOUCHDOWNS	31	48
Rushing	9	20
Passing	18	23
Returns	4	5

SCORE BY PERIOD	Q1	Q2	Q3	Q4	OT	Pts
BILLS	33	89	56	87	0	265
OPPONENTS	91	115	83	128	3	420

SCORING	TD	Ru	Pa	Rk	PAT	FG	S	Pts
Arians	0	0	0	0	16/17	12/21	0	52
P. Price	7	0	7	0	0/0	0/0	0	42
Moulds	5	0	5	0	1*	0/0	0	32
Graham	0	0	0	0	7/7	6/8	0	25
Centers	4	2	2	0	0/0	0/0	0	24
Henry	4	4	0	0	0/0	0/0	0	24
Riemersma	3	0	3	0	0/0	0/0	0	18
Bryson	2	2	0	0	0/0	0/0	0	12
Clements	2	0	2	0	0/0	0/0	0	12
Spoon	2	0	2	0	0/0	0/0	0	12
S. Jackson	1	0	1	0	0/0	0/0	0	6
Johnson	1	1	0	0	0/0	0/0	0	6
BILLS	31	9	18	4	23/24	18/29	0	265
OPP	48	20	23	5	48/48	28/37	0	420

2-Pt Conversions: **BILLS** 1-7, **OPP** 0-0

SACKS: Schobel 6.5, Newman 3.5, Fisher 3.0, Hansen 3.0, Office 3.0, Foreman 2.5, Flowers 2.0, S. Price 2.0, Robertson 2.0, Williams 1.5, Wright 1.5, Clements 1.0, Larsen 1.0, Prieleau 1.0, Jones 0.5
BILLS : 34.0
OPPONENTS : 46.0

RUSHING	No	Yds	Avg	Lg	TD
Henry	213	729	3.4	25	4
Bryson	80	341	4.3	68t	2
Johnson	36	241	6.7	23	1
Centers	34	160	4.7	50	2
P. Price	6	97	16.2	31	0
Morris	20	72	3.6	10	0
Van Pelt	12	33	2.8	15	0
T. Brown	1	10	10.0	10	0
Moulds	3	3	1.0	6	0
Moorman	1	0	0.0	0	0
BILLS	406	1686	4.2	68t	9
OPP	482	2133	4.4	47	20

RECEIVING	No	Yds	Avg	Lg	TD
Centers	80	620	7.8	26	2
Moulds	67	904	13.5	80t	5
P. Price	55	895	16.3	70t	7
Riemersma	53	590	11.1	36	3
Henry	22	179	8.1	40	0
Germany	12	203	16.9	39	0
McDaniel	11	129	11.7	22	0
Bryson	9	59	6.6	23	0
Black	8	90	11.3	25	0
Morris	7	36	5.1	11	0
Crosby	2	16	8.0	9	0
S. Jackson	1	1	1.0	1t	1
BILLS	327	3722	11.4	80t	18
OPP	284	3378	11.9	63t	23

INTERCEPTIONS	No	Yds	Avg	Lg	TD
Clements	3	48	16.0	48t	1
Spoon	2	51	25.5	44t	2
Winfield	2	0	0.0	0	0
Watson	1	23	23.0	23	0
Hansen	1	17	17.0	17	0
Irvin	1	0	0.0	0	0
Tillman	1	0	0.0	0	0
BILLS	11	139	12.6	48t	3
OPP	20	390	19.5	100t	2

PUNTING	No	Yds	Avg	Net	TB	In	Lg	B
Moorman	80	3262	40.8	33.8	7	16	66	0
BILLS	80	3262	40.8	33.8	7	16	66	0
OPP	66	2836	43.0	36.2	11	27	77	0

PUNT RETURNS	Ref	FC	Yds	Avg	Long	TD
P. Price	19	8	110	5.8	24	0
Clements	4	1	81	20.3	66t	1
Black	1	0	34	34.0	34	0
BILLS	24	9	225	9.4	66t	1
OPP	40	9	418	10.5	48	0

KICKOFF RETURNS	No.	Yds	Avg	Long	TD
Clements	30	628	20.9	37	0
Black	25	498	19.9	29	0
Bryson	16	299	18.7	32	0
Driver	7	130	18.6	23	0
Watson	5	96	19.2	30	0
BILLS	83	1651	19.9	37	0
OPP	52	987	19.0	72	0

FIELD GOALS	1-19	20-29	30-39	40-49	50+
Arians	0-0	6-6	2-4	4-11	0-0
Graham	0-0	4-4	0-0	2-4	0-0
BILLS	0-0	10-10	2-4	6-15	0-0
OPP	0-0	7-8	12-15	6-11	3-3

Arians: [37G,22G],[48G,37N,49G],[49N,23G],[28G]
 [41N,39N,30G,46G],[41G,45N,44B],[48B],[24G,49N],[25G,26G,45N] (1)
 Graham: [49N],[20G,27G],[43N,41G,25G,41G],[28G] (1)
OPPONENTS: [31G],[45N],[33N,30G,52G] ([41G],[37G,25G,36N,41N],[34G,41G,47G] [43N,45N],[40G,38G,51G],[25G,39G],[32N,22B] [37G],[40G,32G,25G,23G],[35G,32G,43G,52G] [33G,28G,32G],[22G,49N,20G])

USUAL STARTERS

OFFENSE

WR	80	Eric Moulds
LT	70	John Fina
LG	79	Ruben Brown
C	63	Bill Conaty
RG	71	Corey Hulsey
RT	75	Jonas Jennings
TE	85	Jay Riemersma
WR	81	Peerless Price
FB	37	Larry Centers
RB	20	Travis Henry
QB	10	Alex Van Pelt (8)
	11	Rob Johnson (8)

DEFENSE

LE	90	Phil Hansen
LT	91	Shawn Price
RT	93	Pat Williams
RE	94	Aaron Schobel
SLB	53	Keith Newman
MLB	58	Brandon Spoon
WLB	55	Jay Foreman
LCB	26	Antoine Winfield
RCB	22	Nate Clements
FS	29	Keion Carpenter (10)
	28	Travares Tillman (6)
SS	39	Raion Hill

PASSING	Att	Cmp	Yds	Cmp%	Yds/Att	TD	TD%	Int	Int%	Long	Sack/Lost	Rating
Van Pelt	307	178	2056	58.0	6.70	12	3.9	11	3.6	80t	14/73	76.4
Johnson	216	134	1465	62.0	6.78	5	2.3	7	3.2	61t	31/196	76.3
T. Brown	33	15	201	45.5	6.09	1	3.0	2	6.1	34t	1/2	50.2
Moorman	1	0	0	0.0	0.00	0	0.0	0	0.0	0	0/0	39.6
BILLS	557	327	3722	58.7	6.68	18	3.2	20	3.6	80t	46/271	74.7
OPPONENTS	453	284	3378	62.7	7.46	23	5.1	11	2.4	63t	34/219	92.2



2002 SEASON STATISTICS

8-8 | 4TH IN AFC EAST | HEAD COACH GREGG WILLIAMS

Date	W/L	Score	Opponent	Attendance
9/8	L	31-37	(OT) NY Jets	72,751
9/15	W	45-39	(OT) at Minnesota	64,047
9/22	L	23-28	at Denver	75,359
9/29	W	33-27	(OT) Chicago	72,780
10/6	L	31-49	Oakland	73,038
10/13	W	31-24	at Houston	70,120
10/20	W	23-10	at Miami	73,180
10/27	W	24-17	Detroit	72,710
11/3	L	7-38	New England	73,448
11/17	L	16-17	at Kansas City	77,951
11/24	L	13-31	at NY Jets	78,745
12/1	W	38-21	Miami	73,287
12/8	L	17-27	at New England	68,436
12/15	W	20-13	San Diego	61,838
12/22	L	0-10	at Green Bay	64,106
12/29	W	27-9	Cincinnati	47,850

TOTAL FIRST DOWNS	BUF	OPP
Rushing	355	303
Passing	90	107
Penalty	218	160
3rd Down: Made/Att	47	36
3rd Down Pct.	90/212	76/207
4th Down: Made/Att	42.5	36.7
4th Down Pct.	7/12	10/23
	58.3	43.5

POSSESSION AVG. 30:56 29:04

TOTAL NET YARDS	5591	5189
Avg. Per Game	349.4	324.3
Total Plays	1054	999
Avg. Per Play	5.3	5.2

NET YARDS RUSHING	1596	2122
Avg. Per Game	99.8	132.6
Total Rushes	388	473

NET YARDS PASSING	3995	3067
Avg. Per Game	249.7	191.7
Sacked/Yards Lost	54/369	31/212
Gross Yards	4364	3279
Att./Completions	612/377	495/281
Completion Pct.	61.6	56.8
Had Intercepted	15	10

PUNTS/AVERAGE 67/42.4 71/39.9

NET PUNTING AVG. 36.0 35.2

PENALTIES/YARDS 112/103 1117/1053

FUMBLES/BALL LOST 29/16 20/9

TOUCHDOWNS	44	49
Rushing	17	20
Passing	24	24
Returns	3	5

SCORE BY PERIOD	Q1	Q2	Q3	Q4	OT	PTS
BILLS	48	141	97	81	12	379
OPPONENTS	85	129	61	116	6	397

SCORING	TD	Ru	Pa	Rt	K-PAT	FG	S	PTS
Hollis	0	0	0	0	40/40	25/33	0	115
Henry	14	13	1	0	-	-	0	84
Moulds	10	0	10	0	-	-	0	60
P. Price	9	0	9	0	-	-	0	54
Bledsoe	2	2	0	0	-	-	0	12
Centers	2	2	0	0	-	-	0	12
Moore	2	0	2	0	-	-	0	12
Reed	2	0	2	0	-	-	0	12
Clements	1	0	0	1	-	-	0	6
Edwards	1	0	0	1	-	-	0	6
Rogers	1	0	0	1	-	-	0	6
BILLS	44	17	24	3	40/40	25/33	0	379
OPP	49	20	24	5	44/46	19/26	0	397

2-Pt Conversions: BILLS 0-2, OPP 1-2
SACKS: Schobel 8.5, Ahanotu 5.0, Fletcher 3.0, Newnam 3.0, Wire 3.0, Edwards 2.5, Prioleau 1.0, P. Williams 0.5, BILLS : 31.0
OPPONENTS : 54.0

RUSHING	No.	Yds	Avg	Long	TD
Henry	325	1438	4.4	34	13
Bledsoe	27	67	2.5	11	2
Centers	11	56	5.1	13	2
Bryson	13	35	2.7	10	0
Burns	5	7	1.4	6	0
Moulds	1	7	7.0	7	0
Morris	2	5	2.5	5	0
Moorman	1	-6	-6.0	-6	0
P. Price	3	-13	-4.3	1	0
BILLS	388	1596	4.1	34	17
OPP	473	2122	4.5	55	20

RECEIVING	No.	Yds	Avg	Long	TD
Moulds	100	1292	12.9	70	10
P. Price	94	1252	13.3	73	9
Centers	43	388	9.0	25	0
Henry	43	309	7.2	26	1
Reed	37	509	13.8	42	2
Riemersma	32	350	10.9	29	0
Moore	16	141	8.8	19	2
Crosby	4	33	8.3	11	0
Morris	3	48	16.0	18	0
Johnson	3	39	13.0	22	0
Bryson	1	9	9.0	9	0
R. Brown	1	-6	-6.0	-6	0
BILLS	377	4364	11.6	73	24
OPP	281	3279	11.7	81	24

INTERCEPTIONS	No.	Yds	Avg	Long	TD
Clements	6	82	13.7	42	1
Thomas	1	31	31.0	31	0
E. Robinson	1	21	21.0	21	0
Brooks	1	13	13.0	13	0
Watson	1	0	0.0	0	0
BILLS	10	147	14.7	42	1
OPP	15	274	18.3	81	1

PUNTING	No	Yds	Avg	Net	TB	In	Log	B
Moorman	66	2844	43.1	36.0	7	18	84	1
BILLS	67	2844	42.4	36.0	7	18	84	1
OPP	71	2834	39.9	35.2	9	15	70	0

PUNT RETURNS	Ref	FC	Yds	Avg	Long	TD
Rogers	26	11	137	5.3	16	0
Clements	4	0	20	5.0	11	0
BILLS	30	11	157	5.2	16	0
OPP	29	13	294	10.1	61	0

KICKOFF RETURNS	No.	Yds	Avg	Long	TD
Rogers	64	1280	20.0	90	1
Crosby	3	45	15.0	18	0
Bryson	1	18	18.0	18	0
Burns	1	35	35.0	35	0
Driver	1	27	27.0	27	0
Morris	1	0	0.0	0	0
Clements	0	0	0.0	0	0
BILLS	71	1405	19.8	90	1
OPP	76	1634	21.5	98	2

FIELD GOALS	1-19	20-29	30-39	40-49	50+
Hollis	0-0	7-8	8-10	7-10	3-5
BILLS	0-0	7-8	8-10	7-10	3-5
OPP	1-1	5-5	7-7	5-12	1-1

Hollis: (52G, 50N)|(52G, 20G, 20G, 54G, 44N)
 (38G)|(48G, 49G, 39B)|(30G)|(33G|46G, 26G, 44G)
 (33G)|(50N, 25N, 45N)|(23G, 33G, 27G)|(43G, 40G)
 (39G, 46N)|(26G)|(42G, 36G)|(33N)|(32G, 25G)
 OPPONENTS: (34G, 45G, 48N, 33G)|(29G, 22G, 44N)|(49N)|(46G, 24G)|(26G)|(42G)|(35G)|(46G)
 (38G, 45N)|(23G, 45N)|(39G, 46G, 43N)|(39G, 44N, 53G)|(33G)|(19G)

USUAL STARTERS

OFFENSE	WR	80	Eric Moulds
LT	75	Jonas Jennings	
LG	79	Ruben Brown	
C	70	Trey Teague	
RG	71	Marques Sullivan	
RT	75	Mike Williams	
TE	85	Jay Riemersma	
WR	81	Peerless Price	
FB	37	Larry Centers (7)	
	41	Phil Crosby	
RB	20	Travis Henry	
QB	11	Drew Bledsoe	

DEFENSE

LE	72	Chidi Ahanotu
LT	98	Ron Edwards
RT	93	Pat Williams
RE	94	Aaron Schobel
SLB	53	Keith Newman
MLB	58	London Fletcher
WLB	55	Eddie Robinson
LCB	26	Antoine Winfield
RCB	22	Nate Clements
FS	22	Pierson Prioleau
SS	27	Coy Wire

PASSING	Att	Cmp	Yds	Cmp%	Yds/Att	TD	TD%	Int	Int%	Long	Sack/Lost	Rating
Bledsoe	610	375	4359	61.5	7.15	24	3.9	15	2.5	73	54/369	86.0
Van Pelt	2	2	5	100.0	2.50	0	0.0	0	0.0	4	0/0	79.2
BILLS	612	377	4364	61.6	7.13	24	3.9	15	2.5	73	54/369	86.0
OPPONENTS	495	281	3279	56.8	6.62	24	4.8	10	2.0	81	31/212	84.7



2003 SEASON STATISTICS

6-10 | 3RD IN AFC EAST | HEAD COACH GREGG WILLIAMS

Date	W/L	Score	Opponent	Attendance
9/7	W	31-0	New England	73,262
9/14	W	38-17	at Jacksonville	58,613
9/21	L	7-17	at Miami	73,458
9/28	L	13-23	Philadelphia	73,305
10/5	W	22-16	(OT) Cincinnati	72,615
10/12	L	3-30	at NY Jets	77,740
10/19	W	24-7	Washington	73,149
10/26	L	5-38	at Kansas City	78,689
11/9	L	6-10	at Dallas	63,770
11/16	L	10-12	Houston	72,677
11/23	L	14-17	Indianapolis	73,004
11/30	W	24-7	at NY Giants	78,481
12/7	W	17-6	NY Jets	72,791
12/14	L	26-28	at Tennessee	68,809
12/21	L	3-20	Miami	73,319
12/27	L	0-31	at New England	68,436

TOTAL FIRST DOWNS	BUF	OPP
Rushing	96	92
Passing	150	153
Penalty	22	25
3rd Down: Made/Att	67/212	86/225
3rd Down Pct.	31.6	38.2
4th Down: Made/Att	13/25	7/13
4th Down: Pct.	52.0	53.8

POSSESSION AVG.	29:40	30:20
-----------------	-------	-------

TOTAL NET YARDS	4348	4313
Avg. Per Game	271.8	269.6
Total Plays	980	1010
Avg. Per Play	4.4	4.3

NET YARDS RUSHING	1664	1606
Avg. Per Game	104.0	100.4
Total Rushes	427	464

NET YARDS PASSING	2684	2707
Avg. Per Game	167.8	169.2
Sacked/Yards Lost	51/385	38/231
Gross Yards	3069	2938
Att./Completions	502/293	508/285
Completion Pct.	58.4	56.1
Had Intercepted	17	10

PUNTS/AVERAGE	85/44.6	93/38.2
---------------	---------	---------

NET PUNTING AVG.	37.1	34.2
------------------	------	------

PENALTIES/YARDS	106/891	110/996
-----------------	---------	---------

FUMBLES/BALL LOST	36/17	22/8
-------------------	-------	------

TOUCHDOWNS	27	30
Rushing	13	11
Passing	11	18
Returns	3	1

SCORE BY PERIOD	Q1	Q2	Q3	Q4	OT	PTS
BILLS	34	81	58	64	6	243
OPPONENTS	54	93	51	78	0	279

SCORING	Td	Ru	Pa	Rt	K-PAT	FG	S	PTS
Hollis	0	0	0	0	24/24	17/24	0	75
Henry	11	10	1	0	0/0	0/0	0	66
Shaw	4	0	4	0	0/0	0/0	0	24
Bledsoe	2	2	0	0	0/0	0/0	0	12
Moore	2	0	2	0	0/0	0/0	0	12
Reed	2	0	2	0	0/0	0/0	0	12
Adams	1	0	0	1	0/0	0/0	0	6
Campbell	1	0	1	0	0/0	0/0	0	6
Clements	1	0	0	1	0/0	0/0	0	6
Morris	1	1	0	0	0/0	0/0	0	6
Moulds	1	0	1	0	0/0	0/0	0	6
P. Williams	1	0	0	1	0/0	0/0	0	6
Prioleau	0	0	0	0	0/0	0/0	1	2
Team	0	0	0	0	0/0	0/0	2	4
BILLS	27	13	11	3	24/24	17/24	3	243
OPP	30	11	18	12	6/26	23/31	2	279

*2-Pt Conversions: **BILLS** 0-2, **OPP** 2-4

SACKS: Schobel 11.5, Posey 5.5, Adams 5.0, Denney 3.5, Milloy 3.0, Fletcher 2.0, Spikes 2.0, McGee 1.0, Winfield 1.0, Wire 1.0, Edwards 0.5, Prioleau 0.5, K. Thomas 0.5, **BILLS:** 38. 0
OPPONENTS: 51. 0

RUSHING	No.	Yds	Avg	Long	TD
Henry	331	1356	4.1	64	10
Burns	39	113	2.9	12	0
Morris	19	70	3.7	12	1
Reed	3	38	12.7	16	0
Bledsoe	24	29	1.2	11	2
Moorman	1	21	21.0	21	0
A. Brown	1	17	17.0	17	0
Neufeld	1	14	14.0	14	0
T. Brown	1	5	5.0	5	0
Simonton	2	4	2.0	2	0
Gash	1	3	3.0	3	0
Van Pelt	4	-6	-1.5	-1	0
BILLS	427	1664	3.9	64	13
OPP	464	1606	3.5	62	11

RECEIVING	No.	Yds	Avg	Long	TD
Moulds	64	780	12.2	49	1
Reed	58	588	10.1	26	2
Shaw	56	732	13.1	54	4
Campbell	34	339	10.0	31	1
Henry	28	158	5.6	18	1
Morris	14	100	7.1	24	0
Gash	11	83	7.5	18	0
Coleman	8	69	8.6	12	0
Moore	7	82	11.7	28	2
Burns	7	62	8.9	14	0
Neufeld	3	41	13.7	25	0
Aiken	3	35	11.7	19	0
BILLS	293	3069	10.5	54	11
OPP	285	2938	10.3	77	18

INTERCEPTIONS	No.	Yds	Avg	Long	TD
Clements	3	54	18.0	54	1
McGee	2	5	2.5	3	0
Spikes	2	1	0.5	1	0
Adams	1	37	37.0	37	1
Winfield	1	11	11.0	11	0
Schobel	1	6	6.0	6	0
BILLS	10	114	11.4	54	2
OPP	17	186	10.9	74	1

PUNTING	No.	Yds	Avg	Net	TB	In	Lg	B
Moorman	85	3788	44.6	37.1	3	20	71	0
BILLS	85	3788	44.6	37.1	3	20	71	0
OPP	93	3553	38.2	34.2	6	24	53	1

PUNT RETURNS	Ret	FC	Yds	Avg	Long	TD
A. Brown	25	10	111	4.4	18	0
Clements	14	11	137	9.8	35	0
Prioleau	1	0	0	0.0	0	0
Winfield	1	0	0	0.0	0	0
Reed	0	0	0	—	0	0
BILLS	41	21	248	6.0	35	0
OPP	52	8	577	11.1	48	0

KICKOFF RETURNS	No.	Yds	Avg	Long	TD
A. Brown	48	1046	21.8	75	0
McGee	8	160	20.0	26	0
Morris	6	146	24.3	52	0
Burns	1	17	17.0	17	0
BILLS	63	1369	21.7	75	0
OPP	55	1080	19.6	35	0

FIELD GOALS 1-19 20-29 30-39 40-49 50+
 Lindell 0-0 11-12 3-3 3-7 0-2
BILLS 0-0 11-12 3-3 3-7 0-2
OPP 0-0 8-9 9-9 5-8 1-5
 Lindell: (44G)(27G)(51N)(27G,38G,29G)(44G)(20G)(49N,20G)(41G,29G)(29N,44N,23G,20G)(48N)(26G,50N)(32G)(27G,32G)(23G)(40N)
OPP: (1)(48N,44G)(51N,26G,44N)(26G,34G,22G)(39G,37G,54N,30G)(27G,33G,50N,43G)(1)(49G)(51G)(41G,34G)(24G)(38G,50N,40G)(29G,39G,41N)(28G,30G)(24N,24G)

USUAL STARTERS

OFFENSE		
WR	80	Eric Moulds
LT	75	Jonas Jennings
LG	79	Ruben Brown
C	70	Trey Teague
RG	61	Mike Pucillo
RT	68	Mike Williams
TE	84	Mark Campbell
WR	82	Josh Reed
RB	20	Travis Henry
FB	33	Sam Gash
QB	11	Drew Bledsoe

DEFENSE

LE	92	Ryan Denney
LT	95	Sam Adams
RT	93	Pat Williams
RE	94	Aaron Schobel
SLB	96	Jeff Posey
MLB	59	London Fletcher
WLB	51	Takeo Spikes
LCB	26	Antoine Winfield
RCB	22	Nate Clements
FS	43	Izell Reese (9)
	23	Pierson Prioleau (6)
SS	36	Lawyer Milloy

PASSING	Att	Cmp	Yds	Cmp%	Yds/Att	TD	TD%	Int	Int%	Long	Sack/Lost	Rating
Bledsoe	471	274	2860	58.2	6.07	11	2.3	12	2.5	54	49/371	73.0
T. Brown	18	14	160	77.8	8.89	0	0.0	1	5.6	28	1/7	80.6
Van Pelt	12	5	49	41.7	4.08	0	0.0	3	25.0	14	1/7	14.2
Henry	1	0	0	0.0	0.0	0	0.0	1	100.0	0	0/0	0.0
BILLS	502	293	3069	58.4	6.11	11	2.2	17	3.4	54	51/385	69.4
OPPONENTS	508	285	2938	56.1	5.78	18	3.5	10	2.0	77	38/231	76.5



2004 SEASON STATISTICS

9-7 | 3RD IN AFC EAST | HEAD COACH MIKE MULARKEY

Date	W/L Score	Opponent	Attendance
09/12	L 10-13	Jacksonville	72,389
09/19	L 10-13	at Oakland	53,610
10/03	L 17-31	New England	72,698
10/10	L 14-16	at NY Jets	77,976
10/17	W 20-13	Miami	72,714
10/24	L 6-20	at Baltimore	69,809
10/31	W 38-14	Arizona	65,887
11/07	W 22-17	NY Jets	72,574
11/14	L 6-29	at New England	68,756
11/21	W 37-17	St. Louis	72,393
11/28	W 38-9	at Seattle	66,271
12/05	W 42-32	at Miami	73,084
12/12	W 37-7	Cleveland	72,330
12/19	W 33-17	at Cincinnati	65,378
12/26	W 41-7	at San Francisco	63,248
01/02	L 24-29	Pittsburgh	73,414

TOTAL FIRST DOWNS	BUF	OPP
Rushing	102	79
Passing	149	150
Penalty	20	29
3rd Down: Made/Att	77/215	77/214
3rd Down Pct.	35.8	36.0
4th Down: Made/Att	10/21	11/15
4th Down Pct.	47.6	73.3

POSSESSION AVG.	30:21	29:39
TOTAL NET YARDS	4691	4228
Avg. Per Game	293.2	264.3
Total Plays	982	978
Avg. Per Play	4.8	4.3

NET YARDS RUSHING	1874	1604
Avg. Per Game	117.1	100.3
Total Rushes	483	447

NET YARDS PASSING	2817	2624
Avg. Per Game	176.1	164.0
Sacked/Yards Lost	38/215	45/319
Gross Yards	3032	2943
Att./Completions	461/262	486/261
Completion Pct.	56.8	53.7
Had Intercepted	17	24

PUNTS/AVERAGE	78/43.1	79/40.7
---------------	---------	---------

NET PUNTING AVG.	78/36.5	79/33.0
------------------	---------	---------

PENALTIES/YARDS	121/1047	120/865
-----------------	----------	---------

FUMBLES/BALL LOST	26/12	31/15
-------------------	-------	-------

TOUCHDOWNS	46	29
Rushing	15	6
Passing	21	20
Returns	10	3

SCORE BY PERIOD	Q1	Q2	Q3	Q4	OT	PTS
BILLS	89	101	80	125	0	395
OPPONENTS	78	100	12	97	0	284

SCORING	TD	Ru	Pa	Rt	K-PAT	FG	S	PTS
Lindell	0	0	0	0	45/45	24/28	0	117
McGahee	13	13	0	0	-	-	0	78
Evans	9	0	9	0	-	-	0	54

Campbell	5	0	5	0	-	-	0	30
Moulds	5	0	5	0	-	-	0	30
McGee	3	0	0	3	-	-	0	18
Clements	2	0	0	2	-	-	0	12
Euhus	2	0	2	0	-	-	0	12
Spikes	2	0	0	2	-	-	0	12
S. Williams	2	2	0	0	-	-	0	12
P. Williams	1	0	0	1	-	-	1	8
Peters	1	0	0	1	-	-	0	6
J. Smith	1	0	0	1	-	-	0	6
BILLS	46	15	21	10	45/45	24/28	1	395
OPP	29	6	20	3	27/27	27/32	0	284

2-Pt. Conversions: **BILLS** 0-1, **OPPONENTS** 1-2

SACKS:	Schobel 8.0,	Adams 5.0,	Kelsay 4.5,	Edwards 4.0,	Milloy 4.0,	Fletcher 3.5,	Denney 3.0,	Spikes 3.0,	P. Williams 2.5,	McGee 2.0,	Greer 1.0,	Posey 1.0,	Thomas 1.0,	Vincent 1.0,	Wire 1.0,	Clements 0.5
BILLS: 45	0	0	0	0	0	0	0	0	0	0	0	0	0	0	0	0
OPPONENTS: 38	0	0	0	0	0	0	0	0	0	0	0	0	0	0	0	0

RUSHING	No.	Yds	Avg	Long	TD
McGahee	284	1128	4.0	41	13
Henry	94	326	3.5	19	0
S. Williams	42	167	4.0	27	2
Evans	5	85	17.0	48	0
Burns	20	73	3.7	21	0
Bledsoe	22	37	1.7	17	0
Moorman	2	23	11.5	34	0
Losman	2	15	7.5	10	0
J. Smith	2	11	5.5	8	0
Brown LG	1	2	2.0	2	0
Reed	2	-1	-5.0	6	0
Matthews	2	-3	-1.5	-1	0
Greer	1	-6	-6.0	-6	0
BILLS	483	1874	3.9	48	15
OPP	447	1604	3.6	58	6

RECEIVING	No.	Yds	Avg	Long	TD
Moulds	88	1043	11.9	49	5
Evans	48	843	17.6	69	9
McGahee	22	169	7.7	16	0
Campbell	12	203	11.9	27	5
Shelton	17	114	6.7	24	0
Reed	16	153	9.6	20	0
Aiken	11	148	13.5	54	0
Euhus	11	98	8.9	17	2
Henry	10	45	4.5	10	0
Neufeld	6	61	10.2	29	0
Shaw	5	59	11.8	20	0
Trafford	3	25	8.3	10	0
J. Smith	3	21	7.0	11	0
S. Williams	3	19	6.3	10	0
Thomas	1	24	24.0	24	0
Burns	1	7	7.0	7	0
BUF	262	3032	11.6	69	21
OPP	261	2943	11.3	51	20

INTERCEPTIONS	No.	Yds	Avg	Long	TD
Clements	6	77	12.8	35	1
Spikes	5	122	24.4	62	2
McGee	3	21	7.0	21	0
Milloy	2	20	10.0	11	0
Reese	1	33	33.0	33	0
Baker	1	26	26.0	26	0
P. Williams	1	20	20.0	20	1
Vincent	1	8	8.0	8	0
Kelsay	1	3	3.0	3	0
Posey	1	3	3.0	3	0

Adams	1	0	0.0	0	0
Stamer	1	0	0.0	0	0
BILLS	24	333	13.9	62	4
OPP	17	357	21.0	94	1

PUNTING	No.	Yds	Avg	Net	TB	In	Log	B
Moorman	77	3325	43.2	36.8	9	17	80	0
Lindell	1	37	37.0	17.0	1	0	37	0
BILLS	78	3362	43.1	36.5	10	17	80	0
OPP	79	3218	40.7	33.6	18	69	1	0

PUNT RETURNS	Ret	FC	Yds	Avg	Long	TD
Clements	35	10	327	9.3	86	1
J. Smith	9	0	157	17.4	70	1
Reed	1	0	7	7.0	7	0
S. Williams	1	0	0	0.0	0	0
BILLS	46	10	491	10.7	86	2
OPP	37	63	15	8.5	34	0

KICKOFF RETURNS	No.	Yds	Avg	Log	TD
McGee	52	1370	26.3	104	3
Fletcher	4	86	21.5	23	0
Shelton	2	25	12.5	15	0
Clements	1	14	14.0	14	0
Kelsay	1	14	14.0	14	0
Moulds	1	2	2.0	2	0
Neufeld	1	3	3.0	3	0
J. Smith	1	28	28.0	28	0
BILLS	63	1542	24.5	104	3
OPP	77	1406	18.3	65	0

FIELD GOALS	1-19	20-29	30-39	40-49	50+
Lindell	0-0	13-14	10-11	1-3	0-0
BILLS	0-0	13-14	10-11	1-3	0-0
OPP	2-2	11-12	8-9	1-7	0-2

Lindell: (42N,25G)(32G)(33G)(43N,43G, 20G)(24G,21G)(25G)(20G,30G)(121G, 35G,33G)(25G)(38N)(23G,21G,37G)(23G, 39G,21G,33G)(23G,31G)(37G,28N)
 OPPONENTS: (25G,27G)(21G,33G)(42G)(29N,37G,36G, 38G)(47G,28G)(24G, 50N,19G)(64N)(36N,41G)(27G, 24G,20G,45G,37G)(41G)(19G)(47G)(45N)(24G)(122G,21G,31G,37G,33G)

USUAL STARTERS	WR	LT	LG	C	RT	TE	WR	RB	FB	QB
Eric Moulds	80									
Jonas Jennings	75									
Lawrence Smith	72									
Trey Teague	70									
Chris Villarrial	58									
Mike Williams	68									
Mark Campbell	84									
Lee Evans	83									
Willis McGahee	21									
Damion Shelton	31									
Drew Bledsoe	11									

DEFENSE	LE	LT	RT	RE	SLB	MLB	WLB	LCB	RCB	FS	SS
Chris Kelsay	90										
Sam Adams	95										
Pat Williams	93										
Aaron Schobel	94										
Jeff Posey	96										
London Fletcher	59										
Takeo Spikes	51										
Terrence McGee	24										
Nate Clements	22										
Izell Reese (9)	43										
Pierson Prioleau (6)	23										
Lawyer Milloy	36										

PASSING	Att	Cmp	Yds	Cmp%	Yds/Att	TD	TD%	Int	Int%	Long	Sack/Lost	Rating
Bledsoe	450	256	2932	56.9	6.52	20	4.4	16	3.6	69	37/215	76.6
Losman	5	3	32	60.0	6.40	0.0	0	1	20.0	17	1/0	39.2
Matthews	3	2	44	66.7	14.67	1	33.3	0	0.0	33	0/0	149.3
Moorman	3	1	24	33.3	8.00	0	0.0	0	0.0	24	0/0	63.2
BILLS	461	262	3032	56.8	6.58	21	4.6	17	3.7	69	38/215	76.7
OPPONENTS	486	261	2943	53.7	6.06	20	4.1	24	4.9	51	45/319	65.2



2005 SEASON STATISTICS

5-11 | 3RD IN AFC EAST | HEAD COACH MIKE MULARKEY

Date	W/L	Score	Opponent	Attendance
09/11	W	22-7	Houston	71,781
09/18	L	3-19	at Tampa Bay	64,777
09/25	L	16-24	Atlanta	72,032
10/02	L	7-19	at New Orleans	58,688
10/09	W	20-14	Miami	72,160
10/16	W	27-17	New York Jets	72,045
10/23	L	17-38	at Oakland	42,779
10/30	L	16-21	at New England	68,756
11/13	W	14-3	Kansas City	72,093
11/20	L	10-48	at San Diego	65,602
11/27	L	9-13	Carolina	71,440
12/04	L	23-24	at Miami	72,051
12/11	L	7-35	New England	71,810
12/17	L	17-28	Denver	71,887
12/24	W	37-27	at Cincinnati	65,485
01/01	L	26-30	at New York Jets	76,822

	BUF	OPP
TOTAL FIRST DOWNS	259	243
Rushing	96	146
Passing	129	169
Penalty	34	28
3rd Down: Made/Att	74/201	93/200
3rd Down Pct.	36.8	46.5
4th Down: Made/Att	6/16	7/12
4th Down Pct.	37.5	58.3

POSSESSION AVG.	29:04	30:56
------------------------	-------	-------

TOTAL NET YARDS	4122	5496
Avg. Per Game	257.6	343.5
Total Plays	930	1030
Avg. Per Play	4.4	5.3

NET YARDS RUSHING	1607	2205
Avg. Per Game	100.4	137.8
Total Rushes	428	489

NET YARDS PASSING	2515	3291
Avg. Per Game	157.2	205.7
Sacked/Yards Lost	43/337	38/269
Gross Yards	2852	3560
Att./Completions	459/269	503/314
Completion Pct.	58.6	62.4
Had Intercepted	16	17

PUNTS/AVERAGE	71/45.7	62/40.2
----------------------	---------	---------

NET PUNTING AVG.	71/39.1	62/34.4
-------------------------	---------	---------

PENALTIES/YARDS	120/897	124/904
------------------------	---------	---------

FUMBLES/BALL LOST	26/10	24/13
--------------------------	-------	-------

TOUCHDOWNS	26	44
Rushing	6	22
Passing	18	19
Returns	2	3

SCORE BY PERIOD	Q1	Q2	Q3	Q4	OT	PTS
BILLS	80	86	46	59	0	271
OPPONENTS	34	135	75	123	0	367

SCORING	TD	Ru	Pa	Rt	K-PAT	FG	S	PTS
Lindell	0	0	0	0	26/26	29/35	0	113
Evans	7	0	7	0				42
McGahee	5	5	0	0				30
Moulds	4	0	4	0				24
McGee	2	0	0	2				12
Reed	2	0	2	0				12
Burns	1	0	1	0				6
Holcomb	1	1	0	0				6
Parrish	1	0	1	0				6
Peters	1	0	1	0				6
Shelton	1	0	1	0				6
J. Smith	1	0	1	0				6
Fletcher	0	0	0	0				12
BILLS	26	6	18	2	26/26	29/35	1	271
OPP	44	22	19	3	44/44	19/25	1	367

*2-Pt Conversions: BILLS 0-0, OPP 0-0

SACKS: Schobel 12, Denney 4, Fletcher 4, Adams 3, Crowell 3, Posey 3, Kelsay 2.5, Bannan 1.5, T. Anderson 1, R. Baker 1, Greer 1, Milloy 1, Spikes 1
BILLS: 38.0
OPPONENTS: 45.0

RUSHING	No.	Yds	Avg	Long	TD
McGahee	325	1247	3.8	27	5
S. Williams	45	161	3.6	28	0
Losman	31	154	5.0	30	0
Evans	4	38	9.5	39	0
Holcomb	18	11	0.6	8	1
J. Smith	1	1	1.0	1	0
Shelton	1	0	0.0	0	0
Parrish	2	-2	-1.0	4	0
Reed	1	-3	-3.0	-3	0
BILLS	428	1607	3.8	39	6
OPP	489	2205	4.5	59	22

RECEIVING	No.	Yds	Avg	Long	TD
Moulds	81	816	10.1	55f	4
Evans	48	743	15.5	65	7
Reed	32	449	14.0	51t	2
McGahee	28	178	6.4	19	0
Campbell	19	139	7.3	27	0
S. Williams	17	118	6.9	23	0
Parrish	15	148	9.9	28	1
Shelton	13	98	7.5	21	1
J. Smith	5	56	11.2	19	1
Aiken	4	57	14.3	22	0
Euhus	3	17	5.7	9	0
Peters	2	5	2.5	4	1
Burns	1	19	19.0	19t	1
Neufeld	1	9	9.0	9	0
BILLS	269	2852	10.6	65	18
OPP	314	3560	11.3	57	19

INTERCEPTIONS	No.	Yds	Avg	Long	TD
McGee	4	97	24.3	46f	1
Vincent	4	78	19.5	42	0
Crowell	2	3	1.5	2	0
Clements	2	0	0.0	0	0
Fletcher	1	20	20.0	20	0
R. Baker	1	18	18.0	18	0
Kelsay	1	17	17.0	17	0
Milloy	1	0	0.0	0	0
Schobel	1	0	0.0	0	0
BILLS	17	233	13.7	46f	1
OPP	16	209	13.1	42	2

PUNTING	No.	Yds	Avg	Net	TB	In	Lg	B
Moorman	71	3242	45.7	39.1	9	22	68	0
BILLS	71	3242	45.7	39.1	9	22	68	0
OPP	62	2492	40.2	34.4	22	21	61	0

PUNT RETURNS	Ret	FC	Yds	Avg	Long	TD
Parrish	14	9	186	13.3	43	0
Clements	8	3	52	6.5	13	0
J. Smith	6	5	41	6.8	17	0
BILLS	28	17	279	10.0	43	0
OPP	42	10	285	6.8	29	0

KICKOFF RETURNS	No.	Yds	Avg	Lg	TD
McGee	46	1391	30.2	99t	1
Parrish	10	261	26.1	45	0
J. Smith	5	124	24.8	44	0
Reed	4	69	17.3	24	0
Burns	3	46	15.3	19	0
Neufeld	3	39	13.0	23	0
Shelton	2	26	13.0	16	0
Euhus	1	0	0.0	0	0
Leonhard	1	36	36.0	36	0
BILLS	75	1992	26.6	99t	1
OPP	64	1308	20.4	95t	1

FIELD GOALS	1-19	20-29	30-39	40-49	50+
Lindell	0/0	8/9	11/13	7/10	3/3
BILLS	0/0	8/9	11/13	7/10	3/3
OPP	0/0	10/10	5/6	4/9	0/0

Lindell:
 (35G, 21G, 42G, 39G, 31G)|(40G)|(36G, 41G, 30G)|(45N)|(24G, 47G)|(50G, 38G)|(41G) [46N, 23G, 35G, (21G, 24G, 48N, 22G) (21G, 24G, 52G, 36G)]
OPPONENTS:
 [(40G)|(27G)|(23G, 40G, 32N, 20G, 37G)|(44G)|(25G)|(44N)|(35G, 44N, 43N)|(28G, 38G) (25G, 45N, 25G)|(23G)|(31G, 27G)|(49G, 43N, 25G, 34G)]

USUAL STARTERS

OFFENSE	
QB	10 Kelly Holcomb
RB	21 Willis McGahee
FB	31 Daimon Shelton
WR	80 Eric Moulds
WR	83 Lee Evans
TE	84 Mark Campbell
LT	69 Mike Gandy
LG	66 Bennie Anderson
C	70 Trey Teague
RG	58 Chris Villarrial
RT	71 Jason Peters

DEFENSE

DE	90 Chris Kelsay
DT	95 Sam Adams
DT	77 Tim Anderson
DE	94 Aaron Schobel
LB	96 Jeff Posey
LB	59 London Fletcher
LB	51 Takeo Spikes
CB	24 Terrence McGee
CB	22 Nate Clements
FS	23 Troy Vincent
SS	36 Lawyer Milloy

PASSING	Att	Cmp	Yds	Cmp%	Yds/Att	TD	TD%	Int	Int%	Long	Sack/Lost	Rating
Holcomb	230	155	1509	67.4	6.56	10	4.3	8	3.5	65	17/140	85.6
Losman	228	113	1340	49.6	5.88	8	3.5	8	3.5	58	26/197	64.9
Parrish	1	1	3	100.0	3.00	0	0.0	0	0.0	3	0/0	79.2
BILLS	459	269	2852	58.6	6.21	18	3.9	16	3.5	65	43/337	75.4
OPP	503	314	3560	62.4	7.08	19	3.8	17	3.4	57	38/269	82.1



2006 SEASON STATISTICS

7-9 | 3RD IN AFC EAST | HEAD COACH DICK JAURON

Date	W/L	Score	Opponent	Attendance
09/10	L	17-19	at New England	68,756
09/17	W	16-6	at Miami	72,797
09/24	L	20-28	New York Jets	72,067
10/01	W	17-12	Minnesota	71,972
10/08	L	7-40	at Chicago	62,206
10/15	L	17-20	at Detroit	60,704
10/22	L	6-28	New England	72,180
11/05	W	24-10	Green Bay	72,205
11/12	L	16-17	at Indianapolis	57,306
11/19	W	24-21	at Houston	70,125
11/26	W	27-24	Jacksonville	63,608
12/03	L	21-24	San Diego	63,361
12/10	W	31-13	at New York Jets	77,131
12/17	W	21-0	Miami	71,011
12/24	L	29-30	Tennessee	54,765
12/31	L	7-19	at Baltimore	70,913

	BUF	OPP
TOTAL FIRST DOWNS	234	298
Rushing	82	117
Passing	132	168
Penalty	20	13
3rd Down: Made/Att	63/199	79/216
3rd Down Pct.	31.7	36.6
4th Down: Made/Att	5/11	11/17
4th Down Pct.	45.5	64.7

POSSESSION AVG. 28:04 31:56

	4271	5273
TOTAL NET YARDS		
Avg. Per Game	266.9	329.6
Total Plays	898	1029
Avg. Per Play	4.8	5.1

	1552	2254
NET YARDS RUSHING		
Avg. Per Game	97.0	140.9
Total Rushes	420	476

	2719	3019
NET YARDS PASSING		
Avg. Per Game	169.9	188.7
Sacked/Yards Lost	47/332	40/265
Gross Yards	3051	3284
Att./Completions	431/268	513/324
Completion Pct.	62.2	63.2
Had Intercepted	14	13

PUNTS/AVERAGE 92/43.6 86/41.6

NET PUNTING AVG. 39.2 34.8

PENALTIES/YARDS 87/629 90/709

FUMBLES/BALL LOST 28/15 28/11

	26	44
TOUCHDOWNS		
Rushing	9	14
Passing	19	18
Returns	5	3

	Q1	Q2	Q3	Q4	OT	PTS
SCORE BY PERIOD						
BILLS	67	84	75	74	0	300
OPPONENTS	74	105	55	77	0	311

SCORING	TD	Ru	Pa	Rt	K-PAT	FG	S	PTS
Lindell	0	0	0	0	33/33	23/25	0	102
Evans	8	0	8	0	-	-	0	48
McGahee	6	6	0	0	-	-	0	36
Parrish	3	0	2	1	-	-	0	18
Price	3	0	3	0	-	-	0	18
Royal	3	0	3	0	-	-	0	18
Fletcher-Baker	2	0	0	2	-	-	0	12
Reed	2	0	2	0	-	-	0	12
A. Thomas	2	0	0	0	-	-	0	12
Clements	1	0	0	1	-	-	0	6
Losman	1	1	0	0	-	-	0	6
McGee	1	0	0	1	-	-	0	6
Neufeld	1	0	1	0	-	-	0	6
Fletcher	0	0	0	0	-	-	1	2
BILLS	33	9	15	33	33	23/25	0	300
OPP	35	14	18	3	33	33/22	26	311

*2-Pt Conversions: Bills 0-0, OPP 0-2

SACKS: Schobel 14, Denney 6, Kelsay 5.5, (group) 4, Tripplett 2.5, Crowell 2, Fletcher-Baker 2, Hargrove LG 1.5, Hargrove TM 1, Ellison 1, Simpson 1, Spikes 1
BILLS: 38 OPPONENTS: 45

RUSHING	No.	Yds	Avg	Long	TD
McGahee	259	990	3.8	57t	6
A. Thomas	107	378	3.5	19	2
Losman	38	140	3.7	15	1
Parrish	2	18	9.0	11	0
Price	5	18	3.6	9	0
Reed	4	13	3.3	15	0
Moorman	2	2	1.0	2	0
S. Williams	2	2	1.0	2	0
Royal	1	-9	-9.0	-9	0
BILLS	420	1552	3.7	57t	9
OPP	476	2254	4.7	52	14

RECEIVING	No.	Yds	Avg	Long	TD
Evans	82	1292	15.8	83t	8
Price	49	402	8.2	25	3
Reed	34	410	12.1	52	2
Parrish	23	320	13.9	51t	2
Royal	23	233	10.1	33t	3
A. Thomas	22	139	6.3	18	0
McGahee	18	156	8.7	56	0
Shelton	7	35	5.0	14	0
Cieslak	6	46	7.7	13	0
Davis	2	13	6.5	8	0
Neufeld	1	4	4.0	4t	1
Everett	1	1	1.0	1	0
BILLS	268	3051	11.4	83t	19
OPP	324	3284	10.1	62	18

INTERCEPTIONS	No.	Yds	Avg	Long	TD
Fletcher-Baker	4	30	7.5	17t	1
Clements	3	80	26.7	58t	1
Simpson	2	76	38.0	76	0
Crowell	2	0	0.0	0	0
Whitner	1	10	10.0	10	0
Ellison	1	7	7.0	7	0
BILLS	13	203	15.6	76	2
OPP	14	198	14.1	44	2

PUNTING	No.	Yds	Avg	Net	TB	In	Lg	B
Moorman	92	4012	43.6	39.2	7	33	66	0
BILLS	92	4012	43.6	39.2	7	33	66	0
OPP	86	3578	41.6	34.8	8	31	64	1

PUNT RETURNS	Ret	FC	Yds	Avg	Long	TD
Parrish	32	9	364	11.4	82t	1
Leonhard	7	1	58	8.3	32	0
BILLS	39	10	422	10.8	82t	1
OPP	36	20	265	7.4	25	0

KICKOFF RETURNS	No.	Yds	Avg	Long	TD
McGee	52	1355	26.1	88	0
Davis	6	99	16.5	27	0
Haggan	2	4	2.0	5	0
Preston	2	10	5.0	9	0
S. Williams	1	17	17.0	17	0
Leonhard	0	18	--	18	0
BILLS	63	1503	23.9	88	0
OPP	60	1279	21.3	74	0

FIELD GOALS	1-19	20-29	30-39	40-49	50+
Lindell	0/0	8/8	5/5	8/10	2/2
BILLS	0/0	8/8	5/5	8/10	2/2
OPP	0/0	5/5	9/10	8/9	0/2

Lindell:
 (53G)(33G,45G,43G)(36G,28G)(44N,28G)(53G)(40G,46G)(28G)(22G,30G,43G,41N)(40G)(21G,42G)(34G)(21G,36G,45G,21G,24G)
OPPONENTS:
 (32G)(55N)(37G,49G)(42G,43G,32G,41G)(43G,56N,29G)(49G)(31G)(42N,27G)(42G,36N)(30G,38G)(42G,20G,30G)(26G,37G,39G,29G)

USUAL STARTERS

OFFENSE

QB	7	JP Losman
RB	21	Willis McGahee
FB	31	Daimon Shelton
WR	83	Lee Evans
WR	81	Peerless Price
TE	84	Robert Royal
LT	71	Jason Peters
LG	69	Mike Gandy
C	67	Melvin Fowler
RG	75	Duke Preston
RT	79	Terrance Pennington

DEFENSE

DE	90	Chris Kelsay
DT	98	Larry Tripplett
DT	95	Kyle Williams
DE	94	Aaron Schobel
LB	51	Takeo Spikes
LB	59	London Fletcher
LB	55	Angelo Crowell
CB	24	Terrence McGee
CB	22	Nate Clements
FS	30	Ko Simpson
SS	20	Donte Whitner

PASSING	Att	Cmp	Yds	Cmp%	Yds/Att	TD	TD%	Int	Int%	Long	Sack/Lost	Rating
Losman	429	268	3051	62.5	7.11	19	4.4	14	3.3	83t	47/332	84.9
Evans	1	0	0	0.0	0.00	0	0.0	0	0.0	0	0/0	39.6
Moorman	1	0	0	0.0	0.00	0	0.0	0	0.0	0	0/0	39.6
BILLS	431	268	3051	62.2	7.08	19	4.4	14	3.2	83t	47/332	84.6
OPP	513	324	3284	63.2	6.40	18	3.5	13	2.5	62	40/265	82.5



2007 SEASON STATISTICS

7-9 | 2ND IN AFC EAST | HEAD COACH DICK JAURON

Date	WL Score	Opponent	Attendance
09/09	L 14-15	Denver	71,132
09/16	L 3-26	at Pittsburgh	64,307
09/23	L 7-38	at New England	68,756
09/30	W 17-14	New York Jets	70,600
10/08	L 24-25	Dallas	71,575
10/21	W 19-14	Baltimore	70,727
10/28	W 13-3	at New York Jets	76,688
11/04	W 33-21	Cincinnati	70,745
11/11	W 13-10	at Miami	70,615
11/18	L 10-56	New England	71,338
11/25	L 14-36	at Jacksonville	64,546
12/02	W 17-16	at Washington	85,831
12/09	W 38-17	Miami	71,018
12/16	L 0-8	at Cleveland	73,196
12/23	L 21-38	New York Giants	71,302
12/30	L 9-17	at Philadelphia	68,594

TOTAL FIRST DOWNS	BUF	OPP
Rushing	248	322
Passing	91	104
Penalty	141	203
3rd Down: Made/Att	65/195	101/224
3rd Down Pct.	33.3	45.1
4th Down: Made/Att	8/18	10/22
4th Down Pct.	44.4	45.5

POSSESSION AVERAGE 28:51 31:10

TOTAL NET YARDS	BUF	OPP
Avg. Per Game	443.4	5807
Total Plays	277.1	362.9
Avg. Per Play	919	1047
	4.8	5.5

NET YARDS RUSHING	BUF	OPP
Avg. Per Game	1800	1993
Total Rushes	112.5	124.6
	448	454

NET YARDS PASSING	BUF	OPP
Avg. Per Game	263.4	381.4
Sacked/Yards Lost	164.6	238.4
Gross Yards	26/208	26/144
Att./Completions	2842	3958
Completion Pct.	445/263	567/354
Had Intercepted	59.1	62.4
	14	18

PUNTS/AVERAGE 81/40.8 61/42.6

NET PUNTING AVERAGE 37.6 31.8

PENALTIES/YARDS 8/633 73/567

FUMBLES/BALL LOST 20/7 29/12

TOUCHDOWNS	BUF	OPP
Rushing	25	39
Passing	8	15
Returns	12	19
	5	5

SCORE BY PERIODS	Q1	Q2	Q3	Q4	OT	PTS
BILLS	79	41	68	64	0	252
OPPONENTS	63	104	92	95	0	354

SCORING	TD	Ru	Pa	Rt	K-PAT	FG	S	PTS	
Lindell	0	0	0	0	24	24	27	0	96
Lynch	7	7	0	0	1*	-	-	0	44
L. Evans	5	0	5	0	-	-	-	0	30
Parrish	3	1	1	1	-	-	-	0	18
Royal	3	0	3	0	-	-	-	0	18
Gaines	2	0	2	0	-	-	-	0	12
Wilson	2	0	0	2	-	-	-	0	12

Kelsay	1	0	0	1	-	-	1	8	
McGee	1	0	0	1	-	-	0	6	
A. Thomas	1	0	1	0	-	-	0	6	
Crowell	0	0	0	0	-	-	1	2	
BILLS	25	8	12	524	24	24	27	2	252
OPP	39	15	19	537	37	27	30	1	354

*2-Point Conversions: BILLS 1-1, OPPONENTS 0-2

SACKS: Schobel 6.5, Kelsay 2.5, McCargo 2.5, Crowell 2, DiGiorgio 2, K. Williams 2, (group) 2, Hargrove 1.5, R. Denney 1, Ellison 1, Haggan 1, Triplet 1, Youberty 1
BILLS: 26
OPPONENTS: 26

RUSHING	No	Yds	Avg	Long	TD
Lynch	280	1115	4.0	56f	7
Jackson	58	300	5.2	27	0
Losman	20	110	5.5	17	0
Wright	29	94	3.2	15	0
A. Thomas	36	89	2.5	9	0
Edwards	14	49	3.5	14	0
Parrish	3	19	6.3	24f	1
Moorman	4	14	3.5	10	0
Reed	4	10	2.5	12	0
BILLS	448	1800	4.0	56f	8
OPP	454	1993	4.4	88f	15

RECEIVING	No	Yds	Avg	Long	TD
L. Evans	55	849	15.4	85f	5
Reed	51	578	11.3	30	0
Parrish	35	352	10.1	47f	1
Royal	25	248	9.9	28f	3
Gaines	25	215	8.6	20	2
Jackson	22	190	8.6	54	0
Lynch	18	184	10.2	30	0
A. Thomas	15	95	6.3	11	1
Price	7	68	9.7	22	0
Schouman	3	19	6.3	10	0
Wright	3	17	5.7	8	0
Neufeld	2	14	7.0	8	0
Aiken	1	10	10.0	10	0
Everett	1	3	3.0	3	0
BILLS	263	2842	10.8	85f	12
OPP	354	3958	11.2	59f	19

PUNTING	No	Yds	Avg	Net	TB	In	Lg	B
Moorman	81	3302	40.8	37.6	3	30	75	0
BILLS	81	3302	40.8	37.6	3	30	75	0
OPP	61	2598	42.6	31.8	9	15	62	0

INTERCEPTIONS	No	Yds	Avg	Long	TD
McGee	4	4	1.0	2	0
Leonhard	2	60	30.0	36	0
Wilson	2	25	12.5	25f	1
Greer	2	1	0.5	2	0
DiGiorgio	1	38	38.0	38	0
Whitner	1	29	29.0	29	0
Youberty	1	19	19.0	19	0
K. Thomas	1	8	8.0	8	0
Crowell	1	5	5.0	5	0
Ellison	1	4	4.0	4	0
Kelsay	1	0	0.0	0f	1
Triplet	1	0	0.0	0	0
BILLS	18	193	10.7	38	2
OPP	14	291	20.8	70	2

PUNT RETURNS	Ref	FC	Yds	Avg	Long	TD
Parrish	27	2	440	16.3	74f	1
Leonhard	4	2	36	9.0	13	0
BILLS	31	4	476	15.4	74f	1
OPPONENTS	37	16	196	5.3	29	0

KICKOFF RETURNS	No	Yds	Avg	Long	TD
McGee	45	1082	24.0	103f	1
Parrish	6	126	21.0	24	0
Scobey	5	112	22.4	29	0
Jackson	3	46	15.3	19	0
Neufeld	3	6	2.0	7	0
Leonhard	2	32	16.0	17	0
A. Thomas	2	26	13.0	15	0
Chambers	1	6	6.0	6	0
Preston	1	12	12.0	12	0
Wilson	1	0	0.0	0	0
Wright	1	0	0.0	0	0
BILLS	70	1448	20.7	103f	1
OPPONENTS	56	1150	20.5	100f	1

FIELD GOALS	1-19	20-29	30-39	40-49	50+	Tot
Lindell	0/0	11/11	7/7	4/6	2/3	24/27
BILLS	0/0	11/11	7/7	4/6	2/3	24/27
OPP	0/0	10/10	9/10	7/8	1/2	27/29

Lindell: [45N][24G][46G][24G,54N][29G,26G,35G,41G][30G,40G][23G,21G,29G,38G][34G][52G][38G,43G,24G,33G,36G][51G,46N][129G,23G,22G]

OPPONENTS: [21G,48G,50N,43N,42G][34G,28G,39G,31G][24G][37N][47G,29G,37G,53G][27G][38G][46G,33G,22G,23G,20G][27G,28G,33G][41G][35G,49G][42G][38G]

USUAL STARTERS

OFFENSE		
QB	5	Trent Edwards
RB	23	Marshawn Lynch
FB/TE	86	Michael Gaines
WR	83	Lee Evans
WR	82	Josh Reed
TE	84	Robert Royal
LT	71	Jason Peters
LG	66	Darrick Dockery
C	67	Melvin Fowler
RG	60	Brad Butler
RT	68	Langston Walker

DEFENSE		
DE	90	Chris Kelsay
DT	98	Larry Triplet
DT	95	Kyle Williams
DE	94	Aaron Schobel
LB	56	Keith Ellison
LB	52	John DiGiorgio
LB	55	Angelo Crowell
CB	24	Terrence McGee
CB	33	Jabari Greer
FS	37	George Wilson
SS	20	Donte Whitner

PASSING	Att	Cmp	Yds	Cmp%	Yds/Att	TD	TD%	Int	Int%	Long	Sack/Lost	Rating
Edwards	269	151	1630	56.1	6.06	7	2.6	8	3.0	70f	12/105	70.4
Losman	175	111	1204	63.4	6.88	4	2.3	6	3.4	85f	14/103	76.9
Lynch	1	1	8	100.0	8.00	1	100.0	0	0.0	8f	0/0	139.6
BILLS	445	263	2842	59.1	6.39	12	2.7	14	3.1	85f	26/208	73.8
OPPONENTS	567	354	3958	62.4	6.98	19	3.4	18	3.2	59f	26/144	81.1

2008 SEASON STATISTICS

7-9 | 3RD IN AFC EAST | HEAD COACH DICK JAURON



Date	W/L Score	Opponent	Attendance
09/07	W 34-10	Seattle	71,194
09/14	W 20-16	at Jacksonville	65,167
09/21	W 24-23	Oakland	71,297
09/28	W 31-14	at St. Louis	61,017
10/05	L 17-41	at Arizona	63,830
10/19	W 23-14	San Diego	71,602
10/26	L 16-25	at Miami	65,011
11/02	L 17-26	New York Jets	71,827
11/09	L 10-20	at New England	68,756
11/17	L 27-29	Cleveland	71,645
11/23	W 54-31	at Kansas City	73,584
11/30	L 3-10	San Francisco	70,988
12/07#	L 3-16	Miami	52,134
12/14	L 27-31	at New York Jets	78,548
12/21	W 30-23	at Denver	74,539
12/28	L 0-13	New England	71,282

Played in Toronto

	BUF	OPP
TOTAL FIRST DOWNS	287	293
Rushing	107	113
Passing	167	167
Penalty	13	13
3rd Down: Made/Att	81/20373/202	
3rd Down Pct.	39.9	36.1
4th Down: Made/Att	7/16	8/26
4th Down Pct.	43.8	50.0

POSSESSION AVG.	30:04	29:57
-----------------	-------	-------

TOTAL NET YARDS	4882	5217
Avg. Per Game	305.1	326.1
Total Plays	956	971
Avg. Per Play	5.1	5.4

NET YARDS RUSHING	1842	1946
Avg. Per Game	115.1	121.6
Total Rushes	439	455

NET YARDS PASSING	3040	3271
Avg. Per Game	190.0	204.4
Sacked/Yards Lost	38/262	24/170
Gross Yards	3302	3441
Att./Completions	479/309	492/301
Completion Pct.	64.5	61.2
Had Intercepted	15	10

PUNTS/AVERAGE	58/44.1	64/45.6
---------------	---------	---------

NET PUNTING AVG.	39.1	36.8
------------------	------	------

PENALTIES/YARDS	71/538	72/540
-----------------	--------	--------

FUMBLES/BALL LOST	33/15	21/12
-------------------	-------	-------

TOUCHDOWNS	35	34
Rushing	16	18
Passing	14	14
Returns	5	2

SCORE BY PERIOD	Q1	Q2	Q3	Q4	OT	PTS
BILLS	46	113	73	104	0	336
OPPONENTS	108	76	81	77	0	342

SCORING	TD	Ru	Pa	Rt	K-PAT	FG	S	PTS
Lindell	0	0	0	0	34/34	30/38	0	124
Lynch	9	8	1	0	-	-	0	54
Evans	3	0	3	0	1*	-	0	20
Edwards	3	3	0	0	-	-	0	18
Jackson	3	3	0	0	-	-	0	18
Greer	2	0	0	2	-	-	0	12
Hardy	2	0	2	0	-	-	0	12
St. Johnson	2	0	2	0	-	-	0	12
Losman	2	0	2	0	-	-	0	12
McKelvin	2	0	0	2	-	-	0	12
Parrish	2	0	1	1	-	-	0	12
Denney	1	0	1	0	-	-	0	6
Fine	1	0	1	0	-	-	0	6
Reed	1	0	1	0	-	-	0	6
Royal	1	0	1	0	-	-	0	6
Schouman	1	0	1	0	-	-	0	6
BILLS	35	16	14	5	34/34	30/38	0	336
OPP	34	18	14	2	34/34	34/41	1	342

*2-Pt Conversions: BILLS 1-1, OPP 0-0
SACKS: Denney 4, Mitchell 4, Stroud 2.5, Sp. Johnson 2, Kelsay 2, Williams 2, Wilson 1.5, Bryan 1, Schobel 1, B. Scott 1, Whitner 1, Youboty 1, (group) 1
BILLS: 24 **OPPONENTS:** 38

RUSHING	No.	Yds	Avg	Long	TD
Lynch	250	1036	4.1	50	8
Jackson	130	571	4.4	32	3
Edwards	36	117	3.3	15†	3
Losman	12	70	5.8	17	2
Evans	1	22	22.0	22	0
Parrish	2	9	4.5	9	0
Ellison	1	6	6.0	6	0
St. Johnson	1	6	6.0	6	0
Omon	6	5	0.8	2	0
BILLS	439	1842	4.2	50	16
OPP	455	1946	4.3	72†	18

RECEIVING	No.	Yds	Avg	Long	TD
Evans	63	1017	16.1	87†	3
Reed	56	597	10.7	24	1
Lynch	47	300	6.4	42	1
Jackson	37	317	8.6	65	0
Royal	33	351	10.6	30†	1
Parrish	24	232	9.7	22	1
Schouman	15	153	10.2	21	1
St. Johnson	10	102	10.2	21	2
Fine	10	94	9.4	20	1
Hardy	9	87	9.7	17	2
Barnes	2	34	17.0	25	0
McIntyre	2	-1	-0.5	0	0
Denney	1	19	19.0	19†	1
BILLS	309	3302	10.7	87†	14
OPP	301	3441	11.4	84†	14

INTERCEPTIONS	No.	Yds	Avg	Long	TD
McGee	3	36	12.0	36	0
Greer	2	75	37.5	42†	2
McKelvin	2	64	32.0	64†	1
Mitchell	2	33	16.5	32	0
Posluszny	1	9	9.0	9	0
BILLS	10	217	21.7	64†	3
OPP	15	169	11.3	92†	1

PUNTING	No.	Yds	Avg	Net	TB	In	Lg	B
Moorman	58	2557	44.1	39.1	5	23	63	0
BILLS	58	2557	44.1	39.1	5	23	63	0
OPP	64	2920	45.6	36.8	5	22	65	0

PUNT RETURNS	Ret	FC	Yds	Avg	Long	TD
Parrish	21	10	322	15.3	63†	1
Jackson	7	0	116	16.6	35	0
McKelvin	2	0	26	13.0	14	0
BILLS	30	10	464	15.5	63†	1
OPP	18	12	187	10.4	21	0

KICKOFF RETURNS	No.	Yds	Avg	Long	TD
McKelvin	52	1468	28.2	98†	1
Jackson	12	181	15.1	30	0
Sp. Johnson	3	40	13.3	19	0
McGee	3	62	20.7	27	0
Parrish	2	40	20.0	25	0
St. Johnson	1	0	0.0	0	0
McIntyre	1	18	18.0	18	0
Wilson	1	7	7.0	7	0
BILLS	75	1816	24.2	98†	1
OPP	63	1247	19.8	69	0

FIELD GOALS	1-19	20-29	30-39	40-49	50+
Lindell	1/1	7/8	11/11	10/15	1/3
BILLS	1/1	7/8	11/11	10/15	1/3
OPP	0/0	8/9	14/15	8/11	4/6

Lindell: (35G,38G,52B)(21G,45G)(46N,38G)
 (45G,35G,45G)(48G)(48G,52N,27G,44G)
 (19N,43G,47G)(53G,43N)(25G)(26G,31G,
 47N)(21G,39G,34G,38G)(20N,22G,40N)(40G)
 (34G,48G)(37G,49G,28G)(47N)
 OPP: (45G)(28G,50G,39G)(23G,35G,32G)
 (51N)(47G,38G)(46B,43G,45G,35G)
 (37G,26G,37N,20G,31G)(32G,49N,37G)
 (40G,33G,43G,22G,56G)(45G)(50G)(50G,
 35G,27G,48N)(31G)(23G,30G,54N,43G)
 (33G,26N,23G)

USUAL STARTERS

OFFENSE		
WR	83	Lee Evans
LT	71	Jason Peters
LG	66	Derrick Dockery
C	75	Duke Preston
RG	60	Brad Butler
RT	68	Langston Walker
TE	84	Robert Royal
WR	82	Josh Reed
FB/TE	80	Derek Schouman (6)
RB	23	Marshawn Lynch
QB	5	Trent Edwards

DEFENSE

LE	90	Chris Kelsay
LT	99	Marcus Stroud
RT	95	Kyle Williams
RE	94	Aaron Schobel
SLB	59	Kawika Mitchell
MLB	51	Paul Posluszny
WLB	56	Keith Ellison
LCB	24	Terrence McGee
RCB	33	Jabari Greer (10)
FS	30	Ko Simpson (10)
SS	20	Donte Whitner

PASSING	Att	Cmp	Yds	Cmp%	Yds/Att	TD	TD%	Int	Int%	Long	Sack/Lost	Rating
Edwards	374	245	2699	65.5	7.22	11	2.9	10	2.7	65	23/143	85.4
Losman	104	63	584	60.6	5.62	2	1.9	5	4.8	87†	15/119	62.3
Moorman	1	1	19	100.0	19.00	1	100.0	0	0.0	19†	0/0	158.3
BILLS	479	309	3302	64.5	6.89	14	2.9	15	3.1	87†	38/262	81.3
OPPONENTS	492	301	3441	61.2	6.99	14	2.8	10	2.0	84†	24/170	83.2

2009 SEASON STATISTICS

6-10 | 4TH IN AFC EAST | HEAD COACH DICK JAURON & PERRY FEWELL



Date	W/L Score	Opponent	Attendance
09/14	L 24-25	at New England	68,756
09/20	W 33-20	Tampa Bay	70,318
09/27	L 7-27	New Orleans	70,261
10/04	L 10-38	at Miami	65,523
10/11	L 3-6	Cleveland	70,526
10/18	W 16-13	(OT) at NY Jets	76,048
10/25	W 20-9	at Carolina	73,497
11/01	L 10-31	Houston	69,790
11/15	L 17-41	at Tennessee	69,143
11/22*	L 15-18	at Jacksonville	47,757
11/29	W 31-14	Miami	70,155
12/03#	L 13-19	NY Jets	51,567
12/13	W 16-10	at Kansas City	68,668
12/20	L 10-17	New England	70,000
12/27	L 3-31	at Atlanta	68,887
01/03	W 30-7	Indianapolis	69,848

*Perry Fewell's first game/# Played in Toronto

	BUF	OPP
TOTAL FIRST DOWNS	233	310
Rushing	81	134
Passing	126	157
Penalty	26	19
3rd Down: Made/Att	51/198	72/240
3rd Down Pct.	25.8	40.4
4th Down: Made/Att	7/15	14/26
4th Down Pct.	46.7	53.8

POSSESSION AVG.	27:50	32:10
-----------------	-------	-------

TOTAL NET YARDS	4382	5449
Avg. Per Game	273.9	340.6
Total Plays	911	1086
Avg. Per Play	4.8	5.0

NET YARDS RUSHING	1867	2501
Avg. Per Game	116.7	156.3
Total Rushes	424	535

NET YARDS PASSING	2515	2948
Avg. Per Game	157.2	184.3
Sacked/Yards Lost	46/274	32/189
Gross Yards	2789	3137
Att./Completions	441/256	519/295
Completion Pct.	58.0	56.8
Had Intercepted	19	28

PUNTS/AVERAGE	90/46.6	78/41.2
---------------	---------	---------

NET PUNTING AVG.	90/40.2	78/37.4
------------------	---------	---------

PENALTIES/YARDS	107/855	107/919
-----------------	---------	---------

FUMBLES/BALL LOST	24/11	21/5
-------------------	-------	------

TOUCHDOWNS	25	37
Rushing	6	19
Passing	17	14
Returns	2	4

SCORE BY PERIOD	Q1	Q2	Q3	Q4	OT	PTS
BILLS	74	67	37	77	3	258
OPPONENTS	44	115	48	119	0	326

SCORING	Td	Ru	Pa	Rt	K-PAT	FG	S	PTS		
Lindell	0	0	0	0	24	24	28	33	0	108
Evans	7	0	7	0	-	-	-	-	0	42
Owens	6	1	5	0	-	-	-	-	0	36
Jackson	4	2	2	0	-	-	-	-	0	24
Lynch	2	2	0	0	-	-	-	-	0	12
Denney	1	0	1	0	-	-	-	-	0	6
Fitzpatrick	1	1	0	0	-	-	-	-	0	6
Nelson	1	0	1	0	-	-	-	-	0	6
Reed	1	0	1	0	-	-	-	-	0	6
Schobel	1	0	0	1	-	-	-	-	0	6
Whitner	1	0	0	1	-	-	-	-	0	6
BILLS	25	6	17	2	24	24	28	33	0	258
OPP	37	19	14	4	32	32	22	28	1	326

2-P Conversion: Bills 0-1, OPP 2-5

SACKS: Schobel 10, Kelsay 5, Williams 4, Denney 2, Sp. Johnson 2, B. Scott 2, Stroud 2, Wilson 2, Draft 1, Posluszny 1, (group) 1
BILLS: 32 **OPPONENTS:** 46

RUSHING	No.	Yds	Avg	Long	TD
Jackson	237	1062	4.5	43	2
Lynch	120	450	3.8	47	2
Fitzpatrick	31	141	4.5	31	1
Edwards	14	106	7.6	20	0
Owens	6	54	9.0	29	1
McIntyre	5	34	6.8	25	0
Omon	5	22	4.4	7	0
Parrish	2	4	2.0	9	0
Brohm	3	-3	-1.0	-1	0
Jenkins	1	-3	-3.0	-3	0
BILLS	424	1867	4.4	47	6
OPP	535	2501	4.7	76	19

RECEIVING	No.	Yds	Avg	Long	TD
Owens	55	829	15.1	98	5
Jackson	46	371	8.1	21	2
Evans	44	612	13.9	50	7
Lynch	28	179	6.4	35	0
Reed	27	291	10.8	29	1
Nelson	17	156	9.2	25	1
Schouman	9	103	11.4	27	0
Fine	9	64	7.1	11	0
McIntyre	7	55	7.9	18	0
Stupar	6	40	6.7	17	0
Parrish	3	34	11.3	16	0
St. Johnson	2	10	5.0	5	0
Denney	1	25	25.0	25	1
Klopfenstein	1	11	11.0	11	0
Hardy	1	9	9.0	9	0
BILLS	256	2789	10.9	98	17
OPP	295	3137	10.6	52	14

INTERCEPTIONS	No.	Yds	Avg	Long	TD
Byrd	9	118	13.1	37	0
Wilson	4	23	5.8	27	0
Posluszny	3	20	6.7	17	0
Whitner	2	104	52.0	76	1
C. Harris	2	7	3.5	7	0
B. Scott	1	27	27.0	27	0
Schobel	1	26	26.0	26	1
Florence	1	7	7.0	7	0
McGee	1	3	3.0	3	0
Corner	1	0	0.0	0	0
Draft	1	0	0.0	0	0
Mace	1	0	0.0	0	0
Wendling	1	0	0.0	0	0
BILLS	28	335	12.0	76	2
OPP	19	194	10.2	31	3

PUNTING	No.	Yds	Avg	Net	Tb	In	Lg	B
Moorman	90	4192	46.6	40.2	10	25	73	0
BILLS	90	4192	46.6	40.2	10	25	73	0
OPP	78	3216	41.2	37.4	4	30	63	0

PUNT RETURNS	Ret	FC	Yds	Avg	Long	TD
Parrish	24	13	133	5.5	31	0
Jackson	6	5	69	11.5	27	0
Reed	3	0	0	0.0	0	0
Youboty	0	0	16	---	16	0
BILLS	33	18	218	6.6	31	0
OPP	49	12	377	7.7	52	0

KICKOFF RETURNS	No.	Yds	Avg	Long	TD
Jackson	41	1014	24.7	71	0
Parrish	11	258	23.5	31	0
McKelvin	5	121	24.2	33	0
Jenkins	3	45	15.0	19	0
Sp. Johnson	1	12	12.0	12	0
McGee	1	30	30.0	30	0
Omon	1	26	26.0	26	0
Stupar	1	11	11.0	11	0
BILLS	64	1517	23.7	71	0
OPP	59	1271	21.5	52	0

FIELD GOALS 1-19 20-29 30-39 40-49 50+
 Lindell 0/0 12/12 9/9 6/9 1/3
 BILLS 0/0 12/12 9/9 6/9 1/3
OPPONENTS 1/1 9/9 7/8 3/6 2/4
 Lindell: (40G)(31G,43G,27G,20G)|(49N,35G)
 (36G)(33G,25G,46N,47G)(29G,22G)(21G)
 (25G)(26G,28G,22G)(44N,56G)(49G,32G)
 (41G,24G,51N,36G)(25G,56N)(42G)(31G,
 33G,36G)
 OPP: (41N,20G,28G)|(27G,35G)(33G)(24G,
 18G)(23G,41G,44N)(43N,39N)(42G, 22G,26G)
 (38G,60N,51G)(29G)|(38G,49G,31G,37G)(21G)
 (30G)(51G,55B)|)

USUAL STARTERS		
OFFENSE		
WR	83	Lee Evans
LT	77	Demetrius Bell (8)
	79	Jonathan Scott (6)
LG	67	Andy Levitre
C	63	Geoff Hangartner
RG	70	Eric Wood (10)
RT	73	Kirk Chambers (9)
TE	89	Shawn Nelson (12)
WR	81	Terrell Owens
FB/TE	86	Derek Fine (6)
	38	Corey McIntyre (4)
	82	Josh Reed (4)
RB	22	Fred Jackson (10)
	23	Marshawn Lynch (8)
QB	14	Ryan Fitzpatrick (6)
	5	Trent Edwards (7)

DEFENSE		
LE	90	Chris Kelsay
LT	99	Marcus Stroud
RT	95	Kyle Williams
RE	94	Aaron Schobel
SLB	56	Keith Ellison (7)
MLB	51	Paul Posluszny
WLB	43	Bryan Scott (6)
	55	Kawika Mitchell (4)
LCB	24	Terrence McGee (10)
RCB	29	Drayton Florence (13)
FS	31	Jairus Byrd (10)
SS	37	George Wilson (12)

PASSING	Att	Cmp	Yds	Cmp%	Yds/Att	TD	TD%	Int	Int%	Long	Sack/Lost	Rating
Fitzpatrick	227	127	1422	55.9	6.26	9	4.0	10	4.4	98	21/127	69.7
Edwards	183	110	1169	60.1	6.39	6	3.3	7	3.8	46	23/139	73.8
Brohm	29	17	146	58.6	5.03	0	0.0	2	6.9	15	2/ 8	43.2
Jackson	1	1	27	100.0	27.00	1	100.0	0	0.0	27	0/ 0	158.3
Moorman	1	1	25	100.0	25.00	1	100.0	0	0.0	25	0/ 0	158.3
BILLS	441	256	2789	58.0	6.32	17	3.9	19	4.3	98	46/ 274	71.7
OPPONENTS	519	295	3137	56.8	6.04	14	2.7	28	5.4	52	32/ 189	61.1



2010 SEASON STATISTICS

4-12 | 4TH IN AFC EAST | HEAD COACH CHAN GAILEY

Date	W/L Score	Opponent	Attendance
09/12	L 10-15	Miami	69,295
09/19	L 7-34	at Green Bay	70,741
09/26	L 30-38	at New England	68,756
10/03	L 14-38	NY Jets	69,262
10/10	L 26-36	Jacksonville	58,304
10/24	L 34-37	(OT) at Baltimore	71,220
10/31	L 10-13	(OT) at Kansas City	66,625
11/07#	L 19-22	Chicago	50,746
11/14	W 14-12	Detroit	56,721
11/21	W 49-31	at Cincinnati	55,654
11/28	L 16-19	(OT) Pittsburgh	69,642
12/05	L 14-38	at Minnesota	64,012
12/12	W 13-6	Cleveland	50,861
12/19	W 17-14	at Miami	65,511
12/26	L 3-34	New England	68,281
01/02	L 7-38	at NY Jets	79,019

	BUF	OPP
TOTAL FIRST DOWNS	263	335
Rushing	82	138
Passing	166	179
Penalty	15	18
3rd Down: Made/Att	80/211	98/227
3rd Down Pct.	37.9	43.2
4th Down: Made/Att	11/24	7/10
4th Down Pct.	45.8	70.0

POSSESSION AVG.	27:40	32:20
------------------------	-------	-------

TOTAL NET YARDS	4878	5786
Avg. Per Game	304.9	361.6
Total Plays	954	1071
Avg. Per Play	5.1	5.4

NET YARDS RUSHING	1720	2714
Avg. Per Game	107.5	169.6
Total Rushes	401	571

NET YARDS PASSING	3158	3072
Avg. Per Game	197.4	192.0
Sacked/Yards Lost	34/213	27/181
Gross Yards	3371	3253
Att./Completions	519/296	473/294
Completion Pct.	57.0	62.2
Had Intercepted	21	11

PUNTS/AVERAGE	75/42.4	71/42.1
----------------------	---------	---------

NET PUNTING AVG.	75/36.6	71/35.6
-------------------------	---------	---------

PENALTIES/YARDS	82/633	85/634
------------------------	--------	--------

FUMBLES/BALL LOST	33/18	20/11
--------------------------	-------	-------

TOUCHDOWNS	34	48
Rushing	6	18
Passing	24	28
Returns	4	2

SCORE BY PERIOD	Q1	Q2	Q3	Q4	OT	PTS
BILLS	40	88	65	90	0	283
OPPONENTS	70	166	98	82	9	425

SCORING	Td	Ru	Pa	Rt	K-PAT	FG	S	PTS
Lindell	0	0	0	0	31/32	16/21	0	79
St. Johnson	10	0	0	0	0	0	0	60
F. Jackson	7	5	2	0	0	0	0	42
Evans	4	0	0	0	0	0	0	24
D. Nelson	3	0	3	0	0	0	0	18
Florence	2	0	0	2	0	0	0	12
Parrish	2	0	2	0	0	0	0	12
Spiller	2	0	1	1	0	0	0	12
Byrd	1	0	0	1	0	0	0	6
Jones	1	0	1	0	0	0	0	6
Martin	1	0	1	0	0	0	0	6
McIntyre	1	1	0	0	0	0	0	6
BILLS	34	6	24	4	31/32	16/21	0	283
OPP	48	18	28	2	46/46	29/39	1	425

SACKS: K. Williams 5.5, Kelsay 3.5, B. Scott 3, Stroud 3, Moats 2.5, Sp. Johnson 2, Posluszny 2, Byrd 1, Carrington 1, Corner 1, D. Eddwards 1, Ellis 1, Woods 1, Whitner .5
BILLS: 27 OPPONENTS: 34

RUSHING	No.	Yds	Avg	Long	TD
F. Jackson	222	927	4.2	39	5
Spiller	74	283	3.8	20	0
Fitzpatrick	40	269	6.7	22	0
Lynch	37	164	4.4	17	0
T. Edwards	5	24	4.8	8	0
Parrish	3	23	7.7	13	0
Ganther	9	18	2.0	11	0
McIntyre	4	5	1.3	2	1
Roosevelt	1	3	3.0	3	0
Caulcrick	1	2	2.0	2	0
Jones	3	1	0.3	2	0
Moorman	2	1	0.5	1	0
Sanborn	0	0	---	---	0
BILLS	401	1720	4.3	39	6
OPP	571	2714	4.8	43t	18

RECEIVING	No.	Yds	Avg	Long	TD
St. Johnson	82	1073	13.1	45	10
Evans	37	578	15.6	54	4
Parrish	33	400	12.1	37	2
D. Nelson	31	353	11.4	37	3
F. Jackson	31	215	6.9	65t	2
Spiller	24	157	6.5	41	1
Jones	18	213	11.8	40	1
Stupar	12	111	9.3	35	0
Roosevelt	9	139	15.4	30	0
Martin	7	43	6.1	15	1
McIntyre	4	32	8.0	14	0
S. Nelson	3	25	8.3	12	0
Ganther	2	9	4.5	8	0
Chandler	1	8	8.0	8	0
Hubbard	1	8	8.0	8	0
Lynch	1	7	7.0	7	0
TEAM	296	3371	11.4	65t	24
OPP	294	3253	11.1	52t	28

INTERCEPTIONS	No.	Yds	Avg	Long	TD
Florence	3	42	14.0	40f	1
Wilson	2	65	32.5	56	0
McKelvin	2	10	5.0	10	0
Byrd	1	37	37.0	37t	1
Whitner	1	37	37.0	37	0
Davis	1	11	11.0	11	0
D. Edwards	1	8	8.0	8	0
BILLS	11	210	19.1	56	2
OPP	21	330	15.7	41	2

PUNTING	No.	Yds	Avg	Net	TB	In	Lg	B
Moorman	75	3181	42.4	36.6	7	17	61	0
BILLS	75	3181	42.4	36.6	7	17	61	0
OPP	71	2986	42.1	35.6	6	24	62	0

PUNT RETURNS	Ret	FC	Yds	Avg	Long	TD
Parrish	12	7	131	10.9	33	0
Spiller	12	8	175	14.6	34	0
McKelvin	6	3	24	4.0	25	0
Florence	1	0	6	6.0	6	0
Scott	1	0	0	0.0	0	0
BILLS	32	18	336	10.5	34	0
OPP	32	17	299	9.3	25	0

KICKOFF RETURNS	No.	Yds	Avg	Long	TD
Spiller	44	1014	23.0	95t	1
McKelvin	14	265	18.9	49	0
Jones	6	120	20.0	31	0
Caulcrick	2	28	14.0	17	0
Roosevelt	2	31	15.5	16	0
Chandler	1	11	11.0	11	0
Ellis	1	0	0.0	0	0
Wilson	0	0	---	---	0
BILLS	69	1458	21.1	95t	1
OPP	57	1238	21.7	51	0

FIELD GOALS	1-19	20-29	30-39	40-49	50+
Lindell	1/1	6/6	5/6	2/3	2/5
BILLS	1/1	6/6	5/6	2/3	2/5
OPP	3/3	6/6	6/8	14/20	0/2

Lindell: (51G, 63N)|(139G, 39G, 34G, 51N)|(129G, 22G)|(21G, 50G)|(43G, 53N)|(41N)|(33N)|(29G, 32G, 49G)|(30G, 19G)|(29G)|(26G)
 OPP: (32G, 46N, 43G)|(44G, 24G)|(43G)|(30N, 19G)|(49G, 49G, 34G, 40G, 46G)|(41G, 48G, 38G)|(28G, 39N, 35G)|(42N)|(25G, 49N, 45G)|(19G, 43N)|(45G, 46G, 48G, 41G)|(38G)|(19G, 25G)|(48N, 61N, 53N, 48N)|(34G, 26G)|(28G)

USUAL STARTERS

OFFENSE	
WR	Lee Evans
LT	Demetrius Bell
LG	Andy Levitre
C	Geoff Hangartner
RG	Eric Wood
RT	Mansfield Wrotto
TE	David Martin
WR	Stevie Johnson
FB	Corey McIntyre
RB	Fred Jackson
QB	Ryan Fitzpatrick

DEFENSE	
LE	Marcus Stroud
NT	Kyle Williams
RE	Dwan Edwards
SLB	Chris Kelsay
MLB	Akin Ayodele (9)
	Andra Davis (4)
WLB	Paul Posluszny
JLB	Arthur Moats (4)
	Reggie Torbor (4)
LCB	Leodis McKelvin
RCB	Drayton Florence
FS	Jairus Byrd
SS	Donte Whitner

PASSING	Att	Cmp	Yds	Cmp%	Yds/Att	TD	TD%	Int	Int%	Long	Sack/Lost	Rating
Fitzpatrick	441	255	3000	57.8	6.80	23	5.2	15	3.4	65t	24/145	81.8
T. Edwards	52	29	241	55.8	4.63	1	1.9	2	3.8	31t	7/63	58.3
Brohm	23	10	106	43.5	4.61	0	0.0	3	13.0	33	3/5	17.9
L. Brown	3	2	24	66.7	8.00	0	0.0	1	33.3	16	0/0	51.4
BILLS	519	296	3371	57.0	6.50	24	4.6	21	4.0	65t	34/213	75.2
OPPONENTS	473	294	3253	62.2	6.88	28	5.9	11	2.3	52t	27/181	92.6



2012 SEASON STATISTICS

6-10 | 4TH IN AFC EAST | HEAD COACH CHAN GAILEY

Date	W/L Score	Opponent	Attendance
09/09	L 28-48	at New York Jets	79,088
09/16	W 35-17	Kansas City	69,402
09/23	W 24-14	at Cleveland	69,353
09/30	L 28-52	New England	70,684
10/07	L 3-45	at San Francisco	69,732
10/14	W 19-16	OT at Arizona	60,385
10/21	L 34-35	Tennessee	68,836
11/04	L 9-21	at Houston	71,698
11/11	L 31-37	at New England	68,756
11/15	W 19-14	Miami	69,118
11/25	L 13-20	at Indianapolis	64,366
12/02	W 34-18	Jacksonville	53,971
12/09	L 12-15	St. Louis	68,109
12/16#	L 17-50	Seattle	40,770
12/23	L 10-24	at Miami	54,462
12/30	W 28-9	New York Jets	54,533

Played in Toronto

TOTAL FIRST DOWNS

	BUF	OPP
Rushing	103	136
Passing	176	182
Penalty	22	31
3rd Down: Made/Att	77/198	92/209
3rd Down Pct.	38.9	44.0
4th Down: Made/Att	5/8	6/12
4th Down Pct.	62.5	50.0

POSSESSION AVG.

	30:04	29:56
TOTAL NET YARDS	5486	5806
Avg. Per Game	342.9	362.9
Total Plays	983	1042
Avg. Per Play	5.6	5.6

NET YARDS RUSHING

	2217	2333
Avg. Per Game	138.6	145.8
Total Rushes	442	470

NET YARDS PASSING

	3269	3473
Avg. Per Game	204.3	217.1
Sacked/Yards Lost	30/161	36/196
Gross Yards	3430	3669
Att./Completions	511/309	536/306

COMPLETION PCT.

	60.5	57.1
Had Intercepted	17	12

PUNTS/AVERAGE

	80/44.3
72/44.6	

NET PUNTING AVG.

	80/37.1
72/36.2	

PENALTIES/YARDS

	104/871	80/693
--	---------	--------

FUMBLES/BALL LOST

	23/17	26/9
--	-------	------

TOUCHDOWNS

	40	53
Rushing	12	23
Passing	24	25
Returns	4	5

SCORE BY PERIOD

	Q1	Q2	Q3	Q4	OT	PTS
BILLS	84	109	78	70	3	344
OPPONENTS	89	115	109	122	0	435

SCORING

TD	Ru	Pa	Rt	K-PAT	FG	S	PTS
Lindell	0	0	0	39/39	21/24	0	102
Spiller	8	6	2	0	0	0	48
Chandler	6	0	6	0	0	0	36
St. Johnson	6	0	6	0	0	0	36
F. Jackson	4	3	1	0	0	0	24
Jones	4	0	4	0	0	0	24
Bra. Smith	4	1	2	1	0	0	24
McKelvin	2	0	2	0	0	0	12
L. Smith	2	0	2	0	0	0	12
Choice	1	1	0	0	0	0	6
Fitzpatrick	1	1	0	0	0	0	6
Graham	1	0	1	0	0	0	6
B. Scott	1	0	0	1	0	0	6
Kelsay	0	0	0	0	1	2	12
Sheppard	0	0	0	0	1	2	12
BILLS	40	12	24	439/39	21/24	1	344
OPP	53	23	25	50/51	21/28	0	435

2-Pt Conversions: BILLS 0-1, OPP 2-2

SACKS: M. Williams 10.5, Dareus 5.5, Ky. Williams 5, Moore 3, Barnett 2, Carrington 2, Sp. Johnson 2, Kelsay 2, Sheppard 2, Anderson 1, Merriman 1, BILLS: 36, OPP: 30

RUSHING

No.	Yds	Avg	Long	TD	
Spiller	207	1244	6.0	62	6
F. Jackson	115	437	3.8	15	3
Fitzpatrick	48	197	4.1	20	1
Choice	47	193	4.1	22	1
Bra. Smith	14	116	8.3	35	1
J. White	8	34	4.3	9	0
Graham	1	5	5.0	5	0
Thigpen	1	-1	-1.0	-1	0
Dickerson	1	-8	-8.0	-8	0
BILLS	442	2217	5.0	62	12
OPP	470	2333	5.0	83†	23

RECEIVING

No.	Yds	Avg	Long	TD	
St. Johnson	79	1046	13.2	63	6
Chandler	43	571	13.3	43	6
Spiller	43	459	10.7	66†	2
Jones	41	443	10.8	68†	4
F. Jackson	34	217	6.4	34	1
Graham	31	322	10.4	51	1
Bra. Smith	14	152	10.9	35†	2
Elliott	10	108	10.8	22	0
Dickerson	9	117	13.0	24	0
Martin	4	41	10.3	16	0
L. Smith	4	13	3.3	5	2
Choice	4	9	2.3	5	0
Nelson	2	31	15.5	21	0
McIntyre	1	9	9.0	9	0
BILLS	309	3430	11.1	68†	24
OPP	306	3669	12.0	53	25

INTERCEPTIONS

No.	Yds	Avg	Long	TD	
Byrd	5	81	16.2	45	0
B. Scott	4	66	16.5	32	1
Gilmore	1	23	23.0	23	0
McKelvin	1	9	9.0	9	0
Rogers	1	-1	-1.0	-1	0
BILLS	12	178	14.8	45	1
OPP	17	256	15.1	57†	2

PUNTING

No.	Yds	Avg	Net	TB	In	Lg	B		
Powell	65	2860	44.0	38	1	2	23	62	0
Moorman	15	682	45.5	32	7	1	2	66	0
BILLS	80	3542	44.3	37	1	3	25	66	0
OPP	72	3210	44.6	36	2	8	27	66	0

PUNT RETURNS

Ref	FC	Yds	Avg	Long	TD	
McKelvin	23	14	431	18.7	88†	2
Rogers	3	4	14	4.7	14	0
Byrd	0	3	0	---	0	0
BILLS	26	21	445	17.1	88†	2
OPP	35	14	517	14.8	75†	2

KICKOFF RETURNS

No.	Yds	Avg	Long	TD	
Bra. Smith	18	496	27.6	89†	1
Easley	2	75	37.5	55	0
Rogers	2	55	27.5	28	0
Carrington	1	0	0.0	0	0
L. Smith	1	0	0.0	0	0
TEAM	42	1136	27.0	89†	1
OPP	51	1144	22.4	96†	1

FIELD GOALS

1-19	20-29	30-39	40-49	50+	
Lindell	1/1	3/3	10/11	6/7	1/2
BILLS	1/1	3/3	10/11	6/7	1/2
OPP	3/3	6/6	5/7	6/10	1/2
Lindell: (11)(1)(37G)(1)(31G)(25G)(31G,42G)(37N,22G,38G,39G)(41G)(32G,34G,42G,19G)(33G,31G)(29G,50G)(35G,40G)(41G)(42G)(50N,46N)OPP:(25G,39G)(33G)(1)(49N,42N,30G)(19G)(49G,49G,61G,38B)(1)(46B)(43G,48G,27G)(50N)(25G,19G)(36G)(1)(9G,33G,23G)(1)(46B,45G)(47G,23G,28G,30B)					

USUAL STARTERS

OFFENSE

WR	13	Stevie Johnson
LT	77	Cordy Glenn
LG	67	Andy Levitre
C	70	Eric Wood
RG	60	Kraig Urbik
RT	79	Enik Pears
TE	84	Scott Chandler
WR	19	Donald Jones
WR	11	T.J. Graham
RB	28	C.J. Spiller
QB	14	Ryan Fitzpatrick

DEFENSE

LE	94	Mario Williams
DT	99	Marcell Dareus
DT	95	Kyle Williams
RE	54	Kyle Moore
SLB	53	Nigel Bradham
MLB	55	Kelvin Sheppard
WLB	50	Nick Barnett
LCB	23	Aaron Williams
RCB	27	Stephon Gilmore
FS	31	Jarius Byrd
SS	37	George Wilson

PASSING

Att	Cmp	Yds	Cmp%	Yds/Att	TD	TD%	Int	Int%	Long	Sack/Lost	Rating	
Fitzpatrick	505	306	3400	60.6	6.73	24	4.8	16	3.2	68†	30/161	83.3
Thigpen	5	3	30	60.0	6.00	0	0.0	0	0.0	12	0/0	77.1
Bra. Smith	1	0	0	0.0	0.00	0	0.0	1	100.0	---	0/0	0.0
TEAM	511	309	3430	60.5	6.71	24	4.7	17	3.3	68†	30/161	82.2
OPPONENTS	536	306	3669	57.1	6.85	25	4.7	12	2.2	53	36/196	84.4



2013 SEASON STATISTICS

6-10 | 4TH IN AFC EAST | HEAD COACH DOUG MARRONE

Date	W/L	Score	Opponent	Attendance
09/08	L	21-23	New England	69,519
09/15	W	24-23	Carolina	67,819
09/22	L	20-27	at New York Jets	76,957
09/29	W	23-20	Baltimore	68,296
10/03	L	24-37	at Cleveland	71,239
10/13	L	24-27	OT Cincinnati	67,739
10/20	W	23-21	at Miami	60,592
10/27	L	17-35	at New Orleans	72,405
11/03	L	13-23	Kansas City	68,159
11/10	L	10-23	at Pittsburgh	60,406
11/17	W	37-14	New York Jets	68,036
12/01#	L	31-34	OT Atlanta	38,969
12/08	L	6-27	at Tampa Bay	59,194
12/15	W	27-20	at Jacksonville	60,085
12/22	W	19-0	Miami	54,305
12/29	L	20-34	at New England	68,756

Played in Toronto

	BUF	OPP
TOTAL FIRST DOWNS	301	308
Rushing	113	98
Passing	149	170
Penalty	39	40
3rd Down: Made/Att	83/244	91/245
3rd Down Pct.	34.0	37.1
4th Down: Made/Att	4/14	4/10
4th Down Pct.	28.6	40.0

POSSESSION AVG.	28:23	31:37
------------------------	-------	-------

TOTAL NET YARDS	5410	5334
Avg. Per Game	338.1	333.4
Total Plays	1116	1089
Avg. Per Play	4.8	4.9

NET YARDS RUSHING	2307	2063
Avg. Per Game	144.2	128.9
Total Rushes	546	471

NET YARDS PASSING	3103	3271
Avg. Per Game	193.9	204.4
Sacked/Yards Lost	48/270	57/395
Gross Yards	3373	3666
Att./Completions	522/299	561/310
Completion Pct.	57.3	55.3
Had Intercepted	15	23

PUNTS/AVERAGE	96/43.0
94/45.5	

NET PUNTING AVG.	96/36.1
94/41.0	

PENALTIES/YARDS	110/952
108/931	

FUMBLES/BALL LOST	32/12	21/7
--------------------------	-------	------

TOUCHDOWNS	34	42
Rushing	15	10
Passing	16	28
Returns	3	4

SCORE BY PERIOD	Q1	Q2	Q3	Q4	OT	PTS
BILLS	73	10375	88	0	339	
OPPONENTS	64	13382	103	6	388	

SCORING	TD	Ru	Pa	Rt	K-PAT	FG	S	PTS
Carpenter	0	0	0	0	32/32	33/36	0	131
Jackson	10	9	1	0				60
Johnson	3	0	3	0				20
Woods	3	0	3	0				20
Goodwin	3	0	3	0				18
Chandler	2	0	2	0				12
Graham	2	0	2	0				12
Manuel	2	2	0	0				12
Searcy	2	0	2	0				12
Spiller	2	2	0	0				12
Summers	2	1	1	0				12
Gragg	1	1	0	0				6
Lewis	1	1	0	0				6
Robey	1	0	0	1				6
BILLS	34	15	163	32	32/32	33/36	0	339
OPP	42	12	28	4	41/41	31/36	0	388

2-P Conversions: **BILLS** 2-2, **OPP** 1-1

SACKS: M. Williams 13, K. Williams 10.5, Hughes 10, Dareus 7.5, Lawson 4, Searcy 3.5, Robey 3, Alonso 2, Bryant 1, Byrd 1, Charles LG 1, Charles TM 1, Westerman TM 0.5

BILLS: 57
OPP: 48

RUSHING	No.	Yds	Avg	Long	TD
Spiller	202	933	4.6	77	2
Jackson	206	890	4.3	59	9
Manuel	53	186	3.5	19	2
Choice TM	35	126	3.6	20	0
Lewis	24	52	2.2	8	1
Summers	12	46	3.8	16	1
Tuel	3	17	5.7	14	0
Woods	2	16	8.0	13	0
Graham	4	14	3.5	14	0
Goodwin	3	13	4.3	17	0
Johnson	1	10	10.0	10	0
Wingo	1	4	4.0	4	0
BILLS	546	2307	4.2	77	15
OPP	471	2063	4.4	80	10

RECEIVING	No.	Yds	Avg	Long	TD
Chandler	53	655	12.4	33t	2
Johnson	52	597	11.5	45	3
Jackson	47	387	8.2	37	1
Woods	40	587	14.7	57	3
Spiller	33	185	5.6	27	0
Graham	23	361	15.7	47	2
Goodwin	17	283	16.6	59t	3
Hogan	10	83	8.3	16	0
Summers	7	79	11.3	34	1
L. Smith	5	78	15.6	28	0
Gragg	5	53	10.6	28	1
Choice TM	4	10	2.5	5	0
Easley	2	13	6.5	9	0
Wingo	1	2	2.0	2	0
BILLS	299	3373	11.3	59t	16
OPP	310	3666	11.8	74	28

INTERCEPTIONS	No.	Yds	Avg	Long	TD
Byrd	4	85	21.3	57	0
Leonhard	4	72	18.0	41	0
A. Williams	4	43	10.8	34	0
Alonso	4	38	9.5	32	0
Gilmore	2	0	0.0	0	0
Searcy	1	32	32.0	32t	1
Robey	1	19	19.0	19t	1

INTS (cont)	No.	Yds	Avg	Long	TD
Lawson	1	0	0.0	0	0
McKelvin	1	0	0.0	0	0
Rogers TM	1	0	0.0	0	0
BILLS	23	289	12.6	57	2
OPPONENTS	15	298	19.9	100t	2

PUNTING	No.	Yds	Avg	Net	TB	In	Lg	B
Moorman	61	2511	41.2	36.64	16	620		
S. Powell	35	1613	46.1	35.25	10	660		
BILLS	96	4124	43.0	36.19	26	660		
OPP	94	4274	45.5	41.09	39	740		

PUNT RETURNS	Ref	FC	Yds	Avg	Long	TD
McKelvin	32	13	180	5.6	21	0
Leonhard	7	9	63	9.0	25	0
BILLS	39	22	243	6.2	25	0
OPPONENTS	45	22	477	10.6	79t	1

KICKOFF RETURNS	No.	Yds	Avg	Long	TD
Goodwin	16	351	21.928	0	0
Easley	4	83	20.828	0	0
Graham	1	19	19.019	0	0
Woods	1	9	9.0	9	0
Ross	1	7	7.0	7	0
BILLS	23	469	20.428	0	0
OPPONENTS	51	1144	22.496t	1	1

FIELD GOALS 1-19 20-29 30-39 40-49 50+

Carpenter 0/0 13/13 6/6 10/11 4/6
 BILLS 0/0 13/13 6/6 10/11 4/6
 OPPONENTS 0/0 7/7 14/16 8/10 2/3

Carpenter: (1)(42N,55G,20G,48G)
 (37G,23G,43G,26G)(27G,27G,22G)(52G)(51G)
 (39G,20G,31G)(50N,37G)(26G,30G)(20G)
 (40G,42G,43G)(29G)(40G,46G)(42G, 54N,40G)
 (45G,21G,22G,26G)(51G,37G)
 OPP: (48G,33G,35G)(27G,26G,39G)(47G,34G)
 (35G,24G)(30G,24G,44G)(46G,34N,43G)(51N)
 (48N)(49G,36G)(53G,32G)(32G,55G)(
 (43G,35G,29G,35G)

USUAL STARTERS		
OFFENSE		
WR	13	Stevie Johnson
LT	77	Cordy Glenn
LG	59	Doug Legursky
C	70	Eric Wood
RG	60	Kraig Urbik
RT	79	Erik Pears
TE	84	Scott Chandler
QB	3	EJ Manuel
RB	28	C.J. Spiller
FB	38	Frank Summers
WR	11	T.J. Graham

DEFENSE		
LDE	90	Alan Branch
DT	95	Kyle Williams
DT	99	Marcell Dareus
RDE	94	Mario Williams
SLB	91	Manny Lawson
MLB	50	Kiko Alonso
WLB	53	Arthur Moats
LCB	21	Leodis McKelvin
RCB	27	Stephon Gilmore
FS	31	Jairus Byrd
SS	23	Aaron Williams

PASSING	Att	Cmp	Yds	Cmp%	Yds/Att	TD	TD%	Int	Int%	Long	Sack/Lost	Rating
Manuel	306	180	1972	58.8	6.44	11	3.6	9	2.9	45	28/159	77.7
Lewis	157	93	1092	59.2	6.96	4	2.5	3	1.9	57	18/100	81.0
Tuel	59	26	309	44.1	5.24	1	1.7	3	5.1	59t	2/11	45.1
BILLS	522	299	3373	57.3	6.46	16	3.1	15	2.9	59t	48/270	75.0
OPPONENTS	561	310	3666	55.3	6.53	28	5.0	23	4.1	74	57/395	74.9



2014 SEASON STATISTICS

9-7 | 2ND IN AFC EAST | HEAD COACH DOUG MARRONE

Date	W/L Score	Opponent	Attendance
09/07	W 23-20	at Chicago	62,425
09/14	W 29-10	Miami	69,594
09/21	L 10-22	San Diego	68,611
09/28	L 17-23	at Houston	71,756
10/05	W 17-14	at Detroit	62,775
10/12	L 22-37	New England	70,185
10/19	W 17-16	Minnesota	68,477
10/26	W 43-23	at New York Jets	78,160
11/09	L 13-17	Kansas City	68,119
11/13	L 9-22	at Miami	71,573
11/24*	W 38-3	New York Jets	56,044
11/30	W 26-10	Cleveland	68,576
12/07	L 17-24	at Denver	76,913
12/14	W 21-13	Green Bay	70,124
12/21	L 24-26	at Oakland	53,436
12/28	W 17-9	at New England	68,756

* - Game played in Detroit

	BUF	OPP
TOTAL FIRST DOWNS	273	302
Rushing	65	89
Passing	186	171
Penalty	22	42
3rd Down: Made/Att	84/229	73/220
3rd Down Pct.	36.7%	33.2%
4th Down: Made/Att	6/14	5/11
4th Down Pct.	42.9%	45.5%

POSSESSION AVG.	29:35	30:25
------------------------	-------	-------

TOTAL NET YARDS	5096	4995
Avg. Per Game	318.5	312.2
Total Plays	1020	1027
Avg. Per Play	5.0	4.9

NET YARDS RUSHING	1482	1703
Avg. Per Game	92.6	106.4
Total Rushes	402	414

NET YARDS PASSING	3614	3292
Avg. Per Game	225.9	205.8
Sacked/Yards Lost	39/242	54/308
Gross Yards	3856	3600
Attempts/Completions	579/363	559/337
Completion Pct.	62.7%	60.3%
Had Intercepted	13	19

PUNTS/AVERAGE	86/42.9	88/43.6
----------------------	---------	---------

NET PUNTING AVG.	38.7	37.3
-------------------------	------	------

PENALTIES/YARDS	124/1031	104/849
------------------------	----------	---------

FUMBLES/BALL LOST	22/10	20/11
--------------------------	-------	-------

TOUCHDOWNS	34	28
Rushing	7	10
Passing	23	16
Returns	4	2

SCORE BY PERIOD	Q1	Q2	Q3	Q4	OT	PTS
BILLS	65	88	80	107	3	343
OPPONENTS	49	90	75	75	0	289

SCORING	TD	Ra	Pa	Rt	K-PAT	FG	S	PTS
D.Carpenter	0	0	0	31	32/34	38	0	133
S.Watkins	6	0	6	0	0/0	0/0	0	36
R.Woods	5	0	5	0	0/0	0/0	1	32
C.Hogan	4	0	4	0	0/0	0/0	0	24
F.Jackson	3	2	1	0	0/0	0/0	1	20
S.Chandler	3	0	3	0	0/0	0/0	0	18
A.Dixon	2	2	0	0	0/0	0/0	0	12
C.Spiller	2	0	1	1	0/0	0/0	0	12
J.Hughes	1	0	0	1	0/0	0/0	0	6
L.Smith	1	0	1	0	0/0	0/0	0	6
E.Manuel	1	1	0	0	0/0	0/0	0	6
F.Summers	1	1	0	0	0/0	0/0	0	6
M.Williams	1	0	1	0	0/0	0/0	0	6
K.Orton	1	1	0	0	0/0	0/0	0	6
M.Lawson	1	0	0	1	0/0	0/0	0	6
C.Gragg	1	0	1	0	0/0	0/0	0	6
M.Thigpen	1	0	0	1	0/0	0/0	0	6
BILLS	34.7	23.4	31/32	34/38	2	343		
OPP	28	10	16.2	27/27	30/37	0	289	

2-Pt Conversions: **BILLS** 2-2, **OPP** 0-1

SACKS:	M.Williams 14.5,	J.Hughes 10.0,
M.Dareus 10.0,	K.Williams 5.5,	S.Charles 3.0,
N.Brhadham 2.5,	J.Wynn 2.0,	M.Lawson 1.5,
C.Bryant 1.5,	T.Powell 1.0,	N.Robey 1.0,
B.Spikes 1.0,	D.Searcy 0.5	
BILLS: 54.0		
OPP: 39.0		

RUSHING	No.	Yds	Avg	Long	TD
F.Jackson	141	525	3.7	38	2
A.Dixon	105	432	4.1	47	2
C.Spiller	78	300	3.8	53	0
B.Brown	36	126	3.5	14	0
E.Manuel	16	52	3.3	8	1
F.Summers	6	17	2.8	4	1
K.Orton	15	14	0.9	10	1
M.Goodwin	3	8	2.7	12	0
S.Watkins	2	8	4.0	5	0
BILLS	402	1482	3.7	53	7
OPP	414	1703	4.1	47	10

RECEIVING	No.	Yds	Avg	Long	TD
F.Jackson	66	501	7.6	34	1
S.Watkins	65	982	15.1	84	6
R.Woods	65	699	10.8	37	5
S.Chandler	47	497	10.6	37	3
C.Hogan	41	426	10.4	31	4
C.Spiller	19	125	6.6	25	1
B.Brown	16	176	11.0	40	0
M.Williams	8	142	17.8	80	1
M.Gray	8	118	14.8	41	0
A.Dixon	8	49	6.1	10	0
C.Gragg	7	48	6.9	14	1
L.Smith	7	42	6.0	18	1
F.Summers	5	9	1.8	4	0
M.Goodwin	1	42	42.0	42	0
BILLS	363	3856	10.6	84	23
OPP	337	3600	10.7	56	16

INTERCEPTIONS	No.	Yds	Avg	Long	TD
L.McKelvin	4	10	2.5	9	0
D.Searcy	3	70	23.3	32	0
S.Gilmore	3	61	20.3	27	0
C.Graham	2	75	37.5	45	0
B.Rambo	2	44	22.0	28	0
D.Williams	1	34	34.0	34	0

A.Williams	1	26	26.0	26	0
K.Williams	1	2	2.0	2	0
N.Brhadham	1	0	0.0	0	0
P.Brown	1	0	0.0	0	0
BILLS	13	122	16.9	45	0
OPP	19	372	13.2	80	2

PUNTING	No.	Yds	Avg	Net	TB	In	Lg	B
C.Schmidt	86	3692	42.9	38.7	6	31	67	0
BILLS	86	3692	42.9	38.7	6	31	67	0
OPP	88	3834	43.6	37.3	10	25	72	2

PUNT RETURNS	Ret	FC	Yds	Avg	Long	TD
L.McKelvin	21	8	183	8.7	24	0
M.Thigpen	12	5	155	12.9	75	1
F.Jackson	3	5	5	1.7	5	0
R.Woods	1	0	11	11.0	11	0
BILLS	37	18	354	9.6	75	1
OPP	38	20	246	6.5	41	0

KICKOFF RETURNS	No.	Yds	Avg	Long	TD
C.Spiller	10	306	30.6	102	1
M.Thigpen	6	165	27.5	49	0
M.Goodwin	4	84	21.0	24	0
L.McKelvin	4	64	16.0	30	0
A.Dixon	4	52	13.0	15	0
B.Brown	3	75	25.0	32	0
M.Easley	1	13	13.0	13	0
F.Summers	1	11	11.0	11	0
BILLS	33	770	23.3	102	1
OPP	32	639	20.0	41	0

FIELD GOALS	1-19	20-29	30-39	40-49	50+
Carpenter	0/0	9/9	12/13	7/8	6/8
BILLS	0/0	9/9	12/13	7/8	6/8
OPP	1/1	3/3	11/13	9/12	6/8

USUAL STARTERS

OFFENSE

WR	10	Robert Woods
LT	77	Cordy Glenn
LG	60	Kraig Urbik
C	70	Erik Pears
RG	79	Erik Pears
RT	66	Seantrel Henderson
TE	85	Lee Smith
TE	84	Scott Chandler
QB	18	Kyle Orton
RB	22	Fred Jackson
WR	14	Sammy Watkins

DEFENSE

DE	94	Mario Williams
DT	95	Kyle Williams
DT	99	Marcell Dareus
RDE	55	Jerry Hughes
MLB	52	Preston Brown
SLB	53	Nigel Bradham
LCB	21	Leodis McKelvin
RCB	24	Stephon Gilmore
FS	25	Da'Norris Searcy
SS	23	Aaron Williams
NB	37	Nickell Robey

PASSING	Att	Cmp	Yds	Cmp%	Yds/Att	TD	TD%	Int	Int%	Long	Sack/Lost	Rating
K.Orton	447	287	3018	64.2%	6.8	18	4.0%	10	2.2%	84	33/198	87.8
E.Manuel	131	76	838	58.0%	6.4	5	3.8%	3	2.3%	80	6/44	80.2
F.Jackson	1	0	0	0.0%	0.0	0	0.0%	0	0.0%	0	0/0	39.6
BILLS	579	363	3856	62.7%	6.7	23	4.0%	13	2.2%	84	39/242	86.0
OPPONENTS	559	337	3600	60.3%	6.4	16	2.9%	19	3.4%	56	54/308	74.5



2015 SEASON STATISTICS

8-8 | 3RD IN AFC EAST | HEAD COACH REX RYAN

Date	W/L Score	Opponent	Attendance
09/13	W 27-14	Indianapolis	70,319
09/20	L 32-40	New England	70,858
09/27	W 41-14	at Miami	64,869
10/04	L 10-24	New York Giants	70,677
10/11	W 14-13	at Tennessee	65,670
10/18	L 21-34	Cincinnati	69,593
10/25	L 31-34	at Jacksonville	84,021
11/08	W 33-17	Miami	70,214
11/12	W 22-17	at New York Jets	78,160
11/23	L 13-20	at New England	66,829
11/29	L 22-30	at Kansas City	72,493
12/06	W 30-21	Houston	68,544
12/13	L 20-23	at Philadelphia	69,596
12/20	L 25-35	at Washington	80,124
12/27	W 16-6	Dallas	70,172
01/03	W 22-17	New York Jets	68,670

TOTAL FIRST DOWNS

	BUF	OPP
Rushing	122	87
Passing	155	197
Penalty	20	37
3rd Down: Made/Att	86/227	85/210
3rd Down Pct.	37.9%	40.5%
4th Down: Made/Att	7/16	3/13
4th Down Pct.	43.8%	23.1%

POSSESSION AVG. 31:18 28:42

TOTAL NET YARDS

	BUF	OPP
Avg. Per Game	360.9	356.4
Total Plays	1016	1017
Avg. Per Play	5.7	5.6

NET YARDS RUSHING

	BUF	OPP
Avg. Per Game	152.0	108.1
Total Rushes	509	394

NET YARDS PASSING

	BUF	OPP
Avg. Per Game	208.9	248.3
Sacked/Yards Lost	42/257	21/125
Gross Yards	3600	4097
Attempts/Completions	465/295	602/347
Completion Pct.	63.4%	57.6%
Had Intercepted	9	17

PUNTS/AVERAGE 82/46.3
75/43.7

NET PUNTING AVG. 41.3 39.8

PENALTIES/YARDS 143/1249 113/906

FUMBLES/BALL LOST 28/10 16/8

TOUCHDOWNS

	BUF	OPP
Rushing	19	10
Passing	23	30
Returns	3	2

SCORE BY PERIOD

	Q1	Q2	Q3	Q4	OT	PTS
BILLS	87	103	77	112	0	379
OPPONENTS	59	126	104	70	0	359

SCORING

TD	Ru	Pa	Rt	K-PAT	FG	S	PTS
Carpenter	0	0	0	0	34/40	23/27	0 103
Watkins	9	0	9	0	0/0	0/0	0 54
K.Williams	9	7	2	0	0/0	0/0	0 54
McCoy	5	3	2	0	0/0	0/0	0 32
Taylor	4	4	0	0	0/0	0/0	0 26
Clay	3	0	3	0	0/0	0/0	0 18
Gillislee	3	0	0	0	0/0	0/0	0 18
Hankerson	3	0	3	0	0/0	0/0	0 18
Woods	3	0	3	0	0/0	0/0	0 18
Hogan	2	0	2	0	0/0	0/0	0 12
P. Brown	1	0	0	1	0/0	0/0	0 6
Dixon	1	1	0	0	0/0	0/0	0 6
Easley	1	0	1	0	0/0	0/0	0 6
Graham	1	0	0	1	0/0	0/0	0 6
Harvin	1	0	1	0	0/0	0/0	0 6
Manuel	1	0	0	0	0/0	0/0	0 6
D.Williams	1	0	0	1	0/0	0/0	0 6
BILLS	45	19	23	3	34/40	23/27	1 379
OPP	42	10	30	2	33/37	22/27	0 359

2-Pt Conversions: BILLS 2-5, OPP 4-5

SACKS: Hughes 5, M. Williams 5, Dareus 2, Bradham 1, Charles 1, Graham 1, Lawson 1, Rambo 1, Robey 1, Tarpley 1, Ky. Williams 1, D. Williams, 1
BILLS: 21.0
OPP: 42.0

RUSHING

No.	Yds	Avg	Long	TD	
McCoy	203	89.5	4.4	48†	3
Taylor	104	56.8	5.5	31	4
Ka.Williams	93	51.7	5.6	41†	7
Gillislee	47	26.7	5.7	60†	3
Manuel	17	6.4	3.8	16	1
Dixon	21	4.4	2.1	6	1
Herron	11	3.7	3.4	8	0
Harvin	5	3.1	6.2	9	0
Hogan	1	4	4.0	4	0
C. Wood	2	3	1.5	3	0
Felton	1	2	2.0	2	0
S. Watkins	1	1	1.0	1	0
Schmidt	1	0	0.0	0	0
Woods	1	0	0.0	0	0
Thigpen	1	-1	-1.0	-1	0
BILLS	509	243.2	4.8	60†	19
OPP	394	173.0	4.4	58	10

RECEIVING

No.	Yds	Avg	Long	TD	
S. Watkins	60	104.7	17.5	63	9
Clay	51	52.8	10.4	40†	3
Hogan	36	45.0	12.5	46	2
McCoy	32	29.2	9.1	22	2
Hankerson	26	32.7	12.6	55	3
Harvin	19	21.8	11.5	51†	1
Gragg	12	15.0	12.5	29	0
Ka.Williams	11	9.6	8.7	26†	2
Dixon	6	4.4	7.3	14	0
Gillislee	6	2.9	4.8	14	0
Salas	3	4.1	13.7	20	0
Herron	3	2.0	6.7	9	0
Goodwin	2	2.4	12.0	14	0
Easley	1	5.8	58.0	58†	1
O'Leary	1	3.7	37.0	37	0
Felton	1	1.2	12.0	12	0
Taylor	1	4	4.0	4	0
Gray	1	2	2.0	2	0
Mulligan	1	2	2.0	2	0
C.Wood	1	-6	-6.0	-6	0
BILLS	295	3600	12.2	63	23
OPP	347	4097	11.8	77†	30

INTERCEPTIONS

No.	Yds	Avg	Long	TD	
Gilmore	3	33	11.0	29	0
Graham	2	60	30.0	44†	1
Darby	2	48	24.0	27	0
P.Brown	2	46	23.0	43†	1
Tarpley	2	40	20.0	37	0
McKelvin	2	0	0.0	0	0
A.Williams	1	26	26.0	26	0
Easley	1	0	0.0	0	0
Lawson	1	0	0.0	0	0
Rambo	1	0	0.0	0	0
BILLS	17	253	14.9	44†	2
OPP	9	75	8.3	26†	1

PUNTING

No.	Yds	Avg	Net	TB	In Lg	B
Schmidt	82	3797	46.3	41.33	22	650
BILLS	82	3797	46.3	41.33	22	650
OPP	75	3277	43.7	39.83	28	680

PUNT RETURNS

Ret	FC	Yds	Avg	Long	TD	
Thigpen	18	9	118	6.6	16	0
McKelvin	7	4	21	3.0	12	1
Moore	5	8	77	15.4	27	0
Powell	1	1	16	16.0	16	0
BILLS	31	22	232	7.5	27	0
OPPONENTS	40	20	353	8.8	28	0

KICKOFF RETURNS

No.	Yds	Avg	Long	TD	
Thigpen	17	328	19.33	10	
Harvin	5	108	21.62	0	
Moore	5	70	14.02	0	
Dixon	4	59	14.81	0	
Herron	4	92	23.02	0	
W.Powell	3	77	25.73	0	
Goodwin	2	33	16.51	0	
Felton	1	5	5.0	5	0
BILLS	41	772	18.83	2	
OPPONENTS	40	688	17.24	0	

FIELD GOALS

	1-19	20-29	30-39	40-49	50+
Carpenter	0/0	5/5	8/9	7/8	3/5
BILLS	0/0	5/5	8/9	7/8	3/5
OPPONENTS	0/0	5/5	7/7	9/10	1/5

USUAL STARTERS

OFFENSE

WR	10	Robert Woods
LT	77	Cordy Glenn
LG	64	Richie Incognito
C	70	Eric Wood
RG	76	John Miller
RT	66	Seantrel Henderson
TE	85	Charles Clay
FB	42	Jerome Felton
QB	5	Tyrod Taylor
RB	25	LeSean McCoy
WR	14	Sammy Watkins

DEFENSE

LDE	94	Mario Williams
DT	97	Corbin Bryant
DT	99	Marcell Dareus
RDE	55	Jerry Hughes
MLB	52	Preston Brown
SLB	91	Manny Lawson
WLB	53	Nigel Bradham
LCB	28	Ronald Darby
RCB	24	Stephon Gilmore
DS	20	Corey Graham
DS	30	Bacarri Rambo

PASSING

	Att	Cmp	Yds	Cmp%	Yds/Att	TD	TD%	Int	Int%	Long	Sack/Lost	Rating
Taylor	380	242	3035	63.7%	8.0	20	5.3%	6	1.6%	63	36/212	99.4
Manuel	84	52	561	61.9%	6.7	3	3.6%	3	3.6%	58†	6/45	78.5
Hogan	1	1	4	100.0%	4.0	0	0.0%	0	0.0%	4	0/0	83.3
BILLS	465	295	3600	63.4%	7.7	23	4.9%	9	1.9%	63	42/257	95.6
OPPONENTS	602	347	4097	57.6%	6.8	30	5.0%	17	2.8%	77†	21/125	83.3



2016 SEASON STATISTICS

7-9 | 3RD IN AFC EAST | HEAD COACH REX RYAN & ANTHONY LYNN

Date	W/L Score	Opponent	Attendance
9/11	L 7-13	at Baltimore	71,104
9/15	L 31-37	New York Jets	70,256
9/25	W 33-18	Arizona	68,647
10/2	W 16-0	at New England	86,829
10/9	W 30-19	at Los Angeles	83,679
10/16	W 45-16	San Francisco	70,003
10/23	L 25-28	at Miami	65,658
10/30	L 25-41	New England	70,442
11/7	L 25-31	at Seattle	69,084
11/20	W 16-12	at Cincinnati	61,356
11/27	W 28-21	Jacksonville	67,849
12/4	L 24-38	at Oakland	54,759
12/11	L 20-27	Pittsburgh	69,657
12/18	W 33-13	Cleveland	66,529
12/24	L 31-34	OT Miami	64,690
1/1	L 10-30	at New York Jets	78,160

TOTAL FIRST DOWNS

	BUF	OPP
Rushing	146	122
Passing	155	183
Penalty	27	33
3rd Down: Made/Att	86/210	82/205
3rd Down Pct.	41.0	40.0
4th Down: Made/Att	8/15	4/14
4th Down Pct.	53.3	28.6

POSSESSION AVG.

29:22 30:38

TOTAL NET YARDS

	5666	5712
Avg. Per Game	354.1	357.0
Total Plays	1012	1018
Avg. Per Play	5.6	5.6

NET YARDS RUSHING

	2630	2130
Avg. Per Game	164.4	133.1
Total Rushes	492	468

NET YARDS PASSING

	3036	3582
Avg. Per Game	189.8	223.9
Sacked/Yards Lost	46/214	39/253
Gross Yards	3250	3835
Attempts/Completions	474/286	511/306
Completion Pct.	60.3	59.9
Had Intercepted	7	12

PUNTS/AVERAGE

75/42.4

70/43.2

NET PUNTING AVG.

75/38.1 70/36.7

PENALTIES/YARDS

112/960 106/884

FUMBLES/BALL LOST

15/5 23/6

TOUCHDOWNS

	49	41
Rushing	29	21
Passing	17	19
Returns	3	1

SCORE BY PERIOD

	Q1	Q2	Q3	Q4	OT	PTS
BILLS	78	99	110	112	0	399
OPPONENTS	72	118	100	85	3	378

SCORING

Td	R	Pa	Rt	K	PAT	FG	S	PTS		
D.Carpenter	0	0	0	0	0	0	40	4519/25	0	97
McCoy	14	13	1	0	0	0	0	0	0	86
Gillslee	9	8	1	0	0	0	0	0	0	54
Taylor	6	6	0	0	0	0	0	0	0	38
Clay	4	0	4	0	0	0	0	0	0	24
Hunter	4	0	4	0	0	0	0	0	0	24
Goodwin	3	0	3	0	0	0	0	0	0	18
Robey-Coleman	2	0	0	2	0	0	0	0	0	12
Watkins	2	0	2	0	0	0	0	0	0	12
Bush	1	1	0	0	0	0	0	0	0	8
Salas	1	0	1	0	0	0	0	0	0	6
A. Williams	1	0	0	1	0	0	0	0	0	6
J. Williams	1	0	0	0	0	0	0	0	0	6
Woods	1	0	1	0	0	0	0	0	0	6
O'Leary	0	0	0	0	0	0	0	0	0	2
BILLS	49	29	17	3	40	45	19	25	0	399
OPP	41	21	19	1	36	38	30	32	1	378

2-Pt Conversions: **BILLS** 4-4, **OPP** 2-3

SACKS: Alexander 12.5, Hughes 6, K. Williams 5, Z. Brown 4, Dareus 3.5, A. Washington 2.5, Lawson 2, Douzable 1.5, P. Brown 1, Graham 1
BILLS: 39.0
OPP: 46.0

RUSHING

No.	Yds	Avg	Long	TD	
McCoy	234	1267	5.4	75t	13
Taylor	95	580	6.1	49	6
Gillslee	101	577	5.7	44t	8
J. Williams	27	94	3.5	20	1
Tate	3	48	16.0	30	0
Manuel	8	22	2.8	8	0
Schmidt	1	16	16.0	16	0
Felton	8	13	1.6	6	0
Harvin	1	11	11.0	11	0
Woods	1	6	6.0	6	0
Jones	1	-1	-1.0	-1	0
Bush	12	-3	-3	5	1
BILLS	492	2630	5.3	75t	29
OPP	468	2130	4.6	57	21

RECEIVING

No.	Yds	Avg	Long	TD	
Clay	57	552	9.7	40t	4
Woods	51	613	12.0	34	1
McCoy	50	356	7.1	41	1
Goodwin	29	431	14.9	84t	3
Watkins	28	430	15.4	62	2
W. Powell	14	142	10.1	35	0
Hunter	10	189	18.9	64	4
O'Leary	9	114	12.7	28	0
Gillslee	9	50	5.6	18t	1
Tate	8	117	14.6	34	0
Bush	7	90	12.9	25	0
Felton	6	57	9.5	22	0
Salas	4	89	22.3	71t	1
Harvin	2	6	3.0	5	0
Christian	1	14	14.0	14	0
J. Williams	1	0	0.0	0	0
BILLS	286	3250	11.4	84t	17
OPP	306	3835	12.5	66t	19

INTERCEPTIONS

No.	Yds	Avg	Long	TD	
Gilmore	5	135	27.0	49	0
Robey-Coleman	2	44	22.0	41t	1
White	2	0	0.0	0	0
Alexander	1	28	28.0	28	0
Z. Brown	1	0	0.0	0	0
Graham	1	0	0.0	0	0
BILLS	12	207	17.3	49	1
OPP	7	87	12.4	51	0

PUNTING

No.	Yds	Avg	Net	TB	In	Lg	B
Schmidt	75	3183	42.4	38	13	20	580
BILLS	75	3183	42.4	38	13	20	580
OPP	70	3024	43.2	36	77	19	620

PUNT RETURNS

Ret	FC	Yds	Avg	Long	TD	
Tate	26	14	301	11.6	43	0
Bush	2	2	13	6.5	13	0
W. Powell	0	1	---	---	0	0
BILLS	28	17	314	11.2	43	0
OPP	39	8	262	6.7	22	0

KICKOFF RETURNS

No.	Yds	Avg	Long	TD	
Tate	29	662	22.8	45	0
Bush	5	103	20.6	35	0
Felton	2	18	9.0	11	0
O'Leary	2	27	13.5	14	0
Gillslee	1	19	19.0	19	0
BILLS	39	829	21.3	45	0
OPP	46	999	21.7	73	0

FIELD GOALS

1-19	20-29	30-39	40-49	50+	
Carpenter	1/1	8/8	5/5	4/9	1/2
BILLS	1/1	8/8	5/5	4/9	1/2
OPP	0/0	5/5	13/13	7/9	5/5

USUAL STARTERS

OFFENSE

WR	10	Robert Woods
LT	77	Cordy Glenn
LG	64	Richie Incognito
C	70	Eric Wood
RG	76	John Miller
RT	79	Jordan Mills
TE	85	Charles Clay
QB	5	Tyrod Taylor
RB	25	LeSean McCoy
FB	42	Jerome Felton
WR	14	Sammy Watkins

DEFENSE

DE	92	Adolphus Washington
DT	95	Kyle Williams
NT	99	Marcell Dareus
OLB	55	Jerry Hughes
MIKE	52	Preston Brown
WILL	53	Zach Brown
OLB	57	Lorenzo Alexander
LCB	28	Ronald Darby
RCB	24	Stephon Gilmore
FS	20	Corey Graham
SS	23	Aaron Williams

PASSING

	Att	Cmp	Yds	Cmp%	Yds/Att	TD	TD%	Int	Int%	Long	Sack/Lost	Rating
Taylor	436	269	3023	61.7	6.93	17	3.9	6	1.4	84t	42/192	89.7
Manuel	26	11	131	42.3	5.04	0	0.0	0	0.0	35	3/20	58.3
Jones	11	16	96	54.5	8.73	0	0.0	1	9.1	64	1/2	46.0
J. Williams	1	0	0	0.0	0.0	0	0.0	0	0.0	0	0/0	39.6
BILLS	474	286	3250	60.3	6.86	17	3.6	7	1.5	84t	46/214	86.7
OPPONENTS	511	306	3835	59.9	7.50	19	3.7	12	2.3	66t	39/253	85.9



2017 SEASON STATISTICS

9-7 | 2ND IN AFC EAST | HEAD COACH SEAN MCDERMOTT

Date	W/L	Score	Opponent	Attendance
9/10	W	21-12	New York Jets	68,751
9/17	L	3-9	at Carolina	74,122
9/24	W	26-16	Denver	68,865
10/1	W	23-17	at Atlanta	71,273
10/8	L	16-20	at Cincinnati	52,367
10/22	W	30-27	Tampa Bay	68,561
10/29	W	34-14	Oakland	69,599
11/2	L	21-34	at New York Jets	77,562
11/12	L	10-47	New Orleans	67,501
11/19	L	24-54	at L.A. Chargers	25,015
11/26	W	16-10	at Kansas City	74,929
12/3	L	3-23	New England	68,499
12/10	W	13-7 OT	Indianapolis	60,222
12/17	W	24-16	Miami	62,202
12/24	L	16-37	at New England	65,878
12/31	W	22-16	at Miami	65,571

AFC WILD CARD PLAYOFF

1/7	L	3-10	at Jacksonville	69,442
-----	---	------	-----------------	--------

TOTAL FIRST DOWNS

Rushing	278	348
Passing	105	121
Penalty	149	199
3rd Down: Made/Att	24	28
3rd Down Pct.	101/241	82/214
4th Down: Made/Att	41.9	38.3
4th Down Pct.	2/15	11/20
4th Down Pct.	13.3	55.0

POSSESSION AVG.

28:06	31:54
-------	-------

TOTAL NET YARDS

8482	5682	
Avg. Per Game	302.6	355.1
Total Plays	1010	1066
Avg. Per Play	4.8	5.3

NET YARDS RUSHING

2017	1994	
Avg. Per Game	126.1	124.6
Total Rushes	487	466

NET YARDS PASSING

2825	3688	
Avg. Per Game	176.6	230.5
Sacked/Yards Lost	47/261	27/156
Gross Yards	3086	3844
Attempts/Completions	476/289	573/370
Completion Pct.	60.7	64.6
Had Intercepted	10	18

PUNTS/AVERAGE

79/44.7	62/43.1
---------	---------

NET PUNTING AVG.

79/40.5	62/38.0
---------	---------

PENALTIES/YARDS

98/872	97/873
--------	--------

FUMBLES/BALL LOST

17/6	25/7
------	------

TOUCHDOWNS

31	38	
Rushing	12	22
Passing	16	14
Returns	3	2

SCORE BY PERIOD

Q1	Q2	Q3	Q4	OT	PTS	
BILLS	40	105	58	93	6	302
OPPONENTS	56	97	94	112	0	359

SCORING

TD	R	K	PAT	FG	S	PTS	
Hauschka	0	0	0	29/29	29/33	- 116	
McCoy	8	6	2	0/0	0/0	0 48	
Taylor	4	4	0	0/0	0/0	0 24	
Holmes	3	0	3	0/0	0/0	0 18	
C. Clay	2	0	2	0/0	0/0	0 12	
Z. Jones	2	0	2	0/0	0/0	0 12	
Z. Jones	2	0	2	0/0	0/0	0 12	
Benjamin	1	0	1	0/0	0/0	0 6	
Matthews	1	0	1	0/0	0/0	0 6	
Milano	0	0	0	1/0	0/0	0 6	
Poyer	1	0	0	1/0	0/0	0 6	
Tate	1	0	1	0/0	0/0	0 6	
L. Thomas	1	0	1	0/0	0/0	0 6	
Thompson	1	0	1	0/0	0/0	0 6	
Tolbert	1	1	0	0/0	0/0	0 6	
White	1	0	0	1/0	0/0	0 6	
K. Williams	1	0	0	0/0	0/0	0 6	
BILLS	31	12	16	3	29/28	29/33	0 302
OPP	38	22	14	2	35/36	32/35	0 359

SACKS: Hughes 4, Lawson 4, Alexander 3, Davis

3, Williams 3, Poyer 2, Thornton 2, Capi 1, Darius 1, Humber 1, Washington 1, Yarbrough 1, (group) 1
 BILLS: 27.0
 OPP: 47.0

RUSHING

No.	Yds	Avg	Long	TD	
McCoy	287	1138	4.0	48†	6
Taylor	84	427	5.1	32	4
Tolbert	66	247	3.7	25	1
Cadet	22	93	4.2	12	1
Webb	8	54	6.8	22	0
Murphy	7	41	5.9	25	0
Peterman	7	23	3.3	9	0
K. Williams	1	1	1.0	1†	1
K. Clay	1	0	0.0	0	0
DiMarco	2	-2	-1.0	0	0
Thompson	2	-5	-2.5	0	0
BILLS	487	2017	4.1	48†	12
OPP	466	1994	4.3	51	22

RECEIVING

No.	Yds	Avg	Long	TD	
McCoy	59	448	7.6	39	4
C. Clay	49	558	11.4	44	1
Z. Jones	27	316	11.7	33	2
Thompson	27	430	15.9	46	3
Matthews	25	282	11.3	47	0
O'Leary	22	322	14.6	32	4
Benjamin	16	217	13.6	35	1
Tolbert	14	78	5.6	12	1
Cadet	13	93	7.2	16	0
Holmes	13	120	9.2	36	0
L. Thomas	7	67	9.6	22†	0
DiMarco	7	28	4.0	9	0
Tate	6	81	13.5	24	1
Murphy	2	7	3.5	5	1
K. Clay	1	28	28.0	28	0
T. Jones	1	11	11.0	11	0
BILLS	289	3086	10.7	47	16
OPP	306	3844	10.4	77†	14

INTERCEPTIONS

No.	Yds	Avg	Long	TD	
Hyde	5	64	12.8	37	0
Poyer	5	33	6.6	19†	1
White	4	86	21.5	63	0
Wright	1	54	54.0	54	0
Elston	1	22	22.0	22	0
Milano	1	15	15.0	15	0
Gaines	1	1	1.0	1	0
BILLS	18	275	15.3	63	1
OPP	10	190	19.0	59†	1

PUNTING

No.	Yds	Avg	Net	TB	In	lg	B	
Schmidt	79	3529	44.7	40.5	6	28	60	0
BILLS	79	3529	44.7	40.5	6	28	60	0
OPP	62	2670	43.1	38.0	5	22	58	0

PUNT RETURNS

Ret	FC	Yds	Avg	Long	TD	
Tate	20	6	193	9.7	40	0
K. Clay	2	1	2	1.0	2	0
Hyde	2	6	18	9.0	12	0
BILLS	24	13	213	8.9	40	0
OPP	38	16	210	5.5	26	0

KICKOFF RETURNS

No.	Yds	Avg	Long	TD	
Tate	28	548	19.6	29	0
T. Jones	2	50	20.6	27	0
DiMarco	1	24	24.0	24	0
Murphy	1	18	18.0	18	0
BILLS	32	640	20.0	29	0
OPP	31	681	22.0	61	0

FIELD GOALS

1-19	20-29	30-39	40-49	50+	
Hauschka	0/0	6/6	9/9	7/9	7/9
BILLS	0/0	6/6	9/9	7/9	7/9
OPP	0/0	12/12	11/12	5/7	4/4

USUAL STARTERS

OFFENSE

WR	11	Zay Jones
LT	73	Dion Dawkins
LG	64	Richie Incognito
C	70	Eric Wood
RG	62	Vladimir Ducasse
RT	79	Jordan Mills
TE	85	Charles Clay
QB	5	Tyrod Taylor
RB	25	LeSean McCoy
FB	42	Pat DiMarco
WR	10	Deonte Thompson

DEFENSE

DE	55	Jerry Hughes
DT	95	Kyle Williams
DT	92	Adolphus Washington
DE	90	Shaq Lawson
MLB	52	Preston Brown
LB	57	Lorenzo Alexander
LB	50	Ramon Humber
LCB	27	Tre'Davious White
RCB	24	E.J. Gaines
FS	21	Jordan Poyer
SS	23	Micah Hyde

PASSING

Att	Cmp	Yds	Cmp%	Yds/Att	TD	TD%	Int	Int%	Long	Sack/Lost	Rating	
Taylor	420	263	2799	62.6	6.66	14	3.3	4	1.0	47	46/ 256	89.2
Peterman	49	24	252	49.0	5.14	2	4.1	5	10.2	21	1/ 5	38.4
Webb	7	2	35	28.6	5.00	0	0.0	1	14.3	34	0/ 0	8.3
TEAM	476	289	3086	60.7	6.48	16	3.4	10	2.1	47	47/ 261	82.1
OPPONENTS	573	370	3844	64.6	6.71	14	2.4	18	3.1	77†	27/ 156	78.9



2018 SEASON STATISTICS

6-10 | 3RD IN AFC EAST | HEAD COACH SEAN McDERMOTT

Date	W/L	Score	Opponent	Attendance
9/9	L	3-47	at Baltimore	70,591
9/16	L	20-31	L.A. Chargers	69,187
9/23	W	27-6	at Minnesota	66,800
9/30	L	0-22	at Green Bay	78,312
10/7	W	13-12	Tennessee	68,202
10/14	L	13-20	at Houston	71,638
10/21	L	5-37	at Indianapolis	56,848
10/29	L	6-25	New England	70,109
11/4	L	9-41	Chicago	68,749
11/11	W	41-10	at New York Jets	77,982
11/25	W	24-21	Jacksonville	57,799
12/2	L	17-21	at Miami	65,155
12/9	L	23-27	New York Jets	59,119
12/16	W	14-13	Detroit	59,110
12/23	L	12-24	at New England	65,878
12/30	W	42-17	Miami	65,420

TOTAL FIRST DOWNS

	BUF	OPP
Rushing	108	111
Passing	137	157
Penalty	38	25
3rd Down: Made/Att	68/215	74/203
3rd Down Pct.	31.6	36.5
4th Down: Made/Att	7/18	6/11
4th Down Pct.	38.9	54.5

POSSESSION AVG.

	30:29	29:31
Avg. Per Game	298.6	294.1
Total Plays	1008	968
Avg. Per Play	4.7	4.9

NET YARDS RUSHING

	1984	1839
Avg. Per Game	124.0	114.9
Total Rushes	468	440

NET YARDS PASSING

	2794	2867
Avg. Per Game	174.6	179.2
Sacked/Yards Lost	41/288	36/217
Gross Yards	3082	3084
Attempts/Completions	499/271	492/313
Completion Pct.	54.3	63.6
Had Intercepted	23	16

PUNTS/AVERAGE

	82/42.8	80/44.4
--	---------	---------

NET PUNTING AVG.

	82/37.5	80/40.9
--	---------	---------

PENALTIES/YARDS

	116/992	99/976
--	---------	--------

FUMBLES/BALL LOST

	23/9	30/11
--	------	-------

TOUCHDOWNS

	29	44
Rushing	15	17
Passing	13	22
Returns	1	5

SCORE BY PERIOD

	Q1	Q2	Q3	Q4	OT	PTS
BILLS	80	52	63	74	0	269
OPPONENTS	64	168	40	102	0	374

SCORING

TD	R	Pa	Rt	K-PAT	FG	S	PTS
Hauschka	0	0	0	0	25/26	22/28	-91
Allen	8	8	0	0	0/0	0/0	0 48
Z. Jones	7	0	7	0	0/0	0/0	1 24
McCoy	3	3	0	0	0/0	0/0	0 18
Foster	3	0	3	0	0/0	0/0	0 18
McKenzie	2	2	0	0	0/0	0/0	0 12
Croom	2	0	1	1	0/0	0/0	0 12
Dawkins	1	0	1	0	0/0	0/0	0 6
Peterman	1	1	0	0	0/0	0/0	0 6
Ivory	1	1	0	0	0/0	0/0	0 6
Benjamin	1	0	1	0	0/0	0/0	0 6
BILLS	29	15	13	1	25/26	22/28	1 269
OPP	44	17	22	5	36/39	24/27	1 374

SACKS: Hughes 7, Alexander 6.5, Williams 5, Lawson 4, T.Murphy 4, Poyer 2, Edmunds 2, Bush 1.5, Neal 1, Stanford 1, Milano 1, T.Johnson 1
BILLS: 36.0
OPP: 41.0

RUSHING

No.	Yds	Avg	Long	TD	
Allen	89	631	7.1	45	8
McCoy	161	514	3.2	28	3
Ivory	115	385	3.3	21	1
M.Murphy	52	250	4.8	30	0
Ford	21	79	3.8	11	0
McKenzie	10	66	6.6	15	2
Peterman	10	50	5.0	24	1
DiMarco	1	9	9.0	9	0
McCloud	2	4	2.0	7	0
Z. Jones	1	0	0.0	0	0
Bojorquez	1	0	0.0	0	0
Anderson	1	-1	-1.0	-1	0
Pryor	1	-1	-1.0	-1	0
Barkley	3	-2	-0.7	0	0
BILLS	468	1984	4.2	45	15
OPP	440	1839	4.2	43	17

RECEIVING

No.	Yds	Avg	Long	TD	
Z. Jones	56	652	11.6	57	7
McCoy	34	238	7.0	24	0
Foster	27	541	20.0	75	3
Benjamin	23	354	15.4	40	1
Croom	22	259	11.8	26	1
Clay	21	184	8.8	21	0
McKenzie	18	179	9.9	23	0
Ivory	13	205	15.8	55	1
Holmes	12	157	13.1	24	0
L. Thomas	12	77	6.4	24	0
M. Murphy	11	26	2.4	8	0
McCloud	5	36	7.2	16	0
DiMarco	3	62	20.7	38	1
D. Thompson	3	37	12.3	14	1
Ford	3	21	7.0	8	0
Pryor	2	17	8.5	11	0
Kerley	2	7	3.5	4	0
Williams	1	9	9.0	9	0
C. Phillips	1	9	9.0	9	0
Dawkins	1	7	7.0	7	0
Lee	1	5	5.0	5	0
Hauschka	0	0	0	0	0
T. Jones	0	0	0	0	0
Allen	0	0	0	0	0
BILLS	271	3082	11.4	75	13
OPP	313	3084	9.9	43	22

INTERCEPTIONS

No.	Yds	Avg	Long	TD	
Poyer	4	11	2.8	11	0
Milano	5	41	13.7	29	0
White	2	37	18.5	37	0
Edmunds	2	19	9.5	17	0
Hyde	2	16	8.0	16	0
Alexander	2	9	4.5	8	0
T. Johnson	1	0	0.0	0	0
BILLS	16	133	8.3	37	0
OPP	23	347	15.1	84	4

PUNTING

No.	Yds	Avg	Net	Tb	In	Lg	B	
Bojorquez	45	2028	45.1	39.4	4	22	60	1
Darr	20	809	40.5	36.3	1	5	55	0
Schmidt	16	676	42.3	33.8	2	4	55	0
BILLS	82	3513	42.8	37.5	7	31	60	1
OPP	80	3555	44.4	40.9	4	31	70	0

PUNT RETURNS

Ret	FC	Yds	Avg	Long	TD	
McKenzie	14	3	87	6.2	21	0
Hyde	9	10	75	8.3	31	0
McCloud	4	2	20	5.0	13	0
M. Murphy	2	2	15	7.5	9	0
Kerley	2	0	10	5.0	6	0
BILLS	31	17	207	6.7	31	0
OPP	34	18	297	8.7	51	0

KICKOFF RETURNS

No.	Yds	Avg	Long	TD	
M. Murphy	13	324	24.9	49	0
McKenzie	12	237	19.8	33	0
Bolden	5	116	23.2	28	0
T. Jones	5	89	17.8	27	0
Thomas	1	23	23.0	23	0
McCloud	1	18	18.0	18	0
C. Thompson	1	0	0.0	0	0
BILLS	38	807	21.2	49	0
OPP	34	754	22.2	86	0

FIELD GOALS

	1-19	20-29	30-39	40-49	50+
Hauschka	0/0	3/3	8/8	7/10	4/7
BILLS	0/0	3/3	8/8	7/10	4/7
OPP	0/0	9/9	6/6	4/6	5/6

USUAL STARTERS

OFFENSE	
WR	11 Zay Jones
LT	73 Dion Dawkins
LG	62 Vladimir Ducasse
C	66 Russell Bodine
RG	76 John Miller
RT	79 Jordan Mills
TE	85 Charles Clay
QB	17 Josh Allen
RB	25 LeSean McCoy
FB	42 Pat DiMarco
WR	13 Kelvin Benjamin

DEFENSE

DE	55 Jerry Hughes
DT	95 Kyle Williams
DT	98 Star Lotulelei
DE	93 Trent Murphy
MLB	49 Tremaine Edmunds
LB	58 Matt Milano
LB	57 Lorenzo Alexander
LCB	27 Tre'Davious White
RCB	47 Levi Wallace
FS	21 Jordan Poyer
SS	23 Micah Hyde

PASSING

	Att	Cmp	Yds	Cmp%	Yds/Att	TD	TD%	Int	Int%	Long	Sack/Lost	Rating
Allen	320	169	2074	52.8	6.5	10	3.1	12	3.8	75	28/213	67.9
Anderson	70	42	465	60.0	6.6	0	0.0	4	5.7	40	5/33	56.0
Peterman	81	44	296	54.3	3.7	1	1.2	7	8.6	26	7/34	30.7
Barkley	25	15	232	60.0	9.3	2	8.0	0	0.0	47	1/8	117.4
L. Thomas	1	1	15	100.0	15.0	0	0.0	0	0.0	15	0/0	118.8
Bojorquez	1	0	0	0.0	0.0	0	0.0	0	0.0	0	0/0	39.6
Z. Jones	1	0	0	0.0	0.0	0	0.0	0	0.0	0	0/0	39.6
TEAM	476	289	3086	60.7	6.48	16	3.4	10	2.1	47	47/261	82.1



2019 SEASON STATISTICS

10-6 | 2ND IN AFC EAST | HEAD COACH SEAN MCDERMOTT

Date	W/L Score	Opponent	Attendance
9/8	W 17-16	at N.Y. Jets	78,523
9/15	W 28-14	at N.Y. Giants	74,569
9/22	W 21-17	Cincinnati	69,448
9/29	L 10-16	New England	70,317
10/6	W 14-7	at Tennessee	66,910
10/20	W 31-21	Miami	68,340
10/27	L 13-31	Philadelphia	69,435
11/3	W 24-9	Washington	67,685
11/10	L 16-19	at Cleveland	67,431
11/17	W 37-20	at Miami	64,187
11/24	W 20-3	Denver	67,338
11/28	W 26-15	at Dallas	90,445
12/8	L 17-24	Baltimore	69,134
12/15	W 17-10	at Pittsburgh	64,694
12/21	L 17-24	at New England	65,878
12/29	L 6-13	N.Y. Jets	69,016

AFC WILD CARD PLAYOFF

1/4	L 19-22	at Houston	71,699
-----	---------	------------	--------

TOTAL FIRST DOWNS

Rushing	314	295
Passing	120	93
Penalty	162	169
3rd Down: Made/Att	32	33
3rd Down Pct.	76/212	76/212
4th Down: Made/Att	35.8	35.8
4th Down Pct.	8/18	8/21
4th Down Pct.	44.4	38.1

POSSESSION AVG.

	29:59	30:01
--	-------	-------

TOTAL NET YARDS

Avg. Per Game	5283	4772
Total Plays	330.2	298.3
Total Yards	1018	985
Avg. Per Play	5.2	4.8

NET YARDS RUSHING

Avg. Per Game	2054	1649
Total Rushes	128.4	103.1
Total Rushes	465	388

NET YARDS PASSING

Avg. Per Game	3229	3123
Sacked/Yards Lost	201.8	195.2
Gross Yards	40/247	44/298
Attempts/Completions	3476	3421
Completion Pct.	513/299	553/348
Had Intercepted	58.3	62.9
	12	14

PUNTS/AVERAGE

	80/41.4	84/44.7
--	---------	---------

NET PUNTING AVG.

	80/37.7	84/40.8
--	---------	---------

PENALTIES/YARDS

	117/927	94/815
--	---------	--------

FUMBLES/BALL LOST

	23/7	24/9
--	------	------

TOUCHDOWNS

Rushing	35	30
Passing	13	12
Returns	21	15
Returns	1	3

SCORE BY PERIOD

	Q1	Q2	Q3	Q4	OT	PTS
BILLS	43	107	55	109	0	314
OPPONENTS	52	61	66	80	0	259

SCORING

TD	R	Pa	Rt	K-PAT	FG	S	PTS
Hauschka	0	0	0	30/32	22/28	0	96
Allen	9	9	0	0/0	0/0	0	56
Beasley	6	0	6	0/0	0/0	0	40
Brown	6	0	6	0/0	0/0	0	36
Singletary	4	2	2	0/0	0/0	0	24
Gore	2	2	0	0/0	0/0	0	12
Knox	2	0	2	0/0	0/0	0	12
Dawkins	1	0	1	0/0	0/0	0	6
Hyde	1	0	0	1/0	0/0	0	6
Kraft	1	0	1	0/0	0/0	0	6
McKenzie	1	0	1	0/0	0/0	0	6
Smith	1	0	1	0/0	0/0	0	6
Williams	1	0	1	0/0	0/0	0	6
Edmunds	0	0	0	0/0	0/0	1	2
BILLS	35	13	21	1	30/32	22/28	1314
OPP	30	12	15	3	21/25	16/26	1259

2-Pt Conversions: **BILLS** 3-3, **OPP** 4-5

SACKS:

J. Phillips 9.5, Lawson 6.5, T. Murphy 5, Oliver 5, Hughes 4.5, L. Alexander 2, Lotulelei 2, Edmunds 1.5, Milano 1.5, D. Johnson 1, K. Johnson 1, Ta. Johnson 1, Luiget LG 1, Luiget TM 1, Poyer 1, White 1, H. Phillips 0.5

BILLS: 44.0
OPP: 40.0

RUSHING

No.	Yds	Avg	Long	TD	
Singletary	151	775	5.1	38	2
Gore	166	599	3.6	41	2
Allen	109	510	4.7	36	9
Yeldon	17	63	3.7	12	0
McKenzie	8	49	6.1	16	0
Foster	2	29	14.5	22	0
Knox	1	9	9.0	9	0
Brown	2	7	3.5	4	0
DiMarco	3	7	2.3	4	0
Roberts	1	7	7.0	7	0
Perry	3	3	1.0	6	0
Barkley	2	-4	-2.0	0	0
BILLS	465	2054	4.4	41	13
OPP	388	1649	4.3	65†	12

RECEIVING

No.	Yds	Avg	Long	TD	
Brown	72	1060	14.7	53†	6
Beasley	67	778	11.6	51	6
Singletary	29	194	6.7	49	2
Knox	28	388	13.9	49	2
McKenzie	27	254	9.4	46	1
Yeldon	13	124	9.5	23	0
Gore	13	100	7.7	18	0
Williams	12	166	13.8	41	1
Sweeney	8	114	14.3	29	0
Jones	7	69	9.9	23	0
Kraft	6	71	11.8	20	1
DiMarco	5	31	8.2	27	0
Smith	4	31	7.8	9	1
Foster	3	64	21.3	24	0
Roberts	3	20	6.7	7	0
Dawkins	1	1	1.0	1	1
Perry	1	1	1.0	1	0
BILLS	299	3476	11.6	53†	21
OPP	348	3421	9.8	61†	15

INTERCEPTIONS

No.	Yds	Avg	Long	TD	
White	6	57	9.5	49	0
Wallace	2	2	1.0	2	0
Poyer	2	0	0.0	0	0
Edmunds	1	0	0.0	0	0
Hyde	1	0	0.0	0	0
Lotulelei	1	0	0.0	0	0
T. Murphy	1	0	0.0	0	0
BILLS	14	59	4.2	49	0
OPP	12	159	13.3	33	1

PUNTING

No.	Yds	Avg	Net	TB	Ln	Lg	B
Bojarquez	79	3313	41.9	37	7	34	67
BILLS	79	3313	41.9	37	7	34	67
OPP	84	3751	44.7	40	8	27	63

PUNT RETURNS

Ref	FC	Yds	Avg	Long	TD	
Roberts	28	15	223	8.0	22	0
Hyde	3	5	16	5.3	10	0
McKenzie	1	1	4	4.0	4	0
BILLS	32	21	243	7.6	22	0
OPP	18	26	157	8.7	60	0

KICKOFF RETURNS

No.	Yds	Avg	Long	TD	
Roberts	25	664	26.6	66	0
McKenzie	3	65	21.7	24	0
Hyde	2	47	23.5	45†	1
DiMarco	1	24	24.0	24	0
Perry	1	2	2.0	2	0
BILLS	32	802	25.1	66	1
OPP	30	691	23.0	101†	1

FIELD GOALS

1-19	20-29	30-39	40-49	50+	
Hauschka	0/0	5/5	7/8	9/10	1/5
[43G]([34G,45G,62N])(46G,49N)([39G,43G,45G]([53N])(42G)([34N,53N])(51G,34G,21G)([39G,23G]([50N,41G,26G])([36G,47G,48G])([36G])([35G])(28G,29G)					
BILLS	0/0	5/5	7/8	9/10	1/5
OPP	0/0	4/4	6/10	5/8	1/4

USUAL STARTERS

OFFENSE

WR	10	Cole Beasley
LT	73	Dion Dawkins
LG	67	Quinton Spain
C	60	Mitch Morse
RG	76	Jon Feliciano
RT	70	Cody Ford
TE	88	Dawson Knox
QB	17	Josh Allen
RB	26	Devin Singletary
FB	19	Pat DiMarco
WR	15	John Brown

DEFENSE

DE	55	Jerry Hughes
DT	97	Jordan Phillips
DT	98	Star Lotulelei
DE	93	Trent Murphy
MLB	49	Tremaine Edmunds
LB	58	Matt Milano
LB	57	Lorenzo Alexander
LCB	27	Tre'Davious White
RCB	47	Levi Wallace
FS	21	Jordan Poyer
SS	23	Micah Hyde

PASSING

	Att	Cmp	Yds	Cmp%	Yds/Att	TD	TD%	Int	Int%	Long	Sack/Lost	Rating
Allen	461	271	3089	58.8	6.70	20	4.3	9	2.0	53†	38/237	85.3
Barkley	51	27	359	52.9	7.04	0	0.0	3	5.9	41	2/10	51.0
Brown	1	1	28	100.0	28.00	1	100.0	0	0.0	28†	0/0	158.3
TEAM	513	299	3476	58.3	6.78	21	4.1	12	2.3	53†	40/247	82.8
OPPONENTS	553	348	3421	62.9	6.19	15	2.7	14	2.5	61†	4/298	78.8



2020 SEASON STATISTICS

13-3 | 1ST IN AFC EAST | HEAD COACH SEAN MCDERMOTT

Date	W/L Score	Opponent	Attendance
9/13	W 27-17	N.Y. Jets	N/A
9/20	W 31-28	at Miami	11,075
9/27	W 35-32	L.A. Rams	N/A
10/04	W 30-23	at Las Vegas	N/A
10/13	L 16-42	at Tennessee	8,403
10/19	L 17-26	Kansas City	N/A
10/25	W 18-10	at N.Y. Jets	N/A
11/01	W 24-21	New England	N/A
11/08	W 44-34	Seattle	N/A
11/15	L 30-32	at Arizona	4,200
11/29	W 27-17	L.A. Chargers	N/A
12/07	W 34-24	at San Francisco	N/A
12/13	W 26-15	Pittsburgh	N/A
12/19	W 48-19	at Denver	N/A
12/28	W 38-9	at New England	N/A
1/03	W 56-26	Miami	N/A

AFC WILD CARD PLAYOFF
1/9 W 27-24 Indianapolis 6,722

AFC DIVISIONAL PLAYOFF
1/16 W 17-3 Baltimore 6,722

AFC CHAMPIONSHIP
1/24 L 24-38 at Kansas City 16,993

	BUF	OPP
TOTAL FIRST DOWNS	397	351
Rushing	119	125
Passing	240	199
Penalty	38	27
3rd Down: Made/Att	93/187	76/191
3rd Down Pct.	49.7	39.8
4th Down: Made/Att	8/10	11/19
4th Down Pct.	80.0	57.9

POSSESSION AVG. 31:45 28:15

	6343	5640
TOTAL NET YARDS	6343	5640
Avg. Per Game	396.4	352.5
Total Plays	1034	1025
Avg. Per Play	6.1	5.5

	1723	1914
NET YARDS RUSHING	1723	1914
Avg. Per Game	107.7	119.6
Total Rushes	411	414

	4620	3726
NET YARDS PASSING	4620	3726
Avg. Per Game	288.8	232.9
Sacked/Yards Lost	27/166	38/220
Gross Yards	4786	3946
Attempts/Completions	596/410	573/369
Completion Pct.	68.8	64.4
Had Intercepted	11	15

PUNTS/AVERAGE 41/50.8 63/46.0

NET PUNTING AVG. 41/44.0 63/39.5

PENALTIES/YARDS 102/941 86/728

FUMBLES/BALL LOST 18/11 22/11

	60	44
TOUCHDOWNS	60	44
Rushing	16	21
Passing	40	23
Returns	4	0

SCORE BY PERIOD	Q1	Q2	Q3	Q4	OT	PTS
BILLS	90	175	92	144	0	501
OPPONENTS	49	97	101	128	0	375

SCORING	TD	Ru	Pa	Rt	K-PAT	FG	S	PTS
Bass	0	0	0	0	57/59	28/34	0	141
Allen	9	8	1	0			0	54
Diggs	8	0	8	0			0	48
Davis	7	0	7	0			0	42
McKenzie	6	0	5	1			0	36
Moss	5	4	1	0			0	30
Beasley	4	0	4	0			0	24
Brown	3	0	3	0			0	18
Knox	3	0	3	0			0	18
Kroft	3	0	3	0			0	18
Singletonary	2	2	0	0			0	12
L. Smith	2	2	0	0			0	12
A. Williams	2	2	0	0			0	12
Gilliam	1	0	1	0			0	6
Hughes	1	0	0	1			0	6
T. Johnson	1	0	0	1			0	6
Kumerow	1	0	1	0			0	6
Norman	1	0	0	1			0	6
Yeldon	1	0	1	0			0	6
BILLS	60	16	40	4	57/59	28/34	0	501
OPP	44	21	23	0	32/37	23/25	0	375

SACKS: Addison 5, Klein 5, Hughes 4.5, Milano 3.5, Jefferson 3, Oliver 3, Edmunds 2, Murphy 2, Poyer 2, Marlowe 1.5, White 1.5, Dodson 1, Epenesa 1, D. Johnson 1, Johnson 1, Zimmer 1
BILLS: 38.0
OPP: 27.0

RUSHING	No.	Yds	Avg	Long	TD
Singletonary	156	687	4.4	51t	2
Moss	112	481	4.3	31	4
Allen	102	421	4.1	24t	8
Yeldon	10	70	7.0	34	0
A. Williams	12	63	5.3	18t	2
McKenzie	10	9	0.9	14	0
Diggs	1	1	1.0	1	0
Davis	1	0	0.0	0	0
Roberts	1	-3	-3.0	-3	0
Barkley	6	-6	-1.0	-1	0
BILLS	411	1723	4.2	51t	16
OPP	414	1914	4.6	33	21

RECEIVING	No.	Yds	Avg	Long	TD
Diggs	127	1535	12.1	55	8
Beasley	82	967	11.8	35	4
Singletonary	38	269	7.1	34	0
Davis	35	599	17.1	56t	7
Brown	33	458	13.9	46t	3
McKenzie	30	282	9.4	46	5
Knox	24	288	12.0	36	3
Moss	14	95	6.8	20	1
Kroft	12	119	9.9	38	3
L. Smith	4	35	8.8	27	2
Roberts	4	34	8.5	16	0
Gilliam	2	16	8.0	15	1
Kumerow	1	22	22.0	22t	1
Yeldon	1	22	22.0	22t	1
A. Williams	1	20	20.0	20	0
Neal	1	13	13.0	13	0
Allen	1	12	12.0	12t	1
BILLS	410	4786	11.7	56t	40
OPP	369	3946	10.7	69t	23

INTERCEPTIONS	No.	Yds	Avg	Long	TD
White	3	28	9.3	28	0
Marlowe	2	39	19.5	23	0
Poyer	2	14	7.0	14	0
Wallace	2	0	0.0	0	0
T. Johnson	1	51	51.0	51t	1
Hyde	1	33	33.0	33	0
Norman	1	16	16.0	16t	1
Jackson	1	6	6.0	6	0
Milano	1	0	0.0	0	0
Hughes	1	-3	-3.0	-3	0
BILLS	15	184	12.3	51t	2
OPP	11	139	12.6	68	0

PUNTING	No.	Yds	Avg	Net	TB	In	Lg	B
Bojorquez	41	2082	50.8	44.0	7	18	72	0
BILLS	41	2082	50.8	44.0	7	18	72	0
OPP	63	2896	46.0	39.5	2	21	64	0

PUNT RETURNS	Ret	Yds	Avg	Long	TD	
Roberts	29	12	286	9.9	38	0
Hyde	1	0	0.0	0	0	
McKenzie	1	1	84	84	1	
BILLS	31	13	370	11.9	84t	1
OPP	16	6	138	8.6	40	0

KICKOFF RETURNS	No.	Yds	Avg	Long	TD
Roberts	32	961	30.0	60	0
McKenzie	2	32	16.0	27	0
Hyde	1	3	3.0	3	0
J. Johnson	1	-1	-1.0	-1	0
BILLS	36	995	27.6	60	0
OPP	30	537	17.9	35	0

FIELD GOALS	1-19	20-29	30-39	40-49	50+
Bass	1/1	9/9	6/9	8/9	4/6
(38N,34N,22G,19G)(39G)(34G)(43G)(48G,52N)					
(45N,53G,48G,46G,37G,37N,29G,40G)(28G)(44G,61N,22G,31G)(54G,55G,58G)(45G,43G)(37G,28G)					
(34G,23G)(27G,27G)(22G)(31G)(52G,45G)					
(53N,30G)(54G,39G,25G)(37G,30G)(29G)(43G,33G)					
(45G,44G)(23G,42G,21G,45G)(27G)(45G)(51N)					
(45G)(49G,32G)					
BILLS	1/1	9/9	6/9	8/9	4/6
OPP	0/0	5/5	7/7	9/9	2/4

USUAL STARTERS

OFFENSE

WR	10	Cole Beasley
LT	73	Dion Dawkins
LG	65	Ike Boettger
C	60	Mitch Morse
RG	76	Jon Feliciano
RT	70	Daryl Williams
TE	88	Dawson Knox
QB	17	Josh Allen
RB	26	Devin Singletonary
WR	13	Gabriel Davis
WR	14	Stefon Diggs

DEFENSE

DE	55	Jerry Hughes
DT	94	Vernon Butler
DT	91	Ed Oliver
DE	97	Mario Addison
LB	49	Tremaine Edmunds
LB	58	Matt Milano
NCB	24	Taron Johnson
LCB	27	Tre'Davious White
RCB	47	Levi Wallace
FS	21	Jordan Poyer
SS	23	Micah Hyde

PASSING	Att	Cmp	Yds	Cmp%	Yds/Att	TD	TD%	Int	Int%	Long	Sack/Lost	Rating
Allen	572	396	4544	69.2	7.94	37	6.5	10	1.7	55	26/159	107.2
Barkley	21	11	197	52.4	9.38	1	4.8	1	4.8	56t	1/7	80.9
Beasley	1	1	20	100.0	20.0	1	100.0	0	0.0	20t	0/0	158.3
J. Johnson	1	1	13	100.0	13.0	0	0.0	0	0.0	13	0/0	118.8
McKenzie	1	1	12	100.0	12.0	1	100.0	0	0.0	12t	0/0	156.3
TEAM	596	410	4786	68.8	8.03	40	6.7	11	1.8	56t	27/166	107.6
OPPONENTS	573	369	3946	64.4	6.89	23	4.0	15	2.6	69t	38/220	86.9



2021 SEASON STATISTICS

11-6 | 1ST IN AFC EAST | HEAD COACH SEAN MCDERMOTT

Date	W/L Score	Opponent	Attendance
9/12	L 16-23	Pittsburgh	69,787
9/19	W 35-0	at Miami	65,040
9/26	W 43-21	Washington	68,434
10/03	W 40-0	Houston	68,087
10/10	W 38-20	at Kansas City	73,389
10/18	L 31-34	at Tennessee	69,419
10/31	W 26-11	vs. Miami	69,355
11/07	L 6-9	at Jacksonville	63,110
11/14	W 45-17	at N.Y. Jets	77,625
11/21	L 15-41	Indianapolis	69,866
11/25	W 31-6	at New Orleans	69,170
12/06	L 10-14	New England	69,694
12/12	L 27-33	at Tampa Bay	65,655
12/19	W 31-14	Carolina	65,398
12/26	W 33-21	at New England	65,878
1/02	W 29-15	Atlanta	64,948
1/09	W 27-10	N.Y. Jets	64,783

AFC WILD CARD PLAYOFF

1/15	W 47-17	New England	69,188
------	---------	-------------	--------

AFC DIVISIONAL PLAYOFF

1/23	L 36-42	Kansas City	73,242
------	---------	-------------	--------

TOTAL FIRST DOWNS

	BUF	OPP
Rushing	134	108
Passing	236	138
Penalty	28	39
3rd Down: Made/Att	103/222	66/214
3rd Down Pct.	46.4	30.8
4th Down: Made/Att	11/22	16/35
4th Down Pct.	50.0	45.7

POSSESSION AVG.

	31:34	28:26
--	-------	-------

TOTAL NET YARDS

	BUF	OPP
Avg. Per Game	381.9	272.8
Total Plays	1143	1014
Avg. Per Play	5.7	4.6

NET YARDS RUSHING

	BUF	OPP
Avg. Per Game	129.9	109.8
Total Rushes	461	442

NET YARDS PASSING

	BUF	OPP
Avg. Per Game	252.0	163.0
Sacked/Yards Lost	27/166	42/276
Gross Yards	4450	3047
Attempts/Completions	655/415	530/297
Completion Pct.	63.4	56.0
Had Intercepted	16	19

PUNTS/AVERAGE

	53/42.1	75/45.3
--	---------	---------

NET PUNTING AVG.

	53/37.6	75/39.7
--	---------	---------

PENALTIES/YARDS

	113/980	102/844
--	---------	---------

FUMBLES/BALL LOST

	24/6	23/11
--	------	-------

TOUCHDOWNS

	BUF	OPP
Rushing	20	19
Passing	36	12
Returns	1	1

SCORE BY PERIOD

	Q1	Q2	Q3	Q4	OT	PTS
BILLS	102	123	107	151	0	483
OPPONENTS	37	115	37	94	6	289

SCORING

TD	Ru	Pa	Rt	K-PAT	FG	S	PTS
Bass	0	0	0	0	51/51	28/32	0 135
Diggs	100	100					0 60
Knox	9	0	0				0 54
Singletary	8	7	1				0 48
Allen	6	6	0				0 40
Davis	6	0	6				0 36
Moss	5	4	1				0 30
Sanders	4	0	4				0 24
Breida	3	1	2				0 18
McKenzie	2	1	1				0 12
Beasley	1	0	1				0 8
Hyde	1	0	0				0 6
Sweeney	1	0	1				0 6
Trubisky	1	1	0				0 6
BILLS	57	20	36	1	51/51	28/32	0 483
OPP	32	19	12	26/26	21/23	1	289

SACKS:

Addison 7, Oliver 4, Rousseau 4, Obada 3.5, T. Johnson 3, Lotulelei 3, Milano 3, Poyer 3, Basham Jr. 2.5, Hughes 2, Epenesa 1.5, Ankou 1G 1, Ankou TM 1, Hyde 1, Phillips 1, Zimmer 1, (group) 1, White 0.5
BILLS: 42.0
OPP: 27.0

RUSHING

No.	Yds	Avg	Long	TD	
Singletary	188	870	4.6	46†	7
Allen	122	763	6.3	34	6
Moss	96	345	3.6	17	4
Breida	26	125	4.8	28	1
McKenzie	9	47	5.2	10	1
Sanders	2	31	15.5	24	0
Trubisky	13	24	1.8	22	1
Knox	0	4	---	4	0
Gilliam	3	3	1.0	2	0
Webb	2	-3	-1.5	-1	0
BILLS	461	2209	4.8	46†	20
OPP	442	1866	4.2	76†	19

RECEIVING

No.	Yds	Avg	Long	TD	
Diggs	103	1225	11.9	61	10
Beasley	82	693	8.5	29†	1
Knox	49	587	12.0	53†	9
Sanders	42	626	14.9	41	4
Singletary	40	228	5.7	19	1
Davis	35	549	15.7	49	6
Moss	23	197	8.6	24	1
McKenzie	20	178	8.9	28	1
Sweeney	9	44	4.9	13	1
Breida	7	72	10.3	23†	2
Gilliam	3	23	7.7	8	0
Kumerow	2	28	14.0	15	0
BILLS	415	4450	10.7	61	36
OPP	297	3047	10.3	73†	12

INTERCEPTIONS

No.	Yds	Avg	Long	TD	
Poyer	5	87	17.4	26	0
Hyde	5	59	11.8	26†	1
Wallace	2	29	14.5	15	0
J. Johnson	1	25	25.0	25	0
Matakevich	1	15	15.0	15	0
Klein	1	12	12.0	12	0
Edmunds	1	4	4.0	4	0
T. Johnson	1	4	4.0	4	0
Rousseau	1	3	3.0	3	0
White	1	0	0.0	0	0
BILLS	19	238	12.5	26†	1
OPP	16	151	9.4	32	0

PUNTING

No.	Yds	Avg	Net	TB	In	Lg	B	
Haack	52	2230	42.9	37.6	7	18	63	1
BILLS	52	2230	42.9	37.6	7	18	63	1
OPP	75	3394	45.3	39.7	5	16	71	1

PUNT RETURNS

Ret	FC	Yds	Avg	Long	TD	
McKenzie	19	6	14.7	7.7	26	0
Stevenson	14	1	13.2	9.4	19	0
Hyde	4	0	3.7	9.3	17	0
BILLS	37	7	31.6	8.5	26	0
OPP	17	11	9.6	5.6	16	0

KICKOFF RETURNS

No.	Yds	Avg	Long	TD	
McKenzie	24	584	24.3	75	0
Stevenson	7	165	23.6	31	0
Breida	1	27	27.0	27	0
T. Jones	1	14	14.0	14	0
BILLS	34	790	23.2	75	0
OPP	41	739	18.0	33	0

FIELD GOALS

1-19	20-29	30-39	40-49	50+	
Bass	0/0	15/15	7/8	4/5	2/4
(37G, 25G, 42G)(53N)(21G, 48G, 29G)(33G, 26G					
21G, 28G)(30G)(24G, 28G, 52G)(57G, 39G)(24G, 41G)					
(29G)(57N, 49N)(34G)(35G, 33N)(21G, 25G)(26G)(25G,					
34G)(41G, 21G)					
BILLS	0/0	15/15	7/8	4/5	2/4
OPP	0/0	7/7	6/7	5/6	3/3

USUAL STARTERS

OFFENSE

WR	1	Emmanuel Sanders
LT	73	Dion Dawkins
LG	65	Ike Boettger
C	60	Mitch Morse
RG	75	Daryl Williams
RT	79	Spencer Brown
TE	88	Dawson Knox
QB	17	Josh Allen
RB	26	Devin Singletary
FB	41	Reggie Gilliam
WR	14	Stefon Diggs

DEFENSE

DE	55	Jerry Hughes
DT	99	Harrison Phillips
DT	91	Ed Oliver
DE	50	Greg Rousseau
LB	49	Tremaine Edmunds
LB	58	Matt Milano
NCB	24	Taron Johnson
LCB	27	Tre'Davious White
RCB	47	Levi Wallace
FS	21	Jordan Poyer
SS	23	Micah Hyde

PASSING	Att	Cmp	Yds	Cmp%	Yds/Att	TD	TD%	Int	Int%	Long	Sack/Lost	Rating
Allen	646	409	4407	63.3	6.82	36	5.6	15	2.3	61	26/164	92.2
Trubisky	8	6	43	75.0	5.38	0	0.0	0	12.5	15	0	47.4
Beasley	1	0	0	0.0	0.00	0	0.0	0	0.0	---	0	39.6
Diggs	0	0	0	---	---	0	---	0	---	---	1/2	---
TEAM	655	415	4450	63.4	6.79	36	5.5	16	2.4	61	27/166	91.3
OPPONENTS	530	297	3047	56.0	5.75	12	2.3	19	3.6	73†	42/276	65.3



2022 SEASON STATISTICS

13-3 | 1ST IN AFC EAST | HEAD COACH SEAN MCDERMOTT

Date	W/L Score	Opponent	Attendance
09/08	W 31-10	at L.A. Rams	73,846
09/19	W 41-7	Tennessee	70,683
09/25	L 19-21	at Miami	66,206
10/02	W 23-20	at Baltimore	70,494
10/09	W 38-3	Pittsburgh	70,764
10/16	W 24-20	at Kansas City	73,586
10/30	W 27-17	Green Bay	70,863
11/06	L 17-20	at N.Y. Jets	83,135
11/13	L 30-33	OT Minnesota	70,844
11/20	W 31-23	Cleveland	52,146
11/24	W 28-25	at Detroit	66,553
12/01	W 24-10	at New England	65,878
12/11	W 20-12	N.Y. Jets	70,603
12/17	W 32-29	Miami	70,794
12/24	W 35-13	at Chicago	59,929
01/02	--	at Cincinnati	Canceled
01/08	W 35-23	New England	70,753

AFC WILD CARD PLAYOFF

1/15 W 34-31 Miami 70,651

AFC DIVISIONAL PLAYOFF

1/22 L 10-27 Cincinnati 70,733

	BUF	OPP
TOTAL FIRST DOWNS	367	313
Rushing	128	103
Passing	212	181
Penalty	27	29
3rd Down: Made/Att	97/193	78/208
3rd Down Pct.	50.3	37.5
4th Down: Made/Att	7/13	19/33
4th Down Pct.	53.8	57.6

POSSESSION AVG. 29:35 30:25

	6361	5106
TOTAL NET YARDS	6361	5106
Avg. Per Game	397.6	319.1
Total Plays	1037	997
Avg. Per Play	6.1	5.1

	2232	1673
NET YARDS RUSHING	2232	1673
Avg. Per Game	139.5	104.6
Total Rushes	430	387

	4129	3433
NET YARDS PASSING	4129	3433
Avg. Per Game	258.1	214.6
Sacked/Yards Lost	33/162	40/288
Gross Yards	4291	3721
Attempts/Completions	574/361	570/362
Completion Pct.	62.9	63.5
Had Intercepted	14	17

PUNTS/AVERAGE 46/46.7 63/46.4

NET PUNTING AVG. 46/41.3 63/41.0

PENALTIES/YARDS 92/709 89/754

FUMBLES/BALL LOST 24/13 24/10

	53	32
TOUCHDOWNS	53	32
Rushing	15	10
Passing	35	21
Returns	3	1

	Q1	Q2	Q3	Q4	OT	PTS
SCORE BY PERIOD						
BILLS	95	154	107	99	0	455
OPPONENTS	79	80	47	77	3	286

SCORING	TD	Ru	Pa	Rt	K-PAT	FG	S	PTS
Bass	0	0	0	0	48/50	27/31	0	129
Diggs	11	0	11	0	0	0	0	66
Allen	7	7	0	0	0	0	0	44
Davis	7	0	7	0	0	0	0	42
Knox	6	0	6	0	0	0	0	36
Singletary	6	5	1	0	0	0	0	36
McKenzie	5	1	4	0	0	0	0	30
Hines	3	0	1	2	0	0	0	18
Cook	3	2	1	0	0	0	0	18
Shakir	1	0	1	0	0	0	0	8
Brown	1	0	1	0	0	0	0	6
Gilliam	1	0	1	0	0	0	0	6
Milano	1	0	0	1	0	0	0	6
Morris	1	0	1	0	0	0	0	6
Oliver	0	0	0	0	0	1	2	0
BILLS	53	15	35	3	48/50	27/31	2	455
OPP	32	10	21	2	27/28	21/28	1	286

2-Pt Conversions: BILLS 2-3, OPP 1-4

SACKS: V. Miller 8, Rousseau 8, Epenesa 6.5, Lawson 3.5, Oliver 2.5, Basham Jr. 2, D. Jones 2, Hamlin 1.5, Milano 1.5, Phillips 1.5, Dodson 1, Edmunds 1, Settle 1

BILLS: 40.0
OPP: 33.0

RUSHING	No.	Yds	Avg	Long	TD
Singletary	177	819	4.6	33†	5
Allen	24	762	6.1	44	7
Cook	89	507	5.7	33	2
Moss	17	91	5.4	43	0
McKenzie	9	55	6.1	18	1
Hines	6	-3	-5	3	0
Johnson	2	4	2.0	4	0
Keenum	5	0	0.0	4	0
Diggs	1	-3	-3	0	0
BILLS	430	2232	5.2	44	15
OPP	387	1673	4.3	81†	10

RECEIVING	No.	Yds	Avg	Long	TD
Diggs	108	1429	13.2	53†	11
Davis	48	836	17.4	98†	7
Knox	48	517	10.8	45	6
McKenzie	42	423	10.1	30	4
Singletary	38	280	7.4	22	1
Cook	21	180	8.6	41	1
Shakir	10	161	16.1	31	1
Morris	8	84	10.5	26	1
Gilliam	8	69	8.6	14	1
Moss	7	27	3.9	8	0
Crowder	6	60	10.0	16	0
Hines	5	53	10.6	21	1
Kumerow	4	64	16.0	39	0
Hodgins	4	41	10.3	26	0
Beasley	2	18	9.0	9	0
Brown	1	42	42.0	42†	1
Sweeney	1	7	7.0	7	0
BILLS	361	4291	11.9	98†	35
OPP	362	3721	10.3	67†	21

INTERCEPTIONS	No.	Yds	Avg	Long	TD
Poyer	4	6	1.5	6	0
Milano	3	84	28.0	43†	1
Jackson	2	13	6.5	11	0
Elam	2	0	0.0	0	0
Benford	1	35	35.0	35	0
Basham Jr.	1	21	21.0	21	0
Edmunds	1	4	4.0	4	0
T. Johnson	1	2	2.0	2	0
J. Johnson	1	0	0.0	0	0
White	1	0	0.0	0	0
BILLS	17	165	9.7	43†	1
OPP	14	175	12.5	39	0

PUNTING	No.	Yds	Avg	Net	TB	In	Lg	B
Marrin	45	2146	47.7	41.3	5	16	67	1
BILLS	46	2146	46.7	41.3	5	16	67	1
OPP	63	2921	46.4	41.0	3	21	69	0

PUNT RETURNS	Ret	FC	Yds	Avg	Long	TD
Hines	16	11	153	9.6	28	0
Crowder	9	4	100	11.1	20	0
Shakir	3	3	23	7.7	17	0
T. Jones	1	0	0	0.0	0	0
BILLS	29	18	276	9.5	28	0
OPP	6	13	145	9.1	41	0

KICKOFF RETURNS	No.	Yds	Avg	Long	TD
Hines	19	554	29.2	101†	2
D. Johnson	7	157	22.4	43	0
McKenzie	6	144	24.0	42	0
Crowder	1	17	17.0	17	0
T. Jones	1	2	2.0	2	0
Lewis	1	0	0.0	0	0
Shakir	1	34	34.0	34	0
BILLS	36	908	25.2	101†	2
OPP	48	970	20.2	40	0

FIELD GOALS	1-19	20-29	30-39	40-49	50+
Bass	0/0	4/4	11/13	10/11	2/3
BILLS	0/0	4/4	11/13	10/11	2/3
OPP	0/0	6/7	7/9	3/5	5/7

USUAL STARTERS

OFFENSE		
WR	13	Gabe Davis
LT	73	Dion Dawkins
LG	76	Rodger Saffold
C	60	Mitch Morse
RG	71	Ryan Bates
RT	79	Spencer Brown
TE	88	Dawson Knox
QB	17	Josh Allen
RB	26	Devin Singletary
FWR	6	Isaiah McKenzie
WR	14	Stefon Diggs

DEFENSE		
EDGE	40	Von Miller
DT	92	DaQuan Jones
DT	91	Ed Oliver
EDGE	50	Greg Rousseau
LB	49	Tremaine Edmunds
LB	58	Matt Milano
NCB	24	Taron Johnson
LCB	27	Tre'Davious White
RCB	30	Dane Jackson
FS	21	Jordan Poyer
SS	3	Damar Hamlin

PASSING	Att	Cmp	Yds	Cmp%	Yds/Att	TD	TD%	Int	Int%	Long	Sack/Lost	Rating
Allen	567	359	4283	63.3	7.55	35	6.2	14	2.5	98†	33/162	96.6
Keenum	7	2	8	28.6	1.14	0	0.0	0	0.0	5	0/0	39.6
TEAM	574	361	4291	62.9	7.48	35	6.1	14	2.4	98†	33/162	95.8
OPPONENTS	570	362	3721	63.5	6.53	21	3.7	17	3.0	67†	40/288	82.1



2023 SEASON STATISTICS

11-6 | 1ST IN AFC EAST | HEAD COACH SEAN MCDERMOTT

Date	W/L Score	Opponent	Attendance
09/11 L	16-22	OT at NYJ	83,345
09/17 W	38-10	LVR	70,772
09/24 W	37-3	at WAS	64,291
10/01 W	48-20	MIA	70,881
10/08 L	20-25	JAX	61,273
10/15 W	14-9	NYG	70,515
10/22 L	25-29	at NE	64,628
10/26 W	24-18	TB	70,416
11/05 L	18-24	at CIN	66,965
11/13 L	22-24	DEN	70,318
11/19 W	32-6	NYJ	70,603
11/26 L	34-37	OT at PHI	69,879
12/10 W	20-17	at KC	73,639
12/17 W	31-10	DAL	70,933
12/23 W	24-22	at LAC	67,678
12/31 W	27-21	NE	70,772
01/07 W	21-14	at MIA	66,292

AFC WILD CARD PLAYOFF

1/15 W	31-17	Pittsburgh	70,040
--------	-------	------------	--------

AFC DIVISIONAL PLAYOFF

1/21 L	24-27	Kansas City	70,808
--------	-------	-------------	--------

	BUF	OPP
TOTAL FIRST DOWNS	381	313
Rushing	158	96
Passing	199	183
Penalty	24	34
3rd Down: Made/Att	109/219	83/215
3rd Down Pct.	49.8	38.6
4th Down: Made/Att	9/16	10/19
4th Down Pct.	56.3	52.6

POSSESSION AVG.

31:46	28:14
-------	-------

	BUF	OPP
TOTAL NET YARDS	6366	5222
Avg. Per Game	374.5	307.2
Total Plays	1115	1015
Avg. Per Play	5.7	5.1
NET YARDS RUSHING	2212	1880
Avg. Per Game	130.1	110.6
Total Rushes	512	409
NET YARDS PASSING	4154	3342
Avg. Per Game	244.4	196.6
Sacked/Yards Lost	24/152	54/334
Gross Yards	4306	3676
Attempts/Completions	579/385	552/363
Completion Pct.	66.5	65.8
Had Intercepted	18	18

PUNTS/AVERAGE

51/45.8	71/48.6
---------	---------

NET PUNTING AVG.

51/39.9	71/42.1
---------	---------

PENALTIES/YARDS

106/883	99/753
---------	--------

FUMBLES/BALL LOST

20/10	21/12
-------	-------

TOUCHDOWNS

54	34	
Rushing	22	14
Passing	29	18
Returns	3	2

SCORE BY PERIOD

	Q1	Q2	Q3	Q4	OT	PTS
BILLS	77	155	81	135	3	451
OPPONENTS	72	92	29	106	12	311

SCORING	TD	Ru	Pa	Rt	K-PAT	FG	S	PTS
Bass	0	0	0	0	49/50	24/29	0	21
Allen	15	15	0	0	0	0	0	90
Diggs	8	0	8	0	0	0	0	50
Davis	7	0	7	0	0	0	0	44
Cook	6	2	4	0	0	0	0	36
Murray	4	4	0	0	0	0	0	24
Knox	2	0	2	0	0	0	0	14
Harty	2	0	1	0	0	0	0	12
Kincaid	2	0	2	0	0	0	0	12
Shakir	2	0	2	0	0	0	0	12
Douglas	1	0	0	1	0	0	0	6
Epenesa	1	0	0	1	0	0	0	6
Harris	1	1	0	0	0	0	0	6
Ty Johnson	1	0	1	0	0	0	0	6
Morris	1	0	1	0	0	0	0	6
Sherfield	1	0	1	0	0	0	0	6
BILLS	54	22	29	3	49/50	24/29	0	451
OPP	34	14	18	2	25/26	26/28	0	311

2-Pt Conversions: BILLS 3-4, OPP 2-6

SACKS: Floyd 10.5, Oliver 9.5, Bernard 6.5, Epenesa 6.5, Rousseau 5, Dodson 2.5, Jones 2.5, Phillips 2.5, Douglas LG 1, Douglas TM 1, Ford 1, Ta. Johnson 1, Joseph 1, Lawson 1, Poyer 1, Settle 1, (group) 1, Rapp 0.5
BILLS: 54
OPP: 24

RUSHING	No.	Yds	Avg	Long	TD
Cook	237	1122	4.7	42	2
Allen	111	524	4.7	23	15
Murray	79	300	3.8	29	4
Ty Johnson	30	132	4.4	13	0
Harris	23	94	4.1	11	1
Fournette	12	40	3.3	9	0
Shakir	1	10	10.0	10	0
Diggs	1	5	5.0	5	0
Harty	4	0	0.0	4	0
Davis	1	-2	-2.0	-2	0
K. Allen	13	-13	-1.0	0	0
BILLS	512	2212	4.3	42	22
OPP	409	1880	4.6	83	14

RECEIVING	No.	Yds	Avg	Long	TD
Diggs	107	1183	11.1	55†	8
Kincaid	73	673	9.2	51	2
Davis	45	746	16.6	57†	7
Cook	44	445	10.1	48	4
Shakir	39	611	15.7	81†	2
Knox	22	186	8.5	17	2
Murray	17	119	7.0	22	0
Harty	15	150	10.0	43	1
Sherfield	11	86	7.8	12	1
Ty Johnson	7	62	8.9	28†	1
Morris	2	26	13.0	15†	1
Harris	2	16	8.0	13	0
Gilliam	1	3	3.0	3	0
BILLS	385	4306	11.2	81†	29
OPP	363	3676	10.1	48	18

INTERCEPTIONS	No.	Yds	Avg	Long	TD
Douglas	4	58	14.5	40†	1
Bernard	3	2	0.7	2	0
Epenesa	2	38	19.0	32†	1
Hyde	2	24	12.0	23	0
Milano	2	16	8.0	13	0
Benford	2	8	4.0	8	0
White	1	2	2.0	2	0
Oliver	1	0	0.0	0	0
Rapp	1	0	0.0	0	0
BILLS	18	148	8.2	40†	2
OPP	18	83	4.6	51	0

PUNTING	No.	Yds	Avg	Net	TB	In	Lg	B
Martin	51	2334	45.8	39.9	3	24	70	0
BILLS	51	2334	45.8	39.9	3	24	70	0
OPP	71	3451	48.6	42.1	5	27	64	0

PUNT RETURNS	Ret	FC	Yds	Avg	Long	TD
Harty	26	25	323	12.4	96†	1
Shakir	5	0	37	7.4	10	0
BILLS	31	25	360	11.6	96†	1
OPP	19	17	237	12.5	65†	1

KICKOFF RETURNS	No.	Yds	Avg	Long	TD
Ty Johnson	8	161	20.1	24	0
Shakir	5	98	19.6	27	0
Fournette	1	17	17.0	17	0
Harris	1	41	41.0	41	0
Harty	1	7	7.0	7	0
Isabella	1	25	25.0	25	0
BILLS	17	349	20.5	41	0
OPP	29	649	22.4	98†	1

FIELD GOALS	1-19	20-29	30-39	40-49	50+
Bass	0/0	4/4	12/13	4/6	4/6
BILLS	0/0	4/4	12/13	4/6	4/6
OPP	0/0	7/7	4/4	11/12	4/5

USUAL STARTERS	OFFENSE	
WR	13	Gabe Davis
LT	73	Dion Dawkins
LG	66	Connor McGovern
C	60	Mitch Morse
RG	64	O'Cyrus Torrence
RT	79	Spencer Brown
TE	86	Dalton Kincaid
QB	17	Josh Allen
RB	4	James Cook
WR	10	Khalil Shakir
WR	14	Stefon Diggs

DEFENSE		
EDGE	56	Leonard Floyd
DT	92	DaQuan Jones
DT	91	Ed Oliver
EDGE	50	Greg Rousseau
LB	43	Treel Bernard
LB	58	Matt Milano
NCB	24	Taron Johnson
LCB	31	Rasul Douglas
RCB	47	Christian Benford
S	21	Jordan Poyer
S	23	Micah Hyde

PASSING	Att	Cmp	Yds	Cmp%	Yds/Att	TD	TD%	Int	Int%	Long	Sack/Lost	Rating
Allen	579	385	4306	66.5	7.44	29	5.0	18	3.1	81†	24/152	92.2
TEAM	579	385	4306	66.5	7.44	29	5.0	18	3.1	81†	24/152	92.2
OPPONENTS	552	363	3676	65.8	6.66	18	3.3	18	3.3	48	54/334	81.9



YEAR-BY-YEAR PRO BOWL SELECTIONS

Year Selections Position/Name

1960	0	
1961	6	S Bill Atkins; LB Archie Matsos; DT Chuck McMurty; T Harold Olson; T Ken Rice; DE Laverne Torczon
1962	6	FB Cookie Gilchrist; QB Jack Kemp; LB Archie Matsos; DT Tom Sestak; G Billy Shaw; E Ernie Warlick
1963	7	T Stew Barber; FB Cookie Gilchrist; QB Jack Kemp (#); DT Tom Sestak; G Billy Shaw; LB Mike Stratton; E Ernie Warlick
1964	10	T Stew Barber; CB Butch Byrd; FL Elbert Dubenion; FB Cookie Gilchrist; QB Jack Kemp; S George Saimes; DT Tom Sestak; G Billy Shaw; LB Mike Stratton; E Ernie Warlick
1965	**	Entire team
1966	11	T Stew Barber; RB Bobby Burnett; CB Butch Byrd; FB Wray Carlton; TE Paul Costa; DT Jim Dunaway; QB Jack Kemp; S George Saimes; G Billy Shaw; LB Mike Stratton; LB John Tracey
1967	9	T Billy Shaw; DT Jim Dunaway; DB Tom Janik; RB Keith Lincoln; DE Ron McDole; K Mike Mercer; S George Saimes; G Billy Shaw; LB Mike Stratton
1968	4	DT Jim Dunaway; S George Saimes; G Billy Shaw; LB Mike Stratton
1969	5	LB Harry Jacobs; QB Jack Kemp; WR Haven Moses; G Billy Shaw; RB O.J. Simpson
1970	1	WR Marlin Briscoe
1971	0	
1972	3	WR J.D. Hill; CB Robert James; RB O.J. Simpson (*)
1973	3	T Dave Foley; CB Robert James; RB O.J. Simpson
1974	2	CB Robert James; RB O.J. Simpson
1975	2	G Joe Delamielleure; RB O.J. Simpson
1976	2	G Joe Delamielleure; RB O.J. Simpson
1977	2	G Joe Delamielleure; S Tony Greene
1978	1	G Joe Delamielleure
1979	1	G Joe Delamielleure
1980	3	WR Jerry Butler; RB Joe Cribbs; NT Fred Smerlas
1981	3	RB Joe Cribbs (#); WR Frank Lewis; NT Fred Smerlas
1982	2	NT Fred Smerlas; DE Ben Williams
1983	2	RB Joe Cribbs; NT Fred Smerlas
1984	1	RB Greg Bell
1985	0	
1986	0	
1987	3	QB Jim Kelly; DE Bruce Smith (*); ST Steve Tasker
1988	8	LB Cornelius Bennett; LB Shane Conlan (#); C Kent Hull; QB Jim Kelly (#) K Scott Norwood; WR Andre Reed; NT Fred Smerlas; DE Bruce Smith
1989	5	LB Shane Conlan; C Kent Hull; WR Andre Reed; DE Bruce Smith; RB Thurman Thomas
1990	10	LB Cornelius Bennett; LB Shane Conlan; C Kent Hull; QB Jim Kelly (*); WR Andre Reed; DE Bruce Smith; ST Steve Tasker; LB Darryl Talley; RB Thurman Thomas; T Will Wolford
1991	8	LB Cornelius Bennett; QB Jim Kelly; WR James Lofton; WR Andre Reed; G Jim Ritcher; LB Darryl Talley; ST Steve Tasker; RB Thurman Thomas
1992	10	T Howard Ballard; LB Cornelius Bennett; S Henry Jones; QB Jim Kelly (#); CB Nate Odomes; WR Andre Reed; G Jim Ritcher; DE Bruce Smith (#); ST Steve Tasker (*); RB Thurman Thomas; T Will Wolford
1993	7	T Howard Ballard; LB Cornelius Bennett; CB Nate Odomes; WR Andre Reed (#); DE Bruce Smith (#); ST Steve Tasker; RB Thurman Thomas
1994	3	WR Andre Reed; DE Bruce Smith; ST Steve Tasker
1995	3	LB Bryce Paup; DE Bruce Smith; ST Steve Tasker
1996	3	G Ruben Brown; LB Bryce Paup; DE Bruce Smith (#)
1997	4	G Ruben Brown; LB Bryce Paup; DE Bruce Smith; NT Ted Washington



YEAR-BY-YEAR PRO BOWL SELECTIONS

Year	Selections	Position/Name
1998	6	G Ruben Brown; QB Doug Flutie; FB Sam Gash; WR Eric Moulds; DE Bruce Smith; NT Ted Washington
1999	2	G Ruben Brown; FB Sam Gash
2000	4	G Ruben Brown; LB Sam Cowart; WR Eric Moulds; NT Ted Washington
2001	2	G Ruben Brown, FB Larry Centers
2002	4	QB Drew Bledsoe; G Ruben Brown; RB Travis Henry; WR Eric Moulds
2003	2	G Ruben Brown; LB Takeo Spikes
2004	4	DT Sam Adams; CB Nate Clements; KR Terrence McGee; LB Takeo Spikes
2005	2	P Brian Moorman; LS Mike Schneck
2006	2	P Brian Moorman; DE Aaron Schobel
2007	2	LT Jason Peters (#); DE Aaron Schobel
2008	2	RB Marshawn Lynch; T Jason Peters (#)
2009	1	FS Jairus Byrd (#)
2010	1	NT Kyle Williams
2011	0	
2012	3	FS Jairus Byrd; RB C.J. Spiller; DT Kyle Williams
2013	4	FS Jairus Byrd; DT Marcell Dareus; DT Kyle Williams; DE Mario Williams
2014	3	DT Marcell Dareus; DT Kyle Williams; DE Mario Williams
2015	4	G Richie Incognito, RB LeSean McCoy (#), QB Tyrod Taylor, C Eric Wood
2016	7	LB Zach Brown, CB Stephon Gilmore, LB Lorenzo Alexander^, RB LeSean McCoy#, DT Kyle Williams, G Richie Incognito, QB Tyrod Taylor#
2017	3	S Micah Hyde, RB LeSean McCoy, G Richie Incognito
2018	1	DT Kyle Williams
2019	3	CB Tre'Davious White, LB Tremaine Edmunds, KR/PR Andre Roberts
2020	5	QB Josh Allen, WR Stefon Diggs, LB Tremaine Edmunds, KR/PR Andre Roberts, CB Tre'Davious White
2021	2	WR Stefon Diggs, T Dion Dawkins
2022	8	QB Josh Allen, T Dion Dawkins, WR Stefon Diggs, TE Dawson Knox, LB Matt Milano, C Mitch Morse, S Jordan Poyer, G Rodger Saffold
2023	2	RB James Cook, T Dion Dawkins

*Player of the Game; #Did not play – injured; ^Defensive MVP



PLAYERS OF THE WEEK/MONTH

1984

AFC PLAYER/WEEK

Week 12 (11/18 vs. Dal.): Greg Bell (O)

1985

AFC PLAYER/WEEK

Week 7 (10/20 vs. Ind.): Greg Bell (O)

1986

AFC PLAYER/WEEK

Week 13 (11/30 at KC): Charles Romes (D)

1987

AFC PLAYER/WEEK

Week 2 (9/20 vs. Hou.): Jim Kelly (O)

Week 7 (10/25 at Mia.): Jim Kelly (O)

Week 12 (11/29 vs. Mia.): Bills Defense (D)

1988

AFC PLAYER/WEEK

Week 4 (9/25 vs. Pit.): Mark Kelso

Week 6 (10/9 vs. Ind.): Cornelius Bennett (D)

Week 9 (10/30 vs. GB): Cornelius Bennett (D)

Week 12 (11/20 vs. NYJ): Fred Smerlas (D)

AFC PLAYER/MONTH

October: Cornelius Bennett (D)

1989

AFC PLAYER/WEEK

Week 1 (9/10 at Mia.): Jim Kelly (O)

Week 3 (9/24 at Hou.): Jim Kelly (O)

AFC PLAYER/MONTH

September: Jim Kelly (O)

1990

AFC PLAYER/WEEK

Week 3 (9/24 at NYJ): Thurman Thomas (O)

Week 4 (9/30 vs. Den.): Cornelius Bennett (D)

Week 5 (10/7 vs. LAR): Cornelius Bennett (D)

Week 7 (10/21 vs. NYJ): Andre Reed (O)

Week 13 (12/2 vs. Phi.): Bruce Smith (D)

Week 14 (12/9 at Ind.): Bruce Smith (D)

Week 16 (12/23 vs. Mia.): Darryl Talley (D)

AFC PLAYER/MONTH

December: Bruce Smith (D)

1991

AFC PLAYER/WEEK

Week 1 (9/1 vs. Mia.): Thurman Thomas (O)

Week 2 (9/8 vs. Pit.): Jim Kelly (O)

Week 3 (9/15 at NYJ): Thurman Thomas (O)

Week 4 (9/22 at TB): Cornelius Bennett (D)

Week 5 (9/29 vs. Chi.): Nate Odomes (D)

Week 8 (10/21 vs. Cin.): James Lofton (O)

Week 15 (12/8 at LAR): Jim Kelly (O)

AFC PLAYER/MONTH

September: Jim Kelly (O) / Thurman Thomas (O)

November: Thurman Thomas (O)

1992

AFC PLAYER/WEEK

Week 2 (9/13 at SF): Jim Kelly (O)

Week 4 (9/27 at NE): Jim Kelly (O)

Week 10 (11/8 vs. Pit.): Thurman Thomas (O)

Week 15 (12/12 vs. Den.): Thurman Thomas (O)

Week 16 (12/20 at NO): Jeff Wright (D)

AFC PLAYER/MONTH

September: Jim Kelly (O)

1993

AFC PLAYER/WEEK

Week 2 (9/12 at Dal.): Steve Tasker (ST)

Week 8 (10/24 at NYJ): Bruce Smith (D)

Week 16 (12/19 at Mia.): Nate Odomes (D)

Week 17 (12/26 vs. NYJ): Steve Christie (ST)

AFC PLAYER/MONTH

October: Bruce Smith (D)

1994

AFC PLAYER/WEEK

Week 2 (9/11 at NE): Chris Mohr (ST)

Week 3 (9/18 at Hou.): Steve Christie (ST)

Week 4 (9/26 vs. Den.): Cornelius Bennett (D)

Week 9 (10/30 vs. KC): Bruce Smith (D)

AFC PLAYER/MONTH

September: Bruce Smith (D)

Steve Christie (ST)

1995

AFC PLAYER/WEEK

Week 3 (9/17 vs. Ind.): Bryce Paup (D)

Week 7 (10/15 vs. Sea.): Bryce Paup (D)

Week 15 (12/10 at Stl.): Jim Kelly (O)

AFC PLAYER/MONTH

November: Bryce Paup (D)

1996

AFC PLAYER/WEEK

Week 4 (9/22 vs. Dal.): Manny Martin (D)

Week 8 (10/20 at NYJ): Steve Christie (ST)

Week 10 (11/3 vs. Was.): Darick Holmes

Week 11 (11/10 at Phi.): Bruce Smith (D)

Week 13 (11/24 vs. NYJ): Kurt Schultz (D)

Week 17 (12/22 vs. KC): Jim Kelly (O)

AFC PLAYER/MONTH

September: Bruce Smith (D)

November: Bruce Smith (D)

AFC ROOKIE/MONTH

November: Gabe Nothern (D)



PLAYERS OF THE WEEK/MONTH

1997

AFC PLAYER/WEEK

Week 2 (9/7 at NYJ): Bryce Paup (D)
Week 8(10/20 at Ind.): Bruce Smith (D)

AFC PLAYER/MONTH

October: Bruce Smith (D)

1998

AFC PLAYER/WEEK

Week 5 (10/4 vs. SF): Bruce Smith (D)
Week 9 (11/1 vs. Mia.): Doug Flutie (O)
Week 14 (12/6 at Cin.): Steve Christie (ST)

AFC PLAYER/MONTH

December: Steve Christie (ST)

AFC ROOKIE/MONTH

October: Sam Cowart (D)

1999

AFC PLAYER/WEEK

Week 4 (10/4 at Mia.): John Holecsek (D)
Week 9 (11/7 at Was.): Doug Flutie (O)
Week 17 (1/2 vs. Ind.): Rob Johnson (O)

2000

AFC PLAYER/WEEK

Week 1 (9/3 vs. Ten.): Steve Christie (ST)
Week 7 (10/15 vs. SD): Steve Christie (ST)
Week 10 (11/5 at NE): Sam Cowart (D)
Steve Christie (ST)

AFC PLAYER/MONTH

November: Sam Cowart (D)

2002

AFC PLAYER/WEEK

Week 2 (9/23 at Ind.): Drew Bledsoe (O)
Mike Hollis (ST)
Week 6 (10/18 at Jax.): Travis Henry (O)
Week 7 (10/28 at SD): Nate Clements (D)

AFC PLAYER/MONTH

September: Drew Bledsoe (O)
October: Brian Moorman (ST)

2003

AFC PLAYER/WEEK

Week 1 (9/7 vs. NE): Takeo Spikes (D)
Week 13 (11/30 at NYG): Aaron Schobel (D)

2004

AFC PLAYER/WEEK

Week 6 (10/17 vs. Mia.): Brian Moorman (ST)
Week 8 (10/31 vs. Ari.): Terrence McGee (ST)
Week 11 (11/21 vs. Stl.): Lawyer Milloy (D)
Week 13 (12/5 at Mia.): Terrence McGee (ST)

2005

AFC PLAYER/WEEK

Week 10 (11/13 vs. KC): Brian Moorman (ST)
Week 16 (12/24 at Cin.): Terrence McGee (ST)

2006

AFC PLAYER/WEEK

Week 2 (9/17 at Mia.): Coy Wire (ST)
Week 9 (11/5 vs. GB): Brian Moorman (ST)
Week 12 (11/26 vs. Jax.): Roscoe Parrish (ST)
Week 14 (12/10 at NYJ): Aaron Schobel (D)
Week 15 (12/17 vs. Mia.): Brian Moorman (ST)

AFC PLAYER/MONTH

November: Brian Moorman (ST)

NFL ROOKIE/MONTH

September: Donte Whitner (D)

2007

AFC PLAYER/WEEK

Week 4 (9/30 vs. NYJ): Jabari Greer (D)
Week 13 (12/2 at Was.): Rian Lindell (ST)

NFL ROOKIE/WEEK

Week 7 (10/21 vs. Bal.): Marshawn Lynch (O)
Week 10 (11/11 at Mia.): Marshawn Lynch (O)
Week 13 (12/2 at Was.): Trent Edwards (O)
Week 14 (12/9 vs. Mia.): Trent Edwards (O)

2008

AFC PLAYER/WEEK

Week1 (9/7 vs. Sea.): Roscoe Parrish (ST)

NFL ROOKIE/MONTH

November: Leodis McKelvin (D)

2009

AFC PLAYER/WEEK

Week 2 (9/20 vs. TB): Rian Lindell (ST)
Week 7 (10/25 at Car.): Brian Moorman (ST)

NFL ROOKIE/MONTH

October: Jairus Byrd (D)

2010

AFC PLAYER/WEEK

Week 3 (9/26 at NE): C.J. Spiller (ST)
Week 11 (11/21 at Cin.): Drayton Florence (D)

2011

AFC PLAYER/WEEK

Week 3 (11/25 vs. NE): Rian Lindell (ST)
Week 5 (10/9 vs. Phi.): George Wilson (D)

AFC PLAYER/MONTH

September: Ryan Fitzpatrick (O)

NFL ROOKIE/WEEK

Week 8 (10/30 vs. Was.): Marcell Dareus (D)



PLAYERS OF THE WEEK/MONTH

2012

AFC PLAYER/WEEK

Week 6 (10/14 at Ari.): Jairus Byrd (D)
Week 11 (11/15 vs. Mia.): Leodis McKelvin (S)

2013

AFC PLAYER/WEEK

Week 2 (9/15 vs. Car.): Mario Williams (D)
Week 7 (10/20 at Mia.): Mario Williams (D)

2014

AFC PLAYER/WEEK

Week 1 (9/7 at Chi.): Dan Carpenter (ST)
Week 2 (9/14 vs. Mia.): C.J. Spiller (ST)
Week 5 (10/5 at Det.): Marcell Dareus (D)
Week 12 (11/24 vs. NYJ): Boobie Dixon (ST)

AFC PLAYER/MONTH

November: Mario Williams (D)

NFL ROOKIE/MONTH

October: Sammy Watkins (O)

2015

AFC PLAYER/WEEK

Week 3 (9/27 at Mia.): Preston Brown (D)
Week 10 (11/12 at NYJ): Bacarri Rambo (D)

AFC ROOKIE/MONTH

November: Ronald Darby (D)

2016

AFC PLAYER/WEEK

Week 4 (10/2 at NE): Zach Brown (D)
Week 5 (10/9 at LAR): Nickell Robey-Coleman (D)
Week 11 (11/20 at Cin.): Dan Carpenter (ST)

AFC PLAYER/MONTH

October: Lorenzo Alexander (D)

2017

AFC PLAYER/WEEK

Week 3 (9/24 vs. Den.): Stephen Hauschka (ST)
Week 4 (10/1 at Atl.): Stephen Hauschka (ST)

NFL ROOKIE/MONTH

September: Tre'Davious White (D)

AFC PLAYER/MONTH

October: Micah Hyde (D)
December: Jordan Poyer (D)

2018

AFC PLAYER/WEEK

Week 3 (9/23 at Min.): Matt Milano (D)
Week 10 (11/11 at NYJ): Stephen Hauschka (ST)
Week 17 (12/30 vs. Mia.): Josh Allen (O)

NFL ROOKIE/MONTH

December: Tremaine Edmunds (D)

2019

AFC PLAYER/WEEK

Week 7 (10/20 vs. Mia.): Tre'Davious White (D)
Week 11 (11/17 at Mia.): Josh Allen (O)
Week 15 (12/15 at. Pit.): Tre'Davious White (D)

2020

AFC PLAYER/WEEK

Week 2 (9/20 at Mia.): Josh Allen (O)
Week 7 (10/25 at NYJ): Jerry Hughes (D)
Week 9 (11/8 vs. Sea.): Josh Allen (O)
Week 12 (11/29 vs. LAC): A.J. Klein (D)
Week 13 (12/7 at SF): Josh Allen (O)
Week 15 (12/19 at Den.): Josh Allen (O)
Week 16 (12/28 at NE): Stefon Diggs (O)

AFC PLAYER/MONTH

September: Josh Allen (O)
December: Josh Allen (O)

2021

AFC PLAYER/WEEK

Week 3 (9/26 vs. Was.): Josh Allen (O)
Week 4 (10/3 vs. Hou.): Tremaine Edmunds (D)
Week 5 (10/10 at KC): Greg Rousseau (D)

AFC PLAYER/MONTH

October: Tyler Bass (ST)

2022

AFC PLAYER/WEEK

Week 4 (10/1 at Bal.): Jordan Poyer (D)
Week 5 (10/9 vs. Pit.): Josh Allen (O)
Week 6 (10/16 at KC): Josh Allen (O)
Week 11 (11/20 vs. Cle.): Matt Milano (D)
Week 12 (12/1 at Det.): Ed Oliver (D)
Week 15 (12/24 vs. Mia.): Josh Allen (O)
Week 18 (1/8 vs. NE): Nyheim Hines (ST)

AFC PLAYER/MONTH

November: Tyler Bass (ST)

2023

AFC PLAYER/WEEK

Week 2 (9/24 vs. LVR): Josh Allen (O)
Week 3 (9/24 at WAS): Terrel Bernard (D)
Week 4 (10/2 vs. MIA): Josh Allen (O)
Week 11 (11/19 vs. NYJ): Reggie Gilliam (ST)
Week 15 (12/17 vs. DAL): James Cook (O)
Week 17 (12/31 vs. NE): Rasul Douglas (D)
Week 18 (1/7 at MIA): Deonte Harty (ST)

AFC PLAYER/MONTH

September: Tyler Bass (ST)
December/January: Sam Martin (ST)

2024

AFC PLAYER/WEEK

Week 1 (9/8 vs. ARZ): Greg Rousseau (D)
Week 2 (9/12 at MIA): James Cook (O)



B U F F A L O B I L L S . C O M

