



2021 MEDIA GUIDE

CINCINNATI BENGALS



CINCINNATI BENGALS

One Paul Brown Stadium, Cincinnati, Ohio 45202
 Administrative Offices: (513) 621-3550 | FAX: (513) 621-3570
 Bengals Ticket Hotline: (513) 621-8383 | Toll-free Ticket Hotline: (866) 621-8383
www.bengals.com

2021 SCHEDULE

Preseason

DAY	DATE	OPPONENT	TV NETWORK	TIME
Sat.	Aug. 14	at Tampa Bay	Bengals PSTV	7:30 p.m.
Fri.	Aug. 20	at Washington	Bengals PSTV	8 p.m.
Sun.	Aug. 29	MIAMI	CBS	4 p.m.

Regular season

DAY	DATE	OPPONENT	TV NETWORK	TIME
Sun.	Sept. 12	MINNESOTA	FOX	1 p.m.
Sun.	Sept. 19	at Chicago	FOX	1 p.m.
Sun.	Sept. 26	at Pittsburgh	CBS	1 p.m.
Thurs.	Sept. 30	JACKSONVILLE	NFL Network	8:20 p.m.
Sun.	Oct. 10	GREEN BAY	FOX	*1 p.m.
Sun.	Oct. 17	at Detroit	FOX	*1 p.m.
Sun.	Oct. 24	at Baltimore	CBS	*1 p.m.
Sun.	Oct. 31	at N.Y. Jets	CBS	*1 p.m.
Sun.	Nov. 7	CLEVELAND	CBS	*1 p.m.
Sun.	Nov. 14	— BYE —		
Sun.	Nov. 21	at Las Vegas	CBS	*4:05 p.m.
Sun.	Nov. 28	PITTSBURGH	CBS	*1 p.m.
Sun.	Dec. 5	L.A. CHARGERS	FOX	*1 p.m.
Sun.	Dec. 12	SAN FRANCISCO	CBS	*1 p.m.
Sun.	Dec. 19	at Denver	CBS	*4:05 p.m.
Sun.	Dec. 26	BALTIMORE	CBS	*1 p.m.
Sun.	Jan. 2	KANSAS CITY	CBS	*1 p.m.
Sun.	Jan. 9	at Cleveland	CBS	*1 p.m.

All times are Eastern.

An asterisk (*) denotes a game subject to flexible scheduling.

Preseason games not nationally televised are broadcast on the Bengals Preseason TV Network (see page 3 for a list of regional TV stations on Bengals PSTV).

2021 MEDIA GUIDE

TABLE OF CONTENTS

INFORMATION FOR NEWS MEDIA

Covering the Bengals	2
Bengals media	3
Bengals in the community	4

STAFF

Team directory	5
Head Coach Zac Taylor	6
Assistant coaches	7-17

PLAYERS

Alphabetical roster	20
Numerical roster	21
Pronunciation guide	22
Player biographies (all are ordered alphabetically)	23-139

2020 REVIEW

NFL standings	142
Regular-season statistics	143
Game-by-game team statistics	144
Best performances	145
Starting lineups	146
Regular-season participation chart	147
Transactions (7-21-20 through 6-2-21)	148-150
Game summaries	151-158

RECORDS*

Bengals regular-season individual records	160-165
Bengals regular-season team records	166-169
Opponents' regular-season individual records	170

(*NOTE: Postseason records can be found on pages 296-303 in the postseason portion of the team history section.)

TEAM HISTORY

Team chronology	172-184
All-time results	185-196
Regular season and postseason	185-191
Preseason	192-193
By opponent	193-196
Preseason vs. 2021 opponents	196
Coaching history	197-200
Head coaches	197
Assistant coaches	197
Year-by-year coaching staffs	198-200
Player history	201-215
All-time roster	201-204
Uniform numbers	205-208
Trades	209-210
Drafts	211-215
Alumni list	215
Statistics history	216-285
Year-by-year team statistics	216-268
Offense/defense — year-by-year team totals	269
Offense/defense — year-by-year team rankings	270
Year-by-year individual leaders	271-274
All-time individual statistics	275-281
Superlative performances	282-284
Last times	285
Longest plays	285
Miscellaneous history	286-295
Pro Bowl history	286
Hall of Fame history	287
Stadium history	288-289
Pro football history in Cincinnati	290
Miscellaneous facts and figures	291-295
Postseason history	296-329
Bengals postseason individual records	296-299
Bengals postseason team records	300
Opponents' postseason individual records	301-302
Opponents' postseason team records	303
All-time postseason statistics	304-305
Year-by-year postseason statistics	306-319
Postseason game summaries	320-329

The Cincinnati Bengals 2021 media guide is published by The Cincinnati Bengals, Inc. (copyright © 2021). It was prepared by PJ Combs and Pete Schramm of the Bengals' media relations department. Design, typography and layout by PJ Combs. Research and statistical assistance provided by Elias Sports Bureau. Printing by BPT Communication Solutions, Cincinnati, Ohio.

Permission to use and/or reprint information from this media guide is granted to news reporters/organizations for the purpose of journalistic news coverage of The Cincinnati Bengals. Any other person or organization wishing to use and/or reprint information from this media guide for any reason must obtain written permission from The Cincinnati Bengals.

All information in this media guide is accurate through July 19, 2021.

THIS PAGE HAS BEEN REMOVED
FROM THE DOWNLOADABLE WEBSITE
VERSION OF THE MEDIA GUIDE

MEDIA SHOULD CONTACT THE
MEDIA RELATIONS DEPARTMENT
FOR THIS INFORMATION

BENGALS MEDIA

TEAM TALENT



**Marisa
Contipelli**



**Dan
Hoard**



**Geoff
Hobson**



**Dave
Lapham**



**Anthony
Munoz**



**Mike
Watts**

WEBSITE AND SOCIAL MEDIA

The Cincinnati Bengals' official Web site (www.bengals.com) offers news, features, analysis and live coverage of every game. Throughout the year, it has breaking news, daily updates and extensive multimedia offerings, including news conferences and one-on-one video interviews with players and coaches. The site also includes the club's roster, depth chart, biographies of coaches and players, as well as information about tickets, cheerleaders and Paul Brown Stadium.

Geoff Hobson, a former Bengals beat reporter for both The Cincinnati Post

and The Cincinnati Enquirer, has been the website's senior writer since 1999 and provides fans with in-depth news, features and analysis. Marisa Contipelli, a former reporter/producer for Spectrum Sports, has been the Bengals' team reporter since 2018 and offers additional extensive team coverage on both the website and social media.

Fans and media also may follow the Cincinnati Bengals on Facebook (www.facebook.com/bengals), Twitter (@bengals) and Instagram (@bengals).

RADIO NETWORK

Games will be aired this season on the Bengals Radio Network, led by three flagship stations in the Cincinnati market. All games will be carried by Cincinnati's WCKY-AM (ESPN 1530) and WEBN-FM (102.7). Once the Major League Baseball season is over, games also will be aired on WLW-AM (700).

Dan Hoard, a former sports director and broadcaster on WXIX-TV (FOX 19) in Cincinnati, is in his 11th season as the radio play-by-play voice. He also is the radio voice of University of Cincinnati football and basketball, and he has prior experience as the play-by-play voice on Bengals preseason TV.

Dave Lapham, a Bengals offensive lineman from 1974-83, is in his 36th consecutive season as the analyst on the team's radio broadcasts. In past years, Lapham has been an analyst for NFL games on both NBC-TV and FOX-TV, Big 12 games on FOX-TV, and the NFL Europe League's World Bowl game on Sporting News Radio.

As of July 19, the Bengals Radio Network included the following stations:

OHIO

CITY	STATION	FREQUENCY
Athens.....	WATH-AM	970
Celina.....	WCSM-FM	96.7
Cincinnati.....	*WLW-AM	700
	*WCKY-AM	1530
	*WEBN-FM	102.7
Columbus.....	WZCB-HD2	105.3
Dayton.....	WTUE-FM	104.7
Findlay/Fostoria.....	WBVI-FM	96.7
Georgetown.....	WRAC-FM	103.1
Jackson.....	WYPC-AM	1330
	WYPC-FM	105.3
Kenton.....	WKTN-FM	95.3

Lancaster.....	WLOH-AM	1320
	WLOH-FM	104.5
Lima.....	WIMA-AM	1150
Logan.....	WLOH-FM	99.3
Marietta.....	WMOA-AM	1490
Marysville.....	WQTT-AM	1270
Massillon/Canton.....	WTIG-AM	990
New Lexington.....	WLOH-FM	102.9
Portsmouth.....	WIOI-AM	1010
	WIOI-FM	106.7

KENTUCKY

Ashland.....	WCMI-AM	1340
Cynthiana.....	WCYN-FM	101.3
Lexington/Fayette.....	WBVX-FM	92.1
Louisville.....	WKRD-AM	790
Manchester.....	WWZB-FM	95.1
Paintsville.....	WKYH-AM	600
	WKYH-FM	99.3
Somerset.....	WTLO-AM	1480

WEST VIRGINIA

Huntington.....	WRVC-AM	930
Montgomery.....	WMON-AM	1340
Parkersburg.....	WLTP-AM	910
Ravenswood.....	WMOV-AM	1360
	WMOV-FM	106.7
Ripley.....	WMOV-FM	93.5
Saint Albans.....	WJYP-AM	1300

NOTE: An asterisk (*) denotes a Bengals flagship radio station.

PRESEASON TELEVISION

Mike Watts and Anthony Munoz again team up in the broadcast booth for this season's games on the Bengals Preseason TV Network. Watts is the play-by-play announcer, and Munoz is the color analyst.

An Ohio native, Watts has broadcast experience in a variety of sports with many networks, including ESPN, SEC Network, Major League Soccer, CONCACAF and other various colleges and conferences. The 2021 preseason will be his fourth as the Bengals Preseason TV Network's play-by-play voice.

Munoz, the Bengals' Hall of Fame offensive tackle, is in his 24th season as

preseason analyst. The team's 1980 first-round draft pick, Munoz played for the Bengals from 1980-92 and was selected to 11 straight Pro Bowls from 1981-91.

For the 33rd time in the past 34 years, Cincinnati's WKRC-TV (CBS Channel 12) is the flagship station of the network. Also on the network are WKEF-TV (ABC Ch. 22) in Dayton, Ohio; WSYX-TV (ABC Ch. 6) in Columbus, Ohio; WLIO-TV (FOX Ch. 8.2) in Lima, Ohio; WDKY-TV (FOX Ch. 56) in Lexington, Ky.; and WDRB-TV (FOX Ch. 41) in Louisville, Ky.

WEEKLY TELEVISION SHOW

The Bengals' weekly television show "Bengals Weekly" airs every Sunday morning during the 2020 NFL regular season at 11:30 a.m. on WKRC-TV (Channel 12) in Cincinnati. The show is hosted by team reporter Marisa Contipelli, and features radio play-by-play announcer Dan Hoard and radio

analyst Dave Lapham.

The show also airs regionally each Sunday during the regular season at 10:30 a.m. on WRGT-TV (FOX Ch. 45) in Dayton and at 12 a.m. on WWHO-TV (CW Ch. 53) in Columbus.

BENGALS IN THE COMMUNITY

REACHING OUT TO HELP OTHERS

The Cincinnati Bengals aim to unite their fans and community by creating life-long memories through winning programs, on and off the football field. The Bengals are committed to positively impacting the youth of the community through the game of football and health and wellness initiatives through meaningful outreach and partnerships.

In 2020, the Cincinnati Bengals brought over \$1.35 million to the Southern Ohio and Northern Kentucky communities. This includes direct Bengals corporate contributions, NFL Foundation Grants and other team and player efforts. These funds helped local organizations with COVID-19 relief efforts, food insecurity, education, health and wellness, youth development and inclusion programs.

The Bengals believe there are many great organizations, foundations and charities in the Greater Cincinnati area and choose to cast a broad net to support these groups. With more than 100 organizations supported each year, it would be hard for fans to not have their lives touched by an organization supported by the Bengals. Every level of the organization — from players to owners to coaches to staff — is involved in the effort. Below are just a few of the many initiatives and programs in which the Bengals are involved.

INSPIRING CHANGE

The Bengals, through their player-led Positive Community Impact Committee (PCIC) are committed to supporting programs and initiatives that reduce barriers to opportunity in the community. In 2020, the Bengals organization, along with Bengals players and coaches, pledged over \$285,000 to support six player identified initiatives that focus on equal opportunity and being a positive force in the community:

Education: Activities Beyond the Classroom's nationally recognized Athletic and Academic Accountability ("AAA") Pathway program provides comprehensive support to student athletes across Cincinnati Public Schools. Since its inception in 2018, AAA Pathway has successfully increased students' composite ACT score by an average of 3.5 points.

Community-Police Relations: Building on a partnership started in 2018, the Dive Right program facilitates conversation around diversity and aims to build relationships between local youth, police officers and Bengals players.

Inclusion: The National Underground Railroad Freedom Center launched their Implicit Bias Initiative during the 2020 school year thanks to the Bengals PCIC. This program aims to introduce middle schoolers to new ideas, perspectives and experiences.

Digital Equity: The NKY Digital Equity Program, in partnership with Cincinnati Bell and United Way of Greater Cincinnati, provided internet to ensure kids could continue their education from home. The PCIC donation gave more than 550 homes WiFi for a full 12 months.

Minority-owned Business: Cincinnati's own BlaCk OWned Outerwear designed a limited-series retail collection called the "Stripes Don't Come Easy" campaign that aimed to unify the Cincinnati community through designs intended to create healthy dialogue, represented by this partnership. A portion of proceeds from sales are being donated to MORTAR.

Entrepreneurship Equity: In addition to the BlaCk OWned collaboration proceeds, the PCIC donated \$40,000 to send 10 aspiring minority entrepreneurs to participate in MORTAR Academy program to hopefully yield new, minority-owned start-ups in the community.

YOUTH FOOTBALL AND CHARACTER DEVELOPMENT

Play Football: Play Football is a year-round initiative celebrating youth and high school football. The initiative aims to shape football experiences for flag and tackle participants, highlight coaches and connect the community to the values and principles promoted through football participation. Each year the Bengals contribute more than \$275,000 to support local youth and high school football programs.

NFL FLAG-In-Schools: To support high-quality physical education and grow opportunities for students to be active before, during and after school, the Bengals have teamed up with GENYOUth and the NFL Foundation, to donate NFL Flag kits to over 170 physical education classes in southern Ohio and Kentucky to help local P.E. teachers build a foundation of healthy, lifelong

physical activity for their students.

Paul Brown Excellence in Coaching Award: The award has been given annually by the Bengals since 2002. It honors outstanding high school football coaches in the region and includes a \$7500 Bengals donation to the athletic department of the chosen coach. In 2021, the Bengals honored Chris Schmidt of New Bremen High School.

High School Coach of the Week and Year: The NFL High School Football Coach of the Week program is designed to recognize local high school coaches who continuously demonstrate hard work and dedication to their community, their football programs and the health and safety of their players. Each year the Bengals nominate and recognize 10 local coaches as the Bengals High School Coach of the Week. The recognition also provides each of the coach's high schools a \$1000 grant to help maintain and upgrade their football programs.

Football Field Refurbishment: The Bengals and the National Football League Foundation teamed up to contribute \$250,000 to South Avondale Elementary School to install a synthetic turf field. The grant is part of an ongoing program in which the Bengals and the NFL have coordinated to distribute \$2.3 million to local schools for new fields. Other schools include Bishop Brossart High School, Harrison High School, Clinton-Massie High School, Covington Catholic High School, Deer Park Jr./Sr. High School, La Salle High School, Lockland High School, Oak Hills High School, Taylor High School, Withrow University High School and Midway Elementary School.

Play 60: The NFL Play 60 mission is to make the next generation of youth the most active and healthy by encouraging fans to be active for at least 60 minutes a day. Since the launch of the campaign, the NFL has committed more than \$350 million to youth health and fitness through programming, grants, and media time for PSAs; the NFL and its clubs have supported programs in over 73,000 schools nationwide, giving more than 38 million children the chance to boost physical activity levels and build a foundation for a healthy lifestyle.

United Way Character Playbook: Character Playbook, a digital character education program for middle school-aged students, was launched in 2016. The program has helped more than 400,000 students in nearly 4500 schools nationwide learn how to cultivate and maintain healthy relationships.

PLAYER FOUNDATIONS AND CAUSES

There are substantial efforts undertaken by players, coaches and alumni to give back to the community. Examples include:

- The Ken Anderson Alliance provides a quality of life that enables adults with developmental disabilities to develop and sustain lifelong relationships, independence and self-esteem while contributing to the larger community.

- Joe Burrow partnered with the Athens County Food Pantry to launch the Joe Burrow Hunger Relief Fund, dedicated to providing supplemental and emergency food aid to residents of Athens County, Ohio. The Fund was made possible with \$350,000 from the many thousands of gifts inspired by Burrow's 2019 Heisman Trophy acceptance speech. Each gift invested in the Fund was matched dollar-for-dollar by the Foundation for Appalachian Ohio, bringing the initial investment in the Fund to \$700,000.

- The Boomer Esiason Foundation is a dynamic partnership of leaders in the medical and business communities joining with a committed core of volunteers to heighten awareness, education and quality of life for those affected by cystic fibrosis, while providing financial support to research aimed at finding a cure.

- Launched in summer 2021, the Sam Hubbard Foundation aims to help the people of Ohio combat hunger by providing vulnerable children and families with educational, medical, and athletic resources.

- Kevin and Mindi Huber's Foundation for Underserved Rescues aims to provide resources and support to underserved Cincinnati area animal rescues. They are dedicated to addressing the needs of the city's rescues and shelters who perform the thankless work of saving animals from potential negative outcomes.

- The mission of the Anthony Munoz Foundation is to impact the lives of Greater Cincinnati area youth mentally, physically and spiritually through their seven Impact Programs.

TEAM DIRECTORY

2021

ADMINISTRATION

President
Mike Brown
Executive Vice President
Katie Blackburn
Vice President — Player Personnel
Paul Brown
Vice President
Troy Blackburn

PLAYER PERSONNEL

Director of Player Personnel
Duke Tobin
Scouting Director (College)
Mike Potts
Scouting Director (Pro)
Steven Radicevic
Personnel Executive
Bill Tobin
Scouts
Trey Brown, Andrew Johnson, Christian Sarkisian
Scouting Technology Consultant
Geoff Smith
Personnel Assistant
Debbie LaRocco

FOOTBALL OPERATIONS

Director of Player Relations
Eric Ball
Director of Sports Medicine Administration/Head Certified Athletic Trainer
Paul Sparling
Director of Rehabilitation and Performance/Assistant Certified Athletic Trainer
Nick Cosgray
Assistant Head Certified Athletic Trainer
Dan Willen
Assistant Certified Athletic Trainers
Roberto Cardona, Michael Houk
Equipment Manager
Adam Knollman
Assistant Equipment Managers
Tyler Runk, Sam Staley
Video Director
Travis Brammer
Assistant Video Director
Kent Stearman
Video Assistant
Brooks Santanello

BUSINESS OPERATIONS

Director of Strategy and Engagement
Elizabeth Blackburn
Director of Operations
Jeff Brickner
Director of Security
Mark Herren
Receptionist
Ellen Gilker

FINANCE

Chief Financial Officer
Johanna Kappner
Controller
Keith Theissen
Human Resources and Payroll Coordinator
Kelly Kirby
Staff Accountant
Dave Tracy
Accounts Payable Specialist
Tracey Sailer

MARKETING

Vice President — Chief Marketing Officer
Brian Sells
Director of Corporate Partnerships
Ryan Holmes
Senior Manager of Digital Strategy
Caroline Blackburn
Senior Managers of Corporate Partnerships
Chris Ryan, Matt Sikich
Account Manager
Michael Wolfert
Partnership Administration Manager
Korbin Florer
Manager of Corporate Partnerships
Lance Camden
Corporate Partnerships Account Manager
Jennifer Maki
Senior Suite Sales Manager
T.J. Wagner
Suite Sales Manager
David Felt
Suites and Hospitality Coordinator
Zach Tomlinson

TICKETS

Director of Ticket Operations
Tim Kelly
Director of Ticket Sales and Service
Duane Haring
Director of Sales Analytics
Andrew Brown
Associate Director, Season Ticket and Inside Sales
Matt Ritchie
Account Executives, Season Ticket Sales
Andrew Desportes, Evan Dickes, Dylan Voltz, Brad White, John Youkhannah
Manager, Group Sales
Sean Fleming
Account Executive, Group Sales
Marian Horne
Senior Manager, Season Ticket Member Services
Alex Couch
Account Managers, Season Ticket Member Services
Sara Pfirman, Brian Poston, Ally Tokar
Box Office Manager
Barry Katz
Ticket Operations Manager
Anthony Tacey

MERCHANDISE

Merchandise Manager
Monty Montague
Pro Shop Manager
Todd McGrail
Warehouse Manager
Ron Runk

INFORMATION TECHNOLOGY

Senior Director of Technology
Jake Kiser
Application Developer
Tyler Gross
IT Support Specialist
Steven Green
Network Administrator
Wilson Medder
Football Insight Associate
Sam Francis

COMMUNICATIONS

Director of Communications
Emily Parker
Director of Media Relations
PJ Combs
Manager of Media Relations
Pete Schramm
Director of Content
Seth Tanner
Senior Manager of Gameday Production
Wit Blackwell
Bengals.com Senior Writer
Geoff Hobson
Team Reporter/Video Producer
Marisa Contipelli
Manager of Creative Services
Dan Brown
Graphic Designer
Mina Creamer
Social Media Coordinator
Sam Schwartz
Producer
Luke Johnson
Gameday and Event Entertainment Coordinator
Alex Schweppe
Digital Media Specialist
Michael LaPlaca
E-mail Marketing Coordinator
Andrew Maxwell

COMMUNITY

Director of Community Engagement
Alex Simons

STADIUM OPERATIONS

Managing Director
Eric Brown
Controller
Diane Holle
Building Engineer
Jim Hautz
Private Events Manager
Anna Bross
Manager of Capital Projects
Steve Johnson

COACHING STAFF

Head Coach
Zac Taylor
—— ASSISTANT COACHES ——
Defensive Coordinator
Lou Anarumo
Assistant Special Teams
Colt Anderson
Strength and Conditioning
Joey Boese
Offensive Coordinator
Brian Callahan
Tight Ends
James Casey
Defensive Quality Control
Louie Cioffi
Senior Defensive Assistant
Mark Duffner
Linebackers
Al Golden
Running Backs
Justin Hill
Defensive Line
Marion Hobby
Assistant Strength and Conditioning
Todd Hunt
Secondary/Cornerbacks
Steve Jackson
Defensive Quality Control
Jordan Kovacs
Assistant Wide Receivers
Brad Kragthorpe
Secondary/Safeties
Robert Livingston
Assistant Offensive Line
Ben Martin
Quarterbacks
Dan Pitcher
Offensive Line/Run Game Coordinator
Frank Pollack
Assistant Head Coach/Special Teams Coordinator
Darrin Simmons
Assistant Strength and Conditioning
Garrett Swanson
Wide Receivers
Troy Walters
—— STAFF ——
Director of Coaching Operations
Doug Rosfeld

TEAM SUPPORT

Business Development
Bob Bedinghaus
Coaching Consultant
Jim McNally
Head Team Physician/Medical Director
Marc T. Galloway
Team Physicians
Brett Betz, Brian Grawe, Ed Jung, Kevin Reilly
Certified Athletic Training Fellow
Kelsey Howell
Equipment
Zack Vondohre, Ryan Eckerle
Video
Evan Cooley, Tony Giordullo
Media Relations
Jeff Hopkins, Laura Topp
Digital Production Assistants
Adam Brown, Gary Topmiller, Jianyu Yang
Ticket Sales Consultants
Kennedy Bass, Blaike Finley, Amanda Murphy, Hannah Schuette
JungleVision
David Ashbrook
Stadium Public Address Announcer
Tom Kinder Jr.
Head Statistician
Doug Uhlenbrock
Press Box Public Address Announcer
John Olberding
Cheerleader Coordinator
Charlotte Simons

ZAC TAYLOR HEAD COACH



Zac Taylor was named the 10th head coach in Cincinnati Bengals history on Feb. 4, 2019. He now enters his third season looking to maintain the momentum of a late-season surge in 2020, and will be at the helm of one of the NFL's top young offenses, featuring QB Joe Burrow, HB Joe Mixon, and WRs Tyler Boyd, Tee Higgins and Ja'Marr Chase.

Taylor's record after two seasons stands at 6-25-1, however both campaigns were severely hampered by injuries to key players, including OT Jonah Williams and WR A.J. Green in 2019, and Burrow and Mixon in '20.

In 2020, Taylor helped transition Burrow, the No. 1 overall pick in the draft, to the pro level despite the absence of an in-person offseason program due to the COVID-19 pandemic. Taylor helped Burrow to one of the most productive starts to a career by a QB in NFL history, before a knee injury ended the rookie's season after 10 games. Still, Burrow's 264 completions were the most ever by an NFL QB through their first 10 career games, while his 404 pass attempts were second and his 2688 passing yards were fifth. Defensively, Taylor oversaw the onboarding of seven new starters, and helped Cincinnati hold opposing passers to just a 62.8 completion percentage (sixth-lowest in the NFL).

In 2019, his first season as head coach, Taylor headed off a wave of early season injuries to lead Cincinnati to second-half turnarounds on both offense and defense. Offensively, the Bengals' per-game rushing average jumped 70.6 yards from the first half of the season (59.5) to the second (130.1), while their per-attempt average jumped 1.26 yards (3.17 to 4.43) and they allowed 10 fewer sacks (29 to 19). The team's top four WRs — Boyd, Alex Erickson, Auden Tate and John Ross III — all posted career-highs in both receptions and receiving yards. Defensively, Cincinnati notched 11 more sacks in the second half of the season compared to the first, and allowed 84.1 fewer yards per game.

Taylor came to Cincinnati after two seasons (2017-18) with the L.A. Rams, where he served as assistant wide receivers coach in 2017 and quarterbacks coach in '18. In 2018, he helped guide Rams QB Jared Goff to career highs in every major passing category. Goff ranked fourth in the NFL in passing yards and eighth in passer rating. The Rams' QB play was a key component to their offense, which finished the regular season ranked second in the NFL in total net yards (421.1 per game), fifth in net passing yards (281.7), second in scoring (32.9), first in first downs (401) and fifth in third-down percentage (45.0). Los Angeles won the NFC West with a 13-3 regular-season record and advanced to Super Bowl LIII against the New England Patriots.

In 2017, Taylor helped oversee an emerging Rams passing offense that ranked 10th in the NFL in passing yards per game (239.4). Taylor directed a Rams' young receiving corps headed by rookie Cooper Kupp, who finished the season with 62 catches, a team-high 869 receiving yards and five TDs.

Prior to his time with the Rams, Taylor had a one-year stint in the college ranks, serving as offensive coordinator and quarterbacks coach at the University of Cincinnati in 2016. Taylor served under head coach Tommy Tuberville at UC.

Taylor broke into NFL coaching in 2012 with the Miami Dolphins as assistant quarterbacks coach. He was elevated to quarterbacks coach from 2013-15, and spent the final five games of '15 as the Dolphins' interim offensive coordinator and primary play-caller, after the team made coaching staff changes.

During his time in Miami, Taylor was instrumental in the development of QB

Ryan Tannehill, the team's first-round draft pick in 2012:

- Tannehill's 15,460 passing yards in his first four seasons were the third-most among all quarterbacks in NFL history in their first four seasons, behind only Peyton Manning (1998-2001; 16,418) and Hall of Famer Dan Marino (1983-86; 16,177).

- In 2015, the year in which Taylor spent the last five games of the season calling Miami's offensive plays, Tannehill completed 363 of 586 passes for a career-high 4208 yards, 24 touchdowns and a passer rating of 88.7.

- In 2014, Tannehill tossed a career-high 27 TD passes, the sixth-most in Dolphins history and the most since Marino threw 30 in 1994. Tannehill also set career highs in completion percentage (66.4) and passer rating (92.8), and his 392 completions were a franchise record, surpassing Marino's 385 in 1994.

- In 2013, Tannehill threw for 3912 yards. His 7207 passing yards through his first two seasons were the fifth-most by any quarterback over the course of their first two seasons in NFL history.

- In 2012, Taylor's first season as an NFL coach, Tannehill set team rookie records for passing yards (3294), attempts (484) and completions (282), and he became the first rookie QB in Dolphins history to start all of the team's games.

Taylor's coaching career began at Texas A&M University, where he served as offensive graduate assistant and tight ends coach under head coach Mike Sherman from 2008-11. The Aggies shared the Big 12 South Championship in 2010 and played in three bowl games during Taylor's time in College Station.

As a player, Taylor began his college career at Wake Forest (2002-03), before transferring to Butler County Community College in Kansas ('04) and then playing his final two seasons ('05-06) at the University of Nebraska. Taylor had a decorated career with the Cornhuskers, setting numerous school records and passing for a combined 5850 yards and 45 touchdowns. In his senior season of 2006, Taylor was named Big 12 Offensive Player of the Year after passing for 3197 total yards and leading the Cornhuskers to a 9-3 record, an appearance in the Big 12 Championship Game and a berth in the Cotton Bowl. He was inducted into the Nebraska Football Hall of Fame in 2017.

Taylor joined the Tampa Bay Buccaneers as a college free agent in 2007, but he was waived prior to the start of training camp and never saw NFL action. Later that year, he joined the Winnipeg Blue Bombers of the Canadian



AARON DOSTER / AP

Football League, where he spent one season (did not play).

His father, Sherwood, was a defensive back and captain at the University of Oklahoma, playing under Sooners head coach Barry Switzer from 1976-79. Sherwood Taylor later served as an assistant coach at Oklahoma and Kansas State University. Taylor's brother, Press, played quarterback at Marshall University and is currently senior offensive assistant for the Indianapolis Colts.

Taylor was born in Norman, Okla., on May 10, 1983. After attending Norman High School, he earned a bachelor's degree in communication studies from the University of Nebraska in 2006. He and his wife, Sarah, have four children — Brooks, Luke, Emma Claire and Milly. Sarah Taylor is the daughter of former Green Bay Packers and Texas A&M head coach Mike Sherman.

Playing and coaching history: 2002-03—Played QB at Wake Forest. **2004**—Played QB at Butler County (Kan.) Community College. **2005-06**—Played QB at University of Nebraska. **2007**—Signed as college free agent with Tampa Bay Buccaneers (released prior to training camp); Was a QB with the Winnipeg Blue Bombers of the CFL (did not play). **2008-11**—Graduate assistant/assistant coach (AC), Texas A&M. **2012-15**—AC, Miami Dolphins (interim offensive coordinator for final five games of '15). **2016**—Offensive coordinator/QBs coach, University of Cincinnati. **2017-18**—AC, L.A. Rams. **2019-present**—Head coach, Cincinnati Bengals.

LOU ANARUMO
DEFENSIVE COORDINATOR



Lou Anarumo is entering his 10th season as an NFL coach, and third with Cincinnati, after joining the Bengals in 2019 as defensive coordinator.

Last season, Cincinnati's defense featured seven new starters from the previous year, and Anarumo helped steer the new arrivals through an offseason with no on-field work, and later a wave of injuries and COVID-19 issues. A defensive backs coach by trade, Anarumo's presence was particularly evident in the secondary. He guided the development of Jessie Bates into one of the top safeties in the NFL, and oversaw the arrival of 2020 unrestricted free agent S Vonn Bell, who led the team in tackles (114). Additionally, Cincinnati's defense in 2020 held opposing passers to just a 62.8 completion percentage, sixth-lowest in the NFL.

In 2019, Anarumo's defense saw sweeping improvement as the season progressed, notching 11 more sacks in the second half of the season compared to the first eight games, and allowing 84.1 fewer yards per game. Additionally, Anarumo's defense was among the NFL's best in the red zone, allowing TDs on just 49 percent of opponents' trip inside the 20-yard line (fifth in the NFL).

Anarumo spent 2018 as DBs coach of the N.Y. Giants, where he helped the defense rank seventh in the NFL in INTs (16) and 10th in opponents' passer rating (89.8). Prior to his time with the Giants, Anarumo served as DBs coach for the Miami Dolphins from 2012-17. He also served as interim defensive coordinator for the Dolphins' final 12 games of 2015, after the team made mid-season coaching staff changes.

In 2017, S Reshad Jones led the Dolphins with 122 tackles and was selected as a starter on the AFC Pro Bowl team. The defense finished the season with 21 forced turnovers, which tied for fourth in the NFL, and powered Miami to a 10-win season and playoff berth.

Anarumo entered the 2015 season as Dolphins secondary coach, but was named interim defensive coordinator on Oct. 8 after the team made changes to the coaching staff. Under Anarumo, Jones and CB Brent Grimes were both selected to the Pro Bowl.

In 2014, Anarumo led a Dolphins secondary that allowed just 222.3 passing yards per game, sixth-best in the NFL. Grimes recorded a team-high five INTs en route to his second straight Pro Bowl, and Jones was one of three players in the NFL to record 70 or more tackles, one sack and three INTs.

Anarumo's first two seasons in Miami were marked by improved play in the secondary. The team's 35 TD passes allowed between 2012-13 were the second-fewest in the NFL over that span. The secondary in 2013 held opponents to the fifth-lowest passer rating in the NFL (77.3), and Grimes' four INTs and 17 PDs earned him the first of his three Pro Bowl nods during Anarumo's tenure.

Prior to his time with the Dolphins, Anarumo spent 23 seasons in the college coaching ranks. From 2004-11, he served as DBs coach at Purdue University, where he oversaw the development of multiple future pros, including CB Ricardo Allen and S Bernard Pollard.

From 2001-03, Anarumo was DBs coach at Marshall University, where he helped the team to a 30-8 record over three seasons. He also was the team's special teams coordinator in 2003. Anarumo helped the Thundering Herd rank 10th in the nation in passing defense in 2003, allowing 177.4 yards per game.

Anarumo was assistant head coach at Harvard University from 1995-2000, working with the DBs and coordinating the special teams. From 1992-94, he was defensive coordinator and DBs coach at the U.S. Merchant Marine Academy.

From 1990-91, Anarumo was a graduate assistant at Syracuse University. From January to June 1990, he was a part-time running backs coach at Wagner College. He served in that same role at the United States Merchant Marine Academy from September 1989 to January 1990.

Born Aug. 18, 1966, Anarumo is a native of Staten Island, N.Y., and earned his bachelor's degree in special education from Wagner in 1990. He and his wife, Fran, have three children — Madison, Louis and Christopher. His last name is pronounced "ann-ah-ROO-mo."

Coaching history: 1989-90—Assistant coach (AC), U.S. Merchant Marine Academy. 1990—AC, Wagner. 1990-91—Graduate assistant coach, Syracuse. 1992-94—AC, U.S. Merchant Marine Academy. 1995-2000—AC, Harvard. 2001-03—AC, Marshall. 2004-11—AC, Purdue. 2012-17—AC, Miami Dolphins (interim defensive coordinator for final 12 games of '15). 2018—AC, N.Y. Giants. 2019-present—Defensive coordinator, Cincinnati Bengals.

COLT ANDERSON
ASSISTANT SPECIAL TEAMS



Anderson enters his second season with the Bengals, after beginning his coaching career with Cincinnati in 2020. Considered one of the NFL's top special teamers during his nine-year (2009-17) playing career, Anderson has flipped to the coaching side and now serves alongside one of the league's top special teams coaches in assistant head coach/special teams coordinator Darrin Simmons, who in 2021 will be in his 19th season leading the Bengals special teams units.

In his first season in Cincinnati, Anderson helped guide one of the NFL's top special teams units. In the kicking game, Cincinnati ranked sixth in the league in average drive start on offense (26.4-yard line), and sixth in average yards allowed per punt return (5.9). Headlining the special teams units was punter and 12th-year veteran Kevin Huber, who posted career-highs in both gross (47.2) and net (42.8) average. Additionally, WR Alex Erickson ranked fifth in the NFL in average yards per punt return (10.1), and S Brandon Wilson was sixth in average yards per kickoff return (26.2) and tied for second in returns of at least 40 yards (five).

As a player, Anderson was a rotational safety whose impact was felt most on special teams. Over his nine seasons as an NFL player, he spent time with the Minnesota Vikings, Philadelphia Eagles, Indianapolis Colts and Buffalo Bills. He played in 84 career games (seven starts), and recorded 109 tackles, one interception and two forced fumbles on defense, along with 58 tackles on special teams.

Anderson's final NFL stop as a player was in Buffalo, where he spent the 2016-17 seasons. Injuries limited him to just seven games over two seasons with the Bills, but he still managed five special teams tackles and when healthy was considered a core special teams player.

Prior to his time with Buffalo, Anderson spent two seasons (2014-15) with Indianapolis, where he totaled 16 special teams tackles and a forced fumble. His first NFL game action came as a member of the Philadelphia Eagles, with whom he spent four seasons (2010-13) and racked up 37 special teams tackles.

He entered the NFL as a college free agent signee of the Vikings in 2009, but spent nearly all of his first two seasons on Minnesota's practice squad before being signed to the Eagles' active roster in Nov. 2010.

Anderson played collegiately at the University of Montana, in Missoula, Mont. He originally joined the Grizzlies' program as a walk-on safety, and went on to become a four-time All-Big Sky performer — three times as a safety and once as a special teams player. As a senior in 2008, he set a school record with 129 tackles.

After his NFL playing career, Anderson spent one season (2019) as a volunteer coach at his alma mater, Butte High School, where he focused mainly on defense and special teams. He and his brother, Beau, own a restaurant in Montana called the Missoula Club, and he and his other brother, Luke, own a clothing company called Uptop. He and his wife, Keelie, also founded the Colt Anderson Dream Big Foundation, a non-profit that is focused on implementing "programs and experiences that will involve our youth, getting them excited about investing in their future."

Anderson was born Oct. 25, 1985, in Butte, Mont., and went on to star as a running back and safety in high school. He holds a degree from Montana in business information systems, and he also earned a teaching certificate in secondary education. He and his wife have four sons — Cage, Krew, Coye and Kace.

Playing and coaching history: 2004-08—Played safety at Montana. 2009-10—Played safety with Minnesota Vikings (practice squad). 2010-13—Played safety with Philadelphia Eagles (signed off Vikings practice squad in Nov. 2010). 2014-15—Played safety with Indianapolis Colts. 2016-17—Played safety with Buffalo Bills. 2019—Assistant coach (AC) in Montana high school ranks. 2020-present—AC, Cincinnati Bengals.

JOEY BOESE STRENGTH AND CONDITIONING



Boese is in his third Bengals and NFL season in 2021, and will again lead the team's strength and conditioning program.

Since arriving in Cincinnati in 2019, Boese and his staff have led the physical development of an influx of new and young Bengals players. That development was particularly evident in 2020, when the COVID-19 pandemic prohibited training at the team facility during the offseason and limited it during the regular season. Boese and his staff adjusted and helped onboard a wave of new additions, including the team's seven-player draft class that went on to play 96 combined games as rookies, tied for the second-most by a Bengals draft class since the draft sent to seven rounds in 1994.

In 2019, his first season in Cincinnati, Boese's program helped the Bengals to a late-season surge, with the team showing vast improvements on both offense and defense the second half of the year. Offensively, the Bengals averaged 70.6 more rushing yards per game in the second half of the season (130.1) than the first (59.5). Defensively, Cincinnati notched 11 more sacks the second half of the year, and allowed 84.1 fewer yards per game (57.5 fewer rushing, 26.6 fewer passing yards).

Prior to joining the Bengals, Boese spent three years (2016-18) as the head football strength and conditioning coach at the University of Illinois, where he helped the Illini develop one of the most powerful rushing offenses in the Big Ten Conference. In 2018, the team's 244.2 yards per game on the ground ranked second in the Big Ten, and RB Reggie Corbin led the conference in yards per attempt (8.5) en route to third-team All-Big Ten honors.

Prior to his time at Illinois, Boese was head strength and conditioning coach at Fresno State University from 2012-15. In his first two seasons at Fresno State, Boese helped the Bulldogs to back-to-back conference titles, a first for the program since 1992-93. Boese also helped develop 14 All-Mountain West first-team performers and six NFL draft picks, including Oakland Raiders QB Derek Carr. Fresno State's most success came in 2013, Boese's second year with the program, when the Bulldogs tied the school record for wins (11) and reached as high as No. 13 in the USA Today Coaches Poll.

Boese broke into the coaching ranks as assistant strength and conditioning coach for the Texas A&M football team from 2008-11. During his time with the Aggies, Boese coached seven future first-round NFL draft picks, including Denver Broncos all-pro LB Von Miller. He also worked alongside several members of the current Bengals coaching staff, including head coach Zac Taylor and assistant offensive line coach Ben Martin.

Between August 2009 and July 2011, Boese worked as the head strength and conditioning coach for Texas A&M's baseball team, and helped the Aggies reach the 2011 College World Series.

Boese attended the University of Wisconsin, where he played defensive back on the football team from 1998-2001. He was a four-year letter winner, two-year starter at defensive back, three-time Academic All-Big Ten selection, and helped the Badgers to back-to-back Rose Bowl victories (1998 and '99) and a Sun Bowl victory (2000). After college, he played four seasons (2003-06) in the Canadian Football League for the Calgary Stampeders. After his playing days, Boese served as a defensive video intern with the Nebraska football team in 2007.

Boese was born in Chicago, Ill., but raised in Southern California. He earned a bachelor's degree in communication arts from Wisconsin in 2002, and finished his master's of science in health, physical education and recreation at Emporia State University in '08. He is a certified strength and conditioning specialist (CSCS), and a member of the National Strength and Conditioning Association (NSCA) and Collegiate Strength and Conditioning Coaches Association (CSCCA).

Boese and his wife, Aimee, have three sons — Sam, Ben and Max. His last name is pronounced "bo-ZAY."

Playing and coaching history: 1998-2001—Played DB at Wisconsin. 2003-06—Played DB with Calgary Stampeders (CFL). 2008-11—Assistant coach (AC), Texas A&M. 2012-15—AC, Fresno State. 2016-18—AC, Illinois. 2019-present—AC, Cincinnati Bengals.

BRIAN CALLAHAN OFFENSIVE COORDINATOR



Brian Callahan in 2021 enters his 12th NFL season, and his third in Cincinnati. He joined the Bengals as offensive coordinator prior to the 2019 season.

In 2020, Callahan helped transition rookie QB Joe Burrow, the No. 1 overall pick in the draft, to the pro level despite the absence of an in-person offseason program due to the COVID-19 pandemic. Callahan helped Burrow to one of the most productive starts to a career by a QB in NFL history, before a knee injury ended the rookie's season after 10 games. Still, Burrow's 264 completions were the most ever by an

NFL QB through their first 10 career games, while his 404 pass attempts were second and his 2688 passing yards were fifth.

In 2019, his first Bengals season, he helped steer the offense to significant improvement despite the absence of several key players due to injuries. In the rushing game, Cincinnati's per-game average jumped 70.6 yards from the first half of the season (59.5) to the second (130.1). And in the passing game, each of the Bengals' top four WRs — Tyler Boyd, Alex Erickson, Auden Tate and John Ross III — posted career-highs in both receptions and receiving yards.

Prior to his arrival in Cincinnati, Callahan was quarterbacks coach for the Oakland Raiders in 2018. In Oakland, he helped QB Derek Carr to a career-high 4049 passing yards, a 93.9 passer rating, and an AFC-best 68.9 completion percentage.

Prior to his season in Oakland, Callahan was quarterbacks coach with the Detroit Lions from 2016-17. Over the course of his two years in Detroit, Lions QB Matthew Stafford ranked in the top-10 among NFL passers in TD passes (53), passing yards (8773), completions (759) and completion percentage (65.5).

In 2017, Stafford ranked third in the NFL in passing yards (4446) and fourth in passing TDs (29), while throwing a career-low 10 INTs. In 2016, Callahan's first in Detroit, he helped Stafford to an NFL-best eight fourth-quarter game-winning drives, the most by a signal caller in a single season since the 1970 AFL-NFL merger.

Callahan entered the NFL as a coach with the Denver Broncos, spending six years with the club in a multitude of offensive roles. He entered in 2010 as a coaching assistant, then moved to offensive quality control from '11-12, offensive assistant from '13-14, and offensive assistant/quarterbacks coach in '15.

During his run with the Broncos, Callahan helped mold one of the NFL's most potent offenses, which led the Broncos to five consecutive AFC West titles from 2011-15, including a Super Bowl 50 victory in 2015.

Callahan also helped the Broncos' offense to four consecutive seasons (2012-15) of 4000 passing yards. Denver's QB during Callahan's tenure was future Hall-of-Famer Peyton Manning, who during his time as a Bronco won the NFL MVP award (2013), two AFC titles ('13 and '15) and a Super Bowl title ('15). Callahan in 2013 helped the Broncos' offense to one of the top offensive seasons in league history, including an NFL-record 55 TD passes from Manning, an NFL-record 606 points, and league-best 457.3 yards per game (second-most in NFL history).

Callahan served as a coaching assistant with the Broncos in 2010, his first season as an NFL coach, but he was thrust into a more extensive role with the team's running backs after mid-season coaching staff changes.

Prior to joining the NFL coaching ranks, Callahan spent two years (2008-09) at Junipero Serra High School in nearby San Mateo, Calif., as the team's offensive coordinator and QBs coach. He broke into the coaching ranks from 2006-07, as a graduate assistant at UCLA — he served in football operations in '06, and then worked with the WRs in '07.

Callahan played collegiately at UCLA, where as a former walk-on QB he appeared in 13 games as a holder on PATs. He earned a bachelor's degree in sociology from UCLA in 2006, and a masters in education in '08.

The son of former Raiders head coach (2002-03) Bill Callahan, Brian Callahan was born in Champaign, Ill., but attended high school in California in the Bay Area. He was a two-year letter-winner at QB at De La Salle High School in Concord, Calif., where he was a part of the school's national-record 151-game winning streak and led the team to a No. 1 national ranking. Callahan and his wife, Allyson, have a son, Ronan, and daughter, Norah.

Playing and coaching experience: 2002-05—Played quarterback at UCLA. 2006-07—Graduate assistant coach, UCLA. 2010—Coaching assistant, Denver Broncos. 2011-15—Assistant coach (AC), Denver Broncos. 2016-17—AC, Detroit Lions. 2018—AC, Oakland Raiders. 2019-present—Offensive coordinator, Cincinnati Bengals.

JAMES CASEY TIGHT ENDS



James Casey enters his third season in Cincinnati, and third as an NFL coach. He joined the Bengals as tight ends coach prior to the 2019 season.

In 2020, the Bengals lost No. 1 TE C.J. Uzomah to a season-ending Achilles injury in Game 2. Casey helped Cincinnati adjust, and transitioned second-year pro Drew Sample to a more prominent role that resulted in career-highs in both catches (40) and receiving yards (349).

In 2019, his first season in Cincinnati, Casey helped Bengals tight ends account for a third of the team's receiving TDs (six of 18), despite losing Sample, a rookie second-round pick, to a season-ending injury mid-way through the year. The tight ends also helped boost the Bengals' blocking efforts over the team's final eight games. Cincinnati allowed 10 fewer sacks in the second half of 2019 compared to the first, and the team's per-game rushing average increased by 70.6 yards.

Prior to joining the Bengals, Casey spent three years (2016-18) on the coaching staff at the University of Houston. In 2018, he served as special teams coordinator/tight ends coach, and helped the Cougars' offense rank fourth nationally in scoring (46.4 points per game) and sixth in total offense (528.6 yards per game). Houston scored at least 30 points in all 12 regular-season games, and hit the 40-point mark in 10 of 12 games.

Under Casey's direction, Houston's tight ends helped the team rank 14th in the country in passing offense (300.9 yards per game) and 20th in rushing (227.7). Houston was one of only two schools (the other was Oklahoma) in 2018 to rank in the top 20 nationally in both passing and rushing offense.

In 2017, Casey played a key role in the emergence of Houston TE Romello Brooker, who finished the season with 29 receptions for 364 yards and six TDs (led the American Athletic Conference). Brooker had entered 2017 with just nine career catches.

In 2016, Casey's first as a coach after his playing career, he served as offensive football analyst for Houston and helped the Cougars to a No. 15 national ranking in passing offense (310.9 yards per game). Houston also ranked 21st in scoring offense (38.0 points per game), and topped the 30-point park in 11 of 12 regular-season games.

Prior to his coaching career, Casey had a seven-year (2009-15) playing career in the NFL as a tight end/fullback. He originally was a fifth-round draft pick of the Texans in 2009, and played four seasons (2009-12) with Houston before later stints with the Philadelphia Eagles ('13-14) and Denver Broncos ('15).

Casey played collegiately at Rice University in Houston, where he had a record-setting career as a tight end in just two seasons (2007-08). Casey left the program with school records for receptions in a season, receiving yards in a season and receiving yards in a game. He earned Freshman All-America honors in 2007, and first-team All-Conference USA and CoSIDA Academic All-American honors in 2008. He was also named the 2008 recipient of Rice's James W. Glanville Award, presented annually to the player who has achieved excellence in athletics, academics and integrity.

Prior to his time at Rice, Casey was drafted by the Chicago White Sox in the seventh round of the 2003 Major League Baseball Draft. He spent three seasons with the White Sox organization as a pitcher, before enrolling at Rice and pursuing football.

Casey was born on Sept. 22, 1984, in Fort Worth, Texas, but was raised in nearby Azle, Texas. He attended Azle High School, where he was a standout quarterback on the football team and pitcher on the baseball team.

Casey and his wife, Kylie, have two sons, Cannon and Knox.

Playing and coaching history: 2007-08—Played tight end at Rice. **2009-12**—Played tight end, Houston Texans. **2013-14**—Played tight end with Philadelphia Eagles. **2015**—Played tight end with Denver Broncos. **2016-18**—Assistant coach (AC), University of Houston. **2019-present**—AC, Cincinnati Bengals.

SIGISMONDO CIOFFI DEFENSIVE QUALITY CONTROL



A Bengals assistant from 1997-2010, Sigismondo "Louie" Cioffi returns to Cincinnati in 2021 after more than a decade away, and will serve as defensive quality control coach. This will be his 15th Bengals season, and 23rd as an NFL coach.

In 2020, Cioffi served as defensive coordinator of the XFL's D.C. Defenders. He helped the team to a first-place finish in the XFL East, as the defense ranked second in the league in both third-down and red-zone percentage. In 2019, he was defensive coordinator/linebackers coach of the AAF's Atlanta Legends, and helped the team lead the league in both total defense and passing defense. Prior to his time with the Defenders and Legends, he spent the 2018 season as defensive coordinator at Southeastern Louisiana University.

His last NFL assignment was in 2016, when he was defensive backs coach for the Cleveland Browns. There, he guided the development of CB Brian Boddy-Calhoun, who tied for the NFL rookie lead in INTs (three). And from 2014-15, he was defensive backs coach for the Tennessee Titans. Under his direction, the 2015 Titans allowed the seventh-fewest passing yards per game (229.9) in the NFL.

Cioffi also spent the 2013 NFL season with the Browns, where he served as defensive backs coach and helped the team rank eighth in passing yards per game (221.1) after finishing 25th in that category the previous season. He also guided CB Joe Haden and S T.J. Ward to their first career Pro Bowl berths.

From 2011-12, Cioffi was defensive backs coach with the Arizona Cardinals. Under his guidance, the 2012 Cardinals allowed the lowest passer rating (71.2) in the NFL, while ranking second in interceptions (22), second in third-down efficiency (32.9 percent), fourth in takeaways (33) and fifth in pass yards per game (200.8). He also aided in the development of CB Patrick Peterson, who earned his first two Pro Bowl nods (2011-12) under Cioffi.

Cioffi's first stint with the Bengals came from 1997-2002, and he began his role on staff at age 23 as the youngest full-time assistant coach in the NFL. He started off his Bengals tenure as defensive staff assistant (1997-2000) and defensive assistant ('01-02), before moving into the role of assistant defensive backs coach (2003-10) upon the arrival of head coach Marvin Lewis. Cioffi helped the Bengals rank fifth in the NFL in interceptions (150) over the span of his term as assistant DBs coach, and he helped oversee the development of CBs Deltha O'Neal, Tory James, Leon Hall and Johnathan Joseph, and safeties Madiou Williams, Chinedum Ndukwe, Chris Crocker and Roy Williams. His work with the DBs culminated in 2009, when the defense ranked fourth in the NFL in fewest yards allowed (301.4 per game), sixth in fewest passing yards allowed (203.1), and sixth in fewest points allowed (18.2). The 2009 pass defense ranking was Cincinnati's highest since 1993.

Cioffi was wide receivers coach at C.W. Post University in Brookville, N.Y. in 1995 and '96. The 1996 team won the ECAC Division II championship.

Prior to his time at C.W. Post, Cioffi served in 1993-94 as a 20 and 21-year-old assistant to Bruce Coslet's coaching staff on the N.Y. Jets. Then, in 1997 when he took over full-time as Bengals head coach, Coslet brought Cioffi on board as part of a reorganization of the coaching staff.

Cioffi was born Sept. 21, 1973, in Queens, N.Y. and attended college at SUNY-Stony Brook. His wife's name is Cindy. They have two daughters, Cecilia Elle and Corrine, and a son, Sigismondo Connor.

Coaching history: 1993-94—Coaching assistant, N.Y. Jets. **1995-96**—Assistant coach (AC), C.W. Post. **1997-2010**—AC, Cincinnati Bengals. **2011-12**—AC, Arizona Cardinals. **2013**—AC, Cleveland Browns. **2014-15**—AC, Tennessee Titans. **2016**—AC, Cleveland Browns. **2018**—Defensive coordinator, Southeastern Louisiana University. **2019**—Defensive coordinator, Atlanta Legends (AAF). **2020**—Defensive coordinator, D.C. Defenders (XFL). **2021**—AC, Bengals.

MARK DUFFNER
SENIOR DEFENSIVE ASSISTANT



A Bengals assistant from 1997-2002, Mark Duffner returned to Cincinnati's coaching staff in '19 as senior defensive assistant. He now is in his 25th season as an NFL coach, and ninth with the Bengals' staff. Prior to his time in the NFL, Duffner coached 22 years in the college ranks, including 11 as a head coach.

Last season, Duffner helped Cincinnati's defense hold opposing passers to just a 62.8 completion percentage (sixth in the NFL). He also helped oversee the ascension of Jessie Bates into one of the NFL's top safeties, and guided the transition of Cincinnati's three rookie LBs — all draft picks — into the defensive rotation. In 2019, he helped guide the defense to one of the most significant late-season turnarounds in team history. Cincinnati notched 11 more sacks in the second half of 2019 compared to the first eight games, and allowed 84.1 fewer yards per game, including 57.5 fewer rushing yards and 26.6 fewer passing yards.

Duffner spent 2016-18 with the Tampa Bay Buccaneers as linebackers coach, and served the last 11 games of 2018 as the Bucs' interim defensive coordinator after mid-season coaching staff changes. Over those 11 contests, Duffner's defense improved its yards allowed per game from 439.8 to 357.7, despite losing several defenders to injuries.

Under Duffner's guidance in 2017, LB Kwon Alexander earned his first Pro Bowl nod, and LB Lavonte David led the team in tackles and had five forced fumbles (second-most in the NFL) and a league-high five fumble recoveries.

From 2014-15, Duffner served as LBs coach for the Miami Dolphins, and worked alongside several current Bengals coaches, including head coach Zac Taylor and defensive coordinator Lou Anarumo. Prior to Miami, Duffner spent eight seasons (2006-13) as LBs coach with the Jacksonville Jaguars.

Duffner was named in 2014 as the top Jacksonville assistant coach by the Florida Times-Union on the All-20th Anniversary Jaguars Team. He also twice was voted by fans as Buccaneers Coach of the Year (2017 and '18) as part of Tampa Bay's local PewterCast Awards.

From 2003-05, Duffner was linebackers coach for the Green Bay Packers, where he was instrumental in developing first-round draft pick Nick Barnett, who led the team in tackles in each of his three years under Duffner.

Duffner broke into the NFL coaching ranks with the Bengals from 1997-2002. He spent his first four seasons (1997-2000) as LBs coach, then was defensive coordinator for two seasons ('01-02). In 2001, the Bengals' defense allowed the fewest points (309) by a Cincinnati defense since 1989, and the fewest yards per game (302.0) since 1983.

At the college level, Duffner compiled an 80-40-1 record as a head coach for both the University of Maryland (1992-96) and The College of the Holy Cross (1986-91). With the Terrapins, Duffner helped the program return to the national rankings in 1995 for the first time in nine seasons. As head coach at Holy Cross, the Crusaders won five Patriot League championships, four Lambert Cups and four ECAC Team of the Year awards. Duffner's team also earned the No. 1 ranking in the final 1987 NCAA Division I-AA poll. He was named Patriot League Coach of the Year four times, while also earning National Coach of the Year honors in 1987 and '91. Duffner's .917 winning percentage (60-5-1) was the best in school and Patriot League history when he left the program. He was inducted into The College of Holy Cross Hall of Fame in 2008.

Duffner began his coaching career as a graduate assistant at Ohio State under Woody Hayes from 1975-76 while he earned a master's degree. He then served as defensive coordinator at the University of Cincinnati from 1977-80.

Duffner was born on July 19, 1953, in Annandale, Va.. He played college football at William & Mary from '72-74 (inducted into school's hall of fame in '90). He and his wife, Kathy, have two daughters, Christina and Carolyn, and one son, John, as well as three granddaughters and one grandson.

Playing and coaching history: 1971-74—Played defensive line at William & Mary. **1975-76**—Graduate assistant coach, Ohio State. **1977-80**—Defensive coordinator, University of Cincinnati. **1981-85**—Defensive coordinator and recruiting coordinator, Holy Cross. **1986-91**—Head coach, Holy Cross. **1992-96**—Head coach, Maryland. **1997-2000**—Assistant coach (AC), Cincinnati Bengals. **2001-02**—Defensive coordinator, Bengals. **2003-05**—AC, Green Bay Packers. **2006-13**—AC, Jacksonville Jaguars. **2014-15**—AC, Miami Dolphins. **2016-18**—AC, Tampa Bay Buccaneers (interim defensive coordinator for final 11 games of '18). **2019-present**—AC, Bengals.

AL GOLDEN
LINEBACKERS



Golden is in his 29th season as a coach, including his sixth as an NFL coach and second with the Bengals. Ten of his seasons coaching in college came as a head coach, leading both the University of Miami (Fla.) and Temple University. And while he played tight end at Penn State, much of his coaching background and success has come on the defensive side of the ball, specifically with linebackers.

Last season, without the benefit of an in-person offseason program due to COVID-19, Golden guided a young Bengals linebacking corps that featured three rookie draft picks and a 2020 unrestricted free agent signee. The steady development of those young linebackers paralleled the Bengals' improved defense as the season went along, as they helped hold opposing QBs to just a 62.8 completion percentage, sixth-best in the NFL.

Golden spent 2016-19 as an assistant with the Detroit Lions, where he was TE's coach his first two seasons before moving to LBs coach for his final two. As LBs coach, Golden's LBs helped key a massive defensive turnaround that saw the team rank 10th in the NFL in total defense, a 17-spot improvement over 2017, and 10th in rush defense, up eight spots from '17.

Prior to his time in Detroit, Golden coached in the college ranks for 23 seasons, including 10 as a head coach — Temple University from 2006-10, and Miami (Fla.) from '11-15. He won numerous awards during his time as a head coach, including 2009 MAC Coach of the Year while at Temple, and the 2013 Lombardi Award for Excellence in Coaching while at Miami. He was named to the Temple Athletics Hall of Fame's class of 2020, inducted earlier this year.

While at Miami, Golden led his teams to bowl games in each of his five seasons. In 2012, Golden's second season at Miami, the Hurricanes won the ACC's Coastal Division championship, despite the program undergoing an NCAA investigation for violations that occurred prior to his arrival.

Golden's first head coaching assignment came at Temple, where he sparked one of the greatest turnarounds in college football history. Golden led the Owls to winning records in each of his last two seasons, after the school had achieved just two total winning seasons over its previous 26 years. His 2009 Temple squad finished 9-4 and tied for the MAC East Division title (7-1 record), earning a spot in the EagleBank Bowl, which was Temple's first bowl game since 1979 and only the third in the program's 112 years of existence. The team's nine wins in 2009 were also the second most in school history (program started in 1894).

From 2001-05, Golden served as defensive coordinator at the University of Virginia, under head coach Al Groh. At the time he was hired in 2001, Golden was the youngest defensive coordinator in FBS (formerly Division I-A). He worked closely with the Cavaliers' inside linebackers from 2001-04, and the defensive backfield in '05.

Prior to his tenure at Virginia, Golden was linebackers coach and a recruiting coordinator at his alma mater, Penn State, in 2000. He spent the previous three seasons (1997-99) as the linebackers coach at Boston College, after beginning his college coaching career as a graduate assistant at Virginia from '94-96.

Golden launched his coaching career in 1993, as offensive coordinator at his alma mater, Red Bank (N.J.) Catholic High School.

Prior to his coaching career, Golden was a three-year letter winner and two-year starter at tight end at Penn State. He was the 1991 recipient of Penn State's Ridge Riley Award, given annually to a football player who displays excellence in scholarship, sportsmanship, friendship and leadership. He also served as team captain of former head coach Joe Paterno's 1992 Nittany Lion squad that won the Fiesta Bowl. After graduating, he spent one year in the NFL with the New England Patriots, before turning his attention to coaching.

Golden was born July 4, 1969, in Colts Neck, N.J. He went on to star at Red Bank (N.J.) Catholic High, and was inducted into the Jersey Shore Sports Hall of Fame in 2004. He earned his undergraduate degree in pre-law from Penn State in 1991, and then received his master's in sports psychology from Virginia in '96. Golden and his wife, Kelly, have three children — son A.J., and daughters Addison and Grace.

Playing and coaching history: 1988-91—Played tight end at Penn State. **1992**—Played tight end with New England Patriots. **1993**—Assistant coach (AC) in New Jersey high school ranks. **1994-96**—Graduate assistant, Virginia. **1997-99**—AC, Boston College. **2000**—AC, Penn State. **2001-05**—Defensive coordinator, Virginia. **2006-10**—Head coach, Temple. **2011-15**—Head coach, Miami (Fla.). **2016-19**—AC, Detroit Lions. **2020-present**—AC, Cincinnati Bengals.

JUSTIN HILL RUNNING BACKS



Justin Hill in 2021 joins the Bengals as running backs coach, in what will be his first season as an NFL assistant. He takes the helm in a running back room that features HB Joe Mixon, who notched back-to-back 1000-yard rushing seasons in 2018-19 before being limited by injury to just five games in '20.

Hill spent the last six seasons (2015-20) at the University of Tulsa, where he also served as running backs coach. During his tenure with the Golden Hurricane, the team's running backs totaled 50 100-yard rushing games and five 200-yard games. As a team, they topped 300 yards rushing in 13 games, while his running backs earned four all-conference honors.

In 2020, Hill was promoted before the season to run game coordinator, and then helped steer Tulsa's backfield through an injury to No. 1 RB Shamari Brooks, who did not play at all due to a torn ACL in preseason camp. RBs Corey Taylor II and Deneric Prince stepped in and combined for 1076 rushing yards and eight TDs in just nine games.

In 2016, Two of Hill's proteges — RBs James Flanders and D'Angelo Brewer — each topped 1000 yards rushing, with Flanders' school-record 1629 yards leading the American Athletic Conference. Flanders and Brewer became the first duo in school history to combine for at least 3000 rushing yards, while Tulsa's offense was the first in NCAA history to have a 3000-yard passer, two 1000-yard rushers and two 1000-yard receivers. The Golden Hurricane ranked eighth nationally in rushing yards per game (261.7), and set a school record with eight 300-plus yard games.

In 2017, Tulsa ranked 14th nationally in rushing (247.3), and Brewer became the all-time rushing leader (3917) for both Tulsa and AAC. After the season, Hill was one of 30 coaches nationwide selected by the American Football Coaches Association to participate in the AFCA's "30 Under 30" Coaches' Leadership Institute.

Over his tenure at Tulsa, Hill guided four players — Flanders, Brewer, Brooks and Taylor — to 1000 career rushing yards. He also was at the helm for three of Tulsa's top five single-season rushing outputs.

Prior to his time at Tulsa, Hill spent three seasons (2012-14) at Baylor University, where he served as associate director of athletic performance for the football team. He spent 2011 as a graduate assistant coach at Iowa State.

Hill played collegiately at Rice University from 2007-10. He began his career as a running back, starting seven games and racking up a team-high 321 yards and three TDs as a true freshman. Due to injuries on Rice's defense the following year, Hill moved to the other side of the ball. He spent his final three seasons at linebacker, and totaled 97 tackles, six pass break-ups and three FFs. He was a team co-captain in 2010 and won the Jess Nealy Award, an honor given annually to the Owls' top linebacker.

Hill was born Sept. 9, 1988 in Mesquite, Texas. He graduated from Rice in 2011 with a degree in sociology, and then earned a master's degree in educational leadership and policy studies from Iowa State in 2015. He and his wife, Dana, have one daughter, Avery, and one son, Jordan.

Playing and coaching history: 2007-10—Played running back and linebacker at Rice. **2011**—Graduate assistant, Iowa State. **2012-14**—Associate director of athletic performance, Baylor. **2015-20**—Assistant coach (AC), Tulsa. **2021**—AC, Cincinnati Bengals.

MARION HOBBY DEFENSIVE LINE



Marion Hobby enters his seventh season as an NFL coach and first with the Bengals. He will lead Cincinnati's defensive line, a position the Bengals overhauled over the offseason, welcoming four new additions via the draft and two via free agency.

Hobby spent the last two seasons (2019-20) as defensive line coach for Miami, where he helped the Dolphins make significant defensive improvements in his time there. In 2020, he led a defensive line that powered Miami to top-10 NFL rankings in points per game (21.1), sacks (41), forced fumbles (14) and third-down efficiency (31.2 percent). Those numbers represented considerable advancements from 2019, when the team allowed 30.9 points per game and had just 23 sacks and nine FFs while allowing opponents to convert 41.8 percent of third downs. In '19, Hobby headed the development of rookie DT Christian Wilkins, the team's first-round pick, who went on to lead all NFL rookie defensive linemen with 56 tackles.

Prior to his time with Miami, Hobby spent two seasons (2017-18) as defensive line coach for the Jacksonville Jaguars, where he led a powerful unit that helped make Jags one of the top defenses in the NFL. Jacksonville in 2017 ranked second in the NFL in sacks (55), scoring defense (16.8 points per game), total defense (286.1 yards per game) and takeaways (33), while four Jaguars defensive linemen totaled at least eight sacks — DEs Calais Campbell (team-record 14.5), Yannick Ngakoue (12) and Dante Fowler Jr. (eight), and DT Malik Jackson (eight). Under Hobby, Campbell became the first player in Jaguars history to record double-digit sack totals in consecutive seasons (14.5 in 2017 and 10.5 in '18).

Hobby has had two separate stints on Clemson University's coaching staff. The second of those came from 2011-16, when he served as co-defensive coordinator/defensive ends coach. The Tigers finished in the top 25 in all six seasons Hobby was on staff, including two national championship game berths and a College Football Playoff National Championship following the 2016 season. He also helped develop several NFL defensive linemen, including current Bengals DT D.J. Reader, who played for the Tigers from 2012-15.

Clemson finished No. 2 in the country in 2015 as Hobby led a defense that featured Reader, as well as future first-round pick Shaq Lawson and second-round pick Kevin Dodd. Lawson and Dodd finished first and second in the nation in tackles for losses in 2015.

In 2014, Clemson led the nation in total defense (260.8 yards/game) and tackles for losses (131). Featured on Hobby's 2014 defensive line was future first-round pick Vic Beasley, who spent three of his four college seasons under Hobby and went on to become Clemson's all-time leader in sacks (33).

Prior to joining Clemson, Hobby spent three seasons (2008-10) as assistant head coach, defensive coordinator and defensive line coach at Duke University. In 2008, he helped the Blue Devils' defense hold opponents to just 23.4 points per game, the program's best mark in 20 years. One of Duke's key contributors during Hobby's time at Duke was former Bengals LB Vincent Rey.

Hobby spent the 2006-07 seasons as defensive ends coach for the New Orleans Saints. In 2006, he helped late Saints DE Will Smith to 10.5 sacks and a Pro Bowl nod.

Hobby's first stint at Clemson came in 2005, when he served as defensive line coach. Powered by the defensive line, Clemson ranked 11th in the nation in scoring defense (17.6 points/game).

Hobby has also held assistant coach positions at Mississippi (1999-2004), Tennessee (1998), Louisiana-Lafayette (1996-97) and Tennessee-Martin (1995).

As a player, Hobby was an All-SEC defensive end at the University of Tennessee before being selected by the Minnesota Vikings in the third round of the 1990 draft. He played three NFL seasons (1990-92) with the Vikings and Patriots.

Born Nov. 7, 1966, Hobby was raised in Irondale, Ala. (outside Birmingham). He and his wife, Constance, have three daughters — Maria, Mariah and Camille.

Playing and coaching history: 1986-89—Played defensive end at University of Tennessee. **1990-92**—Played defensive end, New England Patriots. **1995**—Assistant coach (AC), Tennessee-Martin. **1996-97**—AC, Louisiana-Lafayette. **1998**—AC, University of Tennessee. **1999-2004**—AC, University of Mississippi. **2005**—AC, Clemson. **2006-07**—AC, New Orleans Saints. **2008-09**—AC, Duke. **2010**—Defensive coordinator, Duke. **2011-16**—Co-defensive coordinator, Clemson. **2017-18**—AC, Jacksonville Jaguars. **2019-20**—AC, Miami Dolphins. **2021**—AC, Cincinnati Bengals.

TODD HUNT

ASSISTANT STRENGTH AND CONDITIONING



Todd Hunt enters his third season as a Bengals and NFL coach, after joining Cincinnati in 2019 as assistant strength and conditioning coach.

Since arriving in Cincinnati three years ago, Hunt and the strength and conditioning staff have led the physical development of an influx of new and young Bengals players. That development was particularly evident in 2020, when the COVID-19 pandemic prohibited training at the team facility during the offseason and limited it during the regular season. Hunt and the strength staff adjusted and helped onboard a wave of new additions, including the team's seven-player draft class that went on to play 96 combined games as rookies, tied for the second-most by a Bengals draft class since the draft sent to seven rounds in 1994.

In 2019, Hunt helped power a Bengals strength and conditioning program that guided Cincinnati to a late-season surge, with vast improvements on both offense and defense the second half of the year. Offensively, the Bengals averaged 70.6 more rushing yards per game in the second half of the season (130.1) compared to the first (59.5). The team's average rushing yards per attempt also jumped 1.26 yards (3.17 to 4.43) over the final eight games, and it allowed 10 fewer sacks. Defensively, Cincinnati notched 11 more sacks the second half of the year, and allowed 84.1 fewer yards per game (57.5 fewer rushing, 26.6 fewer passing yards).

Hunt joined the Bengals after spending the 2018 season at the University of Illinois, where he served as assistant strength coach for the football team. At Illinois, Hunt worked under Bengals head strength and conditioning coach Joey Boese and alongside fellow Bengals strength and conditioning assistant Garrett Swanson.

In 2018, Hunt and the Illini strength and conditioning staff helped mold one of the Big Ten Conference's most dominant rushing attacks. The team averaged 244.2 yards per game on the ground (second in the Big Ten), and RB Reggie Corbin led the conference in yards per attempt (8.5) en route to third-team All-Big Ten honors.

Prior to his time at Illinois, Hunt served as a graduate assistant at his alma mater, Fresno State University, from 2016-17 and worked with the Bulldogs' defensive linemen.

Prior to coaching, Hunt was a standout defensive end at Fresno State from 2012-15 (redshirted in '11). He played in 47 career games for the Bulldogs, with 27 starts, and recorded 136 tackles, including 17 for losses and 7.5 sacks. He served as a team captain as a senior in 2015, and he also was the recipient of the team's outstanding lineman of the year award for defense. Over his playing career, Hunt helped lead the Bulldogs to two Mountain West Conference championships (2012 and '13) and a MWC West Division title in 2014.

Hunt was born on Feb. 11, 1992, in Stamford, Conn. As a high school senior, he moved to Southern California and attended Mater Dei High School (Santa Ana, Calif.), where he was an Orange County All-Star at defensive end. He and his wife, Michelle, have a son, Jackson, and a daughter, Brooklyn.

Playing and coaching history: 2012-15—Played defensive end at Fresno State. **2016-17**—Graduate assistant coach, Fresno State. **2018**—Assistant coach (AC), Illinois. **2019-present**—AC, Cincinnati Bengals.

STEVE JACKSON

SECONDARY/CORNERBACKS



Steve Jackson enters his second season as an assistant with the Bengals, and 18th as an NFL coach. Jackson will again help lead the team's secondary, focusing specifically on the cornerbacks.

In 2020, his first season in Cincinnati, Jackson steered the Bengals' corners through a wave of injuries and COVID-19 issues that forced the team to tap deep into their reserves. But the defense showed steady improvement throughout the season, and powered by the secondary it held opposing passers to just a 62.8 completion percentage (sixth in NFL).

Jackson spent 2018-19 with the N.Y. Jets, where he served as the team's assistant defensive backs coach. During his two seasons with the Jets DBs, he helped guide S Jamal Adams to consecutive Pro Bowl appearances and first-team AP All-Pro nods. Adams also led the Jets in tackles in both seasons, and was voted by his teammates both years as the Curtis Martin Team Most Valuable Player.

Prior to his time with the Jets, Jackson spent two seasons (2016-17) with the Tennessee Titans as the team's assistant secondary coach. In 2017, he helped guide S Kevin Byard, a third-round selection in '16, to a standout season that included eight INTs (tied for NFL lead), a Pro Bowl nod and first-team All-Pro honors. Additionally, Jackson aided in the development of CB Adoree' Jackson, Tennessee's first-round selection in 2017, who was thrust into immediate action as a full-time starter and ended his rookie season with a team-high 17 passes defended and three FFs (tied for team lead).

Jackson served as assistant secondary coach for one season (2013) with the Detroit Lions, after spending eight years ('04-11) with the Washington Redskins as safeties coach (also added the title of defensive passing game coordinator from '06-09). His time in Washington was perhaps best known for his work as the position coach for the late Sean Taylor, a 2004 Redskins first-round pick who became one of the NFL's top defensive players before dying tragically in '07. Jackson was safeties coach for all four of Taylor's NFL seasons, overseeing a rapid development that earned Taylor first-team AP All-Pro and Pro Bowl honors before his untimely death at age 24.

Jackson began his NFL coaching career from 2001-03 with the Buffalo Bills, where he served as safeties coach, with an added focus on the team's third-down defense.

Prior to his coaching career, Jackson played safety in the NFL for nine seasons (1991-99), all of which were with the Houston Oilers/Tennessee Titans. He entered the league as a third-round draft choice of the Oilers in 1991, and went on to post 14 career INTs and nine sacks. In his final season, he helped the Titans to an AFC Championship and concluded his career in Super Bowl XXXIV.

Before the NFL, Jackson was a four-year starter at Purdue University. As a senior, he earned All-American honors and was named semifinalist for the Jim Thorpe Award, given annually to the nation's top defensive back.

Jackson was born April 8, 1969, in Houston, Texas, and went on to attend Klein Forest High School in Houston. He has a daughter, Dominique, and a son, Stephen.

Playing and coaching history: 1987-90—Played safety at Purdue. **1991-99**—Played safety with Houston Oilers/Tennessee Titans. **2001-03**—Assistant coach (AC), Buffalo Bills. **2004-11**—AC, Washington Redskins. **2013**—AC, Detroit Lions. **2016-17**—AC, Tennessee Titans. **2018-19**—AC, N.Y. Jets. **2020-present**—AC, Cincinnati Bengals.

JORDAN KOVACS

DEFENSIVE QUALITY CONTROL



A former NFL safety who was in the league as recently as 2016, Jordan Kovacs now enters his third season as a Bengals and NFL coach. He will again serve as a defensive quality control coach, with a specific focus on the linebackers.

Last season, without the benefit of an in-person offseason program due to COVID-19, Kovacs helped guide a young Bengals linebacking corps that featured three rookie draft picks and a 2020 unrestricted free agent signee. The steady development of those young linebackers paralleled the Bengals' improved defense as

the season went along, as they helped hold opposing QBs to just a 62.8 completion percentage, sixth-best in the NFL.

In 2019, his first as an NFL coach, Kovacs and the defensive staff keyed one of the most substantial defensive turnarounds in team history. Cincinnati notched 11 more sacks in the second half of 2019 compared to the first eight games, and allowed 84.1 fewer yards per game, including 57.5 fewer rushing yards and 26.6 fewer passing yards. Opposing QBs completed just 59.3 percent of their passes against the Bengals the second half of the season, compared to 64.3 percent over the first eight games.

Prior to joining the Bengals in 2019, Kovacs spent two seasons (2017-18) working for the football program at his alma mater, the University of Michigan. In 2018, Kovacs was a defensive graduate assistant with a focus on the defensive line, and he helped the Wolverines finish second in the nation in both total defense (275.2 yards per game) and pass defense (147.8). Kovacs' work with Michigan's defensive line helped guide DEs Rashan Gary and Chase Winovich to first-team All-Big Ten honors. Winovich also won Michigan's Bo Schembechler Most Valuable Player award.

In 2017, Kovacs was a coaching intern at Michigan with the defense and special teams. His work with the defense helped the Wolverines lead the nation in both passing defense and third-down conversion percentage allowed. Michigan was the only team in the country in 2017 to hold five opponents to fewer than 200 yards of total offense, something only three other schools accomplished as many as four times that season. No other Big Ten school had accomplished that feat in the previous 20 years. Eleven of 13 opponents were held under 200 yards passing as well.

Prior to his coaching career, Kovacs played safety for the Miami Dolphins for parts of three seasons (2013-15), after originally signing with the team as a college free agent in '13. He played in 28 career games for the Dolphins, and totaled 10 tackles and a sack. Kovacs also spent time briefly on the Philadelphia Eagles' practice squad in 2014, and with the Kansas City Chiefs and L.A. Rams during the 2016 preseason.

In college, Kovacs had a standout career as a safety at Michigan from 2009-12, after originally joining the program as a walk-on in '08. He was a four-year letter winner and four-year starter for the Wolverines, appearing in 50 total games with 46 starts. Kovacs became just the 15th player in school history to record 300 career tackles, and left the program ranked 12th all-time in that category (331).


As a senior in 2012, Kovacs earned Michigan's Bo Schembechler Most Valuable Player Award, as well as second-team All-Big Ten honors. He was also a finalist for the Burlsworth Trophy, presented annually to the top FBS college football player who began their career as a walk-on. Kovacs was named All-Big Ten honorable mention in 2010 and '11, and was an Academic All-Big Ten selection in '11 and '12.

Kovacs was born June 12, 1990, in Curtice, Ohio, outside of Toledo. He graduated from Michigan in 2012 with a degree in kinesiology. He and his wife, Kat, live in Cincinnati.

Playing and coaching history: 2009-12—Played safety, University of Michigan. 2013-15—Played safety, Miami Dolphins. 2017—Coaching intern, Michigan. 2018—Graduate assistant coach, Michigan. 2019-present—Assistant coach, Cincinnati Bengals.

BRAD KRAGTHORPE

ASSISTANT WIDE RECEIVERS



Brad Kragthorpe in 2021 enters his third Bengals and NFL season, and this year moves into the role of assistant wide receivers coach. He spent his previous two Bengals seasons (2019-20) as offensive assistant, primarily assisting with the team's quarterbacks.

In his new role, Kragthorpe will help drive the development of one of the NFL's top young receiving corps, which features Tyler Boyd, Tee Higgins and rookie first-round pick Ja'Marr Chase, whom Kragthorpe previously coached at LSU in 2018.

Last season, Kragthorpe helped transition rookie and No. 1 overall pick Joe Burrow into Cincinnati's starting QB role, and did so without the benefit of an in-person offseason program. Kragthorpe and the offensive staff guided Burrow to one of the most productive starts to a career by a QB in NFL history, before a knee injury ended the rookie's season after 10 games. Still, Burrow's 264 completions were the most ever by an NFL QB through their first 10 career games, while his 404 pass attempts were second- and his 2688 passing yards were fifth.

In 2019, Kragthorpe and the Bengals' offensive staff helped key a massive offensive turnaround over the final eight games of the season. The Bengals averaged 70.6 more rushing yards per game in the second half of the season (130.1) than the first (59.5), and their average rushing yards per attempt jumped 1.26 yards (3.17 to 4.43) over the the same span. Cincinnati's pass-blocking effort also showed substantial improvement, allowing 10 fewer sacks over the final eight games compared to the first eight.

Kragthorpe brought unique perspective to Burrow's transition to the pros in 2020, as he was the only coach on Cincinnati's staff to have previously worked with the No. 1 overall pick. The two were together at LSU in 2018, when Kragthorpe was an offensive analyst and Burrow was in his first season with the Tigers after transferring from Ohio State. Kragthorpe helped Burrow, who could not practice with the LSU team until July, with his fast-tracked transition into the Tigers' offense. Burrow then went on to be named team captain in preseason camp, start all 13 games and lead the Tigers to a 10-3 record. He tossed 16 TDs to just five INTs (fewest by a starting QB in the SEC) in 2018, paving the way for a plus-12 turnover differential, the seventh-best in the country.

Prior to his time at LSU, Kragthorpe spent two seasons (2016-17) as an offensive graduate assistant coach at Utah State University. He worked with the Aggies' wide receivers and assisted with scouting reports.

Before entering the coaching ranks, Kragthorpe was a college quarterback. He opened his collegiate career at Idaho State in 2011 (did not play), and then transferred to Louisiana State for his final three years of eligibility. After sitting out the 2012 season at LSU due to NCAA transfer rules, he served as a reserve QB for the Tigers from 2013-15 and appeared in 25 career games. Kragthorpe served as the Tigers' primary holder on placekicks for his final two seasons, and in 2015 was part of one of college football's signature plays when, on a fake FG attempt against rival Florida, he threw a backward pass to K Trent Dominigue, who then raced 16 yards for what proved to be the game-winning score in a 28-21 LSU win.

Kragthorpe was born March 2, 1992, in Flagstaff, Ariz. He attended Holland High School in Tulsa, Okla., where he was a standout in both football and baseball. His father, Steven Kragthorpe, was a college head coach at Tulsa (2003-06) and Louisville ('07-09). His grandfather, Dave Kragthorpe, was a college head coach at South Dakota State (1969), Idaho State ('80-82) and Oregon State ('85-90).

Playing and coaching history: 2011—Played quarterback, Idaho State. 2012-15—Played quarterback, Louisiana State. 2016-17—Graduate assistant coach, Utah State. 2018—Assistant coach (AC), Louisiana State. 2019-present—AC, Cincinnati Bengals.

ROBERT LIVINGSTON
SECONDARY/SAFETIES



Robert Livingston, a former Bengals scout, is in his seventh season on the coaching staff in 2021. This will be Livingston's sixth season with the title of secondary coach, and his fourth with a specific focus on the Bengals' safeties.

Over the last few seasons, Livingston has helped drive the development of Jessie Bates III, a 2018 second-round pick of the Bengals, into one of the top safeties in the NFL. Bates' ascension accelerated in 2020, as he tied for sixth in the NFL in PDs (15) and topped the 100-tackle mark for the third straight season.

And despite the absence of an in-person offseason program in 2020, Livingston also helped transition unrestricted free agent signee Vonn Bell into Cincinnati's starting lineup. Bell (114) and Bates (107) went on to rank first and second on the team in tackles, and played a key role in the defense holding opposing passers just a 62.8 completion percentage (sixth in the NFL).

In 2019, Livingston and the secondary helped the defense to a significant turnaround over the final eight games. The secondary held opposing QBs to just a 59.3 completion percentage the second half of the season, down from 64.3 percent the first eight games. The defense also yielded 84.1 fewer yards per game the final eight games, and the coverage helped the pass rush notch 11 more sacks.

In 2018, Livingston helped spur the development of Bates, who started all 16 games, recorded three interceptions (including one pick-six), and became only the sixth rookie ever to lead the Bengals in tackles (111). Livingston also guided veteran S Shawn Williams to his most productive season as a pro. Williams started all 16 games, finished second on the team in tackles (108) and had a team-high five INTs, including a 58-yard pick-six.

In 2017, the Bengals' secondary played a key role in the defense ranking eighth in the NFL against the pass (211.2 yards per game) and sixth in fewest yards per play (5.0). It also played a significant role in helping the Bengals rank sixth in the NFL in red-zone defense, allowing TDs on only 46.4 percent of trips inside the 20-yard line.

Livingston helped the 2016 Bengals' secondary finish just one short of the NFL interceptions lead, with 17, and DBs had 13 of the team's 17 picks. The defense also held opponents to the fifth-lowest passer rating in the NFL (83.1), and Cincinnati yielded just 17.4 points per game (second in the NFL).

In 2015, Livingston did on-field work with the defensive secondary, while working in defensive quality control and also as a special teams assistant. His defensive efforts helped the Bengals to a No. 2 NFL rank in fewest points allowed, at 17.4 per game. It was the highest NFL scoring-defense ranking in franchise history.

The 2015 Bengals also had 21 INTs (third in the NFL), including 17 by defensive backs, and allowed the second-fewest TD passes in the NFL (18). Two Bengals DBs — S Reggie Nelson and CB Adam Jones — were selections for the 2015 season's Pro Bowl.

From 2012-14, Livingston worked as a Bengals scout, covering the southeast — primarily the Southeastern and Atlantic Coast conferences — and had a role in evaluating defensive backs from across the nation.

Livingston came to the Bengals from Vanderbilt University, where he served in 2011 as defensive quality control coach. He was on the Furman University football staff in 2010.


At Vanderbilt, Livingston coached two defensive backs who made the NFL (CB Casey Hayward and S Sean Richardson). At Furman, Livingston's primary coaching duties were with safeties.

A native of Hendersonville, N.C., Livingston was a two-time Athlete of the Year at Hendersonville High School. He played free safety at the College of William & Mary from 2007-09, contributing to one of the top defensive units in the NCAA's FCS ranks. He graduated from William & Mary with a degree in kinesiology.

Livingston and his wife, Tricia, have a son, Luke, and two daughters, Emma and Savannah.

Playing and coaching/scouting history: 2007-09—Played safety, William & Mary. **2010**—Assistant coach (AC), Furman. **2011**—AC, Vanderbilt. **2012-14**—Scout, Cincinnati Bengals. **2015-present**—AC, Bengals.

BEN MARTIN
ASSISTANT OFFENSIVE LINE



Ben Martin in 2021 enters his third season with the Bengals, and fifth as an NFL coach. He will again serve as assistant offensive line coach, but this year he will assist new Bengals offensive line coach/run game coordinator Frank Pollack.

Over his two previous Bengals seasons, Martin has helped steer the line through everything from youth to injuries to COVID-19 issues. Last season, Cincinnati was forced to use 10 different offensive line combinations in 16 games, but still managed to show improvement throughout the season. The line allowed eight fewer sacks over the second half of the season compared to the first, despite playing much of that second half without starting LOT Jonah Williams.

The team used eight different combinations in 2019, as Williams missed the entire season due to a shoulder injury in June, and his backup, OT Cordy Glenn, did not play until November due to injury and a suspension. But the line showed improvement throughout the season, allowing 10 fewer sacks the second half of the year compared to the first, and helping the team's rushing averages jump by 59.5 yards per game and 1.26 yards per attempt over the same span.

Prior to his time with the Bengals, Martin spent three seasons (2016-18) coaching in the college ranks. In 2018, he served as offensive line coach at Bryant University, and helped the Bulldogs to an average of 157 rush yards per game and 32.5 points per game.

From 2016-17, Martin served as offensive coordinator and recruiting coordinator at Division III Union (N.Y.) College. Martin oversaw an offense that improved its rushing average from 107 yards per game his first season to 196.8 his second season, an improvement of 142 spots nationally in rushing offense.

From 2014-15, Martin served as offensive assistant with the Miami Dolphins, where he worked alongside Bengals head coach Zac Taylor, who was Miami's quarterbacks coach. Martin worked primarily with the offensive line, and helped C Mike Pouncey to Pro Bowl nominations in both of his years with the team.

In 2015, Martin helped guide a Dolphins offensive line whose blocking effort helped QB Ryan Tannehill to 4208 passing yards (ninth in the NFL), and RB Lamar Miller to eight rushing TDs.

In 2014, Martin assisted with an offensive line that helped produce 361 first downs, tied for the second-most in Dolphins history. The line opened up holes for Miller, who surpassed the 1000-yard rushing mark (1099) for the first time in his career, and helped protect QB Ryan Tannehill on his way to passing for 4045 yards, the most for a Dolphins QB since Dan Marino's 4453 in 1994. It was the first time in franchise history that the team had a 1000-yard rusher and 4000-yard passer in the same season.

Martin spent the 2013 season as offensive line/run game coordinator at Wagner College, and the '12 season as running backs coach at Princeton University. At Princeton, Martin oversaw a Tigers ground attack that topped 100 rushing yards in nine of the team's 10 games.

From 2010-11, Martin served as offensive quality control coach at Texas A&M, where he worked alongside Taylor and helped guide the Aggies to a Big 12 South Division title in '10.

Prior to his time at Texas A&M, Martin served as run game/recruiting coordinator at Merrimack College in Massachusetts from 2008-09. He helped guide the 2009 Warriors offense to top-five Division II rankings in total yards per game (482.6) and rushing yards per game (251.6), while allowing conference-low 11 sacks in 10 contests.

Martin began his coaching career in 2007 as offensive line/tight ends coach at Curry College in Massachusetts, where he helped the offense to averages of 36.5 points, 206.4 rushing yards and 416.9 total yards per game.

As a player, Martin was a standout offensive lineman at Trinity College in Connecticut, where he helped the Bantams compile a 28-5 record while winning three conference titles prior to his 2005 graduation.

Martin was born May 3, 1983, in Boston, Mass., and later attended St. John's Preparatory School in nearby Danvers. He and his wife, Joanna, have one son, MacGregor, and one daughter, Harriette.

Playing and coaching history: 2001-05—Played offensive lineman, Trinity College (Conn.). **2007**—Assistant coach (AC), Curry College. **2008-09**—Merrimack College. **2010-11**—AC, Texas A&M. **2012**—AC, Princeton. **2013**—AC, Wagner (N.Y.) College. **2014-15**—AC, Miami Dolphins. **2016-17**—AC, Union College (N.Y.). **2018**—AC, Bryant University. **2019-present**—AC, Cincinnati Bengals.

DAN PITCHER QUARTERBACKS



Dan Pitcher, who is in his 10th season overall in the NFL and his sixth as an assistant coach with the Bengals, is considered by many to be one of the top young offensive minds on Cincinnati's staff. He will again serve as quarterbacks coach this season, after being promoted from assistant QBs coach prior to the 2020 season.

Last season, Pitcher helped transition rookie QB Joe Burrow, the No. 1 overall pick in the draft, to the pro level despite the absence of an in-person offseason program due to the COVID-19 pandemic. Pitcher helped Burrow to one of the most productive starts to a career by a QB in NFL history, before a knee injury ended the rookie's season after 10 games. Still, Burrow's 264 completions were the most ever by an NFL QB through their first 10 career games, while his 404 pass attempts were second and his 2688 passing yards were fifth.

Pitcher in 2020 helped three different Bengals starting QBs — Burrow, Brandon Allen and Ryan Finley — to wins, marking just the second time in team history that as many QBs have gotten into the win column (1984).

In 2019, Pitcher held the title of assistant quarterbacks coach, and was also charged with leading the team's game clock management efforts. He spent the 2018 season as an offensive assistant with a focus on QBs, after spending '16-17 as an offensive assistant with a focus on WRs. In each of those two seasons, Pitcher helped guide Bengals QBs through a transition into new offensive schemes. In addition to Andy Dalton, the team's regular starter at QB over that span, Pitcher helped Jeff Driskel and Ryan Finley as they both saw their first NFL action and were thrust into the starting role.

In 2018, Pitcher guided Dalton to 21 TDs and an 89.6 passer rating through 11 games, before a thumb injury ended his season. The team then transitioned to Driskel, who tossed six TDs to just two INTs and posted an 82.2 rating, despite playing much or all of his time without WRs A.J. Green and Tyler Boyd and TEs Tyler Eifert and Tyler Kroft.

In 2017, while working with the Bengals' receivers, Pitcher helped guide Green to 1078 receiving yards and a Pro Bowl nod. He also aided in the development of Cincinnati's young receiving corps, with Boyd, Alex Erickson and John Ross III.

In 2016, Pitcher's first year in Cincinnati, the Bengals looked to fill the void created by the departures of WRs Marvin Jones and Mohamed Sanu, who left in free agency prior to the season. Boyd, a rookie, and veteran free agent Brandon LaFell stepped in, combining for 118 catches for 1465 yards and seven TDs, outpacing the total of 98 catches and 1210 yards produced by Jones and Sanu in 2015, in what was considered their best combined year.

Prior to joining the Bengals, Pitcher spent four seasons in player personnel with the Indianapolis Colts. He served in 2014-15 as a pro scout, promoted to that position after working as a scouting assistant from '12-13.

With the Colts, Pitcher was part of a football operation that compiled a 41-23 regular-season record (.641), with three playoff berths, including two AFC South championships, and one trip to the AFC Championship Game. Pitcher was responsible for advance scouting reports on opponents, evaluation of free agents, monitoring rosters and evaluating players on other teams.

Pitcher began his post-playing career in 2012, coaching wide receivers at his alma mater, Cortland State, a part of New York's state university system. He spent 2009-11 as Cortland State's starting QB, and as a senior he was named a finalist for the prestigious Gagliardi Trophy, presented annually to the most outstanding Division III football player.

Pitcher was born in Cortland, N.Y. on Jan. 13, 1987, and lives in Cincinnati with his wife, Marissa. He graduated from Cortland State with a bachelor's degree in psychology in 2010, and he earned a master's degree in sport management in '11.

Playing, scouting and coaching history: 2008-11—Played QB at SUNY Cortland. **2012—**Assistant coach (AC), Cortland State. **2012-13—**Scouting assistant, Indianapolis Colts. **2014-15—**Pro scout, Indianapolis Colts. **2016-present—**AC, Cincinnati Bengals.

FRANK POLLACK OFFENSIVE LINE/RUN GAME COORDINATOR



Frank Pollack in 2021 enters his 15th season as an NFL coach, and his second overall with Cincinnati. He previously served as Bengals offensive line coach in 2018, and now returns to that post — with the added distinction of run game coordinator — after spending the last two seasons (2019-20) with the N.Y. Jets.

Last season with the Jets, Pollack oversaw the development of rookie first-round pick Mekhi Becton, who earned numerous all-rookie honors and in short time became one of the NFL's top young OTs. In 2019, Pollack steered the Jets through a wave of injuries that

forced the team to use 11 different starters (second-most in the NFL) along the line. The line, though, showed improvement, allowing 22 fewer sacks in the second half of the season compared to the first.

During his previous stop with the Bengals in 2018, Pollack led an overhaul of Cincinnati's line that saw four new players transition into regular starting roles. Pollack's line went on to pave the way for Joe Mixon's career-high 1168 rushing yards while ranking in the top third in the league in fewest sacks allowed.

Pollack spent 2013-17 coaching the offensive line in Dallas, where he developed that unit into one of the most dominant in all of football. Over his tenure, he aided in the development of three All-Pro linemen in OT Tyron Smith, C Travis Frederick and G Zack Martin, while helping the line pave the way for two different RBs who led the NFL in rushing — Ezekiel Elliott in 2016, and DeMarco Murray in '14. In 2017, Pollack guided three linemen — Smith, Frederick and Martin — to the Pro Bowl, as the line supported a 4.52-yard average per rush for the team (third in the NFL).

Under Pollack's direction in 2016, Dallas' offensive line was named the NFL's Offensive Line of the Year, with Smith, Frederick and Martin all earning both Pro Bowl and All Pro honors. Pollack's unit paved the way for the NFL's leading rusher in Elliott (1631 yards), a rookie, as Dallas finished second in the NFL in both rushing yards per game (149.8) and time of possession (31:41). Behind the line's protection, Cowboys QB Dak Prescott was named the NFL's Offensive Rookie of the Year and broke numerous team single-season records.

In 2015, Pollack's first season leading Dallas' offensive line, Smith, Frederick and Martin all earned both Pro Bowl and All Pro honors. Pollack's line paved the way for Dallas' offense to rack up 1890 rushing yards (ninth in the NFL) and average 4.63 yards per carry (fifth).

In 2014, Pollack served as Dallas' assistant offensive line coach during a season in which the Cowboys produced a 4.63-yard rushing average (third in NFL), and helped Murray rush for a franchise-record and NFL-best 1845 yards, earning him AP Offensive Player of the Year honors. The line also played a key role in the Cowboys ranking No. 1 in the NFL in time of possession (32:36).

In 2013, Pollack's first season in Dallas, the line helped the Cowboys rank eighth in the NFL in yards per carry (4.48), while allowing the seventh-fewest sacks in the league (35).

Prior to Dallas, Pollack in 2012 was offensive line coach of Oakland, where his line guided the Raiders to a No. 8 NFL ranking in passing yards.

Prior to his time in Oakland, Pollack served as assistant offensive line coach for the Houston Texans. In 2011, Houston's line paved the way for a franchise-record 153-yard per game rushing average (second in the NFL).

Pollack also helped guide the Texans' line to success in 2010, when it blocked for Arian Foster, the NFL's leader in rushing yards (1616) and TDs (18).

Before joining the pro ranks, Pollack began his coaching career at his alma mater, Northern Arizona, where he served as co-offensive line coach in 2005 and offensive line coach in '06.

A sixth-round draft choice by San Francisco in 1990, Pollack played two seasons (1990-91) with the 49ers, before joining Denver for two years ('92-93). He then re-joined San Francisco for the final five seasons of his playing career (1994-98), and helped the 49ers to a Super Bowl championship in '94.

In college, Pollack played both offensive tackle and guard at Northern Arizona from 1985-89. He graduated with a degree in advertising from NAU in 1990, and in 2010 he was inducted into the school's Athletic Hall of Fame.

Pollack and his wife, Wendy, have three sons — Frankie, Carter and Wilson.

Playing and coaching history: 1985-89—Played offensive tackle/guard at Northern Arizona. **1990-97—**Played offensive tackle/guard for San Francisco 49ers. **2005-06—**Assistant coach (AC), Northern Arizona. **2007-11—**AC, Houston Texans. **2012—**AC, Oakland Raiders. **2013-17—**AC, Dallas Cowboys. **2018—**AC, Cincinnati Bengals. **2019-20—**AC, N.Y. Jets. **2021—**AC, Bengals.

DARRIN SIMMONS
**ASSISTANT HEAD COACH/
SPECIAL TEAMS COORDINATOR**



Darrin Simmons is now in his 19th season with the Bengals, and stands as the longest-tenured coach on staff. Simmons has spent his entire Bengals term leading the special teams units. He has held the title of special teams coordinator for the last nine years, and the title of assistant head coach for the last two.

Over his Bengals career, Simmons' work with the special teams units has helped re-write the team's record book. Simmons has guided P Kevin Huber to the top spot in every career punting category, including attempts (914), yards (41,362), gross average (45.25), net average (40.22) and inside-20s (315). Under Simmons' direction, Huber has notched the top five seasons in team history for gross average, net average and inside-20s. In 2020, Huber enjoyed one of his top statistical seasons, posting career highs in both gross (47.2) and net (42.8) average. Snapping to Huber for a majority of his career has been another Simmons protégé, LS Clark Harris, who entering 2021 has 1699 career snaps without an unplayable delivery.

Simmons' special teams units have also excelled in the return game. He's coached three of the Bengals' top four leaders in career punt return average and four of the team's top six leaders in career kickoff return average. Under Simmons' tutelage, current S Brandon Wilson, who enters 2020 just five KORs away from qualifying for the team's record book, has grown into one of the NFL's top returners. In 2019, Wilson averaged an NFL-best 31.3 yards on kickoff returns, second-best in team history.

Simmons' coverage units have also been consistently among the NFL's best. In 2019, the Bengals finished third in average starting field position (26.4) and fourth in opponents' average starting field position (23.9). In 2018, Cincinnati ranked seventh in punt return coverage (10.7), fifth in kickoff return average (24.9) and ninth in punt coverage (7.3 yards/return).

In 2017, Simmons helped Harris to his first-career Pro Bowl, after recording 143 snaps (89 punts, 54 placekicks) without an unplayable delivery. That followed a 2016 campaign in which Simmons guided Alex Erickson's unexpected rise from college free agent to the AFC kickoff return title (27.9 average).

In 2015, HB Cedric Peerman made the Pro Bowl as a kick coverage and return-unit performer. Peerman's 17 tackles tied for the Bengals' highest total since 2008, and helped Cincinnati to a No. 3 NFL ranking in opponents' average drive start on kickoffs (20.2 yard line).

Simmons guided Huber to the Pro Bowl in 2014, after he posted then-franchise records for gross average (46.8) and net average (42.1). Also in '14, Simmons helped Jones lead the NFL in kickoff return average, with a team-record mark of 31.26, along with a second-place finish in punt return average (12.0).

Simmons entered the NFL in 1998 with the Baltimore Ravens, where he served as assistant special teams coach and assistant strength and conditioning coach. He then joined the Carolina Panthers, where he served in the same role from 1999-2002, before joining the Bengals in '03.

Simmons began his coaching career at the University of Kansas in 1996. He punted for Kansas from 1993-95, earning All-Big Eight honors his final year and helping the Jayhawks to a top-10 national ranking. Also as a senior, he won honors as an academic All-American.

Prior to playing for Kansas, Simmons was a punter and QB for Dodge City (Kan.) Community College, where in 1992 he led the nation's junior colleges in punting and was a first-team JUCO All-American.

Simmons earned a degree in sports management from Kansas in 1996.

Born April 9, 1973, in Elkhart, Kan., he graduated from Elkhart High School. He and his wife, Rhonda, have a daughter and two sons.

Playing and coaching history: 1991-92—Played quarterback and punter, Dodge City (Kan.) Community College. 1993-95—Played punter, University of Kansas. 1996—Graduate assistant coach, Kansas. 1997—Assistant coach (AC), University of Minnesota. 1998—AC, Baltimore Ravens. 1999-2002—AC, Carolina Panthers. 2003-12—AC, Cincinnati Bengals. 2013-19—Special teams coordinator, Bengals. 2020-present—Assistant head coach/special teams coordinator, Bengals.

GARRETT SWANSON
ASSISTANT STRENGTH AND CONDITIONING



Garrett Swanson in 2021 enters his third Bengals and NFL season, and will again serve as assistant strength and conditioning coach.

Since arriving in Cincinnati three years ago, Swanson and the strength and conditioning staff have led the physical development of an influx of new and young Bengals players. That development was particularly evident in 2020, when the COVID-19 pandemic prohibited training at the team facility during the offseason and limited it during the regular season.

Swanson and the strength staff adjusted and helped onboard a wave of new additions, including the team's seven-player draft class that went on to play 96 combined games as rookies, tied for the second-most by a Bengals draft class since the draft sent to seven rounds in 1994.

In 2019, Swanson and the strength and conditioning staff guided Cincinnati to a late-season surge, with vast improvements on both offense and defense the second half of the year. Offensively, the Bengals averaged 70.6 more rushing yards per game in the second half of the season (130.1) compared to the first (59.5). The team's average rushing yards per attempt also jumped 1.26 yards (3.17 to 4.43) over the final eight games, and it allowed 10 fewer sacks. Defensively, Cincinnati notched 11 more sacks the second half of the year, and allowed 84.1 fewer yards per game (57.5 fewer rushing, 26.6 fewer passing yards).

Swanson came to Cincinnati from the University of Illinois, where he served as assistant strength coach under Boese from 2017-18. During his tenure, Swanson helped Boese develop the Illini into one of the most powerful rushing offenses in the Big Ten Conference. In 2018, the team's 244.2 yards rushing per game ranked second in the Big Ten, and RB Reggie Corbin led the conference in yards per attempt (8.5) en route to third-team All-Big Ten honors.

As a player, Swanson spent four seasons (2012-15) as a punter at Fresno State University. He finished his career with 201 punts for 8411 yards (41.8 average) and 58 inside-20s. In addition to his punting duties, he served as the Bulldogs' kickoff specialist and holder on placekicks. He also was a four-time Mountain West All-Academic team selection.

Swanson played all four seasons at Fresno State alongside fellow Bengals strength and conditioning coach Todd Hunt, who was a defensive end for the Bulldogs. All four of his seasons also came under the tutelage of Boese, who was the football team's head strength and conditioning coach at the time. Swanson, Hunt and Boese helped the Bulldogs to back-to-back conference titles in 2012 and '13, a first for the program since 1992-93.

In 2016, Swanson signed as a college free agent with the Arizona Cardinals. He played in three preseason games for the Cardinals and punted six times for 254 yards (42.3), with two inside-20s, before being released.

Swanson was born June 24, 1994, in Riverside, Calif. (metro Los Angeles). He attended Martin Luther King High School in Riverside, where he was a team captain and all-state performer as a punter, and was named team MVP as a senior. He also handled his team's placekicking duties, and converted a league-record 60-yard field goal.

Swanson graduated from Fresno State with a degree in kinesiology-exercise science, and he also holds a master's degree in kinesiology from California Baptist University. He also is certified as a strength and conditioning specialist by NSCA.

Playing and coaching history: 2012-15—Played punter, Fresno State. 2017-18—Assistant coach (AC), University of Illinois. 2019-present—AC, Cincinnati Bengals.

TROY WALTERS

WIDE RECEIVERS



Troy Walters enters his second season as a Bengals and NFL coach, and this year has been promoted to wide receivers coach. He served as assistant wide receivers coach last season. Walters will lead a talented Bengals receiving corps in 2021 that features veteran Tyler Boyd, second-year pro Tee Higgins and rookie first-round pick Ja'Marr Chase.

In 2020, Walters helped guide the receiving corps through a transition to a rookie QB in Joe Burrow, despite the absence of an in-person offseason program. He also helped oversee the rapid ascension of Tee Higgins, Cincinnati's second-round draft pick who hauled in 67 catches for 908 yards and six TDs as a rookie.

Walters was offensive coordinator at the University of Nebraska from 2018-19 under head coach Scott Frost. He helped the Huskers' 2018 offense average 456.2 yards/game (second in Big 10), good for a 71.2-yard improvement over the '17 team (385.0) — the fifth-best year-to-year improvement in college football.

From 2016-17, Walters was offensive coordinator at the University of Central Florida and helped guide the offensive-powered Knights to the greatest two-year turnaround in NCAA history. He inherited the FBS' 127th-ranked offense (268.4 yards/game) and 125th-ranked scoring offense (13.9 points/game) from 2015, but by '17 had the Knights ranked fifth in yards/game (530.5) and first in scoring (48.2). UCF finished the 2017 season with a perfect 13-0 record that included an upset over the heavily favored Auburn Tigers in the Peach Bowl. The Knights' success in 2017 helped make Walters one of just five finalists for the prestigious Broyles Award, given annually to the nation's top assistant coach.

From 2013-15, Walters served as receivers coach and recruiting coordinator at the University of Colorado, where he coached arguably the most productive receiving corps in school history. When he left in 2016, Colorado's top three single-season receptions totals and top two receiving yardage totals were all set by receivers during Walters' three-year tenure. One of his protégés, Nelson Spruce, left Colorado with 41 school records, and another, future NFL second-round pick Paul Richardson, became the first CU receiver in two nearly two decades to earn all-conference honors.

Walters spent 2012 as receivers coach at North Carolina State, where he helped the Wolfpack rank 18th nationally in receiving yards per game, and helped two receivers break the 50-catch mark.

From 2010-11, Walters served as wide receivers coach at Texas A&M, where he worked alongside current Bengals head coach Zac Taylor, who at the time was the Aggies' tight ends coach. While at A&M, he helped Aggies WR Ryan Swope set school records for catches (89) and receiving yards (1207).

Walters broke into coaching at Indiana State University in 2009, where he served as offensive coordinator while also coaching quarterbacks and receivers.

Walters' coaching career followed a long and record-setting playing career. In college, he played four seasons (1996-99) at Stanford University and ended his career as the Pac 12 conference's all-time leading receiver (4047 receiving yards). He also set Stanford career records for receptions (244) and 100-yard receiving games (19), single-season records for catches (86 in 1997) and receiving yards (1456 in '99), and a single-game record for receiving yards (278 vs. UCLA in '99). He ended his college career in 1999 by winning the Biletnikoff Award, given annually to the nation's top receiver.

Following Stanford, Walters was selected in the fifth round of the 2000 NFL Draft by the Minnesota Vikings. He went on to also play for the Colts, Cardinals and Lions, and over eight NFL seasons totaled 98 catches, 1135 yards, nine TDs and more than 3800 return yards.

Born Dec. 15, 1976, in Bloomington, Ind., Walters attended Consolidated High School in College Station, Texas. He holds two degrees from Stanford — a bachelor's in communications (1999), and masters in sociology (2000). He and his wife, Josephine, have one son, Tate, and two daughters, Faith and Landri.

Playing and coaching history: 1995-99—Played wide receiver at Stanford. **2000-01**—Played wide receiver with Minnesota Vikings. **2002-05**—Played wide receiver with Indianapolis Colts. **2006**—Played wide receiver with Arizona Cardinals. **2007**—Played wide receiver with Detroit Lions. **2009**—Assistant coach (AC), Indiana State. **2010-11**—AC, Texas A&M. **2012**—AC, North Carolina State. **2013-15**—AC, Colorado. **2016-17**—Offensive coordinator, Central Florida. **2018-19**—Offensive coordinator, Nebraska. **2020-present**—AC, Cincinnati Bengals.



**SAFETY
JESSIE BATES III**



TERRANCE WILLIAMS / AP

PLAYERS

ALPHABETICAL ROSTER

July 19, 2021

NO.	NAME	POS.	HT.	WT.	BORN	EXP.	COLLEGE	HOMETOWN	HOW ACQ.
77	Adeniji, Hakeem.....	OT	6-4	302	12-8-97	2	Kansas	Garland, Texas.....	D6'20
92	Akinmoladun, Freedom.....	DT	6-3	284	2-11-96	1	Nebraska	Grandview, Mo.....	FA'19
8	Allen, Brandon.....	QB	6-2	209	9-5-92	5	Arkansas	Fayetteville, Ark.....	FA'20
37	Allen, Ricardo.....	S	5-9	186	12-18-91	7	Purdue	Daytona Beach, Fla.....	FA'21
20	Apple, Eli.....	CB	6-1	203	8-9-95	6	Ohio State	Voorhees, N.J.....	FA'21
22	Awuzie, Chidobe.....	CB	6-0	202	5-24-95	5	Colorado	San Jose, Calif.....	UFA(Dall.)'21
49	Bachie, Joe.....	LB	6-2	235	2-26-98	2	Michigan State	Brook Park, Ohio.....	W(Phil.)'21
51	Bailey, Markus.....	LB	6-0	235	3-7-97	2	Purdue	Columbus, Ind.....	D7'20
30	Bates, Jessie, III.....	S	6-1	200	2-26-97	4	Wake Forest	Fort Wayne, Ind.....	D2'18
24	Bell, Vonn.....	S	5-11	205	12-12-94	6	Ohio State	Rossville, Ga.....	UFA(N.O.)'20
93	Bledsoe, Amani.....	DE	6-4	280	2-6-98	2	Oklahoma	Lawrence, Kan.....	FA'20
83	Boyd, Tyler.....	WR	6-2	203	11-15-94	6	Pittsburgh	Clairton, Pa.....	D2'16
27	Brown, Tony.....	CB	6-0	198	7-13-95	4	Alabama	Beaumont, Texas.....	W(G.B.)'20
9	Burrow, Joe.....	QB	6-4	221	12-10-96	2	Louisiana State	Athens, Ohio.....	D1'20
79	Carman, Jackson.....	G	6-5	322	1-22-00	R	Clemson	Fairfield, Ohio.....	D2'21
1	Chase, Ja'Marr.....	WR	6-0	201	3-1-00	R	Louisiana State	Metairie, La.....	D1'21
4	Chrisman, Drue.....	P	6-3	209	6-30-97	R	Ohio State	Lawrenceburg, Ind.....	CFA'21
76	Daniels, Mike.....	DT	6-0	310	5-5-89	10	Iowa	Stratford, N.J.....	FA'20
35	Davis, Jalen.....	CB	5-10	185	2-2-96	2	Utah State	La Mesa, Calif.....	FA'20
59	Davis-Gaither, Akeem.....	LB	6-2	224	9-21-97	2	Appalachian State	Thomasville, N.C.....	D4'20
5	Dungey, Eric.....	QB	6-3	226	6-12-96	1	Syracuse	Lake Oswego, Ore.....	FA'21
25	Evans, Chris.....	HB	5-11	211	10-5-97	R	Michigan	Indianapolis, Ind.....	D6b'21
50	Evans, Jordan.....	LB	6-3	242	1-27-95	5	Oklahoma	Norman, Okla.....	D6a'17
43	Frazier, Kavon.....	S	6-0	220	8-11-94	6	Central Michigan	Grand Rapids, Mich.....	FA'21
46	Harris, Clark.....	LS	6-5	250	7-10-84	13	Rutgers	Manahawkin, N.J.....	FA'09
41	Henderson, Trayvon.....	S	6-0	205	8-15-95	2	Hawaii	Sacramento, Calif.....	CFA'18
91	Hendrickson, Trey.....	DE	6-4	270	12-5-94	5	Florida Atlantic	Apopka, Fla.....	UFA(N.O.)'21
85	Higgins, Tee.....	WR	6-4	216	1-18-99	2	Clemson	Oak Ridge, Tenn.....	D2'20
63	Hill, Trey.....	C/G	6-4	319	1-23-00	R	Georgia	Warner Robins, Ga.....	D6a'21
21	Hilton, Mike.....	CB	5-9	184	3-9-94	5	Mississippi	Fayetteville, Ga.....	UFA(Pitt.)'21
44	Hodge, Darius.....	LB	6-1	248	7-3-98	R	Marshall	Wake Forest, N.C.....	CFA'21
66	Hopkins, Trey.....	C	6-3	316	7-6-92	6	Texas	Houston, Texas.....	CFA'14
94	Hubbard, Sam.....	DE	6-5	265	6-29-95	4	Ohio State	Cincinnati, Ohio.....	D3a'18
10	Huber, Kevin.....	P	6-1	210	7-16-85	13	Cincinnati	Cincinnati, Ohio.....	D5'09
56	Hubert, Wyatt.....	DE	6-3	258	6-13-98	R	Kansas State	Topeka, Kan.....	D7'21
16	Irwin, Trenton.....	WR	6-2	207	12-10-95	1	Stanford	Valencia, Calif.....	FA'19
74	Johnson, Fred.....	OT	6-6	325	6-5-97	3	Florida	West Palm Beach, Fla.....	W(Pitt.)'19
47	Jones, Keandre.....	LB	6-3	220	9-24-97	1	Maryland	Olney, Md.....	FA'20
60	Jordan, Michael.....	G	6-6	315	1-25-98	3	Ohio State	Canton, Mich.....	D4c'19
90	Kareem, Khalid.....	DE	6-4	268	4-28-98	2	Notre Dame	Detroit, Mich.....	D5'20
12	Lees, Riley.....	WR	6-0	192	6-2-98	R	Northwestern	Libertyville, Ill.....	CFA'21
33	Lewis, Donnie, Jr.....	CB	6-0	195	7-21-96	1	Tulane	Baton Rouge, La.....	FA'20
69	McKenzie, Kahlil.....	DT	6-3	320	1-3-97	3	Tennessee	Green Bay, Wis.....	FA'20
2	McPherson, Evan.....	K	5-11	185	7-21-99	R	Florida	Fort Payne, Ala.....	D5'21
28	Mixon, Joe.....	HB	6-1	220	7-24-96	5	Oklahoma	Oakley, Calif.....	D2'17
17	Morgan, Stanley.....	WR	6-0	205	9-7-96	3	Nebraska	New Orleans, La.....	CFA'19
81	Moss, Thaddeus.....	TE	6-3	249	5-14-98	2	Louisiana State	Charlotte, N.C.....	W(Wash.)'21
82	O'Grady, Cheyenne.....	TE	6-4	253	9-20-96	R	Arkansas	Fayetteville, Ark.....	FA'21
65	Ogunjobi, Larry.....	DT	6-3	305	6-3-94	5	North Carolina-Charlotte	Greensboro, N.C.....	UFA(Cle.)'21
58	Ossai, Joseph.....	DE	6-4	256	4-12-00	R	Texas	Ketu Ijanikin, Lagos (Nigeria)	D3'21
31	Patrick, Jacques.....	HB	6-2	231	1-7-97	1	Florida State	Orlando, Fla.....	FA'20
34	Perine, Samaje.....	HB	5-11	240	9-16-95	5	Oklahoma	Pflugerville, Texas.....	W(Mia.)'20
29	Phillips, Antonio.....	CB	5-11	193	12-9-98	R	Ball State	St. Louis, Mo.....	CFA'21
23	Phillips, Darius.....	CB	5-10	190	6-26-95	4	Western Michigan	Detroit, Mich.....	D5c'18
57	Pratt, Germaine.....	LB	6-3	245	5-21-96	3	North Carolina State	High Point, N.C.....	D3'19
53	Price, Billy.....	C	6-4	310	10-11-94	4	Ohio State	Austintown, Ohio.....	D1'18
75	Prince, Isalah.....	OT	6-7	305	7-29-97	2	Ohio State	Greenbelt, Md.....	W(Mia.)'19
98	Reader, D.J.....	DT	6-3	347	7-1-94	6	Clemson	Greensboro, N.C.....	UFA(Hou.)'20
71	Reiff, Riley.....	OT	6-6	305	12-1-88	10	Iowa	Parkston, S.D.....	FA'21
39	Rose, Winston.....	CB	6-0	180	11-29-93	1	New Mexico	Inglewood, Calif.....	FA'20
96	Sample, Cam.....	DE	6-3	267	9-20-99	R	Tulane	Snellville, Ga.....	D4a'21
89	Sample, Drew.....	TE	6-5	258	4-16-96	3	Washington	Bellevue, Wash.....	D2a'19
86	Schreck, Mason.....	TE	6-5	252	11-4-93	4	Buffalo	Medina, Ohio.....	D7'17
3	Seibert, Austin.....	K	5-9	214	11-15-96	3	Oklahoma	Belleville, Ill.....	W(Cle.)'20
99	Shelvin, Tyler.....	DT	6-2	350	7-22-98	R	Louisiana State	Lafayette, La.....	D4b'21
6	Shurmur, Kyle.....	QB	6-4	225	11-6-96	1	Vanderbilt	Philadelphia, Pa.....	FA'20
70	Smith, D'Ante.....	OT	6-5	305	6-9-98	R	East Carolina	Augusta, Ga.....	D4c'21
67	Spain, Quinton.....	G	6-4	330	8-7-91	7	West Virginia	Petersburg, Va.....	FA'20
72	Su'a-Filo, Xavier.....	G	6-4	310	1-1-91	8	UCLA	American Fork, Utah.....	UFA(Dall.)'20
64	Sutherland, Keaton.....	G	6-5	315	2-12-97	3	Texas A&M	Flower Mound, Texas.....	FA'20
19	Tate, Auden.....	WR	6-5	228	2-3-97	4	Florida State	Irmo, S.C.....	D7c'18
11	Taylor, Trent.....	WR	5-8	181	4-30-94	5	Louisiana Tech	Shreveport, La.....	FA'21
80	Thomas, Mike.....	WR	6-1	189	8-16-94	6	Southern Mississippi	Chicago, Ill.....	UFA(LA Rams)'20
68	Tupou, Josh.....	DT	6-3	345	5-2-94	4	Colorado	Long Beach, Calif.....	CFA'17
87	Uzomah, C.J.....	TE	6-6	260	1-14-93	7	Auburn	Suwanee, Ga.....	D5'15
14	Washington, Scotty.....	WR	6-5	217	7-26-97	1	Wake Forest	Washington, D.C.....	CFA'20
26	Waynes, Trae.....	CB	6-0	190	7-25-92	7	Michigan State	Kenosha, Wis.....	UFA(Minn.)'20
88	Wells, Pro.....	TE	6-3	249	7-20-98	R	Texas Christian	St. Petersburg, Fla.....	CFA'21
84	Wilcox, Mitchell.....	TE	6-4	247	11-7-96	1	South Florida	Tarpon Springs, Fla.....	CFA'20
73	Williams, Jonah.....	OT	6-5	305	11-17-97	3	Alabama	Folsom, Calif.....	D1'19
36	Williams, Pooka, Jr.....	HB	5-9	175	6-19-99	R	Kansas	New Orleans, La.....	CFA'21
32	Williams, Trayveon.....	HB	5-8	206	10-18-97	3	Texas A&M	Houston, Texas.....	D6a'19
40	Wilson, Brandon.....	S	5-10	200	7-27-94	5	Houston	Shreveport, La.....	D6b'17
55	Wilson, Logan.....	LB	6-2	241	7-8-96	2	Wyoming	Casper, Wyoming.....	D3'20
95	Wren, Renell.....	DT	6-5	318	10-23-95	3	Arizona State	St. Louis, Mo.....	D4b'19

COACHING STAFF: HEAD COACH: Zac Taylor. ASSISTANT COACHES: Lou Anarumo (defensive coordinator), Colt Anderson (assistant special teams), Joey Boese (strength and conditioning), Brian Callahan (offensive coordinator), James Casey (tight ends), Louie Cioffi (defensive quality control), Mark Duffner (senior defensive assistant), Al Golden (linebackers), Justin Hill (running backs), Marion Hobby (defensive line), Todd Hunt (assistant strength and conditioning), Steve Jackson (secondary/cornerbacks), Jordan Kovacs (defensive quality control), Brad Kragthorpe (assistant wide receivers), Robert Livingston (secondary/safeties), Ben Martin (assistant offensive line), Dan Pitcher (quarterbacks), Frank Pollack (offensive line/run game coordinator), Darrin Simmons (assistant head coach/special teams coordinator), Garrett Swanson (assistant strength and conditioning), Troy Walters (wide receivers). **STAFF:** Doug Rosfeld (director of coaching operations).

NUMERICAL ROSTER

July 19, 2021

NO.	NAME	POS.	HT.	WT.	BORN	EXP.	COLLEGE	HOMETOWN	HOW ACQ.
1	Ja'Marr Chase	WR	6-0	201	3-1-00	R	Louisiana State	Metairie, La.	D1'21
2	Evan McPherson	K	5-11	185	7-21-99	R	Florida	Fort Payne, Ala.	D5'21
3	Austin Seibert	K	5-9	214	11-15-96	3	Oklahoma	Bellefonte, Pa.	W(Cle.)'20
4	Drue Chrisman	P	6-3	209	6-30-97	R	Ohio State	Lawrenceburg, Ind.	CFA'21
5	Eric Dungey	QB	6-3	226	6-12-96	1	Syracuse	Lake Oswego, Ore.	FA'21
6	Kyle Shurmur	QB	6-4	225	11-6-96	1	Vanderbilt	Philadelphia, Pa.	FA'20
8	Brandon Allen	QB	6-2	209	9-5-92	5	Arkansas	Fayetteville, Ark.	FA'20
9	Joe Burrow	QB	6-4	221	12-10-96	2	Louisiana State	Athens, Ohio	D1'20
10	Kevin Huber	P	6-1	210	7-16-85	13	Cincinnati	Cincinnati, Ohio	D5'09
11	Trent Taylor	WR	5-8	181	4-30-94	5	Louisiana Tech	Shreveport, La.	FA'21
12	Riley Lees	WR	6-0	192	6-2-98	R	Northwestern	Libertyville, Ill.	CFA'21
14	Scotty Washington	WR	6-5	217	7-26-97	1	Wake Forest	Washington, D.C.	CFA'20
16	Trenton Irvin	WR	6-2	207	12-10-95	1	Stanford	Valencia, Calif.	FA'19
17	Stanley Morgan	WR	6-0	205	9-7-96	3	Nebraska	New Orleans, La.	CFA'19
19	Auden Tate	WR	6-5	228	2-3-97	4	Florida State	Irmo, S.C.	D7c'18
20	Eli Apple	CB	6-1	203	8-9-95	6	Ohio State	Voorhees, N.J.	FA'21
21	Mike Hilton	CB	5-9	184	3-9-94	5	Mississippi	Fayetteville, Ga.	UFA(Pitt.)'21
22	Chidobe Awuzie	CB	6-0	202	5-24-95	5	Colorado	San Jose, Calif.	UFA(Dall.)'21
23	Darius Phillips	CB	5-10	190	6-26-95	4	Western Michigan	Detroit, Mich.	D5c'18
24	Vonn Bell	S	5-11	205	12-12-94	6	Ohio State	Rossville, Ga.	UFA(N.O.)'20
25	Chris Evans	HB	5-11	211	10-5-97	R	Michigan	Indianapolis, Ind.	D6b'21
26	Trae Waynes	CB	6-0	190	7-25-92	7	Michigan State	Kenosha, Wis.	UFA(Minn.)'20
27	Tony Brown	CB	6-0	198	7-13-95	4	Alabama	Beaumont, Texas	W(G.B.)'20
28	Joe Mixon	HB	6-1	220	7-24-96	5	Oklahoma	Oakley, Calif.	D2'17
29	Antonio Phillips	CB	5-11	193	12-9-98	R	Ball State	St. Louis, Mo.	CFA'21
30	Jessie Bates III	S	6-1	200	2-26-97	4	Wake Forest	Fort Wayne, Ind.	D2'18
31	Jacques Patrick	HB	6-2	231	1-7-97	1	Florida State	Orlando, Fla.	FA'20
32	Trayveon Williams	HB	5-8	206	10-18-97	3	Texas A&M	Houston, Texas	D6a'19
33	Donnie Lewis Jr.	CB	6-0	195	7-21-96	1	Tulane	Baton Rouge, La.	FA'20
34	Samaje Perine	HB	5-11	240	9-16-95	5	Oklahoma	Pflugerville, Texas	W(Mia.)'20
35	Jalen Davis	CB	5-10	185	2-2-96	2	Utah State	La Mesa, Calif.	FA'20
36	Pooka Williams Jr.	HB	5-9	175	6-19-99	R	Kansas	New Orleans, La.	CFA'21
37	Ricardo Allen	S	5-9	186	12-18-91	7	Purdue	Daytona Beach, Fla.	FA'21
39	Winston Rose	CB	6-0	180	11-29-93	1	New Mexico	Inglewood, Calif.	FA'20
40	Brandon Wilson	S	5-10	200	7-27-94	5	Houston	Shreveport, La.	D6b'17
41	Trayvon Henderson	S	6-0	205	8-15-95	2	Hawaii	Sacramento, Calif.	CFA'18
43	Kavon Frazier	S	6-0	220	8-11-94	6	Central Michigan	Grand Rapids, Mich.	FA'21
44	Darius Hodge	LB	6-1	248	7-3-98	R	Marshall	Wake Forest, N.C.	CFA'21
46	Clark Harris	LS	6-5	250	7-10-84	13	Rutgers	Manahawkin, N.J.	FA'09
47	Keandre Jones	LB	6-3	220	9-24-97	1	Maryland	Olney, Md.	FA'20
49	Joe Bachie	LB	6-2	235	2-26-98	2	Michigan State	Brook Park, Ohio	W(Phil.)'21
50	Jordan Evans	LB	6-3	242	1-27-95	5	Oklahoma	Norman, Okla.	D6a'17
51	Markus Bailey	LB	6-0	235	3-7-97	2	Purdue	Columbus, Ohio	D7'20
53	Billy Price	C	6-4	310	10-11-94	4	Ohio State	Austintown, Ohio	D1'18
55	Logan Wilson	LB	6-2	241	7-8-96	2	Wyoming	Casper, Wyoming	D3'20
56	Wyatt Hubert	DE	6-3	258	6-13-98	R	Kansas State	Topeka, Kan.	D7'21
57	Germaine Pratt	LB	6-3	245	5-21-96	3	North Carolina State	High Point, N.C.	D3'19
58	Joseph Ossai	DE	6-4	256	4-12-00	R	Texas	Ketu Ijanikin, Lagos (Nigeria)	D3'21
59	Akeem Davis-Gaither	LB	6-2	224	9-21-97	2	Appalachian State	Thomasville, N.C.	D4'20
60	Michael Jordan	G	6-6	315	1-25-98	3	Ohio State	Canton, Mich.	D4c'19
63	Trey Hill	C/G	6-4	319	1-23-00	R	Georgia	Warner Robins, Ga.	D6a'21
64	Keaton Sutherland	G	6-5	315	2-12-97	3	Texas A&M	Flower Mound, Texas	FA'20
65	Larry Ogunjobi	DT	6-3	305	6-3-94	5	North Carolina-Charlotte	Greensboro, N.C.	UFA(Cle.)'21
66	Trey Hopkins	C	6-3	316	7-6-92	6	Texas	Houston, Texas	CFA'14
67	Quinton Spain	G	6-4	330	8-7-91	7	West Virginia	Petersburg, Va.	FA'20
68	Josh Tupou	DT	6-3	345	5-2-94	4	Colorado	Long Beach, Calif.	CFA'17
69	Kahlil McKenzie	DT	6-3	320	1-3-97	3	Tennessee	Green Bay, Wis.	FA'20
70	D'Ante Smith	OT	6-5	305	6-9-98	R	East Carolina	Augusta, Ga.	D4c'21
71	Riley Reiff	OT	6-6	305	12-1-88	10	Iowa	Parkston, S.D.	FA'21
72	Xavier Sura-Filo	G	6-4	310	1-1-91	8	UCLA	American Fork, Utah	UFA(Dall.)'20
73	Jonah Williams	OT	6-5	305	11-17-97	3	Alabama	Folsom, Calif.	D1'19
74	Fred Johnson	OT	6-6	325	6-5-97	3	Florida	West Palm Beach, Fla.	W(Pitt.)'19
75	Isaiah Prince	OT	6-7	305	7-29-97	2	Ohio State	Greenbelt, Md.	W(Mia.)'19
76	Mike Daniels	DT	6-0	310	5-5-89	10	Iowa	Stratford, N.J.	FA'20
77	Hakeem Adeniji	OT	6-4	302	12-8-97	2	Kansas	Garland, Texas	D6'20
79	Jackson Carman	G	6-5	322	1-22-00	R	Clemson	Fairfield, Ohio	D2'21
80	Mike Thomas	WR	6-1	189	8-16-94	6	Southern Mississippi	Chicago, Ill.	UFA(LARams)'20
81	Thaddeus Moss	TE	6-3	249	5-14-98	2	Louisiana State	Charlotte, N.C.	W(Wash.)'21
82	Cheyenne O'Grady	TE	6-4	253	9-20-96	R	Arkansas	Fayetteville, Ark.	FA'21
83	Tyler Boyd	WR	6-2	203	11-15-94	6	Pittsburgh	Clairton, Pa.	D2'16
84	Mitchell Wilcox	TE	6-4	247	11-7-96	1	South Florida	Tarpon Springs, Fla.	CFA'20
85	Tee Higgins	WR	6-4	216	1-18-99	2	Clemson	Oak Ridge, Tenn.	D2'20
86	Mason Schreck	TE	6-5	252	11-4-93	4	Buffalo	Medina, Ohio	D7'17
87	C.J. Uzomah	TE	6-6	260	1-14-93	7	Auburn	Suwanee, Ga.	D5'15
88	Pro Wells	TE	6-3	249	7-20-98	R	Texas Christian	St. Petersburg, Fla.	CFA'21
89	Drew Sample	TE	6-5	258	4-16-96	3	Washington	Bellevue, Wash.	D2'19
90	Khalid Kareem	DE	6-4	268	4-28-98	2	Notre Dame	Detroit, Mich.	D5'20
91	Trey Hendrickson	DE	6-4	270	12-5-94	5	Florida Atlantic	Apopka, Fla.	UFA(N.O.)'21
92	Freedom Akinmoladun	DT	6-3	284	2-11-96	1	Nebraska	Grandview, Mo.	FA'19
93	Amani Bledsoe	DE	6-4	280	2-6-98	2	Oklahoma	Lawrence, Kan.	FA'20
94	Sam Hubbard	DE	6-5	265	6-29-95	4	Ohio State	Cincinnati, Ohio	D3a'18
95	Renell Wren	DT	6-5	318	10-23-95	3	Arizona State	St. Louis, Mo.	D4b'19
96	Cam Sample	DE	6-3	267	9-20-99	R	Tulane	Snellville, Ga.	D4a'21
98	D.J. Reader	DT	6-3	347	7-1-94	6	Clemson	Greensboro, N.C.	UFA(Hou.)'20
99	Tyler Shelvin	DT	6-2	350	7-22-98	R	Louisiana State	Lafayette, La.	D4b'21

COACHING STAFF: HEAD COACH: Zac Taylor. ASSISTANT COACHES: Lou Anarumo (defensive coordinator), Colt Anderson (assistant special teams), Joey Boese (strength and conditioning), Brian Callahan (offensive coordinator), James Casey (tight ends), Louie Cioffi (defensive quality control), Mark Duffner (senior defensive assistant), Al Golden (linebackers), Justin Hill (running backs), Marion Hobby (defensive line), Todd Hunt (assistant strength and conditioning), Steve Jackson (secondary/cornerbacks), Jordan Kovacs (defensive quality control), Brad Kragthorpe (assistant wide receivers), Robert Livingston (secondary/safeties), Ben Martin (assistant offensive line), Dan Pitcher (quarterbacks), Frank Pollack (offensive line/run game coordinator), Darrin Simmons (assistant head coach/special teams coordinator), Garrett Swanson (assistant strength and conditioning), Troy Walters (wide receivers). **STAFF:** Doug Rosfeld (director of coaching operations).

PRONUNCIATION GUIDE

July 19, 2021

Hakeem Adeniji	hah-KEEM uh-DENN-ih-gee	Larry Ogunjobi	O-gunn-JO-bee
Freedom Akinmoladun	AA-kinn-MOO-lah-dune	Joseph Ossai	o-SIGH
Lou Anarumo (Defensive Coordinator)	ann-ah-ROO-mo	Jacques Patrick	JAH-quez
Chidobe Awuzie	CHIH-doe-bay ah-WOOZ-yeh	Samaje Perine	suh-MAH-jay PEE-rhine
Joey Boese (Strength and Conditioning Coach)	bo-ZAY	Austin Seibert	SIGH-bert
Louie Cioffi	CHO-fee	D'Ante Smith	dee-AHN-tay
Akeem Davis-Gaither	AH-keem DAY-viss-GAY-thur	Xavier Su'a-Filo	ZAY-vyer SOO-uh-FEE-lo
Kavon Frazier	KAY-vonn	Josh Tupou	TEW-po
Trayvon Henderson	TRAY-vahn	C.J. Uzomah	yew-ZAH-mah
Keandre Jones	kee-AHN-dray	Trae Waynes	TRAY
Khalid Kareem	KAH-lid kuh-REEM	Pooka Williams Jr.	POO-kah
Kahlil McKenzie	kah-LEEL	Trayveon Williams	TRAY-vee-ahn
Thaddeus Moss	THA-dee-us	Renell Wren	reh-NELL RENN

PLAYER BIOGRAPHIES

(All defensive statistics in the following biographies are press box statistics produced at the games.)



ADENIJI, HAKEEM

OT #77

Height: 6-4
Weight: 302
College: Kansas
Experience: 2nd-year player in 2021

2020 games-starts: 15-5
Career games-starts: 15-5
Born: 12-8-97
Hometown: Garland, Texas
Acquired: D6'20

Adeniji suffered a torn pectoral muscle in June 2021, and following surgery is expected to miss several months ... A 2020 sixth-round pick, Adeniji can play either OT or G and had been expected to push for an expanded role in his second season ... Was thrust into regular action at times as a rookie and performed well, seeing action on 232 offensive snaps, with five starts (three at LOT, one at ROT, and another as an extra blocker in a heavy formation) ... Touted for his athleticism, intelligence and versatility ... Started all 48 possible games over his four seasons (2016-20) at Kansas; switched between RT and LT early in his career, before settling at LT for his final two seasons.

Career transactions: Selected by Cincinnati in sixth round of 2020 NFL Draft (180th overall) ... Signed with Bengals on 7-21-20.

2020 highlights: Played in 15 games (five starts) as a rookie ... Made three starts at LOT (Games 8-9 and 13), one at ROT (Game 10), and one as a second TE (Game 3) ... Made first career start on Sept. 27 at Philadelphia, lining up as a second TE in a heavy formation ... Made first career start at LOT on Nov. 1 vs. Tennessee, and aided blocking effort that helped Bengals gain a nearly 12-minute edge in time of possession (35:57-24:03).

College: Spent four seasons (2016-19) at Kansas, and started all 48 possible games during his career ... Switched between RT and LT early in his career, before settling at LT for his final two seasons ... As a senior, earned

All-Big 12 First Team honors (coaches), and Second Team All-Big 12 honors (AP) ... Also a standout in the classroom, he twice earned spots on both Big 12 Commissioner's Honor Roll and three times landed on the KU Athletic Director's Honor Roll.

Personal: Hometown is Garland, Texas (outside Dallas) ... Attended Garland High School, where he played DE and OT and earned all-district honors as both a junior and senior ... Also lettered in basketball and track and field (shot put and discus) ... Originally committed to play football at the Air Force Academy, but denied entry the summer before his freshman year due to a severe cashew allergy; his high school head coach, Jeff Jordan, had just taken a job in Kansas' athletic department and helped secure a spot at KU for Adeniji ... His brother, Moshood, was an offensive lineman at Air Force from 2010-13 ... Graduated from Kansas in May 2019 with degree in management and leadership ... First name is pronounced "hah-KEEM" and last name is pronounced "uh-DENN-ih-gee."

HAKEEM ADENIJI'S STATISTICS

GAMES-STARTS

YEAR	TEAM	GAMES	STARTS
2020	Cincinnati.....	15	5
CAREER		15	5



AKINMOLADUN, FREEDOM

DT #92

Height: 6-3
Weight: 284
College: Nebraska
Experience: 1st-year player in 2021

2020 games-starts: 2-0
Career games-starts: 4-0
Born: 2-11-96
Hometown: Grandview, Mo.
Acquired: FA'19

Akinmoladun joined the Bengals in November of 2019, and now looks for a more expanded role after spending a majority of his time in Cincinnati on the team's practice squad ... Has played in four games during Bengals tenure, including two in 2020 as standard elevation from practice squad ... Played 24 snaps on defense in 2020 ... Originally a college free agent signee of N.Y. Giants in May of 2019, and spent first part of that season on Giants' practice squad before later joining Bengals' practice squad.

Career transactions: Signed with N.Y. Giants as college free agent on 5-14-19 ... Waived by Giants on 8-31-19 ... Signed to Giants practice squad on 9-1-19 ... Released from Giants practice squad on 11-12-19 ... Signed to Cincinnati practice squad on 11-19-19 ... Signed to Bengals roster on 12-14-19 ... Waived by Bengals on 9-5-20 ... Signed to Bengals practice squad on 9-6-20 ... Signed to Bengals roster on 1-4-21.

2020 highlights: Spent entire season on Bengals' practice squad, and played in two games as a standard elevation (Games 2 and 4) ... Saw action on 24 snaps on defense ... Spent Games 11-12 on Reserve/COVID-19 list ... Was a designated practice squad protected player for Game 3 ... Totaled two tackles on defense, both of which came on Sept. 17 vs. Cleveland.

Previous seasons: 2019—Played in two games, and saw two snaps on defense and four on special teams (no stats) ... Originally a college free agent

signee of N.Y. Giants in May ... Played all four preseason games for Giants, and had five tackles ... Waived by Giants on final cuts; then signed to team's practice squad ... Spent Weeks 1-10 on Giants' practice squad before being waived on Nov. 12 ... Signed to Bengals' practice squad on Nov. 19; then signed to active roster Dec. 14, prior to Game 14 ... Active/DNP for Game 14 vs. New England, then played final two games ... Made NFL debut in Game 15 at Miami.

College: Spent five seasons (2014-18) at the University of Nebraska, with a redshirt year in '14 ... Played in 48 games (41 starts) and totaled 106 tackles, including 17 for losses and 12 sacks ... As a senior in 2018, started all 12 games at DE and totaled 29 tackles, with 2.5 sacks ... Named to the Academic All-Big Ten team as a junior.


Personal: Hometown is Grandview, Mo. (outside Kansas City) ... Attended Grandview High School, where he played TE and DE ... As a senior, caught 23 passes for 387 yards and two TDs, and added 26 tackles on defense ... Graduated from Nebraska in May of 2018 with a degree in psychology ... Last name is pronounced "AA-kinn-MOO-lah-dune."

NOTE ABOUT NFL EXPERIENCE: Akinmoladun did not earn an accrued year of experience toward NFL free agency in 2019 or '20 because he was not on a 53-player roster, a Reserve/Injured list or a Reserve/Physically Unable to Perform list for the required minimum of six games in those seasons.

FREEDOM AKINMOLADUN'S STATISTICS

YEAR	TEAM	G-S	DEFENSE							INTERCEPTIONS					SCORING				
			ST	AT	TT	SKS-YDS	PD	FF	FR-YDS	NO	YDS	AVG	LG	TD	TD	TD-IntRt	TD-FRRt	S	PTS
2019	N.Y. Giants	0-0				DID NOT PLAY*				DID NOT PLAY*									
	Cincinnati	2-0	0	0	0	0-0	0	0	0-0	—	—	—	—	—	—	—	—	—	—
2020	Cincinnati	2-0	1	1	2	0-0	0	0	0-0	—	—	—	—	—	—	—	—	—	—
NYG TOTALS		0-0	0	0	0	0-0	0	0	0-0	—	—	—	—	—	—	—	—	—	—
CIN. TOTALS		4-0	1	1	2	0-0	0	0	0-0	—	—	—	—	—	—	—	—	—	—
CAREER		4-0	1	1	2	0-0	0	0	0-0	—	—	—	—	—	—	—	—	—	—

* NOTE: Akinmoladun was on the practice squad for 10 regular-season games with the N.Y. Giants in 2019.



ALLEN, BRANDON

QB #8

Height: 6-2
Weight: 209
College: Arkansas
Experience: 5th-year player in 2021

2020 games-starts: 5-5
Career games-starts: 8-8
Born: 9-5-92
Hometown: Fayetteville, Ark.
Acquired: FA'20

Allen joined the Bengals early in training camp last season, then served as the team's No. 3 QB before being thrust into the starting role late in the season ... Played and started five of the final six games in 2020 (missed one due to injury), and completed 90 of 142 passes (63.4 percent) for 925 yards, five TDs and four INTs (82.0 rating) ... Began season on Cincinnati's practice squad and was team's "quarantine QB" that was kept away from the rest of the QBs at practice/meetings in case they could not play due to COVID-19 ... Thrust into starting action in Game 11, after starting QB Joe Burrow suffered season-ending injury in Game 10 ... Originally a sixth-round pick of the Jacksonville Jaguars in 2016, and later spent time with the L.A. Rams and Denver Broncos ... Bengals head coach Zac Taylor was on the Rams' offensive staff when Allen was in L.A.

Career transactions: Selected by Jacksonville in sixth round of 2016 NFL Draft (201st overall) ... Signed with Jaguars on 5-6-16 ... Waived by Jaguars on 9-3-17 ... Acquired by L.A. Rams on waivers from Jaguars on 9-4-17 ... Waived by Rams on 9-18-18 ... Signed to Rams practice squad on 9-20-18 ... Signed to Rams roster on 2-7-19 ... Waived by Rams on 8-30-19 ... Acquired by Denver on waivers from Rams on 9-1-19 ... Broncos contract expired on 3-18-20; received no qualifying offer and became free agent ... Signed with Cincinnati as free agent on 8-1-20 ... Contract terminated by Bengals on 9-5-20 ... Signed to Bengals practice squad on 9-6-20 ... Signed to Bengals roster on 11-23-20 ... Signed contract extension with Bengals on 3-10-21.

2020 highlights: Played and started five games for the Bengals (Games 11-13 and 15-16), and completed 90 of 142 passes (63.4 percent) for 925 yards, five TDs and four INTs (82.0 rating) ... Signed with Cincinnati on Aug. 1, then joined Bengals' practice squad after final cuts ... Served as Bengals' No. 3 QB for first 10 games while on practice squad, and was the team's "quarantine quarterback" that was kept away from the rest of the QBs at practice/meetings in case Cincinnati's other QBs could not play due to COVID-19 ... After Bengals' starter Joe Burrow suffered season-ending knee injury in Game 10, Nov. 22 at Washington, Allen was signed to the active roster and took over as starter for the rest of the season ... Inactive for Game 14, Dec. 21 vs. Pittsburgh due to knee injury ... Made Bengals debut on Nov. 29 vs. the N.Y. Giants, and completed 17 of 29 passes for 136 yards, one TD and one

INT ... Passed for career-high 371 passing yards and two TDs (126.5 rating) in Bengals win on Dec. 27 at Houston.

Previous seasons: **2016**—Spent entire rookie season on Jacksonville's active roster, and was inactive for all 16 games. **2017**—Allen was inactive for the first 15 weeks of the season with the Rams before being placed on Reserve/Injured (back) on Dec. 20. **2018**—Did not play ... Spent first two games on L.A. Rams' active roster (inactive for both), then moved to the practice squad for the remaining 14 contests. **2019**—Played and started three games (Games 9-11) for Denver ... Active/DNP for other 13 contests ... Completed 39 of 84 passes (46.4 percent) for 515 yards, three TDs and two INTs (68.3 rating) ... Made his NFL regular-season debut on Nov. 3 vs. Cleveland, completing 12 of 20 passes (60.0 percent) for 193 yards with two TDs ... His 125.6 passer rating against the Browns was the third-highest figure in team history for a QB making his Broncos starting debut ... Completed 17 of 35 attempts for 240 yards and one TD on Nov. 17 at Minnesota.

College: Spent five seasons (2011-15) at Arkansas, with a redshirt year in '11 ... Started 38 career games, and left program ranked third in school history in passing yards (7462), second in completions (583), second in attempts (1016) and third in completion percentage (57.4) ... Started his final 34 consecutive games, the longest streak for an Arkansas QB since 1992.

Personal: Hometown is Fayetteville, Ark. ... Attended Fayetteville High School, where he led the Bulldogs to the Arkansas Class 7A state title game as a senior in 2010, finishing the season with a 10-4 record ... Honored with the Landers Award, given annually to the top high school football player in the state of Arkansas ... His brother, Austin, was a college free agent signee of Tampa Bay in 2018 ... Graduated from Arkansas in 2014 with a degree in recreation and sport management.

NOTE ABOUT NFL EXPERIENCE: Allen did not earn an accrued year of experience toward NFL free agency in 2018 because he was not on a 53-player roster, a Reserve/Injured list or a Reserve/Physically Unable to Perform list for the required minimum of six games.

BRANDON ALLEN'S STATISTICS

			PASSING										
YEAR	TEAM	G-S	ATT	CMP	CMP%	YDS	YDS/ATT	TD	TD%	INT	INT%	LG	SKD-YDS
2016	Jacksonville	0-0	DID NOT PLAY*										
2017	L.A. Rams	0-0	DID NOT PLAY*										
2018	L.A. Rams	0-0	DID NOT PLAY*										
2019	Denver	3-3	84	39	46.4	515	6.13	3	3.6	2	2.4	75t	9-59
2020	Cincinnati	5-5	142	90	63.4	925	6.51	5	3.5	4	2.8	72t	7-51
JAX. TOTALS		0-0	0	0	—	0	—	0	—	0	—	—	0-0
LARams TOTALS		0-0	0	0	—	0	—	0	—	0	—	—	0-0
DEN. TOTALS		3-3	84	39	46.4	515	6.13	3	3.6	2	2.4	75t	9-59
CIN. TOTALS		5-5	142	90	63.4	925	6.51	5	3.5	4	2.8	72t	7-51
CAREER		8-8	226	129	57.1	1440	6.37	8	3.5	6	2.7	75t	16-110

			RUSHING					RECEIVING					SCORING				
YEAR	TEAM		ATT	YDS	AVG	LG	TD	NO	YDS	AVG	LG	TD	TD	TD-R	TD-P	TD-Rt	2-PtC
2019	Denver		10	39	3.9	11	0	—	—	—	—	—	—	—	—	—	—
2020	Cincinnati		13	27	2.1	4	0	—	—	—	—	—	—	—	—	—	—
DEN. TOTALS			10	39	3.9	11	0	—	—	—	—	—	—	—	—	—	—
CIN. TOTALS			13	27	2.1	4	0	—	—	—	—	—	—	—	—	—	—
CAREER			23	66	2.9	11	0	—	—	—	—	—	—	—	—	—	—

PASSING SINGLE-GAME HIGHS: ATTEMPTS—39 (for Denver; 11-17-19 at Minnesota). COMPLETIONS—29 (for Cincinnati; 12-27-20 at Houston). YARDS—371 (for Cincinnati; 12-27-20 at Houston). TOUCHDOWNS—2 (two times; most recently for Cincinnati on 12-27-20 at Houston). INTERCEPTIONS—2 (for Cincinnati; 1-3-21 vs. Baltimore). LONG—75t (for Denver; 11-3-19 vs. Cleveland). RATING (minimum 14 attempts)—126.5 (for Cincinnati; 12-27-20 at Houston).

RUSHING SINGLE-GAME HIGHS: ATTEMPTS—5 (for Denver; 11-3-19 vs. Cleveland). YARDS—18 (for Denver; 11-17-19 at Minnesota). LONG—11 (two times; most recently for Denver on 11-17-19 at Minnesota). TOUCHDOWNS—(none).

POSTSEASON

			PASSING											
YEAR	TEAM	G-S	ATT	CMP	CMP%	YDS	YDS/ATT	TD	TD%	INT	INT%	LG	SKD-YDS	RAT
2017	L.A. Rams	0-0												
2018	L.A. Rams	0-0												
CAREER			0	0	—	0	—	0	—	0	—	—	0-0	—

* NOTE: Allen was inactive for 16 regular-season games with Jacksonville in 2016. In 2017, he was inactive for 14 regular-season games and on the Reserve/Injured list for two regular-season games and one postseason game with the L.A. Rams. In 2018 with the L.A. Rams, he was inactive for two regular-season games and on the practice squad for 14 regular-season games and three postseason games.

CAREER GAME-BY-GAME

		PASSING								RUSHING				
DATE	OPPONENT	ATT	CMP	YDS	SKD-YDS	TD	LG	INT	RAT	ATT	YDS	AVG	LG	TD
2016 / JACKSONVILLE														
9-11	GREEN BAY				INACTIVE								INACTIVE	
9-18	at San Diego				INACTIVE								INACTIVE	
9-25	BALTIMORE				INACTIVE								INACTIVE	
10-2	INDIANAPOLIS				INACTIVE								INACTIVE	
10-9	— BYE —													
10-16	at Chicago				INACTIVE								INACTIVE	
10-23	OAKLAND				INACTIVE								INACTIVE	
10-27	at Tennessee				INACTIVE								INACTIVE	
11-6	at Kansas City				INACTIVE								INACTIVE	
11-13	HOUSTON				INACTIVE								INACTIVE	
11-20	at Detroit				INACTIVE								INACTIVE	
11-27	at Buffalo				INACTIVE								INACTIVE	
12-4	DENVER				INACTIVE								INACTIVE	
12-11	MINNESOTA				INACTIVE								INACTIVE	
12-18	at Houston				INACTIVE								INACTIVE	
12-24	TENNESSEE				INACTIVE								INACTIVE	
1-1	at Indianapolis				INACTIVE								INACTIVE	
2017 / L.A. RAMS														
9-10	INDIANAPOLIS				INACTIVE								INACTIVE	
9-17	WASHINGTON				INACTIVE								INACTIVE	
9-21	at San Francisco				INACTIVE								INACTIVE	
10-1	at Dallas				INACTIVE								INACTIVE	
10-8	SEATTLE				INACTIVE								INACTIVE	
10-15	at Jacksonville				INACTIVE								INACTIVE	
10-22	ARIZONA				INACTIVE								INACTIVE	
10-29	— BYE —													
11-5	at N.Y. Giants				INACTIVE								INACTIVE	
11-12	HOUSTON				INACTIVE								INACTIVE	
11-19	at Minnesota				INACTIVE								INACTIVE	
11-26	NEW ORLEANS				INACTIVE								INACTIVE	
12-3	at Arizona				INACTIVE								INACTIVE	
12-10	PHILADELPHIA				INACTIVE								INACTIVE	
12-17	at Seattle				INACTIVE								INACTIVE	
12-24	at Tennessee				RESERVE / INJURED								RESERVE / INJURED	
12-31	SAN FRANCISCO				RESERVE / INJURED								RESERVE / INJURED	
Postseason														
1-6	ATLANTA				RESERVE / INJURED								RESERVE / INJURED	
2018 / L.A. RAMS														
9-10	at Oakland				INACTIVE								INACTIVE	
9-16	ARIZONA				INACTIVE								INACTIVE	
9-23	L.A. CHARGERS				PRACTICE SQUAD								PRACTICE SQUAD	
9-27	MINNESOTA				PRACTICE SQUAD								PRACTICE SQUAD	
10-7	at Seattle				PRACTICE SQUAD								PRACTICE SQUAD	
10-14	at Denver				PRACTICE SQUAD								PRACTICE SQUAD	
10-21	at San Francisco				PRACTICE SQUAD								PRACTICE SQUAD	
10-28	GREEN BAY				PRACTICE SQUAD								PRACTICE SQUAD	
11-4	at New Orleans				PRACTICE SQUAD								PRACTICE SQUAD	
11-11	SEATTLE				PRACTICE SQUAD								PRACTICE SQUAD	
11-19	KANSAS CITY				PRACTICE SQUAD								PRACTICE SQUAD	
11-25	— BYE —													
12-2	at Detroit				PRACTICE SQUAD								PRACTICE SQUAD	
12-9	at Chicago				PRACTICE SQUAD								PRACTICE SQUAD	
12-16	PHILADELPHIA				PRACTICE SQUAD								PRACTICE SQUAD	
12-23	at Arizona				PRACTICE SQUAD								PRACTICE SQUAD	
12-30	SAN FRANCISCO				PRACTICE SQUAD								PRACTICE SQUAD	
Postseason														
1-12	DALLAS				PRACTICE SQUAD								PRACTICE SQUAD	
1-20	at New Orleans				PRACTICE SQUAD								PRACTICE SQUAD	
2-3	NEW ENGLAND				PRACTICE SQUAD								PRACTICE SQUAD	

		PASSING								RUSHING				
DATE	OPPONENT	ATT	CMP	YDS	SKD-YDS	TD	LG	INT	RAT	ATT	YDS	AVG	LG	TD
2019 / DENVER														
9-9	at Oakland				DID NOT PLAY									
9-15	CHICAGO				DID NOT PLAY									
9-22	at Green Bay				DID NOT PLAY									
9-29	JACKSONVILLE				DID NOT PLAY									
10-6	at L.A. Chargers				DID NOT PLAY									
10-13	TENNESSEE				DID NOT PLAY									
10-17	KANSAS CITY				DID NOT PLAY									
10-27	at Indianapolis				DID NOT PLAY									
11-3	CLEVELAND	20	12	193	3-18	2	75t	0	125.6	5	13	2.6	11	0
11-10	— BYE —													
11-17	at Minnesota	39	17	240	2-8	1	48	1	61.9	3	18	6.0	11	0
11-24	at Buffalo	25	10	82	4-33	0	27	1	32.4	2	8	4.0	7	0
12-1	L.A. CHARGERS				DID NOT PLAY									
12-8	at Houston				DID NOT PLAY									
12-15	at Kansas City				DID NOT PLAY									
12-22	DETROIT				DID NOT PLAY									
12-29	OAKLAND				DID NOT PLAY									
2020 / CINCINNATI														
9-13	L.A. CHARGERS				PRACTICE SQUAD									
9-17	at Cleveland				PRACTICE SQUAD									
9-27	at Philadelphia				PRACTICE SQUAD									
10-4	JACKSONVILLE				PRACTICE SQUAD									
10-11	at Baltimore				PRACTICE SQUAD									
10-18	at Indianapolis				PRACTICE SQUAD									
10-25	CLEVELAND				PRACTICE SQUAD									
11-1	TENNESSEE				PRACTICE SQUAD									
11-8	— BYE —													
11-15	at Pittsburgh				PRACTICE SQUAD									
11-22	at Washington				PRACTICE SQUAD									
11-29	N.Y. GIANTS	29	17	136	2-21	1	18	1	67.6	4	7	1.8	4	0
12-6	at Miami	19	11	153	5-30	1	72t	1	79.5	2	3	1.5	2	0
12-13	DALLAS	36	27	217	0-0	1	21	0	99.0	4	12	3.0	4	0
12-21	PITTSBURGH				INACTIVE									
12-27	at Houston	37	29	371	0-0	2	42	0	126.5	2	3	1.5	4	0
1-3	BALTIMORE	21	6	48	0-0	0	21	2	0.0	1	2	2.0	2	0



ALLEN, RICARDO

S #37**Height:** 5-9**Weight:** 186**College:** Purdue**Experience:** 7th-year player in 2021**2020 games-starts:** 12-12 (Atl.)**Career games-starts:** 77-76**Born:** 12-18-91**Hometown:** Daytona Beach, Fla.**Acquired:** FA'21

Allen signed with the Bengals as a free agent in March, after spending his first six NFL seasons with the Atlanta Falcons ... A regular starter for the Falcons over the last six seasons, Allen brings depth and experience to Cincinnati's secondary ... Enters 2021 with 77 career games played (76 starts), and 11 INTs, 26 PDs, a sack and a FR ... Started all 19 games (regular season and playoffs) at S in Atlanta's 2016 run to the Super Bowl ... Originally a fifth-round draft pick of the Falcons in 2014 ... Started NFL career as a CB, but made switch to S prior to 2015 season ... Played collegiately at Purdue, where his position coach his first two seasons (2010-11) was current Bengals defensive coordinator Lou Anarumo.

Career transactions: Selected by Atlanta in fifth round of 2014 NFL Draft (147th overall) ... Signed with Falcons on 5-19-14 ... Waived by Falcons on 8-30-14 ... Signed to Falcons practice squad on 9-1-14 ... Signed to Falcons roster on 12-16-14 ... Received tender offer from Falcons on 3-7-16 ... Re-signed with Falcons as exclusive rights player on 3-17-16 ... Received tender offer from Falcons on 3-6-17 ... Falcons contract expired on 3-9-17; became unsigned exclusive rights player ... Re-signed with Falcons as exclusive rights player on 7-26-17 ... Received tender offer from Falcons on 3-12-18 ... Falcons contract expired on 3-14-18; became restricted free agent ... Re-signed with Falcons as restricted free agent on 8-7-18 ... Signed contract extension with Falcons on 9-3-19 ... Contract terminated by Falcons on 2-18-21 ... Signed with Cincinnati as free agent on 3-29-21.

2020 highlights: Played and started 12 games for Atlanta ... Missed four contests due to a concussion and elbow injury ... Recorded 25 tackles, two INTs and five PDs.

Previous seasons: **2014**—Did not play ... Spent 14 games on Atlanta's practice squad ... Listed at CB. **2015**—Played in 15 games (14 starts)

for Atlanta in first season of NFL action ... Made switch from CB to S prior to season ... Totaled 68 tackles, a sack, five PDs and three INTs ... Made first career NFL start in season-opener vs. Philadelphia, and picked off QB Sam Bradford with 1:17 remaining to seal a 26-24 Falcons win. **2016**—Played and started all 16 games for NFC Champion Falcons ... Started all three postseason games for the Falcons, including Super Bowl, and recorded 14 tackles and two INTs ... Intercepted Seahawks QB Russell Wilson in the fourth quarter of Atlanta's Divisional matchup with Seattle, and his 45-yard return set up a Falcons TD ... In NFC Championship vs. Green Bay, intercepted QB Aaron Rodgers late in the second quarter to help set up TD that put Falcons up 24-0 at halftime. **2017**—Played and started 15 games for Atlanta ... Recorded 54 tackles, two PDs and an INT ... Also started both of Atlanta's postseason contests, and recorded five tackles and a FF ... In Divisional matchup at Philadelphia, forced a Jay Ajayi fumble on the second play of the game that led to a Falcons FG. **2018**—Played and started just three games for Atlanta, before tearing Achilles in Week 3 against New Orleans ... Finished season with 17 tackles, three PDs and an INT. **2019**—Started all 16 games for Atlanta ... Recorded 84 tackles, eight PDs and two INTs.

College: Spent 2010-13 at Purdue ... Earned All-Big 10 honors all four seasons at Purdue, and finished his career with a program-record four career pick-sixes (on 13 total INTs) ... His defensive backs coach for his first two seasons at Purdue was current Bengals defensive coordinator Lou Anarumo.

Personal: Hometown is Daytona Beach, Fla ... Attended Mainland High School in Daytona Beach, where as a senior he posted 64 tackles and two INTs en route to first-team all-area honors from the Daytona Beach News Journal ... Also played soccer and track and field ... Has said publicly that he intends to get into coaching football after he retires as player, and that he envisions beginning that journey on the offensive side ... General health sciences major at Purdue.

RICARDO ALLEN'S STATISTICS

YEAR	TEAM	G-S	DEFENSE						INTERCEPTIONS						SCORING				
			ST	AT	TT	SKS-YDS	PD	FF	FR-YDS	NO	YDS	AVG	LG	TD	TD	TD-IntRt	TD-FRRt	S	PTS
2014	Atlanta	0-0				DID NOT PLAY*				DID NOT PLAY*									
2015	Atlanta	15-14	59	9	68	1-0	5	0	1-0	3	13	4.3	13	0	—	—	—	—	—
2016	Atlanta	16-16	61	29	90	0-0	3	0	0-0	2	3	1.5	3	0	—	—	—	—	—
2017	Atlanta	15-15	38	16	54	0-0	2	0	0-0	1	4	4.0	4	0	—	—	—	—	—
2018	Atlanta	3-3	14	3	17	0-0	3	0	0-0	1	28	28.0	28	0	—	—	—	—	—
2019	Atlanta	16-16	53	31	84	0-0	8	0	0-0	2	29	14.5	27	0	—	—	—	—	—
2020	Atlanta	12-12	18	7	25	0-0	5	0	0-0	2	29	14.5	19	0	—	—	—	—	—
CAREER		77-76	243	95	338	1-0	26	0	1-0	11	106	9.6	28	0	—	—	—	—	—

		SPECIAL TEAMS								KICKOFF RETURNS						PUNT RETURNS					
YEAR	TEAM	ST	AT	TT	FF	FR-YDS	BP	BFG	BXP	NO	YDS	AVG	FC	LG	TD	NO	YDS	AVG	FC	LG	TD
2015	Atlanta	1	0	1	0	0-0	0	0	0	—	—	—	—	—	—	—	—	—	—	—	—
2019	Atlanta	1	0	1	0	0-0	0	0	0	—	—	—	—	—	—	—	—	—	—	—	—
CAREER		2	0	2	0	0-0	0	0	0	—	—	—	—	—	—	—	—	—	—	—	—

POSTSEASON

YEAR	TEAM	G-S	DEFENSE						INTERCEPTIONS						SCORING				
			ST	AT	TT	SKS-YDS	PD	FF	FR-YDS	NO	YDS	AVG	LG	TD	TD	TD-IntRt	TD-FRRt	S	PTS
2016	Atlanta	3-3	6	8	14	0-0	2	0	0-0	2	45	22.5	45	0	—	—	—	—	—
2017	Atlanta	2-2	5	0	5	0-0	0	1	0-0	0	0	—	—	0	—	—	—	—	—
CAREER		5-5	11	8	19	0-0	2	1	0-0	2	45	22.5	45	0	—	—	—	—	—

* NOTE: In 2014, Allen was on the practice squad for 14 regular-season games and was inactive for two regular-season games with Atlanta.

2020 GAME-BY-GAME

		DEFENSE								INTERCEPTIONS					
DATE	OPPONENT	ST	AT	TT	SKS-YDS	INT-YDS	PD	FF	FR-YDS	NO	YDS	AVG	LG	TD	
Atlanta															
9-13	SEATTLE	0	0	0	0-0	0-0	0	0	0-0	0	0	—	—	0	
9-20	at Dallas	1	0	1	0-0	0-0	1	0	0-0	0	0	—	—	0	
9-27	CHICAGO				INACTIVE						INACTIVE				
10-5	at Green Bay				INACTIVE						INACTIVE				
10-11	CAROLINA	2	2	4	0-0	0-0	0	0	0-0	0	0	—	—	0	
10-18	at Minnesota	1	1	2	0-0	0-0	0	0	0-0	0	0	—	—	0	
10-25	DETROIT	2	0	2	0-0	0-0	0	0	0-0	0	0	—	—	0	
10-29	at Carolina	1	0	1	0-0	0-0	0	0	0-0	0	0	—	—	0	
11-8	DENVER	1	0	1	0-0	1-19	2	0	0-0	1	19	19.0	19	0	
11-15	— BYE —														
11-22	at New Orleans	1	1	2	0-0	0-0	0	0	0-0	0	0	—	—	0	
11-29	LAS VEGAS	1	1	2	0-0	0-0	1	0	0-0	0	0	—	—	0	
12-6	NEW ORLEANS	3	0	3	0-0	0-0	0	0	0-0	0	0	—	—	0	
12-13	at L.A. Chargers				INACTIVE						INACTIVE				
12-20	TAMPA BAY				INACTIVE						INACTIVE				
12-27	at Kansas City	1	1	2	0-0	0-0	0	0	0-0	0	0	—	—	0	
1-3	at Tampa Bay	4	1	5	0-0	1-10	1	0	0-0	1	10	10.0	10	0	
TOTALS		18	7	25	0-0	2-29	5	0	0-0	2	29	14.5	19	0	



APPLE, ELI

CB #20

Height: 6-1
Weight: 203
College: Ohio State
Experience: 6th-year player in 2021

2020 games-starts: 2-0 (Car.)
Career games-starts: 57-48
Born: 8-9-95
Hometown: Voorhees, N.J.
Acquired: FA'21

Veteran CB and former first-round draft pick joined the Bengals as a free agent in March, and figures to add valuable depth to the secondary ... Spent time previously with the N.Y. Giants, New Orleans Saints and Carolina Panthers ... Enters 2021 with 57 career games played (48 starts), and three INTs, 22 PDs, three FFs and five FRs ... Played collegiately at Ohio State, where he teamed with current Bengals S Vonn Bell to help Buckeyes to national championship in 2014 ... Played five games of 2018 season with the N.Y. Giants, where his position coach was current Bengals defensive coordinator Lou Anarumo.

Career transactions: Selected by N.Y. Giants in first round of 2016 NFL Draft (10th overall) ... Signed with Giants on 5-6-16 ... Traded by Giants to New Orleans on 10-23-18 ... Saints contract expired on 3-18-20; became unrestricted free agent ... Not asked to re-sign; became free agent on 4-27-20 ... Signed with Carolina as free agent on 5-29-20 ... Contract terminated by Panthers on 10-27-20 ... Signed with Cincinnati as free agent on 3-23-21.

2020 highlights: Played two games with Carolina, and recorded four tackles ... Released by Panthers on Oct. 27.

Previous seasons: **2016**—Played in 14 games (11 starts) as a rookie for the Giants ... Recorded 49 tackles, seven PDs, an INT, a FF and a FR

... Played in Giants' only playoff game, and recorded four tackles and a PD. **2017**—Played in 11 games (seven starts) for the Giants ... Recorded 49 tackles, eight PDs and two FRs. **2018**—Played and started five games for the N.Y. Giants, and recorded 22 tackles, five PDs, a FF and a FR ... Traded to New Orleans in October, and went on to play and start 10 games for the Saints while recording 52 tackles, nine PDs, two INTs and a FR ... On Nov. 11 at Cincinnati, intercepted an Andy Dalton pass in the fourth quarter to help set up a Saints TD ... Started both of New Orleans' playoff games (Divisional and NFC Championship), and recorded eight tackles and a PD. **2019**—Played and started 15 games for New Orleans, and recorded 58 tackles, four PDs and a FF ... Inactive for Saints' only postseason game.

College: Spent three seasons (2013-15) at Ohio State, with a redshirt year in '13 ... Played in 28 career games (27 starts) in two seasons of action, and totaled 86 tackles, four INTs and 18 PDs ... Played in 15 games (14 starts) as a redshirt freshman on Ohio State's 2014 national championship team.

Personal: Hometown is Voorhees, N.J. (outside Philadelphia) ... Attended Eastern Regional High School in Voorhees ... Considered one of the top recruits in the nation, regardless of position, and played in the 2013 Army All-American Game ... Sports industry major at Ohio State

ELI APPLE'S STATISTICS

YEAR	TEAM	G-S	DEFENSE							INTERCEPTIONS						SCORING				
			ST	AT	TT	SKS-YDS	PD	FF	FR-YDS	NO	YDS	AVG	LG	TD		TD	TD-IntRt	TD-FRRt	S	PTS
2016	N.Y. Giants	14-11	41	8	49	0-0	7	1	1-0	1	0	0.0	0	0	—	—	—	—	—	—
2017	N.Y. Giants	11-7	41	8	49	0-0	8	0	2-0	0	0	—	—	0	—	—	—	—	—	—
2018	N.Y. Giants	5-5	20	2	22	0-0	5	1	1-0	0	0	—	—	0	—	—	—	—	—	—
	New Orleans	10-10	42	10	52	0-0	9	0	1-2	2	29	14.5	29	0	—	—	—	—	—	—
2019	New Orleans	15-15	53	5	58	0-0	4	1	0-0	0	0	—	—	0	—	—	—	—	—	—
2020	Carolina	2-0	3	1	4	0-0	0	0	0-0	0	0	—	—	0	—	—	—	—	—	—
NYG TOTALS			102	18	120	0-0	20	2	4-0	1	0	0.0	0	0	—	—	—	—	—	—
N.O. TOTALS			95	15	110	0-0	13	1	1-2	2	29	14.5	29	0	—	—	—	—	—	—
CAR. TOTALS			3	1	4	0-0	0	0	0-0	0	0	—	—	0	—	—	—	—	—	—
CAREER			200	34	234	0-0	33	3	5-2	3	29	9.7	29	0	—	—	—	—	—	—

YEAR	TEAM	SPECIAL TEAMS									KICKOFF RETURNS						PUNT RETURNS					
		ST	AT	TT	FF	FR-YDS	BP	BFG	BXP		NO	YDS	AVG	FC	LG	TD	NO	YDS	AVG	FC	LG	TD
2016	N.Y. Giants	0	2	2	0	0-0	0	0	0	—	—	—	—	—	—	—	—	—	—	—	—	—
2018	N.Y. Giants	0	1	1	0	0-0	0	0	0	—	—	—	—	—	—	—	—	—	—	—	—	—
	New Orleans	0	0	0	0	0-0	0	0	0	—	—	—	—	—	—	—	—	—	—	—	—	—
NYG TOTALS		0	3	3	0	0-0	0	0	0	—	—	—	—	—	—	—	—	—	—	—	—	—
N.O. TOTALS		0	0	0	0	0-0	0	0	0	—	—	—	—	—	—	—	—	—	—	—	—	—
CAREER		0	3	3	0	0-0	0	0	0	—	—	—	—	—	—	—	—	—	—	—	—	—

POSTSEASON

YEAR	TEAM	G-S	DEFENSE							INTERCEPTIONS						SCORING				
			ST	AT	TT	SKS-YDS	PD	FF	FR-YDS	NO	YDS	AVG	LG	TD		TD	TD-IntRt	TD-FRRt	S	PTS
2016	N.Y. Giants	1-1	4	0	4	0-0	1	0	0-0	—	—	—	—	—	—	—	—	—	—	—
2018	New Orleans	2-2	7	1	8	0-0	1	0	0-0	—	—	—	—	—	—	—	—	—	—	—
2019	New Orleans	0-0	DID NOT PLAY*																	
NYG TOTALS		1-1	4	0	4	0-0	1	0	0-0	—	—	—	—	—	—	—	—	—	—	—
N.O. TOTALS		2-2	7	1	8	0-0	1	0	0-0	—	—	—	—	—	—	—	—	—	—	—
CAREER		3-3	11	1	12	0-0	2	0	0-0	—	—	—	—	—	—	—	—	—	—	—

* NOTE: Apple was inactive for one postseason game with New Orleans in 2019.



AWUZIE, CHIDOBE

CB #22

Height: 6-0
Weight: 202
College: Colorado
Experience: 5th-year player in 2021

2020 games-starts: 8-6 (Dall.)
Career games-starts: 49-42
Born: 5-24-95
Hometown: San Jose, Calif.
Acquired: UFA(Dall.)'21

Awuzie enters first Bengals season, after joining team as an unrestricted free agent in March, and figures to be key contributor at CB ... Originally a second-round pick of Dallas in 2017 and spent first four NFL seasons with Cowboys ... Spent last three seasons in starting CB role with Dallas ... Enters 2021 having played in 49 career games (42 starts), with 213 tackles, 37 PDs, four INTs, two FFs and two FRs ... Limited by injuries and COVID-19 to just eight games for Dallas last season ... Under contract with Cincinnati through 2023 season.

Career transactions: Selected by Dallas in second round of 2017 NFL Draft (60th overall) ... Signed with Cowboys on 5-12-17 ... Cowboys contract expired on 3-17-21; became unrestricted free agent ... Signed with Cincinnati as unrestricted free agent on 3-19-21.

2020 highlights: Played in eight games (six starts) for Dallas ... Recorded 38 tackles, five PDs and an INT ... Spent seven games (Games 3-9) on Reserve/Injured (hamstring), and one game (Game 13 at Cincinnati) on Reserve/COVID-19 list ... Picked off a Jared Goff pass in season-opener at the L.A. Rams, setting up a Dallas FG.

Previous seasons: 2017—Played in 10 games (six starts) as a rookie for Dallas ... Missed six games with a hamstring injury ... Totaled 25

tackles, seven PDs, an INT and a FF ... Took over as starter the final four games ... Made his first career start as an injury replacement on Sept. 17 at Denver, but injured his hamstring early and missed the remainder of the game ... Notched first career INT off of Nick Foles in Cowboys' shutout win over eventual Super Bowl Champion Philadelphia in season finale. **2018**—Played in 15 games (14 starts) for Dallas ... Totaled 71 tackles, 11 PDs, an INT and a FF ... Played in both of Cowboys' playoff games, and totaled 12 tackles and two PDs. **2019**—Started all 16 games for Dallas ... Posted 79 tackles, 14 PDs, an INT and a FR.

College: Played four seasons (2013-16) at Colorado ... Played in 47 career games (41 starts), and totaled 35 career pass breakups, three INTs, five FFs and three FRs.

Personal: Hometown is San Jose, Calif. ... Attended Oak Grove High School in San Jose, where he played RB and posted six 100-yard games and two 200-yard games as a senior ... Also participated in basketball and track ... Career-bests of 21.7 seconds in the 200-meter dash and 22-1 in the long jump ... Graduated from Colorado in Dec. 2016 with degree in business management — completed that degree in 3.5 years ... First name is pronounced "CHIH-doe-bay" and last name is pronounced "ah-WOOZ-yeh."

CHIDOBE AWUZIE'S STATISTICS

YEAR	TEAM	G-S	DEFENSE						INTERCEPTIONS						SCORING				
			ST	AT	TT	SKS-YDS	PD	FF	FR-YDS	NO	YDS	AVG	LG	TD	TD	TD-IntRt	TD-FRRt	S	PTS
2017	Dallas	10-6	14	11	25	0-0	7	1	0-0	1	0	0.0	0	0	—	—	—	—	—
2018	Dallas	15-14	57	14	71	0-0	11	1	0-0	1	0	0.0	0	0	—	—	—	—	—
2019	Dallas	16-16	48	31	79	0-0	14	0	1-0	1	0	0.0	0	0	—	—	—	—	—
2020	Dallas	8-6	29	9	38	0-0	5	0	1-0	1	0	0.0	0	0	—	—	—	—	—
CAREER		49-42	148	65	213	0-0	37	2	2-0	4	0	0.0	0	0	—	—	—	—	—

POSTSEASON

YEAR	TEAM	G-S	DEFENSE						INTERCEPTIONS						SCORING				
			ST	AT	TT	SKS-YDS	PD	FF	FR-YDS	NO	YDS	AVG	LG	TD	TD	TD-IntRt	TD-FRRt	S	PTS
2018	Dallas	2-2	11	1	12	0-0	2	0	0-0	—	—	—	—	—	—	—	—	—	—
CAREER		2-2	11	1	12	0-0	2	0	0-0	—	—	—	—	—	—	—	—	—	—

2020 GAME-BY-GAME

		DEFENSE								INTERCEPTIONS					
DATE	OPPONENT	ST	AT	TT	SKS-YDS	INT-YDS	PD	FF	FR-YDS	NO	YDS	AVG	LG	TD	
Dallas															
9-13	at L.A. Rams	2	0	2	0-0	1-0	1	0	0-0	1	0	0.0	0	0	
9-20	ATLANTA	1	0	1	0-0	0-0	1	0	0-0	0	0	—	—	0	
9-27	at Seattle				RESERVE / INJURED							RESERVE / INJURED			
10-4	CLEVELAND				RESERVE / INJURED							RESERVE / INJURED			
10-11	N.Y. GIANTS				RESERVE / INJURED							RESERVE / INJURED			
10-19	ARIZONA				RESERVE / INJURED							RESERVE / INJURED			
10-25	at Washington				RESERVE / INJURED							RESERVE / INJURED			
11-1	at Philadelphia				RESERVE / INJURED							RESERVE / INJURED			
11-8	PITTSBURGH				RESERVE / INJURED							RESERVE / INJURED			
11-15	— BYE —														
11-22	at Minnesota	5	4	9	0-0	0-0	0	0	0-0	0	0	—	—	0	
11-26	WASHINGTON	6	0	6	0-0	0-0	1	0	0-0	0	0	—	—	0	
12-8	at Baltimore	4	1	5	0-0	0-0	0	0	0-0	0	0	—	—	0	
12-13	at Cincinnati				RESERVE / COVID-19							RESERVE / COVID-19			
12-20	SAN FRANCISCO	6	2	8	0-0	0-0	2	0	0-0	0	0	—	—	0	
12-27	PHILADELPHIA	4	0	4	0-0	0-0	0	0	0-0	0	0	—	—	0	
1-3	at N.Y. Giants	1	2	3	0-0	0-0	0	0	1-0	0	0	—	—	0	
TOTALS		29	9	38	0-0	1-0	5	0	1-0	1	0	0.0	0	0	



BACHIE, JOE

LB #49**Height:** 6-2**Weight:** 235**College:** Michigan State**Experience:** 2nd-year player in 2021**2020 games-starts:** 4-0 (0-0 N.O.; 4-0 Phil.)**Career games-starts:** 4-0**Born:** 2-26-98**Hometown:** Brook Park, Ohio**Acquired:** W(Phil.)'21

A second-year player out of Michigan State, Bachie joined the Bengals on waivers in May ... Originally a college free agent signee of New Orleans in 2020 ... Was on Saints' practice squad until early December last season, then was signed to Philadelphia's active roster ... Went on to play in Eagles' final four games, and recorded two tackles ... Played four seasons (2016-19) at Michigan State, and was a three-year starter at middle linebacker.

Career transactions: Signed with New Orleans as college free agent on 4-30-20 ... Waived by Saints on 9-5-20 ... Signed to Saints practice squad on 9-6-20 ... Signed with Philadelphia on 12-7-20 ... Waived by Eagles on 5-25-21 ... Acquired on waivers by Cincinnati on 5-25-21.

2020 highlights: Played in four games (all with Philadelphia) as a rookie, and recorded two tackles ... Spent training camp with New Orleans, then spent first 13 weeks of the season on Saints' practice squad ... Signed off of

New Orleans' practice squad by Philadelphia, and went on to play in each of the Eagles' final four games.

College: Spent four seasons (2016-19) at Michigan State ... Played in 40 career games (34 starts), and totaled 285 tackles, eight sacks, five INTs, 11 PDs, five FFs and two FRs ... Two-time team captain, and three-year starter at middle linebacker.

Personal: Hometown is Brook Park, Ohio (outside Cleveland) ... Attended Berea High School, where he played RB and LB ... Posted 14 rushing TDs as a senior in 2015, while also leading the team in tackles (89) ... Earned first-team All-Ohio honors for Division I (AP) as a senior ... Also played basketball and baseball, and earned all-conference honors in both sports as a junior ... Graduated from MSU with degree in interdisciplinary studies in social science.

JOE BACHIE'S STATISTICS

YEAR	TEAM	G-S	DEFENSE							INTERCEPTIONS					SCORING				
			ST	AT	TT	SKS-YDS	PD	FF	FR-YDS	NO	YDS	AVG	LG	TD	TD	TD-IntRt	TD-FRRt	S	PTS
2020	New Orleans	0-0				DID NOT PLAY*													
	Philadelphia	4-0	1	1	2	0-0	0	0	0-0	—	—	—	—	—	—	—	—	—	—
CAREER		4-0	1	1	2	0-0	0	0	0-0	—	—	—	—	—	—	—	—	—	—



BAILEY, MARKUS

LB #51

Height: 6-0
Weight: 235
College: Purdue
Experience: 2nd-year player in 2021

2020 games-starts: 11-0
Career games-starts: 11-0
Born: 3-7-97
Hometown: Columbus, Ohio
Acquired: D7'20

A 2020 seventh-round Bengals draft pick, Bailey looks to expand his role in 2021 after seeing more playing time toward the end of his rookie season ... Played in 11 games in 2020, including each of the last 10 contests, and saw action on 44 snaps on defense and 134 on special teams ... Native of Hilliard, Ohio (outside Columbus), and spent five seasons (2015-20) at Purdue, where he proved to be one of the most productive defenders in Big Ten when healthy ... Tore ACL in left knee as true freshman at Purdue in 2015, and then tore ACL in right knee in second game of senior season in '19.

Career transactions: Selected by Cincinnati in seventh round of 2020 NFL Draft (215th overall) ... Signed with Bengals on 7-21-20.

2020 highlights: Played in 11 games for Bengals as rookie; saw 44 snaps on defense and 134 on special teams ... Had PD on defense and one tackle on special teams ... Inactive for five of first six contests (Games 1-3 and 5-6), before playing in final 10 ... Season debut was Oct. 4 vs. Jacksonville (no stats) ... Had one PD (Dec. 27 at Houston) and one special teams tackle (Nov. 1 vs. Tennessee) ... Made NFL debut on Oct. 4 vs. Jacksonville (no stats).


College: Spent five seasons (2015-20) at Purdue, and saw action in 43 career games ... Totaled 327 career tackles, including 28 for losses and 13.5 sacks, and added 13 PDs, six INTs (one pick-six), two FFs and a FR ... Multiple knee injuries limited him to just three healthy seasons (2016-18), but he played in all 38 possible games during that span ... As a junior in 2018, was Named Big Ten Defensive Player of the Week for 15-tackle performance (career-high) in upset win over No. 2 Ohio State, which also included a 41-yard pick-six in the fourth quarter to seal the victory ... A decorated student athlete, he earned Academic All-Big Ten honors in each of his three injury-free seasons and was a semifinalist for the Campbell Trophy (nation's top football scholar athlete) in his injury-shortened senior season ... Was team co-captain as a senior.

Personal: Hometown is Hilliard, Ohio (outside Columbus) ... Attended Hilliard Davidson High School, where as a senior he recorded 100 tackles, three INTs and three FFs ... Graduated from Purdue in December 2018 with bachelor's degree in movement and sport sciences, and earned master's degree in leadership from Purdue in May 2020.

MARKUS BAILEY'S STATISTICS

			DEFENSE							INTERCEPTIONS					SCORING				
YEAR	TEAM	G-S	ST	AT	TT	SKS-YDS	PD	FF	FR-YDS	NO	YDS	AVG	LG	TD	TD	TD-IntRt	TD-FRRt	S	PTS
2020	Cincinnati	11-0	0	0	0	0-0	1	0	0-0	—	—	—	—	—	—	—	—	—	—
CAREER		11-0	0	0	0	0-0	1	0	0-0	—	—	—	—	—	—	—	—	—	—

		SPECIAL TEAMS									KICKOFF RETURNS					PUNT RETURNS					
YEAR	TEAM	ST	AT	TT	FF	FR-YDS	BP	BFG	BXP	NO	YDS	AVG	FC	LG	TD	NO	YDS	AVG	FC	LG	TD
2020	Cincinnati	1	0	1	0	0-0	0	0	0	—	—	—	—	—	—	—	—	—	—	—	—
CAREER		1	0	1	0	0-0	0	0	0	—	—	—	—	—	—	—	—	—	—	—	—



BATES, JESSIE, III

S #30

Height: 6-1
Weight: 200
College: Wake Forest
Experience: 4th-year player in 2021

2020 games-starts: 16-16
Career games-starts: 48-48
Born: 2-26-97
Hometown: Fort Wayne, Ind.
Acquired: D2'18

Considered by many the last few years as one of Cincinnati's top young defenders, and in 2020 he made the leap to one of the NFL's top safeties ... Tied for sixth in the NFL with 15 PDs in 2020, and had three INTs and a FF while helping the Bengals hold opposing passers to just a 62.8 completion percentage (sixth in NFL) ... Since entering the NFL as a second-round pick of the Bengals in 2018, has started all 48 possible games and played 98.9 percent (3223 of possible 3258) of defensive snaps ... Has topped 100 tackles in each of his three NFL seasons ... Finished second on the team in tackles (107) in 2020, and third in '19 (100) ... In 2018, became just the sixth Bengals rookie ever to lead the team in tackles (111), and was team's first rookie defender to start all 16 games since LB Takeo Spikes in 1998.

Career transactions: Selected by Cincinnati in second round of 2018 NFL Draft (54th overall) ... Signed with Bengals on 5-12-18.

2020 highlights: Started all 16 games, and played all but nine of the Bengals' 1059 defensive snaps on the season ... Totaled 107 tackles (second on team), and led team with 15 PDs (tied for sixth in NFL) and three INTs ... Also had a FF on defense, and two tackles on special teams ... Had four games with double-digit tackles (Sept. 17 at Cleveland, Oct. 4 vs. Jacksonville, Nov. 1 vs. Tennessee and Dec. 6 at Miami) ... In the season opener on Sept. 13 vs. the L.A. Chargers, totaled five tackles, including stops that forced a punt and FG, along with two PDs ... On Nov. 1 vs. Tennessee tallied 11 tackles (nine solo) and two PDs, including an INT of Titans QB Ryan Tannehill in the end zone to thwart a Titans scoring opportunity ... On Nov. 22 at Washington, Bates jumped in front of an Alex Smith pass for an INT (12 yard return) ... On Dec. 6 at Miami, Bates finished with a career-high 13 tackles (10 solo), and chased down Dolphins RB Myles Gaskin to force a fumble (Bengals recovered) at the Bengals' 13-yard line, just as Gaskin had broken free on a long run.

Previous seasons: 2018—Started all 16 games at FS as a rookie ... Elevated to No. 1 FS role in 2018 preseason after team released veteran starter

George Iloka ... Played a team-high 98.7 percent of Cincinnati's defensive snaps (1114 of 1129), and was first Bengals rookie defender to start all 16 games since Takeo Spikes in 1998 ... Recorded team-high 111 tackles, and was the first Bengals rookie to lead the team in that category since Vontaze Burfict in 2012 ... Also recorded seven PDs, including three INTs (second on team) ... Selected to the All-Rookie team by the Professional Football Writers of America ... Recorded first career INT on Sept. 13 vs. Baltimore, when he picked off Ravens QB Joe Flacco in the first quarter ... On Oct. 7 vs. Miami, intercepted a pass from Dolphins QB Ryan Tannehill late in the fourth quarter to help seal a Bengals win ... Scored first career TD on Oct. 28 vs. Tampa Bay, after he intercepted Bucs QB Jameis Winston and returned it 21 yards for a score. **2019**—Started all 16 games at S, and played a team-high 99 percent of defensive snaps (1059 of 1070) ... Totaled 100 tackles (third on team), along with three INTs (second on team), nine PDs (led team), one FF and one FR ... Had 11 tackles (eight solo) in Game 2 vs. San Francisco ... Recorded his first-career FR on Sept. 30 at Pittsburgh, giving Cincinnati's offense a start in the red zone ... On Nov. 17 at Oakland, jumped a route and intercepted a QB Derek Carr pass in the third quarter to set up a Bengals FG ... On Dec. 8 at Cleveland, intercepted a Baker Mayfield pass to set up a Bengals TD drive.

College: Spent three years (2015-17) at Wake Forest, with a redshirt season in '15 ... Played in 24 games, with 21 starts, in two seasons of action ... Totaled 179 tackles, including 120 solo, with 9.5 tackles for losses, six INTs, nine pass breakups and two FFs ... Averaged 32.5 return yards on six career INTs, and his 195 total return yards were third-most in school history ... Also was a punt returner, with 26 career returns for 234 yards (9.0) and a TD.

Personal: Hometown is Fort Wayne, Ind. ... Attended Snider High School in Fort Wayne, where his nine INTs as a senior tied the school's record set by NFL Hall of Famer Rod Woodson ... Earned first-team all-state honors (AP) as a junior and senior ... Also played basketball (point guard) and baseball (center field) for Snider.

JESSIE BATES III'S STATISTICS

			DEFENSE							INTERCEPTIONS						SCORING						
YEAR	TEAM	G-S	ST	AT	TT	SKS-YDS	PD	FF	FR-YDS	NO	YDS	AVG	LG	TD	TD	TD-IntRt	TD-FRRt	S	PTS			
2018	Cincinnati	16-16	73	38	111	0-0	7	0	0-0	3	42	14.0	21t	1	1	1	0	0	6			
2019	Cincinnati	16-16	71	29	100	0-0	9	1	1-0	3	33	11.0	20	0	0	0	0	0	0			
2020	Cincinnati	16-16	76	31	107	0-0	15	1	0-0	3	12	4.0	12	0	0	0	0	0	0			
CAREER		48-48	220	98	318	0-0	31	2	1-0	9	87	9.7	21t	1	1	1	0	0	6			
			SPECIAL TEAMS							KICKOFF RETURNS						PUNT RETURNS						
YEAR	TEAM		ST	AT	TT	FF	FR-YDS	BP	BFG	BXP	NO	YDS	AVG	FC	LG	TD	NO	YDS	AVG	FC	LG	TD
2020	Cincinnati		2	0	2	0	0-0	0	0	0	—	—	—	—	—	—	—	—	—	—	—	—
CAREER			2	0	2	0	0-0	0	0	0	—	—	—	—	—	—	—	—	—	—	—	—

2020 GAME-BY-GAME

		DEFENSE									INTERCEPTIONS					
DATE	OPPONENT	ST	AT	TT	SKS-YDS	INT-YDS	PD	FF	FR-YDS		NO	YDS	AVG	LG	TD	
9-13	L.A. CHARGERS	5	0	5	0-0	0-0	2	0	0-0		0	0	—	—	0	
9-17	at Cleveland	3	7	10	0-0	0-0	0	0	0-0		0	0	—	—	0	
9-27	at Philadelphia	2	5	7	0-0	0-0	1	0	0-0		0	0	—	—	0	
10-4	JACKSONVILLE	6	4	10	0-0	0-0	2	0	0-0		0	0	—	—	0	
10-11	at Baltimore	6	1	7	0-0	0-0	2	0	0-0		0	0	—	—	0	
10-18	at Indianapolis	5	0	5	0-0	1-0	1	0	0-0		1	0	0.0	0	0	
10-25	CLEVELAND	1	1	2	0-0	0-0	0	0	0-0		0	0	—	—	0	
11-1	TENNESSEE	9	2	11	0-0	1-0	2	0	0-0		1	0	0.0	0	0	
11-8	— BYE —															
11-15	at Pittsburgh	5	2	7	0-0	0-0	2	0	0-0		0	0	—	—	0	
11-22	at Washington	3	1	4	0-0	1-12	1	0	0-0		1	12	12.0	12	0	
11-29	N.Y. GIANTS	7	0	7	0-0	0-0	0	0	0-0		0	0	—	—	0	
12-6	at Miami	10	3	13	0-0	0-0	0	1	0-0		0	0	—	—	0	
12-13	DALLAS	3	0	3	0-0	0-0	1	0	0-0		0	0	—	—	0	
12-21	PITTSBURGH	4	1	5	0-0	0-0	1	0	0-0		0	0	—	—	0	
12-27	at Houston	2	1	3	0-0	0-0	0	0	0-0		0	0	—	—	0	
1-3	BALTIMORE	5	3	8	0-0	0-0	0	0	0-0		0	0	—	—	0	
TOTALS		76	31	107	0-0	3-12	15	1	0-0		3	12	4.0	12	0	

DATE	OPPONENT	SPECIAL TEAMS								KICKOFF RETURNS							PUNT RETURNS						
		ST	AT	TT	FF	FR-YDS	BP	BFG	BXP	NO	YDS	AVG	FC	LG	TD		NO	YDS	AVG	FC	LG	TD	
9-13	L.A. CHARGERS	0	0	0	0	0-0	0	0	0	—	—	—	—	—	—		—	—	—	—	—	—	
9-17	at Cleveland	0	0	0	0	0-0	0	0	0	—	—	—	—	—	—		—	—	—	—	—	—	
9-27	at Philadelphia	0	0	0	0	0-0	0	0	0	—	—	—	—	—	—		—	—	—	—	—	—	
10-4	JACKSONVILLE	0	0	0	0	0-0	0	0	0	—	—	—	—	—	—		—	—	—	—	—	—	
10-11	at Baltimore	0	0	0	0	0-0	0	0	0	—	—	—	—	—	—		—	—	—	—	—	—	
10-18	at Indianapolis	0	0	0	0	0-0	0	0	0	—	—	—	—	—	—		—	—	—	—	—	—	
10-25	CLEVELAND	0	0	0	0	0-0	0	0	0	—	—	—	—	—	—		—	—	—	—	—	—	
11-1	TENNESSEE	0	0	0	0	0-0	0	0	0	—	—	—	—	—	—		—	—	—	—	—	—	
11-8	— BYE —																						
11-15	at Pittsburgh	0	0	0	0	0-0	0	0	0	—	—	—	—	—	—		—	—	—	—	—	—	
11-22	at Washington	0	0	0	0	0-0	0	0	0	—	—	—	—	—	—		—	—	—	—	—	—	
11-29	N.Y. GIANTS	0	0	0	0	0-0	0	0	0	—	—	—	—	—	—		—	—	—	—	—	—	
12-6	at Miami	0	0	0	0	0-0	0	0	0	—	—	—	—	—	—		—	—	—	—	—	—	
12-13	DALLAS	1	0	1	0	0-0	0	0	0	—	—	—	—	—	—		—	—	—	—	—	—	
12-21	PITTSBURGH	0	0	0	0	0-0	0	0	0	—	—	—	—	—	—		—	—	—	—	—	—	
12-27	at Houston	1	0	1	0	0-0	0	0	0	—	—	—	—	—	—		—	—	—	—	—	—	
1-3	BALTIMORE	0	0	0	0	0-0	0	0	0	—	—	—	—	—	—		—	—	—	—	—	—	
TOTALS		2	0	2	0	0-0	0	0	0	—	—	—	—	—	—		—	—	—	—	—	—	



BELL, VONN

S #24**Height:** 5-11**Weight:** 205**College:** Ohio State**Experience:** 6th-year player in 2021**2020 games-starts:** 16-16**Career games-starts:** 77-61**Born:** 12-12-94**Hometown:** Rossville, Ga.**Acquired:** UFA(N.O.)'20

A Bengals UFA signee in 2020, Bell now enters his second season in Cincinnati after starting all 16 games at S last season ... Played all 1059 possible defensive snaps in 2020, and led the team in both tackles (114) and FFs (three) ... Helped Bengals hold opposing passers to just a 62.8 completion percentage (sixth in NFL) ... Originally a second-round draft pick of New Orleans in 2016, and spent his first four NFL seasons ('16-19) with the Saints ... Known for his tackling proficiency, he has ranked within the top two on his team in both total tackles and solo tackles in each of his five NFL seasons (four with N.O., one with Cin.) ... Led the NFL in FRs (five) in 2019, and led all NFL DBs in sacks (4.5) in 2017 ... Played collegiately at Ohio State, where he helped team to a national championship in 2014.

Career transactions: Selected by New Orleans in second round of 2016 NFL Draft (61st overall) ... Signed with Saints on 5-11-16 ... Saints contract expired on 3-18-20; became unrestricted free agent ... Signed as unrestricted free agent with Cincinnati on 3-26-20.

2020 highlights: Started all 16 games in first season with Bengals, and was only player to play every possible snap on either offense or defense (1059 defensive snaps) ... Had a team-high 114 tackles, along with five PDs, three FFs and two FRs ... Recorded nine tackles (all solo) and a PD on Oct. 18 at Indianapolis ... On Nov. 22 at Washington, tallied a season-high and game-high 14 tackles, along with one PD ... Had 10 tackles on Nov. 29 vs. the N.Y. Giants, and forced and recovered a fumble that he returned for 28 yards and set up a FG drive for Cincinnati ... On Dec. 6 at Miami, had six tackles and recovered a fumble deep in Cincinnati territory that he returned 37 yards ... Recorded seven tackles in Bengals' win over Pittsburgh on Dec. 21, and had signature play of the game when he laid a big hit on Steelers WR JuJu Smith-Schuster and forced a fumble, which the Bengals recovered and later converted into a TD.

Previous seasons: **2016**—Played in all 16 games (14 starts) as a rookie for New Orleans ... Totaled 83 tackles, a sack, four PDs, two FFs and a FR ... Also had four tackles on special teams ... Made first career start on Sept. 18 at the N.Y. Giants and racked up 10 tackles ... Recorded nine tackles and a FF on Oct. 2 at San Diego ... On Nov. 6 at San Francisco, recorded six tackles, a half sack and a FR. **2017**—Played all 16 games (10 starts) for New Orleans, and totaled 78 tackles (led team), 4.5 sacks (led all NFL DBs), two PDs and two FFs ... Helped Saints rank tied for 10th in the NFL in points allowed per game (20.4) ... Also had career-high five tackles on special teams ... On Nov. 5 at Tampa Bay, posted five tackles, including a half sack, along with a

PD and FF ... On Nov. 19, recorded career-high 13 tackles, including sack/fumble on Washington QB Kirk Cousins that sealed OT win ... Led team with 17 tackles in postseason play ... Had team-high nine tackles in Wild Card Playoff win vs. Carolina, and his 17-yard sack of Cam Newton on fourth-and-23 with 11 seconds left in the game sealed a win for New Orleans ... Eight tackles in Divisional Playoff at Minnesota. **2018**—Played in all 16 games (eight starts) for New Orleans ... Totaled 87 tackles (second on team), a sack, three PDs, a FF and a FR ... Helped Saints rank No. 2 in the NFL in run defense (80.2) ... On Thanksgiving night vs. Atlanta, posted seven tackles and recovered a Matt Ryan Fumble at the end of the first half that thwarted a Falcons drive that had reached the Saints' 23-yard line ... Started both of Saints' playoff games and totaled seven tackles and a PD. **2019**—Played and started 13 games for New Orleans, along with Divisional Playoff vs. Minnesota ... Inactive for the final three regular-season games due to a knee injury ... Totaled 86 tackles (second on team), including 1.5 sacks, and had one INT, five PDs, two FFs and an NFL-best five FRs (one returned for a TD) ... Helped Saints rank fourth in the NFL in run defense (91.3 yards/game) ... On Sept. 22 at Seattle, recovered a fumble by RB Chris Carson and returned it 33 yards for his first-career TD ... Had 10 tackles and a PD on Sept. 29 vs. Dallas, and recovered a Jason Witten fumble, and then forced and recovered a fumble by Ezekiel Elliott that set up a Saints FG drive to end the half ... Recorded eight tackles and a PD on Oct. 20 at Chicago, and forced and recovered a fumble by WR Anthony Miller in the first quarter that set up a Saints TD drive ... On Nov. 17 at Tampa Bay, had a shared sack of Jameis Winston, and later intercepted Winston with nine seconds left in the first half to thwart a Bucs scoring opportunity ... After missing final three regular-season games with a knee injury, returned to start Divisional Playoff vs. Minnesota and recorded seven tackles and recovered an Adam Thielen fumble on the third play of the game that set up a Saints FG drive.

College: Spent three years (2013-15) at Ohio State ... Posted career totals of 176 tackles, nine INTs, 24 PDs and two FRs ... First-team All-American (AP) as junior, and semifinalist for Jim Thorpe Award (nation's top DB) ... As sophomore in 2014, started 14 games and had 92 tackles (second on team) for OSU team that won national championship in first-ever College Football Playoff.

Personal: Hometown is Rossville, Ga. (outside Chattanooga, Tenn.) ... Attended Ridgeland High School in Rossville, where as a senior he totaled 146 tackles and three INTs on defense, and 1700 all-purpose yards and 21 TDs on offense ... Helped Ridgeland to 13-2 record and Georgia Class AAAA state runner-up finish as a senior ... Began his high school career at Central High School in Chattanooga ... His father, Vincent, played OLB at Murray State.

VONN BELL'S STATISTICS

			DEFENSE							INTERCEPTIONS					SCORING				
YEAR	TEAM	G-S	ST	AT	TT	SKS-YDS	PD	FF	FR-YDS	NO	YDS	AVG	LG	TD	TD	TD-IntRt	TD-FRRt	S	PTS
2016	New Orleans	16-14	58	25	83	1-8	4	2	1-0	0	0	—	—	0	0	0	0	0	0
2017	New Orleans	16-10	57	21	78	4.5-28.5	2	2	0-0	0	0	—	—	0	0	0	0	0	0
2018	New Orleans	16-8	61	26	87	1-9	3	1	1-0	0	0	—	—	0	0	0	0	0	0
2019	New Orleans	13-13	63	23	86	1.5-14	5	2	5-38	1	19	19.0	19	0	1	0	1	0	6
2020	Cincinnati	16-16	67	47	114	0-0	5	3	2-65	0	0	—	—	0	0	0	0	0	0
N.O. TOTALS		61-45	239	95	334	8-59.5	14	7	7-38	1	19	19.0	19	0	1	0	1	0	6
CIN. TOTALS		16-16	67	47	114	0-0	5	3	2-65	0	0	—	—	0	0	0	0	0	0
CAREER		77-61	306	142	448	8-59.5	19	10	9-103	1	19	19.0	19	0	1	0	1	0	6

		SPECIAL TEAMS								KICKOFF RETURNS						PUNT RETURNS					
YEAR	TEAM	ST	AT	TT	FF	FR-YDS	BP	BFG	BXP	NO	YDS	AVG	FC	LG	TD	NO	YDS	AVG	FC	LG	TD
2016	New Orleans	3	1	4	0	0-0	0	0	0	—	—	—	—	—	—	—	—	—	—	—	—
2017	New Orleans	5	0	5	0	0-0	0	0	0	—	—	—	—	—	—	—	—	—	—	—	—
2018	New Orleans	2	0	2	0	0-0	0	0	0	—	—	—	—	—	—	—	—	—	—	—	—
2019	New Orleans	3	0	3	0	0-0	0	0	0	—	—	—	—	—	—	—	—	—	—	—	—
CAREER		13	1	14	0	0-0	0	0	0	—	—	—	—	—	—	—	—	—	—	—	—

POSTSEASON

			DEFENSE							INTERCEPTIONS					SCORING							
YEAR	TEAM	G-S	ST	AT	TT	SKS-YDS	PD	FF	FR-YDS	NO	YDS	AVG	LG	TD	TD	TD-IntRt	TD-FRRt	S	PTS			
2017	New Orleans	2-2	12	5	17	1-17	0	0	0-0	—	—	—	—	—	—	—	—	—	—			
2018	New Orleans	2-2	5	2	7	0-0	1	0	0-0	—	—	—	—	—	—	—	—	—	—			
2019	New Orleans	1-1	4	3	7	0-0	0	0	1-6	—	—	—	—	—	—	—	—	—	—			
CAREER			21	10	31	1-17	1	0	1-6	—	—	—	—	—	—	—	—	—	—			
			SPECIAL TEAMS							KICKOFF RETURNS						PUNT RETURNS						
YEAR	TEAM		ST	AT	TT	FF	FR-YDS	BP	BFG	BXP	NO	YDS	AVG	FC	LG	TD	NO	YDS	AVG	FC	LG	TD
2018	New Orleans		1	0	1	0	0-0	0	0	0	—	—	—	—	—	—	—	—	—	—	—	—
CAREER			1	0	1	0	0-0	0	0	0	—	—	—	—	—	—	—	—	—	—	—	—

2020 GAME-BY-GAME

		DEFENSE									INTERCEPTIONS					
DATE	OPPONENT	ST	AT	TT	SKS-YDS	INT-YDS	PD	FF	FR-YDS		NO	YDS	AVG	LG	TD	
9-13	L.A. CHARGERS	5	3	8	0-0	0-0	0	0	0-0		—	—	—	—	—	—
9-17	at Cleveland	2	6	8	0-0	0-0	0	0	0-0		—	—	—	—	—	—
9-27	at Philadelphia	3	5	8	0-0	0-0	0	0	0-0		—	—	—	—	—	—
10-4	JACKSONVILLE	3	3	6	0-0	0-0	0	0	0-0		—	—	—	—	—	—
10-11	at Baltimore	4	2	6	0-0	0-0	0	0	0-0		—	—	—	—	—	—
10-18	at Indianapolis	9	0	9	0-0	0-0	1	0	0-0		—	—	—	—	—	—
10-25	CLEVELAND	4	4	8	0-0	0-0	0	0	0-0		—	—	—	—	—	—
11-1	TENNESSEE	2	3	5	0-0	0-0	1	0	0-0		—	—	—	—	—	—
11-8	— BYE —															
11-15	at Pittsburgh	2	1	3	0-0	0-0	2	0	0-0		—	—	—	—	—	—
11-22	at Washington	8	6	14	0-0	0-0	1	0	0-0		—	—	—	—	—	—
11-29	N.Y. GIANTS	7	3	10	0-0	0-0	0	1	1-28		—	—	—	—	—	—
12-6	at Miami	3	3	6	0-0	0-0	0	0	1-37		—	—	—	—	—	—
12-13	DALLAS	3	2	5	0-0	0-0	0	0	0-0		—	—	—	—	—	—
12-21	PITTSBURGH	5	2	7	0-0	0-0	0	1	0-0		—	—	—	—	—	—
12-27	at Houston	6	2	8	0-0	0-0	0	1	0-0		—	—	—	—	—	—
1-3	BALTIMORE	1	2	3	0-0	0-0	0	0	0-0		—	—	—	—	—	—
TOTALS		67	47	114	0-0	0-0	5	3	2-65		—	—	—	—	—	—



BLEDSOE, AMANI

DE #91

Height: 6-4
Weight: 280
College: Oklahoma
Experience: 2nd-year player in 2021

2020 games-starts: 14-4
Career games-starts: 14-4
Born: 2-6-98
Hometown: Lawrence, Kan.
Acquired: FA'20

Bledsoe joined the Bengals as a free agent during 2020 training camp, and ended up playing a significant role throughout the season ... Played in 14 games (four starts) and saw action on 311 defensive snaps, with 17 tackles and two PDs ... Relied upon heavily along the defensive line, as Cincinnati dealt with opt-outs and a wave of injuries ... Has ability to play both DE and DT, and made starts at both in 2020 ... Originally a 2019 college free agent signee of Tennessee, and spent his entire rookie season on the Titans' practice squad.

Career transactions: Signed with Tennessee as college free agent on 5-10-19 ... Waived by Titans on 8-31-19 ... Signed to Titans practice squad on 9-1-19 ... Signed to Titans roster on 1-20-20 ... Waived by Titans on 7-26-20 ... Signed with Cincinnati as free agent on 8-15-20 ... Waived by Bengals on 9-5-20 ... Signed to Bengals practice squad on 9-6-20 ... Signed to Bengals roster on 9-15-20 ... Bengals contract expired on 3-17-21; received no qualifying offer and became free agent ... Re-signed with Bengals as free agent on 3-31-21.

2020 highlights: Played in 14 games (four starts), and totaled 17 tackles and two PDs ... Made three starts at LDE (Games 6-8) and one as a second DT (Game 2) ... Spent Games 12-13 on Reserve/COVID-19 list ... Opened offseason with Tennessee, then was waived by Titans on July 26 and signed with Bengals during training camp on Aug. 15 ... Waived at final cuts, then signed to Bengals' practice squad on Sept. 6 ... Was a designated practice

squad protected player for Game 1 vs. L.A. Chargers, and played as a standard elevation in Bengals debut (no statistics) ... Signed to active roster prior to Game 2 ... Tallied two tackles Sept. 17 at Cleveland ... Added three tackles on Oct. 11 at Baltimore ... Three tackles and a PD on Nov. 29 vs. the N.Y. Giants.

Previous seasons: 2019—College free agent signee of the Titans did not play as a rookie ... Spent entire season on Tennessee's practice squad.

College: Played three seasons (2016-18) at Oklahoma ... Played in 30 games, with 22 starts, and totaled 59 tackles, including 7.5 for losses and four sacks, along with eight PDs ... Earned All-Big 12 Honorable Mention as a junior in 2018, when he recorded four tackles for losses, two sacks and seven PDs while helping Sooners to a berth in the College Football Playoff.

Personal: Hometown is Lawrence, Kan. ... Attended Lawrence High School, where he played football and participated in track and field ... Health and exercise science major at Oklahoma.

NOTE ABOUT NFL EXPERIENCE: Bledsoe did not earn an accrued year of experience toward NFL free agency in 2019 because he was not on a 53-player roster, a Reserve/Injured list or a Reserve/Physically Unable to Perform list for the required minimum of six games.

AMANI BLEDSOE'S STATISTICS

			DEFENSE							INTERCEPTIONS					SCORING				
YEAR	TEAM	G-S	ST	AT	TT	SKS-YDS	PD	FF	FR-YDS	NO	YDS	AVG	LG	TD	TD	TD-IntRt	TD-FRRt	S	PTS
2019	Tennessee	0-0	DID NOT PLAY*							DID NOT PLAY*					DID NOT PLAY*				
2020	Cincinnati	14-4	6	11	17	0-0	2	0	0-0	—	—	—	—	—	—	—	—	—	—
TENN. TOTALS		0-0	0	0	0	0-0	0	0	0-0	—	—	—	—	—	—	—	—	—	—
CIN. TOTALS		14-4	6	11	17	0-0	2	0	0-0	—	—	—	—	—	—	—	—	—	—
CAREER		14-4	6	11	17	0-0	2	0	0-0	—	—	—	—	—	—	—	—	—	—

POSTSEASON

			DEFENSE							INTERCEPTIONS					SCORING				
YEAR	TEAM	G-S	ST	AT	TT	SKS-YDS	PD	FF	FR-YDS	NO	YDS	AVG	LG	TD	TD	TD-IntRt	TD-FRRt	S	PTS
2019	Tennessee	0-0	DID NOT PLAY*							DID NOT PLAY*					DID NOT PLAY*				
CAREER		0-0	0	0	0	0-0	0	0	0-0	—	—	—	—	—	—	—	—	—	—

* NOTE: Bledsoe was on the practice squad for 16 regular-season games and three postseason games with Tennessee in 2019.

2020 GAME-BY-GAME

		DEFENSE								INTERCEPTIONS				
DATE	OPPONENT	ST	AT	TT	SKS-YDS	INT-YDS	PD	FF	FR-YDS	NO	YDS	AVG	LG	TD
9-13	L.A. CHARGERS	0	0	0	0-0	0-0	0	0	0-0	—	—	—	—	—
9-17	at Cleveland	1	1	2	0-0	0-0	0	0	0-0	—	—	—	—	—
9-27	at Philadelphia	0	0	0	0-0	0-0	0	0	0-0	—	—	—	—	—
10-4	JACKSONVILLE	0	2	2	0-0	0-0	0	0	0-0	—	—	—	—	—
10-11	at Baltimore	1	2	3	0-0	0-0	0	0	0-0	—	—	—	—	—
10-18	at Indianapolis	1	0	1	0-0	0-0	0	0	0-0	—	—	—	—	—
10-25	CLEVELAND	0	1	1	0-0	0-0	0	0	0-0	—	—	—	—	—
11-1	TENNESSEE	1	0	1	0-0	0-0	1	0	0-0	—	—	—	—	—
11-8	— BYE —													
11-15	at Pittsburgh	1	1	2	0-0	0-0	0	0	0-0	—	—	—	—	—
11-22	at Washington	0	0	0	0-0	0-0	0	0	0-0	—	—	—	—	—
11-29	N.Y. GIANTS	0	3	3	0-0	0-0	1	0	0-0	—	—	—	—	—
12-6	at Miami	RESERVE / COVID-19								RESERVE / COVID-19				
12-13	DALLAS	RESERVE / COVID-19								RESERVE / COVID-19				
12-21	PITTSBURGH	1	0	1	0-0	0-0	0	0	0-0	—	—	—	—	—
12-27	at Houston	0	0	0	0-0	0-0	0	0	0-0	—	—	—	—	—
1-3	BALTIMORE	0	1	1	0-0	0-0	0	0	0-0	—	—	—	—	—
TOTALS		6	11	17	0-0	0-0	2	0	0-0	—	—	—	—	—



BOYD, TYLER

WR #83

Height: 6-2
Weight: 203
College: Pittsburgh
Experience: 6th-year player in 2021

2020 games-starts: 15-8
Career games-starts: 71-40
Born: 11-15-94
Hometown: Clairton, Pa.
Acquired: D2'16

A Bengals second-round pick in 2016, Boyd has developed into one of Cincinnati's top offensive weapons ... Has led team in catches each of last three seasons (2018-20) ... Had 79 receptions for 841 yards and four TDs in 2020 ... One of just six Bengals ever to top 1000 receiving yards in consecutive seasons (1028 in 2018, 1046 in '19), but fell short of making it three straight after he missed nearly two full games with an injury in '20 ... Streak of 69 consecutive games with a reception ended in 2020 when he left Game 14 vs. Pittsburgh in the first quarter (concussion) prior to catching a pass ... Played second half of 2018 and all of '19 as Bengals' No. 1 WR while A.J. Green was out with injuries ... Enters 2021 with nine career 100-yard receiving games and five games with at least 10 catches ... Signed contract extension prior to 2019 through '23.

Career transactions: Selected by Cincinnati in second round of 2016 NFL Draft (55th overall) ... Signed with Bengals on 5-16-16 ... Signed contract extension with Bengals on 7-23-19.

2020 highlights: Played in 15 games (eight starts) ... Inactive for Game 15, due to concussion suffered previous game vs. Pittsburgh ... Had 841 receiving yards on team-high 79 catches, and scored four TDs ... Also rushed five times for 49 yards (9.8), and completed one of his two pass attempts (16 yards) ... Had seven catches for 72 yards and TD on Sept. 17 at Cleveland ... On Sept. 27 at Philadelphia, caught 10 passes for season-high 125 yards ... Had seven catches for 90 yards on Oct. 4 vs. Jacksonville, and also added one rush for four yards ... Tied career-high with 11 catches (for 101 receiving yards) on Oct. 25 vs. Cleveland, and caught a 15-yard TD; Also completed one pass for 16 yards vs. Cleveland ... On Dec. 6 at Miami, caught a career-long 72-yard TD; it was his only catch of the day, after being ejected in the second quarter after a scuffle with Dolphins CB Xavien Howard ... Streak of 69 straight games with a catch came to an end on Dec. 21 vs. Pittsburgh, after he suffered a concussion on an incomplete pass in the first quarter.

Previous seasons: 2016—Played all 16 games as a rookie and had 54 catches for 603 yards (11.2) and one TD ... His 22 third-down receptions outpaced Sterling Shepard of Giants (21) for most among NFL rookies ... Tied Shepard with 16 third-down catches for first downs ... In NFL debut Sept. 11 at N.Y. Jets, caught two-for-24 and also drew a 25-yard pass interference penalty against Jets ... Saw increased action Nov. 20 vs. Buffalo, following injury to A.J. Green, and led team in receptions (six) and receiving yards (54), with his first NFL TD on a one-yard catch on a third-down play. 2017—Played 10 games with one start ... Inactive for Games 2 and 14 (coaches' decision) and Games 6-9 (knee injury) ... Finished season with 22 receptions for 225 yards and two TDs ... Limited by knee injury late in the season, but had a strong finish to the year, as 10 of his 22 receptions and 130 of his 225 receiving yards came in season's final two games ... Had season-highs in receptions (five) and receiving yards (91), as well as one TD, on Dec. 31 at Baltimore ... His TD against the Ravens was a 49-

yarder on a fourth-and-12 from QB Andy Dalton with 44 seconds left that gave Bengals the lead and the eventual win; the victory vaulted Buffalo to a playoff berth, prompting Bills fans to donate more than an estimated \$100,000 to Boyd's charity of choice, the Western Pennsylvania Youth Athletic Association. 2018—Played and started 14 games at WR ... Suffered right knee injury in Game 14 vs. Oakland, was inactive for Game 15 and placed on Reserve/Injured list prior to Game 16 ... Was Bengals' No. 1 WR in second half of season when A.J. Green missed last eight games with toe injury ... Led team in catches (76) and receiving yards (1028), and tied for lead in TDs (seven) ... Became first WR other than Green to have 1000 receiving yards in season since Chad Johnson in 2009 ... Had six catches for 132 yards and TD on Sept. 23 at Carolina ... Had team season-high 11 catches Sept. 30 at Atlanta, including two fourth-down conversions on Bengals' final drive to set up game-winning TD ... Recorded first multi-TD game of career, with two Oct. 14 vs. Pittsburgh ... Set team season-high and career-high with 138 receiving yards Oct. 28 vs. Tampa Bay ... Surpassed 1000-yard receiving mark on Dec. 16 vs. Oakland, but was injured late in game. 2019—Played in 16 games (15 starts) ... Led team and had career-highs in both receptions (90) and receiving yards (1046) ... His five TDs (all receiving) tied for the team lead with HB Joe Mixon ... Became just sixth Bengal ever to eclipse 1000 receiving yards in back-to-back seasons ... Caught all 10 of his targeted passes for 122 receiving yards on Sept. 15 vs. San Francisco, including 47-yarder on the first play of second drive to help set up TD ... On Oct. 6 vs. Arizona, had 123 yards on 10 catches, including game-tying 42-yard TD with 2:08 left ... Had five catches for 101 yards and TD on Nov. 24 vs. Pittsburgh, and grabbed 47-yard deep pass from QB Ryan Finley to set up his own 15-yard TD grab late in second quarter ... Caught nine passes for season-high 128 yards and two TDs on Dec. 22 at Miami; both TDs came in the second half and helped Cincinnati overcome 23-point fourth-quarter deficit to force OT.

College: Played three seasons (2013-15) at Pittsburgh with 38 games played (33 starts) ... Scored 23 TDs, including one rushing and one punt return ... Named first-team All-Atlantic Coast Conference (coaches and media) in each of last two seasons ... A true triple threat during Pitt career, he in 2015 became first NCAA player in eight years to log 20 or more yards each in receiving, rushing and passing in consecutive games ... Caught 91-for-926 (10.2) with six TDs in '15, and was team's second-leading rusher, at 40-for-349 (8.7).

Personal: Hometown is Clairton, Pa. (outside Pittsburgh) ... Communications major at Pittsburgh ... Was one of Pennsylvania's most highly recruited players after a prolific career at perennial Class A power Clairton High ... Playing multiple roles (RB, WR, QB, DB and PR), he set a career record for TDs (117) in the 10-county Western Pennsylvania Interscholastic Athletic League (WPIAL) ... Rushed for 2584 yards and 43 TDs as a senior ... Team went 63-1 in his high school career, including 48-0 in his three years as a starter ... Also lettered in basketball ... Has a daughter (Taylen).

TYLER BOYD'S STATISTICS

			RECEIVING					RUSHING					SCORING					
YEAR	TEAM	G-S	NO	YDS	AVG	LG	TD	ATT	YDS	AVG	LG	TD	TD	TD-R	TD-P	TD-Rt	2-PtC	PTS
2016	Cincinnati	16-2	54	603	11.2	30	1	4	58	14.5	39	0	1	0	1	0	0	6
2017	Cincinnati	10-1	22	225	10.2	49t	2	0	0	—	—	0	2	0	2	0	0	12
2018	Cincinnati	14-14	76	1028	13.5	49	7	2	3	1.5	5	0	7	0	7	0	0	42
2019	Cincinnati	16-15	90	1046	11.6	47	5	4	23	5.8	10	0	5	0	5	0	0	30
2020	Cincinnati	15-8	79	841	10.6	72t	4	5	49	9.8	25	0	4	0	4	0	0	24
CAREER		71-40	321	3743	11.7	72t	19	15	133	8.9	39	0	19	0	19	0	0	114

PASSING														
YEAR	TEAM	ATT	CMP	CMP%	YDS	YDS/ATT	TD	TD%	INT	INT%	LG	SKD-YDS	RAT	
2017	Cincinnati	1	0	0.0	0	0.00	0	0.0	0	0.0	—	0-0	39.6	
2020	Cincinnati	2	1	50.0	16	8.00	0	0.0	0	0.0	16	0-0	77.1	
CAREER		3	1	33.3	16	5.3	0	0.0	0	0.0	16	0-0	52.1	

		SPECIAL TEAMS								KICKOFF RETURNS						PUNT RETURNS					
YEAR	TEAM	ST	AT	TT	FF	FR-YDS	BP	BFG	BXP	NO	YDS	AVG	FC	LG	TD	NO	YDS	AVG	FC	LG	TD
2019	Cincinnati	—	—	—	—	—	—	—	—	—	—	—	—	—	—	1	-1	-1.0	0	-1	0
CAREER		—	—	—	—	—	—	—	—	—	—	—	—	—	—	1	-1	-1.0	0	-1	0


RECEIVING SINGLE-GAME HIGHS: RECEPTIONS—11 (two times; most recently on 10-25-20 vs. Cleveland). YARDS—138 (10-28-18 vs. Tampa Bay). LONG—721 (12-6-20 at Miami). TOUCHDOWNS—2 (two times; most recently on 12-22-19 at Miami).

RUSHING SINGLE-GAME HIGHS: ATTEMPTS—2 (two times; most recently on 11-1-20 vs. Tennessee). YARDS—40 (12-11-16 at Cleveland). LONG—39 (12-11-16 at Cleveland). TOUCHDOWNS—(none).

CAREER GAME-BY-GAME

		RECEIVING					RUSHING				
DATE	OPPONENT	NO	YDS	AVG	LG	TD	ATT	YDS	AVG	LG	TD
2016 / CINCINNATI											
9-11	at N.Y. Jets	2	24	12.0	14	0	0	0	—	—	0
9-18	at Pittsburgh	6	78	13.0	29	0	0	0	—	—	0
9-25	DENVER	3	18	6.0	9	0	0	0	—	—	0
9-29	MIAMI	1	10	10.0	10	0	0	0	—	—	0
10-9	at Dallas	3	33	11.0	20	0	0	0	—	—	0
10-16	at New England	4	79	19.8	30	0	0	0	—	—	0
10-23	CLEVELAND	1	3	3.0	3	0	0	0	—	—	0
10-30	WASHINGTON (London)	5	38	7.6	9	0	1	3	3.0	3	0
11-6	— BYE —										
11-14	at N.Y. Giants	2	12	6.0	11	0	0	0	—	—	0
11-20	BUFFALO	6	54	9.0	13	1	0	0	—	—	0
11-27	at Baltimore	5	62	12.4	22	0	0	0	—	—	0
12-4	PHILADELPHIA	4	66	16.5	29	0	0	0	—	—	0
12-11	at Cleveland	6	49	8.2	11	0	2	40	20.0	39	0
12-18	PITTSBURGH	2	13	6.5	8	0	0	0	—	—	0
12-24	at Houston	2	25	12.5	21	0	0	0	—	—	0
1-1	BALTIMORE	2	39	19.5	26	0	1	15	15.0	15	0
2017 / CINCINNATI											
9-10	BALTIMORE	1	11	11.0	11	0	0	0	—	—	0
9-14	HOUSTON			INACTIVE					INACTIVE		
9-24	at Green Bay	1	11	11.0	11	0	0	0	—	—	0
10-1	at Cleveland	2	15	7.5	9	0	0	0	—	—	0
10-8	BUFFALO	2	6	3.0	5	0	0	0	—	—	0
10-15	— BYE —										
10-22	at Pittsburgh			INACTIVE					INACTIVE		
10-29	INDIANAPOLIS			INACTIVE					INACTIVE		
11-5	at Jacksonville			INACTIVE					INACTIVE		
11-12	at Tennessee			INACTIVE					INACTIVE		
11-19	at Denver	1	5	5.0	5	0	0	0	—	—	0
11-26	CLEVELAND	2	17	8.5	9	1	0	0	—	—	0
12-4	PITTSBURGH	2	15	7.5	12	0	0	0	—	—	0
12-10	CHICAGO	1	15	15.0	15	0	0	0	—	—	0
12-17	at Minnesota			INACTIVE					INACTIVE		
12-24	DETROIT	5	39	7.8	10	0	0	0	—	—	0
12-31	at Baltimore	5	91	18.2	49	1	0	0	—	—	0
2018 / CINCINNATI											
9-9	at Indianapolis	3	26	8.7	17	0	0	0	—	—	0
9-13	BALTIMORE	6	91	15.2	27	1	0	0	—	—	0
9-23	at Carolina	6	132	22.0	49	1	1	5	5.0	5	0
9-30	at Atlanta	11	100	9.1	13	0	0	0	—	—	0
10-7	MIAMI	4	44	11.0	31	0	0	0	—	—	0
10-14	PITTSBURGH	7	62	8.9	16	2	0	0	—	—	0
10-21	at Kansas City	3	27	9.0	13	0	0	0	—	—	0
10-28	TAMPA BAY	9	138	15.3	28	1	1	-2	-2.0	-2	0
11-4	— BYE —										
11-11	NEW ORLEANS	3	65	21.7	26	0	0	0	—	—	0
11-18	at Baltimore	4	71	17.8	32	0	0	0	—	—	0
11-25	CLEVELAND	7	85	12.1	28	1	0	0	—	—	0
12-2	DENVER	6	97	16.2	23	0	0	0	—	—	0
12-9	at L.A. Chargers	3	52	17.3	20	0	0	0	—	—	0
12-16	OAKLAND	4	38	9.5	21	1	0	0	—	—	0
12-23	at Cleveland			INACTIVE					INACTIVE		
12-30	at Pittsburgh			RESERVE / INJURED					RESERVE / INJURED		
2019 / CINCINNATI											
9-8	at Seattle	8	60	7.5	14	0	1	3	3.0	3	0
9-15	SAN FRANCISCO	10	122	12.2	47	0	0	0	—	—	0
9-22	at Buffalo	6	68	11.3	26	0	0	0	—	—	0
9-30	at Pittsburgh	3	33	11.0	15	0	0	0	—	—	0
10-6	ARIZONA	10	123	12.3	42	1	0	0	—	—	0
10-13	at Baltimore	3	10	3.3	5	0	0	0	—	—	0
10-20	JACKSONVILLE	5	55	11.0	19	0	0	0	—	—	0
10-27	L.A. Rams (London)	6	65	10.8	22	0	1	3	3.0	3	0
11-3	— BYE —										
11-10	BALTIMORE	6	62	10.3	24	0	0	0	—	—	0
11-17	at Oakland	1	0	0.0	0	0	1	10	10.0	10	0
11-24	PITTSBURGH	5	101	20.2	47	1	0	0	—	—	0
12-1	N.Y. JETS	5	59	11.8	17	1	0	0	—	—	0
12-8	at Cleveland	5	75	15.0	21	0	1	7	7.0	7	0
12-15	NEW ENGLAND	3	26	8.7	16	0	0	0	—	—	0
12-22	at Miami	9	128	14.2	34	2	0	0	—	—	0
12-29	CLEVELAND	5	59	11.8	22	0	0	0	—	—	0

		RECEIVING					RUSHING				
DATE	OPPONENT	NO	YDS	AVG	LG	TD	ATT	YDS	AVG	LG	TD
2020 / CINCINNATI											
9-13	L.A. CHARGERS	4	33	8.3	11	0	0	0	—	—	0
9-17	at Cleveland	7	72	10.3	17	1	0	0	—	—	0
9-27	at Philadelphia	10	125	12.5	25	0	0	0	—	—	0
10-4	JACKSONVILLE	7	90	12.9	20	0	1	4	4.0	4	0
10-11	at Baltimore	4	42	10.5	14	0	0	0	—	—	0
10-18	at Indianapolis	5	54	10.8	23	0	1	25	25.0	25	0
10-25	CLEVELAND	11	101	9.2	16	1	0	0	—	—	0
11-1	TENNESSEE	6	67	11.2	18	1	2	9	4.5	5	0
11-8	— BYE —										
11-15	at Pittsburgh	6	41	6.8	20	0	0	0	—	—	0
11-22	at Washington	9	85	9.4	14	0	0	0	—	—	0
11-29	N.Y. GIANTS	3	15	5.0	9	0	0	0	—	—	0
12-6	at Miami	1	72	72.0	72	1	0	0	—	—	0
12-13	DALLAS	5	43	8.6	21	0	0	0	—	—	0
12-21	PITTSBURGH	0	0	—	—	0	0	0	—	—	0
12-27	at Houston			INACTIVE					INACTIVE		
1-3	BALTIMORE	1	1	1.0	1	0	1	11	11.0	11	0



BROWN, TONY

CB #27**Height:** 6-0**Weight:** 198**College:** Alabama**Experience:** 4th-year player in 2021**2020 games-starts:** 13-1**Career games-starts:** 33-4**Born:** 7-13-95**Hometown:** Beaumont, Texas**Acquired:** W(G.B.)'20

Brown in 2020 played his first season with the Bengals, after being acquired on waivers after the '19 regular season ... Played in 13 games (one start) and recorded 11 tackles and a PD ... Saw action on 94 snaps on defense ... Originally a college free agent signee of the L.A. Chargers in 2018, however he spent his first two seasons ('18-19) with Green Bay ... Enters 2021 with 33 career games played (four starts), with 50 tackles, six PDs and two FFs on defense, along with eight tackles and a blocked PAT on special teams ... An accomplished track star, he was considered one of the fastest sprinters and hurdlers in the nation in both high school and college (more info in college and personal sections).

Career transactions: Signed with L.A. Chargers as college free agent on 5-11-18 ... Waived by Chargers on 9-1-18 ... Signed to Green Bay practice squad on 9-3-18 ... Signed to Packers roster on 9-29-18 ... Waived by Packers on 12-28-19 ... Acquired by Cincinnati on waivers from Packers on 12-30-19 ... Signed contract extension with Bengals on 3-12-20 ... Bengals contract expired on 3-17-21; received no qualifying offer and became free agent ... Re-signed with Bengals as free agent on 3-18-21.

2020 highlights: Played in 13 games, with one start at CB (Game 9) ... Spent Games 12-14 on Reserve/Injured (hamstring) ... Played 94 snaps on defense, and totaled 11 tackles and a PD ... Played 187 special teams snaps, and had two ST tackles ... Made Bengals debut in Game 1, Sept. 13 vs. the L.A. Chargers (no statistics) ... Had nine tackles (six solo) along with one PD in lone start of season on Nov. 15 at Pittsburgh.

Previous seasons: 2018—Played in 11 games (three starts) for Green Bay ... Totaled 29 tackles, five PDs and two FFs on defense, along with five special teams tackles ... Originally a college free agent signee of the L.A. Chargers on May 11 ... Spent preseason with Chargers, then was waived on Sept. 1 ... Signed Sept. 3 to Green Bay's practice squad, where he spent Games 1-3 ... Promoted to Packers' active roster on Sept. 29, and played in 11 of the team's final 13 games ... Made NFL debut for Packers on Sept. 30 vs. Buffalo (no statistics) ... Inactive Oct. 28 at the L.A. Rams (coaches' decision), and

inactive Nov. 4 at New England (hip) ... Made first NFL start Dec. 9 vs. Atlanta; had five tackles, also forced a fumble by Falcons WR Mohamed Sanu (Falcons recovered). **2019**—Played in nine games for Green Bay ... Totaled 10 tackles on defense, along with a special teams tackle and blocked PAT ... Recorded five tackles in season opener at Chicago ... Waived by Packers on Dec. 28, and claimed by Bengals on Dec. 30.

College: Spent four seasons (2014-17) at Alabama ... Appeared in 51 games, and made 89 tackles, including 4.5 for losses and a half sack, as well as a FF, seven PDs and three INTs ... Helped Alabama to national title as a sophomore in 2015, and as a senior in '17 ... As a senior in 2017, played in 14 games and totaled 31 tackles, an INT and three pass breakups ... Recorded an INT in Alabama's national championship victory over Georgia ... Also competed in track and field for the Crimson Tide, and earned first-team All-America honors in the spring of 2015 as a member of the 4x100-meter relay and 110-meter hurdles ... Also named second-team All-America in 100-meter dash, with a time of 10.12 seconds.

Personal: Hometown is Beaumont, Texas ... Attended Ozen High School in Beaumont ... Played in 2014 Under Armour All-American Game ... Was a standout in track and field during his youth, and represented the United States at the 2013 Pan American Junior Athletic Championships in Medellin, Columbia, finishing second in the 110-meter hurdles (13.47 seconds) ... Won the 2013 Texas Class 4A state championship in the 110-meter hurdles with a time of 13.40 seconds, which was a 4A state record ... Posted the top time in the nation in 2013 with a personal-best of 13.38 seconds in the 110-meter hurdles at the 2013 Texas Relays ... Had a career-best 7.76-second time in the indoor 60-meter hurdles, the fastest time in the nation in 2013 ... Placed second in the 2013 Texas Class 4A state meet with a time of 10.53 seconds in the 100-meter dash ... Won the 110-meter hurdles at the 2013 USATF National Junior Olympics (13.88 seconds) and the USATF Junior Nationals (13.69 seconds) ... His mother, Tammy Walker-Brown, played basketball at Texas Tech and could dunk, earning the moniker "Skywalker" ... His father, Tony I, played DB at Texas Tech ... Graduated from Alabama with a degree in communication studies.

TONY BROWN'S STATISTICS

			DEFENSE							INTERCEPTIONS					SCORING							
YEAR	TEAM	G-S	ST	AT	TT	SKS-YDS	PD	FF	FR-YDS	NO	YDS	AVG	LG	TD	TD	TD-IntRt	TD-FRRt	S	PTS			
2018	Green Bay	11-3	25	4	29	0-0	5	2	0-0	—	—	—	—	—	—	—	—	—	—			
2019	Green Bay	9-0	7	3	10	0-0	0	0	0-0	—	—	—	—	—	—	—	—	—	—			
2020	Cincinnati	13-1	7	4	11	0-0	1	0	0-0	—	—	—	—	—	—	—	—	—	—			
G.B. TOTALS		20-3	32	7	39	0-0	5	2	0-0	—	—	—	—	—	—	—	—	—	—			
CIN. TOTALS		13-1	7	4	11	0-0	1	0	0-0	—	—	—	—	—	—	—	—	—	—			
CAREER		33-4	39	11	50	0-0	6	2	0-0	—	—	—	—	—	—	—	—	—	—			
			SPECIAL TEAMS							KICKOFF RETURNS						PUNT RETURNS						
YEAR	TEAM		ST	AT	TT	FF	FR-YDS	BP	BFG	BXP	NO	YDS	AVG	FC	LG	TD	NO	YDS	AVG	FC	LG	TD
2018	Green Bay		5	0	5	0	0-0	0	0	0	—	—	—	—	—	—	—	—	—	—	—	—
2019	Green Bay		0	1	1	0	0-0	0	0	1	—	—	—	—	—	—	—	—	—	—	—	—
2020	Cincinnati		0	2	2	0	0-0	0	0	0	—	—	—	—	—	—	—	—	—	—	—	—
G.B. TOTALS			5	1	6	0	0-0	0	0	1	—	—	—	—	—	—	—	—	—	—	—	—
CIN. TOTALS			0	2	2	0	0-0	0	0	0	—	—	—	—	—	—	—	—	—	—	—	—
CAREER			5	3	8	0	0-0	0	0	1	—	—	—	—	—	—	—	—	—	—	—	—

2020 GAME-BY-GAME

		DEFENSE								INTERCEPTIONS					
DATE	OPPONENT	ST	AT	TT	SKS-YDS	INT-YDS	PD	FF	FR-YDS	NO	YDS	AVG	LG	TD	
9-13	L.A. CHARGERS	0	0	0	0-0	0-0	0	0	0-0	—	—	—	—	—	
9-17	at Cleveland	0	0	0	0-0	0-0	0	0	0-0	—	—	—	—	—	
9-27	at Philadelphia	0	0	0	0-0	0-0	0	0	0-0	—	—	—	—	—	
10-4	JACKSONVILLE	0	0	0	0-0	0-0	0	0	0-0	—	—	—	—	—	
10-11	at Baltimore	0	0	0	0-0	0-0	0	0	0-0	—	—	—	—	—	
10-18	at Indianapolis	0	0	0	0-0	0-0	0	0	0-0	—	—	—	—	—	
10-25	CLEVELAND	0	0	0	0-0	0-0	0	0	0-0	—	—	—	—	—	
11-1	TENNESSEE	0	0	0	0-0	0-0	0	0	0-0	—	—	—	—	—	
11-8	— BYE —														
11-15	at Pittsburgh	6	3	9	0-0	0-0	1	0	0-0	—	—	—	—	—	
11-22	at Washington	0	0	0	0-0	0-0	0	0	0-0	—	—	—	—	—	
11-29	N.Y. GIANTS	0	0	0	0-0	0-0	0	0	0-0	—	—	—	—	—	
12-6	at Miami				RESERVE / INJURED					RESERVE / INJURED					
12-13	DALLAS				RESERVE / INJURED					RESERVE / INJURED					
12-21	PITTSBURGH				RESERVE / INJURED					RESERVE / INJURED					
12-27	at Houston	0	0	0	0-0	0-0	0	0	0-0	—	—	—	—	—	
1-3	BALTIMORE	1	1	2	0-0	0-0	0	0	0-0	—	—	—	—	—	
TOTALS		7	4	11	0-0	0-0	1	0	0-0	—	—	—	—	—	

		SPECIAL TEAMS								KICKOFF RETURNS							PUNT RETURNS					
DATE	OPPONENT	ST	AT	TT	FF	FR-YDS	BP	BFG	BXP	NO	YDS	AVG	FC	LG	TD	NO	YDS	AVG	FC	LG	TD	
9-13	L.A. CHARGERS	0	0	0	0	0-0	0	0	0	—	—	—	—	—	—	—	—	—	—	—	—	
9-17	at Cleveland	0	0	0	0	0-0	0	0	0	—	—	—	—	—	—	—	—	—	—	—	—	
9-27	at Philadelphia	0	0	0	0	0-0	0	0	0	—	—	—	—	—	—	—	—	—	—	—	—	
10-4	JACKSONVILLE	0	0	0	0	0-0	0	0	0	—	—	—	—	—	—	—	—	—	—	—	—	
10-11	at Baltimore	0	1	1	0	0-0	0	0	0	—	—	—	—	—	—	—	—	—	—	—	—	
10-18	at Indianapolis	0	0	0	0	0-0	0	0	0	—	—	—	—	—	—	—	—	—	—	—	—	
10-25	CLEVELAND	0	0	0	0	0-0	0	0	0	—	—	—	—	—	—	—	—	—	—	—	—	
11-1	TENNESSEE	0	1	1	0	0-0	0	0	0	—	—	—	—	—	—	—	—	—	—	—	—	
11-8	— BYE —																					
11-15	at Pittsburgh	0	0	0	0	0-0	0	0	0	—	—	—	—	—	—	—	—	—	—	—	—	
11-22	at Washington	0	0	0	0	0-0	0	0	0	—	—	—	—	—	—	—	—	—	—	—	—	
11-29	N.Y. GIANTS	0	0	0	0	0-0	0	0	0	—	—	—	—	—	—	—	—	—	—	—	—	
12-6	at Miami					RESERVE / INJURED					RESERVE / INJURED						RESERVE / INJURED					
12-13	DALLAS					RESERVE / INJURED					RESERVE / INJURED						RESERVE / INJURED					
12-21	PITTSBURGH					RESERVE / INJURED					RESERVE / INJURED						RESERVE / INJURED					
12-27	at Houston	0	0	0	0	0-0	0	0	0	—	—	—	—	—	—	—	—	—	—	—	—	
1-3	BALTIMORE	0	0	0	0	0-0	0	0	0	—	—	—	—	—	—	—	—	—	—	—	—	
TOTALS		0	2	2	0	0-0	0	0	0	—	—	—	—	—	—	—	—	—	—	—	—	



BURROW, JOE

QB #9

Height: 6-4
Weight: 221
College: Louisiana State
Experience: 2nd-year player in 2021

2020 games-starts: 10-10
Career games-starts: 10-10
Born: 12-10-96
Hometown: Athens, Ohio
Acquired: D1'20

The No. 1 overall pick in the 2020 draft enters his second season, and looks to bounce back from a left knee injury that ended one of the most productive starts to a career by a QB in NFL history ... Prior to injury, had been on pace to shatter numerous Bengals single-season passing records, along with the NFL rookie passing marks for attempts, completions, passing yards and 300-yard games ... His 264 completions were the most ever by an NFL QB through their first 10 career games, while his 404 pass attempts were second-most and his 2688 passing yards were fifth (all despite missing nearly half of his 10th game) ... Five 300-yard passing games tied Bengals single-season record and stand third-most by a rookie in NFL history ... First rookie in NFL history to throw for 300 yards in three consecutive games (Games 2-4) ... Sixth rookie QB ever to pass for 400 yards in a game (Oct. 25 vs. Cleveland) ... In 2019 at LSU, put together arguably the most successful single season ever by a college QB, when he won the Heisman Trophy by the largest margin in history, set numerous NCAA FBS and SEC records, and led the Tigers to a perfect 15-0 record and National Championship ... Began collegiate career at Ohio State (2015-17), graduated in three years, then transferred to LSU for final two seasons of eligibility (2018-19) ... Native of Athens, Ohio, in the southeast part of the state (roughly 2.5 hours from Cincinnati).

Career transactions: Selected by Cincinnati in first round of 2020 NFL Draft (first overall) ... Signed with Bengals on 7-31-20.

2020 highlights: No. 1 overall draft pick was elected team captain and started Cincinnati's first 10 games as a rookie, before suffering a season-ending left knee injury in Game 10, Nov. 22 at Washington ... Ended season with 404 pass attempts, 264 completions (65.3 percent), 2688 yards, 13 TDs and five INTs (89.9 rating) ... Also rushed 37 times for 142 yards and three TDs ... Prior to injury, had been on pace to shatter multiple single-season team and NFL rookie passing records ... Topped 300 yards passing in five of his 10 starts, and at the time of his injury at Washington (early third quarter) was just 97 yards shy of tying then-NFL rookie record of six 300-yard games in a season ... Five 300-yard passing games tied single-season Bengals record ... Made NFL debut on Sept. 13 vs. the L.A. Chargers, and completed 23 of 36 passes for 193 yards and an INT; scored first career TD on a 23-yard rush in the first quarter to give Cincinnati a 7-0 lead ... Became first rookie in NFL history to pass for 300 yards in three consecutive games, when he hit the mark in Games 2-4 ... Threw for 316 yards and three TDs on Sept. 13 at Cleveland, marking his first-ever 300-plus yard game; first career TD pass was a 23-yarder to TE C.J. Uzomah in the second quarter ... Also at Cleveland, his 61 attempts were second-most in team history (most in non-OT game), and his 37 completions tied the second-most ever by a Bengal ... Earned first career win on Oct. 4 vs. Jacksonville, passing for an even 300 yards while completing 69.4 of his passes, with one TD and one INT ... Notched season-highs in passing yards (406) and passer rating (112.5) on Oct. 25 vs. Cleveland, while accounting for four total TDs (three passing, one

rushing); it was just the sixth 400-yard passing game by a rookie in NFL history, and made him the first player in league history (of any experience) to record 400 passing yards, three passing TDs and one rushing TD in a game ... Game vs. Cleveland also was first in Bengals history in which six different players recorded at least 50 receiving yards ... Posted 106.7 rating and two TDs in Nov. 1 upset win vs. Tennessee, despite weather conditions that saw 35 MPH wind gusts throughout the contest ... Prior to injury on Nov. 22 at Washington (early in third quarter), had completed 22 of 34 attempts for 203 yards and a TD.

College: Spent final two seasons (2018-19) at Louisiana State, after beginning career at Ohio State ('15-17; redshirt season in '15) ... As senior at LSU in 2019, compiled what many called the best single season by a QB in college football history after he re-wrote LSU/SEC/NCAA record books, won the Heisman Trophy by the largest margin in the award's 85-year history, and led team to 15-0 record and National Championship ... Set single-season school records for attempts (527), completions (402), completion percentage (76.3 [second in NCAA FBS history]), passing yards (5671 [SEC record]), passing yards per game (378.1), passing TDs (60 [NCAA FBS record]), consecutive passes without an INT (187), 300-yard passing games (13), 400-yard passing games (four), and rushing TDs by a QB (seven [tied]) ... Also holds NCAA FBS record for TD passes in a half, with seven (set in CFB semifinal vs. Oklahoma) ... Team captain both seasons at LSU ... LSU career totals were 621 completions, 906 attempts (68.5 percent), 8565 passing yards, 76 TDs and 11 INTs ... Ohio State career totals were 10 games played (all as a reserve), 29 completions, 39 attempts, 287 passing yards and two TDs ... Graduated from OSU in spring of 2018, then transferred to LSU and was eligible to play immediately.

Personal: Hometown is Athens, Ohio ... Attended Athens High School ... Named Mr. Ohio Football as a senior in 2014, after passing for nearly 4500 yards, with 63 TDs and only two INTs while leading team to state runner-up finish ... Passed for 11,400 yards and 157 TDs in high school career, and added 2000 yards and 27 more TDs on the ground ... Led Athens to three straight playoff appearances (2012-14) and seven playoff wins, which were the first playoff wins in the school's history ... Also a standout point guard on the basketball team, and earned first-team all state honors as a senior ... His father, Jimmy, and two older brothers, Jamie and Dan, all played college football at Nebraska ... Jimmy Burrow was a college football assistant coach for Iowa State, Nebraska, North Dakota State and most recently Ohio University (defensive coordinator, 2005-18) ... Standout in classroom at both Ohio State and LSU — 2016 Academic All-Big 10 at Ohio State, and graduated from OSU in three years (Spring 2018) with a bachelor's degree in consumer and family financial services; also named to SEC's Honor Roll in both seasons at LSU, and earned master's degree in liberal arts in December 2019 ... While at Ohio State, interned at Goldman Sachs in New York City in 2016 alongside Buckeye and Bengal teammate Sam Hubbard.

JOE BURROW'S STATISTICS

			PASSING											
YEAR	TEAM	G-S	ATT	CMP	CMP%	YDS	YDS/ATT	TD	TD%	INT	INT%	LG	SKD-YDS	RAT
2020	Cincinnati	10-10	404	264	65.3	2688	6.65	13	3.2	5	1.2	67	32-231	89.8
CAREER		10-10	404	264	65.3	2688	6.65	13	3.2	5	1.2	67	32-231	89.8

		RUSHING					RECEIVING					SCORING					
YEAR	TEAM	ATT	YDS	AVG	LG	TD	NO	YDS	AVG	LG	TD	TD	TD-R	TD-P	TD-Rt	2-PtC	PTS
2020	Cincinnati	37	142	3.8	23t	3	—	—	—	—	—	3	3	0	0	0	18
CAREER		37	142	3.8	23t	3	—	—	—	—	—	3	3	0	0	0	18

PASSING SINGLE-GAME HIGHS: ATTEMPTS—61 (9-17-20 at Cleveland). COMPLETIONS—37 (9-17-20 at Cleveland). YARDS—406 (10-25-20 vs. Cleveland). TOUCHDOWNS—3 (two times; most recently on 10-25-20 vs. Cleveland). INTERCEPTIONS—1 (five times; most recently on 10-25-20 vs. Cleveland). LONG—67 (10-18-20 at Indianapolis). RATING (minimum 14 attempts)—112.5 (10-25-20 vs. Cleveland).

RUSHING SINGLE-GAME HIGHS: ATTEMPTS—8 (9-13-20 vs. L.A. Chargers). YARDS—46 (9-13-20 vs. L.A. Chargers). LONG—23t (9-13-20 vs. L.A. Chargers). TOUCHDOWNS—1 (three times; most recently 10-25-20 vs. Cleveland).

2020 GAME-BY-GAME

DATE	OPPONENT	PASSING								RUSHING				
		ATT	CMP	YDS	SKD-YDS	TD	LG	INT	RAT	ATT	YDS	AVG	LG	TD
9-13	L.A. CHARGERS	36	23	193	3-20	0	19	1	66.1	8	46	5.8	23t	1
9-17	at Cleveland	61	37	316	3-31	3	23t	0	96.6	7	19	2.7	7	0
9-27	at Philadelphia	44	31	312	8-56	2	42	0	105.5	1	-1	-1.0	-1	0
10-4	JACKSONVILLE	36	25	300	1-0	1	30	1	92.4	4	11	2.8	11	0
10-11	at Baltimore	30	19	183	7-48	0	26	1	66.4	3	10	3.3	6	0
10-18	at Indianapolis	39	25	313	2-13	0	67	1	78.3	3	2	0.7	2t	1
10-25	CLEVELAND	47	35	406	4-35	3	29	1	112.5	6	34	5.7	12	1
11-1	TENNESSEE	37	26	249	0-0	2	24	0	106.7	3	9	3.0	7	0
11-8	— BYE —													
11-15	at Pittsburgh	40	21	213	4-28	1	54	0	76.4	0	0	—	—	0
11-22	at Washington	34	22	203	0-0	1	25	0	90.7	2	12	6.0	10	0
11-29	N.Y. GIANTS				RESERVE / INJURED									
12-6	at Miami				RESERVE / INJURED									
12-13	DALLAS				RESERVE / INJURED									
12-21	PITTSBURGH				RESERVE / INJURED									
12-27	at Houston				RESERVE / INJURED									
1-3	BALTIMORE				RESERVE / INJURED									
TOTALS		404	264	2688	32-231	13	67	5	89.8	37	142	3.8	23t	3



CARMAN, JACKSON

G #79

Height: 6-5
Weight: 322
College: Clemson
Experience: Rookie in 2021

2020 games-starts: 0-0
Career games-starts: 0-0
Born: 1-22-00
Hometown: Fairfield, Ohio
Acquired: D2'21

Greater Cincinnati native (Fairfield, Ohio) and 2021 second-round draft pick joins his hometown Bengals ... Played three seasons (2018-20) at Clemson and served as the Tigers' LOT, however the Bengals list him at G ... Played in 40 career games (27 starts) at Clemson, and in each of his three seasons helped the Tigers to ACC titles and berths in the college football playoff ... Rotational offensive lineman as a freshman, before settling in as No. 1 LOT in final two seasons ... Counts former Bengals OT Willie Anderson as one of his mentors, and worked out with both Anderson and former Bengals offensive line coach Paul Alexander prior to the draft.

Career transactions: Selected by Cincinnati in second round of 2021 NFL Draft (46th overall) ... Signed with Bengals on 5-18-21.

Head coach Zac Taylor says: "He's done it for a long time at a very high level. He has great athleticism. He's got great experience. He's shown he can do it against really good competition. You can turn on the tape and see him do it against a bunch of guys that went in the first round of the draft the last few years. He held his own, and we certainly feel like there's a lot of upside. He'll come in and compete at guard for us. He played a lot of tackle at Clemson. We feel good about the position flexibility there, but he'll come in and compete at guard right away."

College highlights: Played three seasons (2018-20) at Clemson ... Played in 40 career games (27 starts) ... Began career as a reserve, before serving as starting LOT for final two seasons ... In three seasons, helped Clemson to three ACC titles and three berths in the College Football Playoff,

including national championship in 2018 season ... As starting LOT, he protected the blind side of Clemson QB and No. 1 overall pick Trevor Lawrence ... Opted to forgo his final year of eligibility to enter the 2021 NFL Draft. **2020**—Started all 12 games at LOT, seeing action on 793 snaps ... Second team All-ACC (AP) ... Helped RB Travis Etienne average 5.4 yards per carry, while also aiding a pass-blocking effort that allowed just 20 sacks in 12 games. **2019**—Started all 15 games at LOT, and played 798 snaps for national runner-up Tigers ... Helped Clemson finish fourth in the nation in points per game (43.9) and fifth in total offense (school-record 528.7 yards per game) ... Third-team All-ACC (coaches) ... Made first career start on Aug. 29 vs. Georgia Tech, and helped Clemson to its most rushing yards (411) in a season-opener since 1957. **2018**—Played in 13 games as a true freshman for national champion Tigers ... Played 209 snaps, seeing time as a reserve lineman ... Made college debut in season-opener, Sept. 1 vs. Furman, and played 18 snaps as a reserve ... Played four snaps in National Championship win over Alabama ... Enrolled at Clemson in January 2018.

High School: Attended Fairfield (Ohio) High School, roughly 30 minutes north of Cincinnati ... Finalist for the 2017 Anthony Munoz Lineman of the Year award, given annually to the top prep lineman (offensive or defensive) in the country ... Played in 2018 Army All-American Game.

Personal: Hometown is Fairfield, Ohio (30 minutes outside Cincinnati) ... Counts former Bengals OT Willie Anderson as one of his mentors, and worked out with both Anderson and former Bengals offensive line coach Paul Alexander prior to the draft ... Sociology major at Clemson.



CHASE, JA'MARR

WR #1

Height: 6-0
Weight: 201
College: Louisiana State
Experience: Rookie in 2021

2020 games-starts: 0-0
Career games-starts: 0-0
Born: 3-1-00
Hometown: Metairie, La.
Acquired: D1'21

A record-setting college wideout known for his speed, strength and playmaking ability, Chase joined the Bengals as a first-round draft pick in April and now reunites with his college QB, Joe Burrow ... Teamed with Burrow to help lead LSU to undefeated 2019 season and national championship ... Played two years (2018-19) at LSU, then chose to opt out of '20 season due to COVID-19 ... After a modest freshman campaign in 2018, he posted a breakout year in '19 and set single-season SEC records for receiving yards (1780) and TDs (20) ... Unanimous All-American selection in 2019, and won the prestigious Biletnikoff Award as college football's top receiver ... Totaled nine career 100-yard receiving games ... Will be the first player in Bengals history to wear uniform No. 1.

Career transactions: Selected by Cincinnati in first round of 2021 NFL Draft (fifth overall) ... Signed with Bengals on 6-2-21.


Head coach Zac Taylor says: "He's one of the best receivers I've evaluated in the draft. You can see the chemistry that he and Joe (Bengals QB Joe Burrow) had together in that 2019 season. He comes in and makes a difference. He adds to a great receiver room that we already have and gives us one more great playmaker. Adding a guy like Ja'Marr when we already have TB (Tyler Boyd) and Tee Higgins, you're able to put pressure on the defense."

College highlights: Played two seasons (2018-19) at Louisiana State ... Did not play in '20 after opting out due to COVID-19 ... Played in 27 career games (21 starts), and caught 98 passes for 2093 yards and 23 TDs. **2020**—Took part in offseason practices but did not play during season after opting out in August due to COVID-19. **2019**—Started 14 games, and helped lead LSU to undefeated season and national championship ... Was No. 1 target

for current Bengals and former LSU QB Joe Burrow ... Caught 84 passes for 1780 yards (second in nation) and 20 TDs (led nation); receiving yardage and TD totals were both single-season SEC records ... Averaged 21.2 yards per catch, and posted nine 100-yard receiving games, including three 200-yard games ... Won Biletnikoff Award as college football's top receiver ... Had nine catches for 221 yards and two TDs in national title game vs. Clemson ... Posted career-highs in catches (10), receiving yards (229) and receiving TDs (four) at Vanderbilt ... Caught six passes for 140 yards and a TD at Alabama ... Caught seven passes for 197 yards and two TDs vs. Texas A&M ... Had six catches for 144 yards and two TDs vs. Arkansas ... Caught eight passes for 227 yards and three TDs at Ole Miss, en route to SEC Offensive Player of the Week honors ... In win vs. Florida, caught seven passes for 127 yards and two TDs, including 54-yarder with 5:43 remaining to seal a victory. **2018**—Played in all 13 games (seven starts) as a true freshman ... Caught 23 passes for 313 yards and three TDs ... Had his best game in Fiesta Bowl in over UCF with six catches for 93 yards and a TD ... First career TD was a nine-yarder from Burrow against Southeastern Louisiana in Week 2.

High School: Attended Archbishop Rummel High School in Metairie, La., where he caught 115 career passes for 2152 yards and 30 TDs ... As a senior, hauled in 61 catches for 1011 yards and 15 TDs while helping team to state quarterfinals ... Played in 2018 Under Armour All-American Game ... Also participated in track and field, and won Louisiana 5A state title in the long jump as a junior.

Personal: Hometown is Metairie, La. (outside New Orleans) ... First-ever Bengals draft pick born in the 21st century (March 1, 2000) ... Will be first player in Bengals history to wear uniform No. 1 ... Sport Administration major at LSU.



CHRISMAN, DRUE

P #4

Height: 6-3

Weight: 209

College: Ohio State

Experience: Rookie player in 2021

2020 games-starts: 0-0

Career games-starts: 0-0

Born: 6-30-97

Hometown: Lawrenceburg, Ind.

Acquired: CFA'21

A native of Lawrenceburg, Ind., about 35 minutes from Paul Brown Stadium, Chrisman joined the Bengals in May as a college free agent and now looks to carve out a roster spot ... Played collegiately at Ohio State, where he served as the team's primary punter for four seasons (2017-20) ... His 44.0 career average on punts at OSU was the fourth-best mark in school history ... Attended Cincinnati's La Salle High School, where he was a punter and placekicker, and helped his team to Division II state titles in his junior and senior seasons (2014 and '15).

Career transactions: Signed with Cincinnati as college free agent on 5-14-21.

College highlights: Spent five years (2016-20) at Ohio State, with a redshirt season in '16 ... Served as Buckeyes' primary punter in each of his four seasons of action (2017-20) ... Averaged 44.0 yards (fourth in school history) on 185 career punts, with 83 inside-20s ... Dropped 44.9 percent of his career punts inside the 20-yard line ... Academic All-Big Ten honoree and OSU Scholar Athlete in each of his four seasons. **2020**—Played in seven of eight possible games for national runner-up Buckeyes ... Averaged career-best 45.0 yards on 27 punts, with 11 inside-20s. **2019**—Played in all 14 games for Buckeye team that reached the College Football Playoff ... Averaged 44.3 yards on 46 punts,

with 18 inside-20s. **2018**—Played in all 14 games, and averaged 43.2 yards on career-high 61 punts, with 29 inside-20s ... Helped OSU to 41.6-yard net average on punts, sixth-best in the country ... Semifinalist for Ray Guy Award (college football's top punter). **2017**—Played in all 13 games, and averaged 44.2 yards on 51 punts, with 25 inside-20s ... Semifinalist for Ray Guy Award (college football's top punter). **2016**—Did not play (redshirt).

High School: Attended La Salle High School in Cincinnati ... Served as the Lancers' punter and placekicker, and helped team to back-to-back Division II state championships as a junior and senior (2014 and '15) ... Played in 2016 Army All-American Game ... First-team all-state (AP) as a senior.

Personal: Hometown is Lawrenceburg, Ind. (outside Cincinnati) ... Made headlines at Ohio State's 2019 spring game, when he proposed to his then-girlfriend (now wife), Avery, at halftime in front of the entire stadium; the proposal was part of a staged FG kicking contest, in which Avery kicked, and he popped the question on one knee while serving as the "holder" ... Gained attention on social media during college career with "bottle-flip" videos of himself, in which he flips over slightly filled bottles of water in different situations and gets them to stand upright ... Graduated from Ohio State with degree in consumer and family financial services.



DANIELS, MIKE

DT #76

Height: 6-0
Weight: 310
College: Iowa
Experience: 10th-year player in 2021

2020 games-starts: 11-11
Career games-starts: 122-85
Born: 5-5-89
Hometown: Stratford, N.J.
Acquired: FA'20

A veteran interior defensive lineman with power and pass-rushing ability, Daniels joined the Bengals as a free agent during 2020 training camp ... Played and started 11 games in 2020, and totaled 17 tackles ... Missed time with groin, elbow and COVID-19 issues in 2020, but when healthy proved to be a stout force and valuable veteran presence along the line ... Saw increased action at NT last season after starter D.J. Reader suffered season-ending injury in Game 5 ... Originally a fourth-round pick of Green Bay in 2012, and spent his first seven seasons ('12-18) with the Packers before joining Detroit for one year ('19) ... Earned Pro Bowl nod in 2017 with Green Bay.

Career transactions: Selected by Green Bay in fourth round of 2012 NFL Draft (132nd overall) ... Signed with Packers on 5-11-12 ... Signed contract extension with Packers on 12-14-15 ... Contract terminated by Packers on 7-24-19 ... Signed with Detroit as free agent on 7-27-19 ... Lions contract expired on 3-18-20; became unrestricted free agent ... Not asked to re-sign; became free agent on 4-27-20 ... Signed with Cincinnati as free agent on 8-12-20 ... Bengals contract expired on 3-17-21; became unrestricted free agent ... Re-signed with Bengals as unrestricted free agent on 3-31-21.

2020 highlights: Signed with Cincinnati as a free agent on Aug. 12, and went on to play and start 11 games for Bengals ... Totaled 17 tackles ... Made two starts at DT (Games 1, 3) and then nine starts at NT (Games 7-15) after starting NT D.J. Reader suffered a season-ending injury in Game 5 ... Inactive (groin) for Game 2, spent Games 4-6 on Reserve/Injured (elbow), and was on Reserve/COVID-19 for season finale vs. Baltimore ... Made two tackles in Bengals debut on Sept. 13 vs. L.A. Chargers ... Posted season-high five tackles on Nov. 29 vs. N.Y. Giants.

Previous seasons: **2012**—Played in 14 games (no starts) as a rookie for Green Bay, despite missing most of offseason program while recovering from shoulder surgery ... Recorded 12 tackles, two sacks, a PD and two FRs (one returned for a TD) ... Made NFL debut on Sept. 13 vs. Chicago, appearing on 14 plays and recording a sack of Bears QB Jay Cutler ... Made first career FR on Nov. 18 at Detroit, falling on a ball that was slapped from the grip of Lions QB Matthew Stafford ... Recovered another Stafford fumble on Dec. 9 vs. Detroit, and this time he returned it 43 yards for a TD. It was the longest FR return for a TD by a rookie in Packers history, and he was the first Packers DL to score on a fumble return since 1941 ... Played in both of Packers' postseason contests, and totaled three tackles. **2013**—Played in all 16 games (one start) for the Packers ... Recorded 23 tackles and career-high 6.5 sacks ... First sack of season came on Sept. 22 at Cincinnati, when he dropped Andy Dalton for a three-yard loss ... Posted two sacks on Oct. 27 at Minnesota, taking down Christian Ponder on both occasions ... Started Packers' only postseason game, and recorded five tackles and a sack of 49ers QB Colin Kaepernick. **2014**—Started all 16 games for the Packers, and recorded 41 tackles and 5.5 sacks ... Contributed to a run defense that allowed 86.4 yards per game over the final

eight contests, No. 5 in the NFL over that span, and 3.6 yards per carry, No. 6 in the league over that span ... Had 1.5 sacks on Oct. 2 vs. Minnesota, taking down Christian Ponder on both occasions ... Late in the fourth quarter on Nov. 30 vs. New England, with the Packers leading by five points, took down QB Tom Brady for a nine-yard sack that forced Patriots to settle for a FG ... Started both of the Packers' postseason games, and recorded six tackles and a half sack of Dallas QB Tony Romo. **2015**—Started all 16 games for the Packers ... Recorded 49 tackles, four sacks, two PDs, an INT and a FF ... Recorded 1.5 sacks of Alex Smith on Sept. 28 vs. Kansas City, including a sack/fumble (Chiefs recovered) ... Posted first career INT on Dec. 27 at Arizona, when he stepped back to pick off a Carson Palmer Screen pass ... Started both of the Packers' postseason games, and recorded three tackles and a sack of Cardinals QB Carson Palmer. **2016**—Started all 16 games for the Packers ... Recorded 33 tackles, four sacks, a PD and a FR ... Helped defense rank eighth in the NFL in rushing yards allowed per game (94.7) ... Recorded a sack of Sam Bradford on Dec. 24 vs. Minnesota, and later recovered a fumble that set up a Packers TD ... Started all three of the Packers' playoff games, and recorded 10 tackles. **2017**—Played and started 14 games for the Packers ... Totaled 49 tackles, five sacks and a PD, and was selected to first career Pro Bowl ... Inactive due to hip injury on Sept. 24 vs. Bengals, marking first career game he missed due to injury and snapping streak of 77 consecutive games played ... Named Packers' nominee for Ed Block Courage Award. **2018**—Played in 10 games (nine starts) for the Packers ... Totaled 18 tackles, two sacks and a PD ... Recorded a 10-yard sack Tom Brady on a third down Nov. 4 at New England, forcing a Patriots punt ... Missed final six games with a foot injury. **2019**—Released by Green Bay in July and then signed as a free agent with Detroit ... Played in nine games (two starts) for the Lions ... Totaled 10 tackles and a sack ... Limited by a foot injury, which landed him on Reserve/Injured for the final two games.

College: Spent five seasons (2007-11) at Iowa, with a redshirt year in '07 ... Appeared in 47 career games (21 starts), and totaled 123 tackles, including 27 for losses and 15.5 sacks ... Played in four bowl games, and helped Hawkeyes to wins in three of them ... Team captain as a senior in 2011, and posted nine sacks en route to second-team All-Big Ten honors (coaches).

Personal: Hometown is Stratford, N.J. (outside Philadelphia) ... Attended Highland Regional High School in Blackwood, N.J., where he played both DL and RB ... First-team all-conference as a senior in 2006, after recording 12 sacks on defense and rushing for 1029 yards and 12 TDs on offense ... Also lettered four years in track and field, and three years in wrestling ... His father, Mike Sr., played baseball at Rutgers-Camden University, and his brother, Sean, played LB at Temple and spent time in the Arena Football League ... Participated in the NFL Personal Finance Camp during 2016 offseason ... Has hosted the Mike Daniels Youth Football Camp during NFL off-seasons in both Wisconsin and New Jersey ... Sociology major at Iowa.

MIKE DANIELS' STATISTICS

			DEFENSE							INTERCEPTIONS					SCORING				
YEAR	TEAM	G-S	ST	AT	TT	SKS-YDS	PD	FF	FR-YDS	NO	YDS	AVG	LG	TD	TD	TD-IntRt	TD-FRRt	S	PTS
2012	Green Bay	14-0	12	0	12	2-11	1	0	2-43	0	0	—	—	0	1	0	1	0	6
2013	Green Bay	16-1	17	6	23	6.5-43.5	0	0	0-0	0	0	—	—	0	0	0	0	0	0
2014	Green Bay	16-16	29	12	41	5.5-45.5	0	0	0-0	0	0	—	—	0	0	0	0	0	0
2015	Green Bay	16-16	27	22	49	4-21.5	2	1	0-0	1	6	6.0	6	0	0	0	0	0	0
2016	Green Bay	16-16	25	8	33	4-41	1	0	1-0	0	0	—	—	0	0	0	0	0	0
2017	Green Bay	14-14	34	15	49	5-42	0	1	0-0	0	0	—	—	0	0	0	0	0	0
2018	Green Bay	10-9	10	8	18	2-10	1	0	0-0	0	0	—	—	0	0	0	0	0	0
2019	Detroit	9-2	6	4	10	1-3	0	0	0-0	0	0	—	—	0	—	—	—	—	—
2020	Cincinnati	11-11	7	10	17	0-0	0	0	0-0	0	0	—	—	0	—	—	—	—	—
G.B. TOTALS		102-72	154	71	225	29-214.5	5	2	3-43	1	6	6.0	6	0	1	0	1	0	6
DET. TOTALS		9-2	6	4	10	1-3	0	0	0-0	0	0	—	—	0	0	0	0	0	0
CIN. TOTALS		11-11	7	10	17	0-0	0	0	0-0	0	0	—	—	0	0	0	0	0	0
CAREER		122-85	167	85	252	30-217.5	5	2	3-43	1	6	6.0	6	0	1	0	1	0	6

POSTSEASON																			
			DEFENSE							INTERCEPTIONS					SCORING				
YEAR	TEAM	G-S	ST	AT	TT	SKS-YDS	PD	FF	FR-YDS	NO	YDS	AVG	LG	TD	TD	TD-IntRt	TD-FRRt	S	PTS
2012	Green Bay	2-0	2	1	3	0-0	0	0	0-0	—	—	—	—	—	—	—	—	—	—
2013	Green Bay	1-1	3	2	5	1-5	0	0	0-0	—	—	—	—	—	—	—	—	—	—
2014	Green Bay	2-2	1	5	6	0.5-1.5	0	0	0-0	—	—	—	—	—	—	—	—	—	—
2015	Green Bay	2-2	2	1	3	1-8	0	0	0-0	—	—	—	—	—	—	—	—	—	—
2016	Green Bay	3-3	9	1	10	0-0	0	0	0-0	—	—	—	—	—	—	—	—	—	—
CAREER		10-8	17	10	27	2.5-14.5	0	0	0-0	—	—	—	—	—	—	—	—	—	—

2020 GAME-BY-GAME															
		DEFENSE									INTERCEPTIONS				
DATE	OPPONENT	ST	AT	TT	SKS-YDS	INT-YDS	PD	FF	FR-YDS	NO	YDS	AVG	LG	TD	
9-13	L.A. CHARGERS	1	1	2	0-0	0-0	0	0	0-0	—	—	—	—	—	
9-17	at Cleveland				INACTIVE						INACTIVE				
9-27	at Philadelphia	0	0	0	0-0	0-0	0	0	0-0	—	—	—	—	—	
10-4	JACKSONVILLE				RESERVE / INJURED						RESERVE / INJURED				
10-11	at Baltimore				RESERVE / INJURED						RESERVE / INJURED				
10-18	at Indianapolis				RESERVE / INJURED						RESERVE / INJURED				
10-25	CLEVELAND	0	1	1	0-0	0-0	0	0	0-0	—	—	—	—	—	
11-1	TENNESSEE	1	0	1	0-0	0-0	0	0	0-0	—	—	—	—	—	
11-8	— BYE —														
11-15	at Pittsburgh	0	0	0	0-0	0-0	0	0	0-0	—	—	—	—	—	
11-22	at Washington	0	1	1	0-0	0-0	0	0	0-0	—	—	—	—	—	
11-29	N.Y. GIANTS	2	3	5	0-0	0-0	0	0	0-0	—	—	—	—	—	
12-6	at Miami	0	1	1	0-0	0-0	0	0	0-0	—	—	—	—	—	
12-13	DALLAS	2	1	3	0-0	0-0	0	0	0-0	—	—	—	—	—	
12-21	PITTSBURGH	1	1	2	0-0	0-0	0	0	0-0	—	—	—	—	—	
12-27	at Houston	0	1	1	0-0	0-0	0	0	0-0	—	—	—	—	—	
1-3	BALTIMORE				RESERVE / COVID-19						RESERVE / COVID-19				
TOTALS		7	10	17	0-0	0-0	0	0	0-0	—	—	—	—		



DAVIS, JALEN

CB #37

Height: 5-10
Weight: 185
College: Utah State
Experience: 2nd-year player in 2021

2020 games-starts: 6-0 (0-0 Ariz., 6-0 Cin.)
Career games-starts: 11-0
Born: 2-2-96
Hometown: La Mesa, Calif.
Acquired: FA'20

Davis joined the Bengals' practice squad midway through the 2020 season, and ended up playing in six games as a rotational DB ... Saw action on 72 defensive snaps and had four tackles ... Thrust into regular action early in Bengals tenure, when he played 70 percent of the team's defensive snaps and logged three tackles on Nov. 15 at Pittsburgh, as Cincinnati was down multiple DBs due to injuries and COVID-19 ... Originally a college free agent signer of the Miami Dolphins in 2018, then later spent time with the Arizona Cardinals.

Career transactions: Signed with Miami as college free agent on 5-11-18 ... Waived by Dolphins on 9-1-18 ... Signed to Dolphins practice squad on 9-2-18 ... Signed to Dolphins roster on 12-8-18 ... Waived by Dolphins on 8-31-19 ... Signed to Arizona practice squad on 9-3-19 ... Signed to Cardinals roster on 12-7-19 ... Waived by Cardinals on 8-31-20 ... Signed to Cardinals practice squad on 9-16-20 ... Released from Cardinals practice squad on 10-20-20 ... Signed to Cincinnati practice squad on 10-27-20 ... Signed to Bengals roster on 11-28-20 ... Signed contract extension with Bengals on 3-3-21.

2020 highlights: Played in six games (Games 9-13 and 16) for Cincinnati, and had four tackles ... Spent time on Arizona's practice squad early in season (did not see game action), before being released and signing to Cincinnati's practice squad on Oct. 27 ... Played for Cincinnati as a standard elevation in Games 9-10, and was also designated practice squad protected player for Game 10 ... Active DNP for Games 14-15 ... Made Bengals debut on Nov. 15 at Pittsburgh, and played 70 percent of team's snaps as secondary was missing multiple players due to injuries and COVID-19; Totaled three tackles against Steelers.

Previous seasons: 2018—Played in three games as a rookie for Miami ... Totaled six tackles, a sack and a FF ... Spent first 12 games on Dolphins' practice squad, before moving to roster and playing in three of final four contests ... Active/DNP Dec. 16 at Minnesota ... Made NFL debut on Dec. 9 vs. New England (no statistics) ... On Dec. 23 vs. Jacksonville, recorded a third-down sack of Cody Kessler and a FF on WR Rashad Greene in the fourth quarter. **2019**—Played in two games for Arizona ... Waived by Dolphins at final cuts, and signed Sept. 3 to Cardinals' practice squad, where he spent the first 13 games ... Promoted to active roster on Dec. 7, then was inactive for Games 13-14 ... Played as a reserve in final two contests.

College: Played four seasons (2014-17) at Utah State ... Started 49 career games, and totaled 181 tackles, eight sacks, 11 INTs, school-record 48 PDs and four FFs.

Personal: Hometown is La. Mesa, Calif. ... Attended Helix High School, where he played WR and DB ... As a senior in 2013, he caught 48 passes for 649 yards and four TDs, and added four punt return TDs and two kickoff return TDs, while also earning league defensive player of the year honors ... Helped team to state title as a sophomore in 2011 ... Also competed in track and field ... Sociology major at Utah State.

NOTE ABOUT NFL EXPERIENCE: Davis did not earn an accrued year of experience toward NFL free agency in 2018 or '19 because he was not on a 53-player roster, a Reserve/Injured list or a Reserve/Physically Unable to Perform list for the required minimum of six games.

JALEN DAVIS' STATISTICS

YEAR	TEAM	G-S	DEFENSE							INTERCEPTIONS					SCORING				
			ST	AT	TT	SKS-YDS	PD	FF	FR-YDS	NO	YDS	AVG	LG	TD	TD	TD-IntRt	TD-FRRt	S	PTS
2018	Miami	3-0	5	1	6	1-5	0	1	0-0	—	—	—	—	—	—	—	—	—	—
2019	Arizona	2-0	0	0	0	0-0	0	0	0-0	—	—	—	—	—	—	—	—	—	—
2020	Arizona	0-0	DID NOT PLAY*							DID NOT PLAY*					DID NOT PLAY*				
	Cincinnati	6-0	3	1	4	0-0	0	0	0-0	—	—	—	—	—	—	—	—	—	—
MIA. TOTALS		3-0	5	1	6	1-5	0	1	0-0	—	—	—	—	—	—	—	—	—	—
ARIZ. TOTALS		2-0	0	0	0	0-0	0	0	0-0	—	—	—	—	—	—	—	—	—	—
CIN. TOTALS		6-0	3	1	4	0-0	0	0	0-0	—	—	—	—	—	—	—	—	—	—
CAREER		11-0	8	2	10	1-5	0	1	0-0	—	—	—	—	—	—	—	—	—	—

* NOTE: Davis was on the practice squad for five regular-season games with Arizona in 2020.

2020 GAME-BY-GAME

		DEFENSE								INTERCEPTIONS				
DATE	OPPONENT	ST	AT	TT	SKS-YDS	INT-YDS	PD	FF	FR-YDS	NO	YDS	AVG	LG	TD
Arizona														
9-13	at San Francisco	NOT WITH AN NFL TEAM								NOT WITH AN NFL TEAM				
9-20	WASHINGTON	PRACTICE SQUAD								PRACTICE SQUAD				
9-27	DETROIT	PRACTICE SQUAD								PRACTICE SQUAD				
10-4	at Carolina	PRACTICE SQUAD								PRACTICE SQUAD				
10-11	at N.Y. Jets	PRACTICE SQUAD								PRACTICE SQUAD				
10-19	at Dallas	PRACTICE SQUAD								PRACTICE SQUAD				
10-25	SEATTLE	NOT WITH AN NFL TEAM								NOT WITH AN NFL TEAM				
Cincinnati														
11-1	TENNESSEE	PRACTICE SQUAD								PRACTICE SQUAD				
11-8	— BYE —													
11-15	at Pittsburgh	2	1	3	0-0	0-0	0	0	0-0	—	—	—	—	—
11-22	at Washington	0	0	0	0-0	0-0	0	0	0-0	—	—	—	—	—
11-29	N.Y. GIANTS	0	0	0	0-0	0-0	0	0	0-0	—	—	—	—	—
12-6	at Miami	0	0	0	0-0	0-0	0	0	0-0	—	—	—	—	—
12-13	DALLAS	0	0	0	0-0	0-0	0	0	0-0	—	—	—	—	—
12-21	PITTSBURGH	DID NOT PLAY								DID NOT PLAY				
12-27	at Houston	DID NOT PLAY								DID NOT PLAY				
1-3	BALTIMORE	1	0	1	0-0	0-0	0	0	0-0	—	—	—	—	—
ARIZ. TOTALS		0	0	0	0-0	0-0	0	0	0-0	—	—	—	—	—
CIN. TOTALS		3	1	4	0-0	0-0	0	0	0-0	—	—	—	—	—
2020 TOTALS		3	1	4	0-0	0-0	0	0	0-0	—	—	—	—	—



DAVIS-GAITHER, AKEEM

LB #59

Height: 6-2
Weight: 224
College: Appalachian State
Experience: 2nd-year player in 2021

2020 games-starts: 16-2
Career games-starts: 16-2
Born: 9-21-97
Hometown: Thomasville, N.C.
Acquired: D4'20

A 2020 Bengals fourth-round pick, Davis-Gaither enters his second season looking to expand his role after seeing time as a rotational LB as a rookie ... Played in all 16 games as a rookie, seeing action on 29.6 percent of defensive snaps, and totaled 26 tackles, a half sack, an INT and three PDs ... Also a valuable contributor on special teams, with five tackles ... In college at Appalachian State, posted 28 career tackles for losses, and eight sacks, 17 pass breakups, an INT, two FFs and a blocked FG ... Capped a productive college career in 2019 by being named the Sun Belt Conference Defensive Player of the Year ... Coached by the Bengals' staff at the 2020 Senior Bowl (South team) ... His father, Keith Gaither, is longtime assistant coach in the college ranks, and is currently the WRs coach at Army.

Career transactions: Selected by Cincinnati in fourth round of 2020 NFL Draft (107th overall) ... Signed with Bengals on 7-21-20.

2020 highlights: Played in all 16 games (two starts) for Bengals as a rookie ... Saw time mostly as a rotational linebacker, and played 29.6 percent of team's defensive snaps ... Totaled 26 tackles, a half sack, one INT and three PDs on defense, along with five tackles on special teams ... Both starts (Games 5 and 16) were as a third LB ... Made NFL debut in season opener on Sept. 13 vs. L.A. Chargers, and made three tackles ... Got into sack column for first time on Oct. 4 vs. Jacksonville, with a half sack of Gardner Minshew on a

third down that forced a Jaguars punt ... Made first career start on Oct. 11 at Baltimore, and recorded four tackles and a PD ... Logged season-high 10 tackles in season finale vs. Baltimore, and recorded first career INT when he hauled in a tipped pass from Lamar Jackson in the second quarter.

College: Spent five seasons (2015-19) at Appalachian State, with a redshirt year in '15 ... Played in 55 career games and totaled 258 tackles, including 28 for losses and eight sacks, with 17 pass breakups, one INT, two FFs and a blocked FG ... In his five college seasons, he helped App State to a 54-12 record, a 5-0 mark in bowl games and four straight conference titles ... Named Sun Belt Conference Defensive Player of the Year as a senior in 2019.

Personal: Hometown is Thomasville, N.C. (outside Greensboro) ... Attended Thomasville High School, where as a senior he totaled 115 tackles, including 33 for losses and five sacks, along with two FFs ... In addition to LB duties, he also played RB and posted eight rushing TDs over his final two seasons ... A multi-sport athlete, he earned three varsity letters in track and field, two in basketball and one in baseball ... Youngest of three siblings ... Father, Keith Gaither, is a longtime assistant coach in the college ranks, and is currently the WRs coach at Army ... First name is pronounced "AH-keem" and last name is pronounced "DAY-viss-GAY-thur."

AKEEM DAVIS-GAITHER'S STATISTICS

			DEFENSE							INTERCEPTIONS					SCORING						
YEAR	TEAM	G-S	ST	AT	TT	SKS-YDS	PD	FF	FR-YDS	NO	YDS	AVG	LG	TD	TD	TD-IntRt	TD-FRRt	S	PTS		
2020	Cincinnati	16-2	16	10	26	0.5-0	3	0	0-0	1	0	0.0	0	0	—	—	—	—	—		
CAREER		16-2	16	10	26	0.5-0	3	0	0-0	1	0	0.0	0	0	—	—	—	—	—		
		SPECIAL TEAMS								KICKOFF RETURNS					PUNT RETURNS						
YEAR	TEAM	ST	AT	TT	FF	FR-YDS	BP	BFG	BXP	NO	YDS	AVG	FC	LG	TD	NO	YDS	AVG	FC	LG	TD
2020	Cincinnati	4	1	5	0	0-0	0	0	0	—	—	—	—	—	—	—	—	—	—	—	—
CAREER		4	1	5	0	0-0	0	0	0	—	—	—	—	—	—	—	—	—	—	—	—

2020 GAME-BY-GAME

DATE	OPPONENT	DEFENSE									INTERCEPTIONS				
		ST	AT	TT	SKS-YDS	INT-YDS	PD	FF	FR-YDS		NO	YDS	AVG	LG	TD
9-13	L.A. CHARGERS	3	0	3	0-0	0-0	0	0	0-0		0	0	—	—	0
9-17	at Cleveland	0	0	0	0-0	0-0	0	0	0-0		0	0	—	—	0
9-27	at Philadelphia	1	1	2	0-0	0-0	0	0	0-0		0	0	—	—	0
10-4	JACKSONVILLE	1	1	2	0.5-0	0-0	0	0	0-0		0	0	—	—	0
10-11	at Baltimore	3	1	4	0-0	0-0	1	0	0-0		0	0	—	—	0
10-18	at Indianapolis	1	0	1	0-0	0-0	0	0	0-0		0	0	—	—	0
10-25	CLEVELAND	0	0	0	0-0	0-0	0	0	0-0		0	0	—	—	0
11-1	TENNESSEE	0	0	0	0-0	0-0	0	0	0-0		0	0	—	—	0
11-8	— BYE —														
11-15	at Pittsburgh	0	1	1	0-0	0-0	0	0	0-0		0	0	—	—	0
11-22	at Washington	0	0	0	0-0	0-0	0	0	0-0		0	0	—	—	0
11-29	N.Y. GIANTS	0	1	1	0-0	0-0	1	0	0-0		0	0	—	—	0
12-6	at Miami	1	0	1	0-0	0-0	0	0	0-0		0	0	—	—	0
12-13	DALLAS	0	1	1	0-0	0-0	0	0	0-0		0	0	—	—	0
12-21	PITTSBURGH	0	0	0	0-0	0-0	0	0	0-0		0	0	—	—	0
12-27	at Houston	0	0	0	0-0	0-0	0	0	0-0		0	0	—	—	0
1-3	BALTIMORE	6	4	10	0-0	1-0	1	0	0-0		1	0	0.0	0	0
TOTALS		16	10	26	0.5-0	1-0	3	0	0-0		1	0	0.0	0	0

DATE	OPPONENT	SPECIAL TEAMS								KICKOFF RETURNS							PUNT RETURNS						
		ST	AT	TT	FF	FR-YDS	BP	BFG	BXP	NO	YDS	AVG	FC	LG	TD		NO	YDS	AVG	FC	LG	TD	
9-13	L.A. CHARGERS	0	0	0	0	0-0	0	0	0	—	—	—	—	—	—		—	—	—	—	—	—	
9-17	at Cleveland	0	0	0	0	0-0	0	0	0	—	—	—	—	—	—		—	—	—	—	—	—	
9-27	at Philadelphia	0	0	0	0	0-0	0	0	0	—	—	—	—	—	—		—	—	—	—	—	—	
10-4	JACKSONVILLE	0	0	0	0	0-0	0	0	0	—	—	—	—	—	—		—	—	—	—	—	—	
10-11	at Baltimore	0	0	0	0	0-0	0	0	0	—	—	—	—	—	—		—	—	—	—	—	—	
10-18	at Indianapolis	0	0	0	0	0-0	0	0	0	—	—	—	—	—	—		—	—	—	—	—	—	
10-25	CLEVELAND	0	0	0	0	0-0	0	0	0	—	—	—	—	—	—		—	—	—	—	—	—	
11-1	TENNESSEE	0	0	0	0	0-0	0	0	0	—	—	—	—	—	—		—	—	—	—	—	—	
11-8	— BYE —																						
11-15	at Pittsburgh	1	1	2	0	0-0	0	0	0	—	—	—	—	—	—		—	—	—	—	—	—	
11-22	at Washington	1	0	1	0	0-0	0	0	0	—	—	—	—	—	—		—	—	—	—	—	—	
11-29	N.Y. GIANTS	1	0	1	0	0-0	0	0	0	—	—	—	—	—	—		—	—	—	—	—	—	
12-6	at Miami	0	0	0	0	0-0	0	0	0	—	—	—	—	—	—		—	—	—	—	—	—	
12-13	DALLAS	0	0	0	0	0-0	0	0	0	—	—	—	—	—	—		—	—	—	—	—	—	
12-21	PITTSBURGH	1	0	1	0	0-0	0	0	0	—	—	—	—	—	—		—	—	—	—	—	—	
12-27	at Houston	0	0	0	0	0-0	0	0	0	—	—	—	—	—	—		—	—	—	—	—	—	
1-3	BALTIMORE	0	0	0	0	0-0	0	0	0	—	—	—	—	—	—		—	—	—	—	—	—	
TOTALS		4	1	5	0	0-0	0	0	0	—	—	—	—	—	—		—	—	—	—	—	—	



DUNGEY, ERIC

QB #5

Height: 6-3
Weight: 226
College: Syracuse
Experience: 1st-year player in 2021

2020 games-starts: 0-0
Career games-starts: 0-0
Born: 6-12-96
Hometown: Lake Oswego, Ore.
Acquired: FA'21

A first-year player out of Syracuse University, Dungey signed with the Bengals as a free agent in May after participating in the team's rookie minicamp as a tryout player ... Originally a college free agent signee of the N.Y. Giants in 2019, but spent most of the '19 regular season on Cleveland's practice squad ... Listed by the Giants as QB/TE, however the Bengals list him at QB ... Was not with an NFL team in 2020 ... Played four seasons (2015-18) at Syracuse, and completed 786 of 1279 passes (61.5 percent) for 9340 yards, 58 TDs and 30 INTs; also ran for 1993 yards and 35 TDs on 543 carries.

Career transactions: Signed with N.Y. Giants as college free agent on 5-3-19 ... Waived by Giants on 7-24-19 ... Signed to Cleveland practice squad on 10-11-19 ... Released from Browns practice squad on 12-19-19 ... Signed with Cincinnati as free agent on 5-14-21.

2020 highlights: Did not play ... Was not with an NFL team during the season.

Previous seasons: 2019—College free agent signee of N.Y. Giants was waived just prior to training camp, then joined Cleveland's practice squad during season ... Listed by Giants as QB/TE, but listed as a QB with Cleveland.

College: Spent four seasons (2015-18) at Syracuse ... Completed 786 of 1279 passes (61.5 percent) for 9340 yards, 58 TDs and 30 INTs ... Also ran for 1993 yards and 35 TDs on 543 carries ... Finished his career as 1 of 5 ACC quarterbacks with 11,000+ career yards of total offense and 90+ TDs ... Team captain as a junior and senior.

Personal: Hometown is Lake Oswego, Ore. (outside Portland) ... Attended Lakeridge High School in Lake Oswego, where as a senior he passed for 2395 yards and 22 TDs while rushing for 982 yards and 15 TDs ... Also played basketball, baseball and track and field ... His cousin, Ryan Dungey, is a former Supercross and Motocross champion, and a two-time ESPY winner for Best Male Action Sports Athlete ... Accounting major at Syracuse.

ERIC DUNGEY'S STATISTICS

			PASSING											
YEAR	TEAM	G-S	ATT	CMP	CMP%	YDS	YDS/ATT	TD	TD%	INT	INT%	LG	SKD-YDS	RAT
2019	Cleveland	0-0	DID NOT PLAY*											
2020	—	0-0	DID NOT PLAY*											
CAREER		0-0	0	0	—	0	—	0	—	0	—	—	0-0	

* NOTE: Dungey was on the practice squad for nine regular-season games with Cleveland in 2019. In 2020, he was not with an NFL team.



EVANS, CHRIS

HB #25

Height: 5-11

Weight: 211

College: Michigan

Experience: Rookie in 2021

2020 games-starts: 0-0

Career games-starts: 0-0

Born: 10-5-97

Hometown: Indianapolis, Ind.

Acquired: D6b'21

A rookie sixth-round pick of the Bengals, Evans is known for his football intelligence, solid build (5-11, 211) and receiving ability out of the backfield ... Spent last five seasons (2016-20) at Michigan, where he averaged 5.6 yards per carry and scored 15 rushing TDs; also caught 49 career passes for 479 yards (9.8) and two TDs ... Bengals coaches say he first appeared on their radar during 2021 Senior Bowl practices, where they say he impressed with his hands and route-running ability.

Career transactions: Selected by Cincinnati in sixth round of 2021 NFL Draft (202nd overall) ... Signed with Bengals on 5-17-21.

Offensive coordinator Brian Callahan says: "He had limited production at Michigan, but his Senior Bowl production was really good. You saw all the things there that you want to see from a back. He's big enough to carry the ball. He has really good hands and is a natural route-runner. He kept beating people one on one (in practice). That was a determining factor for him. He's extremely intelligent, so he's one of those guys that can excel at picking up pass protection schemes. I'm really excited about him."

College highlights: Spent five seasons (2016-20) at the University of Michigan; did not play in '19 ... Played in 42 career games (six starts), and recorded 320 carries for 1795 yards (5.6) and 15 TDs ... Had three career 100-yard rushing games ... Also caught 49 passes for 479 yards and two TDs. **2020**—Played in all six games (one start) as a fifth-year senior ... Saw limited

action, rushing 16 times for 73 yards and a TD, and hauling in nine catches for 87 yards. **2019**—Did not play. **2018**—Played in 10 games (two starts) ... Rushed 81 times for 423 yards and four TDs, and added 18 catches for 148 yards and another TD ... Missed three games due to injury. **2017**—Played in all 13 games (two starts), and earned All-Big Ten honorable mention (coaches) ... Posted career-highs in rushes (135), yards (685) and rushing TDs (six), while adding 16 catches for 157 yards and another TD ... Made first career start at RB on Sept. 2 against Florida, and rushed career-high 22 times for 78 yards ... Recorded multi-TD game on Sept. 23 at Purdue, with TD runs of 10 and 49 yards ... Posted career-high 191 rushing yards (on 13 attempts) and two TDs on Nov. 4 vs. Minnesota ... Posted 101 total yards on Nov. 25 at Ohio State, with 11 carries for 67 yards and five catches for 34 yards. **2016**—Played in all 13 games as a true freshman, with his lone start coming as a slot WR ... Totaled 88 carries for 614 yards (7.0) and four TDs, along with six catches for 87 yards ... Made collegiate debut on Sept. 3 vs. Hawaii and earned team's Offensive Player of the Game honors after rushing eight times for 112 yards and two TDs (18 and 43 yards) ... Tallied 11 rushes for 153 yards on Oct. 8 at Rutgers.

High School: Attended Ben Davis High School in Indianapolis, Ind. ... As a senior, rushed for 1115 yards and 15 TDs on 188 carries, while catching 40 passes for 511 yards and four TDs.

Personal: Hometown is Indianapolis, Ind. ... General studies major at Michigan.



EVANS, JORDAN

LB #50

Height: 6-3
Weight: 242
College: Oklahoma
Experience: 5th-year player in 2021

2020 games-starts: 15-0
Career games-starts: 60-9
Born: 1-27-95
Hometown: Norman, Okla.
Acquired: D6a'17

Originally a 2017 sixth-round draft pick of Bengals, Evans has earned role as a core special teams player and reserve LB ... Played all 16 games for second straight season in 2020, and has missed just three games in his four seasons ... Saw action on team-high 344 special teams snaps, and recorded four ST tackles ... Despite seeing just 61 snaps on defense, recorded two sacks, an INT and a FR ... Enters 2021 with 60 career games played, 105 tackles, 3.5 sacks, seven PDs and two INTs on defense, along with 17 tackles on special teams.

Career transactions: Selected by Cincinnati in sixth round of 2017 NFL Draft (193rd overall) ... Signed with Bengals on 5-15-17 ... Bengals contract expired on 3-17-21; became unrestricted free agent ... Re-signed with Bengals as unrestricted free agent on 3-28-21.

2020 highlights: Played in 15 games (no starts) ... Inactive for Game 15 at Houston (hamstring) ... Spent Nov. 7-11 on Reserve/COVID-19 list, however that stretch fell during Bengals' Week 9 bye, so he did not miss game action ... Played 61 snaps on defense and recorded seven tackles, two sacks, an INT and a FR ... Saw action on team-high 344 special snaps, and had four special teams tackles ... Played just 12 snaps on defense on Oct. 4 vs. Jacksonville, but made two of Cincinnati's most impactful defensive plays — intercepted Jaguars QB Gardner Minshew on the game's opening drive, and sacked Minshew on a third-and-seven in the fourth quarter to hold Jacksonville to a FG and preserve Cincinnati's two-score lead ... On Dec. 13 vs. Dallas, sacked QB Andy Dalton for a 10-yard loss on a third-and-eight, forcing the Cowboys to settle for a 55-yard FG.

Previous seasons: 2017—Played in 15 games, with four starts ... Inactive on Oct. 1 at Cleveland with a hamstring injury ... All four starts came in last five weeks of season while filling in for various injured starters ... Led all Bengals rookies in tackles (33) and added two PDs ... Had five special teams

tackles ... Had season-high 10 tackles on Dec. 10 vs. Chicago, including two TFLs. **2018**—Played in 14 games, with five starts ... Suffered left ankle injury in Game 14 vs. Oakland, and was inactive for Game 15 and placed on Reserve/Injured list on Dec. 28, two days prior to season finale ... Finished season with 59 tackles on defense, including 1.5 sacks, three PDs and one INT ... Saw time on 45.2 percent of defensive snaps ... Also had two special teams tackles ... Recorded season-high 11 tackles Oct. 28 vs. Tampa Bay, including 1.5 sacks (first career sack), and intercepted Buccaneers' QB Jameis Winston (first career INT). **2019**—Played in all 16 games ... Served as a valuable contributor on special teams, where saw action on 68.6 percent of snaps ... Saw action on 75 snaps on defense, serving in a reserve LB role ... Totaled six tackles on special teams (tied for third on team), along with six tackles and a PD on defense ... On Nov. 10 at Baltimore, aided blocking effort that sprung KOR Brandon Wilson for a 92-yard kickoff return TD ... Recovered critical onside kick with 29 seconds remaining on Dec. 22 at Miami, giving the Bengals the ball back to allow the offense to drive for a dramatic game-tying TD that forced overtime.

College: Played four seasons (2013-16) at Oklahoma, and totaled 286 tackles, including 22 TFLs, with 3.5 sacks, five INTs, four FFs and three FRs ... As a senior, earned first-team All-Big 12 honors (coaches and AP) after totaling 98 tackles, including 10 TFLs, 2.5 sacks, four INTs (two returned for TDs), one FF, one FR and eight pass breakups.

Personal: Hometown is Norman, Okla. ... Attended Norman North High School, where he totaled 94 tackles, nine sacks, two FFs and a FR as senior ... Also excelled as return specialist with four career KOR TDs and two PR TDs ... Majored in Arts and Sciences Planned Program at Oklahoma ... Was First-Team Academic All-Big 12 in 2014 and second-team in '15 ... Father, Scott, was three-time all-conference defensive tackle at Oklahoma (1988-90) ... Scott Evans also grew up in Cincinnati before moving to Oklahoma in middle school.

JORDAN EVANS' STATISTICS

			DEFENSE							INTERCEPTIONS						SCORING						
YEAR	TEAM	G-S	ST	AT	TT	SKS-YDS	PD	FF	FR-YDS	NO	YDS	AVG	LG	TD	TD	TD-IntRt	TD-FRRt	S	PTS			
2017	Cincinnati	15-4	24	9	33	0-0	2	0	0-0	0	0	—	—	0	—	—	—	—	—			
2018	Cincinnati	14-5	38	21	59	1.5-0	3	0	0-0	1	7	7.0	7	0	—	—	—	—	—			
2019	Cincinnati	16-0	2	4	6	0-0	1	0	0-0	0	0	—	—	0	—	—	—	—	—			
2020	Cincinnati	15-0	4	3	7	2-17	1	0	1-0	1	0	0.0	0	0	—	—	—	—	—			
CAREER		60-9	68	37	105	3.5-17	7	0	1-0	2	7	3.5	7	0	—	—	—	—	—			
			SPECIAL TEAMS							KICKOFF RETURNS						PUNT RETURNS						
YEAR	TEAM		ST	AT	TT	FF	FR-YDS	BP	BFG	BXP	NO	YDS	AVG	FC	LG	TD	NO	YDS	AVG	FC	LG	TD
2017	Cincinnati		3	2	5	0	0-0	0	0	0	—	—	—	—	—	—	—	—	—	—	—	—
2018	Cincinnati		2	0	2	0	0-0	0	0	0	—	—	—	—	—	—	—	—	—	—	—	—
2019	Cincinnati		4	2	6	0	0-0	0	0	0	—	—	—	—	—	—	—	—	—	—	—	—
2020	Cincinnati		1	3	4	0	0-0	0	0	0	—	—	—	—	—	—	—	—	—	—	—	—
CAREER			10	7	17	0	0-0	0	0	0	—	—	—	—	—	—	—	—	—	—	—	—

2020 GAME-BY-GAME

DATE	OPPONENT	DEFENSE								INTERCEPTIONS				
		ST	AT	TT	SKS-YDS	INT-YDS	PD	FF	FR-YDS	NO	YDS	AVG	LG	TD
9-13	L.A. CHARGERS	0	0	0	0-0	0-0	0	0	0-0	0	0	—	—	0
9-17	at Cleveland	0	0	0	0-0	0-0	0	0	0-0	0	0	—	—	0
9-27	at Philadelphia	0	0	0	0-0	0-0	0	0	0-0	0	0	—	—	0
10-4	JACKSONVILLE	1	1	2	1-7	1-0	1	0	0-0	1	0	0.0	0	0
10-11	at Baltimore	0	0	0	0-0	0-0	0	0	0-0	0	0	—	—	0
10-18	at Indianapolis	0	0	0	0-0	0-0	0	0	0-0	0	0	—	—	0
10-25	CLEVELAND	0	0	0	0-0	0-0	0	0	0-0	0	0	—	—	0
11-1	TENNESSEE	0	0	0	0-0	0-0	0	0	0-0	0	0	—	—	0
11-8	— BYE —													
11-15	at Pittsburgh	0	0	0	0-0	0-0	0	0	0-0	0	0	—	—	0
11-22	at Washington	0	0	0	0-0	0-0	0	0	0-0	0	0	—	—	0
11-29	N.Y. GIANTS	1	0	1	0-0	0-0	0	0	0-0	0	0	—	—	0
12-6	at Miami	0	0	0	0-0	0-0	0	0	0-0	0	0	—	—	0
12-13	DALLAS	1	0	1	1-10	0-0	0	0	0-0	0	0	—	—	0
12-21	PITTSBURGH	0	0	0	0-0	0-0	0	0	1-0	0	0	—	—	0
12-27	at Houston				INACTIVE							INACTIVE		
1-3	BALTIMORE	1	2	3	0-0	0-0	0	0	0-0	0	0	—	—	0
TOTALS		4	3	7	2-17	1-0	1	0	1-0	1	0	0.0	0	0

		SPECIAL TEAMS								KICKOFF RETURNS						PUNT RETURNS					
DATE	OPPONENT	ST	AT	TT	FF	FR-YDS	BP	BFG	BXP	NO	YDS	AVG	FC	LG	TD	NO	YDS	AVG	FC	LG	TD
9-13	L.A. CHARGERS	0	1	1	0	0-0	0	0	0	—	—	—	—	—	—	—	—	—	—	—	—
9-17	at Cleveland	0	1	1	0	0-0	0	0	0	—	—	—	—	—	—	—	—	—	—	—	—
9-27	at Philadelphia	0	0	0	0	0-0	0	0	0	—	—	—	—	—	—	—	—	—	—	—	—
10-4	JACKSONVILLE	0	0	0	0	0-0	0	0	0	—	—	—	—	—	—	—	—	—	—	—	—
10-11	at Baltimore	0	0	0	0	0-0	0	0	0	—	—	—	—	—	—	—	—	—	—	—	—
10-18	at Indianapolis	0	0	0	0	0-0	0	0	0	—	—	—	—	—	—	—	—	—	—	—	—
10-25	CLEVELAND	0	0	0	0	0-0	0	0	0	—	—	—	—	—	—	—	—	—	—	—	—
11-1	TENNESSEE	0	1	1	0	0-0	0	0	0	—	—	—	—	—	—	—	—	—	—	—	—
11-8	— BYE —																				
11-15	at Pittsburgh	0	0	0	0	0-0	0	0	0	—	—	—	—	—	—	—	—	—	—	—	—
11-22	at Washington	0	0	0	0	0-0	0	0	0	—	—	—	—	—	—	—	—	—	—	—	—
11-29	N.Y. GIANTS	1	0	1	0	0-0	0	0	0	—	—	—	—	—	—	—	—	—	—	—	—
12-6	at Miami	0	0	0	0	0-0	0	0	0	—	—	—	—	—	—	—	—	—	—	—	—
12-13	DALLAS	0	0	0	0	0-0	0	0	0	—	—	—	—	—	—	—	—	—	—	—	—
12-21	PITTSBURGH	0	0	0	0	0-0	0	0	0	—	—	—	—	—	—	—	—	—	—	—	—
12-27	at Houston	INACTIVE								INACTIVE						INACTIVE					
1-3	BALTIMORE	0	0	0	0	0-0	0	0	0	—	—	—	—	—	—	—	—	—	—	—	—
TOTALS		1	3	4	0	0-0	0	0	0	—	—	—	—	—	—	—	—	—	—	—	—



FRAZIER, KAVON

S #43**Height:** 6-0**Weight:** 220**College:** Central Michigan**Experience:** 6th-year player in 2021**2020 games-starts:** 15-0 (Mia.)**Career games-starts:** 59-2**Born:** 8-11-94**Hometown:** Grand Rapids, Mich.**Acquired:** FA'21

Veteran defensive back joined Cincinnati in May as a free agent, and figures to add depth in the secondary and production on special teams ... Originally a sixth-round pick of Dallas in 2016 ... Spent his first four seasons (2016-19) with the Cowboys, before joining the Miami Dolphins in '20 ... Enters 2021 with 59 career games played (two starts), and 50 tackles, a sack and a PD ... Has provided production on special teams throughout all five of his previous seasons, and enters 2021 with 23 tackles and a FF on special teams.

Career transactions: Selected by Dallas in sixth round of 2016 NFL Draft (212th overall) ... Signed by Cowboys on 5-18-16 ... Cowboys contract expired on 3-18-20; became unrestricted free agent ... Signed with Miami as unrestricted free agent on 4-28-20 ... Dolphins contract expired on 3-17-21; became unrestricted free agent ... Not asked to re-sign; became free agent on 5-3-21 ... Signed with Cincinnati as free agent on 5-27-21.

2020 highlights: Joined Miami as an unrestricted free agent, and went on to play in 15 games for the Dolphins ... Posted two tackles on defense and four on special teams.

Previous seasons: 2016—Played in nine games as a rookie for Dallas, and posted two tackles on defense and four on special teams ... Active DNP for three games ... Made NFL debut on Nov. 6 at Cleveland (no statistics)

... Played in Dallas' Division matchup vs. Green Bay (no statistics). **2017**—Played in 15 games for Dallas, and totaled 26 tackles on defense ... Also had seven tackles and a FF on special teams ... On Oct. 22 vs. San Francisco, forced a fumble (Dallas recovered) by WR Trent Taylor on a punt return that set up Dallas' first TD in a 40-10 win. **2018**—Played in all 16 games (two starts) for Dallas, and posted 16 tackles, a sack and a PD ... Also had seven tackles on special teams ... Made first career start on Sept. 9 at Carolina, and posted seven tackles and a PD ... Took down Giants QB Eli Manning for his first career sack on Sept. 16 vs. the N.Y. Giants ... Played in both of Dallas' postseason games (no statistics). **2019**—Played in four games for Dallas; spent final 12 games of the season on Reserve/Injured (pectoral) ... Finished year with four tackles on defense, and one on special teams.

College: Played four seasons (2012-15) at Central Michigan ... Saw action in 51 career games (25 starts) and posted 269 tackles, five INTs (one pick-six), 21 PDs, three FFs and one FR ... Also had a blocked kick.

Personal: Hometown is Grand Rapids, Mich. ... Attended Grand Rapids Christian High School, where he played S and RB ... As a senior in 2011, recorded 66 tackles on defense, and 858 rushing yards and 15 TDs on offense, en route to first-team all-state honors ... Also participated in basketball and track and field ... Child development major at Central Michigan ... First name is pronounced "KAY-vonn."

KAVON FRAZIER'S STATISTICS

			DEFENSE							INTERCEPTIONS					SCORING				
YEAR	TEAM	G-S	ST	AT	TT	SKS-YDS	PD	FF	FR-YDS	NO	YDS	AVG	LG	TD	TD	TD-IntRt	TD-FRRt	S	PTS
2016	Dallas	9-0	1	1	2	0-0	0	0	0-0	—	—	—	—	—	—	—	—	—	—
2017	Dallas	15-0	16	10	26	0-0	0	0	0-0	—	—	—	—	—	—	—	—	—	—
2018	Dallas	16-2	11	5	16	1-11	1	0	0-0	—	—	—	—	—	—	—	—	—	—
2019	Dallas	4-0	3	1	4	0-0	0	0	0-0	—	—	—	—	—	—	—	—	—	—
2020	Miami	15-0	1	1	2	0-0	0	0	0-0	—	—	—	—	—	—	—	—	—	—
DALL. TOTALS		44-2	31	17	48	1-11	1	0	0-0	—	—	—	—	—	—	—	—	—	—
MIA. TOTALS		15-0	1	1	2	0-0	0	0	0-0	—	—	—	—	—	—	—	—	—	—
CAREER		59-2	32	18	50	1-11	1	0	0-0	—	—	—	—	—	—	—	—	—	—

YEAR	TEAM	SPECIAL TEAMS								KICKOFF RETURNS						PUNT RETURNS					
		ST	AT	TT	FF	FR-YDS	BP	BFG	BXP	NO	YDS	AVG	FC	LG	TD	NO	YDS	AVG	FC	LG	TD
2016	Dallas	3	1	4	0	0-0	0	0	0	—	—	—	—	—	—	—	—	—	—	—	—
2017	Dallas	7	0	7	1	0-0	0	0	0	—	—	—	—	—	—	—	—	—	—	—	—
2018	Dallas	4	3	7	0	0-0	0	0	0	—	—	—	—	—	—	—	—	—	—	—	—
2019	Dallas	0	1	1	0	0-0	0	0	0	—	—	—	—	—	—	—	—	—	—	—	—
2020	Miami	4	0	4	0	0-0	0	0	0	—	—	—	—	—	—	—	—	—	—	—	—
DALL. TOTALS		14	5	19	1	0-0	0	0	0	—	—	—	—	—	—	—	—	—	—	—	—
MIA. TOTALS		4	0	4	0	0-0	0	0	0	—	—	—	—	—	—	—	—	—	—	—	—
CAREER		18	5	23	1	0-0	0	0	0	—	—	—	—	—	—	—	—	—	—	—	—

POSTSEASON

			DEFENSE							INTERCEPTIONS					SCORING				
YEAR	TEAM	G-S	ST	AT	TT	SKS-YDS	PD	FF	FR-YDS	NO	YDS	AVG	LG	TD	TD	TD-IntRt	TD-FRRt	S	PTS
2016	Dallas	1-0	0	0	0	0-0	0	0	0-0	—	—	—	—	—	—	—	—	—	—
2018	Dallas	2-0	0	0	0	0-0	0	0	0-0	—	—	—	—	—	—	—	—	—	—
CAREER		3-0	0	0	0	0-0	0	0	0-0	—	—	—	—	—	—	—	—	—	—



HARRIS, CLARK

LS #46

Height: 6-5
Weight: 250
College: Rutgers
Experience: 13th-year player in 2021

2020 games-starts: 16-0
Career games-starts: 188-0
Born: 7-10-84
Hometown: Manahawkin, N.J.
Acquired: FA'09

Harris in 2021 enters his 12th season as Bengals' long-snapper, a position in which he has been a paragon of reliability ... Enters 2021 with no unplayable snaps in 1699 attempts as a Bengal (911 punts, 786 placekicks) ... Handled all 140 deep snaps (73 punts, 67 placekicks) in 2020 without an unplayable delivery ... Turned 37 years old prior to 2021 season and has been oldest Bengal on roster since 2018 ... Enters 2021 with 184 games played as a Bengal, one shy of Anthony Munoz (185) for fifth-most in team history (can also pass Tim Krumrie [188] and Ken Anderson [192] in '21) ... In 2017, earned first career Pro Bowl selection, becoming first-ever Bengals long snapper to earn Pro Bowl nod ... Also strong in kick coverage, he has 34 career special teams tackles ... Played in 117 consecutive Bengals regular-season games (123 including playoffs) after joining team in mid-2009, tied for fifth-most consecutive games in team history; however, streak was snapped on Nov. 27, 2016 at Baltimore (groin injury).

Career transactions: Selected by Green Bay in seventh round of 2007 NFL Draft (243rd overall) ... Signed with Packers on 6-20-07 ... Waived by Packers on 9-1-07 ... Signed to Packers practice squad on 9-4-07 ... Released from Packers practice squad on 9-11-07 ... Signed to Detroit practice squad on 11-28-07 ... Signed to Lions roster on 12-31-07 ... Waived by Lions on 5-19-08 ... Re-signed with Lions as free agent on 8-19-08 ... Waived by Lions on 8-31-08 ... Signed to Houston practice squad on 9-17-08 ... Released from Texans practice squad on 9-30-08 ... Re-signed to Texans practice squad on 11-4-08 ... Signed to Texans roster on 12-3-08 ... Waived by Texans on 9-5-09 ... Signed to Texans practice squad on 9-30-09 ... Released from Texans practice squad on 10-6-09 ... Signed with Cincinnati as free agent on 10-13-09 ... Received tender offer from Bengals on 2-22-11 ... Bengals contract expired on 3-11-11; became unsigned exclusive rights player ... Re-signed with Bengals as exclusive rights player on 7-30-11 ... Received tender offer from Bengals on 3-12-12 ... Bengals contract expired on 3-13-12; became restricted free agent ... Re-signed with Bengals as restricted free agent on 4-16-12 ... Re-signed with Bengals on 3-8-13 ... Signed contract extension with Bengals on 10-16-17 ... Signed contract extension with Bengals on 11-5-18 ... Signed contract extension with Bengals on 3-3-21.

2020 highlights: Played in all 16 games ... Handled all 140 deep snaps (73 punts, 67 placekicks) without an unplayable delivery, and had one special teams tackle.

Previous seasons: **2007**—Did not play in regular season, opening with Green Bay practice squad and finishing on Detroit practice squad. **2008**—Opened preseason with Detroit, then spent time on Houston's practice squad before being signed to Texans' roster ... Played in Games 13-16 for Houston ... Made NFL debut Dec. 7 at Green Bay and snapped for game-winning FG. **2009**—Spent time on Houston's practice squad before signing with Cincinnati ... Played for Bengals in Games 6-16, plus Wild Card playoff, and handled 105 snaps (44 placekicks, 61 punts). **2010**—Had no unplayable deliveries for Bengals on 135 snaps (72 punts and 63 placekicks) ... Downed two punts on Dec. 12 at Pittsburgh, including one at Steelers' eight. **2011**—Played in all 16 games and in Wild Card playoff, handling all 169 long snaps (94 punts and 75 placekicks) ... Had three special teams tackles in regular season and one in Wild Card game on 1-7-12 at Houston. **2012**—Played in all 16 Bengals games,

plus Wild Card playoff, with 142 successful snaps (81 punts, 61 placekicks) ... In wins Sept. 30 at Jacksonville and Nov. 18 at Kansas City, delivered tight-angled, accurate snaps on fake punts to upback Cedric Peerman, aiding successful fourth-down conversions and setting up Bengals TD later in each drive ... On Dec. 2 at San Diego, downed a punt at Chargers four, helping set up field position for fourth-quarter comeback win. **2013**—Played in Games 1-16 and in Wild Card playoff, with 155 on-target snaps (78 punts and 77 placekicks) ... On Oct. 20 at Detroit, downed punt at Lions six-yard line late in fourth quarter, helping set up field position for eventual game winning FG. **2014**—Played in Games 1-16 and postseason, with 155 successful snaps (81 punts, 74 placekicks) ... Led team with three special teams tackles in Wild Card playoff at Indianapolis ... **2015**—Played in Games 1-16 and set career-high in special teams tackles (five) ... Also played in Wild Card playoff ... Two special teams stops in playoff-clinching win Nov. 20 at San Francisco. **2016**—Played in 13 games (Games 1-10 and 14-16) ... Inactive for Games 11-13, due to groin injury suffered Nov. 20 vs. Buffalo ... Snapped successfully for 78 punts and 70 placekicks ... Six special teams tackles, including two Jan. 1 vs. Baltimore. **2017**—Played in all 16 games ... Delivered all 143 snaps (89 punts, 54 placekicks) without an unplayable delivery ... Recorded four special teams tackles (two solo) ... Was selected to 2017 Pro Bowl by AFC coaching staff (Pittsburgh Steelers coaches). **2018**—Played in all 16 games ... Handled all 136 deep snaps (72 punts, 64 placekicks) without an unplayable delivery ... Recorded three special teams tackles (one solo). **2019**—Played all 16 games ... Handled all 131 deep snaps (75 punts, 56 placekicks) without an unplayable delivery.

Pro Bowl participation: Chosen by Pittsburgh Steelers head coach Mike Tomlin as "need" player for 2017 season game at Orlando, becoming first-ever Bengals LS to earn a Pro Bowl nod (the Steelers staff coached the AFC team) ... Had four snaps in the game (one FG and three PATs), including one for the game-winning point in the AFC's 24-23 victory ... Was named one of the AFC's team captains ... During a Pro Bowl practice prior to the game, Harris set a new Guinness World Record for longest recorded snap at 36 yards, eight inches, shattering the previous record of 34 yards by Jase Whitner in Perrysburg, Ohio in 2017.

College: Was standout TE at Rutgers, while also handling long-snapping duties ... Was a three-time first-team All-Big East selection ... Played 48 games from 2003-06, with 42 starts ... Finished career ranked sixth in program history in receptions (143) and receiving yards, and tied for seventh in TDs (11) ... Caught a pass in 38 straight games, registering what was third-longest streak in Big East history ... Had five career games of 100 or more receiving yards.

Personal: Hometown is Manahawkin, N.J. ... Attended Southern Regional High School ... Married (wife Jessica) with two sons, Trent and Troy ... Hobbies include video games, golf, basketball and water sports.

NOTE ABOUT NFL EXPERIENCE: Harris did not earn an accrued year of experience toward NFL free agency in 2007 or '08 because he was not on a 53-player roster, a Reserve/Injured list or a Reserve/Physically Unable to Perform list for the required minimum of six games in those seasons.

CLARK HARRIS' STATISTICS

YEAR	TEAM	G-S	SPECIAL TEAMS								KICKOFF RETURNS						PUNT RETURNS					
			ST	AT	TT	FF	FR-YDS	BP	BFG	BXP	NO	YDS	AVG	FC	LG	TD	NO	YDS	AVG	FC	LG	TD
2007	Green Bay	0-0					DID NOT PLAY*															
	Detroit	0-0					DID NOT PLAY*															
2008	Houston	4-0	0	0	0	0	0-0	0	0	0	—	—	—	—	—	—	—	—	—	—	—	—
2009	Houston	0-0					DID NOT PLAY*															
	Cincinnati	11-0	1	0	1	0	0-0	0	0	0	—	—	—	—	—	—	—	—	—	—	—	—
2010	Cincinnati	16-0	3	0	3	0	0-0	0	0	0	—	—	—	—	—	—	—	—	—	—	—	—
2011	Cincinnati	16-0	1	2	3	0	0-0	0	0	0	—	—	—	—	—	—	—	—	—	—	—	—
2012	Cincinnati	16-0	4	0	4	0	0-0	0	0	0	—	—	—	—	—	—	—	—	—	—	—	—
2013	Cincinnati	16-0	1	0	1	0	0-0	0	0	0	—	—	—	—	—	—	—	—	—	—	—	—
2014	Cincinnati	16-0	1	0	1	0	0-0	0	0	0	—	—	—	—	—	—	—	—	—	—	—	—
2015	Cincinnati	16-0	4	1	5	0	0-0	0	0	0	—	—	—	—	—	—	—	—	—	—	—	—
2016	Cincinnati	13-0	3	3	6	0	0-0	0	0	0	—	—	—	—	—	—	—	—	—	—	—	—
2017	Cincinnati	16-0	2	2	4	0	0-0	0	0	0	—	—	—	—	—	—	—	—	—	—	—	—
2018	Cincinnati	16-0	1	2	3	0	0-0	0	0	0	—	—	—	—	—	—	—	—	—	—	—	—
2019	Cincinnati	16-0	0	0	0	0	0-0	0	0	0	—	—	—	—	—	—	—	—	—	—	—	—
2020	Cincinnati	16-0	1	0	1	0	0-0	0	0	0	—	—	—	—	—	—	—	—	—	—	—	—
G.B. TOTALS		0-0	0	0	0	0	0-0	0	0	0	—	—	—	—	—	—	—	—	—	—	—	—
DET. TOTALS		0-0	0	0	0	0	0-0	0	0	0	—	—	—	—	—	—	—	—	—	—	—	—
HOU. TOTALS		4-0	0	0	0	0	0-0	0	0	0	—	—	—	—	—	—	—	—	—	—	—	—
CIN. TOTALS		184-0	22	10	32	0	0-0	0	0	0	—	—	—	—	—	—	—	—	—	—	—	—
CAREER		188-0	22	10	32	0	0-0	0	0	0	—	—	—	—	—	—	—	—	—	—	—	—

POSTSEASON

YEAR	TEAM	G-S	SPECIAL TEAMS								KICKOFF RETURNS						PUNT RETURNS					
			ST	AT	TT	FF	FR-YDS	BP	BFG	BXP	NO	YDS	AVG	FC	LG	TD	NO	YDS	AVG	FC	LG	TD
2009	Cincinnati	1-0	0	0	0	0	0-0	0	0	0	—	—	—	—	—	—	—	—	—	—	—	—
2011	Cincinnati	1-0	1	0	1	0	0-0	0	0	0	—	—	—	—	—	—	—	—	—	—	—	—
2012	Cincinnati	1-0	1	0	1	0	0-0	0	0	0	—	—	—	—	—	—	—	—	—	—	—	—
2013	Cincinnati	1-0	0	0	0	0	0-0	0	0	0	—	—	—	—	—	—	—	—	—	—	—	—
2014	Cincinnati	1-0	1	2	3	0	0-0	0	0	0	—	—	—	—	—	—	—	—	—	—	—	—
2015	Cincinnati	1-0	0	0	0	0	0-0	0	0	0	—	—	—	—	—	—	—	—	—	—	—	—
CAREER		6-0	3	2	5	0	0-0	0	0	0	—	—	—	—	—	—	—	—	—	—	—	—

* NOTE: Harris was on the practice squad for one regular-season game with Green Bay and five regular-season games with Detroit in 2007. In 2009, he was on the practice squad for one regular-season game with Houston.



HENDERSON, TRAYVON

S #41

Height: 6-0
Weight: 205
College: Hawaii
Experience: 2nd-year player in 2021

2020 games-starts: 4-0
Career games-starts: 8-0
Born: 8-15-95
Hometown: Sacramento, Calif.
Acquired: CFA'18

A 2018 college free agent signee of the Bengals, Henderson has bounced between Cincinnati's roster and practice squad over his two healthy seasons (2019-20) ... Enters 2021 having played in eight career games, with one special teams tackle ... Did not play on defense in 2020, but saw action on 30 special teams snaps ... As a rookie in 2018, had strong preseason and was in mix for roster spot, but suffered right knee injury (torn ACL) on run back after INT in fourth quarter of preseason finale.

Career transactions: Signed with Cincinnati as college free agent on 5-11-18 ... Waived by Bengals on 8-31-19 ... Signed to Bengals practice squad on 9-1-19 ... Signed to Bengals roster on 12-7-19 ... Waived by Bengals on 9-5-20 ... Signed to Bengals practice squad on 9-6-20 ... Signed to Bengals roster on 12-12-20 ... Waived by Bengals on 12-26-20 ... Signed to Bengals practice squad on 12-29-20 ... Signed to Bengals roster on 1-4-21.

2020 highlights: Played in four games for Cincinnati (no statistics) ... Saw action on 30 special teams snaps, but did not play on defense ... Waived by Bengals after final cuts and then signed Sept. 6 to the practice squad, where he spent a majority of the season ... Designated practice squad protected player three times (Games 1-2 and 13), and played as a standard elevation in two of those instances (Games 1-2); in the third instance, he was signed to the active roster the day before the game (Game 13, Dec. 13 vs. Dallas) and played ... Also played in Game 14, Dec. 21 vs. Pittsburgh ... Spent Nov. 18-21 on Reserve/COVID-19, but did not miss game action while on the list ... Waived on Dec. 26 and signed again on Dec. 29 to Bengals' practice squad, where he spent remainder of the season.

Previous seasons: 2018—Played in all four preseason games, with a start in preseason Game 4 ... Suffered torn ACL in right knee after making an INT in the fourth quarter of preseason finale vs. Indianapolis ... Placed on Reserve/Injured list on Sept. 1 ... Preseason totals of 11 tackles, including a sack, along with an INT, two PDs and a special teams tackle. **2019**—Played in four games and had one special teams tackle ... Played all four preseason games for Bengals, then was waived on final cuts and signed to practice squad ... Spent Games 1-14 on practice squad, before being promoted to active roster Dec. 7 ... Made NFL regular-season debut in Game 13 at Cleveland (no stats).

College: Spent five seasons (2013-17) at Hawaii, including a redshirt year in '15 when his season ended due to injury after two games ... Played in 49 games, with 38 starts, with career totals of 237 tackles, including 18 for losses and 5.0 sacks, 22 PDs, nine INTs, a FF and two FRs ... Team captain as a senior in 2017, and recorded 55 tackles, including four for losses and two sacks, with one INT, one FF and three pass breakups.

Personal: Hometown is Sacramento, Calif. ... Attended Grant Union High School in Sacramento ... As a senior, totaled 113 tackles and four INTs in 10 games, and on offense caught 39 passes for 673 yards and eight TDs ... Sociology major at Hawaii ... First name is pronounced "TRAY-vahn."


NOTE ABOUT NFL EXPERIENCE: Henderson did not earn an accrued year of experience toward NFL free agency in 2019 or '20 because he was not on a 53-player roster, a Reserve/Injured list or a Reserve/Physically Unable to Perform list for the required minimum of six games in those seasons.

TRAYVON HENDERSON'S STATISTICS

			DEFENSE							INTERCEPTIONS					SCORING				
YEAR	TEAM	G-S	ST	AT	TT	SKS-YDS	PD	FF	FR-YDS	NO	YDS	AVG	LG	TD	TD	TD-IntRt	TD-FRRt	S	PTS
2018	Cincinnati	0-0	DID NOT PLAY*							DID NOT PLAY*					DID NOT PLAY*				
2019	Cincinnati	4-0	0	0	0	0-0	0	0	0-0	—	—	—	—	—	—	—	—	—	—
2020	Cincinnati	4-0	0	0	0	0-0	0	0	0-0	—	—	—	—	—	—	—	—	—	—
CAREER		8-0	0	0	0	0-0	0	0	0-0	—	—	—	—	—	—	—	—	—	—

		SPECIAL TEAMS								KICKOFF RETURNS						PUNT RETURNS					
YEAR	TEAM	ST	AT	TT	FF	FR-YDS	BP	BFG	BXP	NO	YDS	AVG	FC	LG	TD	NO	YDS	AVG	FC	LG	TD
2019	Cincinnati	0	1	1	0	0-0	0	0	0	—	—	—	—	—	—	—	—	—	—	—	—
CAREER		0	1	1	0	0-0	0	0	0	—	—	—	—	—	—	—	—	—	—	—	—

* NOTE: Henderson was on the Reserve/Injured list for 16 regular-season games with Cincinnati in 2018.



HENDRICKSON, TREY

DE #91

Height: 6-4
Weight: 270
College: Florida Atlantic
Experience: 5th-year player in 2021

2020 games-starts: 15-15 (N.O.)
Career games-starts: 45-18
Born: 12-5-94
Hometown: Apopka, Fla.
Acquired: UFA(N.O.)'21

One of the headliners of Cincinnati's 2021 free agency haul, Hendrickson enters his first Bengals season and looks to continue the momentum of a breakout year in '20 ... Tied for the NFC lead in sacks (13.5) last season with New Orleans, and had four multi-sack performances ... Helped the Saints to top-five NFL rankings in total defense (fourth), rushing defense (fourth), passing defense (fifth) and points allowed (fifth) ... Originally third-round pick of New Orleans in 2017, and spent his first four NFL seasons with the Saints ... Under contract with Cincinnati through the 2024 season.

Career transactions: Selected by New Orleans in third round of 2017 NFL Draft (103rd overall) ... Signed with Saints on 6-2-17 ... Saints contract expired on 3-17-21; became unrestricted free agent ... Signed with Cincinnati as unrestricted free agent on 3-19-21.

2020 highlights: Had breakout season with Saints, playing and starting 15 games and posting 13.5 sacks among his 25 tackles ... Also had a PD and FF ... Had 1.5 sacks (both on third down) of Justin Herbert on Oct. 12 on Monday Night Football ... Sacked Tom Brady on two consecutive plays for a combined loss of 13 yards on Nov. 8 at Tampa Bay; he also recorded a sack-fumble (Bucs recovered) of Brady on the play before, but that play was negated by a defensive holding call in the secondary ... Recorded two sacks of Matt Ryan on Nov. 22 vs. Atlanta ... On Dec. 20 vs. Kansas City, sacked Patrick Mahomes twice, including a sack-fumble (Saints recovered) that set up a score three plays later ... Started Saints' Divisional playoff game vs. Tampa Bay (no statistics).

Previous seasons: **2017**—Played in 12 games as a rookie for New Orleans ... Missed final three games with an ankle injury, but returned for the playoffs ... Posted 13 tackles, two sacks, two PDs and a FF ... Made NFL debut on Sept. 17 vs. New England, and recorded three tackles before leaving the game in the second quarter (left leg) ... Recorded his first career sack and FF (Panthers recovered) on the same play on Sept. 24 at Carolina, when he took down Cam Newton in the third quarter. **2018**—Played in five games for New Orleans, and had eight tackles ... Played in NFC Championship vs. L.A. Rams (no statistics). **2019**—Played in 13 games (three starts) for New Orleans ... Totaled 19 tackles, 4.5 sacks and a FF ... Recorded first career multi-sack game in season-opener vs. Houston, with two third-down takedowns of Deshaun Watson ... Also started Saints' Wild Card Playoff vs. Minnesota, and had third-down sack of Vikings QB Kirk Cousins in the first quarter.

College: Played four seasons (2013-16) at Florida Atlantic ... Finished career with a school-record 29.5 sacks, along with 42.5 tackles for losses, eight FFs, two FRs and three PDs ... Earned first-team All-Conference USA honors as a senior, and was named the conference's Defensive MVP.

Personal: Hometown is Apopka, Fla. (outside Orlando) ... Attended Apopka High School, where he helped his team to a state championship as a senior in 2012 ... As a senior, had three INTs and two TDs on defense, 547 receiving yards and seven TDs on offense, and two blocked punts and a blocked PAT on special teams ... His father, Collie, played football at Missouri Southern State University ... Criminal justice major at FAU.

TREY HENDRICKSON'S STATISTICS

			DEFENSE							INTERCEPTIONS					SCORING				
YEAR	TEAM	G-S	ST	AT	TT	SKS-YDS	PD	FF	FR-YDS	NO	YDS	AVG	LG	TD	TD	TD-IntRt	TD-FRRt	S	PTS
2017	New Orleans	12-0	7	6	13	2-15	2	1	0-0	—	—	—	—	—	—	—	—	—	—
2018	New Orleans	5-0	7	1	8	0-0	0	0	0-0	—	—	—	—	—	—	—	—	—	—
2019	New Orleans	13-3	11	8	19	4.5-24	0	1	0-0	—	—	—	—	—	—	—	—	—	—
2020	New Orleans	15-15	22	3	25	13.5-71	1	1	0-0	—	—	—	—	—	—	—	—	—	—
CAREER		45-18	47	18	65	20-110	3	3	0-0	—	—	—	—	—	—	—	—	—	—

POSTSEASON

			DEFENSE							INTERCEPTIONS					SCORING				
YEAR	TEAM	G-S	ST	AT	TT	SKS-YDS	PD	FF	FR-YDS	NO	YDS	AVG	LG	TD	TD	TD-IntRt	TD-FRRt	S	PTS
2017	New Orleans	2-0	3	1	4	0-0	0	0	0-0	—	—	—	—	—	—	—	—	—	—
2018	New Orleans	1-0	0	0	0	0-0	0	0	0-0	—	—	—	—	—	—	—	—	—	—
2019	New Orleans	1-1	5	0	5	1-6	1	0	0-0	—	—	—	—	—	—	—	—	—	—
2020	New Orleans	1-1	0	0	0	0-0	0	0	0-0	—	—	—	—	—	—	—	—	—	—
CAREER		5-2	8	1	9	1-6	1	0	0-0	—	—	—	—	—	—	—	—	—	—

2020 REGULAR-SEASON GAME-BY-GAME

		DEFENSE								INTERCEPTIONS					
DATE	OPPONENT	ST	AT	TT	SKS-YDS	INT-YDS	PD	FF	FR-YDS	NO	YDS	AVG	LG	TD	
New Orleans															
9-13	TAMPA BAY	4	0	4	1-5	0-0	0	0	0-0	—	—	—	—	—	
9-21	at Las Vegas	5	0	5	1-5	0-0	0	0	0-0	—	—	—	—	—	
9-27	GREEN BAY	1	0	1	0-0	0-0	0	0	0-0	—	—	—	—	—	
10-4	at Detroit	1	0	1	1-2	0-0	0	0	0-0	—	—	—	—	—	
10-12	L.A. CHARGERS	1	1	2	1.5-13	0-0	0	0	0-0	—	—	—	—	—	
10-18	— BYE —														
10-25	CAROLINA	0	1	1	0-0	0-0	0	0	0-0	—	—	—	—	—	
11-1	at Chicago	1	0	1	1-4	0-0	0	0	0-0	—	—	—	—	—	
11-8	at Tampa Bay	2	1	3	2-13	0-0	0	0	0-0	—	—	—	—	—	
11-15	SAN FRANCISCO	0	0	0	0-0	0-0	1	0	0-0	—	—	—	—	—	
11-22	ATLANTA	2	0	2	2-6	0-0	0	0	0-0	—	—	—	—	—	
11-29	at Denver	0	0	0	0-0	0-0	0	0	0-0	—	—	—	—	—	
12-6	at Atlanta	1	0	1	1-2	0-0	0	0	0-0	—	—	—	—	—	
12-13	at Philadelphia	1	0	1	0-0	0-0	0	0	0-0	—	—	—	—	—	
12-20	KANSAS CITY	2	0	2	2-11	0-0	0	1	0-0	—	—	—	—	—	
12-25	MINNESOTA	INACTIVE									INACTIVE				
1-3	at Carolina	1	0	1	1-10	0-0	0	0	0-0	—	—	—	—	—	
TOTALS		22	3	25	13.5-71	0-0	1	1	0-0	—	—	—	—	—	



HIGGINS, TEE

WR #85

Height: 6-4
Weight: 216
College: Clemson
Experience: 2nd-year player in 2021

2020 games-starts: 16-14
Career games-starts: 16-14
Born: 1-18-99
Hometown: Oak Ridge, Tenn.
Acquired: D2'20

A 2020 second-round pick of the Bengals, Higgins was among the top rookie WRs in the NFL last season and is considered to be a core piece for Cincinnati moving forward ... Led team in receiving yards (908) and receiving TDs (six) as a rookie, and was second in catches (67) ... Receptions total tied Cris Collinsworth for Bengals rookie record, while receiving yardage total was fourth and receiving TDs total tied for fifth ... Ranked third among NFL rookies in 2020 in receptions, receiving yards and receiving TDs ... Had two 100-yard receiving games ... Played three seasons at Clemson and compiled 135 receptions for 2448 yards, and his 27 career receiving TDs tied DeAndre Hopkins and Sammy Watkins for most in school history ... Also an accomplished prep basketball player who was known for highlight-reel dunks, and was finalist for Tennessee's Mr. Basketball award as junior.

Career transactions: Selected by Cincinnati in second round of 2020 NFL Draft (33rd overall) ... Signed with Bengals on 7-28-20.

2020 highlights: Played in all 16 games (14 starts) as a rookie ... Led team in receiving yards (908) and receiving TDs (six), and was second in catches (67) ... Receptions total tied Cris Collinsworth for Bengals rookie record, while receiving yardage total was fourth and receiving TDs total tied for fifth ... Ranked third among NFL rookies in 2020 in receptions, receiving yards and receiving TDs ... Had two 100-yard games ... Made NFL debut on Sept. 13 vs. L.A. Chargers (no statistics) ... Recorded first career start and first career reception (18-yarder) on Sept. 17 at Cleveland, and finished the game with three catches for 35 yards ... Caught first (one yard) and second (four yards) career TD passes on Sept. 27 at Philadelphia, making him just the fifth Bengals rookie ever with a multi-TD performance and the first to do so as early as his third career game ... Tallied his first career 100-yard receiving game on Oct. 18 at Indianapolis, when he hauled in six catches for season-high 125 yards, including

a 67-yarder that set up a TD on the next play ... Recorded 115 receiving yards and a two-yard TD on season-high seven catches on Nov. 15 at Pittsburgh ... Posted six catches for 99 yards and a TD (20 yards) on Dec. 27 at Houston ... Entered season finale vs. Baltimore tied with Cris Collinsworth (67 catches) for team rookie receptions record, and was just 92 yards away from becoming third Bengals rookie ever to record 1000 receiving yards, but he left game with an injury on Cincinnati's first possession before recording a catch; injury occurred on his own 41-yard catch-and-run play negated by a penalty away from the ball.

College: Spent three seasons (2017-19) at Clemson ... Played in 43 career games, and compiled 135 receptions for 2448 yards and 27 TDs ... Receiving TDs total tied for most in school history with DeAndre Hopkins and Sammy Watkins ... First player in school history with double-digit TD receptions in consecutive seasons ... Helped Clemson to berths in the college football playoff in each of his three seasons ... Tigers finished 15-0 and won national championship during his sophomore season in 2018, and 14-1 and national runners up as a junior in '19.

Personal: Hometown is Oak Ridge, Tenn. (outside Knoxville) ... Attended Oak Ridge High School, where he won Tennessee's Mr. Football award for the AAAAA level as both a junior and senior ... Caught 68 passes for 1044 yards and 18 TDs as a senior, and added three scores on punt returns and another on an INT return ... Considered one of the top WR prospects in the country, and played in 2017 Under Armour All-American Game ... Also an outstanding prep basketball player, he averaged 15 points and 6.6 rebounds per game as a junior and was a finalist for Tennessee's Mr. Basketball award ... Sports communication major at Clemson ... Counted A.J. Green as his favorite NFL player growing up, and says he modeled his game after Green.

TEE HIGGINS' STATISTICS

YEAR	TEAM	G-S	RECEIVING					RUSHING					SCORING					
			NO	YDS	AVG	LG	TD	ATT	YDS	AVG	LG	TD	TD	TD-R	TD-P	TD-Rt	2-PtC	PTS
2020	Cincinnati	16-14	67	908	13.6	67	6	5	28	5.6	13	0	6	0	6	0	0	36
CAREER		16-14	67	908	13.6	67	6	5	28	5.6	13	0	6	0	6	0	0	36

RECEIVING SINGLE-GAME HIGHS: RECEPTIONS—7 (11-15-20 at Pittsburgh). YARDS—125 (10-18-20 at Indianapolis). LONG—67 (10-18-20 at Indianapolis). TOUCHDOWNS—2 (9-27-20 at Philadelphia).

RUSHING SINGLE-GAME HIGHS: ATTEMPTS—2 (11-1-20 vs. Tennessee). YARDS—13 (10-4-20 vs. Jacksonville). LONG—13 (10-4-20 vs. Jacksonville). TOUCHDOWNS—(none).

2020 GAME-BY-GAME

DATE	OPPONENT	RECEIVING					RUSHING				
		NO	YDS	AVG	LG	TD	ATT	YDS	AVG	LG	TD
9-13	L.A. CHARGERS	0	0	—	—	0	0	0	—	—	0
9-17	at Cleveland	3	35	11.7	18	0	0	0	—	—	0
9-27	at Philadelphia	5	40	8.0	16	2	0	0	—	—	0
10-4	JACKSONVILLE	4	77	19.3	30	0	1	13	13.0	13	0
10-11	at Baltimore	4	62	15.5	26	0	0	0	—	—	0
10-18	at Indianapolis	6	125	20.8	67	0	1	2	2.0	2	0
10-25	CLEVELAND	5	71	14.2	27	1	1	7	7.0	7	0
11-1	TENNESSEE	6	78	13.0	24	0	2	6	3.0	6	0
11-8	— BYE —										
11-15	at Pittsburgh	7	115	16.4	54	1	0	0	—	—	0
11-22	at Washington	3	26	8.7	25	0	0	0	—	—	0
11-29	N.Y. GIANTS	5	44	8.8	18	1	0	0	—	—	0
12-6	at Miami	5	56	11.2	22	0	0	0	—	—	0
12-13	DALLAS	5	49	9.8	18	0	0	0	—	—	0
12-21	PITTSBURGH	3	31	10.3	14	0	0	0	—	—	0
12-27	at Houston	6	99	16.5	30	1	0	0	—	—	0
1-3	BALTIMORE	0	0	—	—	0	0	0	—	—	0
TOTALS		67	908	13.6	67	6	5	28	5.6	13	0



HILL, TREY

C/G #63

Height: 6-4
Weight: 319
College: Georgia
Experience: Rookie in 2021

2020 games-starts: 0-0
Career games-starts: 0-0
Born: 1-23-00
Hometown: Warner Robins, Ga.
Acquired: D6a'21

A 26-game starter on one of college's top offensive lines ... Spent three years (2018-20) at Georgia, and chose to forgo final season of eligibility to enter NFL draft ... Started UGA's final four games at RG as freshman in 2018 before taking over as full-time C for final two seasons ... Listed as C/G by Bengals ... Known as stout interior blocker with good movement skills and high football IQ.

Career transactions: Selected by Cincinnati in sixth round of 2021 NFL Draft (190th overall) ... Signed with Bengals on 5-17-21.

OL coach/run game coord. Frank Pollack says: He's played both center and guard, so he has good position flexibility. He was very productive in the SEC, so he's used to making adjustments with blitz pickups and against a variety of fronts and pressures. He's a good fit to compete at any of the three interior offensive line spots.

College highlights: Spent three seasons (2018-20) at the University of Georgia; chose to forgo his final year of eligibility to enter the NFL Draft ...

Played in 36 career games (26 starts) ... Two-year full-time starter at C, but also saw four starts at RG as a true freshman. **2020**—Started eight games at C, before missing the final two contests with an injury. **2019**—Started all 14 games at C, in first season as a full-time starter ... Winner of team's Most Improved Player award ... Named to SEC Academic Honor Roll. **2018**—Enrolled at UGA in January, and went on to play in all 14 games (four starts) as a true freshman ... Started final four games at RG ... Also filled in at C for all but four offensive plays of UGA's win at Kentucky in place of injured starter Lamont Gaillard.

High School: Attended Houston County High School in Warner Robins, Ga. ... As a senior in 2017, blocked for team's 1354 rushing yards ... Played in 2018 Army All-American Game ... Also participated in track and field (shot put).

Personal: Hometown is Warner Robins, Ga. ... Graduated from Georgia with a degree in Sport Management in Fall of 2020.



HILTON, MIKE

CB #21**Height:** 5-9**Weight:** 184**College:** Mississippi**Experience:** 5th-year player in 2021**2020 games-starts:** 12-6 (Pitt.)**Career games-starts:** 59-20**Born:** 3-9-94**Hometown:** Fayetteville, Ga.**Acquired:** UFA(Pitt.)'21

A veteran CB known for his tackling ability and coverage in the slot, Hilton enters his first Bengals season after signing with Cincinnati as an unrestricted free agent in March ... Enters 2021 with 59 career games played (20 starts), 9.5 sacks, 32 PDs, seven INTs, three FFs and five FRs ... All game action has come with Pittsburgh ... Originally a college free agent signee of Jacksonville in 2016, and then spent time briefly on New England's practice squad before settling with Pittsburgh late in his rookie season ... Under contract with Cincinnati through the 2024 season.

Career transactions: Signed with Jacksonville as college free agent on 5-6-16 ... Waived by Jaguars on 8-30-16 ... Signed to New England practice squad on 9-6-16 ... Released from Patriots practice squad on 9-13-16 ... Signed to Pittsburgh practice squad on 12-13-16 ... Signed to Steelers roster on 1-23-17 ... Signed contract extension with Steelers on 1-16-18 ... Received tender offer from Steelers on 3-5-19 ... Steelers contract expired on 3-13-19; became exclusive rights player ... Re-signed with Steelers as exclusive rights player on 7-25-19 ... Received tender offer from Steelers on 3-18-20 ... Steelers contract expired on 3-18-20; became restricted free agent ... Re-signed with Steelers as restricted free agent on 6-12-20 ... Steelers contract expired on 3-17-21; became unrestricted free agent ... Signed with Cincinnati as unrestricted free agent on 3-19-21.

2020 highlights: Played in 12 games (six starts) for Pittsburgh ... Inactive for four games due to shoulder injury ... Posted 50 tackles (led secondary), three sacks, seven PDs, three INTs, a FF and two FRs ... Recorded a sack of Jeff Driskel on Sept. 20 vs. Denver, and also recovered a Drew Lock fumble in the first quarter that set up a Steelers TD ... In season-opener at the N.Y. Giants, recorded a third-down sack of QB Daniel Jones in the fourth quarter that forced a punt ... On Sept. 27 vs. Houston, intercepted a Deshaun Watson pass in the fourth quarter with the Steelers trailing by one point; his pick set up a go-ahead TD drive that ended up being the deciding score ... Played in Wild Card Playoff vs. Cleveland, and had two tackles.

Previous seasons: 2016—Did not play as a rookie ... Spent offseason with Jacksonville, but was waived at the end of preseason ... Spent four days on New England's practice squad in September ... Signed in December to Pittsburgh's practice squad, where he spent the remainder of the season. **2017**—Made Steelers' active roster out of training camp, and went on to play in all 16 games (four starts) ... Totaled 54 tackles, four sacks, six PDs, two INTs and a FF ... Played in Steelers' Divisional playoff game vs. Jacksonville (no statistics) ... Made NFL debut in season-opener at Cleveland, and recorded two tackles ... On Oct. 1 at Baltimore, took down Joe Flacco in the third quarter for his first career sack, and then picked off Flacco in the fourth quarter for his first career INT ... Named AFC Defensive Player of the Week for Christmas Day performance at Houston, when he recorded three sacks of Texans QB T.J. Yates. **2018**—Played in 15 games (two starts) for Pittsburgh ... Inactive Sept. 30 at Baltimore (elbow) ... Posted 56 tackles, a sack, eight PDs, an INT and two FRs ... Picked off Ryan Fitzpatrick Sept. 24 at Tampa Bay, and then later recovered first fumble of his career ... On Dec. 9 at Oakland, recorded a team-high eight tackles, including a six-yard sack of Derek Carr, and also recovered a fumble. **2019**—Played in all 16 games (eight starts) for Pittsburgh ... Totaled 63 tackles, 1.5 sacks, 11 PDs, an INT, a FF and a FR ... His six tackles for losses led all NFL CBs, and his five QB hits ranked second among CBs ... Intercepted Ravens QB Lamar Jackson Oct. 6 ... Recorded three tackles and split a sack on Ravens QB Robert Griffin III Dec. 29 at Baltimore.

College: Played four seasons (2012-15) at Mississippi ... Played every position in the secondary, bouncing between CB and S early in his career before settling full-time at S prior to his senior season ... Semifinalist for the Jim Thorpe Award as a senior, in his first year as a full-time safety.

Personal: Hometown is Fayetteville, Ga. (outside Atlanta) ... Attended Sandy Creek High School in Tyrone, Ga. ... As a senior, helped team to 12-1 record and berth in the state playoffs ... Broke school record with nine INTs as a junior ... Graduated from Mississippi with a degree in general studies.

MIKE HILTON'S STATISTICS

			DEFENSE							INTERCEPTIONS						SCORING				
YEAR	TEAM	G-S	ST	AT	TT	SKS-YDS	PD	FF	FR-YDS	NO	YDS	AVG	LG	TD		TD	TD-IntRt	TD-FRRt	S	PTS
2016	New England	0-0				DID NOT PLAY*				DID NOT PLAY*						DID NOT PLAY*				
	Pittsburgh	0-0				DID NOT PLAY*				DID NOT PLAY*						DID NOT PLAY*				
2017	Pittsburgh	16-4	42	12	54	4-34	6	1	0-0	2	45	22.5	26	0		—	—	—	—	—
2018	Pittsburgh	15-2	43	13	56	1-6	8	0	2-2	1	0	0.0	0	0		—	—	—	—	—
2019	Pittsburgh	16-8	50	13	63	1.5-10	11	1	1-0	1	1	1.0	1	0		—	—	—	—	—
2020	Pittsburgh	12-6	41	9	50	3-25	7	1	2-22	3	5	1.7	8	0		—	—	—	—	—
N.E. TOTALS		0-0	0	0	0	0-0	0	0	0-0	0	0	—	—	0		—	—	—	—	—
PITT. TOTALS		59-20	176	47	223	9.5-75	32	3	5-24	7	51	7.3	26	0		—	—	—	—	—
CAREER		59-20	176	47	223	9.5-75	32	3	5-24	7	51	7.3	26	0		—	—	—	—	—

		SPECIAL TEAMS									KICKOFF RETURNS						PUNT RETURNS					
YEAR	TEAM	ST	AT	TT	FF	FR-YDS	BP	BFG	BXP	NO	YDS	AVG	FC	LG	TD	NO	YDS	AVG	FC	LG	TD	
2017	Pittsburgh	6	4	10	0	0-0	0	0	0	—	—	—	—	—	—	—	—	—	—	—	—	
2018	Pittsburgh	1	0	1	0	0-0	0	0	0	—	—	—	—	—	—	—	—	—	—	—	—	
2019	Pittsburgh	2	0	2	0	0-0	0	0	0	—	—	—	—	—	—	—	—	—	—	—	—	
2020	Pittsburgh	1	0	1	0	0-0	0	0	0	—	—	—	—	—	—	—	—	—	—	—	—	
CAREER		10	4	14	0	0-0	0	0	0	—	—	—	—	—	—	—	—	—	—	—	—	

POSTSEASON

			DEFENSE							INTERCEPTIONS						SCORING				
YEAR	TEAM	G-S	ST	AT	TT	SKS-YDS	PD	FF	FR-YDS	NO	YDS	AVG	LG	TD		TD	TD-IntRt	TD-FRRt	S	PTS
2017	Pittsburgh	1-0	0	0	0	0-0	0	0	0-0	—	—	—	—	—		—	—	—	—	—
2020	Pittsburgh	1-0	2	0	2	0-0	0	0	0-0	—	—	—	—	—		—	—	—	—	—
CAREER		2-0	2	0	2	0-0	0	0	0-0	—	—	—	—	—		—	—	—	—	—

		SPECIAL TEAMS									KICKOFF RETURNS						PUNT RETURNS					
YEAR	TEAM	ST	AT	TT	FF	FR-YDS	BP	BFG	BXP	NO	YDS	AVG	FC	LG	TD	NO	YDS	AVG	FC	LG	TD	
2017	Pittsburgh	1	1	2	0	0-0	0	0	0	—	—	—	—	—	—	—	—	—	—	—	—	
CAREER		1	1	2	0	0-0	0	0	0	—	—	—	—	—	—	—	—	—	—	—	—	

* NOTE: In 2016, Hilton was on the practice squad for one regular-season game with New England, as well as three regular-season games and three postseason games with Pittsburgh.

2020 REGULAR-SEASON GAME-BY-GAME

		DEFENSE								INTERCEPTIONS											
DATE	OPPONENT	ST	AT	TT	SKS-YDS	INT-YDS	PD	FF	FR-YDS	NO	YDS	AVG	LG	TD							
Pittsburgh																					
9-14	at N.Y. Giants	3	2	5	1-9	0-0	1	0	0-0	0	0	—	—	0							
9-20	DENVER	8	0	8	1-8	0-0	1	0	1-8	0	0	—	—	0							
9-27	HOUSTON	7	0	7	0-0	1-8	1	0	0-0	1	8	8.0	8	0							
10-4	— BYE —																				
10-11	PHILADELPHIA	8	0	8	1-8	0-0	0	0	0-0	0	0	—	—	0							
10-18	CLEVELAND	0	0	0	0-0	0-0	0	0	0-0	0	0	—	—	0							
10-25	at Tennessee				INACTIVE						INACTIVE										
11-1	at Baltimore				INACTIVE						INACTIVE										
11-8	at Dallas				INACTIVE						INACTIVE										
11-15	CINCINNATI				INACTIVE						INACTIVE										
11-22	at Jacksonville	0	1	1	0-0	0-0	0	0	0-0	0	0	—	—	0							
12-2	BALTIMORE	2	0	2	0-0	0-0	0	0	0-0	0	0	—	—	0							
12-7	WASHINGTON	5	1	6	0-0	0-0	1	0	0-0	0	0	—	—	0							
12-13	at Buffalo	3	2	5	0-0	1-0	1	1	0-0	1	0	0.0	0	0							
12-21	at Cincinnati	2	1	3	0-0	0-0	0	0	0-0	0	0	—	—	0							
12-27	INDIANAPOLIS	2	2	4	0-0	1-(-3)	2	0	1-14	1	-3	-3.0	-3	0							
1-3	at Cleveland	1	0	1	0-0	0-0	0	0	0-0	0	0	—	—	0							
TOTALS		41	9	50	3-25	3-5	7	1	2-22	3	5	1.7	8	0							
		SPECIAL TEAMS								KICKOFF RETURNS						PUNT RETURNS					
DATE	OPPONENT	ST	AT	TT	FF	FR-YDS	BP	BFG	BXP	NO	YDS	AVG	FC	LG	TD	NO	YDS	AVG	FC	LG	TD
Pittsburgh																					
9-14	at N.Y. Giants	0	0	0	0	0-0	0	0	0	—	—	—	—	—	—	—	—	—	—	—	—
9-20	DENVER	0	0	0	0	0-0	0	0	0	—	—	—	—	—	—	—	—	—	—	—	—
9-27	HOUSTON	1	0	1	0	0-0	0	0	0	—	—	—	—	—	—	—	—	—	—	—	—
10-4	— BYE —																				
10-11	PHILADELPHIA	0	0	0	0	0-0	0	0	0	—	—	—	—	—	—	—	—	—	—	—	—
10-18	CLEVELAND	0	0	0	0	0-0	0	0	0	—	—	—	—	—	—	—	—	—	—	—	—
10-25	at Tennessee					INACTIVE					INACTIVE						INACTIVE				
11-1	at Baltimore					INACTIVE					INACTIVE						INACTIVE				
11-8	at Dallas					INACTIVE					INACTIVE						INACTIVE				
11-15	CINCINNATI					INACTIVE					INACTIVE						INACTIVE				
11-22	at Jacksonville	0	0	0	0	0-0	0	0	0	—	—	—	—	—	—	—	—	—	—	—	—
12-2	BALTIMORE	0	0	0	0	0-0	0	0	0	—	—	—	—	—	—	—	—	—	—	—	—
12-7	WASHINGTON	0	0	0	0	0-0	0	0	0	—	—	—	—	—	—	—	—	—	—	—	—
12-13	at Buffalo	0	0	0	0	0-0	0	0	0	—	—	—	—	—	—	—	—	—	—	—	—
12-21	at Cincinnati	0	0	0	0	0-0	0	0	0	—	—	—	—	—	—	—	—	—	—	—	—
12-27	INDIANAPOLIS	0	0	0	0	0-0	0	0	0	—	—	—	—	—	—	—	—	—	—	—	—
1-3	at Cleveland	0	0	0	0	0-0	0	0	0	—	—	—	—	—	—	—	—	—	—	—	—
TOTALS		1	0	1	0	0-0	0	0	0	—	—	—	—	—	—	—	—	—	—	—	—



HODGE, DARIUS

LB #44

Height: 6-1

Weight: 248

College: Marshall

Experience: Rookie in 2021

2020 games-starts: 0-0

Career games-starts: 0-0

Born: 7-3-98

Hometown: Wake Forest, N.C.

Acquired: CFA'21

College free agent signee looks to make the transition from college DE to pro LB ... Spent four years (2017-20) at Marshall University, with a redshirt season in '17 ... Productive pass rusher in college who blossomed his final two seasons, recording 13.5 sacks over that span (22 games) ... Led the Thundering Herd in sacks in each of his final two seasons ... Touted by scouts for his athleticism, relentless effort and experience as a pass-rusher ... Bengals list him at LB.

Career transactions: Signed with Cincinnati as college free agent on 5-14-21.

College highlights: Spent four years (2017-20) at Marshall, with a redshirt season in '17 ... Played in 31 career games, seeing action at DE, and recorded 117 tackles, 15.5 sacks, two PDs, two FRs and a FF. **2020**—Started all

10 games, and posted 63 tackles, 6.5 sacks, a PD, a FF and a FR ... Recorded at least a half sack in six of his team's 10 games. **2019**—Played in all 13 games (12 starts) in first season as a full-time starter, and posted career-high seven sacks ... Also had a blocked kick ... Tied school record with 4.5 sacks (for 26 yards) in game vs. Old Dominion. **2018**—Redshirt freshman played in 11 games as a reserve, and recorded 13 tackles, two sacks, a FR and a blocked kick. **2017**—Did not play (redshirt).

High school: Attended Wake Forest (N.C.) High School, where as a senior he led his team to a 4AA state title and was named the North Carolina Associated Press Defensive Player of the Year ... Voted MVP of 4AA state title game after posting 17 tackles and two blocked punts in 29-0 victory.

Personal: Hometown is Wake Forest, N.C.



HOPKINS, TREY

C #66

Height: 6-3
Weight: 316
College: Texas
Experience: 6th-year player in 2021

2020 games-starts: 15-15
Career games-starts: 61-52
Born: 7-6-92
Hometown: Houston, Texas
Acquired: CFA'14

Cincinnati's No. 1 C since 2019 started 15 games in 2021, but suffered a torn left ACL in the season finale ... Was slotted as a reserve OL entering 2019 training camp, then won the starting C job with strong preseason ... Considered among the top performers on the offensive line in his two seasons as the starting C, and earned a contract extension late in 2019 (through '22) ... Originally a Bengals college free agent signee in 2014, he battled injuries and bounced between the Bengals' roster and practice squad his first three seasons (2014-16) ... Served as Cincinnati's No. 1 RG in 2017, then served as a key reserve in '18 and started nine games at three different positions as an injury replacement ... Has played in 61 career games (52 starts) entering 2021, and has started multiple games at all three interior OL positions.

Career transactions: Signed with Cincinnati as college free agent on 5-12-14 ... Waived by Bengals on 9-5-15 ... Signed to Bengals practice squad on 9-6-15 ... Signed to Bengals roster on 1-11-16 ... Waived by Bengals on 9-3-16 ... Re-signed with Bengals on 9-4-16 ... Waived by Bengals on 9-15-16 ... Signed to Bengals practice squad on 9-16-16 ... Signed to Bengals roster on 12-31-16 ... Received tender offer from Bengals on 3-8-19 ... Bengals contract expired on 3-13-19; became restricted free agent ... Re-signed with Bengals as restricted free agent on 4-4-19 ... Signed contract extension with Bengals on 12-28-19.

2020 highlights: Played and started in 15 games ... Inactive in Game 8 (concussion) ... Assisted in blocking effort on Oct. 4 vs. Jacksonville that paved way for Bengals' 505 net yards of offense, including 300 through the air from QB Joe Burrow and 151 on the ground from HB Joe Mixon ... On Oct. 25 vs. Cleveland, aided in protection effort that helped Joe Burrow become only the sixth rookie in NFL history to pass for 400 yards in a game (Burrow had 406), and the first player of any experience to record 400 passing yards, three passing TDs and one rushing TD ... On Dec. 27 at Houston, aided in protection effort for QB Brandon Allen's 371 passing yards and two TDs, along with 169 team rushing yards and a more than 12-minute edge in time of possession (36:10-23:50) ... Suffered torn left ACL in season finale vs. Baltimore.

Previous seasons: **2014**—Played in three preseason games, with one start at LG ... Suffered leg injury Aug. 24 at Arizona ... Placed on Reserve/Injured list Aug. 30. **2015**—Missed first two preseason games with leg injury, but played in the last two ... On practice squad for Games 1-16 and Wild Card playoff. **2016**—Inactive Sept. 11 at N.Y. Jets ... On practice squad for Games 2-15 ... Re-signed to roster prior to season finale and made NFL debut Jan. 1 vs. Baltimore, playing 10 snaps on offense and five on special teams ... Played all four preseason games, with start at LOT in Game 4. **2017**—Played in 13 games, with 12 starts at RG ... Inactive Games 2-4 with a knee injury ... Served as Cincinnati's No. 1 RG, after entering season with just one game of prior NFL experience ... Assisted offense in controlling season-high time of possession (35:02) Oct. 1 at Cleveland ... On Oct. 8 vs. Buffalo, aided offense's season-high 388 net yards and QB Andy Dalton's season-high 328 yards passing ... On Nov. 26 vs. Cleveland, supported first career 100-yard rushing game for HB Joe Mixon (23-114) and team's highest net rushing total of season (152 yards) ... On Dec. 24 vs. Detroit, blocked for HB Giovani Bernard's season-high 116 yards. **2018**—Played in 16 games, with nine starts ... Served as a key reserve on the OL, and ended up starting games at all three interior OL positions; Started at C for injured starter Billy Price in Games 3-8, started at RG in Game 9, and started at LG in Games 12-13 ... Contributed to blocking effort for HB Joe Mixon, who rushed for AFC-best 1168 yards and became the first Bengal to rush for 1000 yards since Jeremy Hill in 2014 ... On Sept. 13 vs. Baltimore, entered game at C in first quarter as replacement for injured starter Billy Price, and supported blocking effort for offense that scored 28 first-half

points and totaled 373 net yards. **2019**—Entered training camp slotted as a reserve OL, but won Bengals' No. 1 C job with a strong preseason and went on to start all 16 games at C ... Missed just one snap all season, good for a team-high 99.9 percent of offensive snaps ... Aided in blocking effort that helped HB Joe Mixon to his second consecutive 1000-yard rushing season (1137), while also scoring five rushing TDs ... Played all 75 offensive snaps in season-opener at Seattle, and aided blocking effort that helped QB Andy Dalton to career-high 418 passing yards ... On Nov. 10 vs. Baltimore, aided in the blocking effort for Mixon's 114 rushing yards ... On Dec. 8 at Cleveland, paved way for Mixon's 186 yards from scrimmage, including a career-high 146 yards on 23 carries (6.3 average) and a TD ... Helped a run-heavy Bengals offense on Dec. 15 vs. New England, when Mixon rushed 25 times for 136 yards ... On Dec. 29 vs. Cleveland, contributed to blocking effort that sprung Mixon for career-high 162 rushing yards and two TDs.

College: Played four seasons (2010-13) at Texas, appearing in 50 games with 42 starts (28 starts at LG, 14 at ROT) ... Two-time All-Big 12 selection, and earned first-team honors at G in 2013 from Associated Press, Sporting News and ESPN.com ... Started all 13 games in 2013 (12 at LG, one at ROT), and helped offense average 196.2 yards rushing yards per game while allowing just 16 sacks ... Started all 13 games at ROT as a sophomore and helped offense average 202.6 rushing yards and 392.5 yards total offense.

Personal: Hometown is Houston, Texas ... Attended North Shore High School, where he was All-American, all-state, all-area and two-time first-team all-district as a senior ... 2011 Academic All-Big 12 first team selection and named to Big 12 Commissioner's Honor Roll (Spring 2011) ... Plays saxophone and clarinet ... Other hobbies include playing Xbox ... Has served as a substitute teacher in Cincinnati during the offseason, teaching math and science in grades 5-8 ... Has performed community service with Maslow's Army (homeless relief), and serves on the organization's board ... Biology major at Texas.

NOTE ABOUT NFL EXPERIENCE: Hopkins did not earn an accrued year of experience toward NFL free agency in 2015 or '16 because he was not on a 53-player roster, a Reserve/Injured list or a Reserve/Physically Unable to Perform list for the required minimum of six games in those seasons.

TREY HOPKINS' STATISTICS

GAMES-STARTS

YEAR	TEAM	GAMES	STARTS
2014	Cincinnati.....	*DID NOT PLAY	
2015	Cincinnati.....	*DID NOT PLAY	
2016	Cincinnati.....	1	0
2017	Cincinnati.....	13	12
2018	Cincinnati.....	16	9
2019	Cincinnati.....	16	16
2020	Cincinnati.....	15	15
CAREER		61	52

POSTSEASON

GAMES-STARTS

YEAR	TEAM	GAMES	STARTS
2014	Cincinnati.....	*DID NOT PLAY	
2015	Cincinnati.....	*DID NOT PLAY	
CAREER		0	0

* NOTE: Hopkins was on the Reserve/Injured list for 16 regular-season games and one postseason game with Cincinnati in 2014. In 2015, he was on the practice squad for 16 regular-season games and one postseason with Cincinnati.



HUBBARD, SAM

DE #94

Height: 6-5
Weight: 265
College: Ohio State
Experience: 4th-year player in 2021

2020 games-starts: 13-13
Career games-starts: 44-28
Born: 6-29-95
Hometown: Cincinnati, Ohio
Acquired: D3a'18

Cincinnati native (Archbishop Moeller High School) and 2018 Bengals third-round draft pick has been full-time starter at RDE since 2019 ... Played and started 13 games in 2020, and totaled 62 tackles, two sacks, three PDs and a FF ... On Reserve/Injured (left elbow) for Games 6-8 ... Considered a strong run defender, and led the defensive line in tackles in 2019 and '20 ... Enters 2021 with 16.5 career sacks, third-most among players from the 2018 draft class ... Enters 2021 with three career multi-sack games ... Has played primarily DE throughout career, but has also seen action at DT in nickel packages ... Played safety in high school, where he helped Moeller to back-to-back state titles as a junior and senior, before switching to DE at Ohio State.

Career transactions: Selected by Cincinnati in third round of 2018 NFL Draft (77th overall) ... Signed with Bengals on 6-21-18.

2020 highlights: Played in 13 games (all starts) ... Started five contests at RDE (Games 1-4, 9) and eight at LDE (Games 5, 10-16) ... Placed on Reserve/Injured (elbow) for Games 6-8 ... Totaled 62 tackles, two sacks, three PDs and one FF ... Opened the season on Sept. 13 vs. L.A. Chargers with nine tackles ... Sacked Carson Wentz for a six-yard loss on Sept. 27 at Philadelphia, forcing Eagles to settle for a FG ... Posted season-high 10 tackles on Dec. 6 at Miami ... Made defensive play of the game on Dec. 27 at Houston, when with 1:35 remaining and the Texans trailing by three, he sacked Deshaun Watson and jarred the ball loose (Bengals recovered), helping to seal a win for Cincinnati.

Previous seasons: 2018—Played in all 16 games, and totaled six sacks (third on team), a FF and a FR ... Played primarily as a rotational defensive lineman, seeing action on 508 of 1129 possible defensive snaps (45 percent) ... Primary position was DE, but also saw snaps at DT in nickel packages ... Also served as lead-blocker in goal-line situations, and helped HB Joe Mixon to one-yard TD runs in both Game 1 at Indianapolis and Game 10 at Baltimore ... Logged first career sack on Sept. 13 vs. Baltimore, downing QB Joe Flacco ... On Oct. 7 vs. Miami, recovered a Ryan Tannehill fumble (forced by DE Carlos Dunlap) late in the fourth quarter and returned it 19 yards for a TD, putting the Bengals ahead by two scores and sealing a win ... On

Oct. 28 vs. Tampa Bay, sacked Buccaneers QB Jameis Winston on a third-and-14 to force a punt ... On Dec. 2 vs. Denver, sacked Broncos QB Case Keenum to force a fourth down, which resulted in a missed FG ... On Dec. 16 vs. Oakland, had two sacks of Raiders QB Derek Carr, including a strip sack (recovered by Dunlap). **2019**—Started 15 games at RDE ... Missed Game 13 at Cleveland due to knee injury ... Led defensive line in tackles (76), and ranked second on team in sacks (8.5) ... Also had three PDs and a FF ... Recorded two sacks of Russell Wilson for a combined 16 yards in season opener at Seattle, and recorded a team-high 10 tackles ... Had seven tackles on Sept. 22 at Buffalo, and added a FF of Bills RB T.J. Yeldon (Bengals recovered) ... On Dec. 1 vs. the N.Y. Jets, sacked QB Sam Darnold on third down and forced a Jets punt ... On Dec. 15 vs. New England, Hubbard brought down Tom Brady for a five-yard loss on a third down, forcing a Patriots punt ... Recorded six tackles and 1.5 sacks in season finale vs. Cleveland.

College: Spent four years (2014-17) at Ohio State, with a redshirt season during the Buckeyes' national championship run in '14 ... Played in 40 career games (22 starts), and totaled 116 tackles, including 29.5 tackles for losses and 17 sacks (15th in school history), as well as one INT, three pass breakups, three FFs and two FRs ... Helped OSU to a combined record of 35-5 during his three seasons of action ... Also an accomplished student at OSU, he was a first-team Academic All-American (2016), three-time Academic All-Big Ten honoree ('15-17), and three-time OSU Scholar Athlete ('14-16).

Personal: Hometown is Cincinnati ... Attended Archbishop Moeller High School in Cincinnati ... Played safety for Crusaders, and helped team to state titles in junior (2012) and senior ('13) seasons ... Earned first-team Division I all-state honors (AP) as safety in 2013 ... Also standout lacrosse player at Moeller and was committed to play collegiately at Notre Dame, before ultimately opting for football scholarship at Ohio State ... Originally noticed by OSU head coach Urban Meyer while playing dodgeball in gym class ... Interned with then-Buckeye and current Bengals QB Joe Burrow at Goldman Sachs in New York City during summer of 2016; also interned with JPMorgan Chase in spring of '17 ... Held spring football camp for kids at Moeller to benefit Freestore Foodbank ... Graduated from Ohio State with degree in finance; minored in history.

SAM HUBBARD'S STATISTICS

YEAR	TEAM	G-S	DEFENSE							INTERCEPTIONS					SCORING				
			ST	AT	TT	SKS-YDS	PD	FF	FR-YDS	NO	YDS	AVG	LG	TD	TD	TD-IntRt	TD-FRRt	S	PTS
2018	Cincinnati	16-0	27	12	39	6-37	2	1	1-19	—	—	—	—	—	1	0	1	0	6
2019	Cincinnati	15-15	46	30	76	8.5-56.5	3	1	0-0	—	—	—	—	—	0	0	0	0	0
2020	Cincinnati	13-13	33	29	62	2-8	3	1	0-0	—	—	—	—	—	0	0	0	0	0
CAREER		44-28	106	71	177	16.5-101.5	8	3	1-19	—	—	—	—	—	1	0	1	0	6

2020 GAME-BY-GAME

		DEFENSE								INTERCEPTIONS				
DATE	OPPONENT	ST	AT	TT	SKS-YDS	INT-YDS	PD	FF	FR-YDS	NO	YDS	AVG	LG	TD
9-13	L.A. CHARGERS	3	6	9	0-0	0-0	0	0	0-0	—	—	—	—	—
9-17	at Cleveland	1	2	3	0-0	0-0	0	0	0-0	—	—	—	—	—
9-27	at Philadelphia	4	0	4	1-6	0-0	0	0	0-0	—	—	—	—	—
10-4	JACKSONVILLE	2	2	4	0-0	0-0	0	0	0-0	—	—	—	—	—
10-11	at Baltimore	0	3	3	0-0	0-0	0	0	0-0	—	—	—	—	—
10-18	at Indianapolis				RESERVE / INJURED					RESERVE / INJURED				
10-25	CLEVELAND				RESERVE / INJURED					RESERVE / INJURED				
11-1	TENNESSEE				RESERVE / INJURED					RESERVE / INJURED				
11-8	— BYE —													
11-15	at Pittsburgh	1	2	3	0-0	0-0	1	0	0-0	—	—	—	—	—
11-22	at Washington	3	1	4	0-0	0-0	0	0	0-0	—	—	—	—	—
11-29	N.Y. GIANTS	4	3	7	0-0	0-0	0	0	0-0	—	—	—	—	—
12-6	at Miami	7	3	10	0-0	0-0	0	0	0-0	—	—	—	—	—
12-13	DALLAS	3	3	6	0-0	0-0	1	0	0-0	—	—	—	—	—
12-21	PITTSBURGH	0	0	0	0-0	0-0	1	0	0-0	—	—	—	—	—
12-27	at Houston	2	2	4	1-2	0-0	0	1	0-0	—	—	—	—	—
1-3	BALTIMORE	3	2	5	0-0	0-0	0	0	0-0	—	—	—	—	—
TOTALS		33	29	62	2-8	0-0	3	1	0-0	—	—	—	—	—



HUBER, KEVIN

P #10

Height: 6-1
Weight: 210
College: Cincinnati
Experience: 13th-year player in 2021

2020 games-starts: 16-0
Career games-starts: 190-0
Born: 7-16-85
Hometown: Cincinnati, Ohio
Acquired: D5'09

Cincinnati native and the Bengals' longest-tenured player enters '21 with 190 career games played as a Bengal, fourth-most in team history; trails Ken Anderson (192), Reggie Williams (206) and Ken Riley (207) ... Put together one of his best statistical seasons in 2020, posting career-highs in both gross (47.2) and net (42.8) average ... His 72-yard punt in the season finale vs. Baltimore tied for the longest in the NFL in 2020, and also tied for the fourth-longest in Bengals history ... Stands as Bengals' career leader in every significant punting category, including punts (914), punting yards (41,362), gross average (45.25), net average (40.22) and inside-20 punts (315) ... Also shares franchise record for longest punt (75) ... Owns Bengals' best career ratio for inside-20s to touchbacks (4.3-to-1, 315-74) ... Particularly adept at pinning opponents deep in their own territory, he owns the top five seasons in team history for most inside-20 kicks, and enters 2021 fifth among active punters ... Originally a Bengals fifth-round draft pick in 2009 ... Initial-ballot Pro Bowl selection in 2014 ... Has also been reliable holder on placekicks for his entire Bengals career.

Career transactions: Selected by Cincinnati in fifth round of 2009 NFL Draft (142nd overall) ... Signed with Bengals on 7-16-09 ... Re-signed with Bengals on 3-8-13 ... Bengals contract expired on 3-14-18; became unrestricted free agent ... Re-signed with Bengals as unrestricted free agent on 3-15-18 ... Bengals contract expired on 3-17-21; became unrestricted free agent ... Re-signed with Bengals as unrestricted free agent on 3-22-21.

2020 highlights: Played in all 16 games ... Punted 71 times for 3350 yards, and posted career-highs in both gross (47.2) and net (42.8) average ... Had 19 inside-20 kicks to seven touchbacks ... Averaged 55.0 yards on six punts in season-opener vs. L.A. Chargers, tying the fifth-best single-game gross average in team history ... Booted four punts inside the 20-yard line on Sept. 27 at Philadelphia, and had zero touchbacks ... Posted season-highs in punts (nine) and punting yards (401) on Nov. 15 at Pittsburgh ... Posted season-high 48.2-yard net average on Dec. 6 at Miami ... Booted a 72-yard punt in the season-finale vs. Baltimore, tied for the longest in the NFL in 2020 and tied for the fourth-longest in team history.

Previous seasons: **2009**—First kicking specialist taken in 2009 draft ... Was only the second player drafted by the Bengals who grew up in Cincinnati and attended both high school and college in the Queen City (attended McNicholas High School and the University of Cincinnati); the first such player was RB Clem Turner, a 1969 fourth-round draftee who went to Woodward High and then UC (Turner played for the Bengals only in '69, and he also played for Denver from '70-'72) ... Rookie's 43.2-yard gross average tied Bengals' second-best since 1999 ... Had 36.3 net average, and in 10 previous seasons, only once did a Bengals punter better that mark ... Had 24 inside-20 kicks and only 10 touchbacks ... Made regular-season debut Sept. 13 vs. Denver, averaging 39.7 yards on seven punts, with season-best five inside-20 ... Had two key punts in second half of Sept. 20 win at Green Bay, a 48-yarder that went out of bounds at Green Bay four and a 56-yarder to Packers 26. **2010**—Averaged 42.1 yards per punt (38.2 net), with 28 inside-20s and six touchbacks ... Had only one touchback in last 11 games ... Helped Bengals control field position all day in win Sept. 26 at Carolina, as five of his six punts were downed inside-20 (tied career high), including three inside the five ... All three punts on Oct. 3 at Cleveland were inside-20s ... On Nov. 8 vs. Pittsburgh, had punt downed at Steelers' one but also suffered only career blocked punt, due to protection breakdown. **2011**—Averaged 44.2 yards on career-high 91 punts, and 39.2 net was second-best for a Bengals season at that time ... Played all 16 games and in Wild Card playoff ... His 4023 total punting yards set a new Bengals record at the time, surpassing Lee Johnson's 3954 in 1993 ... Had punt downed at two-yard line Oct. 9 at Jacksonville, helping set up field position for offense's game-winning TD drive ... Averaged 45.3 yards on seven punts in key win Dec. 4 at Pittsburgh, along with season-best four inside-20s and no touchbacks. **2012**—Led NFL in punts downed inside five-yard line (11) ... Averaged 46.6 gross yards and 42.0 net on 76 punts, both averages Bengals records at the time ... Had 33 inside-20 kicks and just seven touchbacks, and his plus-26 differential ranked tied for sixth in

NFL ... In Bengals' playoff-clinching win Dec. 23 at Pittsburgh, averaged 52.7 yards on six punts (48.3 net), and his four inside-20s included one out of bounds at Steelers two ... In Wild Card playoff at Houston, averaged 46.6 yards on five kicks (43.8 net), with three inside-20s and no touchbacks. **2013**—Played in Games 1-14 before missing last two games and Wild Card playoff, due to jaw and neck injuries suffered Dec. 15 at Pittsburgh ... Had crucial play in Oct. 6 win vs. New England, a 57-yard punt into strong winds and heavy rain late in fourth quarter ... Named AFC Special Teams Player of the Week on Dec. 1 at San Diego, after punting for career-high gross and net averages (both 55.5), with two inside-20s, no touchbacks and no return yards allowed ... Also vs. San Diego, tied Kyle Larson's club record for longest punt (75) ... Finished season with gross average of 45.2, and his 40.5 net ranked eighth in NFL ... Had 24 inside-20 kicks, with just four touchbacks ... No touchbacks on Sept. 29 vs. Cleveland, and his three inside-20s forced Browns to start drives from their five, eight and nine-yard lines ... Had three inside-20 kicks among his five punts Oct. 13 at Buffalo, including overtime kick that pinned Bills at their seven, helping set up field position for game-winning FG ... On Oct. 20 at Detroit, had 47.0 net on four punts, with one kick downed at Lions six with 1:52 remaining, setting up field position for Bengals game winning FG. **2014**—Ranked fourth in NFL in gross average (46.8) and fifth in net (42.1), re-setting records he had posted in 2012 ... Selected in initial voting for Pro Bowl, and earned first-team All-Pro honors from Sporting News ... Had 27 inside-20 kicks and six touchbacks ... On Sept. 21 vs. Tennessee averaged 49.3 gross and had three inside-20 kicks, downed at the two, 11 and four, two of which helped set up early scores ... Punted 11 times for 558 total yards Oct. 19 at Indianapolis, tying franchise record for punts in a game and setting record for yards ... Four inside-20s and no touchbacks on Nov. 23 at Houston ... In Wild Card playoff at Indianapolis, punted eight times for 47.5 gross and 43.1 net, with three inside-20s and no touchbacks. **2015**—Appeared in all 16 games and in Wild Card playoff ... Averaged 53.7 gross and 47.0 net on three punts Sept. 20 vs. San Diego, with two inside-20s and one touchback ... On Oct. 4 vs. Kansas City, had longest punt of season, 67-yarder downed at Chiefs' seven, and in fourth quarter had 42-yarder downed at one ... On Nov. 1 at Pittsburgh, had three inside-20s (no touchbacks), forcing Pittsburgh drive starts at five-, 17- and eight-yard lines ... Three inside-20s and no TBs in Wild Card playoff vs. Pittsburgh. **2016**—Played in Games 1-16, averaging 46.3 yards gross and 39.5 net ... Posted 23 inside-20s against eight touchbacks ... On Sept. 18 at Pittsburgh, averaged 45.2 gross and 40.2 net on nine punts, with three inside-20s and no TBs ... On Oct. 30 vs. Washington in London, had season-best 52.2 gross yards on five punts ... Had a kick downed at the one for the second straight game on Nov. 20 vs. Buffalo, and had one additional inside-20, with no touchbacks ... Had his season-long punt (72 yards) on Dec. 11 at Cleveland, and one of his two inside-20s was downed at the two ... Posted season-best net average (45.3) on three kicks on Dec. 18 vs. Pittsburgh. **2017**—Played in 16 games ... Punted 88 times for 4101 yards, with a 46.6-yard gross average and 40.8-yard net average ... His 4101 total punting yards set a new team record, surpassing his own mark of 4023, set in 2011 ... Recorded 32 inside-20 kicks vs. just three touchbacks ... His 32 inside-20s ranked fourth in the NFL in 2017, and were second-most in team history for a single season ... His three touchbacks tied for third-fewest in the AFC ... Recorded one special teams tackle on the season ... Had 10 games with two or more inside-20 kicks and five games with three or more ... Tied a Bengals record with six inside-20 kicks on Sept. 14 vs. Houston (record was set by Lee Johnson on 11-2-97 vs. San Diego) ... Had a season-long 63-yard punt on Nov. 12 at Tennessee. **2018**—Played all 16 games ... Punted 71 times for 3119 yards, for 43.9-yard gross average and 39.4-yard net ... Passed Lee Johnson (32,196) for most punting yards in team history Oct. 14 vs. Pittsburgh ... Passed Johnson (746) for most punts in team history Dec. 2 vs. Denver ... Had seven games with at least two inside-20 kicks, including two with four inside-20 kicks ... Boomed season-long 69-yard punt vs. Denver on Dec. 2. **2019**—Played in all 16 games ... Punted 75 times for 3394 yards (45.3 average), with 30 inside-20 kicks to just five touchbacks ... His net average (42.11) was a career-best and Bengals record, before he re-set it the next season ... Averaged 44.3 yards per punt in season-opener at Seattle, including 50-yard boot that pinned Seahawks at their own six-yard line ...

(Kevin Huber, continued)

Averaged 49.0 yards on three punts Oct. 6 vs. Arizona, including season-long 63-yarder ... Averaged career-best 55.7 yards on three punts in season finale vs. Cleveland, tied for second-best single-game average in team history; also averaged season-best 46.0-yard net vs. Browns.

Pro Bowl participation: Has played in one game, the 2014 season contest in Glendale, Ariz., helping Team Irvin secure victory with late 56-yard punt that pinned Team Carter at its three-yard line.

College: Played four seasons (2005-08) at Cincinnati, with 117 of his 124 punts coming in his last two campaigns ... Led the nation in net punting

average in both 2007 and '08, and as a junior in '07, his 46.9-yard gross average made him the first UC player to win the official national punting title ... Averaged 45.5 gross yards for his career, becoming eighth player in Division I/FBS history to average 45.0 yards or more for his career ... Had 47 inside-20 kicks for his career, with just 14 touchbacks ... Redshirted (did not play) in 2004.

Personal: Hometown is Cincinnati ... Attended McNicholas High School, where he was a three-time all-league selection ... Finance major at University of Cincinnati, twice earning Commissioner's Honor Roll when Bearcats played in Conference USA ... Later made the Big East All-Academic team ... Married (wife Mindi) ... The Hubers have established the Foundation for Underserved Rescues (FUR), which provides resources and support to underserved animal rescues ... Favorite hobby is golf, and also enjoys snow skiing.

KEVIN HUBER'S STATISTICS

			PUNTING										SPECIAL TEAMS								
YEAR	TEAM	G-S	NO	YDS	AVG	OPP RET	RET YDS	NET	TB	IN-20	LG	BLK	ST	AT	TT	FF	FR-YDS	BP	BFG	BXP	
2009	Cincinnati	16-0	86	3713	43.2	39	393	36.3	10	24	61	0	2	0	2	0	0-0	0	0	0	
2010	Cincinnati	16-0	71	2992	42.1	26	124	38.2	6	28	72	1	0	0	0	0	0-0	0	0	0	
2011	Cincinnati	16-0	91	4023	44.2	38	273	39.2	9	24	71	0	0	0	0	0	0-0	0	0	0	
2012	Cincinnati	16-0	76	3540	46.6	27	210	42.0	7	33	69	0	0	0	0	0	0-0	0	0	0	
2013	Cincinnati	14-0	66	2982	45.2	25	229	40.5	4	24	75	0	0	0	0	0	0-0	0	0	0	
2014	Cincinnati	16-0	73	3419	46.8	30	226	42.1	6	27	69	0	0	0	0	0	0-0	0	0	0	
2015	Cincinnati	16-0	68	3116	45.8	32	203	40.5	6	22	67	1	1	0	1	0	0-0	0	0	0	
2016	Cincinnati	16-0	78	3613	46.3	38	369	39.5	8	23	72	0	0	0	0	0	0-0	0	0	0	
2017	Cincinnati	16-0	88	4101	46.6	43	410	40.8	3	32	63	1	1	0	1	0	0-0	0	0	0	
2018	Cincinnati	16-0	71	3119	43.9	30	220	39.4	3	29	69	1	0	0	0	0	0-0	0	0	0	
2019	Cincinnati	16-0	75	3394	45.3	24	136	42.1	5	30	63	0	0	0	0	0	0-0	0	0	0	
2020	Cincinnati	16-0	71	3350	47.2	29	170	42.8	7	19	72	0	0	0	0	0	0-0	0	0	0	
CAREER		190-0	914	41,362	45.3	381	2963	40.2	74	315	75	4	4	0	4	0	0-0	0	0	0	

		PASSING									RUSHING				
YEAR	TEAM	ATT	CMP	YDS	TD	INT	LG	SKD-YDS	RAT	ATT	YDS	AVG	LG	TD	
2009	Cincinnati	—	—	—	—	—	—	—	—	1	0	0.0	0	0	
2012	Cincinnati	—	—	—	—	—	—	—	—	1	-1	-1.0	-1	0	
2013	Cincinnati	—	—	—	—	—	—	—	—	1	0	0.0	0	0	
CAREER		—	—	—	—	—	—	—	—	3	-1	-0.3	0	0	

PUNTING SINGLE-GAME HIGHS: NUMBER—11 (10-19-14 at Indianapolis). YARDS—558 (10-19-14 at Indianapolis). AVERAGE (minimum four punts)—55.5 (12-1-13 at San Diego). NET AVERAGE (minimum four punts)—55.5 (12-1-13 at San Diego). INSIDE-20s—6 (9-14-17 vs. Houston). LONG—75 (12-1-13 at San Diego).

POSTSEASON

			PUNTING										SPECIAL TEAMS								
YEAR	TEAM	G-S	NO	YDS	AVG	OPP RET	RET YDS	NET	TB	IN-20	LG	BLK	ST	AT	TT	FF	FR- YDS	BP	BFG	BXP	
2009	Cincinnati	1-0	4	192	48.0	2	26	36.5	1	0	56	0	—	—	—	—	—	—	—	—	
2011	Cincinnati	1-0	3	145	48.3	3	12	44.3	0	1	55	0	—	—	—	—	—	—	—	—	
2012	Cincinnati	1-0	5	233	46.6	2	14	43.8	0	3	53	0	—	—	—	—	—	—	—	—	
2013	Cincinnati	0-0	DID NOT PLAY*										DID NOT PLAY*								
2014	Cincinnati	1-0	8	380	47.5	5	35	43.1	0	3	62	0	—	—	—	—	—	—	—	—	
2015	Cincinnati	1-0	6	255	42.5	2	8	41.2	0	3	51	0	—	—	—	—	—	—	—	—	
CAREER		5-0	26	1205	46.3	14	95	41.9	1	10	62	0	—	—	—	—	—	—	—	—	

* NOTE: Huber was on the Reserve/Injured list for one postseason game with Cincinnati in 2013.

CAREER GAME-BY-GAME

PUNTING											
DATE	OPPONENT	NO	YDS	AVG	OPP RET	RET YDS	NET	TB	IN-20	LG	BLK
2009 / CINCINNATI											
9-13	DENVER	7	278	39.7	3	17	37.3	0	5	55	0
9-20	at Green Bay	4	185	46.3	0	0	41.3	1	2	61	0
9-27	PITTSBURGH	5	204	40.8	0	0	36.8	1	1	54	0
10-4	at Cleveland	9	406	45.1	6	120	31.8	0	2	57	0
10-11	at Baltimore	4	160	40.0	2	1	39.8	0	1	50	0
10-18	HOUSTON	7	335	47.9	5	47	41.1	0	1	58	0
10-25	CHICAGO	1	36	36.0	0	0	36.0	0	0	36	0
11-1	— BYE —										
11-8	BALTIMORE	5	232	46.4	3	12	40.0	1	1	51	0
11-15	at Pittsburgh	4	166	41.5	2	30	34.0	0	1	50	0
11-22	at Oakland	4	199	49.8	3	17	40.5	1	0	54	0
11-29	CLEVELAND	6	252	42.0	0	0	38.7	1	4	52	0
12-6	DETROIT	4	176	44.0	2	21	33.8	1	2	54	0
12-13	at Minnesota	7	287	41.0	5	60	32.4	0	0	48	0
12-20	at San Diego	5	233	46.6	3	5	37.6	2	0	50	0
12-27	KANSAS CITY	7	289	41.3	1	4	35.0	2	2	55	0
1-3	at N.Y. Jets	7	275	39.3	4	59	26.7	0	2	54	0
Postseason											
1-9	vs. N.Y. Jets	4	192	48.0	2	26	36.5	1	0	56	0

PUNTING											
DATE	OPPONENT	NO	YDS	AVG	OPP RET	RET YDS	NET	TB	IN-20	LG	BLK
2010 / CINCINNATI											
9-12	at New England	3	139	46.3	1	4	38.3	1	0	57	0
9-19	BALTIMORE	8	353	44.1	5	31	37.8	1	0	59	0
9-26	at Carolina	6	249	41.5	0	0	38.2	1	5	51	0
10-3	at Cleveland	3	116	38.7	0	0	38.7	0	3	50	0
10-10	TAMPA BAY	6	308	51.3	2	17	41.8	2	1	72	0
10-17	— BYE —										
10-24	at Atlanta	3	125	41.7	0	0	41.7	0	2	47	0
10-31	MIAMI	9	359	39.9	4	28	36.8	0	3	61	0
11-8	PITTSBURGH	4	166	41.5	1	0	33.2	0	1	50	1
11-14	at Indianapolis	4	161	40.3	2	5	39.0	0	4	52	0
11-21	BUFFALO	2	71	35.5	0	0	35.5	0	0	48	0
11-25	at N.Y. Jets	7	290	41.4	4	10	40.0	0	2	57	0
12-5	NEW ORLEANS	2	113	56.5	1	2	55.5	0	2	58	0
12-12	at Pittsburgh	5	217	43.4	2	1	39.2	1	1	67	0
12-19	CLEVELAND	1	34	34.0	0	0	34.0	0	1	34	0
12-26	SAN DIEGO	4	129	32.3	1	12	29.3	0	2	42	0
1-2	at Baltimore	4	162	40.5	3	14	37.0	0	1	53	0
2011 / CINCINNATI											
9-11	at Cleveland	8	382	47.8	6	58	38.0	1	2	60	0
9-18	at Denver	5	205	41.0	0	0	37.0	1	2	48	0
9-25	SAN FRANCISCO	7	317	45.3	3	19	39.7	1	3	59	0
10-2	BUFFALO	5	192	38.4	0	0	38.4	0	2	41	0
10-9	at Jacksonville	7	334	47.7	3	3	44.4	1	1	71	0
10-16	INDIANAPOLIS	5	221	44.2	2	5	43.2	0	1	53	0
10-23	— BYE —										
10-30	at Seattle	5	226	45.2	3	38	37.6	0	1	59	0
11-6	at Tennessee	7	308	44.0	2	8	37.1	2	2	57	0
11-13	PITTSBURGH	6	276	46.0	3	15	40.2	1	1	59	0
11-20	at Baltimore	7	270	38.6	3	6	37.7	0	2	56	0
11-27	CLEVELAND	4	191	47.8	3	18	43.3	0	0	58	0
12-4	at Pittsburgh	7	317	45.3	3	65	36.0	0	4	53	0
12-11	HOUSTON	4	186	46.5	4	30	39.0	0	1	56	0
12-18	at St. Louis	5	169	33.8	0	0	33.8	0	0	43	0
12-24	ARIZONA	5	215	43.0	2	-3	39.6	1	1	51	0
1-1	BALTIMORE	4	214	53.5	1	11	45.8	1	1	65	0
Postseason											
1-7	at Houston	3	145	48.3	3	12	44.3	0	1	55	0
2012 / CINCINNATI											
9-10	at Baltimore	4	183	45.8	2	18	41.3	0	1	57	0
9-16	CLEVELAND	3	126	42.0	1	9	39.0	0	3	58	0
9-23	at Washington	4	165	41.3	1	-1	41.5	0	3	56	0
9-30	at Jacksonville	3	143	47.7	0	0	47.7	0	2	58	0
10-7	MIAMI	6	243	40.5	3	15	38.0	0	2	55	0
10-14	at Cleveland	7	354	50.6	2	60	36.3	2	2	65	0
10-21	PITTSBURGH	6	311	51.8	3	10	46.8	1	1	61	0
10-28	— BYE —										
11-4	DENVER	4	206	51.5	2	2	46.0	1	2	60	0
11-11	N.Y. GIANTS	4	193	48.3	2	28	41.3	0	2	57	0
11-18	at Kansas City	6	322	53.7	3	30	48.7	0	3	69	0
11-25	OAKLAND	5	204	40.8	2	17	37.4	0	0	45	0
12-2	at San Diego	3	114	38.0	0	0	38.0	0	3	45	0
12-9	DALLAS	3	136	45.3	2	4	44.0	0	1	50	0
12-13	at Philadelphia	5	194	38.8	1	6	33.6	1	0	49	0
12-23	at Pittsburgh	6	316	52.7	2	6	48.3	1	4	64	0
12-30	BALTIMORE	7	330	47.1	1	6	43.4	1	4	58	0
Postseason											
1-5	at Houston	5	233	46.6	2	14	43.8	0	3	53	0
2013 / CINCINNATI											
9-8	at Chicago	4	193	48.3	2	1	48.0	0	0	53	0
9-16	PITTSBURGH	7	326	46.6	2	37	38.4	1	3	61	0
9-22	GREEN BAY	3	131	43.7	0	0	43.7	0	1	55	0
9-29	at Cleveland	4	155	38.8	1	7	37.0	0	3	43	0
10-6	NEW ENGLAND	6	275	45.8	4	43	38.7	0	2	57	0
10-13	at Buffalo	5	206	41.2	2	10	39.2	0	3	50	0
10-20	at Detroit	4	189	47.3	2	1	47.0	0	1	50	0
10-27	N.Y. JETS	3	161	53.7	2	10	50.3	0	1	58	0
10-31	at Miami	4	154	38.5	0	0	38.5	0	4	50	0
11-10	at Baltimore	6	223	37.2	3	17	34.3	0	0	49	0
11-17	CLEVELAND	9	408	45.3	3	25	40.3	1	3	66	0
11-24	— BYE —										
12-1	at San Diego	4	222	55.5	1	0	55.5	0	2	75	0
12-8	INDIANAPOLIS	5	253	50.6	1	0	42.6	2	1	70	0
12-15	at Pittsburgh	2	86	43.0	2	78	4.0	0	0	48	0
12-22	MINNESOTA				RESERVE / INJURED						
12-29	BALTIMORE				RESERVE / INJURED						
Postseason											
1-5	SAN DIEGO				RESERVE / INJURED						

PUNTING											
DATE	OPPONENT	NO	YDS	AVG	OPP RET	RET YDS	NET	TB	IN-20	LG	BLK
2014 / CINCINNATI											
9-7	at Baltimore	4	151	37.8	2	2	37.3	0	3	50	0
9-14	ATLANTA	4	171	42.8	1	7	41.0	0	2	49	0
9-21	TENNESSEE	4	197	49.3	1	1	49.0	0	3	55	0
9-28	— BYE —										
10-5	at New England	4	166	41.5	3	12	38.5	0	0	51	0
10-12	CAROLINA	1	42	42.0	1	5	37.0	0	0	42	0
10-19	at Indianapolis	11	558	50.7	2	13	47.7	1	3	63	0
10-26	BALTIMORE	3	156	52.0	2	17	46.3	0	1	55	0
11-2	JACKSONVILLE	5	252	50.4	2	10	44.4	1	4	58	0
11-6	CLEVELAND	8	398	49.8	2	15	45.4	1	2	69	0
11-16	at New Orleans	2	88	44.0	1	4	42.0	0	1	47	0
11-23	at Houston	4	193	48.3	2	7	46.5	0	4	54	0
11-30	at Tampa Bay	6	289	48.2	3	21	41.3	1	1	59	0
12-7	PITTSBURGH	7	322	46.0	3	14	44.0	0	1	59	0
12-14	at Cleveland	2	77	38.5	0	0	38.5	0	1	47	0
12-22	DENVER	5	211	42.2	3	14	31.4	2	1	51	0
12-28	at Pittsburgh	3	148	49.3	2	84	21.3	0	0	59	0
Postseason											
1-4	at Indianapolis	8	380	47.5	5	35	43.1	0	3	62	0
2015 / CINCINNATI											
9-13	at Oakland	5	219	43.8	3	27	38.4	0	1	53	0
9-20	SAN DIEGO	3	161	53.7	1	0	47.0	1	2	58	0
9-27	at Baltimore	3	164	54.7	2	35	43.0	0	1	57	0
10-4	KANSAS CITY	3	143	47.7	0	0	47.7	0	2	67	0
10-11	SEATTLE	6	293	48.8	2	8	44.2	1	3	51	0
10-18	at Buffalo	3	121	40.3	0	0	40.3	0	3	52	0
10-25	— BYE —										
11-1	at Pittsburgh	4	136	34.0	0	0	34.0	0	3	42	0
11-5	CLEVELAND	2	79	39.5	1	0	26.3	0	1	43	1
11-16	HOUSTON	7	288	41.1	1	10	39.7	0	1	59	0
11-22	at Arizona	5	243	48.6	3	23	44.0	0	0	57	0
11-29	ST. LOUIS	4	193	48.3	3	22	42.8	0	1	53	0
12-6	at Cleveland	1	27	27.0	0	0	27.0	0	0	27	0
12-13	PITTSBURGH	2	96	48.0	2	3	46.5	0	0	48	0
12-20	at San Francisco	8	413	51.6	6	40	41.6	2	0	62	0
12-28	at Denver	5	237	47.4	2	20	35.4	2	1	56	0
1-3	BALTIMORE	7	303	43.3	6	15	41.1	0	3	53	0
Postseason											
1-9	PITTSBURGH	6	225	42.5	2	8	41.2	0	3	51	0
2016 / CINCINNATI											
9-11	at N.Y. Jets	3	144	48.0	2	11	44.3	0	1	58	0
9-18	at Pittsburgh	9	407	45.2	5	45	40.2	0	3	55	0
9-25	DENVER	5	231	46.2	1	11	40.0	1	3	53	0
9-29	MIAMI	4	184	46.0	3	13	42.8	0	1	50	0
10-9	at Dallas	5	196	39.2	2	10	33.2	1	2	44	0
10-16	at New England	4	164	41.0	3	49	28.8	0	0	52	0
10-23	CLEVELAND	2	89	44.5	1	3	33.0	1	0	48	0
10-30	WASHINGTON (London)	5	261	52.5	2	23	43.6	1	1	61	0
11-6	— BYE —										
11-14	at N.Y. Giants	7	336	48.0	4	40	42.3	0	2	53	0
11-20	BUFFALO	6	267	44.5	3	33	39.0	0	2	54	0
11-27	at Baltimore	6	283	47.2	3	49	35.7	1	1	63	0
12-4	PHILADELPHIA	1	49	49.0	1	7	42.0	0	0	49	0
12-11	at Cleveland	5	248	49.6	0	0	41.6	2	2	72	0
12-18	PITTSBURGH	3	141	47.0	1	5	45.3	0	1	54	0
12-24	at Houston	8	366	45.8	4	32	41.8	0	3	54	0
1-1	BALTIMORE	5	247	49.4	3	38	37.8	1	1	63	0
2017 / CINCINNATI											
9-10	BALTIMORE	5	212	42.4	3	23	37.8	0	1	53	0
9-14	HOUSTON	7	334	47.7	3	15	45.6	0	6	61	0
9-24	at Green Bay	6	296	49.3	5	70	37.7	0	1	58	0
10-1	at Cleveland	4	191	47.8	3	4	46.8	0	2	56	0
10-8	BUFFALO	4	187	46.8	2	41	36.5	0	3	48	0
10-15	— BYE —										
10-22	at Pittsburgh	5	250	50.0	1	7	48.6	0	2	58	0
10-29	INDIANAPOLIS	4	197	49.3	1	20	34.3	2	0	60	0
11-5	at Jacksonville	7	336	48.0	3	88	35.4	0	3	55	0
11-12	at Tennessee	7	351	50.1	3	17	47.7	0	3	63	0
11-19	at Denver	7	318	45.5	3	13	35.6	1	2	58	1
11-26	CLEVELAND	2	73	35.5	1	15	29.0	0	1	39	0
12-4	PITTSBURGH	5	246	49.2	2	7	47.8	0	3	57	0
12-10	CHICAGO	5	251	50.2	2	7	48.8	0	2	57	0
12-17	at Minnesota	8	365	45.6	5	41	40.5	0	2	53	0
12-24	DETROIT	4	152	38.0	0	0	38.0	0	1	40	0
12-31	at Baltimore	8	342	42.8	6	42	37.5	0	0	55	0

PUNTING											
DATE	OPPONENT	NO	YDS	AVG	OPP RET	RET YDS	NET	TB	IN-20	LG	BLK
2018 / CINCINNATI											
9-9	at Indianapolis	2	96	48.0	1	0	48.0	0	0	50	0
9-13	BALTIMORE	6	241	40.2	1	-2	40.5	0	4	55	0
9-23	at Carolina	3	132	44.0	1	4	42.7	0	2	48	0
9-30	at Atlanta	1	31	31.0	0	0	15.5	0	1	31	1
10-7	MIAMI	4	173	43.3	3	85	22.0	0	1	50	0
10-14	PITTSBURGH	6	270	45.0	2	22	41.3	0	4	63	0
10-21	at Kansas City	5	258	51.6	4	21	43.4	1	3	60	0
10-28	TAMPA BAY	6	263	43.8	1	8	42.5	0	3	54	0
11-4	— BYE —										
11-11	NEW ORLEANS	4	157	39.3	1	2	38.8	0	1	42	0
11-18	at Baltimore	6	251	41.8	2	14	39.5	0	1	53	0
11-25	CLEVELAND	2	99	49.5	2	6	46.5	0	1	51	0
12-2	DENVER	7	303	43.3	3	6	39.6	1	1	69	0
12-9	at L.A. Chargers	3	132	44.0	1	0	44.0	0	3	50	0
12-16	OAKLAND	5	216	43.2	3	22	38.8	0	1	50	0
12-23	at Cleveland	5	219	43.8	2	12	37.4	1	2	51	0
12-30	at Pittsburgh	6	278	46.3	3	20	43.0	0	1	52	0
2019 / CINCINNATI											
9-8	at Seattle	4	177	44.3	0	0	39.3	1	1	51	0
9-15	SAN FRANCISCO	5	226	45.2	2	4	44.4	0	1	50	0
9-22	at Buffalo	6	243	40.5	3	4	39.8	0	3	48	0
9-30	at Pittsburgh	5	205	41.0	0	0	37.0	1	1	59	0
10-6	ARIZONA	3	147	49.0	2	24	41.0	0	0	63	0
10-13	at Baltimore	5	201	40.2	1	8	38.6	0	3	54	0
10-20	JACKSONVILLE	6	290	48.3	2	15	45.8	0	3	58	0
10-27	L.A. Rams (London)	5	208	41.6	0	0	41.6	0	3	51	0
11-3	— BYE —										
11-10	BALTIMORE	1	53	53.0	1	8	45.0	0	0	53	0
11-17	at Oakland	5	225	45.0	1	0	45.0	0	3	57	0
11-24	PITTSBURGH	9	418	46.4	4	21	44.1	0	4	52	0
12-1	N.Y. JETS	5	238	47.6	0	0	39.6	2	3	54	0
12-8	at Cleveland	2	83	41.5	2	16	33.5	0	1	47	0
12-15	NEW ENGLAND	3	125	41.7	1	1	41.3	0	0	50	0
12-22	at Miami	8	388	48.5	4	26	45.3	0	3	59	0
12-29	CLEVELAND	3	167	55.7	1	9	46.0	1	1	60	0
2020 / CINCINNATI											
9-13	L.A. CHARGERS	6	330	55.0	2	7	43.8	3	3	70	0
9-17	at Cleveland	2	98	49.0	1	13	42.5	0	0	50	0
9-27	at Philadelphia	7	298	42.6	2	2	42.3	0	4	49	0
10-4	JACKSONVILLE	1	40	40.0	0	0	20.0	1	0	40	0
10-11	at Baltimore	7	351	50.1	3	10	43.0	2	0	60	0
10-18	at Indianapolis	3	131	43.7	2	17	38.0	0	0	53	0
10-25	CLEVELAND	0	0	—	0	0	—	0	0	—	0
11-1	TENNESSEE	3	130	43.3	1	3	42.3	0	2	47	0
11-8	— BYE —										
11-15	at Pittsburgh	9	401	44.6	4	60	37.9	0	1	50	0
11-22	at Washington	5	243	48.6	2	13	46.0	0	1	59	0
11-29	N.Y. GIANTS	5	243	48.6	1	8	47.0	0	3	57	0
12-6	at Miami	6	297	49.5	4	8	48.2	0	2	53	0
12-13	DALLAS	2	90	45.0	2	0	45.0	0	1	51	0
12-21	PITTSBURGH	7	319	45.6	3	19	42.9	0	1	51	0
12-27	at Houston	1	40	40.0	0	0	40.0	0	0	40	0
1-3	BALTIMORE	7	339	48.4	2	10	44.1	1	1	72	0



HUBERT, WYATT

DE #56

Height: 6-3
Weight: 258
College: Kansas State
Experience: Rookie in 2021

2020 games-starts: 0-0
Career games-starts: 0-0
Born: 6-13-98
Hometown: Topeka, Kan.
Acquired: D7'21

Rookie seventh-round pick known for his playmaking ability, production and relentless effort ... Spent four years (2017-20) at Kansas State, with a redshirt season in '17 ... Played in all 34 possible games (29 starts) at KSU and recorded 94 career tackles, 20 sacks, an INT, two PDs and a FF ... Of his 94 career tackles, 34 were for losses (36.2 percent) ... Production increased throughout college career ... Had career-highs in tackles for losses (13) and sacks (8.5) in 2020 despite playing just 10 games (played 12 the previous two seasons) ... Had six career multi-sack games ... First Team All-Big 12 (AP) in both 2019 and '20.

Career transactions: Selected by Cincinnati in seventh round of 2021 NFL Draft (235th overall) ... Signed with Bengals on 5-17-21.

Defensive coordinator Lou Anarumo says: "We're excited about adding Wyatt. He brings a ton of intangibles — he's a tough guy, he brings a ton of enthusiasm, and he plays with tremendous effort. I'm looking forward to watching him develop throughout this preseason and regular season. The future is bright for him."

College highlights: Spent four years (2017-20) at Kansas State, with a redshirt season in '17 ... Opted to forgo his final season of eligibility to enter the NFL Draft ... Played in all 34 possible games (29 starts) throughout his career ... Totaled 94 tackles, including 34 for losses and 20 sacks, along with an

INT, two PDs and a FF ... Recorded six career multi-sack games. **2020**—Started all 10 games, and posted 27 tackles, including career-highs in tackles for losses (13) and sacks (8.5) ... Also blocked a FG ... Named First Team All-Big 12 (AP), and was the only unanimous selection on defense ... Recorded at least one tackle for a loss in nine of his team's 10 games, and at least one sack in six games ... Racked up career-high 2.5 sacks vs Oklahoma State, the most in a Big 12 game since 2013. **2019**—Started all 12 games, and posted team-highs in both tackles for losses (12.5) and sacks (seven) ... Sack total was second in the Big 12 ... Earned First Team All-Big 12 honors (AP). **2018**—Redshirt freshman played in 12 games (seven starts), en route to earning Freshman All-American honors from USA Today ... Totaled 34 tackles, including 8.5 for losses and 4.5 sacks. **2017**—Did not play (redshirt).

High School: Attended Shawnee Heights High School in Tecumseh, Kan. (outside Topeka) ... As a senior, posted 17.5 tackles for losses and eight sacks en route to numerous all-state honors and being named his league's defensive player of the year ... In addition to his role as a DE, he also played TE and posted 39 career catches for 500 yards and two TDs ... Also participated in wrestling and track and field.

Personal: Hometown is Topeka, Kan. ... Business management major at Kansas State.



IRWIN, TRENTON

WR #16

Height: 6-2
Weight: 207
College: Stanford
Experience: 1st-year player in 2021

2020 games-starts: 1-0
Career games-starts: 2-0
Born: 12-10-95
Hometown: Valencia, Calif.
Acquired: FA'19

Irwin enters 2021 looking to expand his role, after spending majority of 2019 and '20 on Cincinnati's practice squad ... Joined the Bengals in October '19, and has since played in two games (one each in '19 and '20), with one catch for five yards in limited action ... Originally a college free agent signee of the Miami Dolphins in '19 ... Grew up a child actor and appeared in multiple commercials, the most notable of which was a popular Kraft Velveeta spot in '10.

Career transactions: Signed with Miami as college free agent on 5-10-19 ... Waived by Dolphins on 8-31-19 ... Signed to Cincinnati practice squad on 10-3-19 ... Signed to Bengals roster on 12-27-19 ... Waived by Bengals on 9-5-20 ... Signed to Bengals practice squad on 9-6-20 ... Signed to Bengals roster on 1-4-21.

2020 highlights: Spent entire season on Bengals' practice squad and played in one game (Dec. 27 at Houston) as a standard elevation ... Saw just five snaps on offense in his one game played, and caught one pass for five yards.

Previous seasons: 2019—Played in one game (no statistics) ... Originally a college free agent signee of Miami on May 10 ... Played in all four preseason games for Miami, then was waived on final cuts ... Signed on Oct. 3 to Bengals' practice squad, where he spent Games 5-15 ... Promoted

to active roster on Dec. 27, and made NFL debut in season finale vs. Cleveland (no statistics).

College: Spent four seasons (2015-18) at Stanford ... Appeared in 53 career games (12 starts), and caught 152 passes (10th in school history) for 1738 yards (12th in school history) and five TDs ... Also returned 22 punts for 230 yards ... As a senior in 2018, caught 60 passes for 685 yards and two TDs ... Finished college career with at least one catch in 40 consecutive games.

Personal: Hometown is Valencia, Calif. ... Attended Hart High School in Santa Clarita, Calif., where he set California state records for both career receptions (285) and receiving yards (5268), while scoring 61 total TDs ... Caught 106 passes for 10,974 yards and 22 TDs as a senior ... Growing up, he was a child actor who appeared in several commercials, the most notable of which was a national spot for Kraft Velveeta in 2010 ... Science, Tech and Society major at Stanford.

NOTE ABOUT NFL EXPERIENCE: Irwin did not earn an accrued year of experience toward NFL free agency in 2019 or '20 because he was not on a 53-player roster, a Reserve/Injured list or a Reserve/Physically Unable to Perform list for the required minimum of six games in those seasons.

TRENTON IRWIN'S STATISTICS

			RECEIVING					RUSHING					SCORING					
YEAR	TEAM	G-S	NO	YDS	AVG	LG	TD	ATT	YDS	AVG	LG	TD	TD	TD-R	TD-P	TD-Rt	2-PtC	PTS
2019	Cincinnati	1-0	0	0	—	—	0	—	—	—	—	—	—	—	—	—	—	—
2020	Cincinnati	1-0	1	5	5.0	5	0	—	—	—	—	—	—	—	—	—	—	—
CAREER		2-0	1	5	5.0	5	0	—	—	—	—	—	—	—	—	—	—	—



JOHNSON, FRED

OT #74**Height:** 6-6**Weight:** 325**College:** Florida**Experience:** 3rd-year player in 2021**2020 games-starts:** 12-6**Career games-starts:** 18-7**Born:** 6-5-97**Hometown:** West Palm Beach, Fla.**Acquired:** W(Pitt.)'19

A 2019 mid-season waiver acquisition from Pittsburgh, the 6-6, 325-pound Johnson has displayed versatility in Cincinnati with starts at both G and OT ... Started two games at RG in 2020, along with one at ROT and three at LOT ... Bengals are 4-1 over his two seasons when he starts at one of the OT positions, and in those contests they've rushed for a combined 4.7 yards per carry and nine TDs while allowing just three total sacks ... Enters 2021 with 18 career games played and seven starts — four at LOT, two at RG and one at ROT ... Played four seasons (2015-18) at Florida, and saw time at both RG and RT.

Career transactions: Signed with Pittsburgh as college free agent on 5-2-19 ... Waived by Steelers on 10-11-19 ... Acquired by Cincinnati on waivers from Steelers on 10-14-19.

2020 highlights: Played in 12 games (six starts) ... Made two starts at RG (Games 2-3), one at ROT (Game 8) and three at LOT (Games 14-16) ... Spent Nov. 9-20 on Reserve/COVID-19 list, and missed Nov. 15 at Pittsburgh ... Inactive for Games 10-12 after returning for Reserve/COVID-19 ... Started at ROT on Nov. 1 vs. Tennessee, and aided blocking effort that helped Bengals gain a nearly 12-minute edge in time of possession (35:57-24:03) ... Started at LOT on Dec. 27 at Houston, and aided in protection effort for QB Brandon Allen's 371 passing yards and two TDs, along with 169 team rushing yards and a more than 12-minute edge in time of possession (36:10-23:50).

Previous seasons: 2019—Played in six games, with one start (all with Cincinnati) ... Originally a college free agent signee of Pittsburgh, where he was listed as a G ... Played in all four preseason games for Steelers and made Steelers' active roster out of training camp, but was inactive (coaches' decision) for Games 1-5 ... Waived by Steelers on Oct. 11, and acquired by Bengals on

waivers on Oct. 14 ... Saw action in six of Cincinnati's final seven games ... Active DNP for Games 7-8, and inactive for Games 9 and 11 (all coaches' decisions) ... Made NFL debut on Nov. 17 at Oakland ... Saw increased time on offense in Bengals' final two contests ... Saw time as a reserve LOT late on Dec. 22 at Miami, and helped blocking effort for Cincinnati's 23-point fourth-quarter comeback ... Earned first career start (LOT) in season finale vs. Cleveland, and aided in blocking effort for HB Joe Mixon's career-high 162 rushing yards.

College: Spent four seasons (2015-18) at Florida ... Appeared in 44 career games, with 31 starts ... Switched between RG and RT throughout career.

Personal: Hometown is West Palm Beach, Fla. ... Attended Royal Palm Beach High School in West Palm Beach ... Described as a "late bloomer," his senior season was his first playing varsity football, and he helped lead team to Class 7A regional final ... Also lettered in prep basketball ... Nephew of former NBA all-star Otis Thorpe.

FRED JOHNSON'S STATISTICS

GAMES-STARTS

YEAR	TEAM	GAMES	STARTS
2019	Pittsburgh	*DID NOT PLAY	
	Cincinnati	6	1
2020	Cincinnati	12	6
PITT. TOTALS		0	0
CIN. TOTALS		18	7
CAREER		18	7

* NOTE: Johnson was inactive for five games with Pittsburgh in 2019.



JONES, KEANDRE

LB #47**Height:** 6-3**Weight:** 220**College:** Maryland**Experience:** 1st-year player in 2021**2020 games-starts:** 2-0**Career games-starts:** 2-0**Born:** 9-24-97**Hometown:** Olney, Md.**Acquired:** FA'20

Jones in 2021 looks to land a roster spot, after spending most of rookie season on the practice squad ... Played two games late last season as standard elevation — did not play defense but had 19 snaps and tackle on special teams ... Originally a 2020 CFA signee of Chicago, was waived by Bears before final cuts and signed to Bengals' practice squad five days later ... In college, played one season (2019) at Maryland after beginning career at Ohio State ('16-18).

Career transactions: Signed with Chicago as college free agent on 5-8-20 ... Waived by Bears on 9-3-20 ... Signed to Cincinnati practice squad on 9-8-20 ... Signed to Bengals roster on 1-4-21.

2020 highlights: Rookie played in final two games of season for Cincinnati ... Saw 19 snaps on special teams, and recorded one ST tackle ... Spent rookie offseason with Chicago before being waived just before final cuts, and then joined Cincinnati's practice squad just prior to season opener ... Lone special teams tackle came on Dec. 27 at Houston.

College: Played one season (2019) at Maryland, after beginning his career at Ohio State ('16-18); Redshirted in '16 at OSU ... Was team captain in 2019 at Maryland, and named honorable mention All-Big Ten after starting all 12 games and recording 15 tackles for losses, seven sacks and three FFs.

Personal: Hometown is Olney, Md. (outside Washington D.C.) ... Attended Good Counsel High School, where was a consensus all-state pick after recording 119 tackles, four sacks and two INTs (both pick-sixes) ... Played in 2016 Under Armour All-American Game ... Earned degree in communications from Ohio State ... First name is pronounced "kee-AHN-dray."

NOTE ABOUT NFL EXPERIENCE: Jones did not earn an accrued year of experience toward NFL free agency in 2020 because he was not on a 53-player roster, a Reserve/Injured list or a Reserve/Physically Unable to Perform list for the required minimum of six games.

KEANDRE JONES' STATISTICS

			DEFENSE							INTERCEPTIONS					SCORING				
YEAR	TEAM	G-S	ST	AT	TT	SKS-YDS	PD	FF	FR-YDS	NO	YDS	AVG	LG	TD	TD	TD-IntRt	TD-FRRt	S	PTS
2020	Cincinnati	2-0	0	0	0	0-0	0	0	0-0	—	—	—	—	—	—	—	—	—	—
CAREER		2-0	0	0	0	0-0	0	0	0-0	—	—	—	—	—	—	—	—	—	—

		SPECIAL TEAMS									KICKOFF RETURNS						PUNT RETURNS					
YEAR	TEAM	ST	AT	TT	FF	FR-YDS	BP	BFG	BXP	NO	YDS	AVG	FC	LG	TD	NO	YDS	AVG	FC	LG	TD	
2020	Cincinnati	0	1	1	0	0-0	0	0	0	—	—	—	—	—	—	—	—	—	—	—	—	
CAREER		0	1	1	0	0-0	0	0	0	—	—	—	—	—	—	—	—	—	—	—	—	



JORDAN, MICHAEL

G #60

Height: 6-6
Weight: 315
College: Ohio State
Experience: 3rd-year player in 2021

2020 games-starts: 14-10
Career games-starts: 27-19
Born: 1-25-98
Hometown: Canton, Mich.
Acquired: D4c'19

A 2019 fourth-round pick of the Bengals, the 6-6, 315-pound Jordan is just 23 years old and enters 2021 with 27 games played and 19 starts (all at LG) ... Played in 13 games (nine starts) in 2020, seeing time both as a starter and reserve ... Credited by coaches during the 2021 offseason program for reshaping his body after the '20 season ... Bengals executed a rare draft-day trade-up to select him in 2019, moving up 13 spots in the fourth round ... Played RG for his first two seasons at OSU, before switching to C as a junior; has played only at G with the Bengals ... Born in Fairfield, Ohio (outside Cincinnati), but later moved to South Carolina and then Michigan.

Career transactions: Selected by Cincinnati in fourth round of 2019 NFL Draft (136th overall) ... Signed with Bengals on 5-10-19.

2020 highlights: Played in 14 games (10 starts at LG) ... Inactive for Games 8 and 13 ... Assisted in blocking effort on Oct. 4 vs. Jacksonville that paved way for Bengals' 505 net yards of offense, including 300 through the air from QB Joe Burrow and 151 on the ground from HB Joe Mixon ... On Oct. 25 vs. Cleveland, aided in protection effort that helped Joe Burrow become only the sixth rookie in NFL history to pass for 400 yards in a game (Burrow had 406), and the first player of any experience to record 400 passing yards, three passing TDs and one rushing TD.

Previous seasons: 2019—Played 13 games (nine starts) as a rookie ... Considered a developmental prospect entering training camp, but surprised many by earning Cincinnati's No. 1 LG position to open the regular season ... Became the 16th Bengal rookie OL, including the seventh taken in the fourth round or later, to earn a Week 1 start, and went on to start nine games ... Aided in blocking efforts that guided HB Joe Mixon to his second consecutive 1000-yard rushing season (1137), while also scoring five rushing TDs ... Played all 75 offensive snaps in season-opener at Seattle; aided in the blocking effort that led to QB Andy Dalton's 418 yards through the air ... Suffered knee injury in Game 2, Sept. 15 vs. San Francisco, was held out of action in Game 3 at Buffalo, then returned as a starter in Games 4-5 ... Active DNP for Games 6-8 while dealing with an ankle injury, then served as a reserve for Games 7-11 ... Returned to starting lineup for Games 12-16, and helped Mixon to four 100-yard rushing

games over that span ... On Dec. 8 at Cleveland, assisted Mixon in becoming the first Bengals HB since 2016 to reach 186 yards from scrimmage. Mixon rushed for a then-career-high 146 yards on 23 carries (6.3), while scoring a TD ... Aided in the blocking effort for Mixon's 136 rushing yards (on 25 carries) on Dec. 15 vs. New England ... In season finale vs. Cleveland, contributed to the blocking efforts that sprung Mixon for a career-high 162 rushing yards and two TDs, which also tied a career high.

College: Spent three seasons (2016-18) at Ohio State, before forgoing his senior season and declaring for the NFL Draft ... Played in all 41 possible games as a Buckeye, and helped team to two Big Ten championships (2017 and '18), a berth in the College Football Playoff ('16) and a Rose Bowl victory ('18) ... Spent his freshman and sophomore seasons at RG, before switching to C prior to his junior season ... Enrolled at OSU in the Spring of 2016, and went on to become one of only six true freshmen to ever start an opening game for OSU, including the first true freshman to start along the OSU offensive line since Pro Football Hall of Famer Orlando Pace in 1994.

Personal: Hometown is Canton, Mich. (outside Detroit) ... Born in Fairfield, Ohio (outside Cincinnati), but later moved to South Carolina and then Michigan ... Attended Plymouth High School in Canton, where he played LT, RT and DT ... As a high school senior, earned Division 1-2 all-state honors at OT from both the AP and Detroit Free Press ... Also participated in high school wrestling and track and field (shotput and discus) ... Consumer and family financial services major at Ohio State ... In summer 2018, completed 180-hour internship with Munster Financial, a Columbus-area financial services and investment company ... Born at kickoff of Super Bowl XXXII (Green Bay vs. Denver; 1997 season).

MICHAEL JORDAN'S STATISTICS

GAMES-STARTS

YEAR	TEAM	GAMES	STARTS
2019	Cincinnati.....	13	9
2020	Cincinnati.....	14	10
CAREER		27	19



KAREEM, KHALID

DE #90

Height: 6-4
Weight: 268
College: Notre Dame
Experience: 2nd-year player in 2021

2020 games-starts: 16-0
Career games-starts: 16-0
Born: 4-28-98
Hometown: Detroit, Mich.
Acquired: D5'20

A 2020 fifth-round draft pick out of Notre Dame, Kareem played in all 16 games as a rookie and saw increased playing time as the season progressed ... Used mainly as a rotational DE, and saw action on 24.5 percent of defensive snaps ... Totaled 19 tackles and a sack ... Playing time increased as season progressed, particularly after Oct. 28 trade of DE Carlos Dunlap ... Spent four seasons (2016-19) at Notre Dame, and was a full-time starter as a 3-4 DE his final two seasons ... Team captain in college and son of a high school defensive line coach, and known for his leadership, effort and intelligence on the field.

Career transactions: Selected by Cincinnati in fifth round of 2020 NFL Draft (147th overall) ... Signed with Bengals on 7-23-20.

2020 highlights: Played in all 16 games (no starts) as a rookie ... Saw action on 24.5 percent of defensive snaps, and totaled 19 tackles and a sack ... Also returned a short kickoff 13 yards on Nov. 29 vs. N.Y. Giants ... Made NFL debut in Game 1, Sept. 13 vs. L.A. Chargers and recorded one tackle

... Recorded first career sack on Nov. 22 at Washington, when he took down Alex Smith in the fourth quarter.

College: Spent four seasons (2016-19) at Notre Dame, and played in 43 career games, with 26 starts ... Compiled 109 career tackles, including 26 for losses and 13 sacks, along with four FFs, two FRs and eight pass breakups ... Full-time starter at DE his final two seasons in Fighting Irish's 3-4 defensive scheme, but also saw some time as an outside linebacker rushing the passer ... Team captain as a senior in 2019.

Personal: Hometown is Detroit, Mich. ... Attended Harrison High School in Farmington Hills, Mich. (outside Detroit), where as a senior in 2015 he recorded 56 tackles, including 36 for losses and 16 sacks, along with five FFs and four pass breakups ... First-team all state (AP) as a senior and was named MLive Detroit Defensive Player of the Year ... Management consulting major at Notre Dame, with a minor in studio art ... First name is pronounced "KAH-lid" and last name is pronounced "kuh-REEM."

KHALID KAREEM'S STATISTICS


			DEFENSE							INTERCEPTIONS					SCORING				
YEAR	TEAM	G-S	ST	AT	TT	SKS-YDS	PD	FF	FR-YDS	NO	YDS	AVG	LG	TD	TD	TD-IntRt	TD-FRRt	S	PTS
2020	Cincinnati	16-0	9	10	19	1-0	0	0	0-0	—	—	—	—	—	—	—	—	—	—
CAREER		16-0	9	10	19	1-0	0	0	0-0	—	—	—	—	—	—	—	—	—	—

		SPECIAL TEAMS								KICKOFF RETURNS						PUNT RETURNS					
YEAR	TEAM	ST	AT	TT	FF	FR-YDS	BP	BFG	BXP	NO	YDS	AVG	FC	LG	TD	NO	YDS	AVG	FC	LG	TD
2020	Cincinnati	—	—	—	—	—	—	—	—	1	13	13.0	0	13	0	—	—	—	—	—	—
CAREER		—	—	—	—	—	—	—	—	1	13	13.0	0	13	0	—	—	—	—	—	—

2020 GAME-BY-GAME

		DEFENSE									INTERCEPTIONS					
DATE	OPPONENT	ST	AT	TT	SKS-YDS	INT-YDS	PD	FF	FR-YDS		NO	YDS	AVG	LG	TD	
9-13	L.A. CHARGERS	0	1	1	0-0	0-0	0	0	0-0		—	—	—	—	—	
9-17	at Cleveland	1	0	1	0-0	0-0	0	0	0-0		—	—	—	—	—	
9-27	at Philadelphia	0	2	2	0-0	0-0	0	0	0-0		—	—	—	—	—	
10-4	JACKSONVILLE	0	0	0	0-0	0-0	0	0	0-0		—	—	—	—	—	
10-11	at Baltimore	0	1	1	0-0	0-0	0	0	0-0		—	—	—	—	—	
10-18	at Indianapolis	0	0	0	0-0	0-0	0	0	0-0		—	—	—	—	—	
10-25	CLEVELAND	0	3	3	0-0	0-0	0	0	0-0		—	—	—	—	—	
11-1	TENNESSEE	1	0	1	0-0	0-0	0	0	0-0		—	—	—	—	—	
11-8	— BYE —															
11-15	at Pittsburgh	3	0	3	0-0	0-0	0	0	0-0		—	—	—	—	—	
11-22	at Washington	1	0	1	1-0	0-0	0	0	0-0		—	—	—	—	—	
11-29	N.Y. GIANTS	1	2	3	0-0	0-0	0	0	0-0		—	—	—	—	—	
12-6	at Miami	0	1	1	0-0	0-0	0	0	0-0		—	—	—	—	—	
12-13	DALLAS	1	0	1	0-0	0-0	0	0	0-0		—	—	—	—	—	
12-21	PITTSBURGH	0	0	0	0-0	0-0	0	0	0-0		—	—	—	—	—	
12-27	at Houston	0	0	0	0-0	0-0	0	0	0-0		—	—	—	—	—	
1-3	BALTIMORE	1	0	1	0-0	0-0	0	0	0-0		—	—	—	—	—	
TOTALS		9	10	19	1-0	0-0	0	0	0-0		—	—	—	—	—	

		SPECIAL TEAMS							KICKOFF RETURNS						PUNT RETURNS						
DATE	OPPONENT	ST	AT	TT	FF	FR-YDS	BP	BFG	BXP	NO	YDS	AVG	FC	LG	TD	NO	YDS	AVG	FC	LG	TD
9-13	L.A. CHARGERS	—	—	—	—	—	—	—	—	0	0	—	0	—	0	—	—	—	—	—	—
9-17	at Cleveland	—	—	—	—	—	—	—	—	0	0	—	0	—	0	—	—	—	—	—	—
9-27	at Philadelphia	—	—	—	—	—	—	—	—	0	0	—	0	—	0	—	—	—	—	—	—
10-4	JACKSONVILLE	—	—	—	—	—	—	—	—	0	0	—	0	—	0	—	—	—	—	—	—
10-11	at Baltimore	—	—	—	—	—	—	—	—	0	0	—	0	—	0	—	—	—	—	—	—
10-18	at Indianapolis	—	—	—	—	—	—	—	—	0	0	—	0	—	0	—	—	—	—	—	—
10-25	CLEVELAND	—	—	—	—	—	—	—	—	0	0	—	0	—	0	—	—	—	—	—	—
11-1	TENNESSEE	—	—	—	—	—	—	—	—	0	0	—	0	—	0	—	—	—	—	—	—
11-8	— BYE —																				
11-15	at Pittsburgh	—	—	—	—	—	—	—	—	0	0	—	0	—	0	—	—	—	—	—	—
11-22	at Washington	—	—	—	—	—	—	—	—	0	0	—	0	—	0	—	—	—	—	—	—
11-29	N.Y. GIANTS	—	—	—	—	—	—	—	—	1	13	13.0	0	13	0	—	—	—	—	—	—
12-6	at Miami	—	—	—	—	—	—	—	—	0	0	—	0	—	0	—	—	—	—	—	—
12-13	DALLAS	—	—	—	—	—	—	—	—	0	0	—	0	—	0	—	—	—	—	—	—
12-21	PITTSBURGH	—	—	—	—	—	—	—	—	0	0	—	0	—	0	—	—	—	—	—	—
12-27	at Houston	—	—	—	—	—	—	—	—	0	0	—	0	—	0	—	—	—	—	—	—
1-3	BALTIMORE	—	—	—	—	—	—	—	—	0	0	—	0	—	0	—	—	—	—	—	—
TOTALS		—	—	—	—	—	—	—	—	1	13	13.0	0	13	0	—	—	—	—	—	—



LEES, RILEY

WR #12

Height: 6-0
Weight: 192
College: Northwestern
Experience: Rookie in 2021

2020 games-starts: 0-0
Career games-starts: 0-0
Born: 6-2-98
Hometown: Libertyville, Ill.
Acquired: CFA'21

A solid contributor at Northwestern on both offense and special teams, Lees joined the Bengals in May as a college free agent ... Spent five years (2016-20) at Northwestern, including a redshirt season in '16 ... Played in 48 career games, and caught 111 passes for 1093 yards and nine TDs ... Also saw extended action in the return game for the Wildcats, with 26 career kickoff returns and 53 punt returns.

Career transactions: Signed with Cincinnati as college free agent on 5-14-21.

College highlights: Spent five years (2016-20) at Northwestern, with a redshirt season in '16 ... Played in 48 career games, and totaled 111 catches for 1093 yards and nine TDs ... Also had 21 rushes for 43 yards and a TD ... Returned 26 career kickoffs for 542 yards (20.8 average), and 53 punts for 378 yards (7.1 average). **2020**—Played in nine games, and caught 20 passes for 214 yards and two TDs ... Returned nine punts for 74 yards (8.2 average). **2019**—Started all 12 games, and caught 51 passes for team-high 430 yards and two TDs ... Also returned 14 kickoffs for 308 yards (22.0 average) and 16 punts

for 118 yards (7.4). **2018**—Played in 14 games, and caught 22 passes for 214 yards and three TDs ... Returned 20 punts for 108 yards, and one kickoff for 10 yards ... Also rushed nine times for 35 yards and a TD. **2017**—Redshirt freshman played in all 13 games, seeing action as a primary return specialist and backup WR ... Posted 18 catches for 235 yards and two TDs ... Returned eight punts for 78 yards (9.8), and 11 kickoffs for 224 yards (20.4) ... Caught two passes for 35 yards and a TD in college debut vs. Nevada. **2016**—Did not play (redshirt).

High School: Attended Libertyville (Ill.) High School (outside Chicago) ... Helped lead team to the Class 7A state title game as a senior in 2015, and the 7A state semifinal as a junior ... Earned first-team all-state honors from the Chicago Tribune as a senior ... Posted 4437 career yards and 68 TDs as a rusher, 2989 yards and 38 TDs as a passer, and 750 yards and three TDs as a receiver ... Also played baseball.

Personal: Hometown is Libertyville, Ill. (outside Chicago) ... Learning and organizational change major at Northwestern.



LEWIS, DONNIE, JR.

CB #33

Height: 6-0
Weight: 195
College: Tulane
Experience: 1st-year player in 2021

2020 games-starts: 0-0
Career games-starts: 0-0
Born: 7-21-96
Hometown: Baton Rouge, La.
Acquired: FA'20

Lewis in 2021 looks to make an NFL roster for first time, after spending his first two seasons on Browns' and Bengals' practice squads ... Joined Cincinnati's practice squad in November 2020, after beginning his career with the Cleveland Browns ... Originally a seventh-round draft pick of Cleveland in 2019, then spent his entire rookie season on the Browns' practice squad ... Waived by Cleveland at final cuts in 2020, and was not with an NFL team before joining Cincinnati.

Career transactions: Selected by Cleveland in seventh round of 2019 NFL Draft (221st overall) ... Signed with Browns on 5-3-19 ... Waived by Browns on 8-31-19 ... Signed to Browns practice squad on 9-7-19 ... Released from Browns practice on 9-12-19 ... Signed to Browns practice squad on 9-20-19 ... Signed to Browns roster on 12-30-19 ... Waived by Browns on 9-3-20 ... Signed to Cincinnati practice squad on 11-18-20 ... Signed to Bengals roster on 1-4-21.

2020 highlights: Did not play ... Spent offseason with Cleveland, then was waived on final cuts ... Signed to Bengals' practice squad on Nov. 18.

Previous seasons: 2019—Did not play as a rookie ... Spent entire season on Cleveland's practice squad.

College: Spent five seasons (2014-18) at Tulane ... Played in 46 games, and totaled 161 tackles, including 7.5 for losses and a half sack, along with 49 PDs, eight INTs and a TD.

Personal: Hometown is Baton Rouge, La. ... Attended Central High School in Baton Rouge, where he helped his team to a 28-9 overall record in his three varsity seasons, along with three District 4-5A titles ... All-state selection as a senior ... Also participated in basketball and track and field ... Public relations major at Tulane.

NOTE ABOUT NFL EXPERIENCE: Lewis did not earn an accrued year of experience toward NFL free agency in 2020 because he was not on a 53-player roster, a Reserve/Injured list or a Reserve/Physically Unable to Perform list for the required minimum of six games.

DONNIE LEWIS JR.'S STATISTICS

			DEFENSE						INTERCEPTIONS					SCORING				
YEAR	TEAM	G-S	ST	AT	TT	SKS-YDS	PD	FF	FR-YDS	NO	YDS	AVG	LG	TD	TD	TD-IntRt	TD-FRRt	S PTS
2020	Cincinnati	0-0	DID NOT PLAY*							DID NOT PLAY*						DID NOT PLAY*		
CAREER		0-0	0	0	0	0-0	0	0	0-0	—	—	—	—	—	—	—	—	—

* NOTE: Lewis was on the practice squad for seven regular-season games with Cincinnati in 2020.



McKENZIE, KAHLIL

DT #69

Height: 6-3
Weight: 320
College: Tennessee
Experience: 3rd-year player in 2021

2020 games-starts: 7-0
Career games-starts: 7-0
Born: 1-3-97
Hometown: Green Bay, Wis.
Acquired: FA'20

McKenzie joined Cincinnati as a free agent late in 2020 training camp, and he went on to play in seven games and serve as a rotational defensive lineman ... Played DT in college at the University of Tennessee, then transitioned to G at his previous NFL stops in Seattle and Kansas City before moving back to DT in Cincinnati ... Saw 101 snaps on defense for Cincinnati in 2020, and recorded eight tackles ... Helped fill void along interior of defensive line, as Bengals dealt with opt-outs and a wave on injuries at that position ... Originally a sixth-round draft pick of the Chiefs in 2018.

Career transactions: Selected by Kansas City in sixth round of 2018 NFL Draft (198th overall) ... Signed with Chiefs on 5-15-18 ... Waived by Chiefs on 8-31-19 ... Signed to Seattle practice squad on 9-3-19 ... Seahawks practice squad contract expired on 1-20-20 ... Signed with Seahawks as free agent on 4-20-20 ... Waived by Seahawks on 7-26-20 ... Signed with Cincinnati as free agent on 8-25-20 ... Waived by Bengals on 9-5-20 ... Signed to Bengals practice squad on 9-6-20 ... Signed to Bengals roster on 10-17-20 ... Waived by Bengals on 10-24-20 ... Signed to Bengals practice squad on 10-27-20 ... Signed to Bengals roster on 1-2-21.

2020 highlights: Played in seven games (no starts) for the Bengals, and recorded eight tackles ... Saw action on 101 defensive snaps ... Spent offseason with Seattle, then was waived during training camp and signed with Cincinnati in late August ... Had been listed at G in each of his two previous NFL stops, but Bengals moved him to DT, which he played in college ... Spent majority of the season on Cincinnati's practice squad ... Bengals listed him as a practice squad protected player six times, and he played five games as a standard elevation (two) or COVID-19 replacement (three) ... Made Bengals debut on Sept. 27 at Philadelphia (no statistics) ... Made four tackles in season finale vs. Baltimore.

Previous seasons: 2018—Did not play as a rookie with Kansas City ... Inactive for all 16 regular-season games and two postseason games ... Listed at G by Chiefs. **2019**—Did not play ... Waived by Kansas City at final cuts, then signed Sept. 3 to Seattle's practice squad, where he spent all 16 regular-season games and two postseason games ... Listed at G by Seahawks.

College: Spent three seasons (2015-17) at Tennessee ... Played in 31 career games (all at DT), and recorded 72 tackles, 5.5 tackles for losses, three sacks, two PDs and a FF ... Missed most of 2016 season due to pectoral injury suffered against Alabama.

Personal: Hometown is Green Bay, Wisc. ... Attended three different high schools during his prep career — Southwest (Wisc.) High School in 2012, De La Salle High School (Concord, Calif. in '13, and Clayton Valley Charter High School (Concord, Calif.) from '14-15 ... Did not play as a senior in 2014 while attending Clayton Valley Charter High School, but was still considered one of the top players in the '15 recruiting class ... Played in the 2015 U.S. Army All-American Game ... Was a standout in track and field (shot put) at De La Salle in 2013 ... His father, Reggie McKenzie, was a star LB at the University of Tennessee from 1981-84 and in the NFL with the L.A. Raiders, Phoenix Cardinals and San Francisco 49ers from '85-92. He served in various front office roles in Green Bay (1994-2011), then was GM of the Oakland Raiders ('12-18) before joining the Miami Dolphins as senior personnel executive ('19-present) ... First name is pronounced "kah-LEEL."

NOTE ABOUT NFL EXPERIENCE: McKenzie did not earn an accrued year of experience toward NFL free agency in 2019 because he was not on a 53-player roster, a Reserve/Injured list or a Reserve/Physically Unable to Perform list for the required minimum of six games.

KAHLIL McKENZIE'S STATISTICS

YEAR	TEAM	G-S	DEFENSE							INTERCEPTIONS					SCORING				
			ST	AT	TT	SKS-YDS	PD	FF	FR-YDS	NO	YDS	AVG	LG	TD	TD	TD-IntRt	TD-FRRt	S	PTS
2018	Kansas City	0-0				DID NOT PLAY*													
2019	Seattle	0-0				DID NOT PLAY*													
2020	Cincinnati	7-0	4	4	8	0-0	0	0	0-0	—	—	—	—	—	—	—	—	—	—
K.C. TOTALS			0	0	0	0-0	0	0	0-0	—	—	—	—	—	—	—	—	—	—
SEA. TOTALS			0	0	0	0-0	0	0	0-0	—	—	—	—	—	—	—	—	—	—
CIN. TOTALS			4	4	8	0-0	0	0	0-0	—	—	—	—	—	—	—	—	—	—
CAREER			4	4	8	0-0	0	0	0-0	—	—	—	—	—	—	—	—	—	—

POSTSEASON

YEAR	TEAM	G-S	DEFENSE							INTERCEPTIONS					SCORING				
			ST	AT	TT	SKS-YDS	PD	FF	FR-YDS	NO	YDS	AVG	LG	TD	TD	TD-IntRt	TD-FRRt	S	PTS
2018	Kansas City	0-0				DID NOT PLAY*													
2019	Seattle	0-0				DID NOT PLAY*													
K.C. TOTALS			0	0	0	0-0	0	0	0-0	—	—	—	—	—	—	—	—	—	—
SEA. TOTALS			0	0	0	0-0	0	0	0-0	—	—	—	—	—	—	—	—	—	—
CAREER			0	0	0	0-0	0	0	0-0	—	—	—	—	—	—	—	—	—	—

* NOTE: McKenzie was inactive for 16 regular-season games and two postseason games with Kansas City in 2018. In 2019, he was on the practice squad for 16 regular-season games and two postseason games with Seattle.

2020 GAME-BY-GAME

DATE	OPPONENT	DEFENSE								INTERCEPTIONS				
		ST	AT	TT	SKS-YDS	INT-YDS	PD	FF	FR-YDS	NO	YDS	AVG	LG	TD
9-13	L.A. CHARGERS				PRACTICE SQUAD						PRACTICE SQUAD			
9-17	at Cleveland				PRACTICE SQUAD						PRACTICE SQUAD			
9-27	at Philadelphia	0	0	0	0-0	0-0	0	0	0-0	—	—	—	—	—
10-4	JACKSONVILLE				PRACTICE SQUAD						PRACTICE SQUAD			
10-11	at Baltimore	0	1	1	0-0	0-0	0	0	0-0	—	—	—	—	—
10-18	at Indianapolis	0	0	0	0-0	0-0	0	0	0-0	—	—	—	—	—
10-25	CLEVELAND				NOT WITH TEAM						NOT WITH TEAM			
11-1	TENNESSEE				PRACTICE SQUAD						PRACTICE SQUAD			
11-8	— BYE —													
11-15	at Pittsburgh	0	1	1	0-0	0-0	0	0	0-0	—	—	—	—	—
11-22	at Washington				PRACTICE SQUAD						PRACTICE SQUAD			
11-29	N.Y. GIANTS				PRACTICE SQUAD						PRACTICE SQUAD			
12-6	at Miami	1	0	1	0-0	0-0	0	0	0-0	—	—	—	—	—
12-13	DALLAS	1	0	1	0-0	0-0	0	0	0-0	—	—	—	—	—
12-21	PITTSBURGH				PRACTICE SQUAD						PRACTICE SQUAD			
12-27	at Houston				PRACTICE SQUAD						PRACTICE SQUAD			
1-3	BALTIMORE	2	2	4	0-0	0-0	0	0	0-0	—	—	—	—	—
TOTALS		4	4	8	0-0	0-0	0	0	0-0	—	—	—	—	—



McPHERSON, EVAN

K #2

Height: 5-11
Weight: 185
College: Florida
Experience: Rookie in 2021

2020 games-starts: 0-0
Career games-starts: 0-0
Born: 7-21-99
Hometown: Fort Payne, Ala.
Acquired: D5'21

A fifth-round draft pick and the Southeastern Conference's all-time leader in FG percentage (85.0), McPherson now makes the transition to the pro level ... Also ranks 35th in SEC history in career points (302) despite playing only three seasons (2018-20) at Florida; he was on pace to land within the top five, had he returned for his senior season ... Went 51 for 60 on FGs during his career, and 149 for 150 on PATs ... Also served as the Gators' kickoff specialist, and had 136 touchbacks on 241 career kickoffs (56.4 percent) ... Touted by scouts for his strong leg, accuracy and competitive nature ... Garnered attention on social media in college with a video of his version of the "bottle cap challenge," in which he kicked a football from a distance to perfectly nudge a Gatorade bottle's cap and make it fall off.

Career transactions: Selected by Cincinnati in fifth round of 2021 NFL Draft (149th overall) ... Signed with Bengals on 5-17-21.

Assistant head coach/special teams coordinator Darrin Simmons says: "One of the few pro days that I went to was at Florida, and he had a fabulous day down there. He was 21 of 22, with one miss being from 58 yards. He has a big leg. He has a lot of positive traits to work with, one of which is that he's super competitive. He rises up in critical spots and

tough spots. You want a kicker to obviously be good in clutch situations, and I think that he will show that."

College highlights: Spent three seasons (2018-20) at Florida ... Played in 37 career games ... Left school as the Southeastern Conference's all-time leader in FG percentage (minimum 50 attempts), at 85.0 ... Went 51 of 60 on career FGs and 149 of 150 on PATs ... Left Florida with 302 career points ... Also served as the Gators' kickoff specialist, and had 136 touchbacks on 241 career kickoffs (56.4 percent). **2020**—Played in 11 games, and went 17 for 22 on FGs, including a school record four makes over 50 yards ... Hit two 50-plus yard FGs against Georgia. **2019**—Played in all 13 games, and went 17 of 19 on FGs, good for an SEC-best 89.5 percent. **2018**—Played in all 13 games as a true freshman, and converted 17 of his 19 FG attempts.

High School: Attended Fort Payne (Ala.) High School, where he was the team's kicker and punter ... As a senior, converted a 60-yard FG and an 84-yard punt — each was just one yard shy of Alabama state records ... Played in the 2018 Under Armour All-American Game.

Personal: Hometown is Fort Payne, Ala.



MIXON, JOE

HB #28

Height: 6-1
Weight: 220
College: Oklahoma
Experience: 5th-year player in 2021

2020 games-starts: 6-6
Career games-starts: 50-41
Born: 7-24-96
Hometown: Oakley, Calif.
Acquired: D2'17

A Bengals second-round draft selection in 2017, Mixon has developed into one of the NFL's top running backs ... Started first six games in 2020 before right foot injury ended his season ... Finished year with 119 rushes for 428 yards and three TDs, along with 21 catches for 138 yards and another TD ... Topped 1000 rushing yards in 2018 and '19, and joined four other players as the only Bengals ever to rush for 1000 more than once: Corey Dillon (six), Cedric Benson (three), James Brooks (three) and Rudi Johnson (three) ... Propelled by strong second half of the season in 2019, as 817 of his 1137 yards (72 percent) came in the final eight games ... In 2018, his first year as Bengals' full-time starter, he rushed for 1168 yards and became the first Cincinnati RB to lead the AFC in rushing yards in a season (RB Paul Robinson led the AFL in rushing as a rookie in 1968) ... Enters 2021 with 50 games played (41 starts), 10 100-yard rushing performances and 17 games of at least 100 yards from scrimmage ... Signed contract extension prior to 2020 season that keeps him in Cincinnati through the '24 season.

Career transactions: Selected by Cincinnati in second round of 2017 NFL Draft (48th overall) ... Signed with Bengals on 6-2-17 ... Signed contract extension with Bengals on 9-2-20.

2020 highlights: Limited to just six games (all starts) by a right foot injury ... Rushed for 428 yards on 119 attempts (3.6), with three rushing TDs ... Also added 21 catches for 138 yards and one TD ... Suffered injury in Game 6, Oct. 18 at Indianapolis; inactive for next three contests before being placed on Reserve/Injured on Nov. 21 ... Team left door open for possible return late in season, but ultimately ruled that out late in the year ... Rushed 25 times for season-high 151 yards and two TDs on Oct. 4 vs. Jacksonville, and added six catches for 30 yards and another TD; his three total TDs were a career-high.

Previous seasons: **2017**—Played in 14 games with seven starts ... Inactive for Games 13-14 (concussion) ... Led team in rushing yards (626) carries (178), and rushing TDs (four) ... Added 30 catches for 287 yards (9.6) ... Opened rookie season as No. 3 HB, but continued production and season-ending injury to Hill moved him into starting role by mid-season ... Had first career game of at least 100 yards from scrimmage (101) on Sept. 24 at Green Bay, with 62 yards rushing and 39 yards receiving ... Recorded first career rushing TD Oct. 8 at Buffalo, giving Bengals the lead in the fourth quarter ... Had a season-high 91 receiving yards on Oct. 29 vs. Indianapolis ... On Nov. 26 vs. Cleveland, recorded season highs in rushing yards (114) and carries (23), while adding one rushing TD. **2018**—Played in 14 games, with 13 starts ... Inactive Games 3-4 with a knee injury ... Rushed for AFC-best 1168 yards, making him the first Bengals player ever to lead the AFC in rushing in a season (RB Paul Robinson led the AFL in rushing in 1968) ... Had four 100-yard rushing games, and seven games of at least 100 yards from scrimmage ... Totaled 149 yards on

Sept. 9 at Indianapolis (95 rushing, 54 receiving), and had a rushing TD ... Totaled 115 yards (93 rushing, 22 receiving) in return to action Oct. 7 vs. Miami, after missing previous two games with knee injury ... Receiving TD vs. Miami was first of his career, and helped spark Bengals' fourth-quarter comeback win ... Rushed 21 times for 123 yards and two TDs on Oct. 28 vs. Tampa Bay, good for his first career multi-TD performance ... Totaled season-high 155 yards (89 rushing, 66 receiving) on Nov. 25 vs. Cleveland ... Recorded season-highs in rushes (27) and rushing yards (129) on Dec. 16 vs. Oakland, and had two rushing TDs ... Rushed for 105 yards on 13 carries (season-high 8.1 average) in season finale at Pittsburgh. **2019**—Played in all 16 games, with 15 starts ... Rushed for 1137 yards on 278 attempts (4.1), with five rushing TDs ... Caught 35 passes for 287 yards and three TDs ... Had four 100-yard rushing games, and six games with at least 100 yards from scrimmage ... Started season slow, but gained 817 of his 1137 rushing yards (72 percent) in blistering final eight games ... Rushed for 114 yards on 30 carries on Oct. 13 vs. Baltimore ... Topped 100 yards from scrimmage in his first career game in native Bay Area, on Nov. 17 at Oakland, totaling 15 carries for 86 yards (5.7) and a TD, and one catch for 17 yards ... Totaled 186 yards from scrimmage on Dec. 8 at Cleveland, the most by a Bengal since 2016; rushed for 146 yards on 23 carries (6.3), while scoring a TD, and added 40 yards on three receptions ... On Dec. 15 vs. New England, rushed 25 times for 136 yards, including a 16 rushes for 83 yards in the first half alone ... Posted career-high 162 rushing yards and two TDs in season finale vs. Cleveland.

College: Played in 25 games over two seasons of action at Oklahoma (2015-16), rushing for 2027 yards on 300 carries (6.8), with 17 TDs, while sharing backfield with OU's all-time rushing leader, Semajie Perine ... Also caught 65 passes for 894 yards (13.8) and nine more TDs, along with a passing TD and kickoff return TD ... As a sophomore in 2016, named first-team All-Big 12 after rushing for team-high 1274 yards on 187 attempts (6.8), with 10 TDs, and caught 37 passes (second on team) for 538 yards (second on team) and five TDs ... Averaged 6.8 yards per carry, the fourth-best single-season mark in Sooners history ... Became first player in school history, and only FBS player in 2016, to register TDs via pass, rush, reception and kickoff return in a single season ... Set OU single-season record in 2016 for all-purpose yards (2331) and all-purpose yards per game (194.3).

Personal: Hometown is Oakley, Calif. (Bay area) ... Attended Freedom High School in Oakley, where he rushed for 1704 yards and 23 TDs as a high school senior ... Played in 2014 U.S. Army High School All-American Game ... Also played basketball and ran track in high school ... Hobbies include shopping, playing video games and working with children ... He's the youngest of six children ... Hosts an annual football camp in his hometown of Oakley ... Along with teammate A.J. Green, also hosted a summer football camp for children in Cincinnati in 2019 ... African-American studies major at Oklahoma.

JOE MIXON'S STATISTICS

			RUSHING					RECEIVING					SCORING					
YEAR	TEAM	G-S	ATT	YDS	AVG	LG	TD	NO	YDS	AVG	LG	TD	TD	TD-R	TD-P	TD-Rt	2-PtC	PTS
2017	Cincinnati	14-7	178	626	3.5	25	4	30	287	9.6	67	0	4	4	0	0	0	24
2018	Cincinnati	14-13	237	1168	4.9	51	8	43	296	6.9	21	1	9	8	1	0	0	54
2019	Cincinnati	16-15	278	1137	4.1	41	5	35	287	8.2	33	3	8	5	3	0	0	48
2020	Cincinnati	6-6	119	428	3.6	34t	3	21	138	6.6	19	1	4	3	1	0	0	24
CAREER		50-41	812	3359	4.1	51	20	129	1008	7.8	67	5	25	20	5	0	0	150

RUSHING SINGLE-GAME HIGHS: ATTEMPTS—30 (11-10-19 vs. Baltimore). YARDS—162 (12-29-19 vs. Cleveland). LONG—51 (12-30-18 at Pittsburgh). TOUCHDOWNS—2 (three times; most recently on 10-4-20 vs. Jacksonville).

RECEIVING SINGLE-GAME HIGHS: RECEPTIONS—7 (11-25-18 vs. Cleveland). YARDS—91 (10-29-17 vs. Indianapolis). LONG—67 (10-29-17 vs. Indianapolis). TOUCHDOWNS—1 (five times; most recently on 10-4-20 vs. Jacksonville).

CAREER GAME-BY-GAME

		RUSHING					RECEIVING				
DATE	OPPONENT	ATT	YDS	AVG	LG	TD	NO	YDS	AVG	LG	TD
2017 / CINCINNATI											
9-10	BALTIMORE	8	9	1.1	8	0	3	15	5.0	9	0
9-14	HOUSTON	9	36	4.0	7	0	1	5	5.0	5	0
9-24	at Green Bay	18	62	3.4	20	0	3	39	13.0	21	0
10-1	at Cleveland	17	29	1.7	10	0	4	19	4.8	10	0
10-8	BUFFALO	15	51	3.4	12	1	0	0	—	—	0
10-15	— BYE —										
10-22	at Pittsburgh	7	48	6.9	25	0	3	20	6.7	8	0
10-29	INDIANAPOLIS	11	18	1.6	7	0	3	91	30.3	67	0
11-5	at Jacksonville	13	31	2.4	7t	1	3	15	5.0	10	0
11-12	at Tennessee	9	37	4.1	13	1	1	3	3.0	3	0
11-19	at Denver	20	49	2.5	8	0	2	0	0.0	1	0
11-26	CLEVELAND	23	114	5.0	19	1	3	51	17.0	36	0
12-4	PITTSBURGH	7	34	4.9	10	0	1	8	8.0	8	0
12-10	CHICAGO			INACTIVE					INACTIVE		
12-17	at Minnesota			INACTIVE					INACTIVE		
12-24	DETROIT	3	12	14.0	9	0	2	20	10.0	10	0
12-31	at Baltimore	18	96	5.3	17	0	1	1	1.0	1	0
2018 / CINCINNATI											
9-9	at Indianapolis	17	95	5.6	27	1	5	54	10.8	21	0
9-13	BALTIMORE	21	84	4.0	21	0	1	3	3.0	3	0
9-23	at Carolina			INACTIVE					INACTIVE		
9-30	at Atlanta			INACTIVE					INACTIVE		
10-7	MIAMI	22	93	4.2	31	0	3	22	7.3	18t	1
10-14	PITTSBURGH	11	64	5.8	17	1	4	20	5.0	8	0
10-21	at Kansas City	13	50	3.8	20	0	3	1	0.3	3	0
10-28	TAMPA BAY	21	123	5.9	43	2	3	15	5.0	9	0
11-4	— BYE —										
11-11	NEW ORLEANS	11	61	5.5	14	0	2	24	12.0	17	0
11-18	at Baltimore	12	14	1.2	4	1	3	38	12.7	21	0
11-25	CLEVELAND	14	89	6.4	32	0	7	66	9.4	16	0
12-2	DENVER	12	82	6.8	23	0	2	13	6.5	9	0
12-9	at L.A. Chargers	26	111	4.3	19	1	5	27	5.4	11	0
12-16	OAKLAND	27	129	4.8	47	2	2	1	0.5	1	0
12-23	at Cleveland	17	68	4.0	20	0	2	10	5.0	11	0
12-30	at Pittsburgh	13	105	8.1	51	0	1	2	2.0	2	0
2019 / CINCINNATI											
9-8	at Seattle	6	10	1.7	6	0	2	7	3.5	10	0
9-15	SAN FRANCISCO	11	17	1.5	9	0	3	10	3.3	7	0
9-22	at Buffalo	15	60	4.0	14	0	2	34	17.0	33	1
9-30	at Pittsburgh	15	62	4.1	15	0	4	1	0.3	3	0
10-6	ARIZONA	19	93	4.9	18	0	1	16	16.0	16	0
10-13	at Baltimore	8	10	1.3	3	0	2	29	14.5	23	0
10-20	JACKSONVILLE	10	2	0.2	4	0	1	2	2.0	2t	1
10-27	L.A. Rams (London)	17	66	3.9	13	0	4	11	2.8	4	1
11-3	— BYE —										
11-10	BALTIMORE	30	114	3.8	15	0	2	37	18.5	23	0
11-17	at Oakland	15	86	5.7	30	1	1	17	17.0	17	0
11-24	PITTSBURGH	18	79	4.4	14	0	0	0	—	—	0
12-1	N.Y. JETS	19	44	2.3	9	1	4	26	6.5	9	0
12-8	at Cleveland	23	146	6.3	26	1	3	40	13.3	24	0
12-15	NEW ENGLAND	25	136	5.4	29	0	3	20	6.7	11	0
12-22	at Miami	21	50	2.4	9	0	2	23	11.5	17	0
12-29	CLEVELAND	26	162	6.2	41	2	1	14	14.0	14	0
2020 / CINCINNATI											
9-13	L.A. CHARGERS	19	69	3.6	14	0	1	2	2.0	2	0
9-17	at Cleveland	16	46	2.9	9	0	4	40	10.0	18	0
9-27	at Philadelphia	17	49	2.9	11	0	2	16	8.0	14	0
10-4	JACKSONVILLE	25	151	6.0	34t	2	6	30	5.0	14	1
10-11	at Baltimore	24	59	2.5	7	0	6	35	5.8	19	0
10-18	at Indianapolis	18	54	3.0	9	1	2	15	7.5	8	0
10-25	CLEVELAND			INACTIVE					INACTIVE		
11-1	TENNESSEE			INACTIVE					INACTIVE		
11-8	— BYE —										
11-15	at Pittsburgh			INACTIVE					INACTIVE		
11-22	at Washington			RESERVE / INJURED					RESERVE / INJURED		
11-29	N.Y. GIANTS			RESERVE / INJURED					RESERVE / INJURED		
12-6	at Miami			RESERVE / INJURED					RESERVE / INJURED		
12-13	DALLAS			RESERVE / INJURED					RESERVE / INJURED		
12-21	PITTSBURGH			RESERVE / INJURED					RESERVE / INJURED		
12-27	at Houston			RESERVE / INJURED					RESERVE / INJURED		
1-3	BALTIMORE			RESERVE / INJURED					RESERVE / INJURED		



MORGAN, STANLEY

WR #17**Height:** 6-0**Weight:** 205**College:** Nebraska**Experience:** 3rd-year player in 2021**2020 games-starts:** 6-0**Career games-starts:** 17-0**Born:** 9-7-96**Hometown:** New Orleans, La.**Acquired:** CFA'19

A 2019 Bengals college free agent signee, Morgan has developed into a valuable special teams player over his first two seasons ... Bounced between Cincinnati's active roster and practice squad in both 2019 and '20, but still saw action in 17 combined games ... Most prominent role has been on special teams, where he has played 187 snaps the last two seasons and has eight combined tackles ... Has also seen light action on offense, with three catches for 18 yards in 161 combined snaps ... Re-wrote receiving record books in college at Nebraska, leaving with school records in career receptions (189) and receiving yards (2747), single-season receiving yards (1004 in '18) and 100-yard receiving games (five in '17), and consecutive games with a reception (38).

Career transactions: Signed with Cincinnati as college free agent on 5-10-19 ... Waived by Bengals on 8-31-19 ... Signed to Bengals practice squad on 9-1-19 ... Signed to Bengals roster on 10-2-19 ... Waived by Bengals on 9-5-20 ... Signed to Bengals practice squad on 9-6-20 ... Signed to Bengals roster on 12-12-20.

2020 highlights: Played in six games (no starts) ... Saw 18 snaps on offense (no statistics), and 110 snaps on special teams (three ST tackles) ... Spent majority of season on Bengals' practice squad, before signing to the active roster for the final four games ... Practice squad protected player for 12 of Cincinnati's first 13 games, with only outlier coming when he was on Reserve/COVID-19 list (was on list Nov. 20-Dec. 2) ... Posted two special teams tackles on Dec. 6 at Miami.

Previous seasons: 2019—Played in 11 games for the Bengals ... Totaled three catches for 18 yards on the season, and had five tackles on special teams ... Spent Games 1-4 on practice squad, before being called up to active roster on Oct. 2 to take place of injured WR John Ross III ... Played in Games 5-15, seeing light action on offense (143 snaps) and regular action on special teams (177 snaps) ... Inactive for season finale vs. Cleveland due to concussion ... Made NFL debut on Oct. 6 vs. Arizona, and made his first career catch (a six yarder from QB Andy Dalton).

College: Spent four seasons (2015-18) at Nebraska ... Played in 49 career games, and missed just one contest due to injury ... Re-wrote receiving record books, leaving with school records in career receptions (189) and receiving yards (2747), single-season receiving yards (1004 in '18) and 100-yard receiving games (five in '17), and consecutive games with a reception (38) ... Also tied for second in career receiving TDs (22) ... His 1004 receiving yards in 2018 made him the first-ever Nebraska player to top 1000 receiving yards.

Personal: Hometown is New Orleans, La. ... Attended St. Augustine High School in New Orleans, where as a senior he totaled 46 catches for 891 yards and eight TDs, despite missing two games with a shoulder injury ... Also lettered in basketball, and was a member of the National Honor Society ... Known for his work in the community at Nebraska, he volunteered with the Nebraska Football Road Race, Husker Heroes, Red Cross, the Lincoln Marathon and local hospital and school outreach events ... Child, youth and family studies major at Nebraska.

STANLEY MORGAN'S STATISTICS

			RECEIVING					RUSHING					SCORING								
YEAR	TEAM	G-S	NO	YDS	AVG	LG	TD	ATT	YDS	AVG	LG	TD	TD	TD-R	TD-P	TD-Rt	2-PtC	PTS			
2019	Cincinnati	11-0	3	18	6.0	9	0	—	—	—	—	—	—	—	—	—	—	—			
2020	Cincinnati	6-0	0	0	—	—	0	—	—	—	—	—	—	—	—	—	—	—			
CAREER		17-0	3	18	6.0	9	0	—	—	—	—	—	—	—	—	—	—	—			
			SPECIAL TEAMS							KICKOFF RETURNS					PUNT RETURNS						
YEAR	TEAM	ST	AT	TT	FF	FR-YDS	BP	BFG	BXP	NO	YDS	AVG	FC	LG	TD	NO	YDS	AVG	FC	LG	TD
2019	Cincinnati	4	1	5	0	0-0	0	0	0	—	—	—	—	—	—	—	—	—	—	—	—
2020	Cincinnati	1	2	3	0	0-0	0	0	0	—	—	—	—	—	—	—	—	—	—	—	—
CAREER		5	3	8	0	0-0	0	0	0	—	—	—	—	—	—	—	—	—	—	—	—

RECEIVING SINGLE-GAME HIGHS: RECEPTIONS—1 (three times; most recently on 11-10-19 vs. Baltimore). YARDS—9 (11-10-19 vs. Baltimore). LONG—9 (11-10-19 vs. Baltimore). TOUCHDOWNS—(none).



MOSS, THADDEUS

TE #81

Height: 6-3
Weight: 249
College: Louisiana State
Experience: 2nd-year player in 2021

2020 games-starts: 0-0
Career games-starts: 0-0
Born: 5-14-98
Hometown: Charlotte, N.C.
Acquired: W(Wash.)'21

A frequent target of Joe Burrow during LSU's national championship run in 2019, Moss now reunites with his college QB in Cincinnati after spending his rookie season with Washington ... Did not play as a rookie, after spending entire season and postseason on Washington's Reserve/Injured list ... In 2019, his lone season of action at LSU, he set single-season school records for receptions (47) and receiving yards (570) by a TE, and scored four TDs ... Began college career at North Carolina State, where he played one season (2016) ... Sat out 2017 season with LSU due to NCAA transfer rules, then missed '18 with a broken left foot ... Lived in Greater Cincinnati for six years during his childhood, and attended Boone County High School in Northern Kentucky as a freshman ... Son of Pro Football Hall of Fame WR Randy Moss.

Career transactions: Signed with Washington as college free agent on 5-1-20 ... Waived (injured) by Washington on 8-22-00 (later cleared waivers and reverted to Reserve/Injured) ... Waived by Washington on 4-9-21 ... Acquired on waivers by Cincinnati on 4-12-21.

2020 highlights: Spent rookie season with Washington, but did not play ... Spent entire season and postseason on Reserve/Injured (right foot).

College: Spent three seasons (2017-19) at LSU, but saw only one season ('19) of action ... Posted 47 catches for 570 yards and four TDs in 2019, and helped LSU to perfect 15-0 season and a national championship ... His receptions and receiving yards totals were both single-season school records for a TE ... Sat out 2017 due to NCAA transfer rules, and then missed '18 due to a broken left foot ... Began his college career at North Carolina State, where he played one season (2016) ... Started three games for the Wolfpack, and posted six catches for 49 yards and a TD.

Personal: Hometown is Charlotte, N.C. ... Attended Mallard Creek High School in Charlotte, where he helped team to North Carolina 4AA state football championship as senior ... Also played basketball ... Son of former NFL WR and Pro Football Hall of Famer Randy Moss ... Spent six years of his childhood living in Northern Kentucky (just outside Cincinnati), and attended Boone County High School for his freshman year ... His sister, Sydney Moss, was Kentucky's Miss Basketball in 2012 at Boone County, and went on to play three seasons at Thomas More University in Northern Kentucky, where she was a three-time first-team All-American, National Player of the year and led her team to two Division III National Championships ... First name is pronounced "THA-dee-us."

THADDEUS MOSS' STATISTICS

			RECEIVING					RUSHING					SCORING						
YEAR	TEAM	G-S	NO	YDS	AVG	LG	TD	ATT	YDS	AVG	LG	TD	TD	TD-R	TD-P	TD-Rt	2-PtC	PTS	
2020	Washington	0-0	DID NOT PLAY*					DID NOT PLAY*					DID NOT PLAY*						
CAREER		0-0	0	0	—	—	0	—	—	—	—	—	—	—	—	—	—	—	

POSTSEASON

			RECEIVING					RUSHING					SCORING						
YEAR	TEAM	G-S	NO	YDS	AVG	LG	TD	ATT	YDS	AVG	LG	TD	TD	TD-R	TD-P	TD-Rt	2-PtC	PTS	
2020	Washington	0-0	DID NOT PLAY*					DID NOT PLAY*					DID NOT PLAY*						
CAREER		0-0	0	0	—	—	0	—	—	—	—	—	—	—	—	—	—	—	

* NOTE: Moss was on the Reserve/Injured list for 16 regular-season games and one postseason game with Washington in 2020.



O'GRADY, CHEYENNE

TE #82

Height: 6-4
Weight: 253
College: Arkansas
Experience: Rookie in 2021

2020 games-starts: 0-0
Career games-starts: 0-0
Born: 9-20-96
Hometown: Fayetteville, Ark.
Acquired: FA'21

O'Grady joined the Bengals as a free agent in May, and now looks to carve out a roster spot ... Spent 2015-19 at the University of Arkansas, with a redshirt season in '15 ... Caught 87 passes for 967 yards, and his 12 career TDs were the most ever for an Arkansas TE ... Was draft eligible in 2020, but did not sign with an NFL team last season and thus will be classified as a rookie in '21.

Career transactions: Signed with Cincinnati as free agent on 5-14-21.

College highlights: Spent five years (2015-19) at Arkansas, with a redshirt season in '15 ... Played in 27 career games, and caught 87 passes for 967 yards, and his 12 TDs were the most-ever by an Arkansas TE. **2019—** Played in seven games, and caught career-high 33 passes for 372 yards and

three TDs. **2018—** Played in eight games, and posted career-highs in receiving yards (400) and TDs (six) on 33 catches. **2017—** Played in 10 games, and caught 21 passes for 132 yards and two TDs. **2016—** Redshirt freshman played in two games, and caught three passes for 63 yards and a TD. **2015—** Did not play (redshirt).

High School: Attended Fayetteville (Ark.) High School ... As a senior in 2014, he caught 41 passes for 766 yards and 11 TDs, and helped his team to the Arkansas class 7A state championship game.

Personal: Hometown is Fayetteville, Ark. ... His late father, Larry Marks, was a three-year letterman in men's basketball at Arkansas from 1988-90 ... Recreation and sport management major at Arkansas.

CHEYENNE O'GRADY'S STATISTICS

YEAR	TEAM	G-S	RECEIVING					RUSHING					SCORING					
			NO	YDS	AVG	LG	TD	ATT	YDS	AVG	LG	TD	TD	TD-R	TD-P	TD-Rt	2-PtC	PTS
2020	—	0-0	DID NOT PLAY*					DID NOT PLAY*					DID NOT PLAY*					
CAREER		0-0	0	0	—	—	0	—	—	—	—	—	—	—	—	—	—	—

* NOTE: O'Grady was not with an NFL team in 2020.



OGUNJOBI, LARRY

DT #65

Height: 6-3
Weight: 305
College: North Carolina-Charlotte
Experience: 5th-year player in 2021

2020 games-starts: 15-15 (Cle.)
Career games-starts: 60-47
Born: 6-3-94
Hometown: Greensboro, N.C.
Acquired: UFA(Cle.)'21

A familiar face after spending his first four NFL seasons with the Browns, Ogunjobi joined Cincinnati in March as an unrestricted free agent ... Slotted as the Bengals' No. 1 three-technique DT, which he says is his natural position despite not playing it since high school ... Enters 2021 with 60 career games played (47 starts), 14.5 sacks, a PD and two FFs ... Has earned notoriety for his background story, in which he says he lost more than 100 pounds between his sophomore and junior year of high school as he was beginning his football career ... Eventually earned football scholarship to Charlotte, and became the first player ever drafted into the NFL from that program ... Signed a one-year contract with Cincinnati in March 2021.

Career transactions: Selected by Cleveland in third round of 2017 NFL Draft (65th overall) ... Signed with Browns on 5-18-17 ... Browns contract expired on 3-17-21; became unrestricted free agent ... Signed with Cincinnati as unrestricted free agent on 3-19-21.

2020 highlights: Played and started 15 games for Cleveland, and totaled 46 tackles, 2.5 sacks and a FF ... Recorded only full sack of the season on Dec. 6 at Tennessee, with a seven-yard takedown of Ryan Tannehill in the third quarter ... Started both of Cleveland's playoff games, and totaled four tackles.

Previous seasons: 2017—Played in 14 games (one start) as a rookie for Cleveland ... Inactive for two games (groin) ... Totaled 32 tackles and a

sack ... Made NFL debut in season-opener vs. Pittsburgh, and recorded four tackles ... Notched first career sack on Dec. 24 at Chicago, taking down Mitchell Trubisky for a seven-yard loss. **2018**—Started all 16 games for Cleveland ... Posted 5.5 sacks and a FF ... Recorded first-career multi-sack game on Sept. 18 at New Orleans, with two third-down takedowns of Drew Brees. **2019**—Played and started 15 games for Cleveland ... Missed one game while on Reserve/Suspended by Commissioner list ... Totaled 50 tackles, 5.5 sacks and a PD.

College: Spent five seasons (2012-16) at the University of North Carolina-Charlotte, with a redshirt year in '12 ... Was part of Charlotte's first-ever recruiting class; the 49ers did not have a football season during his redshirt year in 2012, as the program's inaugural football season was in '13 ... Was first player ever drafted into the NFL from Charlotte's football program ... Finished college career with 217 tackles, including 49 for losses, and 13 sacks.

Personal: Hometown is Greensboro, N.C. ... Attended Ragsdale High school in Jamestown, N.C. ... Has gained notoriety for how he got into football — he says he started playing as a 350-pound sophomore in high school because his mother took away his X-box, and then went on to lose roughly 100 pounds before his junior season and eventually earned multiple scholarship offers ... His parents, Larry and Mercy Ogunjobi, immigrated to the United States from Nigeria ... Taught himself to play the piano ... Double-major at Charlotte — computer science and biology ... Last name is pronounced "O-gunn-JO-bee."

LARRY OGUNJOBI'S STATISTICS

			DEFENSE							INTERCEPTIONS					SCORING				
YEAR	TEAM	G-S	ST	AT	TT	SKS-YDS	PD	FF	FR-YDS	NO	YDS	AVG	LG	TD	TD	TD-IntRt	TD-FRRt	S	PTS
2017	Cleveland	14-1	17	15	32	1-7	0	0	0-0	—	—	—	—	—	—	—	—	—	—
2018	Cleveland	16-16	33	19	52	5.5-51.5	0	1	0-0	—	—	—	—	—	—	—	—	—	—
2019	Cleveland	15-15	35	15	50	5.5-40	1	0	0-0	—	—	—	—	—	—	—	—	—	—
2020	Cleveland	15-15	23	23	46	2.5-18	0	1	0-0	—	—	—	—	—	—	—	—	—	—
CAREER		60-47	108	72	180	14.5-116.5	1	2	0-0	—	—	—	—	—	—	—	—	—	—

POSTSEASON

			DEFENSE							INTERCEPTIONS					SCORING				
YEAR	TEAM	G-S	ST	AT	TT	SKS-YDS	PD	FF	FR-YDS	NO	YDS	AVG	LG	TD	TD	TD-IntRt	TD-FRRt	S	PTS
2020	Cleveland	2-2	1	3	4	0-0	0	0	0-0	—	—	—	—	—	—	—	—	—	—
CAREER		2-2	1	3	4	0-0	0	0	0-0	—	—	—	—	—	—	—	—	—	—

2020 REGULAR-SEASON GAME-BY-GAME

		DEFENSE								INTERCEPTIONS				
DATE	OPPONENT	ST	AT	TT	SKS-YDS	INT-YDS	PD	FF	FR-YDS	NO	YDS	AVG	LG	TD
Cleveland														
9-13	at Baltimore	3	0	3	0-0	0-0	0	1	0-0	—	—	—	—	—
9-17	CINCINNATI	0	1	1	0-0	0-0	0	0	0-0	—	—	—	—	—
9-27	WASHINGTON	2	2	4	0-0	0-0	0	0	0-0	—	—	—	—	—
10-4	at Dallas	0	2	2	0-0	0-0	0	0	0-0	—	—	—	—	—
10-11	INDIANAPOLIS	INACTIVE								INACTIVE				
10-18	at Pittsburgh	4	1	5	0-0	0-0	0	0	0-0	—	—	—	—	—
10-25	at Cincinnati	2	2	4	0-0	0-0	0	0	0-0	—	—	—	—	—
11-1	LAS VEGAS	2	2	4	0-0	0-0	0	0	0-0	—	—	—	—	—
11-8	— BYE —													
11-15	HOUSTON	1	1	2	0.5-2.5	0-0	0	0	0-0	—	—	—	—	—
11-22	PHILADELPHIA	0	3	3	0.5-5	0-0	0	0	0-0	—	—	—	—	—
11-29	at Jacksonville	2	1	3	0-0	0-0	0	0	0-0	—	—	—	—	—
12-6	at Tennessee	1	1	2	1-7	0-0	0	0	0-0	—	—	—	—	—
12-14	BALTIMORE	2	2	4	0-0	0-0	0	0	0-0	—	—	—	—	—
12-20	at N.Y. Giants	1	2	3	0.5-3.5	0-0	0	0	0-0	—	—	—	—	—
12-27	at N.Y. Jets	2	2	4	0-0	0-0	0	0	0-0	—	—	—	—	—
1-3	PITTSBURGH	1	1	2	0-0	0-0	0	0	0-0	—	—	—	—	—
TOTALS		23	23	46	2.5-18	0-0	0	1	0-0	—	—	—	—	—



OSSAI, JOSEPH

DE #58

Height: 6-4
Weight: 256
College: Texas
Experience: Rookie in 2021

2020 games-starts: 0-0
Career games-starts: 0-0
Born: 4-12-00
Hometown: Ketu Ijanikin, Lagos (Nigeria)
Acquired: D3'21

A rookie third-round draft pick, Ossai is a long and athletic pass-rusher known for his relentless effort ... Spent three seasons (2018-20) at Texas; chose to forgo his final season of eligibility to enter the NFL draft ... Played in 36 career games, and totaled 165 tackles, 30.5 tackles for losses, 11 sacks, two INTs, five PDs, five FFs, a FR and a blocked PAT ... Enters 2021 as the youngest Bengal on the roster (21 years old), and was born just four months prior to the opening of Paul Brown Stadium ... Born in Nigeria (Ketu Ijanikin, Lagos), and his family moved to the United States when he was 10 ... First saw the game of football at age 10, after arriving in the U.S.

Career transactions: Selected by Cincinnati in third round of 2021 NFL Draft (69th overall) ... Signed with Bengals on 6-2-21.

Defensive coordinator Lou Anarumo says: "You look at the guy and he jumps off the tape. He's explosive, has great length, brings some position flex, and plays the game the right way. He plays extremely hard. I'm excited about what he brings to the table. He's really going to help our team."

College highlights: Spent three seasons (2018-20) at Texas; Chose to forgo his final year of eligibility to enter the NFL Draft ... Played in 36 games,

and totaled 165 tackles, 30.5 tackles for losses, 11 sacks, two INTs, five PDs, five FFs, a FR and a blocked PAT. **2020**—Started all nine games, and recorded 55 tackles, including five sacks, along with two PDs, three FFs and a FR ... His 16 tackles for losses led the Big 12 and ranked No. 2 nationally ... Posted career-highs in tackles (12), tackles for losses (six) and sacks (three) in win at No. 6 Oklahoma State, and also forced and recovered a fumble; also sealed Texas' win with a fourth-down sack in OT. **2019**—Started all 13 games, and recorded 90 tackles, including 13.5 for losses and five sacks, along with two INTs, three PDs, a FF and a blocked PAT ... In game vs. LSU, recorded a sack and an INT of Tigers QB Joe Burrow. **2018**—Played in 14 games as a true freshman, and recorded 20 tackles, including one sack, and a FF.

High School: Attended Oak Ridge High School in Conroe, Texas (outside Houston) ... As a senior, posted 58 tackles, eight sacks and three FFs ... Attended Conroe High School as a freshman, and played safety ... Also played basketball and track and field.

Personal: Hometown is Ketu Ijanikin, Lagos, Nigeria ... Moved to the United States at age 10, and was raised in Conroe, Texas (outside Houston) ... Last name is pronounced "o-SIGH."



PATRICK, JACQUES

HB #31

Height: 6-2
Weight: 231
College: Florida State
Experience: 1st-year player in 2021

2020 games-starts: 0-0
Career games-starts: 0-0
Born: 1-7-97
Hometown: Orlando, Fla.
Acquired: FA'20

Considered a big, strong rusher who in 2020 made leap from XFL to NFL ... Spent 2020 NFL season on Bengals' practice squad ... Earlier in 2020, played with XFL's Tampa Bay Vipers, rushing 60 times for 254 yards (4.2 average) and two TDs ... Played in 45 games (13 starts) at Florida State University, rushing for 1790 yards and 17 TDs on 366 carries (4.9) ... Was classified a rookie in 2020, though he was draft-eligible in '19 (did not sign NFL contract that year).

Career NFL transactions: Signed with Cincinnati as free agent (first NFL contract) on 4-17-20 ... Waived by Bengals on 9-5-20 ... Signed to Bengals practice squad on 9-6-20 ... Signed to Bengals roster on 1-4-21.

2020 highlights: Spent entire season on Bengals' practice squad, and did not see game action ... Designated protected practice squad player for Games 7, 11-12 and 14.

XFL highlights: 2020—Played in all five games for the XFL's Tampa Bay Vipers in 2020 ... Rushed 60 times for 254 yards (third in XFL) and two TDs

... Rushed for season-high 108 yards and a TD on 21 carries on March 1 vs. the DC Defenders.

College: Spent four seasons (2015-18) at Florida State ... Played in 45 career games (13 starts), and rushed 366 times for 1790 yards (4.9) and 17 TDs ... Also had 47 catches for 356 yards and a TD.

Personal: Hometown is Orlando, Fla. ... Attended Timber Creek High School in Orlando, where as a senior he posted 2576 yards and 32 TDs on 276 carries, en route to Florida Gatorade Player of the Year honors ... Played in the 2015 Under Armour All-American Game ... Social science major at Florida State ... First name is pronounced "JAH-quez."

NOTE ABOUT NFL EXPERIENCE: Patrick did not earn an accrued year of experience toward NFL free agency in 2020 because he was not on a 53-player roster, a Reserve/Injured list or a Reserve/Physically Unable to Perform list for the required minimum of six games.

JACQUES PATRICK'S STATISTICS

			RUSHING					RECEIVING					SCORING					
YEAR	TEAM	G-S	ATT	YDS	AVG	LG	TD	NO	YDS	AVG	LG	TD	TD	TD-R	TD-P	TD-Rt	2-PtC	PTS
2019	—	0-0	DID NOT PLAY*					DID NOT PLAY*					DID NOT PLAY*					
2020	Cincinnati	0-0	DID NOT PLAY*					DID NOT PLAY*					DID NOT PLAY*					
CAREER		0-0	0	0	—	—	0	—	—	—	—	—	—	—	—	—	—	—

* NOTE: Patrick was not with an NFL team in 2019. In 2020, he was on the practice squad for 16 regular-season games with Cincinnati.



PERINE, SAMAJE

HB #34

Height: 5-11
Weight: 240
College: Oklahoma
Experience: 5th-year player in 2021

2020 games-starts: 16-1
Career games-starts: 44-9
Born: 9-16-95
Hometown: Pflugerville, Texas
Acquired: W(Mia.)'20

A valuable reserve running back now entering his third Bengals season, Perine in 2020 saw increased time on offense after starting HB Joe Mixon suffered a season-ending injury in Game 6 ... Rushed 63 times for 301 yards (4.8) and three TDs in 2020, and caught 11 passes for 66 yards ... Saw action on 19.2 percent of offensive snaps in 2020, with majority of his playing time coming late in the season ... Had best game as a Bengal on Dec. 27 at Houston, when he posted 136 yards from scrimmage (95 rushing, 41 receiving) and two TDs ... Originally a fourth-round draft pick of Washington in 2017, and spent two seasons ('17-18) there before joining Cincinnati on waivers after final roster cuts in '19 ... Spent one game with Miami in 2019 after being signed off of Cincinnati's practice squad, but was then re-acquired on waivers by the Bengals in April 2020 ... Played collegiately at University of Oklahoma, where he shared backfield with Bengals HB Joe Mixon ... Finished college career as OU's all-time leading rusher (4122 yards) despite turning pro after three seasons, and also set NCAA's single-game rushing record as freshman in 2014 (427 yards vs. Kansas).

Career transactions: Selected by Washington in fourth round of 2017 NFL Draft (114th overall) ... Signed with Washington on 5-11-17 ... Waived by Washington on 8-31-19 ... Acquired by Cincinnati on waivers from Washington on 9-1-19 ... Waived by Bengals on 10-17-19 ... Signed to Bengals practice squad on 10-18-19 ... Signed off Bengals practice squad by Miami on 12-24-19 ... Waived by Dolphins on 4-27-20 ... Acquired by Cincinnati on waivers from Dolphins on 4-28-20 ... Contract expired on 3-17-21; became unrestricted free agent ... Re-signed with Bengals as unrestricted free agent on 3-24-21.

2020 highlights: Played in all 16 games for the Bengals, with one start (Game 16 as second HB) ... Saw action on 19.2 percent of offensive snaps, with increased action in final 10 games after starting HB Joe Mixon was lost for the season due to injury ... Totaled 63 rushes for 301 yards and three TDs, along with 11 catches for 66 yards ... Also contributed on special teams, playing 285 snaps and recording three ST tackles ... Recorded first rushing TD (one yard) as a Bengal on Nov. 1 vs. Tennessee ... Posted career-high 136 yards from scrimmage (95 rushing, 41 receiving) on Dec. 27 vs. Houston, and rushed for go-ahead scores of three and 46 yards (career long).

Previous seasons: 2017—Played in all 16 games as a rookie, earning eight starts ... Led Washington in rushing attempts (175) and rushing yards (603) ... Scored one rushing TD, and also recorded 22 receptions for 182 yards and a receiving TD ... Also was a special teams contributor, and returned two kickoffs for 48 yards ... Made his NFL debut on Sept. 10 vs. Philadelphia, and played on special teams (no statistics) ... Made his first career start on Sept. 24 vs. Oakland, and rushed 19 times for 49 yards, and caught a six-yard pass ... Helped Washington to a win over San Francisco on Oct. 15, with three catches for 24 yards and his first career TD ... Rushed 23 times for career-high 117 yards and a TD on Nov. 19 at New Orleans ... On Nov. 23 vs. the N.Y. Giants, gained 100 yards on a career-high 24 rushes. **2018**—Played in five games (Games 5-6, 8-9 and 16) for the Washington ... Totaled eight rushes for 32 yards, and caught three passes for five yards ... On Nov. 4 vs. Atlanta, he totaled 20 yards on two carries, and caught two passes for eight yards. **2019**—Played in Games 1-6 for the Bengals, and made four special teams tackles ... Made Bengals debut in Game 1 at Seattle, and had one special teams tackle ... Waived on Oct. 17 and signed Oct. 18 to Cincinnati's practice squad, where he spent Games 7-15 ... Signed off of Bengals' practice squad by the Miami Dolphins on Dec. 24 ... Played on offense and special teams in Dolphins' season finale at New England and had five carries for 16 yards.

College: Spent three seasons (2014-16) at Oklahoma ... Played in 36 games, with 30 starts, and shared the Sooners backfield his final two seasons with Bengals HB Joe Mixon ... Finished college career as OU's all-time leading rusher (4122 yards), despite turning pro after just three seasons ... Also set the NCAA's single-game rushing record as a freshman in 2014, when he rushed for 427 yards vs. Kansas ... Finished career ranked fifth in school history in rushing TDs (49), fifth in carries (685) and sixth in all-purpose yards (4443) ... Team captain as a junior in 2016.

Personal: Hometown is Pflugerville, Texas ... Attended Hendrickson High School in Pflugerville, where he rushed for 1492 yards and 12 TDs as a senior ... As a junior, rushed for 1992 yards and 16 TDs ... Human relations major at Oklahoma ... First name is pronounced "suh-MAH-jay" and last name is pronounced "PEE-rhine."

SAMAJE PERINE'S STATISTICS

YEAR	TEAM	G-S	RUSHING					RECEIVING					SCORING					
			ATT	YDS	AVG	LG	TD	NO	YDS	AVG	LG	TD	TD	TD-R	TD-P	TD-Rt	2-PtC	PTS
2017	Washington	16-8	175	603	3.4	30	1	22	182	8.3	25	1	2	1	1	0	0	12
2018	Washington	5-0	8	32	4.0	11	0	3	5	1.7	8	0	0	0	0	0	0	0
2019	Cincinnati	6-0	0	0	—	—	0	0	0	—	—	0	0	0	0	0	0	0
	Miami	1-0	5	16	3.2	9	0	0	0	—	—	0	0	0	0	0	0	0
2020	Cincinnati	16-1	63	301	4.8	46t	3	11	66	6.0	15	0	3	3	0	0	0	18
WASH. TOTALS		21-8	183	635	3.5	30	1	25	187	7.5	25	1	2	1	1	0	0	12
CIN. TOTALS		22-1	63	301	4.8	46t	3	11	66	6.0	15	0	3	3	0	0	0	18
MIA. TOTALS		1-0	5	16	3.2	9	0	0	0	—	—	0	0	0	0	0	0	0
CAREER		44-9	251	952	3.8	46t	4	36	253	7.0	25	1	5	4	1	0	0	30

YEAR	TEAM	SPECIAL TEAMS								KICKOFF RETURNS						PUNT RETURNS					
		ST	AT	TT	FF	FR-YDS	BP	BFG	BXP	NO	YDS	AVG	FC	LG	TD	NO	YDS	AVG	FC	LG	TD
2017	Washington	0	0	0	0	0-0	0	0	0	2	48	24.0	0	28	0	—	—	—	—	—	—
2019	Cincinnati	3	1	4	0	0-0	0	0	0	0	0	—	0	—	0	—	—	—	—	—	—
2020	Cincinnati	2	1	3	0	0-0	0	0	0	1	13	13.0	0	13	0	—	—	—	—	—	—
WASH. TOTALS		0	0	0	0	0-0	0	0	0	2	48	24.0	0	28	0	—	—	—	—	—	—
CIN. TOTALS		5	2	7	0	0-0	0	0	0	1	13	13.0	0	13	0	—	—	—	—	—	—
CAREER		5	2	7	0	0-0	0	0	0	3	61	20.3	0	28	0	—	—	—	—	—	—

RUSHING SINGLE-GAME HIGHS: ATTEMPTS—24 (for Washington; 11-23-17 vs. N.Y. Giants). YARDS—117 (for Washington; 11-19-17 at New Orleans). LONG—46t (for Cincinnati; 12-27-20 at Houston). TOUCHDOWNS—2 (for Cincinnati; 12-27-20 at Houston).

RECEIVING SINGLE-GAME HIGHS: RECEPTIONS—4 (two times; most recently for Cincinnati on 12-27-20 at Houston). YARDS—41 (for Cincinnati; 12-27-20 at Houston). LONG—25 (for Washington; 11-12-17 vs. Minnesota). TOUCHDOWNS—1 (for Washington; 10-15-17 vs. San Francisco).

KICKOFF RETURN SINGLE-GAME HIGHS: RETURNS—1 (three times; most recently for Cincinnati on 11-29-20 vs. N.Y. Giants). YARDS—28 (for Washington; 11-12-17 vs. Minnesota). LONG—28 (for Washington; 11-12-17 vs. Minnesota). TOUCHDOWNS—(none).

CAREER GAME-BY-GAME

		RUSHING					RECEIVING				
DATE	OPPONENT	ATT	YDS	AVG	LG	TD	NO	YDS	AVG	LG	TD
2017 / WASHINGTON											
9-10	PHILADELPHIA	0	0	—	—	0	0	0	—	—	0
9-17	at L.A. Rams	21	67	3.2	12	0	1	0	0.0	0	0
9-24	OAKLAND	19	49	2.6	9	0	1	6	6.0	6	0
10-2	at Kansas City	6	27	4.5	6	0	0	0	—	—	0
10-8	— BYE —										
10-15	SAN FRANCISCO	9	23	2.6	8	0	3	24	8.0	16	1
10-23	at Philadelphia	0	0	—	—	0	0	0	—	—	0
10-29	DALLAS	0	0	—	—	0	0	0	—	—	0
11-5	at Seattle	2	9	4.5	8	0	0	0	—	—	0
11-12	MINNESOTA	9	35	3.9	9	0	1	25	25.0	25	0
11-19	at New Orleans	23	117	5.1	30	1	1	9	9.0	9	0
11-23	N.Y. GIANTS	24	100	4.2	16	0	3	30	10.0	11	0
11-30	at Dallas	12	38	3.2	15	0	3	31	10.3	17	0
12-10	at L.A. Chargers	17	45	2.6	10	0	4	7	1.8	6	0
12-17	ARIZONA	14	37	2.6	6	0	2	29	14.5	23	0
12-24	DENVER	17	53	3.1	11	0	3	21	7.0	9	0
12-31	at N.Y. Giants	2	3	1.5	4	0	0	0	—	—	0
2018 / WASHINGTON											
9-9	at Arizona			INACTIVE					INACTIVE		
9-16	INDIANAPOLIS			INACTIVE					INACTIVE		
9-23	GREEN BAY			INACTIVE					INACTIVE		
9-30	— BYE —										
10-8	at New Orleans			INACTIVE					INACTIVE		
10-14	CAROLINA	1	3	3.0	3	0	1	-3	-3.0	-3	0
10-21	DALLAS	2	2	1.0	7	0	0	0	—	—	0
10-28	at N.Y. Giants			INACTIVE					INACTIVE		
11-4	ATLANTA	2	20	10.0	11	0	2	8	4.0	8	0
11-11	at Tampa Bay	0	0	—	—	0	0	0	—	—	0
11-18	HOUSTON			INACTIVE					INACTIVE		
11-22	at Dallas			INACTIVE					INACTIVE		
12-3	at Philadelphia			INACTIVE					INACTIVE		
12-9	N.Y. GIANTS			INACTIVE					INACTIVE		
12-16	at Jacksonville			INACTIVE					INACTIVE		
12-22	at Tennessee			INACTIVE					INACTIVE		
12-30	PHILADELPHIA	3	7	2.3	6	0	0	0	—	—	0
2019 / CINCINNATI and MIAMI											
		Cincinnati									
9-8	at Seattle	0	0	—	—	0	0	0	—	—	0
9-15	SAN FRANCISCO	0	0	—	—	0	0	0	—	—	0
9-22	at Buffalo	0	0	—	—	0	0	0	—	—	0
9-30	at Pittsburgh	0	0	—	—	0	0	0	—	—	0
10-6	ARIZONA	0	0	—	—	0	0	0	—	—	0
10-13	at Baltimore	0	0	—	—	0	0	0	—	—	0
10-20	JACKSONVILLE			PRACTICE SQUAD					PRACTICE SQUAD		
10-27	L.A. Rams (London)			PRACTICE SQUAD					PRACTICE SQUAD		
11-3	— BYE —										
11-10	BALTIMORE			PRACTICE SQUAD					PRACTICE SQUAD		
11-17	at Oakland			PRACTICE SQUAD					PRACTICE SQUAD		
11-24	PITTSBURGH			PRACTICE SQUAD					PRACTICE SQUAD		
12-1	N.Y. JETS			PRACTICE SQUAD					PRACTICE SQUAD		
12-8	at Cleveland			PRACTICE SQUAD					PRACTICE SQUAD		
12-15	NEW ENGLAND			PRACTICE SQUAD					PRACTICE SQUAD		
12-22	at Miami			PRACTICE SQUAD					PRACTICE SQUAD		
		Miami									
12-29	at New England	5	16	3.2	9	0	0	0	—	—	0
2020 / CINCINNATI											
9-13	L.A. CHARGERS	0	0	—	—	0	0	0	—	—	0
9-17	at Cleveland	0	0	—	—	0	0	0	—	—	0
9-27	at Philadelphia	0	0	—	—	0	0	0	—	—	0
10-4	JACKSONVILLE	0	0	—	—	0	0	0	—	—	0
10-11	at Baltimore	0	0	—	—	0	0	0	—	—	0
10-18	at Indianapolis	1	0	0.0	0	0	0	0	—	—	0
10-25	CLEVELAND	1	3	3.0	3	0	1	3	3.0	3	0
11-1	TENNESSEE	10	32	3.2	16	1	1	2	2.0	2	0
11-8	— BYE —										
11-15	at Pittsburgh	7	48	6.9	15	0	1	7	7.0	7	0
11-22	at Washington	5	19	3.8	8	0	1	2	2.0	2	0
11-29	N.Y. GIANTS	0	0	—	—	0	1	2	2.0	2	0
12-6	at Miami	3	7	2.3	5	0	0	0	—	—	0
12-13	DALLAS	10	32	3.2	11	0	2	9	4.5	5	0
12-21	PITTSBURGH	4	14	3.5	8	0	0	0	—	—	0
12-27	at Houston	13	95	7.3	46	2	4	41	10.3	15	0
1-3	BALTIMORE	9	51	5.7	15	0	0	0	—	—	0



PHILLIPS, ANTONIO

CB #29**Height:** 5-11**Weight:** 193**College:** Ball State**Experience:** Rookie in 2021**2020 games-starts:** 0-0**Career games-starts:** 0-0**Born:** 12-9-98**Hometown:** St. Louis, Mo.**Acquired:** CFA'21

A college free agent signee, Phillips looks to carve out a roster spot in a deep Bengals secondary ... Touted by scouts as a long and physical defender with good ball skills ... Spent the last four seasons (2017-20) at Ball State, and played in 39 career games ... Totaled 137 career tackles, one sack, eight INTs, 26 PDs and a FF ... Cousin of Arizona Cardinals DE Markus Golden.

Career transactions: Signed with Cincinnati as college free agent on 5-14-21.

College highlights: Spent four seasons (2017-20) at Ball State ... Played in 39 career games, and totaled 137 tackles, a sack, eight INTs, 26 PDs and a FF. **2020**—Played in eight games, and posted 32 tackles, two INTs (including a pick-six) and eight PDs ... Earned second-team All-MAC honors.

2019—Played in 11 games, and totaled 43 tackles, four INTs (career-high) and seven PDs ... Won team's Most Improved Player award and earned first-team All-MAC honors. **2018**—Played in 10 games, and totaled 43 tackles, two INTs and seven PDs. **2017**—True freshman played in 10 games, and totaled 19 tackles, a sack, four PDs and a FF.

High School: Attended Kirkwood (Mo.) High School (outside St. Louis) ... As a senior in 2016, helped lead team to school's first-ever state championship ... Recorded five INTs as a senior, and earned second-team all-state honors.

Personal: Hometown is St. Louis, Mo. ... His father, Jason, played college football at Illinois, and his cousin, Markus Golden, is a DE for the Arizona Cardinals ... Communication studies major at Ball State.



PHILLIPS, DARIUS

CB #23**Height:** 5-10**Weight:** 190**College:** Western Michigan**Experience:** 4th-year player in 2021**2020 games-starts:** 12-8**Career games-starts:** 35-10**Born:** 6-26-95**Hometown:** Detroit, Mich.**Acquired:** D5c'18

A Bengals fifth-round pick in 2018, Phillips has developed into a reliable contributor and turned heads with his playmaking ability and a nose for the football ... Enters 2021 with 35 games played (10 starts) in his three Bengals seasons ... Played 12 games (eight starts) in 2020, missing four (Games 9-12) due to groin injury, and totaled 36 tackles, an INT, 12 PDs (second on team) and two FFs in 2020 ... Part of Bengals defense that in 2020 held opposing passers to just a 62.8 completion percentage (sixth in NFL) ... In 2019, he led the team in INTs (four) and tied for third in PDs (seven), despite playing in just eight games (one start) and seeing action on 108 (of possible 1070) defensive snaps ... In college, he set FBS career record with 12 total returns for TDs, tied FBS record with five career pick-sixes, and ranked sixth in FBS history with 3145 career kickoff return yards.

Career transactions: Selected by Cincinnati in fifth round of 2018 NFL Draft (170th overall) ... Signed with Bengals on 5-12-18.

2020 highlights: Played in 12 games (eight starts) ... Started seven at CB (Games 1-3, 7, 13-16) and one at NCB (Game 4) ... Placed on Reserve/Injured (groin) on Nov. 14 (missing Games 9-12) and was activated prior to Game 13 vs. Dallas ... Totaled 36 tackles, one INT, 12 PDs and two FFs ... Also tallied two special teams tackles ... Had four tackles on Oct. 25 vs. Cleveland, and picked off a Baker Mayfield pass (21-yard return) to set up a TD drive for the Bengals ... Notched three PDs and five tackles (all solo) on Dec. 21 vs. Pittsburgh, including two that came on third downs and forced Steelers punts ... Logged season-high nine tackles on Dec. 27 at Houston, and added two PDs and two FFs (Texans recovered both).

Previous seasons: 2018—Played in 15 games, with one start at nickel DB ... Did not play Sept. 23 at Carolina ... Started in place of injured Dre Kirkpatrick Dec. 9 at L.A. Chargers ... Finished season with 19 total tackles on

defense, including two PDs and one FF ... Recorded season-high five tackles along with a PD in two games, on Oct. 28 vs. Tampa Bay and on Dec. 23 at Cleveland ... On Oct. 14 vs. Pittsburgh, recorded a FF in the fourth quarter. **2019**—Played in eight games, with one start ... Suffered left knee injury in Game 3 at Buffalo, and spent Games 4-11 on Reserve/Injured ... Led team in INTs (four) and tied for third in PDs (seven), despite playing 108 (of possible 1070) defensive snaps on the season ... Served as Bengals' No. 1 kickoff returner for Games 1-3, prior to injury ... On Sept. 22 at Buffalo, picked off Bills QB Josh Allen and returned it 27 yards, setting up a Bengals TD drive ... Placed on Reserve/Injured (left knee) on Sept. 26, then returned to active roster on Nov. 29 ... Picked off Dolphins QB Ryan Fitzpatrick in Game 15 at Miami, and had three total PDs ... In season finale vs. Cleveland, recorded his first career multi-INT game when he picked off QB Baker Mayfield twice, including one that set up a TD drive, and also had an additional PD.

College: Spent five years (2013-17) at Western Michigan, with a redshirt season in '13 ... Played in 51 games, and totaled 127 tackles, including 13 for losses, with 47 PDs, 12 INTs, four FFs and three FRs ... Considered one of top playmakers in FBS history, he scored 14 career TDs in five different ways (five KOR, one PR, five INT, one FR, two receiving) ... Set FBS career record with 12 total returns for TDs, tied FBS record with five career pick-sixes, and ranked sixth in FBS history with 3145 career kickoff return yards ... In eight career games against teams from "Power Five" conferences, totaled 20 KORs for 726 yards (36.3) and three TDs, four INTs, one FF, a 67-yard FR for a TD, nine pass breakups and three TFLs ... Two-time MAC Special Teams Player of the Year (2016 and '17) ... Began career as WR, before switching to CB as a sophomore.

Personal: Hometown is Detroit, Mich. ... Attended Robichaud High School in Dearborn Heights, Mich. ... Played prep football and basketball.

DARIUS PHILLIPS' STATISTICS


			DEFENSE							INTERCEPTIONS					SCORING							
YEAR	TEAM	G-S	ST	AT	TT	SKS-YDS	PD	FF	FR-YDS	NO	YDS	AVG	LG	TD	TD	TD-IntRt	TD-FRRt	S	PTS			
2018	Cincinnati	15-1	18	1	19	0-0	2	1	0-0	0	0	—	—	0	—	—	—	—	—			
2019	Cincinnati	8-1	4	0	4	0-0	7	0	0-0	4	82	20.5	28	0	—	—	—	—	—			
2020	Cincinnati	12-8	29	7	36	0-0	12	2	0-0	1	21	21.0	21	0	—	—	—	—	—			
CAREER		35-10	51	8	59	0-0	21	3	0-0	5	103	20.6	28	0	—	—	—	—	—			
			SPECIAL TEAMS							KICKOFF RETURNS					PUNT RETURNS							
YEAR	TEAM		ST	AT	TT	FF	FR-YDS	BP	BFG	BXP	NO	YDS	AVG	FC	LG	TD	NO	YDS	AVG	FC	LG	TD
2018	Cincinnati		1	2	3	0	0-0	0	0	0	0	0	—	0	—	0	2	24	12.0	1	16	0
2019	Cincinnati		0	1	1	0	0-0	0	0	0	17	373	21.9	0	37	0	3	8	2.7	1	9	0
2020	Cincinnati		1	1	2	0	0-0	0	0	0	0	0	—	0	—	0	0	0	—	0	—	0
CAREER			2	4	6	0	0-0	0	0	0	17	373	21.9	0	37	0	5	32	6.4	2	16	0

KICKOFF RETURN SINGLE-GAME HIGHS: RETURNS—5 (12-8-19 at Cleveland). YARDS—114 (12-8-19 at Cleveland). LONG—37 (9-15-19 vs. San Francisco). TOUCHDOWNS—(none).

PUNT RETURN SINGLE-GAME HIGHS: RETURNS—2 (9-13-18 vs. Baltimore). YARDS—24 (9-13-18 vs. Baltimore). LONG—16 (9-13-18 vs. Baltimore). TOUCHDOWNS—(none).

2020 GAME-BY-GAME

		DEFENSE								INTERCEPTIONS												
DATE	OPPONENT	ST	AT	TT	SKS-YDS	INT-YDS	PD	FF	FR-YDS	NO	YDS	AVG	LG	TD								
9-13	L.A. CHARGERS	0	1	1	0-0	0-0	1	0	0-0	0	0	—	—	0								
9-17	at Cleveland	2	0	2	0-0	0-0	0	0	0-0	0	0	—	—	0								
9-27	at Philadelphia	3	1	4	0-0	0-0	1	0	0-0	0	0	—	—	0								
10-4	JACKSONVILLE	2	1	3	0-0	0-0	0	0	0-0	0	0	—	—	0								
10-11	at Baltimore	0	0	0	0-0	0-0	2	0	0-0	0	0	—	—	0								
10-18	at Indianapolis	4	0	4	0-0	0-0	0	0	0-0	0	0	—	—	0								
10-25	CLEVELAND	3	0	3	0-0	1-21	1	0	0-0	1	21	21.0	21	0								
11-1	TENNESSEE	0	0	0	0-0	0-0	0	0	0-0	0	0	—	—	0								
11-8	— BYE —																					
11-15	at Pittsburgh				RESERVE / INJURED							RESERVE / INJURED										
11-22	at Washington				RESERVE / INJURED							RESERVE / INJURED										
11-29	N.Y. GIANTS				RESERVE / INJURED							RESERVE / INJURED										
12-6	at Miami				RESERVE / INJURED							RESERVE / INJURED										
12-13	DALLAS	2	0	2	0-0	0-0	2	0	0-0	0	0	—	—	0								
12-21	PITTSBURGH	5	0	5	0-0	0-0	3	0	0-0	0	0	—	—	0								
12-27	at Houston	7	2	9	0-0	0-0	2	2	0-0	0	0	—	—	0								
1-3	BALTIMORE	1	2	3	0-0	0-0	0	0	0-0	0	0	—	—	0								
TOTALS		29	7	36	0-0	1-21	12	2	0-0	1	21	21.0	21	0								
		SPECIAL TEAMS								KICKOFF RETURNS						PUNT RETURNS						
DATE	OPPONENT	ST	AT	TT	FF	FR-YDS	BP	BFG	BXP	NO	YDS	AVG	FC	LG	TD		NO	YDS	AVG	FC	LG	TD
9-13	L.A. CHARGERS	0	1	1	0	0-0	0	0	0	—	—	—	—	—	—		—	—	—	—	—	—
9-17	at Cleveland	0	0	0	0	0-0	0	0	0	—	—	—	—	—	—		—	—	—	—	—	—
9-27	at Philadelphia	0	0	0	0	0-0	0	0	0	—	—	—	—	—	—		—	—	—	—	—	—
10-4	JACKSONVILLE	0	0	0	0	0-0	0	0	0	—	—	—	—	—	—		—	—	—	—	—	—
10-11	at Baltimore	1	0	1	0	0-0	0	0	0	—	—	—	—	—	—		—	—	—	—	—	—
10-18	at Indianapolis	0	0	0	0	0-0	0	0	0	—	—	—	—	—	—		—	—	—	—	—	—
10-25	CLEVELAND	0	0	0	0	0-0	0	0	0	—	—	—	—	—	—		—	—	—	—	—	—
11-1	TENNESSEE	0	0	0	0	0-0	0	0	0	—	—	—	—	—	—		—	—	—	—	—	—
11-8	— BYE —																					
11-15	at Pittsburgh					RESERVE / INJURED																
11-22	at Washington					RESERVE / INJURED																
11-29	N.Y. GIANTS					RESERVE / INJURED																
12-6	at Miami					RESERVE / INJURED																
12-13	DALLAS	0	0	0	0	0-0	0	0	0	—	—	—	—	—	—		—	—	—	—	—	—
12-21	PITTSBURGH	0	0	0	0	0-0	0	0	0	—	—	—	—	—	—		—	—	—	—	—	—
12-27	at Houston	0	0	0	0	0-0	0	0	0	—	—	—	—	—	—		—	—	—	—	—	—
1-3	BALTIMORE	0	0	0	0	0-0	0	0	0	—	—	—	—	—	—		—	—	—	—	—	—
TOTALS		1	1	2	0	0-0	0	0	0	—	—	—	—	—	—		—	—	—	—	—	—



PRATT, GERMAINE

LB #57**Height:** 6-3**Weight:** 245**College:** North Carolina State**Experience:** 3rd-year player in 2021**2020 games-starts:** 16-15**Career games-starts:** 32-24**Born:** 5-21-96**Hometown:** High Point, N.C.**Acquired:** D3'19

Pratt earned a starting LB spot midway through his rookie season in 2019, and has since developed into a regular contributor on Cincinnati's defense ... Played in all 16 games (15 starts) in 2020, and saw action on 64.8 percent of defensive snaps (second among LBs) ... Totaled 88 tackles (fourth on team) and two PDs ... As a rookie in 2019, ranked fifth on team with 72 tackles, despite seeing action on just 40 percent (436 of 1070) of possible defensive snaps ... Began college career at N.C. State as a safety, before moving to linebacker during redshirt season in 2016, and then led team in tackles (104) en route to first-team All-ACC honors in his first season as a starting LB ('18).

Career transactions: Selected by Cincinnati in third round of 2019 NFL Draft (72nd overall) ... Signed with Bengals on 6-27-19.

2020 highlights: Played in all 16 games (15 starts) ... Saw action on 64.8 percent of defensive snaps, and recorded 88 tackles (fourth on team) and two PDs ... Also a regular on special teams, seeing action on 221 ST snaps and recording one tackle ... Posted career-high 12 tackles in season opener vs. L.A. Chargers ... Totaled eight tackles on Nov. 29 vs. the N.Y. Giants ... Recorded six tackles and a PD on Dec. 21 vs. Pittsburgh.

Previous seasons: 2019—Played in all 16 games (nine starts) ... Began season as a reserve, before moving into starting role for the final

eight games ... Ranked fifth on team with 72 tackles, despite seeing action on just 40 percent (436 of 1070) of possible defensive snaps ... Also a contributor on special teams, with four tackles ... Made NFL debut in season-opener at Seattle, and had one tackle ... Made his first career start on Oct. 13 at Baltimore, lining up as third LB, and totaled five tackles ... Hit double-digit tackles for first time on Dec. 15 vs. New England ... Notched 11 tackles on Dec. 22 at Miami.

College: Spent five seasons (2014-18) at North Carolina State, with a redshirt year in '16 ... Played in 50 career games, with 12 starts ... Totaled 235 career tackles, including 17.5 for losses and six sacks, with three INTs, 10 PBUs, five FFs and three FRs ... Spent his first two seasons (2014-15) as a reserve safety, before switching to linebacker for his final two seasons (2017-18) ... In 2018, his first season as a full-time starting LB, led team in tackles (104) despite missing two games and earned first-team All-ACC honors ... Team captain in 2018.

Personal: Hometown is High Point, N.C. ... Attended Central High School in High Point, where he played S and WR ... All-state selection at DB as a high school senior, and was named the Piedmont Triad 4A Conference's Defensive Player of the Year ... Graduated from N.C. State with degree in parks, recreation and tourism management.

GERMAINE PRATT'S STATISTICS

			DEFENSE							INTERCEPTIONS					SCORING							
YEAR	TEAM	G-S	ST	AT	TT	SKS-YDS	PD	FF	FR-YDS	NO	YDS	AVG	LG	TD	TD	TD-IntRt	TD-FRRt	S	PTS			
2019	Cincinnati	16-9	47	25	72	0-0	0	0	0-0	—	—	—	—	—	—	—	—	—	—			
2020	Cincinnati	16-15	54	34	88	0-0	2	0	0-0	—	—	—	—	—	—	—	—	—	—			
CAREER		32-24	101	59	160	0-0	2	0	0-0	—	—	—	—	—	—	—	—	—	—			
			SPECIAL TEAMS							KICKOFF RETURNS					PUNT RETURNS							
YEAR	TEAM		ST	AT	TT	FF	FR-YDS	BP	BFG	BXP	NO	YDS	AVG	FC	LG	TD	NO	YDS	AVG	FC	LG	TD
2019	Cincinnati		3	1	4	0	0-0	0	0	0	—	—	—	—	—	—	—	—	—	—	—	—
2020	Cincinnati		1	0	1	0	0-0	0	0	0	—	—	—	—	—	—	—	—	—	—	—	—
CAREER			4	1	5	0	0-0	0	0	0	—	—	—	—	—	—	—	—	—	—	—	—

2020 GAME-BY-GAME

DATE	OPPONENT	DEFENSE									INTERCEPTIONS					
		ST	AT	TT	SKS-YDS	INT-YDS	PD	FF	FR-YDS		NO	YDS	AVG	LG	TD	
9-13	L.A. CHARGERS	8	4	12	0-0	0-0	0	0	0-0	—	—	—	—	—	—	—
9-17	at Cleveland	1	1	2	0-0	0-0	0	0	0-0	—	—	—	—	—	—	—
9-27	at Philadelphia	3	3	6	0-0	0-0	1	0	0-0	—	—	—	—	—	—	—
10-4	JACKSONVILLE	2	2	4	0-0	0-0	0	0	0-0	—	—	—	—	—	—	—
10-11	at Baltimore	5	1	6	0-0	0-0	0	0	0-0	—	—	—	—	—	—	—
10-18	at Indianapolis	2	0	2	0-0	0-0	0	0	0-0	—	—	—	—	—	—	—
10-25	CLEVELAND	4	2	6	0-0	0-0	0	0	0-0	—	—	—	—	—	—	—
11-1	TENNESSEE	2	3	5	0-0	0-0	0	0	0-0	—	—	—	—	—	—	—
11-8	— BYE —															
11-15	at Pittsburgh	4	3	7	0-0	0-0	0	0	0-0	—	—	—	—	—	—	—
11-22	at Washington	2	2	4	0-0	0-0	0	0	0-0	—	—	—	—	—	—	—
11-29	N.Y. GIANTS	6	2	8	0-0	0-0	0	0	0-0	—	—	—	—	—	—	—
12-6	at Miami	1	1	2	0-0	0-0	0	0	0-0	—	—	—	—	—	—	—
12-13	DALLAS	2	3	5	0-0	0-0	0	0	0-0	—	—	—	—	—	—	—
12-21	PITTSBURGH	3	3	6	0-0	0-0	1	0	0-0	—	—	—	—	—	—	—
12-27	at Houston	3	2	5	0-0	0-0	0	0	0-0	—	—	—	—	—	—	—
1-3	BALTIMORE	6	2	8	0-0	0-0	0	0	0-0	—	—	—	—	—	—	—
TOTALS		54	34	88	0-0	0-0	2	0	0-0	—	—	—	—	—	—	—

DATE	OPPONENT	SPECIAL TEAMS								KICKOFF RETURNS							PUNT RETURNS						
		ST	AT	TT	FF	FR-YDS	BP	BFG	BXP	NO	YDS	AVG	FC	LG	TD		NO	YDS	AVG	FC	LG	TD	
9-13	L.A. CHARGERS	0	0	0	0	0-0	0	0	0	—	—	—	—	—	—		—	—	—	—	—	—	
9-17	at Cleveland	0	0	0	0	0-0	0	0	0	—	—	—	—	—	—		—	—	—	—	—	—	
9-27	at Philadelphia	0	0	0	0	0-0	0	0	0	—	—	—	—	—	—		—	—	—	—	—	—	
10-4	JACKSONVILLE	0	0	0	0	0-0	0	0	0	—	—	—	—	—	—		—	—	—	—	—	—	
10-11	at Baltimore	0	0	0	0	0-0	0	0	0	—	—	—	—	—	—		—	—	—	—	—	—	
10-18	at Indianapolis	0	0	0	0	0-0	0	0	0	—	—	—	—	—	—		—	—	—	—	—	—	
10-25	CLEVELAND	0	0	0	0	0-0	0	0	0	—	—	—	—	—	—		—	—	—	—	—	—	
11-1	TENNESSEE	0	0	0	0	0-0	0	0	0	—	—	—	—	—	—		—	—	—	—	—	—	
11-8	— BYE —																						
11-15	at Pittsburgh	1	0	1	0	0-0	0	0	0	—	—	—	—	—	—		—	—	—	—	—	—	
11-22	at Washington	0	0	0	0	0-0	0	0	0	—	—	—	—	—	—		—	—	—	—	—	—	
11-29	N.Y. GIANTS	0	0	0	0	0-0	0	0	0	—	—	—	—	—	—		—	—	—	—	—	—	
12-6	at Miami	0	0	0	0	0-0	0	0	0	—	—	—	—	—	—		—	—	—	—	—	—	
12-13	DALLAS	0	0	0	0	0-0	0	0	0	—	—	—	—	—	—		—	—	—	—	—	—	
12-21	PITTSBURGH	0	0	0	0	0-0	0	0	0	—	—	—	—	—	—		—	—	—	—	—	—	
12-27	at Houston	0	0	0	0	0-0	0	0	0	—	—	—	—	—	—		—	—	—	—	—	—	
1-3	BALTIMORE	0	0	0	0	0-0	0	0	0	—	—	—	—	—	—		—	—	—	—	—	—	
TOTALS		1	0	1	0	0-0	0	0	0	—	—	—	—	—	—		—	—	—	—	—	—	



PRICE, BILLY

C #53

Height: 6-4
Weight: 310
College: Ohio State
Experience: 4th-year player in 2021

2020 games-starts: 16-1
Career games-starts: 42-19
Born: 10-11-94
Hometown: Austintown, Ohio
Acquired: D1'18

Cincinnati's first-round pick in 2018, Price is a versatile lineman who has starting experience at all three interior OL positions ... Spent 2020 in reserve role, regularly filling in for injured players along the interior of the line, and saw action on 19.2 percent of offensive snaps ... Lone start of season was at C in upset win over Tennessee, when he aided in blocking effort that allowed zero sacks and helped Bengals gain a nearly 12-minute edge in time of possession ... Played all 16 games in 2019, with eight starts (seven at LG, one at RG) ... Served as Bengals' No. 1 C as rookie in 2018, but was limited by injuries to just 10 games (all starts) ... Helped HB Joe Mixon to back-to-back 1000-yard seasons in 2018-19, including AFC best 1168 rushing yards in '18.

Career transactions: Selected by Cincinnati in first round of 2018 NFL Draft (21st overall) ... Signed with Bengals on 5-21-18.

2020 highlights: Played in all 16 games (one start at C) ... Lone start of season was at C on Nov. 1 vs. Tennessee, filling in for injured starter Trey Hopkins, and he aided in blocking effort that allowed zero sacks and helped Bengals gain a nearly 12-minute edge in time of possession (35:57-24:03).

Previous seasons: 2018—Played and started in 10 games at C (Game 1-2, 9-16) ... Missed Games 3-8 due to foot injury suffered in Game 2 vs. Baltimore ... Contributed to blocking for HB Joe Mixon, who rushed for AFC-best 1168 yards and became the first Bengal to rush for 1000 yards since Jeremy Hill in 2014 ... Aided blocking effort for four 100-yard rushing games by Mixon ... Selected to All-Rookie team by Professional Football Writers of America ... On Nov. 25 vs. Cleveland, supported season-high 155 yards from scrimmage for Mixon ... Assisted offense in controlling season-high time of possession (33:19) Dec. 16 vs. Oakland; supported Mixon's season-high 129 rushing yards. **2019**—Played in all 16 games, with eight starts (seven at LG, one at RG) ... Started at LG in place of injured Michael Jordan in Game 3 at Buffalo, then took over as No. 1 LG for Games 6-11; Started at RG in place of injured John Miller in Game 15 at Miami ... Aided in blocking effort that helped


HB Joe Mixon to his second consecutive 1000-yard rushing season (1137), while also scoring five rushing TDs.

College: Spent five years (2013-17) at Ohio State, with a redshirt season in '13 ... Started all 55 possible games in his OSU career, setting school record for both starts and consecutive starts (both previous records were 50, by current University of Cincinnati head coach Luke Fickell) ... Two-time team captain (2016 and '17) ... Aided blocking effort for OSU rushing offenses that led the Big Ten three times (2015-17) and ranked in the top 20 nationally all four years of his career ... After spending first three seasons at G, moved to C as a senior in 2017 ... In first season at C, won Rimington Trophy as nation's most outstanding center, was unanimous first-team All-American, won Rimington-Pace Big Ten Offensive Lineman of the Year, and was first-team All-Big Ten (coaches and media) and Academic All-Big Ten Conference ... As a redshirt freshman in 2014, started all 15 games at G and helped OSU to national title.

Personal: Hometown is Austintown, Ohio ... Attended Fitch High School in Austintown ... Played defensive line, and as a senior in 2012 was named first-team all state and Division I co-defensive player of the year in Ohio (AP) ... Helped Fitch to state playoff berths as a sophomore, junior and senior ... Also competed in track and field (discus and shotput) ... Business administration major at Ohio State, with a specialization in operations management ... Two-time Academic All-Big Ten Conference (2014 and '17), two-time OSU Scholar-Athlete ('13 and '14) ... Married (wife Taylor).

BILLY PRICE'S STATISTICS

GAMES-STARTS			
YEAR	TEAM	GAMES	STARTS
2018	Cincinnati.....	10	10
2019	Cincinnati.....	16	8
2020	Cincinnati.....	16	1
CAREER		42	19



PRINCE, ISIAIAH

OT #71

Height: 6-7
Weight: 305
College: Ohio State
Experience: 2nd-year player in 2021

2020 games-starts: 0-0
Career games-starts: 4-2
Born: 7-29-97
Hometown: Greenbelt, Md.
Acquired: W(Mia.)'19

Prince in 2021 returns to the field after opting out in '20 and now looks to make roster ... Joined Cincinnati on waivers from Miami in December 2019, then was inactive for Bengals' final four contests ... Originally a sixth-round pick of the Dolphins in 2019, and played in four games for Dolphins as rookie, with two starts (one at RT, one as an extra OL) ... In college at Ohio State, played 54 games (41 starts) at RT, and earned first-team All-Big Ten honors as senior.

Career transactions: Selected by Miami in sixth round of 2019 NFL Draft (202nd overall) ... Signed with Dolphins on 5-10-19 ... Waived by Dolphins on 12-5-19 ... Acquired by Cincinnati on waivers from Dolphins on 12-6-19.

2020 highlights: Did not play ... Placed on Reserve/Opt-Out list on July 31.

Previous seasons: 2019—Played in four games (all with Miami), with two starts; Did not see game action with Cincinnati ... Inactive for nine contests with Miami (Games 1-3 and 7-12) ... Made first career start (RT) on Sept. 29 vs. the L.A. Chargers ... Started again the following game on Oct. 13 vs. Washington, as an extra OL ... Waived by Dolphins on Dec. 5, and acquired by Bengals on Dec. 6 ... Inactive for all four games while with Cincinnati.

College: Played four seasons (2015-18) at Ohio State, and saw action in 54 career games (41 starts at RT) ... Served as OSU's starting RT for his final three seasons ... Started 41 consecutive games to finish his career ... Team

captain as a senior, and earned first-team All-Big Ten honors for Buckeye team that won the Big Ten Championship and Rose Bowl.

Personal: Hometown is Greenbelt, Md. (outside Washington D.C.) ... Attended Eleanor Roosevelt High School in Greenbelt, where he earned first-team all-state honors as a senior and helped his team to an 11-1 record ... Sport industry major at Ohio State.

NOTE ABOUT NFL EXPERIENCE: Prince did not earn an accrued year of experience toward NFL free agency in 2020 because he was not on a 53-player roster, a Reserve/Injured list or a Reserve/Physically Unable to Perform list for the required minimum of six games.

ISIAIAH PRINCE'S STATISTICS

GAMES-STARTS

YEAR	TEAM	GAMES	STARTS
2019	Miami	4	2
	Cincinnati.....	*DID NOT PLAY	
2020	Cincinnati.....	*DID NOT PLAY	
MIA. TOTALS		4	2
CIN. TOTALS		0	0
CAREER		4	2

* NOTE: Prince was inactive for four regular-season games with Cincinnati in 2019. In 2020, he was on the Reserve/Opt-Out list for 16 regular-season games with the Bengals.

**READER, D.J.****DT #98**

Height: 6-3
Weight: 347
College: Clemson
Experience: 6th-year player in 2021

2020 games-starts: 5-5
Career games-starts: 66-57
Born: 7-1-94
Hometown: Greensboro, N.C.
Acquired: UFA(Hou.)'20

A coveted unrestricted free agent acquisition in 2020, Reader returns healthy in '21 after a left quad injury limited him to just five games last season ... Started first five games in 2020 before, and totaled 19 tackles and two PDs; injury came in Game 5 at Baltimore ... Spent his first four NFL seasons (2016-19) with Houston, after joining the team as a fifth-round pick in '16 ... Enters 2021 with 66 career games played (57 starts), 173 tackles and 6.5 sacks ... At a massive 347 pounds, is considered a stout presence on the interior of the defensive line who excels particularly in run defense ... An impressive athlete for his size, he was a first baseman and pitcher for Clemson's nationally ranked baseball team in 2013.

Career transactions: Selected by Houston in fifth round of 2016 NFL Draft (166th overall) ... Signed with Texans on 5-6-16 ... Texans contract expired on 3-18-20; became unrestricted free agent ... Signed as unrestricted free agent with Cincinnati on 4-2-20.

2020 highlights: Played and started five games in first season with Cincinnati, before suffering season-ending left quad injury in Game 5 ... Totaled 19 tackles and two PDs ... Made Bengals debut on Sept. 13 vs. L.A. Chargers ... Posted season-high six tackles on Thursday Night Football, Sept. 17 at Cleveland ... Season-ending injury came in third quarter on Oct. 11 at Baltimore ... Placed on Reserve/Injured list on Oct. 12.

Previous seasons: 2016—Played in all 16 games, and his seven starts were the fifth most by a rookie in franchise history and most since J.J. Watt in 2011 ... Totaled 22 tackles, one sack and a PD ... Helped Texans lead the NFL in total defense (301.3 yards/game) ... Made NFL debut on Sept. 11 vs. Chicago, and had one tackle ... Made first career start on Oct. 30 vs. Detroit, and logged his first career tackle for a loss ... On Nov. 13 at Jacksonville, started his second career game and logged his first career sack, bringing down Blake Bortles for an eight-yard loss in the fourth quarter ... Started both of Houston's

postseason games, and had three tackles and a sack ... Sack came in Wild Card Playoff vs. Houston, when he took down Raiders QB Connor Cook. **2017—**Played and started 14 games for Houston ... Totaled 47 tackles and a sack ... His lone sack of the season came on Oct. 15 vs. Cleveland, when he took down Kevin Hogan. **2018—**Started all 16 games for Houston ... Totaled 33 tackles and two sacks ... Helped Houston rank third in the NFL in rushing defense (82.7 yards/game) and tied for fourth in points allowed (19.8) ... Notched career-high two sacks on Sept. 9 at New England, both were takedowns of Tom Brady ... Started Houston's only postseason game on Jan. 5 vs. Indianapolis and had six tackles. **2019—**Played and started 15 games for Houston, as well as both of the Texans' playoff games ... Recorded 52 tackles and 2.5 sacks ... On Sept. 22 at the L.A. Chargers, posted 1.5 sacks of Philip Rivers ... On Oct. 6 vs. Atlanta, recorded sack of Matt Ryan on third-and-two that forced Falcons punt and set up Texans TD drive ... Posted career-high seven tackles on Dec. 1 vs. New England ... Started both of Houston's postseason games, and totaled seven tackles.

College: Spent four seasons (2012-15) at Clemson ... Spent his first three seasons as a backup, before finding position as a starter as a senior ... Finished career with 145 tackles, including nine for losses and five sacks ... Team co-captain in as a senior in 2015 ... As a freshman in Spring 2013, he played first base and pitcher on Clemson's nationally ranked baseball team that had 12 future MLB draft picks (played in seven games).

Personal: Hometown is Greensboro, N.C. ... Attended Grimsley High School in Greensboro, where as a senior he racked up 50 tackles and five sacks ... Four-year letterman in football, basketball (starting center) and baseball ... Right-handed pitcher (clocked in the 90s) and DH (batted .529 as junior) in baseball, and was all-region selection and team's MVP as both junior and senior ... His mother, Felicia, played softball at North Carolina A&T from 1985-88, and his father, Glenn Ford, played football at Tennessee from 1978-80 ... Graduated from Clemson in December 2015 with a degree in communication studies.


D.J. READER'S STATISTICS

			DEFENSE						INTERCEPTIONS						SCORING				
YEAR	TEAM	G-S	ST	AT	TT	SKS-YDS	PD	FF	FR-YDS	NO	YDS	AVG	LG	TD	TD	TD-IntRt	TD-FRRt	S	PTS
2016	Houston	16-7	7	15	22	1-8	1	0	0-0	—	—	—	—	—	—	—	—	—	—
2017	Houston	14-14	23	24	47	1-2	0	0	0-0	—	—	—	—	—	—	—	—	—	—
2018	Houston	16-16	23	10	33	2-10	0	0	0-0	—	—	—	—	—	—	—	—	—	—
2019	Houston	15-15	28	24	52	2.5-17	0	0	0-0	—	—	—	—	—	—	—	—	—	—
2020	Cincinnati	5-5	8	11	19	0-0	2	0	0-0	—	—	—	—	—	—	—	—	—	—
HOU. TOTALS		61-52	81	73	154	6.5-37	1	0	0-0	—	—	—	—	—	—	—	—	—	—
CIN. TOTALS		5-5	8	11	19	0-0	2	0	0-0	—	—	—	—	—	—	—	—	—	—
CAREER		66-57	89	84	173	6.5-37	3	0	0-0	—	—	—	—	—	—	—	—	—	—

POSTSEASON

			DEFENSE						INTERCEPTIONS						SCORING				
YEAR	TEAM	G-S	ST	AT	TT	SKS-YDS	PD	FF	FR-YDS	NO	YDS	AVG	LG	TD	TD	TD-IntRt	TD-FRRt	S	PTS
2016	Houston	2-2	2	1	3	1-6	0	0	0-0	—	—	—	—	—	—	—	—	—	—
2018	Houston	1-1	3	3	6	0-0	0	0	0-0	—	—	—	—	—	—	—	—	—	—
2019	Houston	2-2	4	3	7	0-0	0	0	0-0	—	—	—	—	—	—	—	—	—	—
CAREER		5-5	9	7	16	1-6	0	0	0-0	—	—	—	—	—	—	—	—	—	—

2020 GAME-BY-GAME															
DATE	OPPONENT	DEFENSE								INTERCEPTIONS					
		ST	AT	TT	SKS-YDS	INT-YDS	PD	FF	FR-YDS	NO	YDS	AVG	LG	TD	
9-13	L.A. CHARGERS	1	4	5	0-0	0-0	0	0	0-0	—	—	—	—	—	—
9-17	at Cleveland	3	3	6	0-0	0-0	0	0	0-0	—	—	—	—	—	—
9-27	at Philadelphia	1	1	2	0-0	0-0	1	0	0-0	—	—	—	—	—	—
10-4	JACKSONVILLE	2	3	5	0-0	0-0	0	0	0-0	—	—	—	—	—	—
10-11	at Baltimore	1	0	1	0-0	0-0	1	0	0-0	—	—	—	—	—	—
10-18	at Indianapolis				RESERVE / INJURED					RESERVE / INJURED					
10-25	CLEVELAND				RESERVE / INJURED					RESERVE / INJURED					
11-1	TENNESSEE				RESERVE / INJURED					RESERVE / INJURED					
11-8	— BYE —														
11-15	at Pittsburgh				RESERVE / INJURED					RESERVE / INJURED					
11-22	at Washington				RESERVE / INJURED					RESERVE / INJURED					
11-29	N.Y. GIANTS				RESERVE / INJURED					RESERVE / INJURED					
12-6	at Miami				RESERVE / INJURED					RESERVE / INJURED					
12-13	DALLAS				RESERVE / INJURED					RESERVE / INJURED					
12-21	PITTSBURGH				RESERVE / INJURED					RESERVE / INJURED					
12-27	at Houston				RESERVE / INJURED					RESERVE / INJURED					
1-3	BALTIMORE				RESERVE / INJURED					RESERVE / INJURED					
TOTALS		8	11	19	0-0	0-0	2	0	0-0	—	—	—	—	—	—



REIFF, RILEY

OT #71

Height: 6-6
Weight: 305
College: Iowa
Experience: 10th-year player in 2021

2020 games-starts: 15-15 (Minn.)
Career games-starts: 135-127
Born: 12-1-88
Hometown: Parkston, S.D.
Acquired: FA'21

Veteran offensive lineman with starting experience at both OT spots joined the Bengals in March for what will be his 10th NFL season ... Also said after signing with Bengals that he is willing to play G ... Originally a first-round pick of the Detroit Lions in 2012 ... Spent his first five NFL seasons (2012-16) with Detroit, and then joined Minnesota for his next four ('17-20) ... Played LT the last four seasons with Vikings, but Bengals coaches have said they plan to use him at ROT ... Started 15 games at LT for Vikings last season, and blocked for RB Dalvin Cook's NFC-best 1557 rushing yards ... Signed a one-year deal with Cincinnati in March.

Career transactions: Selected by Detroit in first round of 2012 NFL Draft (23rd overall) ... Signed by Lions on 7-23-12 ... Lions exercised option to extend contract by one year through 2016 on 4-27-15 ... Lions contract expired on 3-9-17; became unrestricted free agent ... Signed with Minnesota as unrestricted free agent on 3-10-17 ... Signed contract renegotiation with Vikings on 9-2-20 ... Signed contract renegotiation with Vikings on 2-11-21 ... Contract terminated by Vikings on 3-11-21 ... Signed with Cincinnati as free agent on 3-19-21.

2020 highlights: Played and started 15 games at LT for Minnesota ... Helped Vikings rank fourth in the NFL in total offense and fifth in rushing offense ... Blocked for RB Dalvin Cook's NFC-best 1557 rushing yards and 16 TDs.

Previous seasons: **2012**—Played in 16 games (eight starts) as a rookie with Detroit ... Opened rookie season as a rotational offensive lineman, with seven of his eight starts coming as an extra TE in heavy formations ... Made first career start at LT for injured Jeff Backus on Thanksgiving Day vs. Houston. **2013**—Started all 16 games at LT for Detroit ... Helped the Lions rank sixth in the NFL in total offense, third in passing offense and second in fewest sacks allowed (23) ... Blocked for Reggie Bush's 1006 rushing yards, and supporting blocking effort for Matthew Stafford's 3650 passing yards and 29 TDs. **2014**—Played and started 15 games at LT for Detroit ... Missed Thanksgiving Day game vs. Chicago ... Started at LT in Lions' playoff game at Dallas. **2015**—Started all 16 games at LT for Detroit ... Aided in blocking effort for the NFL's No. 9 passing offense, as Matthew Stafford threw for 4327 yards and 32 TDs. **2016**—Played and started 14 games at RT for Detroit ... Missed two regular-season games and playoff game due to injury ... Blocked for Lions offense that featured five players with at least 50 catches, marking just the fifth time in NFL history that had happened. **2017**—Signed with Minnesota as an unrestricted free agent, and went on to play and start 15 games at LT for the Vikings ... Started both of Minnesota's playoff games (Divisional and NFC Championship). **2018**—Played and started 13 games at LT for Minnesota ... Helped Kirk Cousins become the first player in NFL history to pass for 4000 yards, 30 TDs and 10 or fewer INTs

while posting a completion percentage of at least 70. **2019**—Played and started 15 games at LT for Minnesota ... Helped Vikings rank fourth in the NFL in fewest sacks allowed (28) ... Helped Vikings RB Dalvin Cook break the 1000-yard mark and rush for 13 TDs.

College: Spent four seasons (2008-11) at Iowa, with a redshirt year in '08 ... Played in 39 career games (37 stats) ... Started all 13 games as a senior in 2011, and earned first-team All-Big 10 honors while helping lead team to an Orange Bowl victory.

Personal: Hometown is Parkston, S.D. ... Attended Parkston High School, where he played DE as a sophomore and TE as a senior ... Named South Dakota's Gatorade Player of the Year as a senior ... Also played golf, and won three state wrestling titles, amassing a 121-1 record.

RILEY REIFF'S STATISTICS

GAMES-STARTS

YEAR	TEAM	GAMES	STARTS
2012	Detroit	16	8
2013	Detroit	16	16
2014	Detroit	15	15
2015	Detroit	16	16
2016	Detroit	14	14
2017	Minnesota	15	15
2018	Minnesota	13	13
2019	Minnesota	15	15
2020	Minnesota	15	15
DET. TOTALS		77	69
MINN. TOTALS		58	58
CAREER		135	127

POSTSEASON

GAMES-STARTS

YEAR	TEAM	GAMES	STARTS
2014	Detroit	1	1
2016	Detroit	*DID NOT PLAY	
2017	Minnesota	2	2
2019	Minnesota	2	2
DET. TOTALS		1	1
MINN. TOTALS		4	4
CAREER		5	5

ADDITIONAL STATISTICS: Reiff recorded a miscellaneous postseason defensive fumble recovery by recovering an opponent's fumble in a Wild Card Playoff at Dallas on Jan. 4, 2015.

* NOTE: Reiff was inactive for one postseason game with Detroit in 2016.



ROSE, WINSTON

CB #39

Height: 6-0
Weight: 180
College: New Mexico
Experience: 1st-year player in 2021

2020 games-starts: 0-0
Career games-starts: 0-0
Born: 11-29-93
Hometown: Inglewood, Calif.
Acquired: FA'20

Rose in 2021 looks to crack an NFL roster for the first time ... Spent entire 2020 season on Cincinnati's practice squad, after spending the previous three seasons ('17-19) in the Canadian Football League ... Suited up for games twice last year as a standard elevation, but was an active/DNP for both contests ... Earned CFL All Star honors in 2019 as a member of the Winnipeg Blue Bombers, and recorded a league-best nine INTs (one pick-six) while helping his team win the 107th Grey Cup ... Played collegiately at New Mexico State (2013-15), and then spent time with the Rams and Colts during the 2016 offseason and preseason before pursuing a CFL career.

Career NFL transactions: Signed with L.A. Rams as college free agent on 5-6-16 ... Waived by Rams on 5-11-16 ... Signed with Indianapolis as free agent on 5-18-16 ... Waived by Colts on 8-29-16 ... Signed with Cincinnati as free agent on 12-31-19 ... Waived by Bengals on 9-5-20 ... Signed to Bengals practice squad on 9-6-20 ... Signed to Bengals roster on 1-4-21.

2020 highlights: Spent entire season on Bengals' practice squad, and did not see game action ... Active as a standard elevation on both Oct. 25 vs. Cleveland and Jan. 3 vs. Baltimore, but did not play in either contest ... Spent Nov. 11-25 on Reserve/COVID-19 list.

Previous NFL seasons: 2016—Signed as a college free agent with the L.A. Rams, but was waived after rookie minicamp ... Spent preseason with Indianapolis Colts and played in first four preseason games (including Hall of Fame Game) ... Waived by Colts prior to preseason finale, and opted to

pursue career in Canadian Football League.

CFL highlights: 2016—Joined Toronto Argonauts' practice roster. **2017**—Played in four games for the Ottawa Redblacks, and totaled 21 tackles. **2018**—Appeared in all 18 regular-season games (15 starts) for the B.C. Lions, and totaled 32 tackles, five INTs (tied for CFL lead) and four PDs ... Also had eight special teams tackles. **2019**—Played in all 18 games for the CFL's Winnipeg Blue Bombers, and helped team win the 107th Grey Cup ... Earned CFL All Star honors after recording 58 tackles and a league-best nine INTs, including one he returned for a TD.

College: Played three seasons (2013-15) at New Mexico State ... Played in 23 career games for the Aggies, and recorded 94 tackles, five INTs, two TFLs eight PDs and a FF ... Spent first two collegiate seasons (2011-12) at Los Angeles Valley College, where he collected three career INTs (two pick-sixes) and a FR.

Personal: Hometown is Inglewood, Calif. ... Attended St. Genevieve High School in Panorama City, Calif., where he played both DB and WR ... Individualized studies major at New Mexico State.

NOTE ABOUT NFL EXPERIENCE: Rose did not earn an accrued year of experience toward NFL free agency in 2016, '17, '18, '19 or '20 because he was not on a 53-player roster, a Reserve/Injured list or a Reserve/Physically Unable to Perform list for the required minimum of six games in those seasons.

WINSTON ROSE'S STATISTICS

YEAR	TEAM	G-S	DEFENSE						INTERCEPTIONS						SCORING				
			ST	AT	TT	SKS-YDS	PD	FF	FR-YDS	NO	YDS	AVG	LG	TD	TD	TD-IntRt	TD-FRRt	S	PTS
2016	—	0-0				DID NOT PLAY*					DID NOT PLAY*					DID NOT PLAY*			
2017	—	0-0				DID NOT PLAY*					DID NOT PLAY*					DID NOT PLAY*			
2018	—	0-0				DID NOT PLAY*					DID NOT PLAY*					DID NOT PLAY*			
2019	—	0-0				DID NOT PLAY*					DID NOT PLAY*					DID NOT PLAY*			
2020	—	0-0				DID NOT PLAY*					DID NOT PLAY*					DID NOT PLAY*			
CAREER		0-0	0	0	0	0-0	0	0	0-0	—	—	—	—	—	—	—	—	—	—

* NOTE: Rose was not on an NFL roster during any regular season from 2016-19. In 2020 with Cincinnati, he was on the practice squad for 12 regular-season games, on the Reserve/COVID-19 list for two regular-season games and active-DNP for two regular-season games.



SAMPLE, CAM

DE #96

Height: 6-3
Weight: 267
College: Tulane
Experience: Rookie in 2021

2020 games-starts: 0-0
Career games-starts: 0-0
Born: 9-20-99
Hometown: Snellville, Ga.
Acquired: D4a'21

A rookie fourth-round pick, Sample is touted by scouts as a versatile, strong and high-energy player who had solid production at the college level ... Spent four seasons (2017-20) at Tulane, and played in 46 career games ... Majority of action in college came at DE, but also at times lined up inside ... Bengals list him at DE, but Bengals coaches have indicated they could use him at multiple spots ... Pro Football Focus rated him the most valuable defensive lineman in college football in 2020 ... Earned Defensive MVP honors at 2021 Senior Bowl.

Career transactions: Selected by Cincinnati in fourth round of 2021 NFL Draft (111th overall) ... Signed with Bengals on 5-17-21.

Defensive coordinator Lou Anarumo says: He's a two-time captain with great makeup. He handles his business on the field; he's a disruptive guy. He had one of the highest pressure totals in all of college football. I like the way he goes about it. He can roll in there on the edge, and he has some flex to move around on third downs. We're excited to get him."

College highlights: Spent four seasons (2017-20) at Tulane ... Played in 46 career games (38 starts), and totaled 130 tackles and 11.5 sacks ... **2020**—Started all 11 games in which he played ... Named by Pro Football Focus as college football's most valuable defensive lineman ... Totaled 52 tackles and a career-high six sacks. **2019**—Started all 13 games ... Finished with 44 tackles and 1.5 sacks. **2018**—Started all 11 games in which he played ... Totaled 23 tackles and four sacks. **2017**—True freshman played in 11 games (three starts) and posted 11 tackles.

High School: Attended Shiloh High School in Snellville, Ga. (outside Atlanta) ... As a senior, posted 50 tackles, four sacks, two FFs and a FR ... Shiloh High School is also the alma mater of former Bengals DE David Pollack.

Personal: Hometown is Snellville, Ga. (outside Atlanta) ... Finance major at Tulane.



SAMPLE, DREW

TE #89

Height: 6-5
Weight: 258
College: Washington
Experience: 3rd-year player in 2021

2020 games-starts: 16-13
Career games-starts: 25-15
Born: 4-16-96
Hometown: Bellevue, Wash.
Acquired: D2'19

A second-round draft pick of the Bengals in 2019, Sample returned from injury-shortened rookie season to play all 16 games (13 starts) in '20 ... Thrust into starting role after TE C.J. Uzomah suffered season-ending injury in Game 2 ... Saw action on 80.6 percent of offensive snaps, totaling 40 catches for 349 yards and TD ... Praised by coaches as a blocker in running game ... As rookie in 2019, played in nine games (two starts as a second TE) and caught five passes for 30 yards, before suffering season-ending right ankle injury in Game 9.

Career transactions: Selected by Cincinnati in second round of 2019 NFL Draft (52nd overall) ... Signed with Bengals on 5-16-19.

2020 highlights: Played in all 16 games (13 starts) ... Started Games 4-16, filling in as Bengals' No. 1 TE after C.J. Uzomah suffered a season-ending injury in Game 2 ... Caught 40 passes for 349 yards and one TD ... Caught seven passes for 45 yards on Sept. 17 at Cleveland, including highlight-reel one-handed catch ... Caught seven passes for 49 yards on Dec. 6 at Miami ... Scored first career TD on eight-yard pass from QB Brandon Allen Dec. 27 at Houston.

Previous seasons: 2019—Played in nine games (two starts), and saw action on 105 offensive snaps ... Caught five passes for 30 yards ... Made

NFL debut in season opener in his native Seattle, and saw limited action on offense and special teams (no statistics) ... Caught first NFL pass on Sept. 15 vs. San Francisco — a 21-yarder from Andy Dalton in the fourth quarter ... Suffered right ankle injury in Game 9, Nov. 10 vs. Baltimore, causing him to be inactive for Games 10-12 ... Bengals held out hope he could return late in season, but his rookie year ultimately ended when he was placed on Reserve/Injured on Dec. 7.

College: Spent five seasons (2014-18) at Washington, with a redshirt year in '14 ... Appeared in 51 career games, with 40 starts ... Caught 46 career passes for 487 yards and five TDs ... Key part of blocking effort that helped Washington RB Myles Gaskin top 1200 rushing yards and scored double-digit TDs in each of his four seasons.

Personal: Hometown is Bellevue, Wash. ... Attended Newport High School in Bellevue, Wash., where he totaled 21 career catches for 496 yards and 11 TDs ... Five of his eight catches at Newport went for TDs as a senior ... Also lettered in high school basketball as a junior and senior ... Graduated from Washington in June 2018 with degree in communications; also received a sales certificate from Washington's business school.

DREW SAMPLE'S STATISTICS

			RECEIVING					RUSHING					SCORING					
YEAR	TEAM	G-S	NO	YDS	AVG	LG	TD	ATT	YDS	AVG	LG	TD	TD	TD-R	TD-P	TD-Rt	2-PtC	PTS
2019	Cincinnati	9-2	5	30	6.0	21	0	—	—	—	—	—	0	0	0	0	0	0
2020	Cincinnati	16-13	40	349	8.7	23	1	—	—	—	—	—	1	0	1	0	0	6
CAREER		25-15	45	379	8.4	23	1	—	—	—	—	—	1	0	1	0	0	6

RECEIVING SINGLE-GAME HIGHS: RECEPTIONS—7 (two times; most recently on 12-6-20 at Miami). YARDS—52 (10-25-20 vs. Cleveland). LONG—23 (10-4-20 vs. Jacksonville). TOUCHDOWNS—1 (12-27-20 at Houston).

CAREER GAME-BY-GAME

		RECEIVING					RUSHING				
DATE	OPPONENT	NO	YDS	AVG	LG	TD	ATT	YDS	AVG	LG	TD
2019 / CINCINNATI											
9-8	at Seattle	0	0	—	—	0	—	—	—	—	—
9-15	SAN FRANCISCO	2	25	12.5	21	0	—	—	—	—	—
9-22	at Buffalo	0	0	—	—	0	—	—	—	—	—
9-30	at Pittsburgh	0	0	—	—	0	—	—	—	—	—
10-6	ARIZONA	0	0	—	—	0	—	—	—	—	—
10-13	at Baltimore	1	-1	-1.0	-1	0	—	—	—	—	—
10-20	JACKSONVILLE	1	3	3.0	3	0	—	—	—	—	—
10-27	L.A. Rams (London)	0	0	—	—	0	—	—	—	—	—
11-3	— BYE —										
11-10	BALTIMORE	1	3	3.0	3	0	—	—	—	—	—
11-17	at Oakland			INACTIVE					INACTIVE		
11-24	PITTSBURGH			INACTIVE					INACTIVE		
12-1	N.Y. JETS			INACTIVE					INACTIVE		
12-8	at Cleveland			RESERVE / INJURED					RESERVE / INJURED		
12-15	NEW ENGLAND			RESERVE / INJURED					RESERVE / INJURED		
12-22	at Miami			RESERVE / INJURED					RESERVE / INJURED		
12-29	CLEVELAND			RESERVE / INJURED					RESERVE / INJURED		
2020 / CINCINNATI											
9-13	L.A. CHARGERS	1	7	7.0	7	0	—	—	—	—	—
9-17	at Cleveland	7	45	6.4	10	0	—	—	—	—	—
9-27	at Philadelphia	1	1	1.0	1	0	—	—	—	—	—
10-4	JACKSONVILLE	3	47	15.7	23	0	—	—	—	—	—
10-11	at Baltimore	2	22	11.0	14	0	—	—	—	—	—
10-18	at Indianapolis	0	0	—	—	0	—	—	—	—	—
10-25	CLEVELAND	5	52	10.4	16	0	—	—	—	—	—
11-1	TENNESSEE	0	0	—	—	0	—	—	—	—	—
11-8	— BYE —										
11-15	at Pittsburgh	1	9	9.0	9	0	—	—	—	—	—
11-22	at Washington	2	29	14.5	18	0	—	—	—	—	—
11-29	N.Y. GIANTS	4	40	10.0	16	0	—	—	—	—	—
12-6	at Miami	7	49	7.0	15	0	—	—	—	—	—
12-13	DALLAS	3	21	7.0	9	0	—	—	—	—	—
12-21	PITTSBURGH	1	4	4.0	4	0	—	—	—	—	—
12-27	at Houston	1	8	8.0	8	1	—	—	—	—	—
1-3	BALTIMORE	2	15	7.5	8	0	—	—	—	—	—



SCHRECK, MASON

TE #86

Height: 6-5
Weight: 252
College: Buffalo
Experience: 4th-year player in 2021

2020 games-starts: 14-1
Career games-starts: 22-1
Born: 11-4-93
Hometown: Medina, Ohio
Acquired: D7'17

A 2017 seventh-round pick of the Bengals, Schreck has been used as a reserve TE and special teams contributor during his time in Cincinnati ... Played in 14 games (one start as a second TE) in 2020, seeing action on 30 snaps on offense and 150 on special teams ... No statistics on offense, and had one special teams tackle ... In 2019, played in two games and saw limited action on offense and special teams (no statistics) ... Made roster out of 2018 training camp and played in six of first seven games (no stats) before suffering torn ACL in his left knee in Game 7 at Kansas City ... Spent entire rookie season in 2017 on Reserve/Injured list after suffering left knee injury in third preseason game.

Career transactions: Selected by Cincinnati in seventh round of 2017 NFL Draft (251st overall) ... Signed with Bengals on 5-15-17 ... Waived by Bengals on 8-31-19 ... Signed to Bengals practice squad on 9-1-19 ... Signed to Bengals roster on 11-30-19 ... Waived by Bengals in 9-5-20 ... Signed to Bengals practice squad on 9-6-20 ... Signed to Bengals roster on 9-18-20.

2020 highlights: Played in 14 games (one start) ... Started Game 7 as a second TE ... Played just 30 snaps on offense (no statistics), but saw action on 150 special teams snaps and recorded one tackle ... Spent first two games on Bengals' practice squad, and then joined the active roster after TE C.J. Uzomah suffered season-ending injury.

Previous seasons: 2017—Suffered left knee injury in Bengals' third preseason game and was placed on Reserve/Injured list on Sept. 2 ...

Played in three preseason games, and had one catch for seven yards. 2018—Played six of Bengals' first seven games (no stats) ... Inactive for Game 4 at Atlanta ... Suffered a season-ending left knee injury on Oct. 21 at Kansas City, and was placed on Reserve/Injured list on Oct. 23. 2019—Spent Games 1-11 on Cincinnati's practice squad, before being called up to active roster on Nov. 30 ... Played in two games (Games 12 and 14) ... Played four snaps on offense and 19 snaps on special teams (no statistics).

College: Spent five years (2012-16) in Buffalo program, with at redshirt season in '12 ... Played in 46 games with 20 starts, and totaled 108 catches for 1120 yards and six TDs ... Started all 12 games as a fifth-year senior in 2016, leading the team in receptions (59), receiving yards (651) and receiving TDs (four), and earning second-team All-MAC honors (coaches) ... His 651 receiving yards as a senior were the most ever by a TE in school history.


Personal: Hometown is Medina, Ohio (outside Cleveland) ... Attended Medina High School, where he was a three-year starter at QB and started at center on the basketball team ... Business administration major at Buffalo ... Married (wife Ally).

NOTE ABOUT NFL EXPERIENCE: Schreck did not earn an accrued year of experience toward NFL free agency in 2019 because he was not on a 53-player roster, a Reserve/Injured list or a Reserve/Physically Unable to Perform list for the required minimum of six games.

MASON SCHRECK'S STATISTICS

			RECEIVING					RUSHING					SCORING								
YEAR	TEAM	G-S	NO	YDS	AVG	LG	TD	ATT	YDS	AVG	LG	TD	TD	TD-R	TD-P	TD-Rt	2-PtC	PTS			
2017	Cincinnati	0-0	DID NOT PLAY*					DID NOT PLAY*					DID NOT PLAY*								
2018	Cincinnati	6-0	0	0	—	—	0	—	—	—	—	—	—	—	—	—	—	—			
2019	Cincinnati	2-0	0	0	—	—	0	—	—	—	—	—	—	—	—	—	—	—			
2020	Cincinnati	14-1	0	0	—	—	0	—	—	—	—	—	—	—	—	—	—	—			
CAREER		22-1	0	0	—	—	0	—	—	—	—	—	—	—	—	—	—	—			
			SPECIAL TEAMS							KICKOFF RETURNS						PUNT RETURNS					
YEAR	TEAM	ST	AT	TT	FF	FR-YDS	BP	BFG	BXP	NO	YDS	AVG	FC	LG	TD	NO	YDS	AVG	FC	LG	TD
2020	Cincinnati	1	0	1	0	0-0	0	0	0	—	—	—	—	—	—	—	—	—	—	—	—
CAREER		1	0	1	0	0-0	0	0	0	—	—	—	—	—	—	—	—	—	—	—	—

* NOTE: Schreck was on the Reserve/Injured list for 16 regular-season games with Cincinnati in 2017.



SEIBERT, AUSTIN

K #3**Height:** 5-9**Weight:** 214**College:** Oklahoma**Experience:** 3rd-year player in 2021**2020 games-starts:** 5-0 (1-0 Cle., 4-0 Cin.)**Career games-starts:** 21-0**Born:** 11-15-96**Hometown:** Belleville, Ill.**Acquired:** W(Cle.)'20

After starting career with Cleveland, Seibert joined Bengals after Week 1 last season and later served as Cincinnati's primary K for final four games Made six of eight FGs for Bengals, along with all eight of his PAT attempts ... Originally a 2019 fifth-round pick of Browns; spent rookie season in Cleveland, then kicked in Browns' '20 opener before being waived next day ... Acquired on waivers by Bengals and was team's No. 2 K behind Randy Bullock for Games 2-12 of 2020.

Career transactions: Selected by Cleveland in fifth round of 2019 NFL Draft (170th overall) ... Signed with Browns on 5-6-19 ... Waived by Browns on 9-14-20 ... Acquired by Cincinnati on waivers from Browns on 9-15-20.

2020 highlights: Played in five games — one with Cleveland, and four with Cincinnati ... Combined to make six of nine on FGs and eight of his nine PATs ... Made six of eight FGs as a Bengal, and all eight of his PATs ... Played in season-opener for Cleveland and went missed his only FG and PAT attempts ... Waived by Cleveland the next day, and was acquired by Cincinnati ... Inactive for Games 2-12 with Bengals, serving as backup to K Randy Bullock ... Took over as Cincinnati's No. 1 K for final four contests ... Made Bengals debut on Dec. 13 vs. Dallas, and made his only PAT ... Made three of his four FG attempts on Dec. 27 at Houston, along with all four of his PATs.

Previous seasons: 2019—Played in all 16 games as a rookie for Cleveland, and served as team's No. 1 K ... Made 25 of his 29 FG attempts (86.2 percent), and 35 of 31 PATs (88.6) ... Set Browns rookie scoring record with 105 points ... Made first 16 FGs to open his career, tied for the fourth-longest such streak in NFL history ... Made four FGs on Nov. 3 at Denver ... Booted a 53-yarder on Dec. 8 vs. Cincinnati.

College: Played four seasons (2015-18) at Oklahoma ... Served as the Sooners' No. 1 placekicker and punter in all four years he was there ... Finished his college career as the leading scorer in FBS history with 499 career points ... Set a school record with 162 consecutive made PATs from 2016-18, and also set the school's single-season scoring record (138 points) as a senior in '18 ... Was named in 2018 as the Big 12 Special Teams Player of the Year ... Finished his college career with the fifth-best career punting gross average in school history (41.7).

Personal: Hometown is Belleville, Ill. (outside St. Louis) ... Attended Belleville West High School, where he served as both P and K ... Played in the 2015 Under Armour All-American Game ... Graduated from Oklahoma with a degree in communications ... Last name is pronounced "SIGH-ber't."

AUSTIN SEIBERT'S STATISTICS

			SCORING									
YEAR	TEAM	G-S	FG	FGA	FG%	LG	BFG	XP	XPA	XP%	BXP	PTS
2019	Cleveland	16-0	25	29	86.2	53	0	30	35	85.7	0	105
2020	Cleveland	1-0	0	1	0.0	—	0	0	1	0.0	0	0
	Cincinnati	4-0	6	8	75.0	48	0	8	8	100.0	0	26
CLE. TOTALS		17-0	25	30	83.3	53	0	30	36	83.3	0	105
CIN. TOTALS		4-0	6	8	75.0	48	0	8	8	100.0	0	26
CAREER		21-0	31	38	81.6	53	0	38	44	86.4	0	131

		FIELD GOALS											
YEAR	TEAM	1-19	PCT	20-29	PCT	30-39	PCT	40-49	PCT	50+	PCT	TOT	FG%
2019	Cleveland	0-0	—	6-6	100.0	9-9	100.0	9-12	75.0	1-2	50.0	25-29	86.2
2020	Cleveland	0-0	—	0-0	—	0-0	—	0-1	0.0	0-0	—	0-1	0.0
	Cincinnati	0-0	—	0-0	—	5-5	100.0	1-2	50.0	0-1	0.0	6-8	75.0
CLE. TOTALS		0-0	—	6-6	100.0	9-9	100.0	9-13	69.2	1-2	50.0	25-30	83.3
CIN. TOTALS		0-0	—	0-0	—	5-5	100.0	1-2	50.0	0-1	0.0	6-8	75.0
CAREER		0-0	—	6-6	100.0	14-14	100.0	10-15	66.7	1-3	33.3	31-38	81.6

		SPECIAL TEAMS								PUNTING							
YEAR	TEAM	ST	AT	TT	FF	FR-YDS	BP	BFG	BXP	NO	YDS	AVG	NET	TB	IN-20	LG	BLK
2019	Cleveland	—	—	—	—	—	—	—	—	1	37	37.0	37.0	0	1	37	0
CAREER		—	—	—	—	—	—	—	—	1	37	37.0	37.0	0	1	37	0

FIELD GOAL SINGLE-GAME HIGHS: MADE—4 (for Cleveland; 11-3-19 at Denver). ATTEMPTS—4 (two times; most recently for Cincinnati on 12-27-20 at Houston). MISSED—2 (for Cleveland; 11-14-19 vs. Pittsburgh). LONG—53 (for Cleveland; 12-8-19 vs. Cincinnati).

EXTRA POINT SINGLE-GAME HIGHS: MADE—5 (for Cleveland; 11-24-19 vs. Miami). ATTEMPTS—5 (for Cleveland; 11-24-19 vs. Miami). MISSED—6 (most recently for Cleveland on 9-13-20 at Baltimore).

CAREER GAME-BY-GAME

		SCORING						FIELD GOALS									
DATE	OPPONENT	FG-FGA	BFG	XP-XPA	BXP	PTS		1-19	20-29	30-39	40-49	50+	LG	TOT	FG%		
2019 / CLEVELAND																	
9-8	TENNESSEE	0-0	0	1-2	0	1		0-0	0-0	0-0	0-0	0-0	—	0-0	—		
9-16	at N.Y. Jets	3-3	0	2-2	0	11		0-0	1-1	0-0	2-2	0-0	48	3-3	100.0		
9-22	L.A. RAMS	2-2	0	1-1	0	7		0-0	1-1	1-1	0-0	0-0	35	2-2	100.0		
9-29	at Baltimore	2-2	0	4-4	0	10		0-0	1-1	0-0	1-1	0-0	43	2-2	100.0		
10-7	at San Francisco	1-1	0	0-0	0	3		0-0	0-0	1-1	0-0	0-0	30	1-1	100.0		
10-13	SEATTLE	0-0	0	2-3	0	2		0-0	0-0	0-0	0-0	0-0	—	0-0	—		
10-20	—BYE—																
10-27	at New England	2-2	0	1-1	0	7		0-0	0-0	1-1	1-1	0-0	47	2-2	100.0		
11-3	at Denver	4-4	0	1-1	0	13		0-0	1-1	3-3	0-0	0-0	39	4-4	100.0		
11-10	BUFFALO	2-2	0	1-2	0	7		0-0	1-1	0-0	1-1	0-0	47	2-2	100.0		
11-14	PITTSBURGH	0-2	0	3-3	0	3		0-0	0-0	0-0	0-1	0-1	—	0-2	0.0		
11-24	MIAMI	2-3	0	5-5	0	11		0-0	1-1	0-0	1-2	0-0	40	2-3	66.7		
12-1	at Pittsburgh	2-2	0	1-1	0	7		0-0	0-0	2-2	0-0	0-0	34	2-2	100.0		
12-8	CINCINNATI	2-2	0	3-3	0	9		0-0	0-0	1-1	0-0	1-1	53	2-2	100.0		
12-15	at Arizona	1-2	0	3-3	0	6		0-0	0-0	0-0	1-2	0-0	44	1-2	50.0		
12-22	BALTIMORE	1-1	0	0-1	0	3		0-0	0-0	0-0	1-1	0-0	47	1-1	100.0		
12-29	at Cincinnati	1-1	0	2-3	0	5		0-0	0-0	0-0	1-1	0-0	42	1-1	100.0		

		SCORING					FIELD GOALS							
DATE	OPPONENT	FG-FGA	BFG	XP-XPA	BXP	PTS	1-19	20-29	30-39	40-49	50+	LG	TOT	FG%
2020 / CLEVELAND and CINCINNATI														
9-13	at Baltimore	0-1	0	0-1	0	0	0-0	0-0	0-0	0-1	0-0	—	0-1	0.0
		Cleveland												
9-17	at Cleveland													
9-27	at Philadelphia													
10-4	JACKSONVILLE													
10-11	at Baltimore													
10-18	at Indianapolis													
10-25	CLEVELAND													
11-1	TENNESSEE													
11-8	— BYE —													
11-15	at Pittsburgh													
11-22	at Washington													
11-29	N.Y. GIANTS													
12-6	at Miami													
12-13	DALLAS	0-0	0	1-1	0	1	0-0	0-0	0-0	0-0	0-0	—	0-0	—
12-21	PITTSBURGH	2-3	0	3-3	0	9	0-0	0-0	2-2	0-0	0-1	34	2-3	66.7
12-27	at Houston	3-4	0	4-4	0	13	0-0	0-0	2-2	1-2	0-0	48	3-4	75.0
1-3	BALTIMORE	1-1	0	0-0	0	3	0-0	0-0	1-1	0-0	0-0	38	1-1	100.0



SHELVIN, TYLER

DT #99

Height: 6-2
Weight: 350
College: Louisiana State
Experience: Rookie in 2021

2020 games-starts: 0-0
Career games-starts: 0-0
Born: 7-22-98
Hometown: Lafayette, La.
Acquired: D4b'21

A rookie fourth-round pick of Bengals, Shelvin checks in at 6-2, 350 pounds and figures to add a sizable boost to Cincinnati's run defense ... Known for being a space-eating presence on interior of line with rare blend of strength and athletic ability ... Spent three seasons (2017-19) at LSU, with redshirt year in '17 and opt-out in '20 due to COVID-19 ... In just two seasons of action (2018-19), played 21 games (14 starts) and had 48 tackles, including 4.5 for losses (one sack) ... Was key defensive player in LSU's perfect 15-0 season and national title run in 2019.

Career transactions: Selected by Cincinnati in fourth round of 2021 NFL Draft (122nd overall) ... Signed with Bengals on 5-17-21.

Defensive coordinator Lou Anarumo says: "Tyler is just a big human being who's a very good athlete for a guy that size. He opted out (due to COVID-19) in 2020, but go back and watch some of his play from a couple years ago. The way he plays, and his physical presence for as athletic and big as he is, we're just super excited to get him. He's going to really help us in the run game."

College highlights: Spent three seasons (2017-19) at Louisiana State, with a redshirt year in '17 ... Opted out of 2020 college football season

due to COVID-19 ... In just two seasons of action, played in 21 games (14 starts) and totaled 48 tackles, including 4.5 for losses and a sack. **2020**—Did not play ... Opted out of season due to COVID-19. **2019**—Played in all 15 games (14 starts) at NT for 15-0 national champion LSU ... Saw most extensive action of his career, and totaled 39 tackles, including three for losses ... Key player in LSU run defense that held Oklahoma to its lowest team rushing total (97 yards) in three seasons, and held Georgia to 61 rushing yards. **2018**—Played in six games as a redshirt freshman, seeing action mostly as a reserve ... Posted first and only sack of college career against Rice. **2017**—Did not play (redshirt).

High School: Attended Notre Dame High School in Crowley, La ... Helped his team to 13-1 record as a senior ... Considered by multiple outlets to be one of the top recruits in the country, and the highest-rated recruit in the state of Louisiana ... Played in 2017 Under Armour All-American Game ... Also played basketball ... Attended same high school as former Bengals S Tommy Casanova.

Personal: Hometown is Lafayette, La ... Sport administration major at LSU.



SHURMUR, KYLE

QB #6

Height: 6-4
Weight: 225
College: Vanderbilt
Experience: 1st-year player in 2021

2020 games-starts: 0-0
Career games-starts: 0-0
Born: 11-6-96
Hometown: Philadelphia, Pa.
Acquired: FA'20

Shurmur in 2021 looks to stick with Bengals as a reserve after joining Cincinnati's practice squad in mid-December last season ... Originally a college free agent signee of Kansas City in 2019, and spent time on Chiefs' practice squad as rookie ... Was not with an NFL team in 2020 prior to joining Bengals ... Added depth in Bengals' QB room late in the season, after starter Joe Burrow had been lost for the year due to injury and his backup, Brandon Allen, was dealing with a knee injury ... His father, Pat Shurmur, is former head coach of the Cleveland Browns (2011-12) and N.Y. Giants ('18-19).

Career transactions: Signed with Kansas City as college free agent on 5-6-19 ... Waived by Chiefs on 8-31-19 ... Signed to Chiefs practice squad on 9-1-19 ... Signed to Chiefs roster on 10-22-19 ... Waived by Chiefs on 11-2-19 ... Signed to Chiefs practice squad on 11-5-19 ... Signed to Chiefs roster on 2-4-20 ... Waived by Chiefs on 4-28-20 ... Signed to Cincinnati practice squad on 12-17-20 ... Signed to Bengals roster on 1-4-21.

2020 highlights: Did not play ... Waived by Chiefs in April, and was not with an NFL team again until signing with Bengals' practice squad on Dec. 17 ... Spent final three regular-season games on Cincinnati's practice squad.

Previous seasons: 2019—Did not play as a rookie ... Spent 14 regular-season games on Chiefs' practice squad and was active/DNP for one

game while on the roster ... Spent all three postseason games on Chiefs' practice squad.

College: Played four seasons (2015-18) at Vanderbilt ... Completed 722 of 1264 career passes for 8865 yards and 64 TDs ... As a senior in 2018, completed 254 of 406 passes (62.6 percent) for 3130 yards and 24 TDs.

Personal: Hometown is Philadelphia, Pa. ... Attended La Salle College High School in Wyndmoor, Pa. (outside Philadelphia), after beginning his prep career at St. Edward High School in Lakewood, Ohio (outside Cleveland) ... Was a two-year starter at La Salle and passed for 4996 career yards and 95 TDs ... Earned AAAA First Team All-State honors as a senior, and was named the Maxwell Club's Pennsylvania State Player of the Year ... Also a standout swimmer in high school, and helped team to 2014 state title and was a member of state record-setting 200 medley relay ... His father, Pat Shurmur, is the former head coach of the Cleveland Browns (2011-12) and N.Y. Giants ('18-19), and is currently offensive coordinator for the Denver Broncos.

NOTE ABOUT NFL EXPERIENCE: Shurmur did not earn an accrued year of experience toward NFL free agency in 2021 or '20 because he was not on a 53-player roster, a Reserve/Injured list or a Reserve/Physically Unable to Perform list for the required minimum of six games in those seasons.

KYLE SHURMUR'S STATISTICS

			PASSING											
YEAR	TEAM	G-S	ATT	CMP	CMP%	YDS	YDS/ATT	TD	TD%	INT	INT%	LG	SKD-YDS	RAT
2019	Kansas City	0-0	DID NOT PLAY*											
2020	Cincinnati	0-0	DID NOT PLAY*											
K.C. TOTALS		0-0	0	0	—	0	—	0	—	0	—	—	0-0	—
CIN. TOTALS		0-0	0	0	—	0	—	0	—	0	—	—	0-0	—
CAREER		0-0	0	0	—	0	—	0	—	0	—	—	0-0	—

POSTSEASON

			PASSING											
YEAR	TEAM	G-S	ATT	CMP	CMP%	YDS	YDS/ATT	TD	TD%	INT	INT%	LG	SKD-YDS	RAT
2019	Kansas City	0-0	DID NOT PLAY*											
CAREER		0-0	0	0	—	0	—	0	—	0	—	—	0-0	

* NOTE: In 2019 with Kansas City, Shurmur was active-DNP for one regular-season game and on the practice squad for 14 regular-season games and three postseason games. In 2020, he was on the practice squad for three regular-season games with Cincinnati.



SMITH, D'ANTE

OT #70

Height: 6-5
Weight: 305
College: East Carolina
Experience: Rookie in 2021

2020 games-starts: 0-0
Career games-starts: 0-0
Born: 6-9-98
Hometown: Augusta, Ga.
Acquired: D4c'21

A rookie fourth-round pick of the Bengals, Smith has been called a pure OT prospect by Bengals coaches due to his size (6-5), length (35-inch arms) and agility ... Spent five seasons (2016-20) at East Carolina, after being granted a medical hardship waiver prior to his final year ... Played both G and OT early in his career, before settling at LT in his third season ... Saw action in 33 career games (30 starts), including streak of 26 straight before suffering season-ending injury in 2020 season-opener ... Recovered from injury in time to play in 2021 Senior Bowl, where Bengals coaches said he excelled.

Career transactions: Selected by Cincinnati in fourth round of 2021 NFL Draft (139th overall) ... Signed with Bengals on 5-17-21.

Offensive coordinator Brian Callahan says: "D'Ante brings length and athleticism with 35-inch arms. He's a really nimble athlete with great feet. He's got all the traits you would look for in a tackle — he's a true tackle. And he had a really, really nice week at the Senior Bowl as well."

College highlights: Spent five seasons (2016-20) at East Carolina; was granted a medical hardship waiver by the NCAA prior to his final season ...

Saw time at both OT and G early in his career, before settling as team's starting LT his third year ... Played in 33 career games, with 30 starts (29 at LT, one at LG). **2020**—Granted medical hardship waiver before season for fifth year of eligibility, then suffered season-ending injury in season-opener at UCF. **2019**—Started all 12 games at LT ... Helped offense post 500-yard performances four times, and three 100-yard rushing performances ... Helped offense rank 22nd nationally in both passing yards per game (288.8) and sacks allowed per game (1.4). **2018**—Started all 12 games at LT ... Helped offense post 400 yards of offense eight times, and 500 yards three times ... Helped offense rank 20th in passing yards per game (284.8). **2017**—Played seven games with five starts (four LT, one LG) ... Helped offense rank 12th in passing yards/game (317.9). **2016**—True freshman suffered injury in college debut vs. Western Carolina.

High School: Attended Grovetown (Ga.) High School ... Earned all-county, all-area and all-region honors as both a junior and senior ... Also participated in wrestling.

Personal: Hometown is Augusta, Ga. ... Graduated from East Carolina in Dec. 2020 with degree in economics.



SPAIN, QUINTON

G #67

Height: 6-4
Weight: 330
College: West Virginia
Experience: 7th-year player in 2021

2020 games-starts: 13-10 (4-2 Buff., 9-8 Cin.)
Career games-starts: 79-74
Born: 8-7-91
Hometown: Petersburg, Va.
Acquired: FA'20

A versatile veteran offensive lineman, Spain joined Cincinnati as a free agent midseason last year and went on to play a key role on the offensive line over the second half of the year ... Played in final nine games (eight starts) for the Bengals, and started games at ROT, RG and LG ... Made Bengals debut on Oct. 25 vs. Tennessee, just two days after signing, and took over at RG after Cincinnati's first offensive series ... Despite playing entire NFL career as an interior offensive lineman, he started Nov. 15 at Pittsburgh at ROT, as Bengals' OL was hit hard with injuries and COVID-19 ... Originally a college free agent signee of the Titans in 2015, and spent four seasons ('15-18) with Tennessee before joining Buffalo prior to '19 season.

Career transactions: Signed with Tennessee as college free agent on 5-11-15 ... Received tender offer from Titans on 3-13-18 ... Titans contract expired on 3-14-28; became restricted free agent ... Re-signed with Titans as restricted free agent on 4-3-18 ... Titans contract expired on 3-13-19; became unrestricted free agent ... Signed with Buffalo as unrestricted free agent on 4-5-19 ... Signed contract extension with Bills on 3-17-20 ... Contract terminated by Bills on 10-21-20 ... Signed to Cincinnati practice squad on 10-30-20 ... Signed to Bengals roster on 11-23-20 ... Bengals contract expired on 3-17-21; became unrestricted free agent ... Re-signed with Bengals as unrestricted free agent on 3-30-21.

2020 highlights: Played 13 total games (10 starts), including four (two starts) for Buffalo and nine (eight starts) for Cincinnati ... Began season with Buffalo and served as team's starting LG for first two games, before moving to reserve role ... Released by Bills on Oct. 21, and signed to Bengals' practice squad on Oct. 30 (then signed to active roster on Nov. 23) ... Started at three different positions (RG, ROT and LG) in his nine games with Cincinnati ... Made Bengals debut in Game 8, Oct. 25 vs. Tennessee, just two days after signing, and took over at RG after Cincinnati's first offensive series; Aided blocking effort vs. Tennessee, his former team, that helped Bengals gain a nearly 12-minute edge in time of possession (35:57-24:03) ... Started at ROT on Nov. 15 at Pittsburgh, and at LG on Nov. 29 vs. the N.Y. Giants ... Made six starts at RG with Cincinnati ... On Dec. 27 at Houston, in start at RG, aided in protection effort for QB Brandon Allen's 371 passing yards and two TDs, along with 169 team rushing yards and a more than 12-minute edge in time of possession (36:10-23:50).

Previous seasons: **2015**—Played in seven games (six starts) as a rookie for Tennessee ... Began season as a reserve, before starting the final six

games at LG. **2016**—Played in 14 games for Tennessee, with 13 starts (all at LG) ... Helped Titans rank third in NFL in rushing yards per game (136.7), while also tying for seventh in fewest sacks allowed (28). **2017**—Played and started 14 regular-season games and two postseason games (all at LG) for Tennessee. **2018**—Played and started 15 games for Tennessee. **2019**—Signed as unrestricted free agent with Buffalo, and went on to start all 16 games for the Bills.

College: Spent five seasons (2010-15) at West Virginia, with a redshirt year in '10 ... Played in 50 career games, with 38 starts ... Two-time All-Big 12 honoree ... Spent first two seasons at LT, before settling at LG midway through his junior season.

Personal: Hometown is Petersburg, Va. ... Attended Petersburg High School, where as a senior he scored four TDs as a FB, and racked up 103 tackles, five sacks, seven FFs and five FRs as a DT ... Played in 2010 Army All-American Game.

QUINTON SPAIN'S STATISTICS

GAMES-STARTS

YEAR	TEAM	GAMES	STARTS
2015	Tennessee.....	7	6
2016	Tennessee.....	14	13
2017	Tennessee.....	14	14
2018	Tennessee.....	15	15
2019	Buffalo	16	16
2020	Buffalo	4	2
	Cincinnati.....	9	8
TENN. TOTALS		50	48
BUFF. TOTALS		20	18
CIN. TOTALS		9	8
CAREER		79	74

POSTSEASON

GAMES-STARTS

YEAR	TEAM	GAMES	STARTS
2017	Tennessee.....	2	2
2019	Buffalo	1	1
TENN. TOTALS		2	2
BUFF. TOTALS		1	1
CAREER		3	3



SU'A-FILO, XAVIER

G #72

Height: 6-4
Weight: 310
College: UCLA
Experience: 8th-year player in 2021

2020 games-starts: 6-5
Career games-starts: 81-58
Born: 1-1-91
Hometown: American Fork, Utah
Acquired: UFA(Dall.)'20

A veteran interior offensive lineman known for his athleticism, Su'a-Filo signed with the Bengals as an unrestricted free agent in 2020 ... Opened 2020 as No. 1 RG, but suffered an ankle injury in the season opener that landed him on Reserve/Injured for 10 games ... Returned for the final five contests, and started the final four at LG ... Spent 2014-17 with the Houston Texans, before joining the Dallas Cowboys for '18-19 ... Enters 2021 having played in 81 career games, with 58 starts ... Helped Dallas' offense rank in the top 10 in rushing both of his seasons there, including 2019 team that led the NFL in total offense (431.5 yards/game) and allowed the second-fewest sacks (23) in the league ... Originally a Texans second-round pick out of UCLA in 2014.

Career transactions: Selected by Houston in second round of 2014 NFL Draft (33rd overall) ... Signed with Texans on 6-18-14 ... Texans contract expired on 3-14-18; became unrestricted free agent ... Signed as unrestricted free agent with Tennessee on 4-3-18 ... Contract terminated by Titans on 9-1-18 ... Signed as free agent with Dallas on 9-11-18 ... Cowboys contract expired on 3-18-20; became unrestricted free agent ... Signed as unrestricted free agent with Cincinnati on 3-19-20.

2020 highlights: Played in six games (five starts) in first season with Cincinnati ... Started at RG in Bengals debut in Game 1 vs. L.A. Chargers, but left the game with an ankle injury in the third quarter ... Placed on Reserve/Injured two days later, and spent the next 10 games there before returning as a reserve in Game 12, Dec. 6 at Miami ... Moved to starting LG position for final four games of the season ... On Dec. 27 at Houston, aided in protection effort for QB Brandon Allen's 371 passing yards and two TDs, along with 169 team rushing yards and a more than 12-minute edge in time of possession (36:10-23:50).

Previous seasons: 2014—Played in 13 games (one start) as a rookie for Houston ... Inactive for Games 14-16 ... Helped Texans rank fifth in the NFL in rushing (135.1 yards per game) ... Made NFL debut on Sept. 7 vs. Washington ... Made first career start (at RG) on Oct. 9 at Indianapolis. **2015**—Played in 11 games (nine starts, all at LG) for Houston; also started Houston's only playoff game ... Inactive for Games 1-3 and 6 ... Began season as reserve, before taking over starting LG role midway through the season (Games 7 and 9-16). **2016**—Played in 16 games (15 starts, all at LG) for Houston, and started both of the Texans' playoff games ... Helped Houston rank eighth in the NFL in rushing offense (116.2 yards/game). **2017**—Started all 16 games for Houston ... Helped team average 115.1 rushing yards per game. **2018**—Signed with Tennessee as an unrestricted free agent in March, but was released at final cuts and picked up by Dallas after Week 1 ... Played and started eight games for the Cowboys ... Inactive for Games 2-8, before taking over as the starting LG for the final eight games in place of injured starter Connor Williams ... Helped Cowboys to 7-1 record and over final eight games, as they claimed the NFC East crown ... Helped Cowboys RB Ezekiel Elliott to four 100-yard rushing performances over the last eight games ... On Dec. 9 vs. Philadelphia, aided in blocking effort for Cowboys-record 45:33 time of possession and 32 first downs, along with a 400-yard passing performance by Dak Prescott, a 100-yard rushing performance by Elliott and a 200-yard receiving performance by WR Amari Cooper — another franchise first ... Did not play in postseason for Dallas. **2019**—Played in 11 games (four starts) for Dallas ... Active/DNP for Games 7-9 and 11 ... Began

season as a reserve, before being thrust into starting LG role for Games 10 and 13-15 due to injuries to starting LG Connor Williams ... Suffered lower leg injury on in Game 15, Dec. 22 at Philadelphia, and was placed on Reserve/Injured on Dec. 24 ... Part of blocking effort that helped Dallas lead the NFL in total offense (431.5), and rank fifth in rushing yards per game (134.6) and second in passing yards per game (296.9) ... Also contributed to Dallas offensive line that allowed the second-fewest sacks (23) in the NFL.

College: Played three seasons (2009, '12-13) at UCLA ... Was not with the program from 2010-11, while serving a two-year Mormon mission ... Declared for the NFL draft with one year of eligibility remaining ... Started 40 career games at UCLA (21 at LG, 19 at LT) ... As a junior in 2013, started all 13 games (seven at LG, six at LT) and was named second-team All American and first-team All-Pac 12 ... As a sophomore in 2012, his first season back after two-year mission, he started all 14 games at LG and helped pave way for Johnathan Franklin's single-season school record for rushing yardage.

Personal: Hometown is American Fork, Utah ... Attended Timpvie High School in Provo, Utah, where he helped team to three consecutive state championships (2006-08) and a state-record 36 consecutive wins ... Class 4A first-team all-state performer as both a junior and senior, and was named Utah State 4A Offensive Player of the Year as a senior in 2008 ... He and his wife, Heather, have a daughter, Taven, and a son, Lennox ... History major at UCLA, with a minor in Spanish ... First name is pronounced "ZAY-vyer" and last name is pronounced "SOO-uh-FEE-lo."

XAVIER SU'A-FILO'S STATISTICS

GAMES-STARTS


YEAR	TEAM	GAMES	STARTS
2014	Houston	13	1
2015	Houston	11	9
2016	Houston	16	15
2017	Houston	16	16
2018	Dallas	8	8
2019	Dallas	11	4
2020	Cincinnati	6	5
HOU. TOTALS		56	41
DALL. TOTALS		19	12
CIN. TOTALS		6	5
CAREER		81	58

POSTSEASON

GAMES-STARTS

YEAR	TEAM	GAMES	STARTS
2015	Houston	1	1
2016	Houston	2	2
2018	Dallas	0	0
HOU. TOTALS		3	3
DALL. TOTALS		0	0
CAREER		3	3

* NOTE: Su'a-Filo was inactive for one postseason game and active/DNP in one postseason game with Dallas in 2018.



SUTHERLAND, KEATON

G #65

Height: 6-5

Weight: 315

College: Texas A&M

Experience: 3rd-year player in 2021

2020 games-starts: 1-0

Career games-starts: 5-2

Born: 2-12-97

Hometown: Flower Mound, Texas

Acquired: FA'20

Originally a college free agent signee of the Bengals in 2019, Sutherland rejoined Cincinnati early in '20 after a stint with Miami ... Played in one game (Nov. 1 vs. Tennessee) for Bengals in 2020 ... Played in one game for Cincinnati as a rookie, then was waived and claimed by Miami, where he played in three games (two starts) ... Spent 2020 offseason with Miami before being waived at final cuts ... Began 2020 on Cincinnati's practice squad, then was promoted to the active roster for the team's final 13 games.

Career transactions: Signed with Cincinnati as college free agent on 5-10-19 ... Waived by Bengals on 8-31-19 ... Signed to Bengals practice squad on 9-1-19 ... Signed to Bengals roster on 9-17-19 ... Waived by Bengals on 9-25-19 ... Acquired by Miami on waivers from Cincinnati on 9-26-19 ... Waived by Dolphins on 9-5-20 ... Signed to Cincinnati practice squad on 9-8-20 ... Signed to Bengals roster on 9-28-20.

2020 highlights: Played in one game for Cincinnati ... Spent offseason with Miami, then was waived at final cuts ... Signed Sept. 8 to Bengals' practice squad, where he spent the first three games (practice squad protected player for Games 2-3) ... Joined Bengals' active roster on Sept. 28, and was inactive for 12 of team's final 13 games ... Lone action of season came on Nov. 1 vs. Tennessee, and saw limited snaps on special teams.

Previous seasons: 2019—Played in four total games as a rookie — one with Cincinnati, and three (two starts) with Miami ... Began season on

Cincinnati's practice squad, then was promoted to the active roster on Sept. 17 ... Made NFL debut in Game 3, Sept. 22 at Buffalo ... Waived by Cincinnati on Sept. 25, and claimed by Miami ... Played in three games for the Dolphins, with two starts (one at RG, one at LG) ... Inactive for other 10 games with Dolphins.

College: Spent four seasons (2015-18) at Texas A&M, and appeared in 44 games (33 starts) ... Saw time at both G positions and RT ... As a senior in 2018, saw action at both RG and LG and helped pave way for RB Trayveon Williams, who led the SEC with 1760 rushing yards (third in FBS) and 18 TDs.

Personal: Hometown is Flower Mound, Texas (outside Dallas) ... Attended Marcus High School in Flower Mound, where he earned All-Area honors from the Dallas Morning News as a senior ... Played in the 2015 U.S. Army High School All-American Game ... Finance major at Texas A&M.

KEATON SUTHERLAND'S STATISTICS

GAMES-STARTS			
YEAR	TEAM	GAMES	STARTS
2019	Cincinnati.....	1	0
	Miami.....	3	2
2020	Cincinnati.....	1	0
CIN. TOTALS		2	0
MIA. TOTALS		3	2
CAREER		5	2



TATE, AUDEN

WR #19

Height: 6-5
Weight: 228
College: Florida State
Experience: 4th-year player in 2021

2020 games-starts: 9-2
Career games-starts: 28-12
Born: 2-3-97
Hometown: Irmo, S.C.
Acquired: D7c'18

A big-bodied pass-catcher who joined the Bengals as a seventh-round pick in 2018, Tate has carved out a role as a reliable rotational WR for Cincinnati ... Known for wide catch radius, and has a knack for making acrobatic catches ... Limited by left shoulder injury to just nine games (two starts) in 2020, and in 170 offensive snaps totaled 14 catches for 150 yards ... In 2019, was having a breakout year before a left knee injury ended his season in December ... Made Cincinnati's active roster out of training camp as a rookie in 2018, and saw limited time in seven games of action ... Enters 2021 with 28 career games played (12 starts), and 58 catches for 760 yards and a TD.

Career transactions: Selected by Cincinnati in seventh round of 2018 NFL Draft (253rd overall) ... Signed with Bengals on 5-14-18 ... Waived by Bengals on 10-18-18 ... Signed to Bengals practice squad on 10-19-18 ... Signed to Bengals roster on 11-5-18.

2020 highlights: Played in nine games (two starts), before spending the final five contests on Reserve/Injured (left shoulder) ... Totaled 14 catches for 150 yards ... Inactive for Games 2 (coaches' decision) and 6 (shoulder) ... Spent Nov. 25-28 on Reserve/COVID-19 list, but did not miss game action ... Gained 65 yards on career-high seven catches on Nov. 1 vs. Tennessee.

Previous seasons: 2018—Made Bengals' active roster out of training camp, and went on to play in seven games ... Inactive for Games 1-6 and 12 ... Spent Games 7-8 on practice squad, then re-signed to active roster and played in seven of final eight games, in large part due to late-season injuries

to WRs A.J. Green and Tyler Boyd ... Totaled four receptions for 35 yards on the season, and had one special teams tackle ... Made professional debut Nov. 11 vs. New Orleans (no statistics) ... Caught first career pass Nov. 18 at Baltimore from QB Andy Dalton. **2019**—Played in 12 games (10 starts) ... Inactive for Game 1 due to knee injury suffered in third preseason game ... Spent Games 14-16 on Reserve/Injured, after suffering a left knee injury in Game 13 at Cleveland ... Established himself as a reliable offensive weapon for Cincinnati, with career highs in catches (40) and receiving yards (575), and had one TD ... Receiving yardage total was second-most on team ... Breakout performance came Sept. 22 at Buffalo, when he led team with career-high six catches for 88 yards ... Scored first career TD Oct. 6 vs. Arizona — a two-yard reception from Andy Dalton in the fourth quarter that brought the Bengals to within seven points ... Had career-high 91 receiving yards on five catches on Oct. 13 at Baltimore.

College: Spent three seasons (2015-17) at Florida State, and entered NFL Draft after junior year ... Totaled 65 receptions for 957 yards and 16 TDs ... All but one of his career TD receptions came from inside the red zone ... As a junior in 2017, recorded 40 receptions for 548 yards and 10 TDs (led ACC), despite playing through injuries..

Personal: Hometown is Irmo, S.C. ... Attended Paul R. Wharton High School in Tampa, Fla. ... Missed majority of senior season with an injury, but did have 11 catches for 123 yard, along with an INT on defense ... As a junior, caught 49 passes for 815 yards and five TDs ... Also an all-county selection on the basketball team ... Social science major at Florida State.

AUDEN TATE'S STATISTICS

YEAR	TEAM	G-S	RECEIVING					RUSHING					SCORING					
			NO	YDS	AVG	LG	TD	ATT	YDS	AVG	LG	TD	TD	TD-R	TD-P	TD-Rt	2-PtC	PTS
2018	Cincinnati	7-0	4	35	8.8	15	0	—	—	—	—	—	0	0	0	0	0	0
2019	Cincinnati	12-10	40	575	14.4	33	1	—	—	—	—	—	1	0	1	0	0	6
2020	Cincinnati	9-2	14	150	10.7	19	0	—	—	—	—	—	0	0	0	0	0	0
CAREER		28-12	58	760	13.1	33	1	—	—	—	—	—	1	0	1	0	0	6

YEAR	TEAM	SPECIAL TEAMS								KICKOFF RETURNS						PUNT RETURNS					
		ST	AT	TT	FF	FR-YDS	BP	BFG	BXP	NO	YDS	AVG	FC	LG	TD	NO	YDS	AVG	FC	LG	TD
2018	Cincinnati	0	1	1	0	0-0	0	0	0	—	—	—	—	—	—	—	—	—	—	—	—
CAREER		0	1	1	0	0-0	0	0	0	—	—	—	—	—	—	—	—	—	—	—	—

RECEIVING SINGLE-GAME HIGHS: RECEPTIONS—7 (11-1-20 vs. Tennessee). YARDS—91 (10-13-19 at Baltimore). LONG—33 (10-20-19 vs. Jacksonville). TOUCHDOWNS—1 (10-6-19 vs. Arizona).

CAREER GAME-BY-GAME

		RECEIVING					RUSHING				
DATE	OPPONENT	NO	YDS	AVG	LG	TD	ATT	YDS	AVG	LG	TD
2018 / CINCINNATI											
9-9	at Indianapolis			INACTIVE					INACTIVE		
9-13	BALTIMORE			INACTIVE					INACTIVE		
9-23	at Carolina			INACTIVE					INACTIVE		
9-30	at Atlanta			INACTIVE					INACTIVE		
10-7	MIAMI			INACTIVE					INACTIVE		
10-14	PITTSBURGH			INACTIVE					INACTIVE		
10-21	at Kansas City			PRACTICE SQUAD					PRACTICE SQUAD		
10-28	TAMPA BAY			PRACTICE SQUAD					PRACTICE SQUAD		
11-4	— BYE —										
11-11	NEW ORLEANS	0	0	—	—	0	—	—	—	—	—
11-18	at Baltimore	1	5	5.0	5	0	—	—	—	—	—
11-25	CLEVELAND	2	15	7.5	11	0	—	—	—	—	—
12-2	DENVER			INACTIVE					INACTIVE		
12-9	at L.A. Chargers	0	0	—	—	0	—	—	—	—	—
12-16	OAKLAND	0	0	—	—	0	—	—	—	—	—
12-23	at Cleveland	0	0	—	—	0	—	—	—	—	—
12-30	at Pittsburgh	1	15	15.0	15	0	—	—	—	—	—

		RECEIVING					RUSHING				
DATE	OPPONENT	NO	YDS	AVG	LG	TD	ATT	YDS	AVG	LG	TD
2019 / CINCINNATI											
9-8	at Seattle			INACTIVE					INACTIVE		
9-15	SAN FRANCISCO	1	6	6.0	6	0	—	—	—	—	—
9-22	at Buffalo	6	88	14.7	32	0	—	—	—	—	—
9-30	at Pittsburgh	4	50	12.5	23	0	—	—	—	—	—
10-6	ARIZONA	3	26	8.7	15	1	—	—	—	—	—
10-13	at Baltimore	5	91	18.2	29	0	—	—	—	—	—
10-20	JACKSONVILLE	3	65	21.7	33	0	—	—	—	—	—
10-27	L.A. Rams (London)	5	65	13.0	27	0	—	—	—	—	—
11-3	— BYE —										
11-10	BALTIMORE	3	36	12.0	15	0	—	—	—	—	—
11-17	at Oakland	4	56	14.0	20	0	—	—	—	—	—
11-24	PITTSBURGH	1	10	10.0	10	0	—	—	—	—	—
12-1	N.Y. JETS	4	66	16.5	19	0	—	—	—	—	—
12-8	at Cleveland	1	16	16.0	16	0	—	—	—	—	—
12-15	NEW ENGLAND			RESERVE / INJURED					RESERVE / INJURED		
12-22	at Miami			RESERVE / INJURED					RESERVE / INJURED		
12-29	CLEVELAND			RESERVE / INJURED					RESERVE / INJURED		
2020 / CINCINNATI											
9-13	L.A. CHARGERS	0	0	—	—	0	—	—	—	—	—
9-17	at Cleveland			INACTIVE					INACTIVE		
9-27	at Philadelphia	2	29	14.5	19	0	—	—	—	—	—
10-4	JACKSONVILLE	1	15	15.0	15	0	—	—	—	—	—
10-11	at Baltimore	1	12	12.0	12	0	—	—	—	—	—
10-18	at Indianapolis			INACTIVE					INACTIVE		
10-25	CLEVELAND	0	0	—	—	0	—	—	—	—	—
11-1	TENNESSEE	7	65	9.3	15	0	—	—	—	—	—
11-8	— BYE —										
11-15	at Pittsburgh	2	24	12.0	19	0	—	—	—	—	—
11-22	at Washington	1	5	5.0	5	0	—	—	—	—	—
11-29	N.Y. GIANTS	0	0	—	—	0	—	—	—	—	—
12-6	at Miami			RESERVE / INJURED					RESERVE / INJURED		
12-13	DALLAS			RESERVE / INJURED					RESERVE / INJURED		
12-21	PITTSBURGH			RESERVE / INJURED					RESERVE / INJURED		
12-27	at Houston			RESERVE / INJURED					RESERVE / INJURED		
1-3	BALTIMORE			RESERVE / INJURED					RESERVE / INJURED		



TAYLOR, TRENT

WR #11**Height:** 5-8**Weight:** 181**College:** Louisiana Tech**Experience:** 5th-year player in 2021**2020 games-starts:** 12-1 (S.F.)**Career games-starts:** 41-2**Born:** 4-30-94**Hometown:** Shreveport, La.**Acquired:** FA'21

Veteran slot WR and punt returner joined the Bengals as a free agent in May, after participating in the team's rookie minicamp as a tryout player ... Originally a fifth-round pick of San Francisco in 2017 ... Had a productive first two seasons with the 49ers, but a fractured foot and resulting infection held him out of entire 2019 season ... Returned to action with 49ers in 2020, and saw time as a rotational WR and punt returner ... Enters 2021 having played in 41 career games (two starts), with 79 catches for 731 yards and three TDs ... Also has averaged 9.6 yards on 49 career punt returns.

Career transactions: Selected by San Francisco in fifth round of 2017 NFL Draft (177th overall) ... Signed by 49ers on 5-5-17 ... 49ers contract expired on 3-17-21; became unrestricted free agent ... Not asked to re-sign; became free agent on 5-3-21 ... Signed with Cincinnati as free agent on 5-17-20.

2020 highlights: Played in 12 games (one start) for San Francisco ... Caught 10 passes for 86 yards, and returned nine punts for 112 yards.

Previous seasons: **2017**—Played in 15 games (one start) as a rookie with San Francisco ... Caught 43 passes for 430 yards and two TDs ... Also returned 30 punts for 281 yards (9.4 average), and one kickoff for eight yards ... Led all rookies and ranked sixth overall in the NFL with 27 third-down receptions, including 18 that converted first downs ... Caught first career TD from

Brian Hoyer on Sept. 21 vs. the L.A. Rams. **2018**—Played in 14 games for San Francisco ... Caught 26 passes for 215 yards and a TD ... Also returned 10 punts for 78 yards (7.8 average), and one kickoff for 15 yards. **2019**—Did not play ... Inactive for 49ers' first two games, then spent the remainder of the regular season and playoffs on Reserve/Injured ... Fractured foot in training camp and was supposed to miss minimal time, but an infection in that foot resulted in multiple surgeries and a lost season.

College: Spent four seasons (2013-16) at Louisiana Tech ... As senior in 2016, set school records for receptions (136) and receiving yards (1803) while catching 12 TDs ... Topped 100 receiving yards in 11 of his 14 games played as a senior ... Finished career ranked first in school history in career receptions (327), second in receiving yards (4179) and second in receiving TDs (32).

Personal: Hometown is Shreveport, La. ... Attended Evangel Christian Academy in Shreveport, where he earned all-state honors and was a part of two Louisiana 2-A state championship teams ... Won MVP of the state championship game as a senior ... His senior totals were 107 catches, 1650 yards and 20 TDs ... Also lettered in basketball, baseball, tennis and track and field (long jump) ... Played one season of tennis, as he and his high school QB teamed up to finish as state runners-up in doubles ... His father, Greg, played linebacker at Western Kentucky from 1982-85 ... Finance major at Louisiana Tech.

TRENT TAYLOR'S STATISTICS

YEAR	TEAM	G-S	RECEIVING					RUSHING					SCORING					
			NO	YDS	AVG	LG	TD	ATT	YDS	AVG	LG	TD	TD	TD-R	TD-P	TD-Rt	2-PtC	PTS
2017	San Francisco	15-1	43	430	10.0	33	2	—	—	—	—	—	2	0	2	0	0	12
2018	San Francisco	14-0	26	215	8.3	23	1	—	—	—	—	—	1	0	1	0	1	8
2019	San Francisco	0-0	DID NOT PLAY*					DID NOT PLAY*					DID NOT PLAY*					
2020	San Francisco	12-1	10	86	8.6	29	0	—	—	—	—	—	0	0	0	0	0	0
CAREER		41-2	79	731	9.3	33	3	—	—	—	—	—	3	0	3	0	1	20

		SPECIAL TEAMS								KICKOFF RETURNS						PUNT RETURNS					
YEAR	TEAM	ST	AT	TT	FF	FR-YDS	BP	BFG	BXP	NO	YDS	AVG	FC	LG	TD	NO	YDS	AVG	FC	LG	TD
2017	San Francisco	0	0	0	0	0-0	0	0	0	1	8	8.0	0	8	0	30	281	9.4	16	39	0
2018	San Francisco	0	0	0	1	0-0	0	0	0	1	15	15.0	0	15	0	10	78	7.8	6	18	0
2019	San Francisco	DID NOT PLAY*								DID NOT PLAY*						DID NOT PLAY*					
2020	San Francisco	0	0	0	0	0-0	0	0	0	0	0	—	0	—	0	9	112	12.4	14	20	0
CAREER		0	0	0	1	0-0	0	0	0	2	23	11.5	0	15	0	49	471	9.6	36	39	0

RECEIVING SINGLE-GAME HIGHS: RECEPTIONS—7 (for San Francisco; 10-7-18 vs. Arizona). YARDS—92 (for San Francisco; 12-3-17 at Chicago). LONG—33 (for San Francisco; 12-3-17 at Chicago). TOUCHDOWNS—1 (three times; most recently for San Francisco on 10-7-18 vs. Arizona).

KICKOFF RETURN SINGLE-GAME HIGHS: RETURNS—1 (two times; most recently for San Francisco on 9-16-18 vs. Detroit). YARDS—15 (for San Francisco; 9-16-18 vs. Detroit). LONG—15 (for San Francisco; 9-16-18 vs. Detroit). TOUCHDOWNS—(none).

PUNT RETURN SINGLE-GAME HIGHS: RETURNS—4 (for San Francisco; 10-1-17 at Arizona). YARDS—41 (for San Francisco; 10-1-17 at Arizona). LONG—39 (for San Francisco; 10-15-17 at Washington). TOUCHDOWNS—(none).

POSTSEASON

YEAR	TEAM	G-S	RECEIVING					RUSHING					SCORING					
			NO	YDS	AVG	LG	TD	ATT	YDS	AVG	LG	TD	TD	TD-R	TD-P	TD-Rt	2-PtC	PTS
2019	San Francisco	0-0	DID NOT PLAY*					DID NOT PLAY*					DID NOT PLAY*					
CAREER		0-0	0	0	—	—	0	—	—	—	—	—	—	—	—	—	—	—

* NOTE: Taylor was inactive for two regular-season games and on the Reserve/Injured list for 14 regular-season games and three postseason games with San Francisco in 2019.

2020 GAME-BY-GAME

		RECEIVING					RUSHING														
DATE	OPPONENT	NO	YDS	AVG	LG	TD	ATT	YDS	AVG	LG	TD										
San Francisco																					
9-13	ARIZONA	2	7	3.5	5	0	—	—	—	—	—										
9-20	at N.Y. Jets	2	10	5.0	9	0	—	—	—	—	—										
9-27	at N.Y. Giants	1	20	20.0	20	0	—	—	—	—	—										
10-4	PHILADELPHIA	0	0	—	—	0	—	—	—	—	—										
10-11	MIAMI	0	0	—	—	0	—	—	—	—	—										
10-18	L.A. RAMS	1	8	8.0	8	0	—	—	—	—	—										
10-25	at New England	0	0	—	—	0	—	—	—	—	—										
11-1	at Seattle	3	32	10.7	29	0	—	—	—	—	—										
11-5	GREEN BAY	1	9	9.0	9	0	—	—	—	—	—										
11-15	at New Orleans	0	0	—	—	0	—	—	—	—	—										
11-22	— BYE —																				
11-29	at L.A. Rams	0	0	—	—	0	—	—	—	—	—										
12-7	BUFFALO			INACTIVE					INACTIVE												
12-13	WASHINGTON			INACTIVE					INACTIVE												
12-20	at Dallas	0	0	—	—	0	—	—	—	—	—										
12-26	at Arizona			RESERVE / COVID-19					RESERVE / COVID-19												
1-3	SEATTLE			RESERVE / COVID-19					RESERVE / COVID-19												
TOTALS		10	86	8.6	29	0	—	—	—	—	—										
		SPECIAL TEAMS								KICKOFF RETURNS						PUNT RETURNS					
DATE	OPPONENT	ST	AT	TT	FF	FR-YDS	BP	BFG	BXP	NO	YDS	AVG	FC	LG	TD	NO	YDS	AVG	FC	LG	TD
San Francisco																					
9-13	ARIZONA	—	—	—	—	—	—	—	—	—	—	—	—	—	—	2	21	10.5	0	12	0
9-20	at N.Y. Jets	—	—	—	—	—	—	—	—	—	—	—	—	—	—	0	0	—	1	—	0
9-27	at N.Y. Giants	—	—	—	—	—	—	—	—	—	—	—	—	—	—	0	0	—	0	—	0
10-4	PHILADELPHIA	—	—	—	—	—	—	—	—	—	—	—	—	—	—	1	0	0.0	1	0	0
10-11	MIAMI	—	—	—	—	—	—	—	—	—	—	—	—	—	—	1	17	17.0	0	17	0
10-18	L.A. RAMS	—	—	—	—	—	—	—	—	—	—	—	—	—	—	0	0	—	1	—	0
10-25	at New England	—	—	—	—	—	—	—	—	—	—	—	—	—	—	0	0	—	2	—	0
11-1	at Seattle	—	—	—	—	—	—	—	—	—	—	—	—	—	—	1	20	20.0	1	20	0
11-5	GREEN BAY	—	—	—	—	—	—	—	—	—	—	—	—	—	—	1	13	13.0	1	13	0
11-15	at New Orleans	—	—	—	—	—	—	—	—	—	—	—	—	—	—	0	0	—	1	—	0
11-22	— BYE —																				
11-29	at L.A. Rams	—	—	—	—	—	—	—	—	—	—	—	—	—	—	2	27	13.5	4	15	0
12-7	BUFFALO					INACTIVE												INACTIVE			
12-13	WASHINGTON					INACTIVE												INACTIVE			
12-20	at Dallas	—	—	—	—	—	—	—	—	—	—	—	—	—	—	1	14	14.0	2	14	0
12-26	at Arizona					RESERVE / COVID-19												RESERVE / COVID-19			
1-3	SEATTLE					RESERVE / COVID-19												RESERVE / COVID-19			
TOTALS		—	—	—	—	—	—	—	—	—	—	—	—	—	—	9	112	12.4	14	20	0



THOMAS, MIKE

WR #80**Height:** 6-1**Weight:** 189**College:** Southern Mississippi**Experience:** 6th-year player in 2021**2020 games-starts:** 14-0**Career games-starts:** 54-1**Born:** 8-16-94**Hometown:** Chicago, Ill.**Acquired:** UFA(LARams)'20

A 2020 unrestricted free agent signee, Thomas played in 14 games in his first Bengals season, and made contributions on both offense and special teams ... Totaled 13 catches for 132 yards and a TD in 2020, along with one tackle on special teams ... Spent his first four NFL seasons with the L.A. Rams, where in 2017 his assistant WRs coach was Zac Taylor ... Originally a sixth-round draft pick of the Rams in 2016 ... Enters 2021 with 54 career games played (one start), and 23 catches for 276 yards and a TD ... Also has KOR experience (all with the Rams), with 10 career returns for 195 yards.

Career transactions: Selected by L.A. Rams in sixth round of 2016 NFL Draft (206th overall) ... Signed with Rams on 6-10-16 ... Rams contract expired on 3-18-20; became unrestricted free agent ... Signed as unrestricted free agent with Cincinnati on 3-24-20 ... Bengals contract expired on 3-17-21; became unrestricted free agent ... Re-signed with Bengals as unrestricted free agent on 3-26-21.

2020 highlights: Played in 14 games (no starts) for Bengals ... Inactive for Games 10-11 (hamstring) ... Saw action on 21.3 percent of offensive snaps, and totaled 13 catches for 132 yards and a TD, along with one rush for one yard ... Also had one special teams tackle ... Caught four passes for 31 yards on Sept. 17 at Cleveland, and scored first career TD on a four-yard pass from Joe Burrow in the fourth quarter ... Caught two passes for season-high 54 yards on Oct. 25 vs. Cleveland.

Previous seasons: 2016—Played in 15 games as a rookie for the Rams ... Inactive Dec. 24 vs. San Francisco ... Caught three passes for 37 yards ... Also had six tackles and a FF on special teams, along with nine kickoff returns

for 180 yards ... Returned career-high six kickoffs for 118 yards, including career-long 41-yarder ... Caught first career pass (16 yards from Jared Goff) on Dec. 11 vs. Atlanta. **2017**—Played in eight games (one start) for the Rams ... Spent first four games on Reserve/Suspended by Commissioner list for violating the NFL policy on performance enhancing substances ... Spent Game 5 on roster exemption, and was inactive for Games 7-9 ... Totaled five catches for 93 yards ... Had a tackle and a blocked punt on special teams, along with one kickoff return ... On Dec. 10 vs. Philadelphia, blocked a Donnie Jones punt, which was scooped up by the Rams' Blake Countess and returned 16 yards for a TD ... Made first career start on Dec. 31 vs. San Francisco, and notched career-highs in receptions (three) and receiving yards (75), and had a career long 50-yard catch ... Inactive for Wild Card Playoff vs. Atlanta. **2018**—Played in one game (no statistics) for the Rams ... Saw action in Game 1, inactive for Game 2, then placed on Reserve/Injured prior to Game 3 (Sept. 18). **2019**—Played in all 16 games for the Rams, and caught two passes for 14 yards ... Recorded two tackles on special teams, along with one punt return for three yards.

College: Spent two seasons (2014-15) at Southern Mississippi, after beginning his career at College of Dupage ('12) outside Chicago and Dodge City Community College ('13) in Kansas ... As a senior at Southern Miss, hauled in 71 catches for school-record 1391 yards and 14 TDs ... Had eight 100-yard receiving games as a senior, and caught a TD in each of his final 10 games.

Personal: Hometown is Chicago, Ill. ... Attended DuSable High School on the south side of Chicago, where he scored a 29 combined TDs as a junior and senior ... Interdisciplinary Studies major at Southern Mississippi.

MIKE THOMAS' STATISTICS

YEAR	TEAM	G-S	RECEIVING					RUSHING					SCORING					
			NO	YDS	AVG	LG	TD	ATT	YDS	AVG	LG	TD	TD	TD-R	TD-P	TD-Rt	2-Ptc	PTS
2016	L.A. Rams	15-0	3	37	12.3	16	0	0	0	—	—	0	0	0	0	0	0	0
2017	L.A. Rams	8-1	5	93	18.6	50	0	0	0	—	—	0	0	0	0	0	0	0
2018	L.A. Rams	1-0	0	0	—	—	0	0	0	—	—	0	0	0	0	0	0	0
2019	L.A. Rams	16-0	2	14	7.0	9	0	0	0	—	—	0	0	0	0	0	0	0
2020	Cincinnati	14-0	13	132	10.2	29	1	1	1	1.0	1	0	1	0	1	0	0	6
LARams TOTALS		40-1	10	144	14.4	50	0	0	0	—	—	0	0	0	0	0	0	0
CIN. TOTALS		14-0	13	132	10.2	29	1	1	1	1.0	1	0	1	0	1	0	0	0
CAREER		54-1	23	276	12.0	50	1	1	1	1.0	1	0	1	0	1	0	0	0

YEAR	TEAM	SPECIAL TEAMS								KICKOFF RETURNS						PUNT RETURNS					
		ST	AT	TT	FF	FR-YDS	BP	BFG	BXP	NO	YDS	AVG	FC	LG	TD	NO	YDS	AVG	FC	LG	TD
2016	L.A. Rams	6	0	6	1	0-0	0	0	0	9	180	20.0	0	41	0	0	0	—	0	—	0
2017	L.A. Rams	1	0	1	0	0-0	1	0	0	1	15	15.0	0	15	0	0	0	—	0	—	0
2019	L.A. Rams	2	0	2	0	0-0	0	0	0	0	0	—	0	—	0	1	3	3.0	0	3	0
2020	Cincinnati	1	0	1	0	0-0	0	0	0	0	0	—	0	—	0	0	0	—	0	—	0
LARams TOTALS		9	0	9	1	0-0	1	0	0	10	195	19.5	0	41	0	1	3	3.0	0	3	0
CIN. TOTALS		1	0	1	0	0-0	0	0	0	0	0	—	0	—	0	0	0	—	0	—	0
CAREER		10	0	10	1	0-0	1	0	0	10	195	19.5	0	41	0	1	3	3.0	0	3	0

RECEIVING SINGLE-GAME HIGHS: RECEPTIONS—3 (for L.A. Rams; 12-31-17 vs. San Francisco). YARDS—75 (for L.A. Rams; 12-31-17 vs. San Francisco). LONG—50 (for L.A. Rams; 12-31-17 vs. San Francisco). TOUCHDOWNS—(none).

KICKOFF RETURN SINGLE-GAME HIGHS: RETURNS—6 (for L.A. Rams; 12-11-16 vs. Atlanta). YARDS—118 (for L.A. Rams; 12-11-16 vs. Atlanta). LONG—41 (for L.A. Rams; 12-11-16 vs. Atlanta). TOUCHDOWNS—(none).


POSTSEASON

YEAR	TEAM	G-S	RECEIVING					RUSHING					SCORING					
			NO	YDS	AVG	LG	TD	ATT	YDS	AVG	LG	TD	TD	TD-R	TD-P	TD-Rt	2-Ptc	PTS
2017	L.A. Rams	0-0	DID NOT PLAY*					DID NOT PLAY*					DID NOT PLAY*					
2018	L.A. Rams	0-0	DID NOT PLAY*					DID NOT PLAY*					DID NOT PLAY*					
CAREER		0-0	0	0	—	—	0	—	—	—	—	—	—	—	—	—	—	—

* NOTE: Thomas was inactive for one postseason game with the L.A. Rams in 2017. In 2018, he was on the Reserve/Injured list for three postseason games with the L.A. Rams.

2020 GAME-BY-GAME

		RECEIVING					RUSHING														
DATE	OPPONENT	NO	YDS	AVG	LG	TD	ATT	YDS	AVG	LG	TD										
9-13	L.A. CHARGERS	2	17	8.5	12	0	0	0	—	—	0										
9-17	at Cleveland	4	31	7.8	14	1	0	0	—	—	0										
9-27	at Philadelphia	2	9	4.5	7	0	0	0	—	—	0										
10-4	JACKSONVILLE	1	5	5.0	5	0	0	0	—	—	0										
10-11	at Baltimore	1	6	6.0	6	0	1	1	1.0	1	0										
10-18	at Indianapolis	1	10	10.0	10	0	0	0	—	—	0										
10-25	CLEVELAND	2	54	27.0	29	0	0	0	—	—	0										
11-1	TENNESSEE	0	0	—	—	0	0	0	—	—	0										
11-8	— BYE —																				
11-15	at Pittsburgh	0	0	—	—	0	0	0	—	—	0										
11-22	at Washington			INACTIVE					INACTIVE												
11-29	N.Y. GIANTS			INACTIVE					INACTIVE												
12-6	at Miami	0	0	—	—	0	0	0	—	—	0										
12-13	DALLAS	0	0	—	—	0	0	0	—	—	0										
12-21	PITTSBURGH	0	0	—	—	0	0	0	—	—	0										
12-27	at Houston	0	0	—	—	0	0	0	—	—	0										
1-3	BALTIMORE	0	0	—	—	0	0	0	—	—	0										
TOTALS		13	132	10.2	29	1	1	1	1.0	1	0										
		SPECIAL TEAMS								KICKOFF RETURNS						PUNT RETURNS					
DATE	OPPONENT	ST	AT	TT	FF	FR-YDS	BP	BFG	BXP	NO	YDS	AVG	FC	LG	TD	NO	YDS	AVG	FC	LG	TD
9-13	L.A. CHARGERS	0	0	0	0	0-0	0	0	0	—	—	—	—	—	—	—	—	—	—	—	—
9-17	at Cleveland	0	0	0	0	0-0	0	0	0	—	—	—	—	—	—	—	—	—	—	—	—
9-27	at Philadelphia	0	0	0	0	0-0	0	0	0	—	—	—	—	—	—	—	—	—	—	—	—
10-4	JACKSONVILLE	0	0	0	0	0-0	0	0	0	—	—	—	—	—	—	—	—	—	—	—	—
10-11	at Baltimore	0	0	0	0	0-0	0	0	0	—	—	—	—	—	—	—	—	—	—	—	—
10-18	at Indianapolis	0	0	0	0	0-0	0	0	0	—	—	—	—	—	—	—	—	—	—	—	—
10-25	CLEVELAND	0	0	0	0	0-0	0	0	0	—	—	—	—	—	—	—	—	—	—	—	—
11-1	TENNESSEE	0	0	0	0	0-0	0	0	0	—	—	—	—	—	—	—	—	—	—	—	—
11-8	— BYE —																				
11-15	at Pittsburgh	0	0	0	0	0-0	0	0	0	—	—	—	—	—	—	—	—	—	—	—	—
11-22	at Washington					INACTIVE															
11-29	N.Y. GIANTS					INACTIVE															
12-6	at Miami	0	0	0	0	0-0	0	0	0	—	—	—	—	—	—	—	—	—	—	—	—
12-13	DALLAS	1	0	1	0	0-0	0	0	0	—	—	—	—	—	—	—	—	—	—	—	—
12-21	PITTSBURGH	0	0	0	0	0-0	0	0	0	—	—	—	—	—	—	—	—	—	—	—	—
12-27	at Houston	0	0	0	0	0-0	0	0	0	—	—	—	—	—	—	—	—	—	—	—	—
1-3	BALTIMORE	0	0	0	0	0-0	0	0	0	—	—	—	—	—	—	—	—	—	—	—	—
TOTALS		1	0	1	0	0-0	0	0	0	—	—	—	—	—	—	—	—	—	—	—	—



TUPOU, JOSH

DT #91

Height: 6-3
Weight: 345
College: Colorado
Experience: 4th-year player in 2021

2020 games-starts: 0-0
Career games-starts: 23-7
Born: 5-2-94
Hometown: Long Beach, Calif.
Acquired: CFA'17

Tupou in 2021 returns to Bengals after opting out of '20 due to COVID-19 ... Originally a 2017 college free agent signee of the Bengals ... Massive 345-pound space-eater on interior of defensive line who worked his way into regular D-line rotation in first three seasons ... Played in all 16 games in 2019, and saw action on 43.6 percent of defensive snaps (446 of 1070) ... Totaled 27 tackles and FF in '19, and was considered major component of Bengals' run defense ... Played six games in 2018 before pectoral injury landed him on Reserve/Injured ... Spent time on both roster and practice squad as rookie in 2017, playing in one game.

Career transactions: Signed with Cincinnati as college free agent on 5-5-17 ... Waived by Bengals on 9-2-17 ... Signed to Bengals practice squad on 9-3-17 ... Signed to Bengals roster on 11-11-17 ... Waived by Bengals on 11-21-17 ... Signed to Bengals practice squad on 11-22-17 ... Signed to Bengals roster on 12-6-17 ... Received tender offer from Bengals on 3-8-19 ... Bengals contract expired on 3-13-19; became exclusive rights player ... Re-signed with Bengals as exclusive rights player on 3-21-19 ... Received tender offer from Bengals on 3-16-20 ... Bengals contract expired on 3-18-20; became restricted free agent ... Re-signed with Bengals as restricted free agent on 5-1-20.

2020 highlights: Did not play ... Placed on Reserve/Opt-Out list on Aug. 3.

Previous seasons: **2017**—Played in one game ... Was on Cincinnati's practice squad for Game 1-8, 11 and 12 ... Inactive for Games 10, 13-16 (coaches' decisions) ... Played 19 snaps on defense on Nov. 12 at Tennessee (no statistics). **2018**—Played in six games, and totaled nine tackles ... Inactive Games 1-2, 5 and 7 ... Had a season-high five tackles on Nov. 11 vs.

New Orleans ... Placed on Reserved/Injured list on Nov. 22 with pectoral injury. **2019**—Played in all 16 games (seven starts) ... Saw action on 43.6 percent (446 of 1070) of defensive snaps on the season ... Totaled 27 tackles and a FF ... Recorded season-high seven tackles on Nov. 17 at Oakland, and forced a fumble (Bengals recovered) on Raiders RB Josh Jacobs inside the red zone in the first quarter ... Had just one tackle in season finale vs. Cleveland, but was part of defensive effort that held Browns RB Nick Chubb, who entered the game as the NFL's leading rusher (5.0 yards per carry, 99.6 yards per game), to just a 3.2-yard average and 41 total rushing yards.

College: Played four seasons (2012-14 and '16) at Colorado, with a redshirt year in '15 ... Played in 46 career games, with 45 starts ... Started all 14 games as a fifth-year senior in 2016 and helped Colorado field one of college football's top defenses (ranked No. 13 nationally, giving up just 323.8 yards per game) ... Totaled 49 tackles, including seven TFLs, with 1.5 sacks.

Personal: Hometown is Long Beach, Calif. (Greater Los Angeles) ... Graduated from Buena Park High School, where as a senior he totaled 78 tackles, with five sacks and four FFs ... Played both G and DT at Buena Park ... Communications major at Colorado ... Uncle, Viliami Maumau, played at Colorado from 1994-97 and in the NFL with the Denver Broncos ... Last name is pronounced "TEW-po."

NOTE ABOUT NFL EXPERIENCE: Tupou did not earn an accrued year of experience toward NFL free agency in 2020 because he was not on a 53-player roster, a Reserve/Injured list or a Reserve/Physically Unable to Perform list for the required minimum of six games.

JOSH TUPOU'S STATISTICS

YEAR	TEAM	G-S	DEFENSE							INTERCEPTIONS					SCORING				
			ST	AT	TT	SKS-YDS	PD	FF	FR-YDS	NO	YDS	AVG	LG	TD	TD	TD-IntRt	TD-FRRt	S	PTS
2017	Cincinnati	1-0	0	0	0	0-0	0	0	0-0	—	—	—	—	—	—	—	—	—	—
2018	Cincinnati	6-0	6	3	9	0-0	0	0	0-0	—	—	—	—	—	—	—	—	—	—
2019	Cincinnati	16-7	14	13	27	0-0	0	1	0-0	—	—	—	—	—	—	—	—	—	—
2020	Cincinnati	0-0	DID NOT PLAY*							DID NOT PLAY*					DID NOT PLAY*				
CAREER		23-7	20	16	36	0-0	0	1	0-0	—	—	—	—	—	—	—	—	—	—

* NOTE: Tupou was on the Reserve/Opt-Out list for 16 regular-season games in 2020.



UZOMAH, C.J.

TE #87

Height: 6-6
Weight: 260
College: Auburn
Experience: 7th-year player in 2021

2020 games-starts: 2-2
Career games-starts: 63-45
Born: 1-14-93
Hometown: Suwanee, Ga.
Acquired: D5'15

Originally a fifth-round pick of the Bengals in 2015, Uzomah has developed into one of Cincinnati's most dependable offensive players when healthy ... His 2020 campaign ended after just two games, due to a right Achilles injury ... Season ended with eight catches for 87 yards and a TD ... His lone TD of the season (23 yards) came in Game 2 at Cleveland, and was rookie QB Joe Burrow's first career TD pass ... Injury broke streaks of 48 consecutive games played and 31 straight starts ... In 2019, saw action on 58.7 percent (644 of 1098) of offensive snaps, and caught 27 passes for 242 yards and two TDs ... Had breakout season in 2018, with career-highs in catches (43), receiving yards (439) and receiving TDs (three) ... Has contributed on special teams throughout career, and has continued to be used there despite his expanded offensive role.

Career transactions: Selected by Cincinnati in fifth round of 2015 NFL Draft (157th overall) ... Signed with Bengals on 5-14-15 ... Bengals contract expired on 3-13-19; became unrestricted free agent ... Re-signed with Bengals as unrestricted free agent on 3-14-19.

2020 highlights: Started Bengals' first two games, before suffering season-ending right Achilles injury in Game 2 at Cleveland ... Totaled eight receptions for 87 yards and a TD ... Caught four passes for 42 yards on Sept. 17 at Cleveland, before leaving the game with injury in the fourth quarter; his 23-yard TD catch in the second quarter at Cleveland was the first career TD pass for Bengals QB Joe Burrow ... Placed on Reserve/Injured on Sept. 18.

Previous seasons: **2015**—Rookie played in Games 12-16, after being on roster but inactive for Games 1-11 ... Also played in Wild Card playoff ... Logged one reception for four yards and a special teams tackle ... Made NFL debut Dec. 6 at Cleveland, and had a four-yard reception from Andy Dalton to Cleveland 21 on a fourth-and-two play in fourth quarter, helping set up a FG. **2016**—Played 10 games (Games 1-7, 9, and 15-16), with eight starts ... Inactive for Game 8 (coaches' decision) and Games 10-14 (calf) ... Posted 25 receptions for 234 yards and one TD ... On Sept. 11 at N.Y. Jets, caught two-for-59, including 54-yarder that set up Bengals' first score (FG) ... Caught five-for-28 on Dec. 24 at Houston, returning to action after missing five games with a calf injury ... Had first career TD catch Jan. 1 vs. Baltimore, a one-yarder that put Bengals ahead 14-3 in first quarter. **2017**—Played in 14 games with four starts ... Inactive for Games 1-2 with an ankle injury ... Totaled 10 receptions for 92 yards (9.2

average) and one TD ... Added 12 special teams tackles, which ranked second on the team ... On Dec. 17 at Minnesota, recorded season-highs in receptions (four) and receiving yards (24) ... Caught his lone TD of the season on Dec. 24 vs. Detroit — a one-yard reception in the third quarter that gave Cincinnati a three-point lead. **2018**—Played in all 16 games, with 15 starts at TE ... One of four TEs on Bengals' roster to begin season, the other three all suffered season-ending injuries by Game 8 ... Saw increased time on offense, in large part due to other TEs' injuries, and recorded career-highs in receptions (43), receiving yards (439), and receiving TDs (3) ... Finished third on team in receptions and receiving yards only behind WRs Tyler Boyd and A.J. Green. **2019**—Was one of four Bengals to start all 16 games ... Saw action on 58.7 percent (644 of 1098) of offensive snaps, and caught 27 passes for 242 yards and two TDs ... Was part of blocking effort that helped HB Joe Mixon to 1137 rushing yards ... Caught four passes for career-high 66 yards in season-opener at Seattle, including a 36-yard catch in the second quarter that moved Bengals into Seahawks territory and set up a 33-yard TD pass to WR John Ross III on the next play ... Caught an eight-yard TD from Andy Dalton midway through the fourth quarter on Dec. 22 vs. Miami; the TD cut Miami's lead to 16 points and was the first score in Cincinnati's dramatic 23-point fourth-quarter comeback that forced OT ... Caught a 15-yard TD from Dalton to open the Bengals' scoring in season finale vs. Cleveland.

College: Played four seasons (2011-14) at Auburn, seeing action in 49 games with 13 starts ... Played in 13 games with five starts as a senior, recording 11 receptions for 145 yards and three TDs ... As a junior, played in 13 games with five starts for BCS National Championship Game qualifiers ... Recorded 11 receptions for 154 yards and three TDs as a junior, including TD catch in 34-28 win over Alabama and game-winning 11-yard TD with 0:10 remaining vs. Mississippi State ... Earned '13 second-team All-Southeastern Conference honors from Associated Press ... As a freshman, threw a four-yard TD pass to fellow TE Philip Lutzenkirchen on a trick play at Georgia.

Personal: Hometown is Suwanee, Ga. ... Attended North Gwinnett High School in Sugar Hill, Ga., where he was listed as nation's No. 8 tight end by Scout.com, and he also saw action at QB and WR ... Led North Gwinnett to 11-1 record as a junior, passing for 1750 yards and 15 TDs while also rushing for 800 yards and 10 more TDs ... Enjoys solving puzzles ... Marketing major at Auburn ... Last name is pronounced "yew-ZAH-mah."

C.J. UZOMAH'S STATISTICS

YEAR	TEAM	G-S	RECEIVING					RUSHING					SCORING					
			NO	YDS	AVG	LG	TD	ATT	YDS	AVG	LG	TD	TD	TD-R	TD-P	TD-Rt	2-PtC	PTS
2015	Cincinnati	5-0	1	4	4.0	4	0	—	—	—	—	—	0	0	0	0	0	0
2016	Cincinnati	10-8	25	234	9.4	54	1	—	—	—	—	—	1	0	1	0	0	6
2017	Cincinnati	14-4	10	92	9.2	21	1	—	—	—	—	—	1	0	1	0	0	6
2018	Cincinnati	16-15	43	439	10.2	29	3	—	—	—	—	—	3	0	3	0	0	18
2019	Cincinnati	16-16	27	242	9.0	36	2	—	—	—	—	—	2	0	2	0	0	12
2020	Cincinnati	2-2	8	87	10.9	23t	1	—	—	—	—	—	1	0	1	0	0	6
CAREER		63-45	114	1098	9.6	54	8	—	—	—	—	—	8	0	8	0	0	48

YEAR	TEAM	SPECIAL TEAMS								KICKOFF RETURNS						PUNT RETURNS					
		ST	AT	TT	FF	FR-YDS	BP	BFG	BXP	NO	YDS	AVG	FC	LG	TD	NO	YDS	AVG	FC	LG	TD
2015	Cincinnati	1	1	2	0	0-0	0	0	0	—	—	—	—	—	—	—	—	—	—	—	—
2017	Cincinnati	9	3	12	0	0-0	0	0	0	—	—	—	—	—	—	—	—	—	—	—	—
2019	Cincinnati	0	1	1	0	0-0	0	0	0	—	—	—	—	—	—	—	—	—	—	—	—
CAREER		10	5	15	0	0-0	0	0	0	—	—	—	—	—	—	—	—	—	—	—	—

RECEIVING SINGLE-GAME HIGHS: RECEPTIONS—6 (two times; most recently on 11-25-18 vs. Cleveland). YARDS—66 (9-8-19 at Seattle). LONG—54 (9-11-16 at N.Y. Jets). TOUCHDOWNS—1 (eight times; most recently on 9-17-20 at Cleveland).

POSTSEASON

YEAR	TEAM	G-S	RECEIVING					RUSHING					SCORING					
			NO	YDS	AVG	LG	TD	ATT	YDS	AVG	LG	TD	TD	TD-R	TD-P	TD-Rt	2-PtC	PTS
2015	Cincinnati	1-0	0	0	—	—	0	—	—	—	—	—	—	—	—	—	—	—
CAREER		1-0	0	0	—	—	0	—	—	—	—	—	—	—	—	—	—	—

CAREER GAME-BY-GAME

		RECEIVING					RUSHING				
DATE	OPPONENT	NO	YDS	AVG	LG	TD	ATT	YDS	AVG	LG	TD
2015 / CINCINNATI											
9-13	at Oakland			INACTIVE					INACTIVE		
9-20	SAN DIEGO			INACTIVE					INACTIVE		
9-27	at Baltimore			INACTIVE					INACTIVE		
10-4	KANSAS CITY			INACTIVE					INACTIVE		
10-11	SEATTLE			INACTIVE					INACTIVE		
10-18	at Buffalo			INACTIVE					INACTIVE		
10-25	— BYE —										
11-1	at Pittsburgh			INACTIVE					INACTIVE		
11-5	CLEVELAND			INACTIVE					INACTIVE		
11-16	HOUSTON			INACTIVE					INACTIVE		
11-22	at Arizona			INACTIVE					INACTIVE		
11-29	ST. LOUIS			INACTIVE					INACTIVE		
12-6	at Cleveland	1	4	4.0	4	0	—	—	—	—	—
12-13	PITTSBURGH	0	0	—	—	0	—	—	—	—	—
12-20	at San Francisco	0	0	—	—	0	—	—	—	—	—
12-28	at Denver	0	0	—	—	0	—	—	—	—	—
1-3	BALTIMORE	0	0	—	—	0	—	—	—	—	—
Postseason											
1-9	PITTSBURGH	0	0	—	—	0	—	—	—	—	—
2016 / CINCINNATI											
9-11	at N.Y. Jets	2	59	29.5	54	0	—	—	—	—	—
9-18	at Pittsburgh	3	9	3.0	5	0	—	—	—	—	—
9-25	DENVER	2	31	15.5	22	0	—	—	—	—	—
9-29	MIAMI	4	45	11.3	19	0	—	—	—	—	—
10-9	at Dallas	5	43	8.6	14	0	—	—	—	—	—
10-16	at New England	1	6	6.0	6	0	—	—	—	—	—
10-23	CLEVELAND	0	0	—	—	0	—	—	—	—	—
10-30	WASHINGTON (London)			INACTIVE					INACTIVE		
11-6	— BYE —										
11-14	at N.Y. Giants	0	0	—	—	0	—	—	—	—	—
11-20	BUFFALO			INACTIVE					INACTIVE		
11-27	at Baltimore			INACTIVE					INACTIVE		
12-4	PHILADELPHIA			INACTIVE					INACTIVE		
12-11	at Cleveland			INACTIVE					INACTIVE		
12-18	PITTSBURGH			INACTIVE					INACTIVE		
12-24	at Houston	5	28	5.6	8	0	—	—	—	—	—
1-1	BALTIMORE	3	13	4.3	7	1	—	—	—	—	—
2017 / CINCINNATI											
9-10	BALTIMORE			INACTIVE					INACTIVE		
9-14	HOUSTON			INACTIVE					INACTIVE		
9-24	at Green Bay	0	0	—	—	0	—	—	—	—	—
10-1	at Cleveland	1	11	11.0	11	0	—	—	—	—	—
10-8	BUFFALO	1	21	21.0	21	0	—	—	—	—	—
10-15	— BYE —										
10-22	at Pittsburgh	1	7	7.0	7	0	—	—	—	—	—
10-29	INDIANAPOLIS	0	0	—	—	0	—	—	—	—	—
11-5	at Jacksonville	0	0	—	—	0	—	—	—	—	—
11-12	at Tennessee	0	0	—	—	0	—	—	—	—	—
11-19	at Denver	0	0	—	—	0	—	—	—	—	—
11-26	CLEVELAND	0	0	—	—	0	—	—	—	—	—
12-4	PITTSBURGH	1	21	21.0	21	0	—	—	—	—	—
12-10	CHICAGO	0	0	—	—	0	—	—	—	—	—
12-17	at Minnesota	4	24	6.0	9	0	—	—	—	—	—
12-24	DETROIT	1	1	1.0	1t	1	—	—	—	—	—
12-31	at Baltimore	1	7	7.0	7	0	—	—	—	—	—
2018 / CINCINNATI											
9-9	at Indianapolis	1	4	4.0	4	0	—	—	—	—	—
9-13	BALTIMORE	3	45	15.0	29	0	—	—	—	—	—
9-23	at Carolina	2	19	9.5	18	1	—	—	—	—	—
9-30	at Atlanta	1	6	6.0	6	0	—	—	—	—	—
10-7	MIAMI	2	43	21.5	25	0	—	—	—	—	—
10-14	PITTSBURGH	6	54	9.0	13	0	—	—	—	—	—
10-21	at Kansas City	2	13	6.5	9	1	—	—	—	—	—
10-28	TAMPA BAY	0	0	—	—	0	—	—	—	—	—
11-4	— BYE —										
11-11	NEW ORLEANS	3	23	7.7	10	0	—	—	—	—	—
11-18	at Baltimore	3	41	13.7	20	0	—	—	—	—	—
11-25	CLEVELAND	6	39	6.5	13	0	—	—	—	—	—
12-2	DENVER	5	33	6.6	20	0	—	—	—	—	—
12-9	at L.A. Chargers	3	37	12.3	24	0	—	—	—	—	—
12-16	OAKLAND	1	27	27.0	27	0	—	—	—	—	—
12-23	at Cleveland	4	49	12.3	14t	1	—	—	—	—	—
12-30	at Pittsburgh	1	6	6.0	6	0	—	—	—	—	—

		RECEIVING					RUSHING					
DATE	OPPONENT	NO	YDS	AVG	LG	TD	ATT	YDS	AVG	LG	TD	
2019 / CINCINNATI												
9-8	at Seattle	4	66	16.5	36	0	—	—	—	—	—	
9-15	SAN FRANCISCO	0	0	—	—	0	—	—	—	—	—	
9-22	at Buffalo	0	0	—	—	0	—	—	—	—	—	
9-30	at Pittsburgh	0	0	—	—	0	—	—	—	—	—	
10-6	ARIZONA	2	16	8.0	8	0	—	—	—	—	—	
10-13	at Baltimore	2	26	13.0	22	0	—	—	—	—	—	
10-20	JACKSONVILLE	0	0	—	—	0	—	—	—	—	—	
10-27	L.A. Rams (London)	1	4	4.0	4	0	—	—	—	—	—	
11-3	— BYE —											
11-10	BALTIMORE	0	0	—	—	0	—	—	—	—	—	
11-17	at Oakland	2	5	2.5	3	0	—	—	—	—	—	
11-24	PITTSBURGH	0	0	—	—	0	—	—	—	—	—	
12-1	N.Y. JETS	5	51	10.2	16	0	—	—	—	—	—	
12-8	at Cleveland	1	4	4.0	4	0	—	—	—	—	—	
12-15	NEW ENGLAND	1	8	8.0	8	0	—	—	—	—	—	
12-22	at Miami	4	37	9.3	17	1	—	—	—	—	—	
12-29	CLEVELAND	5	25	5.0	15t	1	—	—	—	—	—	
2020 / CINCINNATI												
9-13	L.A. CHARGERS	4	45	11.3	19	0	—	—	—	—	—	
9-17	at Cleveland	4	42	10.5	23t	1	—	—	—	—	—	
9-27	at Philadelphia		RESERVE / INJURED					RESERVE / INJURED				
10-4	JACKSONVILLE		RESERVE / INJURED					RESERVE / INJURED				
10-11	at Baltimore		RESERVE / INJURED					RESERVE / INJURED				
10-18	at Indianapolis		RESERVE / INJURED					RESERVE / INJURED				
10-25	CLEVELAND		RESERVE / INJURED					RESERVE / INJURED				
11-1	TENNESSEE		RESERVE / INJURED					RESERVE / INJURED				
11-8	— BYE —											
11-15	at Pittsburgh		RESERVE / INJURED					RESERVE / INJURED				
11-22	at Washington		RESERVE / INJURED					RESERVE / INJURED				
11-29	N.Y. GIANTS		RESERVE / INJURED					RESERVE / INJURED				
12-6	at Miami		RESERVE / INJURED					RESERVE / INJURED				
12-13	DALLAS		RESERVE / INJURED					RESERVE / INJURED				
12-21	PITTSBURGH		RESERVE / INJURED					RESERVE / INJURED				
12-27	at Houston		RESERVE / INJURED					RESERVE / INJURED				
1-3	BALTIMORE		RESERVE / INJURED					RESERVE / INJURED				



WASHINGTON, SCOTTY

WR #14**Height:** 6-5**Weight:** 217**College:** Wake Forest**Experience:** 1st-year player in 2021**2020 games-starts:** 0-0**Career games-starts:** 0-0**Born:** 7-26-97**Hometown:** Washington, D.C.**Acquired:** CFA'20

A 2020 college free agent signee out of Wake Forest, Washington looks to carve out a roster spot in '21 after spending his entire rookie season on Cincinnati's practice squad (did not play) ... Touted by scouts for his size (6-5, 217), body control and ball skills ... College production was limited by injuries in three of his four seasons, but when healthy he proved to be a reliable target ... Finished college career with 110 catches, 1676 receiving yards and 13 TDs.

Career transactions: Signed with Cincinnati as college free agent on 4-27-20 ... Waived by Bengals on 9-5-20 ... Signed to Bengals practice squad on 9-6-20 ... Signed to Bengals roster on 1-4-21.

2020 highlights: Spent entire rookie season on Bengals' practice squad, and did not see game action.

College: Spent five years (2015-19) at Wake Forest, with a redshirt season in '15 ... Played in 43 career games (25 starts), and totaled 110 catches for 1676 yards and 13 TDs ... Posted five career 100-yard receiving games.

Personal: Hometown is Washington, D.C. ... Attended St. John's College High School in D.C., where as a senior he caught 19 passes for 422 yards and two TDs ... His father, Tony, played college basketball at St. Francis (Pa.) University ... Communication major at Wake Forest.

NOTE ABOUT NFL EXPERIENCE: Washington did not earn an accrued year of experience toward NFL free agency in 2020 because he was not on a 53-player roster, a Reserve/Injured list or a Reserve/Physically Unable to Perform list for the required minimum of six games.

SCOTTY WASHINGTON'S STATISTICS

			RECEIVING					RUSHING					SCORING						
YEAR	TEAM	G-S	NO	YDS	AVG	LG	TD	ATT	YDS	AVG	LG	TD	TD	TD-R	TD-P	TD-Rt	2-PtC	PTS	
2020	Cincinnati	0-0	DID NOT PLAY*					DID NOT PLAY*					DID NOT PLAY*						
CAREER		0-0	0	0	—	—	0	—	—	—	—	—	—	—	—	—	—	—	

* NOTE: Washington was on the practice squad for 16 regular-season games with Cincinnati in 2020.



WAYNES, TRAE

CB #26

Height: 6-0
Weight: 190
College: Michigan State
Experience: 7th-year player in 2021

2020 games-starts: 0-0
Career games-starts: 74-53
Born: 7-25-92
Hometown: Kenosha, Wis.
Acquired: UFA(Minn.)'20

Waynes in 2021 expects to see his first action as Bengal after losing entire '20 season to pectoral injury early in training camp ... Coveted 2020 UFA acquisition who had been slotted as starting CB ... Carried on roster through final cuts last season to leave open the possibility of late-season return, but never did come off Reserve/Injured ... Originally a first-round draft pick of Minnesota in 2015 and spent first five seasons with Vikings ('15-19) ... Helped Vikings rank in top five in both total defense and passing defense in three of four seasons with team ... Considered sure tackler and ranked in top four among Vikings defenders in solo tackles in all but one of his seasons with team ... Enters 2021 with 74 career games played (53 starts), 236 tackles, a sack, seven INTs and two FFs.

Career transactions: Selected by Minnesota in first round of 2015 NFL Draft (11th overall) ... Signed with Vikings on 5-8-15 ... Vikings exercised option to extend contract by one year through 2019 on 4-30-18 ... Vikings contract expired on 3-18-20; became unrestricted free agent ... Signed as unrestricted free agent with Cincinnati on 3-26-20.

2020 highlights: Did not play after signing with Bengals as UFA ... Suffered left pectoral injury in Aug. 9 training camp practice, was carried on roster through final cuts and placed on Reserve/Injured on Sept. 7.

Previous seasons: **2015**—Played 15 games (one start) and Wild Card Playoff ... Totaled 22 tackles and four PDs ... Led Vikings in special teams tackles (eight) ... Made first career start Dec. 10 at Arizona and had four tackles ... Intercepted Seahawks QB Russell Wilson in Wild Card Playoff vs. Seattle. **2016**—Played 15 games (eight starts) ... Totaled 47 tackles, 11 PDs and three INTs ... Helped Vikings rank No. 3 in NFL in total defense (314.9 yards/game) and passing defense (207.9) ... Also had three special teams tackles ... Posted 12 tackles (11 solo) and two PDs Sept. 11 at Tennessee ... Recorded first career regular-season INT Sept. 18 vs. Green Bay, helping to seal Vikings win ... Had six tackles and INT Sept. 25 at Carolina ... INT and two additional PDs Jan 1 vs. Chicago. **2017**—Started 16 games and both playoff games in first year as full-

time starter ... Helped Vikings reach NFC Championship Game ... Posted career-high 65 tackles, a sack, 11 PDs and two INTs ... Helped Vikings rank No. 1 in NFL in total defense (275.9 yards/game) and No. 2 in passing defense (192.4) and rushing defense (83.6) ... Four tackles and INT Sept. 24 vs. Tampa Bay ... Totaled seven tackles, including one for loss, along with INT and additional PD Oct. 15 vs. Green Bay ... Made first career sack Dec. 23 at Green Bay ... Tallied five tackles and PD in NFC Divisional Game vs. Minnesota ... Recorded three tackles and PD in NFC Championship Game at Philadelphia. **2018**—Played and started 14 games ... Recorded 55 tackles, eight PDs and INT ... Helped Vikings rank fourth in NFL in total defense (309.7 yards/game) and third in passing defense (196.3) ... Had INT and career-high four PDs Oct. 21 at N.Y. Jets. **2019**—Played/started 14 games for Minnesota, as well as two playoff games ... Inactive Nov. 10 at Dallas, and active/DNP Dec. 29 vs. Chicago ... Totaled 58 tackles, eight PDs, INT, two FFs and FR ... Forced a fumble (Vikings recovered) in season opener vs. Atlanta, setting up TD drive ... Made fourth-quarter INT Oct. 20 vs. Detroit ... Had FF and FR (on separate plays) Dec. 15 at L.A. Chargers; returned FR 20 yards to Chargers' 10-yard line, setting up Vikings TD ... Totaled two tackles and PD in Vikings' two playoff games.

College: Spent four years (2011-14) at Michigan State, with a redshirt season in 2011 ... Played in 36 career games (27 starts), and was a key component of Spartans defenses that ranked in the top 10 nationally in total defense his final two seasons ... Recorded 101 career tackles, six INTs (three each in 2013 and '14), and 13 pass breakups.

Personal: Hometown is Kenosha, Wisc. ... Attended Mary D. Bradford High School in Kenosha, where as a senior, he was a first-team all-state selection despite missing three games due to injury ... High school teammates with Broncos RB Melvin Gordon ... Also a standout in baseball and track ... Played in the outfield in baseball, and in 2010 led his team in home runs (three) and finished second in batting average (.452) ... Finished third in the state 100-meter dash in 2011, with a time of 10.7 seconds.

TRAE WAYNES' STATISTICS


			DEFENSE							INTERCEPTIONS						SCORING				
YEAR	TEAM	G-S	ST	AT	TT	SKS-YDS	PD	FF	FR-YDS	NO	YDS	AVG	LG	TD		TD	TD-IntRt	TD-FRRt	S	PTS
2015	Minnesota	15-1	20	2	22	0-0	4	0	0-0	0	0	—	—	0		—	—	—	—	—
2016	Minnesota	15-8	40	7	47	0-0	11	0	0-0	3	4	1.3	4	0		—	—	—	—	—
2017	Minnesota	16-16	57	8	65	1-4	11	0	0-0	2	21	10.5	18	0		—	—	—	—	—
2018	Minnesota	14-14	34	10	44	0-0	8	0	0-0	1	24	24.0	24	0		—	—	—	—	—
2019	Minnesota	14-14	56	2	58	0-0	8	2	1-20	1	0	0.0	0	0		—	—	—	—	—
2020	Cincinnati	0-0	DID NOT PLAY*							DID NOT PLAY*						DID NOT PLAY*				
MINN. TOTALS		74-53	207	29	236	1-4	42	2	1-20	7	49	7.0	24	0		—	—	—	—	—
CIN. TOTALS		0-0	0	0	0	0-0	0	0	0-0	0	0	—	—	0		—	—	—	—	—
CAREER		74-53	207	29	236	1-4	42	2	1-20	7	49	7.0	24	0		—	—	—	—	—

		SPECIAL TEAMS									KICKOFF RETURNS						PUNT RETURNS					
YEAR	TEAM	ST	AT	TT	FF	FR-YDS	BP	BFG	BXP	NO	YDS	AVG	FC	LG	TD	NO	YDS	AVG	FC	LG	TD	
2015	Minnesota	6	2	8	0	0-0	0	0	0	—	—	—	—	—	—	—	—	—	—	—	—	
2016	Minnesota	2	1	3	0	0-0	0	0	0	—	—	—	—	—	—	—	—	—	—	—	—	
CAREER		8	3	11	0	0-0	0	0	0	—	—	—	—	—	—	—	—	—	—	—	—	

POSTSEASON

			DEFENSE							INTERCEPTIONS						SCORING						
YEAR	TEAM	G-S	ST	AT	TT	SKS-YDS	PD	FF	FR-YDS	NO	YDS	AVG	LG	TD	TD	TD-IntRt	TD-FRRt	S	PTS			
2015	Minnesota	1-0	1	0	1	0-0	2	0	0-0	1	24	24.0	24	0	—	—	—	—	—			
2017	Minnesota	2-2	6	1	7	0-0	2	0	0-0	0	0	—	—	0	—	—	—	—	—			
2019	Minnesota	2-2	2	0	2	0-0	1	0	0-0	0	0	—	—	0	—	—	—	—	—			
CAREER		5-4	9	1	10	0-0	5	0	0-0	1	24	24.0	24	0	—	—	—	—	—			
			SPECIAL TEAMS							KICKOFF RETURNS						PUNT RETURNS						
YEAR	TEAM		ST	AT	TT	FF	FR-YDS	BP	BFG	BXP	NO	YDS	AVG	FC	LG	TD	NO	YDS	AVG	FC	LG	TD
2015	Minnesota		1	1	2	0	0-0	0	0	0	—	—	—	—	—	—	—	—	—	—	—	—
CAREER			1	1	2	0	0-0	0	0	0	—	—	—	—	—	—	—	—	—	—	—	—

* NOTE: Waynes was on the Reserve/Injured list for 15 regular-season games and on the Reserve/COVID-19 list for one regular-season game with Cincinnati in 2020.



WELLS, PRO

TE #88

Height: 6-3

Weight: 249

College: Texas Christian

Experience: Rookie in 2021

2020 games-starts: 0-0

Career games-starts: 0-0

Born: 7-20-98

Hometown: St. Petersburg, Fla.

Acquired: CFA'21

A college free agent signee, Wells is known for his athleticism and ball skills ... Prep basketball standout who didn't seriously pursue football until late in his high school career ... Played two seasons of junior college football before settling at TCU in 2018 ... Played sparingly his first season with the Horned Frogs (redshirt), before seeing expanded role his final two seasons ... Saw action in 26 career games (seven starts) at TCU and totaled 32 catches for 403 yards and eight TDs ... Opted to forgo final season of eligibility to enter 2021 NFL Draft.

Career transactions: Signed with Cincinnati as college free agent on 5-14-21.

College highlights: Spent three seasons (2018-20) at Texas Christian, with a redshirt year in '18 ... Played in 26 career games (seven starts) at TCU, and totaled 32 catches for 403 yards and eight TDs ... Began college career at Milford Academy (N.Y.) and Northwest Mississippi Community College. **2020**—Played in 10 games (two starts), and caught 13 passes for 195 yards and

team-high three TDs. **2019**—Played in 12 games (five starts), and totaled 17 catches for 196 yards and team-high five TDs. **2018**—Played first season for TCU ... Saw action in four games, but maintained a redshirt season ... Caught two passes for 12 yards. **2017**—Spent season at Northwest Mississippi Community College in Senatobia, Miss. ... Caught 19 passes for 304 yards and two TDs. **2016**—Spent season at Milford Academy in New Berlin, N.Y. ... Caught nine passes for 205 yards and a TD.

High School: Attended Dixie Hollins High School in Pinellas County, Fla. (outside St. Petersburg) ... Played WR, and as a senior caught 31 passes for 952 yards and five TDs ... Also a standout on the basketball team ... Spent his first three years of high school at St. Petersburg High School ... Primary sport was basketball at St. Petersburg — played football and hoops as a sophomore, but did not play football as a junior.

Personal: Hometown is St. Petersburg, Fla.



WILCOX, MITCHELL

TE #84**Height:** 6-4**Weight:** 247**College:** South Florida**Experience:** 1st-year player in 2021**2020 games-starts:** 0-0**Career games-starts:** 0-0**Born:** 11-7-96**Hometown:** Tarpon Springs, Fla.**Acquired:** CFA'20

A 2020 college free agent signee out of USF, Wilcox in '21 looks to expand his role after spending nearly all of his first NFL season on the Bengals' practice squad (did not play) ... Promoted to Cincinnati's active roster prior to season finale, but was inactive ... Touted as a complete TE prospect who can contribute as a pass-catcher, blocker and on special teams ... Three-time all-conference selection at USF who left school with every career and single-season receiving record for tight ends ... Also a regular contributor in run-blocking game at USF, and helped pave way for three 1000-yard rushers (2016-18).

Career transactions: Signed with Cincinnati as college free agent on 4-27-20 ... Waived by Bengals on 9-5-20 ... Signed to Bengals practice squad on 9-6-20 ... Signed to Bengals roster on 1-1-21.

2020 highlights: Did not play as a rookie ... Spent first 15 games on Cincinnati's practice squad, including Games 11-15 as practice squad protected player ... Signed to the active roster prior to season finale, but was inactive.

College: Spent five years (2015-19) at South Florida, with a redshirt season in '15 ... Played in 49 career games (40 starts), and caught 100 passes for 1326 yards and 11 TDs (all USF records for TEs) ... Also a contributor on special teams, and had eight career ST tackles ... Set single-season USF records for a TE in receptions (43), receiving yards (540) and receiving TDs (five).

Personal: Hometown is Tarpon Springs, Fla. (outside Tampa) ... Attended Tarpon Springs High School, where as a senior he posted 21 catches for 347 yards and three TDs, while also adding 61 tackles on defense ... Marketing major at USF.

NOTE ABOUT NFL EXPERIENCE: Wilcox did not earn an accrued year of experience toward NFL free agency in 2020 because he was not on a 53-player roster, a Reserve/Injured list or a Reserve/Physically Unable to Perform list for the required minimum of six games.

MITCHELL WILCOX'S STATISTICS

			RECEIVING					RUSHING					SCORING						
YEAR	TEAM	G-S	NO	YDS	AVG	LG	TD	ATT	YDS	AVG	LG	TD	TD	TD-R	TD-P	TD-Rt	2-PtC	PTS	
2020	Cincinnati	0-0	DID NOT PLAY*					DID NOT PLAY*					DID NOT PLAY*						
CAREER		0-0	0	0	—	—	0	—	—	—	—	—	—	—	—	—	—	—	

* NOTE: Wilcox was on the practice squad for 15 regular-season games and inactive for one regular-season games with Cincinnati in 2020.



WILLIAMS, JONAH

OT #73

Height: 6-5
Weight: 305
College: Alabama
Experience: 3rd-year player in 2021

2020 games-starts: 10-10
Career games-starts: 10-10
Born: 11-17-97
Hometown: Folsom, Calif.
Acquired: D1'19

The Bengals' 2019 first-round pick enters second season of action as full-time starting LOT ... Played first NFL season in '20, after missing entire rookie year due to left shoulder injury ... Started 10 games in 2020 before suffering season-ending right knee injury in Game 12 at Miami; recovered in time to participate fully in Cincinnati's '21 offseason program ... Also missed two contests (Games 8-9) due to concussion in 2020 ... His 2019 shoulder injury came late in OTAs, then he spent entire season on Reserve/PUP ... Never missed a game in three seasons (2016-18) at Alabama, starting all 44 possible contests before declaring for NFL Draft ... Was Tide's starting RT as true freshman, before switching to LT for sophomore and junior campaigns ... Helped Crimson Tide to national title game appearances in each of his three seasons with program, including national championship victory in 2017 season.

Career transactions: Selected by Cincinnati in first round of 2019 NFL Draft (11th overall) ... Signed with Bengals on 5-16-19.

2020 highlights: Played in 10 games (all starts at LOT), before suffering season-ending right knee injury in Game 12 at Miami ... Inactive for Game 8 and active/DNP for Game 9 (both due to concussion) ... Assisted in blocking effort on Oct. 4 vs. Jacksonville that paved way for Bengals' 505 net yards of offense, including 300 through the air from QB Joe Burrow and 151 on the ground from HB Joe Mixon ... On Oct. 25 vs. Cleveland, aided in protection effort that helped Joe Burrow become only the sixth rookie in NFL history to pass for 400 yards in a game (Burrow had 406), and the first player of any experience to record 400 passing yards, three passing TDs and one rushing TD ... Placed on Reserve/Injured on Dec. 9.

Previous seasons: 2019—Did not play in preseason or regular season ... Suffered left shoulder injury (torn labrum) in OTA practice on May 30,

and had surgery in June ... Spent all 16 games on Reserve/Physically Unable to Perform list ... Returned to practice on Dec. 12, but remained on R/PUP for the remainder of the season.

College: Spent three seasons (2016-18) at Alabama ... Started all 44 possible games of his college career (15 at RT, 29 at LT) ... Played RT as a freshman, before switching to LT prior to sophomore season ... Helped Crimson Tide to national title game appearances in each of his three seasons with the program, including a national championship victory in 2017 season ... Earned multiple All-American honors as a junior in 2018, and was the winner of the SEC's Jacobs Blocking Trophy, awarded by league coaches to the conference's top offensive lineman ... Opted to forgo his final year of eligibility and enter the 2019 draft.

Personal: Hometown is Folsom, Calif. (outside Sacramento) ... Raised in Atlanta, then his family moved to Folsom following his freshman year in high school ... Attended Folsom High School as a junior and senior, and helped team to California Division I state championship as a junior in 2014 ... Attended Marist School in Atlanta as a freshman, then moved to California and attended Davis Senior High School as a sophomore ... Marketing major at Alabama.

JONAH WILLIAMS' STATISTICS

GAMES-STARTS			
YEAR	TEAM	GAMES	STARTS
2019	Cincinnati.....	*DID NOT PLAY	
2020	Cincinnati.....	10	10
CAREER		10	10

* NOTE: Williams was on the Reserve/Physically Unable to Perform list for 16 regular-season games with Cincinnati in 2019.

**WILLIAMS, POOKA, JR.****HB #36**

Height: 5-9
Weight: 175
College: Kansas
Experience: Rookie in 2021

2020 games-starts: 0-0
Career games-starts: 0-0
Born: 6-19-99
Hometown: New Orleans, La.
Acquired: CFA'21

A college free agent signee, Williams is touted by scouts as a smaller running back with impressive vision, receiving ability and toughness ... Spent three seasons (2018-20) at Kansas, and played in 25 career games (23 starts) ... Totaled 399 rushes for 2396 yards (6.0 average) and 11 TDs, and 65 catches for 522 yards and four TDs ... Had back-to-back 1000-yard seasons in 2018 and '19, but played just four games in '20 before opting out to take care of his mother, who was battling health problems ... First-team All-Big 12 performer his first two seasons (AP) ... Also saw action as Jayhawks' kickoff returner.

Career transactions: Signed with Cincinnati as college free agent on 5-14-21.

College highlights: Spent three seasons (2018-20) at Kansas ... Played in 25 career games (23 starts), and totaled 399 rushes for 2396 yards (6.0 average) and 11 TDs ... Also caught 65 passes for 522 yards and four TDs. **2020**—Played and started first four games of the season ... Rushed 51 times for 209 yards and two TDs, and added six catches for 31 yards ... Opted out on Oct. 19 to care for his mother, who was battling health issues. **2019**—Played in 11 games (10 starts) ... Rushed 203 times for 1116 yards and three TDs ... Also caught 27 passes for 214 yards and two TDs ... Earned first-team All-Big 12 honors (AP) ... Posted 137 yards on 23 carries vs. Oklahoma ... Notched 190 yards on 25 carries vs. Texas. **2018**—Played in 10 games (nine starts) as a true

freshman ... Rushed 145 times for 1071 yards and six TDs ... Also caught 32 passes for 277 yards and two TDs ... Earned first-team All-Big 12 honors as a running back (coaches), and also first-team as an all-purpose player (AP, coaches) ... Also named Big 12 Newcomer of the Year (AP) ... Became just the third true freshman in Big 12 history to record at least one 100-yard rushing game (he had four) and one 100-yard receiving game (one) ... Made college debut at Central Michigan with 125 yards on 14 carries ... Rushed for 252 yards and two TDs at Oklahoma, and added three catches for 18 yards and a completed nine-yard pass attempt.

High School: Attended Hahnville High School in Boutte, La. (outside New Orleans) ... As a senior in 2017, rushed for 3118 yards and 37 TDs, and led team to Louisiana's Class 5A state title game ... Selected as Louisiana's Mr. Football (Louisiana Sports Writers Association) as a senior, and was also named the New Orleans Metro Player of the Year by the Greater New Orleans Sports Foundation Quarterback Club.

Personal: Hometown is New Orleans, La. ... Does not have toes on his right foot, after his cousin ran over that foot with a lawnmower when he was nine years old; Doctors at the time told him that he would never be able to play organized sports again ... Sport management major at Kansas ... First name is pronounced "POO-kah."



WILLIAMS, TRAYVEON

HB #32

Height: 5-8
Weight: 206
College: Texas A&M
Experience: 3rd-year player in 2021

2020 games-starts: 10-0
Career games-starts: 21-0
Born: 10-18-97
Hometown: Houston, Texas
Acquired: D6a'19

A Bengals sixth-round draft selection in 2019, Williams in '21 looks to continue the momentum from a strong finish last season ... Inactive (coaches' decision) for first six games of 2020, before seeing increased role after No. 1 HB Joe Mixon's season-ending injury in Game 6 ... Saw action on 59 offensive snaps, and had 26 carries for 157 yards (6.0) ... Peeled off a 55-yard run in 2020 season finale vs Baltimore, good for the longest run of the season by a Bengal ... Played in 11 games as a rookie, but saw only limited action (no statistics) ... Led SEC in rushing yards (1760) and TDs (18) at Texas A&M in 2018.

Career transactions: Selected by Cincinnati in sixth round of 2019 NFL Draft (182nd overall) ... Signed with Bengals on 5-10-19.

2020 highlights: Played in 10 games (no starts) ... Inactive for Games 1-6, before seeing increased action after season-ending injury to No. 1 HB Joe Mixon ... Carried 26 times for 157 yards (6.0), and had five receptions for 30 yards ... Recorded first career NFL carries on Nov. 15 at Pittsburgh, and finished the game with five rushes for 22 yards ... Carried four times for 74 yards in season finale vs. Baltimore, including Bengals season-long 55-yarder.

Previous seasons: 2019—Played in final 11 games of season as rookie (no statistics) ... Inactive for Games 1-2 and 4-5, and active/DNP in Game 4 ... Saw action on seven snaps on offense, and 124 snaps on special teams.

College: Spent three seasons (2016-18) at Texas A&M and appeared in 38 career games, before declaring for the NFL Draft ... Career totals were 600 rushes for 3615 yards (6.0 average) and 34 TDs, along with 66 catches for 561 yards and one TD ... Also returned 11 career kickoffs for 265 yards (24.1) ... Led SEC in rushing yards (1760) and TDs (18) as a junior in 2018, en route to first-team All-SEC honors (AP and coaches) ... Topped 100 rushing yards in nine of his 13 games as a junior, and topped 200 yards three times.

Personal: Hometown is Houston, Texas ... Attended C.E. King High School in Houston, where as a senior he rushed for 1409 yards and 20 TDs ... As a junior, rushed 240 times for 2391 yards (10.0 average) and 25 TDs ... Recreation, parks, tourism and science (RPTS) major at Texas A&M, with a minor in business ... First name is pronounced "TRAY-vee-ahn."

TRAYVEON WILLIAMS' STATISTICS

YEAR	TEAM	G-S	RUSHING					RECEIVING					SCORING					
			ATT	YDS	AVG	LG	TD	NO	YDS	AVG	LG	TD	TD	TD-R	TD-P	TD-Rt	2-PtC	PTS
2019	Cincinnati	11-0	0	0	—	—	0	0	0	—	—	0	—	—	—	—	—	—
2020	Cincinnati	10-0	26	157	6.0	55	0	5	30	6.0	13	0	—	—	—	—	—	—
CAREER		21-0	26	157	6.0	55	0	5	30	6.0	13	0	—	—	—	—	—	—

RUSHING SINGLE-GAME HIGHS: ATTEMPTS—12 (12-13-20 vs. Dallas). YARDS—74 (1-3-21 vs. Baltimore). LONG—55 (1-3-21 vs. Baltimore). TOUCHDOWNS—(none).

RECEIVING SINGLE-GAME HIGHS: RECEPTIONS—3 (12-13-20 vs. Dallas). YARDS—14 (12-13-20 vs. Dallas). LONG—13 (11-29-20 vs. N.Y. Giants). TOUCHDOWNS—(none).

2020 GAME-BY-GAME

DATE	OPPONENT	RUSHING					RECEIVING				
		ATT	YDS	AVG	LG	TD	NO	YDS	AVG	LG	TD
9-13	L.A. CHARGERS										
9-17	at Cleveland										
9-27	at Philadelphia										
10-4	JACKSONVILLE										
10-11	at Baltimore										
10-18	at Indianapolis										
10-25	CLEVELAND	0	0	—	—	0	0	0	—	—	0
11-1	TENNESSEE	0	0	—	—	0	0	0	—	—	0
11-8	— BYE —										
11-15	at Pittsburgh	5	22	4.4	8	0	0	0	—	—	0
11-22	at Washington	0	0	—	—	0	0	0	—	—	0
11-29	N.Y. GIANTS	1	-2	-2.0	-2	0	1	13	13.0	13	0
12-6	at Miami	0	0	—	—	0	0	0	—	—	0
12-13	DALLAS	12	49	4.1	9	0	3	14	4.7	7	0
12-21	PITTSBURGH	2	8	4.0	5	0	0	0	—	—	0
12-27	at Houston	2	6	3.0	6	0	0	0	—	—	0
1-3	BALTIMORE	4	74	18.5	55	0	1	3	3.0	3	0
TOTALS		26	157	6.0	55	0	5	30	6.0	13	0



WILSON, BRANDON

S #40**Height:** 5-10**Weight:** 200**College:** Houston**Experience:** 5th-year player in 2021**2020 games-starts:** 15-0**Career games-starts:** 51-2**Born:** 7-27-94**Hometown:** Shreveport, La.**Acquired:** D6b17

Sixth-round pick of the Bengals in 2017 has carved out a role as a rotational safety, but his most significant impact has been as a kickoff returner and special teams gunner ... Has two career kickoff returns for TDs (tied with Tremain Mack for the most in Bengals history), including a 103-yarder in 2020 which stands as the longest play in team history ... Played in 15 games in 2020, and totaled four tackles and a FF in 63 defensive snaps ... Greatest impact was felt on special teams, where he returned 24 kickoffs for 629 yards and a TD, and added nine ST tackles (second on team) ... In 2019, finished with an NFL-best 31.3-yard average on kickoff returns (minimum 20 attempts); that mark was also the second-best in Bengals history ... According to NFL's Next Gen Stats, he reached 22.03 MPH on his 92-yard KOR for a TD at Baltimore in 2019, good for the fastest speed by a Bengals ball carrier since NGS' launch in 2016.

Career transactions: Selected by Cincinnati in sixth round of 2017 NFL Draft (207th overall) ... Signed with Bengals on 5-15-17 ... Waived by Bengals on 9-2-17 ... Signed to Bengals practice squad on 9-3-17 ... Signed to Bengals roster on 11-11-17 ... Received tender offer from Bengals on 3-8-19 ... Re-signed with Bengals on 3-11-19 (signed tender prior to contract expiring) ... Received tender offer from Bengals on 3-16-20 ... Bengals contract expired on 3-18-20; became restricted free agent ... Re-signed with Bengals as restricted free agent on 4-26-20 ... Signed contract extension with Bengals on 3-16-21.

2020 highlights: Played in 15 games ... Inactive for Game 13 (hamstring) ... Totaled four tackles and a FF on defense, along with nine special teams tackles (second on team) ... Also served as Bengals' No. 1 KOR, and returned 24 kicks for 629 yards (26.2 average) and a TD ... Set up a Bengals TD drive with a 49-yard KOR on Nov. 1 vs. Tennessee, and finished the game with 97 returning yards ... On Nov. 29 vs. the N.Y. Giants, returned the opening kickoff 103 yards for a TD, good for the longest play of any kind in team history.

Previous seasons: **2017**—Played in eight games (no starts) ... Waived on final cuts on Sept. 2, then signed the following day to practice squad, where he spent first eight games of season ... Signed to 53-player roster prior to Game 9 ... Despite playing just half the season, finished tied for fourth on the team with five special teams tackles. **2018**—Played in all 16 games ... Saw action on 54 defensive snaps, and had two tackles ... Played 62.2 percent of special teams snaps, the third-highest percentage on the team, and his nine special teams tackles were second on the team ... Recorded season-high four special teams tackles on Nov. 18 at Baltimore. **2019**—Played in 12 games (two

starts) ... Spent just eight games as Bengals' No. 1 KOR, but his 20 returns for 625 yards were good for an NFL-best 31.3-yard average (minimum 20 attempts) ... Taken to the thousandth decimal place however, his 31.250 average fell just shy of Adam Jones' Bengals-record 31.259 average from 2014 ... Tied for NFL lead with four KORs of more than 40 yards ... Played 183 snaps on defense, seeing time mainly as a rotational DB, and recorded 18 tackles and two FFs ... Also had six special teams tackles on the season, which tied for third on the team ... Spent Games 1-4 as reserve KOR behind CB Darius Phillips ... Thrust into KOR duty in Game 5, Oct. 6 vs. Arizona after Phillips left game with an injury, and had three returns for 97 yards, including a 52-yarder on his first return to set up a Bengals FG drive ... Returned opening kickoff 92 yards for a TD on Oct. 13 at Baltimore, the first Bengals KOR for a TD since Bernard Scott in 2009, and the first-ever KOR for a TD by a Bengal to start a game ... The NFL's Next Gen Stats service, which tracks players' speed by using GPS, clocked his KOR at 22.03 MPH, the third-fastest by an NFL ball carrier in 2019, and the fastest by a Bengal since NGS' launch in '16 ... Totaled season-high 142 KOR yards (47.3 average) at Baltimore, and also forced a fumble by Ravens TE Mark Andrews that the Bengals recovered and turned into a FG drive ... On Sept. 30 at Pittsburgh, he stopped Steelers RBs for no gain on consecutive plays — a third-and-one and fourth-and-one — to give Cincinnati the ball back ... Injured his right hand while making a tackle in Game 12, Dec. 1 vs. N.Y. Jets, and was placed on Reserve/Injured on Dec. 6.

College: Played four years at Houston (2013-16), with a redshirt year in 2012 ... Considered one of the top playmakers in college football, he scored eight career TDs in six different ways (two rushing, two kickoff returns, a missed FG return, FR return, INT return and blocked FG return) ... Saw extended time at RB, in addition to his normal duties as a CB and kickoff returner ... Totaled 81 career tackles, including 17 TFLs and four sacks, with five pass breakups and three FRs ... Also had 44 kick returns for 1121 yards and two TDs ... Career offensive totals of 41 rushes for 194 yards (4.7) and two TDs, and 11 receptions for 101 yards ... In 2016, led Houston in tackles in upset win over Oklahoma and made one of college football's signature plays of the year, when he returned a missed FG 109 yards for a TD.

Personal: Hometown is Shreveport, La. ... Attended Calvary Academy in Shreveport, where he rushed for 1800 yards and 21 TDs as a senior, and totaled another 500 yards and six more scores receiving ... Sports administration major at Houston.

BRANDON WILSON'S STATISTICS

			DEFENSE							INTERCEPTIONS						SCORING						
YEAR	TEAM	G-S	ST	AT	TT	SKS-YDS	PD	FF	FR-YDS	NO	YDS	AVG	LG	TD	TD	TD-IntRt	TD-FRRt	S	PTS			
2017	Cincinnati	8-0	0	0	0	0-0	0	0	0-0	—	—	—	—	—	0	0	0	0	0			
2018	Cincinnati	16-0	0	2	2	0-0	0	0	0-0	—	—	—	—	—	0	0	0	0	0			
2019	Cincinnati	12-2	11	7	18	0-0	0	2	0-0	—	—	—	—	—	*1	0	0	0	6			
2020	Cincinnati	15-0	4	0	4	0-0	0	1	0-0	—	—	—	—	—	*1	0	0	0	6			
CAREER		51-2	15	9	24	0-0	0	3	0-0	—	—	—	—	—	*2	0	0	0	12			
			SPECIAL TEAMS							KICKOFF RETURNS						PUNT RETURNS						
YEAR	TEAM		ST	AT	TT	FF	FR-YDS	BP	BFG	BXP	NO	YDS	AVG	FC	LG	TD	NO	YDS	AVG	FC	LG	TD
2017	Cincinnati		4	1	5	0	0-0	0	0	0	0	0	—	0	—	0	—	—	—	—	—	—
2018	Cincinnati		6	3	9	0	0-0	0	0	0	1	-3	-3.0	0	-3	0	—	—	—	—	—	—
2019	Cincinnati		3	3	6	0	0-0	0	0	0	20	625	31.3	0	92t	1	—	—	—	—	—	—
2020	Cincinnati		5	4	9	0	0-0	0	0	0	24	629	26.2	0	103t	1	—	—	—	—	—	—
CAREER			18	11	29	0	0-0	0	0	0	45	1251	27.8	0	103t	2	—	—	—	—	—	—

KICKOFF RETURN SINGLE-GAME HIGHS: RETURNS—4 (two times; most recently on 11-120 vs. Tennessee). YARDS—142 (10-13-19 at Baltimore). LONG—103t (11-29-20 vs. N.Y. Giants). TOUCHDOWNS—1 (two times; most recently on 11-29-20 vs. N.Y. Giants).

* NOTE: Wilson scored a touchdown on a kickoff return with Cincinnati in 2019. In 2020 with Cincinnati, he scored another touchdown on another kickoff return.

2020 GAME-BY-GAME

		DEFENSE									INTERCEPTIONS					
DATE	OPPONENT	ST	AT	TT	SKS-YDS	INT-YDS	PD	FF	FR-YDS	NO	YDS	AVG	LG	TD		
9-13	L.A. CHARGERS	0	0	0	0-0	0-0	0	0	0-0	—	—	—	—	—		
9-17	at Cleveland	0	0	0	0-0	0-0	0	0	0-0	—	—	—	—	—		
9-27	at Philadelphia	0	0	0	0-0	0-0	0	0	0-0	—	—	—	—	—		
10-4	JACKSONVILLE	0	0	0	0-0	0-0	0	0	0-0	—	—	—	—	—		
10-11	at Baltimore	0	0	0	0-0	0-0	0	0	0-0	—	—	—	—	—		
10-18	at Indianapolis	0	0	0	0-0	0-0	0	0	0-0	—	—	—	—	—		
10-25	CLEVELAND	0	0	0	0-0	0-0	0	0	0-0	—	—	—	—	—		
11-1	TENNESSEE	0	0	0	0-0	0-0	0	0	0-0	—	—	—	—	—		
11-8	— BYE —															
11-15	at Pittsburgh	0	0	0	0-0	0-0	0	0	0-0	—	—	—	—	—		
11-22	at Washington	2	0	2	0-0	0-0	0	1	0-0	—	—	—	—	—		
11-29	N.Y. GIANTS	2	0	2	0-0	0-0	0	0	0-0	—	—	—	—	—		
12-6	at Miami	0	0	0	0-0	0-0	0	0	0-0	—	INACTIVE	—	—	—		
12-13	DALLAS				INACTIVE											
12-21	PITTSBURGH	0	0	0	0-0	0-0	0	0	0-0	—		—	—	—	—	
12-27	at Houston	0	0	0	0-0	0-0	0	0	0-0	—	—	—	—	—		
1-3	BALTIMORE	0	0	0	0-0	0-0	0	0	0-0	—	—	—	—	—		
TOTALS		4	0	4	0-0	0-0	0	1	0-0	—	—	—	—	—		

		SPECIAL TEAMS								KICKOFF RETURNS							PUNT RETURNS						
DATE	OPPONENT	ST	AT	TT	FF	FR-YDS	BP	BFG	BXP	NO	YDS	AVG	FC	LG	TD	NO	YDS	AVG	FC	LG	TD		
9-13	L.A. CHARGERS	0	0	0	0	0-0	0	0	0	1	44	44.0	0	44	0	—	—	—	—	—	—		
9-17	at Cleveland	0	0	0	0	0-0	0	0	0	2	87	43.5	0	45	0	—	—	—	—	—	—		
9-27	at Philadelphia	1	0	1	0	0-0	0	0	0	1	25	25.0	0	25	0	—	—	—	—	—	—		
10-4	JACKSONVILLE	0	0	0	0	0-0	0	0	0	2	26	13.0	0	18	0	—	—	—	—	—	—		
10-11	at Baltimore	1	1	2	0	0-0	0	0	0	0	0	—	0	—	0	—	—	—	—	—	—		
10-18	at Indianapolis	1	0	1	0	0-0	0	0	0	2	40	20.0	0	28	0	—	—	—	—	—	—		
10-25	CLEVELAND	0	0	0	0	0-0	0	0	0	3	51	17.0	0	20	0	—	—	—	—	—	—		
11-1	TENNESSEE	1	0	1	0	0-0	0	0	0	4	97	24.3	0	49	0	—	—	—	—	—	—		
11-8	— BYE —																						
11-15	at Pittsburgh	0	1	1	0	0-0	0	0	0	3	63	21.0	0	23	0	—	—	—	—	—	—		
11-22	at Washington	0	0	0	0	0-0	0	0	0	0	0	—	0	—	0	—	—	—	—	—	—		
11-29	N.Y. GIANTS	1	0	1	0	0-0	0	0	0	3	138	46.0	0	103t	1	—	—	—	—	—	—		
12-6	at Miami	0	1	1	0	0-0	0	0	0	0	0	—	0	—	0	—	—	—	—	—	—		
12-13	DALLAS					INACTIVE					INACTIVE												
12-21	PITTSBURGH	0	1	1	0	0-0	0	0	0	0	0	—	0	—	0	—	—	—	—	—	—		
12-27	at Houston	0	0	0	0	0-0	0	0	0	1	24	24.0	0	24	0	—	—	—	—	—	—		
1-3	BALTIMORE	0	0	0	0	0-0	0	0	0	2	34	17.0	0	18	0	—	—	—	—	—	—		
TOTALS		5	4	9	0	0-0	0	0	0	24	629	26.2	0	103t	1	—	—	—	—	—	—		



WILSON, LOGAN

LB #55

Height: 6-2
Weight: 241
College: Wyoming
Experience: 2nd-year player in 2021

2020 games-starts: 12-2
Career games-starts: 12-2
Born: 7-8-96
Hometown: Casper, Wyoming
Acquired: D3'20

A Bengals 2020 third-round pick out of Wyoming, Wilson's role figures to expand in his second season after flashing production and playmaking ability as a rookie ... Played in 12 games (two starts), and his 343 defensive snaps were third-most among linebackers despite missing four games due to injuries ... Totaled 27 tackles, a sack, two INTs and three PDs ... Also a regular contributor on special teams with six tackles (fourth on team) ... Touted by scouts as a three-down LB with speed (4.63-second 40-yard dash at the combine), instincts and playmaking ability ... Played WR and DB in high school before switching to LB at Wyoming during redshirt season, then went on to start all 52 possible games at LB over the next four years.

Career transactions: Selected by Cincinnati in third round of 2020 NFL Draft (65th overall) ... Signed with Bengals on 7-21-20.

2020 highlights: Played in 12 games as a rookie, with two starts (Games 7 and 9) as a third LB ... Totaled 27 tackles, one sack, two INTs and three PDs ... Also tallied six special teams tackles (fourth on team) ... Made NFL debut in Game 1 vs. the L.A. Chargers, and recorded two tackles and another on special teams ... Made season-high five tackles on Sept. 27 at Philadelphia, and recorded his first career INT in the first quarter, when he jumped in front of a Carson Wentz pass ... Recorded second career INT on Oct. 11 at Baltimore, when he picked off a Lamar Jackson pass at the Bengals' 24-yard line to thwart a Ravens scoring opportunity at the end of the first half ... Recorded first career sack on Nov. 1 vs. Tennessee, when he took down Titans QB Ryan Tannehill for

a 10-yard loss on a third-and-eight on the Cincinnati 40-yard line, forcing the Titans to punt and setting up a Bengals TD drive ... Inactive for Games 14-16 (ankle).

College: Spent five seasons (2015-19) at Wyoming, with a redshirt year in '15 ... Started all 52 possible games in his career, and was voted by teammates as a team captain for each of his final three seasons ... Totaled 421 career tackles (fourth in Mountain West Conference history), including 35 for losses and seven sacks, with 17 pass breakups, 10 INTs (two pick-sixes), four FFs and four FRs (two returned for TDs) ... Topped 100 tackles in each of his final three seasons, and had 17 career games with double-digit tackles ... Also an accomplished student, he was a four-time Academic All-Mountain West selection.

Personal: Hometown is Casper, Wyo. ... Attended Natrona County High School in Casper, where he was a Wyoming Coaches Association Class 4A all-state selection as a WR and DB his final two seasons, and as a punter his final three seasons (unanimous as a senior in 2014) ... As a senior, caught 29 passes for 493 yards and seven TDs at WR, had six INTs as a DB, and averaged 43.7 yards on 27 punts ... Helped team to undefeated seasons and 4A state titles as both a sophomore and senior ... Played for the North team at the 2020 Senior Bowl, while the Bengals' staff coached the South squad, but Zac Taylor said he made an impression during a night of "crossover meetings" where players met with opposing coaches ... Kinesiology and health promotion major at Wyoming.

LOGAN WILSON'S STATISTICS

			DEFENSE							INTERCEPTIONS					SCORING				
YEAR	TEAM	G-S	ST	AT	TT	SKS-YDS	PD	FF	FR-YDS	NO	YDS	AVG	LG	TD	TD	TD-IntRt	TD-FRRt	S	PTS
2020	Cincinnati	12-2	19	8	27	1-10	3	0	0-0	2	0	0.0	0	0	—	—	—	—	—
CAREER		12-2	19	8	27	1-10	3	0	0-0	2	0	0.0	0	0	—	—	—	—	—

		SPECIAL TEAMS								KICKOFF RETURNS						PUNT RETURNS					
YEAR	TEAM	ST	AT	TT	FF	FR-YDS	BP	BFG	BXP	NO	YDS	AVG	FC	LG	TD	NO	YDS	AVG	FC	LG	TD
2020	Cincinnati	4	2	6	0	0-0	0	0	0	—	—	—	—	—	—	—	—	—	—	—	—
CAREER		4	2	6	0	0-0	0	0	0	—	—	—	—	—	—	—	—	—	—	—	—

2020 GAME-BY-GAME

DATE	OPPONENT	DEFENSE									INTERCEPTIONS					
		ST	AT	TT	SKS-YDS	INT-YDS	PD	FF	FR-YDS		NO	YDS	AVG	LG	TD	
9-13	L.A. CHARGERS	2	0	2	0-0	0-0	0	0	0-0		0	0	—	—	0	
9-17	at Cleveland	0	0	0	0-0	0-0	0	0	0-0		0	0	—	—	0	
9-27	at Philadelphia	5	0	5	0-0	1-0	1	0	0-0		1	0	0.0	0	0	
10-4	JACKSONVILLE				INACTIVE						INACTIVE					
10-11	at Baltimore	0	1	1	0-0	1-0	1	0	0-0		1	0	0.0	0	0	
10-18	at Indianapolis	2	0	2	0-0	0-0	0	0	0-0		0	0	—	—	0	
10-25	CLEVELAND	2	2	4	0-0	0-0	0	0	0-0		0	0	—	—	0	
11-1	TENNESSEE	1	1	2	1-10	0-0	0	0	0-0		0	0	—	—	0	
11-8	— BYE —															
11-15	at Pittsburgh	1	0	1	0-0	0-0	0	0	0-0		0	0	—	—	0	
11-22	at Washington	3	1	4	0-0	0-0	0	0	0-0		0	0	—	—	0	
11-29	N.Y. GIANTS	1	2	3	0-0	0-0	0	0	0-0		0	0	—	—	0	
12-6	at Miami	2	1	3	0-0	0-0	1	0	0-0		0	0	—	—	0	
12-13	DALLAS	0	0	0	0-0	0-0	0	0	0-0		0	0	—	—	0	
12-21	PITTSBURGH				INACTIVE						INACTIVE					
12-27	at Houston				INACTIVE						INACTIVE					
1-3	BALTIMORE				INACTIVE						INACTIVE					
TOTALS		19	8	27	1-10	2-0	3	0	0-0		2	0	0.0	0	0	

DATE	OPPONENT	SPECIAL TEAMS								KICKOFF RETURNS							PUNT RETURNS						
		ST	AT	TT	FF	FR-YDS	BP	BFG	BXP	NO	YDS	AVG	FC	LG	TD		NO	YDS	AVG	FC	LG	TD	
9-13	L.A. CHARGERS	1	0	1	0	0-0	0	0	0	—	—	—	—	—	—		—	—	—	—	—	—	
9-17	at Cleveland	0	0	0	0	0-0	0	0	0	—	—	—	—	—	—		—	—	—	—	—	—	
9-27	at Philadelphia	0	0	0	0	0-0	0	0	0	—	—	—	—	—	—		—	—	—	—	—	—	
10-4	JACKSONVILLE					INACTIVE						INACTIVE							INACTIVE				
10-11	at Baltimore	0	0	0	0	0-0	0	0	0	—	—	—	—	—	—		—	—	—	—	—	—	
10-18	at Indianapolis	1	0	1	0	0-0	0	0	0	—	—	—	—	—	—		—	—	—	—	—	—	
10-25	CLEVELAND	1	0	1	0	0-0	0	0	0	—	—	—	—	—	—		—	—	—	—	—	—	
11-1	TENNESSEE	0	0	0	0	0-0	0	0	0	—	—	—	—	—	—		—	—	—	—	—	—	
11-8	— BYE —																						
11-15	at Pittsburgh	0	2	2	0	0-0	0	0	0	—	—	—	—	—	—		—	—	—	—	—	—	
11-22	at Washington	0	0	0	0	0-0	0	0	0	—	—	—	—	—	—		—	—	—	—	—	—	
11-29	N.Y. GIANTS	0	0	0	0	0-0	0	0	0	—	—	—	—	—	—		—	—	—	—	—	—	
12-6	at Miami	1	0	1	0	0-0	0	0	0	—	—	—	—	—	—		—	—	—	—	—	—	
12-13	DALLAS	0	0	0	0	0-0	0	0	0	—	—	—	—	—	—		—	—	—	—	—	—	
12-21	PITTSBURGH					INACTIVE						INACTIVE							INACTIVE				
12-27	at Houston					INACTIVE						INACTIVE							INACTIVE				
1-3	BALTIMORE					INACTIVE						INACTIVE							INACTIVE				
TOTALS		4	2	6	0	0-0	0	0	0	—	—	—	—	—	—		—	—	—	—	—	—	



WREN, RENELL

DT #95

Height: 6-5
Weight: 318
College: Arizona State
Experience: 3rd-year player in 2021

2020 games-starts: 0-0
Career games-starts: 11-2
Born: 10-23-95
Hometown: St. Louis, Mo.
Acquired: D4b'19

A Bengals fourth-round pick in 2019, Wren returns in 2021 after his '20 campaign was lost to a season-ending right quad injury early in training camp ... As a rookie in 2019, played in 11 games (two starts) and added depth to the interior of the defensive line before a left hip injury ended his season in December Touted as a massive (6-5, 318) interior lineman with position versatility — played mostly at nose tackle in college at Arizona State, but Bengals have played him at multiple positions along the interior of the DL.

Career transactions: Selected by Cincinnati in fourth round of 2019 NFL Draft (125th overall) ... Signed with Bengals on 5-10-19.

2020 highlights: Did not play ... Suffered right quad injury in Aug. 17 training camp practice, and was placed on Reserve/Injured list on Aug. 23.

Previous seasons: 2019—Played in 11 games (two starts) ... Inactive for Games 2 and 5 (coaches' decisions); On Reserve/Injured for Games 14-16 ... Finished rookie season with eight tackles ... Made NFL debut in

season opener at Seattle (no statistics) ... Made first career tackle in on Sept. 30 at Pittsburgh — a takedown of Steelers RB Jaylen Samuels ... Made first career start on Nov. 24 vs. Pittsburgh, and had one tackle ... Finished with one tackle in each of his final four contests (Games 10-13) ... Suffered left hip injury in practice on Dec. 11, and was placed on Reserve/Injured on Dec. 14.

College: Spent five seasons (2014-18) at Arizona State, with a redshirt year in '14, and played 42 career games ... Totaled 81 career tackles, including 14.5 for losses and three sacks, along with one INT, six PDs and a FF ... Primarily played nose guard ... As a senior in 2018, totaled 43 tackles, including 4.5 for losses and a sack, along with two PDs ... Team captain as a senior.

Personal: Hometown is St. Louis, Mo. ... Attended Lutheran High School North in St. Louis, where he earned first-team all-state honors as a senior ... Also played center on the basketball team ... Graduated from Arizona State in spring 2018 with degree in interdisciplinary studies ... First name is pronounced "reh-NELL" and last name is pronounced "RENN."

RENELL WREN'S STATISTICS

YEAR	TEAM	G-S	DEFENSE							INTERCEPTIONS					SCORING				
			ST	AT	TT	SKS-YDS	PD	FF	FR-YDS	NO	YDS	AVG	LG	TD	TD	TD-IntRt	TD-FRRt	S	PTS
2019	Cincinnati	11-2	4	4	8	0-0	0	0	0-0	—	—	—	—	—	—	—	—	—	—
2020	Cincinnati	0-0				DID NOT PLAY*					DID NOT PLAY*					DID NOT PLAY*			
CAREER		11-2	4	4	8	0-0	0	0	0-0	—	—	—	—	—	—	—	—	—	—

* NOTE: Wren was on the Reserve/Injured list for 16 regular-season games with Cincinnati in 2020.



EMILEE CHINN / AP



**SAFETY
VONN BELL**

2020 REVIEW



2020 STANDINGS

AMERICAN FOOTBALL CONFERENCE

EAST DIVISION	W	L	T	PCT.	PF	PA
Buffalo Bills.....	13	3	0	.813	501	375
Miami Dolphins.....	10	6	0	.625	404	338
New England Patriots.....	7	9	0	.438	326	353
New York Jets.....	2	14	0	.125	243	457
NORTH DIVISION	W	L	T	PCT.	PF	PA
Pittsburgh Steelers.....	12	4	0	.750	416	312
*-Baltimore Ravens.....	11	5	0	.688	468	303
*-Cleveland Browns.....	11	5	0	.688	408	419
Cincinnati Bengals.....	4	11	1	.281	311	424
SOUTH DIVISION	W	L	T	PCT.	PF	PA
Tennessee Titans.....	11	5	0	.688	491	439
*-Indianapolis Colts.....	11	5	0	.688	451	362
Houston Texans.....	4	12	0	.250	384	464
Jacksonville Jaguars.....	1	15	0	.063	306	492
WEST DIVISION	W	L	T	PCT.	PF	PA
#-Kansas City Chiefs.....	14	2	0	.875	473	362
Las Vegas Raiders.....	8	8	0	.500	434	478
Los Angeles Chargers.....	7	9	0	.438	384	426
Denver Broncos.....	5	11	0	.313	323	446

NATIONAL FOOTBALL CONFERENCE

EAST DIVISION	W	L	T	PCT.	PF	PA
Washington Football Team.....	7	9	0	.438	335	329
New York Giants.....	6	10	0	.375	280	357
Dallas Cowboys.....	6	10	0	.375	395	473
Philadelphia Eagles.....	4	11	1	.281	334	418
NORTH DIVISION	W	L	T	PCT.	PF	PA
#-Green Bay Packers.....	13	3	0	.813	509	369
*-Chicago Bears.....	8	8	0	.500	372	370
Minnesota Vikings.....	7	9	0	.438	430	475
Detroit Lions.....	5	11	0	.313	377	519
SOUTH DIVISION	W	L	T	PCT.	PF	PA
New Orleans Saints.....	12	4	0	.750	482	337
*-Tampa Bay Buccaneers.....	11	5	0	.688	492	355
Carolina Panthers.....	5	11	0	.313	350	402
Atlanta Falcons.....	4	12	0	.250	396	414
WEST DIVISION	W	L	T	PCT.	PF	PA
Seattle Seahawks.....	12	4	0	.750	459	371
*-Los Angeles Rams.....	10	6	0	.625	372	296
Arizona Cardinals.....	8	8	0	.500	410	367
San Francisco 49ers.....	6	10	0	.375	376	390

*-Wild Card qualifier; #-Clinched home-field advantage throughout playoffs.

NOTES:

- Baltimore finished ahead of Cleveland (and thus also was seeded ahead of Browns) based on head-to-head sweep.
- Tennessee finished ahead of Indianapolis based on division record (Titans 5-1 vs. Colts 4-2).
- Baltimore was seeded ahead of Indianapolis based on a head-to-head victory.
- Cleveland was seeded ahead of Indianapolis based on a head-to-head victory.
- The N.Y. Giants finished ahead of Dallas based on division record (Giants 4-2 vs. Cowboys 2-4).
- New Orleans was seeded ahead of Seattle based on conference record (Saints 10-2 vs. Seahawks 9-3).

PLAYOFF SEEDINGS:

AFC

1. Kansas City
2. Buffalo
3. Pittsburgh
4. Tennessee
5. Baltimore
6. Cleveland
7. Indianapolis

NFC

1. Green Bay
2. New Orleans
3. Seattle
4. Washington
5. Tampa Bay
6. L.A. Rams
7. Chicago

POSTSEASON AT A GLANCE

Home team in CAPS.

AFC Wild Card Playoff Games

BUFFALO 27, Indianapolis 24
Baltimore 20, TENNESSEE 13
Cleveland 48, PITTSBURGH 37

AFC Divisional Playoff Games

BUFFALO 17, Baltimore 3
KANSAS CITY 22, Cleveland 17

AFC Championship Game

KANSAS CITY 38, Buffalo 24

Super Bowl LV at Raymond James Stadium, Tampa, Fla.

TAMPA BAY 31, Kansas City 9

NFC Wild Card Playoff Games

L.A. Rams 30, SEATTLE 20
Tampa Bay 31, WASHINGTON 23
NEW ORLEANS 21, Chicago 9

NFC Divisional Playoff Games

GREEN BAY 32, L.A. Rams 18
Tampa Bay 30, NEW ORLEANS 20

NFC Championship Game

Tampa Bay 31, GREEN BAY 26

2020 STATISTICS

RECORD: 4-11-1

DATE	W-L	SCORE	OPPONENT	ATTENDANCE
9-13-20	L	13-16	L.A. CHARGERS	—
9-17-20	L	30-35	at Cleveland	6000
9-27-20	T	23-23 (OT)	at Philadelphia	—
10-4-20	W	33-25	JACKSONVILLE	6243
10-11-20	L	3-27	at Baltimore	—
10-18-20	L	27-31	at Indianapolis	12,453
10-25-20	L	34-37	CLEVELAND	9732
11-1-20	W	31-20	TENNESSEE	9712
11-8-20	—	—	— BYE —	—
11-15-20	L	10-36	at Pittsburgh	5909
11-22-20	L	9-20	at Washington	—
11-29-20	L	17-19	N.Y. GIANTS	10,208
12-6-20	L	7-19	at Miami	12,577
12-13-20	L	7-30	DALLAS	10,322
12-21-20	W	27-17	PITTSBURGH	10,249
12-27-20	W	37-31	at Houston	12,344
1-3-21	L	3-38	BALTIMORE	10,499

TEAM STATISTICS	BENGALS	OPPONENTS
TOTAL FIRST DOWNS	318	343
Rushing	92	126
Passing	201	192
Penalty	25	25
3rd Down: Made-Att.	77-213	91-210
3rd Down Pct.	36.2	43.3
4th Down: Made-Att.	19-27	10-16
4th Down Pct.	70.4	62.5
POSSESSION AVG.	30:50	29:10
TOTAL NET YARDS	5116	6227
Avg. Per Game	319.8	389.2
Total Plays	1040	1021
Avg. Per Play	4.9	6.1
NET YARDS RUSHING	1668	2368
Avg. Per Game	104.3	148.0
Total Rushes	411	463
NET YARDS PASSING	3448	3859
Avg. Per Game	215.5	241.2
Sacked-Yards Lost	48-345	17-83
Gross Yards	3793	3942
Att.-Completions	581-372	541-340
Completion Pct.	64.0	62.8
Had Intercepted	11	11
PUNTS-AVG.	71-47.2	59-47.4
Net Punting Avg.	71-42.8	59-41.4
PENALTIES-YARDS	83-675	99-795
FUMBLES-BALLS LOST	20-13	14-6
TOUCHDOWNS	33	47
Rushing	13	13
Passing	19	32
Returns	1	2

SCORE BY PERIODS	1	2	3	4	OT	PTS
BENGALS	61	107	53	90	0	311
OPPONENTS	76	121	98	129	0	424

SCORING	TD	TD-R	TD-P	TD-Rt	K-PAT	FG	S	PTS
Randy Bullock	0	0	0	0	24-25	21-26	0	87
Giovani Bernard	6	3	3	0	—	—	0	36
Tee Higgins	6	0	6	0	—	—	0	36
Austin Seibert	0	0	0	0	8-8	6-8	0	26
Tyler Boyd	4	0	4	0	—	—	0	24
Joe Mixon	4	3	1	0	—	—	0	24
Joe Burrow	3	3	0	0	—	—	0	18
Samaje Perine	3	3	0	0	—	—	0	18
A.J. Green	2	0	2	0	—	—	0	12
Ryan Finley	1	1	0	0	—	—	0	6
Drew Sample	1	0	1	0	—	—	0	6
Mike Thomas	1	0	1	0	—	—	0	6
C.J. Uzomah	1	0	1	0	—	—	0	6
Brandon Wilson	1	0	0	1	—	—	0	6
BENGALS	33	13	19	1	32-33	27-34	0	311
OPPONENTS	47	13	32	2	43-44	33-38	0	424

Two-point conversions: (None). BENGALS 0-0 (0-0 R, 0-0 P), OPPONENTS 0-3 (0-0 R, 0-3 P).

Sacks-yards: Carl Lawson 5.5-31, Jordan Evans 2-17, Sam Hubbard 2-8, Logan Wilson 1-10, Carlos Dunlap 1-9, Andrew Brown 1-4, Margus Hunt 1-4, Josh Byrnes 1-0, Khalid Kareem 1-0, Xavier Williams 1-0, Akeem Davis-Gaither 0.5-0. BENGALS 17-83, OPPONENTS 48-345.

Fumbles-lost: Joe Burrow 9-4, Alex Erickson 2-2, Brandon Allen 1-1, Giovani Bernard 1-1, Tee Higgins 1-1, Joe Mixon 1-1, Drew Sample 1-1, Mike Thomas 1-1, Trayveon Williams 1-1, Tyler Boyd 1-0, Billy Price 1-0. BENGALS 20-13, OPPONENTS 14-6.

RUSHING	ATT	YDS	AVG	LG	TD
Joe Mixon	119	428	3.6	34t	3
Giovani Bernard	124	416	3.4	15	3
Samaje Perine	63	301	4.8	46t	3
Trayveon Williams	26	157	6.0	55	0
Joe Burrow	37	142	3.8	23t	3
Ryan Finley	11	66	6.0	23t	1
Tyler Boyd	5	49	9.8	25	0
Shawn Williams	2	46	23.0	39	0
Tee Higgins	5	28	5.6	13	0
Brandon Allen	13	27	2.1	4	0
Alex Erickson	5	7	1.4	7	0
Mike Thomas	1	1	1.0	1	0
BENGALS	411	1668	4.1	55	13
OPPONENTS	463	2368	5.1	72t	13

RECEIVING	REC	YDS	AVG	LG	TD
Tyler Boyd	79	841	10.6	72t	4
Tee Higgins	67	908	13.6	67	6
A.J. Green	47	523	11.1	33	2
Giovani Bernard	47	355	7.6	42	3
Drew Sample	40	349	8.7	23	1
Joe Mixon	21	138	6.6	19	1
Auden Tate	14	150	10.7	19	0
Mike Thomas	13	132	10.2	29	1
Alex Erickson	12	139	11.6	42	0
Samaje Perine	11	66	6.0	15	0
C.J. Uzomah	8	87	10.9	23t	1
Cethan Carter	5	53	10.6	24	0
Trayveon Williams	5	30	6.0	13	0
John Ross III	2	17	8.5	15	0
Trenton Irwin	1	5	5.0	5	0
BENGALS	372	3793	10.2	72t	19
OPPONENTS	340	3942	11.6	55	32

INTERCEPTIONS	NO	YDS	AVG	LG	TD
Jessie Bates III	3	12	4.0	12	0
Logan Wilson	2	0	0.0	0	0
William Jackson III	1	30	30.0	30	0
Mackensie Alexander	1	21	21.0	21	0
Darius Phillips	1	21	21.0	21	0
Akeem Davis-Gaither	1	0	0.0	0	0
Jordan Evans	1	0	0.0	0	0
LeShaun Sims	1	0	0.0	0	0
BENGALS	11	84	7.6	30	0
OPPONENTS	11	23	2.1	12	0

PUNTING	NO	YDS	AVG	NET	TB	IN-20	LG	BLK.
Kevin Huber	71	3350	47.2	42.8	7	19	72	0
BENGALS	71	3350	47.2	42.8	7	19	72	0
OPPONENTS	59	2797	47.4	41.4	6	21	63	0

PUNT RETURNS	NO	FC	YDS	AVG	LG	TD
Alex Erickson	23	20	232	10.1	29	0
BENGALS	23	20	232	10.1	29	0
OPPONENTS	29	16	170	5.9	42	0

KICKOFF RETURNS	NO	YDS	AVG	LG	TD
Brandon Wilson	24	629	26.2	103t	1
Alex Erickson	3	71	23.7	24	0
Giovani Bernard	2	38	19.0	24	0
Khalid Kareem	1	13	13.0	13	0
Samaje Perine	1	13	13.0	13	0
BENGALS	31	764	24.6	103t	1
OPPONENTS	18	415	23.1	60	0

FIELD GOALS	1-19	20-29	30-39	40-49	50+
Randy Bullock	0-0	3-3	8-10	7-8	3-5
Austin Seibert	0-0	0-0	5-5	1-2	0-1
BENGALS	0-0	3-3	13-15	8-10	3-6
OPPONENTS	1-1	9-9	9-10	10-11	4-7

Randy Bullock: (50G, 43G, 31WR), (38G, 43G, 27G), (48G, 31G, 25G), (35G, 40G, 46G, 30G), (38G), (47G, 55G, 48RU), (37G, 23G), (33G), (37G), (34RU, 53G, 58RU), (44G), (53WL), (—), (—), (—), (—).

Austin Seibert: (—), (—), (—), (—), (—), (—), (—), (—), (—), (—), (—), (—), (34G, 55WR, 33G), (49WL, 35G, 48G, 36G), (38G).

Opponents: (24G, 43G, 50WR, 22G), (—), (27G, 42G, 54G), (48WL, 32G, 20G, 50G, 30G), (46G, 61WR, 39G), (40G), (43G), (53RU), (41G, 30G, 45G), (32G, 50G, 38WR), (49G, 40G, 39G, 32G), (25G, 48G, 23G, 19G), (34G, 20G, 55G), (25G), (21G), (34G).

DEFENSE*	ST	AT	TT	SKS-YDS	INT-YDS	PD	FF	FR-YDS
Vonn Bell	67	47	114	0-0	0-0	5	3	2-65
Jessie Bates III	76	31	107	0-0	0-0	3-12	15	1
Josh Byrnes	53	46	99	1-0	0-0	2	0	1-0
Germaine Pratt	54	34	88	0-0	0-0	2	0	0-0
Sam Hubbard	33	29	62	2-8	0-0	3	1	0-0
LeShaun Sims	38	14	52	0-0	1-0	4	0	0-0
Mackensie Alexander	32	15	47	0-0	1-21	6	0	0-0
William Jackson III	38	7	45	0-0	1-30	11	0	0-0
Christian Covington	14	25	39	0-0	0-0	0	0	0-0
Darius Phillips	29	7	36	0-0	1-21	12	2	0-0
Carl Lawson	18	18	36	5.5-31	0-0	0	2	0-0
Logan Wilson	19	8	27	1-10	2-0	3	0	0-0
Akeem Davis-Gaither	16	10	26	0.5-0	1-0	3	0	0-0
Xavier Williams	10	12	22	1-0	0-0	0	0	1-0
Khalid Kareem	9	10	19	1-0	0-0	0	0	0-0
D.J. Reader	8	11	19	0-0	0-0	2	0	0-0
Carlos Dunlap	13	5	18	1-9	0-0	2	0	0-0
Mike Daniels	7	10	17	0-0	0-0	0	0	0-0
Amani Bledsoe	6	11	17	0-0	0-0	2	0	0-0
Tony Brown	7	4	11	0-0	0-0	1	0	0-0
Shawn Williams	7	2	9	0-0	0-0	1	0	0-0
Kahlil McKenzie	4	4	8	0-0	0-0	0	0	0-0
Jordan Evans	4	3	7	2-17	1-0	1	0	1-0
Margus Hunt	5	1	6	1-4	0-0	4	0	1-0
Brandon Wilson	4	0	4	0-0	0-0	0	1	0-0
Jalen Davis	3	1	4	0-0	0-0	0	0	0-0
Freedom Akinmoladun	1	1	2	0-0	0-0	0	0	0-0
Andrew Brown	1	1	2	1-4	0-0	0	0	0-0
Geno Atkins	1	0	1	0-0	0-0	0	0	0-0
Markus Bailey	0	0	0	0-0	0-0	1	0	0-0

SPECIAL TEAMS*	ST	AT	TT	FF	FR-YDS	BP	BFG	BXP
Cethan Carter	6	4	10	0	0-0	0	0	0
Brandon Wilson	5	4	9	0	0-0	0	0	0
Shawn Williams	5	2	7	0	0-0	0	0	0
Logan Wilson	4	2	6	0	0-0	0	0	0
Akeem Davis-Gaither	4	1	5	0	0-0	0	0	0
Jordan Evans	1	3	4	0	0-0	0	0	0
Samaje Perine	2	1	3	0	0-0	0	0	0
Stanley Morgan	1	2	3	0	0-0	0	0	0
Jessie Bates III	2	0	2	0	0-0	0	0	0
Darius Phillips	1	1	2	0	0-0	0	0	0
Tony Brown	0	2	2	0	0-0	0	0	0
Markus Bailey	1	0	1	0	0-0	0	0	0
Clark Harris	1	0	1	0	0-0	0	0	0
Germaine Pratt	1	0	1	0	0-0	0	0	0
Mike Thomas	1	0	1	0	0-0	0	0	0
Mason Schreck	1	0	1	0	0-0	0	0	0
Keandre Jones	0	1	1	0	0-0	0	0	0

PASSING	ATT	CMP	YDS	CMP%	YDS/ATT	TD	TD%	INT	INT%	LG	SKD-YDS	RAT
Joe Burrow	404	264	2688	65.3	6.65	13	3.2	5	1.2	67	32-231	89.8
Brandon Allen	142	90	925	63.4	6.51	5	3.5	4	2.8	72t	7-51	82.0
Ryan Finley	32	17	164	53.1	5.13	1	3.1	2	6.3	30	9-63	52.1
Tyler Boyd	2	1	16	50.0	8.00	0	0.0	0	0.0	16	0-0	77.1
Alex Erickson	1	0	0	0.0	0.00	0	0.0	0	0.0	—	0-0	39.6
BENGALS	581	372	3793	64.0	6.53	19	3.3	11	1.9	72t	48-345	85.7
OPPONENTS	541	340	3942	62.8	7.29	32	5.9	11	2.0	55	17-83	96.1

* NOTE: All defensive statistics above are press box statistics produced at the games.

2020 GAME-BY-GAME TEAM STATISTICS

OFFENSE

DATE	OPPONENT	YDS	RUSH-YDS	PASS YDS	COMP-ATT	TD-P/INT	SKD-YDS	1D	3D-CONV	F-FL	POSS
Sept. 13	L.A. CHARGERS	295	28-122	173	23-36	0/1	3-20	19	6-14	2-1	29:50
Sept. 17	at Cleveland	353	24-68	285	37-61	3/0	3-31	30	8-18	2-1	33:39
Sept. 27	at Philadelphia	304	18-48	256	31-44	2/0	8-56	24	3-13	0-0	32:16
Oct. 4	JACKSONVILLE	505	34-205	300	25-36	1/1	1-0	28	4-11	0-0	33:11
Oct. 11	at Baltimore	205	28-70	135	19-30	0/1	7-48	12	3-16	3-2	34:39
Oct. 18	at Indianapolis	398	32-98	300	25-39	0/1	2-13	22	8-17	1-0	34:28
Oct. 25	CLEVELAND	468	21-81	387	36-48	3/1	4-35	31	6-9	3-1	32:55
Nov. 1	TENNESSEE	367	32-118	249	26-37	2/0	0-0	27	10-15	1-0	35:57
Nov. 8	— BYE —										
Nov. 15	at Pittsburgh	324	21-139	185	21-40	1/0	4-28	16	0-13	2-2	29:32
Nov. 22	at Washington	272	18-70	202	25-44	1/1	4-31	18	3-13	1-1	29:14
Nov. 29	N.Y. GIANTS	155	15-40	115	17-29	1/1	2-21	11	3-10	2-2	22:34
Dec. 6	at Miami	196	17-40	156	17-27	1/2	6-37	12	3-12	0-0	27:44
Dec. 13	DALLAS	309	30-101	208	28-38	1/0	2-14	18	9-16	3-3	34:41
Dec. 21	PITTSBURGH	230	41-152	78	7-13	1/0	2-11	13	4-14	0-0	32:03
Dec. 27	at Houston	540	33-169	371	29-38	2/0	0-0	27	6-13	0-0	36:10
Jan. 3	BALTIMORE	195	19-147	48	6-21	0/2	0-0	10	1-9	0-0	19:29
TOTALS		5116	411-1668	3448	372-581	19/11	48-345	318	77-213	20-13	30:50

DEFENSE

DATE	OPPONENT	YDS	RUSH-YDS	PASS YDS	COMP-ATT	TD-P/INT	SKD-YDS	1D	3D-CONV	F-FL	POSS
Sept. 13	L.A. CHARGERS	362	39-155	207	16-30	0/0	2-1	19	6-16	0-0	30:10
Sept. 17	at Cleveland	434	35-215	219	16-23	2/1	0-0	23	5-8	0-0	26:21
Sept. 27	at Philadelphia	378	36-172	206	29-47	1/2	3-19	27	10-21	2-0	37:44
Oct. 4	JACKSONVILLE	429	20-89	340	27-40	2/1	3-11	25	2-10	0-0	26:49
Oct. 11	at Baltimore	332	24-161	171	19-37	2/1	1-9	17	7-15	0-0	25-21
Oct. 18	at Indianapolis	430	15-59	371	29-44	3/1	1-0	23	7-11	1-1	25:32
Oct. 25	CLEVELAND	398	22-82	316	23-29	5/1	0-0	23	5-7	0-0	27:05
Nov. 1	TENNESSEE	441	29-218	223	18-30	2/1	1-10	27	5-9	0-0	24:03
Nov. 8	— BYE —										
Nov. 15	at Pittsburgh	377	20-44	333	27-46	4/0	0-0	22	6-16	0-0	30:28
Nov. 22	at Washington	325	34-164	161	17-25	1/1	2-5	20	4-13	1-0	30:46
Nov. 29	N.Y. GIANTS	386	42-142	244	22-38	0/0	0-0	19	9-21	1-1	37:26
Dec. 6	at Miami	406	28-110	296	26-39	1/0	0-0	23	1-10	2-1	32:16
Dec. 13	DALLAS	272	25-101	171	16-23	2/0	2-14	16	5-11	0-0	25:19
Dec. 21	PITTSBURGH	244	23-86	158	20-38	1/1	1-12	12	4-16	3-2	27:57
Dec. 27	at Houston	488	17-166	322	24-33	3/0	1-2	23	4-9	4-1	23:50
Jan. 3	BALTIMORE	525	54-404	121	11-19	3/1	0-0	24	11-17	0-0	40:31
TOTALS		6227	463-2368	3859	340-541	32/11	17-83	343	91-210	14-6	29:10

2020 BEST PERFORMANCES

REGULAR SEASON

RUSHING YARDS

151 — Joe Mixon, Oct. 4 vs. Jacksonville
 95 — Samaje Perine, Dec. 27 at Houston
 83 — Giovani Bernard, Dec. 21 vs. Pittsburgh

RUSHING ATTEMPTS

25 — Joe Mixon, Oct. 4 vs. Jacksonville
 25 — Giovani Bernard, Dec. 21 vs. Pittsburgh
 24 — Joe Mixon, Oct. 11 at Baltimore

LONGEST RUSHES

55 — Trayveon Williams, Jan. 3 vs. Baltimore
 46 — Samaje Perine, Dec. 27 at Houston (TD)
 39 — Shawn Williams, Nov. 15 at Pittsburgh (fake punt)

RECEPTIONS

11 — Tyler Boyd, Oct. 25 vs. Cleveland
 10 — Tyler Boyd, Sept. 27 at Philadelphia
 9 — Tyler Boyd, Nov. 22 at Washington

RECEIVING YARDS

125 — Tyler Boyd, Sept. 27 at Philadelphia
 125 — Tee Higgins, Oct. 18 at Indianapolis
 115 — Tee Higgins, Nov. 15 at Pittsburgh

PASSING YARDS

406 — Joe Burrow, Oct. 25 vs. Cleveland
 371 — Brandon Allen, Dec. 27 at Houston
 316 — Joe Burrow, Sept. 17 at Cleveland

PASS ATTEMPTS

61 — Joe Burrow, Sept. 17 at Cleveland
 47 — Joe Burrow, Oct. 25 vs. Cleveland
 44 — Joe Burrow, Sept. 27 at Philadelphia

PASS COMPLETIONS

37 — Joe Burrow, Sept. 17 at Cleveland
 35 — Joe Burrow, Oct. 25 vs. Cleveland
 31 — Joe Burrow, Sept. 27 at Philadelphia

LONGEST PASSES

72 — Brandon Allen to Tyler Boyd, Dec. 6 at Miami (TD)
 67 — Joe Burrow to Tee Higgins, Oct. 18 at Indianapolis
 54 — Joe Burrow to Tee Higgins, Nov. 15 at Pittsburgh

YARDS FROM SCRIMMAGE

181 — Joe Mixon, Oct. 4 vs. Jacksonville
 136 — Samaje Perine, Dec. 27 at Houston
 131 — Giovani Bernard, Dec. 27 at Houston

LONGEST KICKOFF RETURNS

103 — Brandon Wilson, Nov. 29 vs. N.Y. Giants (TD)
 49 — Brandon Wilson, Nov. 1 vs. Tennessee
 45 — Brandon Wilson, Sept. 17 at Cleveland

LONGEST PUNT RETURNS

29 — Alex Erickson, Nov. 29 vs. N.Y. Giants
 28 — Alex Erickson, Jan. 3 vs. Baltimore
 22 — Alex Erickson, Sept. 13 vs. Los Angeles Chargers

TOTAL TACKLES*

14 — Vonn Bell, Nov. 22 at Washington
 13 — Jessie Bates III, Dec. 6 at Miami
 12 — Germaine Pratt, Sept. 13 vs. Los Angeles Chargers

SOLO TACKLES*

10 — Jessie Bates III, Dec. 6 at Miami
 9 — (three times)

* NOTE: The defensive statistics above are press box statistics produced at the games.

2020 STARTING LINEUPS

OFFENSE

DATE	OPPONENT	WR	LOT	LG	C	RG	ROT	TE	WR	WR	QB	HB
Sept. 13	L.A. CHARGERS	Green	J.Williams	Jordan	Hopkins	Su'a-Filo	Hart	Uzomah	Boyd	Ross	Burrow	Mixon
Sept. 17	at Cleveland	Green	J.Williams	Jordan	Hopkins	Johnson	Hart	Uzomah	Boyd	Higgins	Burrow	Mixon
Sept. 27	at Philadelphia	Tate	J.Williams	Jordan	Hopkins	Johnson	Hart	Carter	Adeniji(2ndTE)	Higgins	Burrow	Mixon
Oct. 4	JACKSONVILLE	Green	J.Williams	Jordan	Hopkins	Redmond	Hart	Sample	Boyd	Carter(2ndTE)	Burrow	Mixon
Oct. 11	at Baltimore	Green	J.Williams	Jordan	Hopkins	Redmond	Hart	Sample	Boyd	Higgins	Burrow	Mixon
Oct. 18	at Indianapolis	Green	J.Williams	Jordan	Hopkins	Redmond	Hart	Sample	Boyd	Higgins	Burrow	Mixon
Oct. 25	CLEVELAND	Green	J.Williams	Jordan	Hopkins	Redmond	Hart	Sample	Schreck(2ndTE)	Higgins	Burrow	Bernard
Nov. 1	TENNESSEE	Green	Adeniji	Calhoun	Price	Redmond	Johnson	Sample	Tate	Higgins	Burrow	Bernard
Nov. 8	— BYE —											
Nov. 15	at Pittsburgh	Green	Adeniji	Jordan	Hopkins	Redmond	Spain	Sample	Boyd	Higgins	Burrow	Bernard
Nov. 22	at Washington	Green	J.Williams	Jordan	Hopkins	Spain	Adeniji	Sample	Boyd	Higgins	Burrow	Bernard
Nov. 29	N.Y. GIANTS	Green	J.Williams	Spain	Hopkins	Redmond	Hart	Sample	Boyd	Higgins	Allen	Bernard
Dec. 6	at Miami	Green	J.Williams	Jordan	Hopkins	Spain	Hart	Sample	Carter(2ndTE)	Higgins	Allen	Bernard
Dec. 13	DALLAS	Erickson	Adeniji	Su'a-Filo	Hopkins	Spain	Hart	Sample	Carter(2ndTE)	Higgins	Allen	Bernard
Dec. 21	PITTSBURGH	Green	Johnson	Su'a-Filo	Hopkins	Spain	Hart	Sample	Carter(2ndTE)	Higgins	Finley	Bernard
Dec. 27	at Houston	Green	Johnson	Su'a-Filo	Hopkins	Spain	Hart	Sample	Erickson	Higgins	Allen	Bernard
Jan. 3	BALTIMORE	Green	Johnson	Su'a-Filo	Hopkins	Spain	Hart	Sample	Perine(2ndHB)	Higgins	Allen	Bernard

DEFENSE

DATE	OPPONENT	LDE	NT	DT	RDE	LB	LB	NCB	CB	CB	S	S
Sept. 13	L.A. CHARGERS	Dunlap	Reader	Daniels	Hubbard	Bynes	Pratt	Alexander	Phillips	Jackson	Bell	Bates
Sept. 17	at Cleveland	Dunlap	Reader	Covington	Hubbard	Bynes	Pratt	Bledsoe(2ndDT)	Phillips	Jackson	Bell	Bates
Sept. 27	at Philadelphia	Dunlap	Reader	Daniels	Hubbard	Bynes	Pratt	Alexander	Phillips	Jackson	Bell	Bates
Oct. 4	JACKSONVILLE	Dunlap	Reader	Covington	Hubbard	Bynes	Pratt	Phillips	Sims	Jackson	Bell	Bates
Oct. 11	at Baltimore	Hubbard	Reader	Covington	Lawson	Bynes	Pratt	David-Gaither(3rdLB)	Sims	Jackson	Bell	Bates
Oct. 18	at Indianapolis	Bledsoe	X.Williams	Covington	Lawson	Bynes	Pratt	Alexander	Sims	Jackson	Bell	Bates
Oct. 25	CLEVELAND	Bledsoe	Daniels	Covington	Lawson	Bynes	Pratt	L.Wilson(3rdLB)	Phillips	Sims	Bell	Bates
Nov. 1	TENNESSEE	Bledsoe	Daniels	Covington	Lawson	Bynes	Pratt	Hunt(2ndDT)	Sims	Jackson	Bell	Bates
Nov. 8	— BYE —											
Nov. 15	at Pittsburgh	X.Williams(2ndDT)	Daniels	Covington	Hubbard	Bynes	L.Wilson	Alexander	T.Brown	Jackson	Bell	Bates
Nov. 22	at Washington	Hubbard	Daniels	Covington	Lawson	Bynes	Pratt	Alexander	Sims	Jackson	Bell	Bates
Nov. 29	N.Y. GIANTS	Hubbard	Daniels	Covington	Lawson	Bynes	Pratt	Alexander	Sims	Jackson	Bell	Bates
Dec. 6	at Miami	Hubbard	Daniels	Covington	Lawson	Bynes	Pratt	Alexander	Sims	Jackson	Bell	Bates
Dec. 13	DALLAS	Hubbard	Daniels	Covington	Lawson	Bynes	Pratt	Alexander	Sims	Jackson	Bell	Bates
Dec. 21	PITTSBURGH	Hubbard	Daniels	Covington	Lawson	Bynes	Pratt	Alexander	Phillips	Jackson	Bell	Bates
Dec. 27	at Houston	Hubbard	Daniels	Covington	Lawson	Bynes	Pratt	Alexander	Phillips	Jackson	Bell	Bates
Jan. 3	BALTIMORE	Hubbard	X.Williams	Covington	Lawson	Bynes	Pratt	Davis-Gaither(3rdLB)	Phillips	Sims	Bell	Bates

2020 PARTICIPATION CHART

LEGEND

(NOTE: Position designation indicates start.)

P — played as a substitute
DNP — did not play
IL — inactive list
PS — practice squad
NWT — not with team
REX — roster exemption
RI — reserve/injured list

RPUP — reserve/physically unable to perform list
RNFI — reserve/non-football injury list
RNF-I — reserve/non-football illness list
RSBC — reserve/suspended by commissioner list
RSBT — reserve/suspended by team list
ROO — reserve/opt-out
RC19 — reserve/COVID-19 list

RF — reserve/future list
PSI — practice squad/injured list
***** — eligible to practice while on a reserve list
^ — reserve/injured player designated for return
+ — designated practice squad protected player
= — standard elevation from practice squad
< — COVID-19 replacement from practice squad

NAME	Cin.	1	2	3	4	5	6	7	8	9	10	11	12	13	14	15	16
	G-S	LAC	@Cle.	@Phil.	JAX.	@Balt.	@Ind.	CLE.	TENN.	@Pitt.	@Wash.	NYG	@Mia.	DALL.	PITT.	@Hou.	BALT.
Adeniji, Hakeem.....	15-5	DNP	P	2ndTE	P	P	P	LOT	LOT	LOT	ROT	P	P	LOT	P	P	P
Akinmoladun, Freedom.....	2-0	PS	P=	PS+	P=	PS	PS	PS	PS	PS	RC19	RC19	PS	PS	PS	PS	PS
Alexander, Mackensie.....	13-10	NCB	P	NCB	IL	IL	NCB	P	P	NCB	NCB	NCB	NCB	NCB	NCB	NCB	IL
Allen, Brandon.....	5-5	PS	PS	PS+	PS	PS	PS	PS	PS	PS	PS	QB	QB	QB	IL	QB	QB
Allen, Brian.....	0-0	NWT	NWT	NWT	NWT	NWT	NWT	NWT	NWT	RC19	PS+	PS+	PS	PS	RC19	RC19	PS
Atkins, Geno.....	8-0	IL	IL	IL	IL	P	P	P	P	IL	P	P	P	P	RI	RI	RI
Bailey, Markus.....	11-0	IL	IL	IL	P	IL	IL	P	P	P	P	P	P	P	P	P	P
Bandy, Trajan.....	0-0	NWT	NWT	NWT	NWT	NWT	NWT	NWT	NWT	NWT	PS	PS	PS	PS	PS	PS	PS
Bates, Jessie, III.....	16-16	S	S	S	S	S	S	S	S	S	S	S	S	S	S	S	S
Bell, Vonn.....	16-16	S	S	S	S	S	S	S	S	S	S	S	S	S	S	S	S
Bernard, Giovanni.....	16-10	P	P	P	P	P	P	HB	HB	HB	HB	HB	HB	HB	HB	HB	HB
Bledsoe, Amani.....	14-4	P+=	2ndDT	P	P	P	LDE	LDE	LDE	P	P	P	RC19	RC19	P	P	P
Boyd, Tyler.....	15-8	WR	WR	P	WR	WR	WR	P	P	WR	WR	WR	P	P	P	IL	P
Brown, Andrew.....	4-0	P	P	IL	P	IL	P	PS	PS+	PS	PS	NWT	NWT	NWT	NWT	NWT	NWT
Brown, Tony.....	13-1	P	P	P	P	P	P	P	P	CB	P	P	RI	RI	RI	RI	P
Bullock, Randy.....	12-0	P	P	P	P	P	P	P	P	P	P	P	P	IL	IL	IL	IL
Burrow, Joe.....	10-10	QB	QB	QB	QB	QB	QB	QB	QB	QB	QB	RI	RI	RI	RI	RI	RI
Bynes, Josh.....	16-16	LB	LB	LB	LB	LB	LB	LB	LB	LB	LB	LB	LB	LB	LB	LB	LB
Calhoun, Shaq.....	1-1	IL	DNP	DNP	PS	PS+	PS+	LG+=	LG+=	PS	PS	PS	PS	PS	PS	PS	PS
Carter, Cethan.....	15-5	P	P	TE	2ndTE	P	P	IL	P	P	P	P	2ndTE	2ndTE	2ndTE	P	P
Covington, Christian.....	16-14	P	DT	P	DT	DT	DT	DT	DT	DT	DT	DT	DT	DT	DT	DT	DT
Daniels, Mike.....	11-11	DT	IL	DT	RI	RI	RI	NT	NT	NT	NT	NT	NT	NT	NT	NT	RC19
Davis, Jalen.....	6-0	NWT	NWT	NWT	NWT	NWT	NWT	NWT	PS	P=	P+=	P	P	P	DNP	DNP	P
Davis-Gaither, Akeem.....	16-2	P	P	P	P	3rdLB	P	P	P	P	P	P	P	P	P	P	3rdLB
Donnerson, Kendall.....	0-0	NWT	NWT	NWT	PS	PS	PS	PS	PS	NWT	NWT	NWT	NWT	NWT	NWT	NWT	NWT
Dugas, O'Shea.....	0-0	NWT	NWT	NWT	NWT	NWT	NWT	NWT	NWT	PS	NWT	NWT	NWT	NWT	NWT	NWT	NWT
Dunlap, Carlos.....	7-4	LDE	LDE	LDE	LDE	P	P	P	NWT	NWT	NWT	NWT	NWT	NWT	NWT	NWT	NWT
Erickson, Alex.....	16-2	P	P	P	P	P	P	P	P	P	P	P	P	WR	P	WR	P
Evans, Jordan.....	15-0	P	P	P	P	P	P	P	P	P	P	P	P	P	P	IL	P
Finley, Ryan.....	5-1	DNP	DNP	P	DNP	DNP	DNP	DNP	DNP	DNP	DNP	DNP	P	P	QB	DNP	DNP
Finney, B.J.....	1-0	NWT	NWT	NWT	NWT	NWT	NWT	NWT	REX	P	IL	IL	IL	IL	IL	IL	RNFI
Futrell, Kendall.....	0-0	PS	PS	PS	PS	PS	PS	PS	NWT	NWT	NWT	NWT	NWT	NWT	NWT	NWT	NWT
Godsil, Dan.....	0-0	NWT	NWT	NWT	NWT	NWT	NWT	NWT	NWT	NWT	NWT	NWT	PS	PS	PS	PS	PS+
Green, A.J.....	16-14	WR	WR	P	WR	WR	WR	WR	WR	WR	WR	WR	WR	P	WR	WR	WR
Harris, Clark.....	16-0	P	P	P	P	P	P	P	P	P	P	P	P	P	P	P	P
Hart, Bobby.....	14-13	ROT	ROT	ROT	ROT	ROT	ROT	IL	IL	IL	P	ROT	ROT	ROT	ROT	ROT	ROT
Henderson, Trayvon.....	4-0	P+=	P+=	PS	PS	PS	PS	PS	PS	PS	PS	PS	PS	P+	P	NWT	PS
Higgins, Tee.....	16-14	P	WR	WR	P	WR	WR	WR	WR	WR	WR	WR	WR	WR	WR	WR	WR
Hogan, Kevin.....	0-0	NWT	NWT	NWT	NWT	NWT	NWT	NWT	NWT	NWT	NWT	PS	PS	PS	DNP+=	C+	PS
Hopkins, Trey.....	15-15	C	C	C	C	C	C	C	C	C	C	C	C	C	C	C	C
Hubbard, Sam.....	13-13	RDE	RDE	RDE	RDE	LDE	RI	RI	RI	RDE	LDE	LDE	LDE	LDE	LDE	LDE	LDE
Huber, Kevin.....	16-0	P	P	P	P	P	P	P	P	P	P	P	P	P	P	P	P
Hunt, Margus.....	9-1	NWT	NWT	NWT	NWT	NWT	NWT	P	2ndDT	RC19	P	P	P	P	P	P	P
Irwin, Trenton.....	1-0	PS	PS	PS	PS	PS	PS	PS	PS	PS	PS	PS	PS	PS	PS	P+=	PS+
Jackson, William, III.....	14-14	CB	CB	CB	CB	CB	CB	IL	CB	CB	CB	CB	CB	CB	CB	CB	IL
Johnson, Fred.....	12-6	P	RG	RG	P	P	P	P	ROT	RC19	IL	IL	IL	P	LOT	LOT	LOT
Jones, Keandre.....	2-0	PS	PS	PS	PS	PS	PS	PS	PS	PS	PS	PS	PS	PS	PS	P+=	P+=
Jordan, Michael.....	14-10	LG	LG	LG	LG	LG	LG	LG	IL	LG	LG	P	LG	IL	P	P	P
Kareem, Khalid.....	16-0	P	P	P	P	P	P	P	P	P	P	P	P	P	P	P	P
Knipfel, Josh.....	0-0	PS	PS	PS	NWT	NWT	NWT	NWT	NWT	NWT	NWT	NWT	NWT	NWT	NWT	NWT	NWT
Lawson, Carl.....	16-11	P	P	P	P	RDE	RDE	RDE	RDE	P	RDE	RDE	RDE	RDE	RDE	RDE	RDE
Lewis, Donnie.....	0-0	NWT	NWT	NWT	NWT	NWT	NWT	NWT	NWT	NWT	PS	PS	PS	PS	PS	PS	PS
McKenzie, Kahill.....	7-0	PS	PS	P=	PS+	P+=	P+	NWT	PS+	P+=	PS	PS	P+	PS+	PS	PS	P
McKinley, Takk.....	0-0	NWT	NWT	NWT	NWT	NWT	NWT	NWT	NWT	REX	NWT	NWT	NWT	NWT	NWT	NWT	NWT
McTyer, Torry.....	0-0	IL	PS	PS	DNP+=	DNP+=	PS+	PS+	PSI	PSI	PSI	PSI	PSI	PSI	PSI	PSI	PSI
Mixon, Joe.....	6-6	HB	HB	HB	HB	HB	HB	IL	IL	IL	RI	RI	RI	RI	RI	RI	RI
Morgan, Stanley.....	6-0	PS+	PS+	PS+	PS+	PS+	PS+	PS+	PS+	P+=	RC19+	RC19	P+=	P+	P	P	P
Patrick, Jacques.....	0-0	PS	PS	PS	PS	PS	PS	PS+	PS	PS	PS	PS+	PS	PS	PS+	PS	PS
Perine, Samaje.....	16-1	P	P	P	P	P	P	P	P	P	P	P	P	P	P	P	2ndHB
Phillips, Darius.....	12-8	CB	CB	CB	NCB	P	CB	P	RI	RI	RI	RI	RI	P	CB	CB	CB
Pratt, Germaine.....	16-15	LB	LB	LB	LB	LB	LB	LB	LB	P	LB	LB	LB	LB	LB	LB	LB
Price, Billy.....	16-1	P	P	P	P	P	P	P	C	P	P	P	P	P	P	P	P
Prince, Isaiah.....	0-0	ROO	ROO	ROO	ROO	ROO	ROO	ROO	ROO	ROO	ROO	ROO	ROO	ROO	ROO	ROO	ROO
Reader, D.J.....	5-5	NT	NT	NT	NT	NT	RI	RI	RI	RI	RI	RI	RI	RI	RI	RI	RI
Redmond, Alex.....	9-7	NWT	NWT	PS	RG+	RG	RG	RG	RG	RG	P	RG	IL	P	IL	IL	IL
Rose, Winston.....	0-0	PS	PS	PS	PS	PS	PS	DNP=	PS	RC19	RC19	PS	PS	PS	PS	PS	DNP=
Ross, John, III.....	3-1	WR	P	IL	IL	IL	IL	IL	IL	RI	RI	RI	RI	RI	RI	RI	RI
Sample, Drew.....	16-13	P	P	TE	TE	TE	TE	TE	TE	TE	TE	TE	TE	TE	TE	TE	TE
Schreck, Mason.....	14-1	PS+	PS+	P	P	P	P	2ndTE	IL	P	P	P	P	P	P	P	P
Seibert, Austin.....	4-0	NWT	IL	IL	IL	IL	IL	IL	IL	IL	IL	IL	IL	IL	IL	IL	IL
Shurmur, Kyle.....	0-0	NWT	NWT	NWT	NWT	NWT	NWT	NWT	NWT	NWT	NWT	NWT	NWT	NWT	PS	PS	PS
Sims, LeShaun.....	13-10	IL	DNP	P	CB	CB	CB	CB	CB	IL	CB	CB	CB	CB	P	P	CB
Spain, Quinton.....	9-8	NWT	NWT	NWT	NWT	NWT	NWT	NWT	P=	ROT+<	RG+=	LG	RG	RG	RG	RG	RG
Sura-Filo, Xavier.....	6-5	RG	RI	RI	RI	RI	RI	RI	RI	RI	RI	RI	RI	LG	LG	LG	LG
Sutherland, Keaton.....	1-0	PS	PS+	PS+	IL	IL	IL	IL	P	IL	IL	IL	IL	IL	IL	IL	IL
Tate, Auden.....	9-2	P	IL	WR	P	P	IL	P	WR	P	P	P	P	P	RI	RI	RI
Thomas, Mike.....	14-0	P	P	P	P	P	P	P	P	P	P	P	P	P	P	P	P
Tupou, Josh.....	0-0	ROO	ROO	ROO	ROO	ROO	ROO	ROO	ROO	ROO	ROO	ROO	ROO	ROO	ROO	ROO	ROO
Uzomah, C.J.....	2-2	TE	TE	RI	RI	RI	RI	RI	RI	RI	RI	RI	RI	RI	RI	RI	RI
Washington, Scotty.....	0-0	PS	PS	PS	PS	PS	PS	PS	PS	PS	PS	PS	PS	PS	PS	PS	PS
Waynes, Trae.....	0-0	RI	RI	RI	RI	RI	RI	RI	RI	RC19	RI	RI	RI	RI	RI	RI	RI
Wilcox, Mitchell.....	0-0	PS	PS	PS	PS	PS	PS	PS	PS	PS	PS	PS	PS	PS	PS	PS	IL+
Williams, Jonah.....	10-10	LOT	LOT	LOT	LOT	LOT	LOT	LOT	IL	DNP	LOT	LOT	LOT	LOT	RI	RI	RI
Williams, Shawn.....	13-0	IL	IL	P	P	P	P	P	P	P	P	P	P	P	P	P	P
Williams, Trayveon.....	10-0	IL	IL	IL	IL	IL	IL	IL	P	P	P	P	P	P	P	P	P
Williams, Xavier.....	11-3	NWT	NWT	NWT	NWT	NWT	NT	P	P	2ndDT	P	P	P	P	P	P	NT
Wilson, Brandon.....	15-0	P	P	P	P	P	P	P	P	P	P	P	P	P	P	P	P
Wilson, Logan.....	12-2	P	P	P	IL	P	P	3rdLB	P	P	P	P	P	P	IL	IL	IL
Wren, Renell.....	0-0	RI	RI	RI	RI	RI	RI	RI	RI	RI	RI	RI	RI	RI	RI	RI	RI

2020-21 TRANSACTIONS

(TRANSACTIONS FROM 6-27-19 THROUGH 7-21-20 ARE IN BENGALS' 2020 MEDIA GUIDE)

July 21, 2020	— Signed the following four draft picks: OT/G Hakeem Adeniji (D6), LB Markus Bailey (D7), LB Akeem Davis-Gaither (D4) and LB Logan Wilson (D3).		
July 23, 2020	— Signed DE Khalid Kareem (D5).		
July 26, 2020	— Placed DE Kendall Futrell on the Reserve/COVID-19 list; Waived CB Isiah Swann (failed physical).		
July 28, 2020	— Signed WR Tee Higgins (D2).		
July 29, 2020	— Waived DT Ryan Glasgow (failed physical).		
July 31, 2020	— Signed QB Joe Burrow (D1); Placed OT Isaiah Prince on the Reserve/Opt-Out list.		
Aug. 1, 2020	— Signed QB Brandon Allen (FA) and K Tristan Vizcaino (FA).		
Aug. 3, 2020	— Placed DT Josh Tupou on the Reserve/Opt-Out list; Waived TE Mortiz Böhringer and HB Devwah Whaley .		
Aug. 6, 2020	— Activated DE Kendall Futrell from the Reserve/COVID-19 list.		
Aug. 11, 2020	— Waived DT Tyler Clark .		
Aug. 12, 2020	— Signed DT Mike Daniels (FA); Placed WR John Ross III on the Reserve/COVID-19 list.		
Aug. 14, 2020	— Acquired DE Bryce Sterk on waivers from Miami.		
Aug. 15, 2020	— Signed DE Amani Bledsoe (FA).		
Aug. 17, 2020	— Waived HB Rodney Anderson (failed physical).		
Aug. 23, 2020	— Activated WR John Ross III from the Reserve/COVID-19 list; Placed DT Renell Wren on the Reserve/Injured list.		
Aug. 25, 2020	— Signed C Frederick Mauigoa (FA) and DT Kahlil McKenzie (FA); Waived G Clay Cordasco and WR Damion Willis .		
Aug. 26, 2020	— Signed S Maurice Smith (FA); Waived K Tristan Vizcaino .		
Sept. 2, 2020	— Signed HB Joe Mixon* to a contract extension.		
Sept. 3, 2020	— Waived OT O'Shea Dugas , LB Brady Sheldon and DE Bryce Sterk .		
Sept. 4, 2020	— Acquired DE Christian Covington in a trade with Denver for LB Austin Calitro .		
Sept. 5, 2020	— Terminated the contract of QB Brandon Allen ; Waived the following 23 players: DT Freedom Akinmoladun , DE Amani Bledsoe , DT Trey Dishon , QB Jake Dolegala , TE Jordan Franks , DE Kendall Futrell , LS Dan Godsil , S Trayvon Henderson , WR Trenton Irwin , OT Josh Knipfel , WR DaMarkus Lodge , CB Greg Mabin , C Frederick Mauigoa , DT Kahlil McKenzie , CB Torry McTyer , WR Stanley Morgan , HB Jacques Patrick , CB Winston Rose , TE Mason Schreck , S Maurice Smith , LB Marcel Spears Jr. , WR Scotty Washington and TE Mitchell Wilcox .		
Sept. 6, 2020	— Acquired G Shaq Calhoun on waivers from Miami; Terminated the contract of G Alex Redmond ; Signed the following 14 players to the Practice Squad: DE Freedom Akinmoladun , QB Brandon Allen , DE Amani Bledsoe , DE Kendall Futrell , S Trayvon Henderson , WR Trenton Irwin , OT Josh Knipfel , DT Kahlil McKenzie , WR Stanley Morgan , HB Jacques Patrick , CB Winston Rose , TE Mason Schreck , WR Scotty Washington and TE Mitchell Wilcox .		
Sept. 7, 2020	— Re-signed CB Torry McTyer ; Placed CB Trae Waynes on the Reserve/Injured list.		
Sept. 8, 2020	— Signed LB Keandre Jones (FA) and G Keaton Sutherland (FA) to the Practice Squad.		
Sept. 12, 2020	— Elevated DE Amani Bledsoe and S Trayvon Henderson from the Practice Squad to the active roster (both standard elevations).		
Sept. 14, 2020	— DE Amani Bledsoe and S Trayvon Henderson reverted from the active roster to the Practice Squad.		
Sept. 15, 2020	— Acquired K Austin Seibert on waivers from Cleveland; Signed DE Amani Bledsoe off the Practice Squad; Placed G Xavier Su'a-Filo on the Reserve/Injured list; Waived CB Torry McTyer .		
Sept. 16, 2020	— Signed CB Torry McTyer to the Practice Squad; Elevated DE Freedom Akinmoladun and S Trayvon Henderson from the Practice Squad to the active roster (both standard elevations).		
Sept. 18, 2020	— Signed TE Mason Schreck off the Practice Squad; Placed TE C.J. Uzomah on the Reserve/Injured list; DE Freedom Akinmoladun and S Trayvon Henderson reverted from the active roster to the Practice Squad.		
Sept. 21, 2020	— Signed G Alex Redmond (FA) to the Practice Squad.		
Sept. 26, 2020	— Elevated DT Kahlil McKenzie from the Practice Squad to the active roster (standard elevations).		
Sept. 28, 2020	— Signed G Keaton Sutherland from the Practice Squad; Waived G Shaq Calhoun ; DT Kahlil McKenzie reverted from the active roster to the Practice Squad.		
Sept. 29, 2020	— Signed G Shaq Calhoun to the Practice Squad.		
Sept. 30, 2020	— Signed LB Kendall Donnerson (FA) to the Practice Squad; Released OT Josh Knipfel from the Practice Squad.		
Oct. 3, 2020	— Signed G Alex Redmond off the Practice Squad; Placed DT Mike Daniels on the Reserve/Injured list; Elevated DT Freedom Akinmoladun and CB Torry McTyer from the Practice Squad to the active roster (both standard elevations).		
Oct. 5, 2020	— DT Freedom Akinmoladun and CB Torry McTyer reverted from the active roster to the Practice Squad.		
Oct. 10, 2020	— Elevated DT Kahlil McKenzie and CB Torry McTyer from the Practice Squad to the active roster (both standard elevations).		
Oct. 12, 2020	— Signed DT Xavier Williams (FA); Placed DT D.J. Reader on the Reserve/Injured list; DT Kahlil McKenzie and CB Torry McTyer reverted from the active roster to the Practice Squad.		
Oct. 15, 2020	— Placed DE Sam Hubbard on the Reserve/Injured list.		
Oct. 17, 2020	— Signed DT Kahlil McKenzie off the Practice Squad.		
Oct. 19, 2020	— Signed DT Margus Hunt (FA); Waived DT Andrew Brown .		
Oct. 20, 2020	— Signed DT Andrew Brown to the Practice Squad.		
Oct. 21, 2020	— Announced that DT Mike Daniels was designated for return from the Reserve/Injured list and eligible to practice.		
Oct. 24, 2020	— Activated DT Mike Daniels to the active roster from the Reserve/Injured list; Waived DT Kahlil McKenzie ; Placed CB Torry McTyer on the Practice Squad/Injured list; Elevated CB Winston Rose from the Practice Squad to the active roster (standard elevation).		
Oct. 26, 2020	— WR Winston Rose reverted from the active roster to the Practice Squad.		
Oct. 27, 2020	— Signed CB Jalen Davis (FA) and DT Kahlil McKenzie to the Practice Squad.		
Oct. 28, 2020	— Acquired G/C B.J. Finney and a seventh-round draft pick in the 2021 draft in a trade with Seattle for DE Carlos Dunlap .		
Oct. 30, 2020	— Signed G Quinton Spain to the Practice Squad; Released DE Kendall Futrell from the Practice Squad.		
Oct. 31, 2020	— Elevated G Shaq Calhoun and G Quinton Spain from the Practice Squad to the active roster (both standard elevations).		
Nov. 2, 2020	— G Shaq Calhoun and G Quinton Spain reverted from the active roster to the Practice Squad.		
Nov. 3, 2020	— Signed CB Brian Allen to the Practice Squad; Released LB Kendall Donnerson from the Practice Squad.		
Nov. 6, 2020	— Placed G/OT Fred Johnson and CB Trae Waynes (Reserve/Injured list) on the Reserve/COVID-19 list.		
Nov. 7, 2020	— Placed CB Mackensie Alexander and LB Jordan Evans on the Reserve/COVID-19 list.		
Nov. 9, 2020	— Placed DT Margus Hunt on the Reserve/COVID-19 list.		
Nov. 10, 2020	— Announced that DE Sam Hubbard was designated for return from the Reserve/Injured list and eligible to practice.		
Nov. 11, 2020	— Acquired DE Takk McKinley on waivers from Atlanta; Announced that G Xavier Su'a-Filo was designated for return from the Reserve/Injured list and eligible to practice; Activated CB Mackensie Alexander and LB Jordan Evans to the active roster from the Reserve/COVID-19 list; Placed CB Brian Allen (Practice Squad) and CB Winston Rose (Practice Squad) on the Reserve/COVID-19 list; Signed OT O'Shea Dugas to the Practice Squad.		

Nov. 14, 2020	— Activated DE Sam Hubbard to the active roster from the Reserve/Injured list; Placed CB Darius Phillips on the Reserve/Injured list; Placed WR John Ross on the Reserve/Injured list; Elevated CB Jalen Davis and WR Stanley Morgan from the Practice Squad to the active roster (both standard elevations); Elevated DT Kahlil McKenzie and G Quinton Spain from the Practice Squad to the active roster (both COVID-19 Replacements).	Dec. 16, 2020	— Placed DT Geno Atkins on the Reserve/Injured list; Activated DE Amani Bledsoe to the active roster from the Reserve/COVID-19 list.
Nov. 16, 2020	— CB Jalen Davis , DT Kahlil McKenzie , WR Stanley Morgan and G Quinton Spain reverted from the active roster to the Practice Squad; Announced that CB Brian Allen returned to the Practice Squad from the Reserve/COVID-19 list.	Dec. 17, 2020	— Signed QB Kyle Shurmur (FA) to the Practice Squad.
Nov. 17, 2020	— Waived DE Takk McKinley (failed physical); Released OT O'Shea Dugas from the Practice Squad.	Dec. 21, 2020	— Elevated QB Kevin Hogan from the Practice Squad to the active roster (standard elevation); Placed CB Brian Allen (Practice Squad) on the Reserve/COVID19 list.
Nov. 18, 2020	— Signed CB Trajan Bandy (FA) and CB Donnie Lewis (FA) to the Practice Squad; Placed DE Freedom Akinmoladun (Practice Squad) and S Trayvon Henderson (Practice Squad) on the Reserve/COVID-19 list; Announced that CB Trae Waynes returned to Reserve/Injured list from Reserve/COVID-19 list.	Dec. 22, 2020	— QB Kevin Hogan reverted from the active roster to the Practice Squad.
Nov. 20, 2020	— Activated DT/DE Margus Hunt and G/OT Fred Johnson to the active roster from the Reserve/COVID-19 list; Placed WR Stanley Morgan (Practice Squad) on the Reserve/COVID-19 list.	Dec. 23, 2020	— Announced that CB Tony Brown was designated for return from the Reserve/Injured list and eligible to practice.
Nov. 21, 2020	— Placed HB Joe Mixon on the Reserve/Injured list; Elevated CB Jalen Davis and G Quinton Spain from the Practice Squad to the active roster (both standard elevations); Announced that S Trayvon Henderson returned to the Practice Squad from the Reserve/COVID-19 list.	Dec. 26, 2020	— Activated CB Tony Brown to the active roster from the Reserve/Injured list; Elevated WR Trenton Irwin and LB Keandre Jones from the Practice Squad to the active roster (both standard elevations); Waived S Trayvon Henderson .
Nov. 23, 2020	— Placed QB Joe Burrow on the Reserve/Injured list; CB Jalen Davis and G Quinton Spain reverted from the active roster to the Practice Squad; Signed QB Brandon Allen and G Quinton Spain off the Practice Squad.	Dec. 28, 2020	— WR Trenton Irwin and LB Keandre Jones reverted from the active roster to the Practice Squad.
Nov. 25, 2020	— Placed WR Auden Tate and C B.J. Finney on the Reserve/COVID-19 list; Announced that CB Winston Rose returned to the Practice Squad from the Reserve/COVID-19 list; DT Andrew Brown signed off Practice Squad by Houston.	Dec. 29, 2020	— Signed S Trayvon Henderson to the Practice Squad.
Nov. 28, 2020	— Signed CB Jalen Davis off the Practice Squad; Signed QB Kevin Hogan (FA) to the Practice Squad; Activated WR Auden Tate and C B.J. Finney to the active roster from the Reserve/COVID-19 list.	Dec. 31, 2020	— Placed C B.J. Finney on the Reserve/Non-Football Injury list.
Dec. 2, 2020	— Activated G Xavier Su'a-Filo to the active roster from the Reserve/Injured list; Placed WR Auden Tate on the Reserve/Injured list; Announced that CB Darius Phillips was designated for return from the Reserve/Injured list and eligible to practice; Announced that DT Freedom Akinmoladun and WR Stanley Morgan returned to the Practice Squad from the Reserve/COVID-19 list; Signed LS Dan Godsil (FA) to the Practice Squad.	Jan. 1, 2021	— Signed TE Mitchell Wilcox off the Practice Squad; Announced that CB Brian Allen returned to the Practice Squad from the Reserve/COVID-19 list.
Dec. 5, 2020	— Placed CB Tony Brown on the Reserve/Injured list; Elevated WR Stanley Morgan from the Practice Squad to active roster (standard elevation).	Jan. 2, 2021	— Signed DT Kahlil McKenzie off the Practice Squad; Placed DT Mike Daniels on the Reserve/COVID-19 list; Elevated LB Keandre Jones and CB Winston Rose from the Practice Squad to the active roster (both standard elevations).
Dec. 6, 2020	— Placed DE Amani Bledsoe on the Reserve/COVID-19 list; Elevated DT Kahlil McKenzie from the Practice Squad to the active roster (COVID-19 replacement).	Jan. 4, 2021	— WR Trenton Irwin and WR Winston Rose reverted from the active roster to the Practice Squad; CB Brian Allen signed off Practice Squad by Cleveland; Signed the following 10 players to the Reserve/Future list: DT Freedom Akinmoladun , LS Dan Godsil , S Trayvon Henderson , WR Trenton Irwin , LB Keandre Jones , CB Donnie Lewis , HB Jacques Patrick , CB Winston Rose , QB Kyle Shurmur and WR Scotty Washington .
Dec. 7, 2020	— DT Kahlil McKenzie and WR Stanley Morgan reverted from the active roster to the Practice Squad; S Shawn Williams placed by the NFL on the Reserve/Suspended by Commissioner list.	Jan. 6, 2021	— G Shaw Calhoun signed off Practice Squad by Arizona (to Cardinals' Reserve/Future list).
Dec. 9, 2020	— Activated CB Darius Phillips to the active roster from the Reserve/Injured list; Placed OT Jonah Williams on the Reserve/Injured list.	Jan. 11, 2021	— The Practice Squad contracts expired for CB Trahan Bandy , QB Kevin Hogan and CB Torry McTyer (Practice Squad/Injured list).
Dec. 12, 2020	— Signed S Trayvon Henderson and WR Stanley Morgan off the Practice Squad; Elevated DT Kahlil McKenzie from the Practice Squad to the active roster (COVID-19 replacement).	Jan. 12, 2021	— Activated DT Mike Daniels to the active roster from the Reserve/COVID-19 list.
Dec. 14, 2020	— The suspension of S Shawn Williams was lifted, returning him to the active roster; DT Kahlil McKenzie reverted from the active roster to the Practice Squad.	March 3, 2021	— Signed LS Clark Harris * to a contract extension; Signed CB Jalen Davis * to a contract extension.
		March 5, 2021	— Terminated the contract of C B.J. Finney .
		March 10, 2021	— Signed QB Brandon Allen * to a contract extension.
		March 16, 2021	— Signed S Brandon Wilson * to a contract extension.
		March 17, 2021	— The contracts expired for the following 23 players, rendering them unrestricted free agents: CB Mackensie Alexander , K Randy Bullock , LB Josh Byrnes , TE Cethan Carter , DT Christian Covington , DT Mike Daniels , WR Alex Erickson , LB Jordan Evans , WR A.J. Green , P Kevin Huber , DT/DE Margus Hunt , CB William Jackson III , DE Carl Lawson , HB Samaje Perine , G Alex Redmond , WR John Ross III , CB LeShaun Sims , G Quinton Spain , WR Mike Thomas , S Shawn Williams and DT Xavier Williams ; The contract expired for the potential exclusive rights player DE Amani Bledsoe (received no qualifying offer), rendering him a free agent; The contract expired for the potential restricted free agent CB Tony Brown (received no qualifying offer), rendering him a free agent.
		March 18, 2021	— Re-signed CB Tony Brown (FA); DE Carl Lawson (UFA-Cin.) signed with the N.Y. Jets.
		March 19, 2021	— Signed the following four unrestricted free agents: CB Chidobe Awuzie (UFA-Dall.), DE Trey Hendrickson (UFA-N.O.), CB Mike Hilton (UFA-Pitt.) and DT Larry Ogunjobi (UFA-Cle.); Signed OT Riley Reiff (FA); Acquired a 2021 sixth-round draft choice in a trade with Houston for QB Ryan Finley and a '21 seventh-round draft choice; Terminated the contracts of DT Geno Atkins and OT Bobby Hart ; TE Cethan Carter (UFA-Cin.) signed with

	Miami; WR A.J. Green (UFA-Cin.) signed with Arizona; CB William Jackson (UFA-Cin.) signed with Washington; WR John Ross III (UFA-Cin.) signed with the N.Y. Giants.		
March 22, 2021	— Re-signed P Kevin Huber (UFA-Cin.).		
March 23, 2021	— Signed CB Eli Apple (FA); K Randy Bullock (UFA-Cin.) signed with Detroit.	May 4, 2021	— The following six unrestricted free agents were not asked to re-sign (did not receive UFA tender offer from team): LB Josh Byner , DT Christian Covington , DT/DE Margus Hunt , G Alex Redmond , CB LeShaun Sims and DT Xavier Williams .
March 24, 2021	— Re-signed HB Samaje Perine (UFA-Cin.).		
March 26, 2021	— Re-signed WR Mike Thomas (UFA-Cin.).		
March 28, 2021	— Re-signed LB Jordan Evans (UFA-Cin.).		
March 29, 2021	— Signed S Ricardo Allen (FA); CB Mackensie Alexander (UFA-Cin.) signed with Minnesota.	May 14, 2020	— Signed the following six college free agents: P Drue Chrisman (CFA-Ohio State), LB Darius Hodge (CFA-Marshall), WR Riley Lees (CFA-Northwestern), CB Antonio Phillips (CFA-Ball State), TE Pro Wells (CFA-Texas Christian) and HB Pooka Williams, Jr. (CFA-Kansas); Signed QB Eric Dungey (FA) and TE Cheyenne O'Grady (FA).
March 30, 2021	— Re-signed G Quinton Spain (UFA-Cin.); WR Alex Erickson (UFA-Cin.) signed with Houston.		
March 31, 2021	— Re-signed DE Amani Bledsoe (FA) and DT Mike Daniels (UFA-Cin.); S Shawn Williams (UFA-Cin.) signed with Arizona.	May 17, 2020	— Signed the following seven draft picks: DE Cam Sample (D4a), DT Tyler Shelvin (D4b), OT D'Ante Smith (D4c), K Evan McPherson (D5), C/G Trey Hill (D6a), HB Chris Evans (D6b) and DE Wyatt Hubert (D7); Signed WR Trent Taylor (FA).
April 7, 2021	— Terminated the contract of HB Giovani Bernard .	May 18, 2020	— Signed G Jackson Carman (D2).
April 12, 2021	— Acquired TE Thaddeus Moss on waivers from Washington.	May 26, 2021	— Acquired LB Joe Bachie on waivers from Philadelphia.
April 29, 2021	— Selected one player in the annual NFL Draft: WR Ja'Marr Chase of Louisiana State in Round 1 (fifth overall).	May 27, 2021	— Signed S Kavon Frazier (FA).
April 30, 2021	— Acquired a 2021 second-round draft choice (46th overall) and two '21 fourth-round draft choices (122nd and 139th) in a trade with New England for a '21 second-round draft choice (38th); Selected two players in the annual NFL Draft: G Jackson Carman of Clemson in Round 2 (46th overall) and DE Joseph Ossai of Texas in Round 3 (69th).	June 2, 2021	— Signed WR Ja'Marr Chase (D1) and DE Joseph Ossai (D3); Placed LS Dan Godsil on the Reserve/Retired list.
May 1, 2021	— Selected seven players in the annual NFL Draft: DE Cam Sample of Tulane in Round 4 (111th overall), DT Tyler		

* NOTE: Signed a new contract before pre-existing contract expired.

2020 GAME SUMMARIES

WEEK 1, GAME 1

L.A. Chargers 16, Cincinnati Bengals 13 Sunday, Sept. 13, 2020 at Paul Brown Stadium

The Bengals took the field in the season opener inside a Paul Brown Stadium without fans, due to the COVID-19 pandemic. The game also marked the much-anticipated debut of Bengals rookie QB Joe Burrow, the No. 1 overall pick in the 2020 draft. After a first half in which Burrow was sacked three times and pressured numerous others, Cincinnati's offense found its footing late, but two fourth-quarter turnovers thwarted Cincinnati's chances. HB Joe Mixon fumbled for the first time in more than two years — a span of 541 rushing attempts — leading to a Chargers go-ahead FG. Then, Burrow led a drive to the Chargers' 23-yard line before throwing an INT to Chargers DE Melvin Ingram III. Down three points with 3:08 remaining, Burrow led one final drive that spanned 14 plays and 84 yards. With seven seconds left, he connected for an apparent go-ahead TD with WR A.J. Green, who played for the first time since Dec. 2018, but the play was nullified by an offensive pass interference penalty on Green. K. Randy Bullock then pushed a potential game-tying 31-yard FG wide right with two seconds left, erasing the possibility for an overtime period.

SCORE BY PERIODS	1	2	3	4	OT	PTS.
L.A. Chargers	0	6	0	10	—	16
Cincinnati	7	0	6	0	—	13

TEAM — SCORING PLAY	QTR-LEFT
Cin. — J.Burrow 23 run (R.Bullock kick)	1-2:24
LAC — M.Badgley 24 field goal	2-7:10
LAC — M.Badgley 43 field goal	2-0:00
Cin. — R.Bullock 50 field goal	3-9:12
Cin. — R.Bullock 43 field goal	3-1:32
LAC — J.Kelley 5 run (M.Badgley kick)	4-12:23
LAC — M.Badgley 22 field goal	4-8:56

Missed FGs: M.Badgley (50WR), R.Bullock (31WR). **Attendance:** 0.
Time: 3:17.

TEAM STATISTICS	LAC	CIN.
First downs	19	19
Third down conversions-attempts	6-16	6-14
Total net yards	362	295
Net yards rushing	155	122
Net yards passing	207	173
Pass attempts-completions-interceptions	30-16-0	36-23-1
Sacks against-yards lost	2-1	3-20
Punts-average	5-48.8	6-55.0
Punt returns-yards	2-7	2-29
Kickoff returns-yards	1-46	1-44
Penalties-yards	6-35	7-44
Fumbles-lost	0-0	2-1
Time of possession	30:10	29:50

RUSHING

LAC	ATT	YDS	LG	TD	CIN.	ATT	YDS	LG	TD
A.Ekeler	19	84	13	0	J.Mixon	19	69	14	0
J.Kelley	12	60	26	1	J.Burrow	8	46	23t	1
T.Taylor	6	7	4	0	G.Bernard	1	7	7	0
J.Jackson	2	4	2	0					
TOTALS	39	155	26	1	TOTALS	28	122	23t	1

PASSING

LAC	ATT	CMP	YDS	TD-I	CIN.	ATT	CMP	YDS	TD-I
T.Taylor	30	16	208	0-0	J.Burrow	36	23	193	0-1
TOTALS	30	16	208	0-0	TOTALS	36	23	193	0-1

RECEIVING

LAC	NO	YDS	LG	TD	CIN.	NO	YDS	LG	TD
H.Henry	5	73	33	0	A.Green	5	51	14	0
M.Williams	4	69	37	0	C.Uzomah	4	45	19	0
K.Allen	4	37	13	0	T.Boyd	4	33	11	0
J.Guyton	1	16	16	0	G.Bernard	4	21	10	0
V.Green	1	10	10	0	J.Ross	2	17	15	0
A.Ekeler	1	3	3	0	M.Thomas	2	17	12	0
					D.Sample	1	7	7	0
					J.Mixon	1	2	2	0
TOTALS	16	208	37	0	TOTALS	23	193	19	0

DEFENSE

L.A. Chargers (press box stats) — **ST-AT-TT:** C.Hayward Jr. 12-0-12, K.Murray Jr. 4-4-8, J.Bosa 5-0-5, N.Vigil 3-2-5, L.Joseph 2-2-4, U.Nwosu 2-2-4, C.Harris Jr. 2-1-3, D.King 2-1-3, D.Perryman 1-2-3, M.Ingram 2-0-2, J.Jones 2-0-2, J.Tillery 2-0-2, I.Rochell 1-1-2, D.Square 1-1-2, K.White 1-1-2, M.Davis 1-0-1, R.Jenkins 1-0-1, D.Tranquill 1-0-1. **SKS-YDS:** J.Tillery 1-14, J.Bosa 1-3, U.Nwosu 1-3. **INT-YDS:** M.Ingram 1-0. **PD:** C.Hayward Jr. 2, M.Ingram 1. **FF:** D.Perryman 1. **FR-YDS:** N.Vigil 1-0.

Cincinnati (press box stats) — **ST-AT-TT:** G.Pratt 7-5-12, S.Hubbard 3-6-9, V.Bell 4-4-8, J.Bynes 4-4-8, J.Bates 5-0-5, C.Lawson 4-1-5, W.Jackson 3-1-4, D.Reader 1-3-4, A.Davis-Gaither 3-0-3, C.Dunlap 1-2-3, C.Covington 0-3-3, L.Wilson 2-0-2, M.Daniels 1-1-2, A.Brown 0-1-1, K.Kareem 0-1-1, D.Phillips 0-1-1. **SKS-YDS:** C.Lawson 1-1, J.Bynes 1-0. **INT-YDS:** None. **PD:** J.Bates 2, W.Jackson 2, D.Phillips 1. **FF:** None. **FR-YDS:** None.

WEEK 2, GAME 2

Cleveland Browns 35, Cincinnati Bengals 30 Thursday night, Sept. 17, 2020 at FirstEnergy Stadium

Cleveland's FirstEnergy Stadium had 6000 fans in attendance for a Thursday Night Football matchup in what was Ohio's first major sporting event with fans present in six months, due to the COVID-19 pandemic. Bengals rookie QB Joe Burrow, who was making his second career start, set an NFL rookie record for completions in a game with 37, but he did so on 61 passing attempts, the most ever by a Cincinnati QB in a non-overtime contest. Cincinnati ran 30 more plays than Cleveland (83-53), had a seven-minute edge in time of possession, and converted all five of its fourth-down attempts. But the Bengals struggled to stop Cleveland's rushing attack, as the Browns racked up 215 rushing yards and three TDs behind RBs Nick Chubb and Kareem Hunt. Cincinnati failed to record a sack, while Cleveland took down Burrow three times and pressured him numerous others. The Bengals dropped to 0-2, while the Browns improved to 1-1.

SCORE BY PERIODS	1	2	3	4	OT	PTS.
Cincinnati	3	10	3	14	—	30
Cleveland	7	14	7	7	—	35

TEAM — SCORING PLAY	QTR-LEFT
Cin. — R.Bullock 38 field goal	1-7:13
Cle. — N.Chubb 11 run (C.Parkey kick)	1-1:48
Cle. — O.Beckham 43 pass from B.Mayfield (C.Parkey kick)	2-11:54
Cin. — C.Uzomah 23 pass from J.Burrow (R.Bullock kick)	2-9:00
Cle. — K.Hunt 6 pass from B.Mayfield (C.Parkey kick)	2-1:31
Cin. — R.Bullock 43 field goal	2-0:02
Cle. — N.Chubb 1 run (C.Parkey kick)	3-5:45
Cin. — R.Bullock 27 field goal	3-0:20
Cin. — M.Thomas 4 pass from J.Burrow (R.Bullock kick)	4-5:55
Cle. — K.Hunt 1 run (C.Parkey kick)	4-3:55
Cin. — T.Boyd 9 pass from J.Burrow (R.Bullock kick)	4-0:43

Missed FGs: None. **Attendance:** 6000. **Time:** 3:21.

TEAM STATISTICS	CIN.	CLE.
First downs	30	23
Third down conversions-attempts	8-18	5-8
Total net yards	353	434
Net yards rushing	68	215
Net yards passing	285	219
Pass attempts-completions-interceptions	61-37-0	23-16-1
Sacks against-yards lost	3-31	0-0
Punts-average	2-49.0	1-43.0
Punt returns-yards	0-0	1-13
Kickoff returns-yards	2-87	0-0
Penalties-yards	4-45	8-76
Fumbles-lost	2-1	0-0
Time of possession	33:39	26:21

RUSHING

CIN.	ATT	YDS	LG	TD	CLE.	ATT	YDS	LG	TD
J.Mixon	16	46	9	0	N.Chubb	22	124	26	2
J.Burrow	7	19	7	0	K.Hunt	10	86	33	1
G.Bernard	1	3	3	0	B.Mayfield	3	5	8	0
TOTALS	24	68	9	0	TOTALS	35	215	33	3

PASSING

CIN.	ATT	CMP	YDS	TD-I	CLE.	ATT	CMP	YDS	TD-I
J.Burrow	61	37	316	3-0	B.Mayfield	23	16	219	2-1
TOTALS	61	37	316	3-0	TOTALS	23	16	219	2-1

RECEIVING

CIN.	NO	YDS	LG	TD	CLE.	NO	YDS	LG	TD
T.Boyd	7	72	17	1	O.Beckham	4	74	43t	1
D.Sample	7	45	10	0	J.Landry	3	46	21	0
G.Bernard	5	22	6	0	K.Hodge	2	39	26	0
C.Uzomah	4	42	23t	1	A.Hooper	2	22	11	0
J.Mixon	4	40	18	0	K.Hunt	2	15	9	1
M.Thomas	4	31	14	1	H.Bryant	1	14	14	0
T.Higgins	3	35	18	0	N.Chubb	1	9	9	0
A.Green	3	29	15	0	A.Janovich	1	0	0	0
TOTALS	37	316	23	3	TOTALS	16	219	43t	2

DEFENSE

Cincinnati (press box stats) — **ST-AT-TT:** J.Bates 3-7-10, J.Bynes 3-5-8, V.Bell 1-7-8, D.Reader 3-3-6, W.Jackson 4-1-5, M.Alexander 2-2-4, D.Phillips 2-1-3, C.Covington 1-2-3, C.Dunlap 1-2-3, S.Hubbard 1-2-3, F.Akinmoladun 1-1-2, A.Bledsoe 1-1-2, G.Pratt 1-1-2, K.Kareem 1-0-1. **SKS-YDS:** None. **INT-YDS:** W.Jackson 1-30. **PD:** W.Jackson 1. **FF:** None. **FR-YDS:** None.

Cleveland (press box stats) — **ST-AT-TT:** A.Sendejo 7-3-10, T.Thomas 9-0-9, M.Smith 5-4-9, B.Goodson 6-1-7, S.Richardson 4-2-6, K.Joseph 3-3-6, S.Takitaki 3-2-5, P.Gustin 2-2-4, M.Garrett 3-0-3, D.Ward 2-1-3, J.Jackson 1-2-3, A.Clayborn 1-1-2, T.Mitchell 1-1-2, R.Harrison 1-0-1, J.Elliott 0-1-1, L.Ogunjobi 0-1-1. **SKS-YDS:** A.Clayborn 1-11, M.Garrett 1-11, S.Richardson 1-9. **INT-YDS:** None. **PD:** T.Mitchell 3, D.Ward 3, B.Goodson 1. **FF:** M.Garrett 1. **FR-YDS:** J.Jackson 1-0.

WEEK 3, GAME 3**Cincinnati Bengals 23, Philadelphia Eagles 23**
Sunday, Sept. 27, 2020 at Lincoln Financial Field

The Bengals and Eagles battled to the second tie in series history, inside a Lincoln Financial Field without fans due to the COVID-19 pandemic. Bengals QB Joe Burrow, who was making his third career start, threw for 312 yards and two TDs — both to fellow rookie Tee Higgins — and posted his first career 100-plus passer rating. But Cincinnati struggled to block Philadelphia's defensive front, as the Eagles sacked Burrow eight times and allowed only 48 yards rushing. Still, Cincinnati led the entire fourth quarter, until Eagles QB Carson Wentz scored on a seven-yard scramble with 21 seconds left to force overtime. Cincinnati's offense slowed in OT, producing just two first downs. Philadelphia lined up for a potential game-winning 59-yard FG with 19 seconds left in the extra period, but after a false start, the Eagles reconsidered and punted. The Bengals and Eagles both fell to 0-2-1.

SCORE BY PERIODS	1	2	3	4	OT	PTS.
Cincinnati.....	0	10	7	6	0	23
Philadelphia.....	0	13	3	7	0	23

TEAM — SCORING PLAY	QTR.-LEFT
Phil. — J.Elliott 27 field goal.....	2-14:57
Cin. — R.Bullock 48 field goal.....	2-7:33
Phil. — J.Elliott 42 field goal.....	2-2:47
Cin. — T.Higgins 1 pass from J.Burrow (R.Bullock kick).....	2-1:29
Phil. — G.Ward 29 pass from C.Wentz (J.Elliott kick).....	2-0:16
Phil. — J.Elliott 54 field goal.....	3-8:39
Cin. — T.Higgins 4 pass from J.Burrow (R.Bullock kick).....	3-2:22
Cin. — R.Bullock 31 field goal.....	4-14:52
Cin. — R.Bullock 25 field goal.....	4-3:05
Phil. — C.Wentz 7 run (J.Elliott kick).....	4-0:21

Missed FGs: None. **Attendance:** 0. **Time:** 3:48.

TEAM STATISTICS	CIN.	PHIL.
First downs.....	24	27
Third down conversions-attempts.....	3-13	10-21
Total net yards.....	304	381
Net yards rushing.....	48	175
Net yards passing.....	256	206
Pass attempts-completions-interceptions.....	44-31-0	47-29-2
Sacks against-yards lost.....	8-56	3-19
Punts-average.....	7-42.6	6-47.3
Punt returns-yards.....	4-37	2-2
Kickoff returns-yards.....	2-39	0-0
Penalties-yards.....	9-73	11-93
Fumbles-lost.....	0-0	2-0
Time of possession.....	32:16	37:44

RUSHING

CIN.	ATT	YDS	LG	TD	PHIL.	ATT	YDS	LG	TD
J.Mixon	17	49	11	0	M.Sanders	18	95	19	0
J.Burrow	1	-1	-1	0	C.Wentz	9	65	24	1
					C.Clement	3	8	5	0
					J.Hurts	2	8	8	0
					B.Scott	3	5	4	0
					G.Ward	1	-6	-6	0
TOTALS	18	48	11	0	TOTALS	36	175	24	1

PASSING

CIN.	ATT	CMP	YDS	TD-I	PHIL.	ATT	CMP	YDS	TD-I
J.Burrow	44	31	312	2-0	C.Wentz	47	29	225	1-2
TOTALS	44	31	312	2-0	TOTALS	47	29	225	1-2

RECEIVING

CIN.	NO	YDS	LG	TD	PHIL.	NO	YDS	LG	TD
T.Boyd	10	125	25	0	G.Ward	8	72	29	1
T.Higgins	5	40	16	2	Z.Ertz	7	70	30	0
A.Green	5	36	12	0	M.Sanders	4	12	7	0
G.Bernard	3	55	42	0	D.Burnett	3	19	10	0
A.Tate	2	29	19	0	J.Hightower	2	19	11	0
J.Mixon	2	16	14	0	R.Rodgers	2	15	12	0
M.Thomas	2	9	7	0	D.Jackson	2	11	9	0
D.Sample	1	1	1	0	D.Goedert	1	7	7	0
C.Carter	1	1	1	0					
TOTALS	31	312	42	2	TOTALS	29	225	30	1

DEFENSE

Cincinnati (press box stats) — **ST-AT-TT:** C.Dunlap 9-0-9, M.Alexander 7-1-8, C.Lawson 4-4-8, V.Bell 3-5-8, J.Bynes 4-3-7, J.Bates 2-5-7, G.Pratt 3-3-6, L.Wilson 5-0-5, S.Hubbard 4-0-4, W.Jackson 4-0-4, D.Phillips 3-1-4, L.Sims 2-0-2, A.Davis-Gaither 1-1-2, D.Reader 1-1-2, K.Kareem 0-2-2, C.Covington 1-0-1. **SKS-YDS.:** C.Lawson 2-13, S.Hubbard 1-6. **INT-YDS.:** L.Sims 1-0, L.Wilson 1-0. **PD:** J.Bates 1, C.Dunlap 1, D.Phillips 1, G.Pratt 1, D.Reader 1, L.Sims 1, L.Wilson 1. **FF:** C.Lawson 1. **FR-YDS.:** None.

Philadelphia (press box stats) — **ST-AT-TT:** N.Gerry 4-4-8, A.Maddox 7-0-7, D.Slay 7-0-7, C.LeBlanc 6-1-7, B.Graham 5-0-5, J.Mills 3-2-5, R.McLeod 2-3-5, D.Barnett 4-0-4, T.Williams 2-1-3, T.Edwards 1-2-3, F.Cox 2-0-2, J.Sweat 1-1-2, M.Jackson 0-2-2, G.Avery 1-0-1, N.Robey 1-0-1, A.Singleton 0-1-1. **SKS-YDS.:** B.Graham 2-16, D.Barnett 2-11, J.Mills 1.5-11.5, F.Cox 1-7, J.Sweat 1-7, M.Jackson 0.5-3.5. **INT-YDS.:** None. **PD:** M.Epps 1, N.Gerry 1, A.Maddox 1, N.Robey 1, D.Slay 1, T.Williams 1. **FF:** None. **FR-YDS.:** None.

WEEK 4, GAME 4**Cincinnati Bengals 33, Jacksonville Jaguars 25**
Sunday, Oct. 4, 2020 at Paul Brown Stadium

Cincinnati earned its first win of 2020. It was the also the first win in the career of Bengals rookie QB Joe Burrow, who passed for an even 300 yards and became the first rookie in NFL history to throw for at least 300 yards in three consecutive games. But the day's biggest performance came from Bengals HB Joe Mixon, who revealed after the game that he was in the hospital the night before due to a chest injury. After getting the green light to play from the Bengals' medical staff on Sunday morning, Mixon scored three TDs (two rushing, one receiving) and recorded 181 yards from scrimmage, including 121 of his 151 rushing yards in the second half during a steady rain. Cincinnati's offense posted 500 total yards, and for the first time since 1988 recorded at least 200 rushing yards and 300 passing yards in a single game. Cincinnati moved to 1-2-1, and Jacksonville fell to 1-3.

SCORE BY PERIODS	1	2	3	4	OT	PTS.
Jacksonville.....	7	6	0	12	—	25
Cincinnati.....	3	7	17	6	—	33

TEAM — SCORING PLAY	QTR.-LEFT
Cin. — R.Bullock 35 field goal.....	1-2:41
Jax. — D.Chark 11 pass from G.Minshew (A.Rosas kick).....	1-0:21
Jax. — A.Rosas 32 field goal.....	2-3:45
Cin. — J.Mixon 9 pass from J.Burrow (R.Bullock kick).....	2-0:56
Jax. — A.Rosas 20 field goal.....	2-0:03
Cin. — J.Mixon 34 run (R.Bullock kick).....	3-12:29
Cin. — J.Mixon 23 run (R.Bullock kick).....	3-8:28
Cin. — R.Bullock 40 field goal.....	3-3:29
Jax. — A.Rosas 50 field goal.....	4-14:33
Cin. — R.Bullock 46 field goal.....	4-9:20
Jax. — D.Chark 2 pass from G.Minshew (pass failed).....	4-6:14
Cin. — R.Bullock 30 field goal.....	4-1:46
Jax. — A.Rosas 30 field goal.....	4-0:08

Missed FGs: A.Rosas (48WL). **Attendance:** 6,243. **Time:** 3:10.

TEAM STATISTICS	JAX.	CIN.
First downs.....	25	28
Third down conversions-attempts.....	2-10	4-11
Total net yards.....	429	505
Net yards rushing.....	89	205
Net yards passing.....	340	300
Pass attempts-completions-interceptions.....	40-27-1	36-25-1
Sacks against-yards lost.....	3-11	1-0
Punts-average.....	2-44.0	1-40.0
Punt returns-yards.....	0-0	0-0
Kickoff returns-yards.....	0-0	2-26
Penalties-yards.....	6-49	7-73
Fumbles-lost.....	0-0	0-0
Time of possession.....	26:49	33:11

RUSHING

JAX.	ATT	YDS	LG	TD	CIN.	ATT	YDS	LG	TD
J.Robinson	17	75	14	0	J.Mixon	25	151	34	2
G.Minshew	2	9	7	0	G.Bernard	2	19	11	0
L.Shenault	1	5	5	0	T.Higgins	1	13	13	0
					J.Burrow	4	11	11	0
					A.Erickson	1	7	7	0
					T.Boyd	1	4	4	0
TOTALS	20	89	14	0	TOTALS	34	205	34	2

PASSING

JAX.	ATT	CMP	YDS	TD-I	CIN.	ATT	CMP	YDS	TD-I
G.Minshew	40	27	351	2-1	J.Burrow	36	25	300	1-1
TOTALS	40	27	351	2-1	TOTALS	36	25	300	1-1

RECEIVING

JAX.	NO	YDS	LG	TD	CIN.	NO	YDS	LG	TD
D.Chark	8	95	22	2	T.Boyd	7	90	20	0
L.Shenault	5	86	28	0	J.Mixon	6	30	14	1
K.Cole	4	46	20	0	T.Higgins	4	77	30	0
J.Robinson	4	32	14	0	D.Sample	3	47	23	0
C.Conley	3	44	33	0	C.Carter	1	24	24	0
T.Eifert	2	22	13	0	A.Tate	1	15	15	0
J.O'Shaughnessy	1	26	26	0	A.Erickson	1	9	9	0
					M.Thomas	1	5	5	0
					A.Green	1	3	3	0
TOTALS	27	351	33	2	TOTALS	25	300	30	1

DEFENSE

Jacksonville (press box stats) — **ST-AT-TT:** J.Jones 7-4-11, A.Wingard 5-4-9, C.Claybrooks 6-2-8, J.Schobert 3-4-7, D.Allen 2-3-5, D.Hamilton 1-4-5, M.Jack 3-1-4, D.Hayden 3-0-3, D.Smoot 3-0-3, J.Allen 2-0-2, D.Costin 2-0-2, T.Herdon 2-0-2, T.Bryan 1-1-2, C.Henderson 1-1-2, C.Marsh 1-1-2, A.Jones 1-0-1, K.Chaisson 0-1-1. **SKS-YDS.:** J.Allen 1-0. **INT-YDS.:** M.Jack 1-0. **PD:** C.Claybrooks 1, D.Hayden 1, M.Jack 1, S.Jones 1, A.Wingard 1. **FF:** None. **FR-YDS.:** None.

Cincinnati (press box stats) — **ST-AT-TT:** J.Bates 6-4-10, L.Sims 6-2-8, W.Jackson 4-1-5, V.Bell 3-2-5, D.Reader 2-3-5, S.Hubbard 3-1-4, G.Pratt 2-2-4, J.Bynes 1-3-4, C.Covington 1-3-4, D.Phillips 2-1-3, A.Davis-Gaither 1-1-2, J.Evans 1-1-2, A.Bledsoe 0-2-2, A.Brown 1-0-1, S.Williams 1-0-1, C.Dunlap 0-1-1, C.Lawson 0-1-1. **SKS-YDS.:** J.Evans 1-7, A.Brown 1-4, A.Davis-Gaither 0.5-0, C.Lawson 0.5-0. **INT-YDS.:** J.Evans 1-0. **PD:** J.Bates 2, C.Dunlap 1, J.Evans 1, L.Sims 1. **FF:** None. **FR-YDS.:** None.

WEEK 5, GAME 5**Baltimore Ravens 27, Cincinnati Bengals 3**
Sunday, Oct. 11, 2020 at M&T Bank Stadium

In the first-ever meeting between Bengals QB Joe Burrow and Ravens QB Lamar Jackson, the Ravens jumped out to a 17-0 lead by the first play of the second quarter before cruising the rest of the way to a 27-3 win. Cincinnati's offense couldn't find traction against a stout Baltimore defense that sacked Burrow seven times and held HB Joe Mixon to 2.5 yards per carry. Cincinnati's offense struggled particularly on third downs, converting just three of 16 opportunities on the day. Jackson completed only 51 percent of his passes against a resilient Bengals defense that kept the game within reach into the fourth quarter, but three Cincinnati turnovers, including a fumble that Baltimore returned for a TD, proved too much to overcome. Cincinnati dropped to 1-3-1, while Baltimore improved to 4-1.

SCORE BY PERIODS	1	2	3	4	OT	PTS.
Cincinnati.....	0	0	0	3	—	3
Baltimore.....	10	7	3	7	—	27

TEAM — SCORING PLAY	QTR.-LEFT
Balt. — J.Tucker 46 field goal.....	1-10:40
Balt. — M.Andrews 5 pass from L.Jackson (J.Tucker kick).....	1-0:40
Balt. — M.Brown 2 pass from L.Jackson (J.Tucker kick).....	2-14:56
Balt. — J.Tucker 39 field goal.....	3-2:36
Balt. — P.Queen 53 fumble recovery return (J.Tucker kick).....	4-8:21
Cin. — R.Bullock 38 field goal.....	4-0:32

Missed FGs: J.Tucker (61WR). **Attendance:** 0. **Time:** 2:57.

TEAM STATISTICS	CIN.	BALT.
First downs.....	12	17
Third down conversions-attempts.....	3-16	7-15
Total net yards.....	205	332
Net yards rushing.....	70	161
Net yards passing.....	135	171
Pass attempts-completions-interceptions.....	30-19-1	37-19-1
Sacks against-yards lost.....	7-48	1-9
Punts-average.....	7-50.1	4-44.3
Punt returns-yards.....	1-4	3-10
Kickoff returns-yards.....	0-0	1-30
Penalties-yards.....	5-40	4-25
Fumbles-lost.....	3-2	0-0
Time of possession.....	34:39	25:21

RUSHING

CIN.	ATT	YDS	LG	TD	BALT.	ATT	YDS	LG	TD
J.Mixon	24	59	7	0	M.Ingram	11	57	20	0
J.Burrow	3	10	6	0	D.Duvernay	1	42	42	0
M.Thomas	1	1	1	0	J.Dobbins	1	34	34	0
					G.Edwards	7	25	6	0
					L.Jackson	2	3	7	0
					M.Brown	1	1	1	0
					R.Griffin	1	-1	-1	0
TOTALS	28	70	7	0	TOTALS	24	161	42	0

PASSING

CIN.	ATT	CMP	YDS	TD-I	BALT.	ATT	CMP	YDS	TD-I
J.Burrow	30	19	183	0-1	L.Jackson	37	19	180	2-1
TOTALS	30	19	183	0-1	TOTALS	37	19	180	2-1

RECEIVING

CIN.	NO	YDS	LG	TD	BALT.	NO	YDS	LG	TD
J.Mixon	6	35	19	0	M.Brown	6	77	30	1
T.Higgins	4	62	26	0	M.Andrews	6	56	14	1
T.Boyd	4	42	14	0	J.Dobbins	3	21	9	0
D.Sample	2	22	14	0	D.Duvernay	2	17	9	0
A.Tate	1	12	12	0	P.Ricard	1	7	7	0
M.Thomas	1	6	6	0	N.Boyle	1	2	2	0
G.Bernard	1	4	4	0					
TOTALS	19	183	26	0	TOTALS	19	180	30	2

DEFENSE

Cincinnati (press box stats) — **ST-AT-TT:** J.Bynes 2-6-8, J.Bates 6-1-7, G.Pratt 5-1-6, V.Bell 4-2-6, A.Davis-Gaither 3-1-4, A.Bledsoe 1-2-3, C.Covington 1-2-3, S.Hubbard 0-3-3, W.Jackson 2-0-2, L.Sims 2-0-2, S.Williams 1-1-2, C.Dunlap 1-0-1, D.Reader 1-0-1, K.Kareem 0-1-1, C.Lawson 0-1-1, R.McKenzie 0-1-1, L.Wilson 0-1-1. **SKS.-YDS.:** C.Dunlap 1-9. **INT.-YDS.:** L.Wilson 1-0. **PD:** J.Bates 2, D.Phillips 2, A.Davis-Gaither 1, L.Sims 1, D.Reader 1, L.Wilson 1. **FF:** None. **FR-YDS.:** None.

Baltimore (press box stats) — **ST-AT-TT:** P.Queen 6-3-9, C.Clark 5-4-9, J.Ferguson 3-3-6, P.McPhee 5-0-5, M.Humphrey 4-1-5, D.Elliott 2-3-5, M.Peters 4-0-4, T.Bowser 2-2-4, M.Judon 3-0-3, D.Wolfe 3-0-3, M.Harrison 2-1-3, C.Campbell 2-0-2, B.Williams 1-1-2, C.Board 0-2-2, L.Fort 0-2-2, J.Smith 1-0-1, J.Madubuike 0-1-1. **SKS.-YDS.:** M.Peters 1-10, D.Elliott 1-9, M.Humphrey 1-8, C.Clark 1-7, P.McPhee 1-7, P.Queen 1-6, J.Smith 1-1. **INT.-YDS.:** M.Peters 1-12. **PD:** P.McPhee 1, M.Peters 1. **FF:** M.Humphrey 1, M.Peters 1, P.Queen 1. **FR-YDS.:** P.Queen 2-53.

WEEK 6, GAME 6**Indianapolis Colts 31, Cincinnati Bengals 27**
Sunday, Oct. 18, 2020 at Lucas Oil Stadium

The visiting Bengals jumped ahead 21-0 by the first play of the second quarter, against a Colts defense that entered the contest leading the NFL in both total defense and pass defense. But the story of the day was Indianapolis' offense, which shook off a slow start to quickly close the gap to three points at halftime. Colts 38-year old QB Philip Rivers turned in a vintage performance, passing for 371 yards and three TDs, good for a 105.4 rating. Still though, Bengals rookie QB Joe Burrow kept the game close with 313 passing yards of his own, including 125 to fellow rookie Tee Higgins. Down by four points late in the fourth quarter, Burrow led the Bengals deep into Colts territory before throwing an INT with 46 seconds left, sealing a Colts victory. Cincinnati fell to 1-4-1, while Indianapolis improved to 4-2.

SCORE BY PERIODS	1	2	3	4	OT	PTS.
Cincinnati.....	14	10	3	0	—	27
Indianapolis.....	0	21	0	10	—	31

TEAM — SCORING PLAY	QTR.-LEFT
Cin. — G.Bernard 2 run (R.Bullock kick).....	1-11:17
Cin. — J.Burrow 2 run (R.Bullock kick).....	1-3:18
Cin. — J.Mixon 7 run (R.Bullock kick).....	2-14:56
Ind. — T.Burton 1 run (R.Blankenship kick).....	2-12:18
Ind. — R.Bullock 47 field goal.....	2-8:04
Ind. — T.Burton 10 pass from P.Rivers (R.Blankenship kick).....	2-4:38
Ind. — Z.Pascal 17 pass from P.Rivers (R.Blankenship kick).....	2-0:15
Cin. — R.Bullock 55 field goal.....	3-3:32
Ind. — J.Doyle 14 pass from P.Rivers (R.Blankenship kick).....	4-14:55
Ind. — R.Blankenship 40 field goal.....	4-4:03

Missed FGs: R.Bullock (48RU). **Attendance:** 12,453. **Time:** 3:10.

TEAM STATISTICS	CIN.	IND.
First downs.....	22	23
Third down conversions-attempts.....	8-17	7-11
Total net yards.....	398	430
Net yards rushing.....	98	59
Net yards passing.....	300	371
Pass attempts-completions-interceptions.....	39-25-1	44-29-1
Sacks against-yards lost.....	2-13	1-0
Punts-average.....	3-43.7	3-45.7
Punt returns-yards.....	2-12	2-17
Kickoff returns-yards.....	2-40	1-25
Penalties-yards.....	6-20	6-55
Fumbles-lost.....	1-0	1-1
Time of possession.....	34:28	25:32

RUSHING

CIN.	ATT	YDS	LG	TD	IND.	ATT	YDS	LG	TD
J.Mixon	18	54	9	1	J.Taylor	12	60	21	0
T.Boyd	1	25	25	0	T.Burton	1	1	11	1
G.Bernard	8	15	9	1	J.Wilkins	1	-1	-1	0
J.Burrow	3	2	21	1	P.Rivers	1	-1	-1	0
T.Higgins	1	2	2	0					
S.Perine	1	0	0	0					
TOTALS	32	98	25	3	TOTALS	15	59	21	1

PASSING

CIN.	ATT	CMP	YDS	TD-I	IND.	ATT	CMP	YDS	TD-I
J.Burrow	39	25	313	0-1	P.Rivers	44	29	371	3-1
TOTALS	39	25	313	0-1	TOTALS	44	29	371	3-1

RECEIVING

CIN.	NO	YDS	LG	TD	IND.	NO	YDS	LG	TD
A.Green	8	96	19	0	M.Johnson	5	108	55	0
T.Higgins	6	125	67	0	N.Hines	5	27	11	0
T.Boyd	5	54	23	0	T.Burton	4	58	20	1
G.Bernard	3	13	7	0	J.Taylor	4	55	22	0
J.Mixon	2	15	8	0	Z.Pascal	4	54	22	1
M.Thomas	1	10	10	0	J.Doyle	3	29	17	1
					D.Harris	3	29	13	0
					T.Hilton	1	11	11	0
TOTALS	25	313	67	0	TOTALS	29	371	55	3

DEFENSE

Cincinnati (press box stats) — **ST-AT-TT:** V.Bell 9-0-9, J.Bates 5-0-5, D.Phillips 4-0-4, X.Williams 3-1-4, L.Sims 3-0-3, J.Bynes 2-1-3, M.Alexander 2-0-2, W.Jackson 2-0-2, G.Pratt 2-0-2, L.Wilson 2-0-2, A.Bledsoe 1-0-1, A.Davis-Gaither 1-0-1, C.Dunlap 1-0-1, S.Williams 1-0-1, C.Covington 0-1-1, C.Lawson 0-1-1. **SKS.-YDS.:** X.Williams 1-0. **INT.-YDS.:** J.Bates 1-0. **PD:** J.Bates 1, V.Bell 1, W.Jackson 1. **FF:** None. **FR-YDS.:** X.Williams 1-0.

Indianapolis (press box stats) — **ST-AT-TT:** K.Willis 10-0-10, K.Moore 7-1-8, A.Walker 7-0-7, B.Okereke 5-2-7, R.Ya-Sin 6-0-6, D.Buckner 4-1-5, G.Stewart 4-1-5, T.Lewis 2-3-5, X.Rhodes 3-0-3, J.Blackmon 2-0-2, T.Carrie 1-0-1, S.Day 1-0-1, A.Muhammad 1-0-1, D.Autry 0-1-1, T.Stallworth 0-1-1. **SKS.-YDS.:** D.Buckner 1-8, T.Lewis 0.5-2.5, T.Stallworth 0.5-2.5. **INT.-YDS.:** J.Blackmon 1-4. **PD:** X.Rhodes 3, K.Moore 2, B.Okereke 2, R.Ya-Sin 2, J.Blackmon 1, K.Willis 1. **FF:** R.Ya-Sin. **FR-YDS.:** None.

WEEK 7, GAME 7**Cleveland Browns 37, Cincinnati Bengals 34**
Sunday, Oct. 25, 2020 at Paul Brown Stadium

In just their second-ever meeting, QBs Joe Burrow and Baker Mayfield led an offensive shootout between the host Bengals and visiting Browns. Burrow posted 406 passing yards — the sixth-most ever by a rookie — to go with his three passing TDs and one rushing TD. Burrow's day was highlighted by a 10-play, 80-yard drive that ended with a fourth-down, go-ahead TD pass to HB Giovani Bernard with 1:06 to play. But the Browns' offense was equally as impressive. After starting the game with zero completions in his first five attempts with an INT, Mayfield did not throw another incompletion the rest of the contest (save for a spike to stop the clock late). It was the first game in NFL history with five combined go-ahead TD passes in the fourth quarter, and that scoring frenzy was capped by a 24-yard pass from Mayfield to WR Donovan Peoples-Jones with 11 seconds left to give the Browns the win. Cincinnati fell to 1-5-1, while Cleveland improved to 5-2.

SCORE BY PERIODS	1	2	3	4	OT	PTS.
Cleveland	3	7	7	20	—	37
Cincinnati	7	10	3	14	—	34

TEAM — SCORING PLAY **QTR-LEFT**

Cin. — J.Burrow 1 run (R.Bullock kick)	1-6:47
Cle. — C.Parkey 43 field goal	1-1:21
Cin. — R.Bullock 37 field goal	2-11:09
Cle. — H.Bryant 3 pass from B.Mayfield (C.Parkey kick)	2-3:39
Cin. — T.Boyd 11 pass from J.Burrow (R.Bullock kick)	2-0:15
Cle. — H.Bryant 6 pass from B.Mayfield (C.Parkey kick)	3-9:32
Cin. — R.Bullock 23 field goal	3-2:51
Cle. — D.Njoku 16 pass from B.Mayfield (C.Parkey kick)	4-13:13
Cin. — T.Higgins 16 pass from J.Burrow (R.Bullock kick)	4-8:45
Cle. — K.Hunt 8 pass from B.Mayfield (C.Parkey kick)	4-4:53
Cin. — G.Bernard 3 pass from J.Burrow (R.Bullock kick)	4-1:06
Cle. — D.Peoples-Jones 24 pass from B.Mayfield (kick failed, WL)	4-0:11

Missed FGs: None. **Attendance:** 9732. **Time:** 3:12.

TEAM STATISTICS	CLE.	CIN.
First downs	23	31
Third down conversions-attempts	5-7	6-9
Total net yards	398	468
Net yards rushing	82	81
Net yards passing	316	387
Pass attempts-completions-interceptions	29-23-1	48-36-1
Sacks against-yards lost	0-0	4-35
Punts-average	1-50.0	0-0.0
Punt returns-yards	0-0	1-11
Kickoff returns-yards	2-43	4-75
Penalties-yards	5-40	7-45
Fumbles-lost	0-0	3-1
Time of possession	27:05	32:55

RUSHING

CLE.	ATT	YDS	LG	TD	CIN.	ATT	YDS	LG	TD
K.Hunt	18	76	15	0	G.Bernard	13	37	8	0
J.Landry	2	4	5	0	J.Burrow	6	34	12	1
D.Johnson	1	3	3	0	T.Higgins	1	7	7	0
B.Mayfield	1	-1	-1	0	S.Perine	1	3	3	0
TOTALS	22	82	15	0	TOTALS	21	81	12	1

PASSING

CLE.	ATT	CMP	YDS	TD-I	CIN.	ATT	CMP	YDS	TD-I
B.Mayfield	28	22	297	5-1	J.Burrow	47	35	406	3-1
J.Landry	1	1	19	0-0	T.Boyd	1	1	16	0-0
TOTALS	29	23	316	5-1	TOTALS	48	36	422	3-1

RECEIVING

CLE.	NO	YDS	LG	TD	CIN.	NO	YDS	LG	TD
R.Higgins	6	110	30	0	T.Boyd	11	101	16	1
J.Landry	5	48	28	0	A.Green	7	82	22	0
H.Bryant	4	56	35	2	T.Higgins	5	71	27	1
D.Peoples-Jones	3	56	24	1	G.Bernard	5	59	25	1
K.Hunt	3	26	12	1	D.Sample	5	52	16	0
D.Njoku	2	20	16	1	M.Thomas	2	54	29	0
TOTALS	23	316	35	5	S.Perine	1	3	3	0
					TOTALS	36	422	29	3

DEFENSE

Cleveland (press box stats) — **ST-AT-TT:** R.Harrison 6-3-9, B.Goodson 5-2-7, S.Richardson 3-4-7, A.Sendejo 5-1-6, D.Ward 5-1-6, M.Smith 4-1-5, T.Mitchell 4-0-4, M.Wilson 3-1-4, L.Ogunjobi 2-2-4, K.Johnson 1-3-4, M.Garrett 3-0-3, S.Takitaki 2-1-3, O.Vernon 0-2-2, K.Joseph 1-0-1, S.Redwine 1-0-1, V.Taylor 1-0-1, J.Elliott 0-1-1, P.Gustin 0-1-1. **SKS-YDS.:** M.Garrett 2-27, R.Harrison 1-0, K.Johnson 0-5-4, S.Richardson 0-5-4. **INT-YDS.:** B.Goodson 1-7. **PD:** D.Ward 3, T.Mitchell 2, B.Goodson 1, R.Harrison 1, K.Joseph 1, M.Wilson 1. **FF:** M.Garrett 1. **FR-YDS.:** R.Harrison 1-0.

Cincinnati (press box stats) — **ST-AT-TT:** V.Bell 4-4-8, J.Bynes 4-3-7, G.Pratt 4-2-6, M.Alexander 3-1-4, L.Wilson 2-2-4, D.Phillips 3-0-3, K.Kareem 0-3-3, L.Sims 2-0-2, S.Williams 2-0-2, J.Bates 1-1-2, X.Williams 1-0-1, A.Bledsoe 0-1-1, M.Daniels 0-1-1. **SKS-YDS.:** None. **INT-YDS.:** D.Phillips 1-21. **PD:** M.Alexander 1, D.Phillips 1. **FF:** None. **FR-YDS.:** None.

WEEK 8, GAME 8**Cincinnati Bengals 31, Tennessee Titans 20**
Sunday, Nov. 1, 2020 at Paul Brown Stadium

The 5-1 Titans visited Paul Brown Stadium as heavy favorites and faced a one-win Bengals team missing its leading rusher and four starting offensive linemen. The only other game in team history that featured at least four starters along the offensive line who did not start Cincinnati's previous contest was the first game with replacement players during the 1987 player strike. The Bengals' makeshift line, though, held the Titans without a sack and helped Cincinnati record a time-of-possession advantage of nearly 12 minutes. And, despite weather conditions which saw wind gusts up to 35 MPH throughout the afternoon, Bengals rookie QB Joe Burrow completed 70.3 percent of his passes, posted a 106.7 passer rating and had 249 passing yards with two TDs. The Titans, powered by a running game that averaged 7.5 yards per attempt, made a late push with two fourth-quarter TDs, but the Bengals' offense countered with two of their own and held on for a 31-20 win. Bengals HB Giovani Bernard, who filled in for injured starter Joe Mixon, recorded 78 yards from scrimmage and had two TDs — one on a 12-yard run and one on a six-yard pass. Cincinnati improved to 2-5-1, while Tennessee dropped to 5-2.

SCORE BY PERIODS	1	2	3	4	OT	PTS.
Tennessee	0	7	0	13	—	20
Cincinnati	3	14	0	14	—	31

TEAM — SCORING PLAY **QTR-LEFT**

Cin. — R.Bullock 33 field goal	1-9:48
Cin. — S.Perine 1 run (R.Bullock kick)	2-10:26
Tenn. — D.Henry 3 run (S.Gostkowski kick)	2-6:04
Cin. — G.Bernard 12 run (R.Bullock kick)	2-0:32
Cin. — T.Boyd 7 pass from J.Burrow (R.Bullock kick)	4-13:55
Tenn. — A.Brown 9 pass from R.Tannehill (S.Gostkowski kick)	4-11:20
Cin. — G.Bernard 6 pass from J.Burrow (R.Bullock kick)	4-7:30
Tenn. — C.Davis 12 pass from R.Tannehill (pass failed)	4-5:56

Missed FGs: S.Gostkowski (53RU). **Attendance:** 9712. **Time:** 3:09.

TEAM STATISTICS	TENN.	CIN.
First downs	27	27
Third down conversions-attempts	5-9	10-15
Total net yards	441	367
Net yards rushing	218	118
Net yards passing	223	249
Pass attempts-completions-interceptions	30-18-1	37-26-0
Sacks against-yards lost	1-10	0-0
Punts-average	2-36.0	3-43.3
Punt returns-yards	1-3	0-0
Kickoff returns-yards	2-30	4-97
Penalties-yards	7-68	7-45
Fumbles-lost	0-0	1-0
Time of possession	24:03	35:57

RUSHING

TENN.	ATT	YDS	LG	TD	CIN.	ATT	YDS	LG	TD
D.Henry	18	112	21	1	G.Bernard	15	62	12	1
J.McNichols	4	49	17	0	S.Perine	10	32	16	1
D.Foreman	5	37	15	0	J.Burrow	3	9	7	0
R.Tannehill	2	20	15	0	T.Boyd	2	9	5	0
					T.Higgins	2	6	6	0
TOTALS	29	218	21	1	TOTALS	32	118	16	2

PASSING

TENN.	ATT	CMP	YDS	TD-I	CIN.	ATT	CMP	YDS	TD-I
R.Tannehill	30	18	233	2-1	J.Burrow	37	26	249	2-0
TOTALS	30	18	233	2-1	TOTALS	37	26	249	2-0

RECEIVING

TENN.	NO	YDS	LG	TD	CIN.	NO	YDS	LG	TD
C.Davis	8	128	27	1	A.Tate	7	65	15	0
A.Brown	4	24	9	1	T.Higgins	6	78	24	0
A.Firkser	2	36	26	0	T.Boyd	6	67	18	1
J.Smith	2	29	19	0	G.Bernard	3	16	10	1
K.Raymond	1	11	11	0	A.Green	2	19	13	0
K.Blasingame	1	5	5	0	S.Perine	1	2	2	0
					C.Carter	1	2	2	0
TOTALS	18	233	27	2	TOTALS	26	249	24	2

DEFENSE

Tennessee (press box stats) — **ST-AT-TT:** J.Brown 7-5-12, J.Joseph 8-2-10, M.Butler 4-4-8, K.Byard 4-3-7, R.Evans 3-4-7, H.Landry 3-2-5, K.Vaccaro 3-1-4, C.Jackson 2-2-4, J.Simmons 2-2-4, B.Borders 2-1-3, D.Jones 1-1-2, J.Clowney 1-0-1, K.Orr 1-0-1, A.Hooker 0-1-1. **SKS-YDS.:** None. **INT-YDS.:** None. **PD:** M.Butler 1, K.Byard 1, J.Joseph 1, H.Landry 1. **FF:** None. **FR-YDS.:** None.

Cincinnati (press box stats) — **ST-AT-TT:** J.Bates 9-2-11, L.Sims 6-0-6, C.Covington 3-2-5, V.Bell 2-3-5, J.Bynes 2-3-5, G.Pratt 2-3-5, M.Alexander 3-0-3, X.Williams 2-1-3, W.Jackson 2-0-2, L.Wilson 1-1-2, C.Lawson 0-2-2, A.Bledsoe 1-0-1, M.Daniels 1-0-1, K.Kareem 1-0-1, S.Williams 1-0-1. **SKS-YDS.:** L.Wilson 1-10. **INT-YDS.:** J.Bates 1-0. **PD:** J.Bates 2, V.Bell 1, A.Bledsoe 1, S.Williams 1. **FF:** None. **FR-YDS.:** None.

WEEK 10, GAME 9**Pittsburgh Steelers 36, Cincinnati Bengals 10**
Sunday, Nov. 15, 2020 at Heinz Field

After dealing with its first COVID-19 cases over the bye the previous week, Cincinnati traveled to Pittsburgh to take on the undefeated Steelers under some of the most unique circumstances in team history. In all, four eligible players (including practice squad) and four assistant coaches were unavailable for the game for reasons related to COVID-19. And, in addition, five listed Bengals starters were held out of the contest due to unrelated injuries. Cincinnati kept the game close early behind a strong first half from QB Joe Burrow, but the rookie completed just five of his 15 pass attempts for 24 yards over the final two periods. Steelers QB Ben Roethlisberger, who was held out of his team's facility all week due to COVID-19 procedures, threw for 333 yards and four TDs against a depleted Bengals secondary. And after the Bengals lost yet another defensive starter — CB Mackensie Alexander — to injury in the first half, the Steelers used two second-half TD passes to WR Chase Claypool to widen the margin and cruise to a 36-10 win. Cincinnati dropped to 2-6-1, while Pittsburgh improved to 9-0.

SCORE BY PERIODS	1	2	3	4	OT	PTS.
Cincinnati.....	0	7	0	3	—	10
Pittsburgh.....	12	10	7	7	—	36

TEAM — SCORING PLAY	QTR-LEFT
Pitt. — C.Boswell 41 field goal.....	1-11:23
Pitt. — C.Boswell 30 field goal.....	1-4:50
Pitt. — D.Johnson 12 pass from B.Roethlisberger (pass failed).....	1-1:51
Cin. — T.Higgins 2 pass from J.Burrow (R.Bullock kick).....	2-10:37
Pitt. — J.Smith-Schuster 8 pass from B.Roethlisberger (C.Boswell kick).....	2-7:23
Pitt. — C.Boswell 45 field goal.....	2-1:48
Pitt. — C.Claypool 11 pass from B.Roethlisberger (C.Boswell kick).....	3-4:22
Pitt. — C.Claypool 5 pass from B.Roethlisberger (C.Boswell kick).....	4-10:31
Cin. — R.Bullock 37 field goal.....	4-5:05

Missed FGs: None. **Attendance:** 5909. **Time:** 3:16.

TEAM STATISTICS	CIN.	PITT.
First downs.....	16	22
Third down conversions-attempts.....	0-13	6-16
Total net yards.....	324	377
Net yards rushing.....	139	44
Net yards passing.....	185	333
Pass attempts-completions-interceptions.....	40-21-0	46-27-0
Sacks against-yards lost.....	4-28	0-0
Punts-average.....	9-44.6	7-49.3
Punt returns-yards.....	2-13	4-60
Kickoff returns-yards.....	3-63	3-49
Penalties-yards.....	6-65	6-45
Fumbles-lost.....	2-2	0-0
Time of possession.....	29:32	30:28

CIN.	ATT	YDS	LG	TD	PITT.	ATT	YDS	LG	TD
S.Perine	7	48	15	0	J.Conner	13	36	16	0
S.Williams	1	39	39	0	B.Snell	3	12	8	0
G.Bernard	8	30	11	0	B.Roethlisberger	1	0	0	0
T.Williams	5	22	8	0	R.McCloud	1	-1	-1	0
					C.Claypool	2	-3	0	0
TOTALS	21	139	39	0	TOTALS	20	44	16	0

CIN.	ATT	CMP	YDS	TD-I	PITT.	ATT	CMP	YDS	TD-I
J.Burrow	40	21	213	1-0	B.Roethlisberger	46	27	333	4-0
TOTALS	40	21	213	1-0	TOTALS	46	27	333	4-0

CIN.	NO	YDS	LG	TD	PITT.	NO	YDS	LG	TD
T.Higgins	7	115	54	1	J.Smith-Schuster	9	77	24	1
T.Boyd	6	41	20	0	D.Johnson	6	116	46	1
G.Bernard	4	17	13	0	C.Claypool	4	56	15	2
A.Tate	2	24	19	0	E.Ebron	2	38	24	0
D.Sample	1	9	9	0	J.Washington	2	30	16	0
S.Perine	1	7	7	0	J.Conner	2	12	8	0
					R.McCloud	2	4	4	0
TOTALS	21	213	54	1	TOTALS	27	333	46	4

DEFENSE
Cincinnati (press box stats) — **ST-AT-TT:** T.Brown 6-3-9, J.Bates 5-2-7, G.Pratt 4-3-7, W.Jackson 5-1-6, M.Alexander 2-2-4, K.Kareem 3-0-3, V.Bell 2-1-3, J.Davis 2-1-3, S.Hubbard 1-2-3, A.Bledsoe 1-1-2, J.Bynes 1-1-2, C.Lawson 1-1-2, C.Covington 0-2-2, L.Wilson 1-0-1, A.Davis-Gaither 0-1-1, R.McKenzie 0-1-1, X.Williams 0-1-1. **SKS-YDS:** None. **INT-YDS:** None. **PD:** J.Bates 2, V.Bell 2, T.Brown 1, S.Hubbard 1. **FF:** None. **FR-YDS:** None.

Pittsburgh (press box stats) — **ST-AT-TT:** Te.Edmunds 5-3-8, M.Fitzpatrick 6-0-6, R.Spillane 4-1-5, C.Sutton 4-0-4, T.Watt 4-0-4, J.Haden 3-1-4, V.Williams 1-3-4, B.Dupree 2-1-3, T.Alualu 1-2-3, S.Davis 2-0-2, S.Nelson 2-0-2, A.Brooks 1-1-2, S.Tuitt 1-1-2, C.Heyward 0-2-2, C.Davis 1-0-1, A.Highsmith 1-0-1, R.McCloud 1-0-1, A.Williamson 1-0-1, M.Allen 0-1-1. **SKS-YDS:** T.Watt 2-15, B.Dupree 1-7, R.Spillane 1-6. **INT-YDS:** None. **PD:** J.Haden 3, S.Nelson 1. **FF:** C.Sutton 1. **FR-YDS:** S.Nelson 1-0.

WEEK 11, GAME 10**Washington Football Team 20, Cincinnati Bengals 9**
Sunday, Nov. 22, 2020 at FedExField

The visiting Bengals fell at Washington in a contest overshadowed by a serious knee injury to rookie QB Joe Burrow. The Bengals took a 9-7 lead into halftime, thanks to a first half in which the offense ran nearly twice as many plays (42-23) as Washington and had a more than an eight-minute edge in time of possession. Burrow and the offense moved the ball with ease on a Washington team that entered the game leading the NFL in pass defense, as the rookie's 21 first-half completions were the most by a Bengal before halftime in nearly 38 years (Ken Anderson had 27 on Dec. 20, 1982 at San Diego). Burrow was not sacked all day, but early in the third quarter, a Washington defender crashed into his left knee immediately after he released a pass. Burrow exited the field on a cart, and the game's momentum flipped. Burrow's replacement, Ryan Finley, struggled while Washington outscored the Bengals 13-0 the rest of the way. The next day, Bengals head coach Zac Taylor announced that Burrow would have surgery and miss the rest of the season. Cincinnati dropped to 2-7-1, while Washington improved to 3-7.

SCORE BY PERIODS	1	2	3	4	OT	PTS.
Cincinnati.....	0	9	0	0	—	9
Washington.....	7	0	10	3	—	20

TEAM — SCORING PLAY	QTR-LEFT
Wash. — A.Gibson 1 run (D.Hopkins kick).....	1-1:38
Cin. — A.Green 5 pass from J.Burrow (kick failed, WR).....	2-7:32
Cin. — R.Bullock 53 field goal.....	2-1:39
Wash. — S.Sims 3 pass from A.Smith (D.Hopkins kick).....	3-8:58
Wash. — D.Hopkins 32 field goal.....	3-4:47
Wash. — D.Hopkins 50 field goal.....	4-9:44

Missed FGs: R.Bullock (34RU, 58RU), D.Hopkins (38WR).

Attendance: 0. **Time:** 3:02.

TEAM STATISTICS	CIN.	WASH.
First downs.....	18	20
Third down conversions-attempts.....	3-13	4-13
Total net yards.....	272	325
Net yards rushing.....	70	164
Net yards passing.....	202	161
Pass attempts-completions-interceptions.....	44-25-1	25-17-1
Sacks against-yards lost.....	4-31	2-5
Punts-average.....	5-48.6	5-50.4
Punt returns-yards.....	2-19	2-13
Kickoff returns-yards.....	0-0	1-25
Penalties-yards.....	3-31	6-49
Fumbles-lost.....	1-1	1-0
Time of possession.....	29:14	30:46

CIN.	ATT	YDS	LG	TD	WASH.	ATT	YDS	LG	TD
S.Perine	5	19	8	0	A.Gibson	16	94	19	1
R.Finley	1	19	19	0	J.McKissic	6	43	14	0
G.Bernard	9	18	7	0	P.Barber	8	28	11	0
J.Burrow	2	12	10	0	L.Thomas	1	2	2	0
A.Erickson	1	2	2	0	A.Smith	3	-3	-1	0
TOTALS	18	70	19	0	TOTALS	34	164	19	1

CIN.	ATT	CMP	YDS	TD-I	WASH.	ATT	CMP	YDS	TD-I
J.Burrow	34	22	203	1-0	A.Smith	25	17	166	1-1
R.Finley	10	3	30	0-1					
TOTALS	44	25	233	1-1	TOTALS	25	17	166	1-1

CIN.	NO	YDS	LG	TD	WASH.	NO	YDS	LG	TD
T.Boyd	9	85	14	0	T.McLaurin	5	84	42	0
A.Green	4	41	19	1	J.McKissic	3	26	11	0
G.Bernard	4	37	15	0	S.Sims	3	13	7	1
T.Higgins	3	26	25	0	C.Sims	2	20	12	0
D.Sample	2	29	18	0	L.Thomas	2	6	6	0
A.Erickson	1	8	8	0	A.Gibson	1	10	10	0
A.Tate	1	5	5	0	I.Wright	1	7	7	0
S.Perine	1	2	2	0					
TOTALS	25	233	25	1	TOTALS	17	166	42	1

DEFENSE
Cincinnati (press box stats) — **ST-AT-TT:** V.Bell 8-6-14, L.Sims 1-5-6, J.Bynes 3-2-5, C.Lawson 3-2-5, M.Alexander 2-3-5, J.Bates 3-1-4, S.Hubbard 3-1-4, L.Wilson 3-1-4, G.Pratt 2-2-4, W.Jackson 2-1-3, B.Wilson 2-0-2, G.Atkins 1-0-1, C.Covington 1-0-1, K.Kareem 1-0-1, M.Daniels 0-1-1, X.Williams 0-1-1. **SKS-YDS:** C.Lawson 1-5, K.Kareem 1-0. **INT-YDS:** J.Bates 1-12. **PD:** W.Jackson 2, J.Bates 1, V.Bell 1, M.Hunt 1. **FF:** B.Wilson 1. **FR-YDS:** None.

Washington (press box stats) — **ST-AT-TT:** K.Curl 5-4-9, R.Darby 5-1-6, K.Pierre-Louis 4-2-6, J.Bostic 3-0-3, R.Kerrigan 3-0-3, T.Apke 2-1-3, M.Sweat 2-1-3, C.Young 2-1-3, J.Allen 0-3-3, K.Fuller 2-0-2, F.Moreau 2-0-2, C.Holcomb 1-1-2, J.Moreland 1-1-2, J.Smith-Williams 1-1-2, D.Payne 0-2-2, T.Davis 1-0-1, T.Settle 1-0-1. **SKS-YDS:** T.Settle 1-11, M.Sweat 1-8, R.Kerrigan 1-7, J.Moreland 0-5-2.5, J.Smith-Williams 0-5-2.5. **INT-YDS:** F.Moreau 1-0. **PD:** R.Darby 4, K.Fuller 2, F.Moreau 1, C.Young 1. **FF:** C.Young 1. **FR-YDS:** R.Darby 1-0.

WEEK 12, GAME 11**N.Y. Giants 19, Cincinnati Bengals 17**
Sunday, Nov. 29, 2020 at Paul Brown Stadium

QB Brandon Allen started the Bengals' first game after losing standout rookie QB Joe Burrow to a season-ending knee injury. Allen had spent the previous 11 weeks on Cincinnati's practice squad and, due to COVID-19, had been largely isolated from the rest of the team while serving as the team's emergency QB. On Cincinnati's first possession, S Brandon Wilson returned the kickoff 103 yards for a TD, good for the longest play of any kind in team history. Cincinnati's offense, though, struggled for much of the game, as six of its 10 possessions (not including a kneel-down at the end of the first half) ended in three or fewer plays. But the Bengals' defense kept things close and gave Cincinnati a chance to win late. Allen cut New York's lead to two points with a TD pass to rookie WR Tee Higgins with 2:33 left, then Cincinnati's defense forced a Giants three-and-out and a punt. But on Cincinnati's first play, with the ball at the 50-yard line and 57 seconds left, Giants DL Jabaal Sheard sacked Allen and forced a fumble, which the Giants recovered to seal a 19-17 win. The Bengals dropped to 2-8-1, and the Giants improved to 4-7.

SCORE BY PERIODS	1	2	3	4	OT	PTS.
N.Y. Giants.....	7	3	3	6	—	19
Cincinnati.....	7	3	0	7	—	17

TEAM — SCORING PLAY	QTR.-LEFT
NYG — W.Gallman Jr. 1 run (G.Gano kick)	1-10:01
Cin. — B.Wilson 103 kickoff return (R.Bullock kick)	1-9:50
Cin. — R.Bullock 44 field goal	2-3:32
NYG — G.Gano 49 field goal	2-0:21
NYG — G.Gano 40 field goal	3-8:06
NYG — G.Gano 39 field goal	4-11:35
NYG — G.Gano 32 field goal	4-3:54
Cin. — T.Higgins 1 pass from B.Allen (R.Bullock kick)	4-2:33

Missed FGs: None. **Attendance:** 10,208. **Time:** 2:58.

TEAM STATISTICS	NYG	CIN.
First downs.....	19	11
Third down conversions-attempts.....	9-21	3-10
Total net yards.....	386	155
Net yards rushing.....	142	40
Net yards passing.....	244	115
Pass attempts-completions-interceptions.....	38-22-0	29-17-1
Sacks against-yards lost.....	0-0	2-21
Punts-average.....	5-46.6	5-48.6
Punt returns-yards.....	1-8	2-44
Kickoff returns-yards.....	2-25	5-164
Penalties-yards.....	5-51	3-27
Fumbles-lost.....	1-1	2-2
Time of possession.....	37:26	22:34

RUSHING

NYG	ATT	YDS	LG	TD	CIN.	ATT	YDS	LG	TD
W.Gallman	24	94	18	1	G.Bernard	8	32	15	0
D.Jones	6	19	7	0	B.Allen	4	7	4	0
D.Lewis	2	10	7	0	S.Williams	1	7	7	0
A.Morris	4	8	5	0	T.Williams	1	-2	-2	0
C.McCoy	5	7	4	0	A.Erickson	1	-4	-4	0
S.Shepard	1	4	4	0					
TOTALS	42	142	18	1	TOTALS	15	40	15	0

PASSING

NYG	ATT	CMP	YDS	TD-I	CIN.	ATT	CMP	YDS	TD-I
D.Jones	27	16	213	0-0	B.Allen	29	17	136	1-1
C.McCoy	10	6	31	0-0					
G.Tate	1	0	0	0-0					
TOTALS	38	22	244	0-0	TOTALS	29	17	136	1-1

RECEIVING

NYG	NO	YDS	LG	TD	CIN.	NO	YDS	LG	TD
S.Shepard	7	64	16	0	T.Higgins	5	44	18	1
E.Engram	6	129	53	0	D.Sample	4	40	16	0
G.Tate	4	36	13	0	T.Boyd	3	15	9	0
W.Gallman	3	-3	4	0	G.Bernard	2	17	16	0
C.Board	1	11	11	0	T.Williams	1	13	13	0
D.Lewis	1	7	7	0	C.Carter	1	5	5	0
					S.Perine	1	2	2	0
TOTALS	22	244	53	0	TOTALS	17	136	18	1

DEFENSE

N.Y. Giants (press box stats) — **ST-AT-TT:** J.Peppers 3-3-6, B.Martinez 2-3-5, L.Ryan 2-3-5, I.Yiadom 4-0-4, T.Crowder 2-1-3, D.Holmes 2-1-3, J.Sheard 2-1-3, J.Love 2-0-2, K.Fackrell 1-1-2, L.Williams 1-1-2, J.Braddyberry 1-0-1, B.Hill 1-0-1, D.Lawrence 1-0-1, D.Mayo 0-1-1, D.Tomlinson 0-1-1. **SKS-YDS:** J.Sheard 1-13, L.Williams 1-8. **INT-YDS:** N.Lalos 1-0. **PD:** J.Peppers 2, J.Braddyberry 1, D.Holmes 1, N.Lalos 1, B.Martinez 1, L.Ryan 1. **FF:** L.Ryan 1, J.Sheard 1. **FR-YDS:** L.Ryan 1-0, L.Williams 1-0.

Cincinnati (press box stats) — **ST-AT-TT:** V.Bell 7-3-10, G.Pratt 6-2-8, J.Bates 7-0-7, J.Bynes 6-1-7, S.Hubbard 4-3-7, M.Daniels 2-3-5, L.Sims 4-0-4, C.Covington 2-2-4, K.Kareem 1-2-3, L.Wilson 1-2-3, A.Bledsoe 0-3-3, M.Alexander 2-0-2, B.Wilson 2-0-2, C.Lawson 1-1-2, X.Williams 1-1-2, J.Evans 1-0-1, M.Hunt 1-0-1, A.Davis-Gaither 0-1-1, W.Jackson 0-1-1. **SKS-YDS:** None. **INT-YDS:** None. **PD:** M.Alexander 3, J.Bynes 2, A.Bledsoe 1, A.Davis-Gaither 1. **FF:** V.Bell 1. **FR-YDS:** V.Bell 1-28.

WEEK 13, GAME 12**Miami Dolphins 19, Cincinnati Bengals 7**
Sunday, Dec. 6, 2020 at Hard Rock Stadium

The host Dolphins and visiting Bengals played an eventful and chippy game that featured 14 combined penalties and five ejections. Cincinnati controlled much of the first half and held a 7-6 advantage at halftime, behind a 72-yard TD pass from QB Brandon Allen to WR Tyler Boyd. But Boyd left the game late in the second quarter due to an ejection for fighting, and Cincinnati's offense never recovered. After Boyd's exit, the Bengals totaled just 25 yards and were held scoreless. Meanwhile, the Dolphins took advantage of a thin Bengals secondary and in the third quarter alone posted 181 total yards, 10 points and an 11:27-3:33 edge in time of possession. The two teams got into a fight during the fourth quarter after Dolphins players and coaches left their bench area to confront Bengals players and coaches following a kick-catch interference penalty on Bengals WR Mike Thomas. The fight resulted in three more ejections, including Cincinnati S Shawn Williams. Miami rode its strong second-half performance to a 19-7 win. The Dolphins improved to 8-4, while the Bengals fell to 2-9-1.

SCORE BY PERIODS	1	2	3	4	OT	PTS.
Cincinnati.....	7	0	0	0	—	7
Miami.....	0	6	10	3	—	19

TEAM — SCORING PLAY	QTR.-LEFT
Cin. — T.Boyd 72 pass from B.Allen (R.Bullock kick)	1-3:20
Mia. — J.Sanders 25 field goal	2-11:42
Mia. — J.Sanders 48 field goal	2-0:00
Mia. — M.Gesicki 5 pass from T.Tagovailoa (J.Sanders kick)	3-11:35
Mia. — J.Sanders 23 field goal	3-5:33
Mia. — J.Sanders 19 field goal	4-13:21

Missed FGs: R.Bullock (53W). **Attendance:** 12,577. **Time:** 3:30.

TEAM STATISTICS	CIN.	MIA.
First downs.....	12	23
Third down conversions-attempts.....	3-12	1-10
Total net yards.....	196	406
Net yards rushing.....	40	110
Net yards passing.....	156	296
Pass attempts-completions-interceptions.....	27-17-2	39-26-0
Sacks against-yards lost.....	6-37	0-0
Punts-average.....	6-49.5	4-45.0
Punt returns-yards.....	2-13	4-8
Kickoff returns-yards.....	1-24	0-0
Penalties-yards.....	6-62	8-54
Fumbles-lost.....	0-0	2-1
Time of possession.....	27:44	32:16

RUSHING

CIN.	ATT	YDS	LG	TD	MIA.	ATT	YDS	LG	TD
G.Bernard	12	30	10	0	M.Gaskin	21	90	26	0
S.Perine	3	7	5	0	L.Bowden	1	11	11	0
B.Allen	2	3	2	0	P.Laird	3	6	4	0
					T.Tagovailoa	3	3	4	0
TOTALS	17	40	10	0	TOTALS	28	110	26	0

PASSING

CIN.	ATT	CMP	YDS	TD-I	MIA.	ATT	CMP	YDS	TD-I
B.Allen	19	11	153	1-1	T.Tagovailoa	39	26	296	1-0
R.Finley	7	6	40	0-1					
T.Boyd	1	0	0	0-0					
TOTALS	27	17	193	1-2	TOTALS	39	26	296	1-0

RECEIVING

CIN.	NO	YDS	LG	TD	MIA.	NO	YDS	LG	TD
D.Sample	7	49	15	0	M.Gesicki	9	88	20	1
T.Higgins	5	56	22	0	L.Bowden	4	41	15	0
A.Erickson	2	17	9	0	D.Parker	4	35	14	0
G.Bernard	2	-1	2	0	M.Gaskin	2	51	35	0
T.Boyd	1	72	72	1	J.Grant	2	42	22	0
					P.Laird	2	16	11	0
					D.Smythe	2	16	11	0
					M.Hollins	1	7	7	0
TOTALS	17	193	72	1	TOTALS	26	296	35	1

DEFENSE

Cincinnati (press box stats) — **ST-AT-TT:** J.Bates 10-3-13, S.Hubbard 7-3-10, L.Sims 4-4-8, J.Bynes 4-2-6, V.Bell 3-3-6, M.Alexander 1-5-6, W.Jackson 3-0-3, X.Williams 2-1-3, L.Wilson 2-1-3, C.Lawson 1-1-2, G.Pratt 1-1-2, C.Covington 1-0-1, A.Davis-Gaither 1-0-1, R.McKenzie 1-0-1, M.Daniels 0-1-1, K.Kareem 0-1-1. **SKS-YDS:** None. **INT-YDS:** None. **PD:** W.Jackson 3, L.Wilson 1. **FF:** J.Bates 1. **FR-YDS:** V.Bell 1-37.

Miami (press box stats) — **ST-AT-TT:** K.Van Noy 8-0-8, J.Baker 2-3-5, X.Howard 4-0-4, S.Lawson 3-1-4, E.Rowe 3-1-4, Br.Jones 2-2-4, B.McCain 3-0-3, Z.Sieler 3-0-3, C.Munson 2-1-3, By.Jones 2-0-2, C.Wilkins 2-0-2, R.Davis 1-1-2, E.Ogbah 1-1-2, E.Roberts 1-0-1, N.Needham 0-1-1. **SKS-YDS:** K.Van Noy 3-18, S.Lawson 2-14, Z.Sieler 1-5. **INT-YDS:** X.Howard 1-0, N.Needham 1-0. **PD:** N.Needham 2, X.Howard 1, S.Lawson 1, B.McCain 1, K.Van Noy 1. **FF:** None. **FR-YDS:** None.

WEEK 14, GAME 13**Dallas Cowboys 30, Cincinnati Bengals 7**
Sunday, Dec. 13, 2020 at Paul Brown Stadium

Former Bengals QB Andy Dalton made his first return visit to Cincinnati and started for the Dallas Cowboys. The Bengals moved the ball early on offense, but each of their first three drives ended in fumbles recovered by the Cowboys. One of those fumbles was by HB Giovanni Bernard, which finished his streak of 829 consecutive rushing attempts without a fumble — the third-longest fumble-free streak in the NFL over the last 30 years. Dallas capitalized to score 17 points off Cincinnati's three early turnovers, including a 78-yard return for a TD. The Bengals began to dig out of the 17-0 hole with a five-yard TD pass from QB Brandon Allen to WR A.J. Green in the second quarter, but that turned out to be Cincinnati's lone score of the day. The Bengals' offense struggled in the second half as Dallas outscored Cincinnati, 13-0, over the final two periods. In his return to Paul Brown Stadium, Dalton posted a 122.6 rating while tossing two TDs in the Cowboys' win. Dallas improved to 4-9, while Cincinnati dropped to 2-10-1.

SCORE BY PERIODS	1	2	3	4	OT	PTS.
Dallas	10	7	3	10	—	30
Cincinnati	0	7	0	0	—	7

TEAM — SCORING PLAY	QTR.-LEFT
Dall. — G.Zuerlein 34 field goal	1-11:02
Dall. — A.Smith 78 fumble recovery return (G.Zuerlein kick)	1-6:15
Dall. — A.Cooper 11 pass from A.Dalton (G.Zuerlein kick)	2-6:38
Cin. — A.Green 5 pass from B.Allen (A.Seibert kick)	2-0:08
Dall. — G.Zuerlein 20 field goal	3-11:25
Dall. — G.Zuerlein 55 field goal	4-5:12
Dall. — T.Pollard 7 pass from A.Dalton (G.Zuerlein kick)	4-1:55

Missed FGs: None. **Attendance:** 10,322. **Time:** 2:46.

TEAM STATISTICS	DALL.	CIN.
First downs	16	18
Third down conversions-attempts	5-11	9-16
Total net yards	272	309
Net yards rushing	101	101
Net yards passing	171	208
Pass attempts-completions-interceptions	23-16-0	38-28-0
Sacks against-yards lost	2-14	2-14
Punts-average	2-49.5	2-45.0
Punt returns-yards	2-0	0-0
Kickoff returns-yards	2-77	2-47
Penalties-yards	5-30	3-25
Fumbles-lost	0-0	3-3
Time of possession	25:19	34:41

RUSHING

DALL.	ATT	YDS	LG	TD	CIN.	ATT	YDS	LG	TD
E.Elliott	12	48	26	0	T.Williams	12	49	9	0
T.Pollard	11	39	17	0	S.Perine	10	32	11	0
C.Lamb	1	15	15	0	B.Allen	4	12	4	0
A.Dalton	1	-1	-1	0	G.Bernard	3	8	4	0
					A.Erickson	1	0	0	0
TOTALS	25	101	26	0	TOTALS	30	101	11	0

PASSING

DALL.	ATT	CMP	YDS	TD-I	CIN.	ATT	CMP	YDS	TD-I
A.Dalton	23	16	185	2-0	B.Allen	36	27	217	1-0
					R.Finley	2	1	5	0-0
TOTALS	23	16	185	2-0	TOTALS	38	28	222	1-0

RECEIVING

DALL.	NO	YDS	LG	TD	CIN.	NO	YDS	LG	TD
A.Cooper	4	51	20	1	A.Green	6	62	16	1
D.Schultz	3	34	15	0	T.Higgins	5	49	18	0
C.Lamb	2	46	32	0	T.Boyd	5	43	21	0
M.Gallup	2	23	12	0	D.Sample	3	21	9	0
E.Elliott	2	11	7	0	G.Bernard	3	15	9	0
T.Pollard	2	9	7	1	T.Williams	3	14	7	0
B.Bell	1	11	11	0	S.Perine	2	9	5	0
					A.Erickson	1	9	9	0
TOTALS	16	185	32	2	TOTALS	28	222	21	1

DEFENSE

Dallas (press box stats) — **ST-AT-TT:** J.Smith 8-3-11, Ra.Robinson 6-3-9, L.Vander Esch 3-4-7, X.Woods 4-2-6, J.Lewis 2-4-6, D.Thompson 4-1-5, D.Burton 2-1-3, R.Gregory 2-1-3, S.Smith 2-1-3, A.Woods 2-1-3, A.Smith 1-2-3, D.Armstrong 2-0-2, C.Covington 2-0-2, D.Lawrence 2-0-2, N.Gallimore 1-0-1, C.Westry 1-0-1, J.Hamilton 0-1-1, S.Lee 0-1-1. **SKS-YDS:** T.Crawford 2-14. **INT-YDS:** None. **PD:** D.Armstrong 1, J.Smith 1. **FF:** D.Lawrence 1, D.Thompson 1. **FR-YDS:** A.Smith, 1-78, J.Lewis 1-0, J.Smith 1-0.

Cincinnati (press box stats) — **ST-AT-TT:** J.Bynes 3-3-5, S.Hubbard 3-3-6, V.Bell 3-2-5, G.Pratt 2-3-5, J.Bates 3-0-3, M.Daniels 2-1-3, W.Jackson 2-1-3, M.Alexander 2-0-2, C.Covington 2-0-2, M.Hunt 2-0-2, D.Phillips 2-0-2, L.Sims 1-1-2, X.Williams 0-2-2, J.Evans 1-0-1, K.Kareem 1-0-1, R.McKenzie 1-0-1, A.Davis-Gaither 0-1-1, C.Lawson 0-1-1. **SKS-YDS:** J.Evans 1-10, M.Hunt 1-4. **INT-YDS:** None. **PD:** D.Phillips 2, J.Bates 1, S.Hubbard 1. **FF:** None. **FR-YDS:** None.

WEEK 15, GAME 14**Cincinnati Bengals 27, Pittsburgh Steelers 17**
Monday night, Dec. 21, 2020 at Paul Brown Stadium

The 14-point underdog Bengals pulled off an upset for the ages on Monday Night Football against the visiting Steelers, who entered the contest having won their last 11 games over Cincinnati. Led by third-string QB Ryan Finley, the Bengals posted 27 points on a Steelers defense that entered the contest allowing an NFL-low 18.2 points per game. Cincinnati was helped by three takeaways in the first half, and jumped out to a 17-0 lead at the break while holding Pittsburgh QB Ben Roethlisberger to just 19 passing yards, his fewest ever before halftime in 230 career starts. The Steelers came alive after the break with 17 second-half points, but the Bengals' run-heavy offense (41 rushes, 13 passes), coupled with multiple key defensive stops, helped Cincinnati hold on for the win. Cincinnati improved to 3-10-1, while Pittsburgh dropped to 11-3.

SCORE BY PERIODS	1	2	3	4	OT	PTS.
Pittsburgh	0	0	10	7	—	17
Cincinnati	3	14	0	10	—	27

TEAM — SCORING PLAY	QTR.-LEFT
Cin. — A.Seibert 34 field goal	1-5:12
Cin. — G.Bernard 4 run (A.Seibert kick)	2-12:05
Cin. — G.Bernard 14 pass from R.Finley (A.Seibert kick)	2-4:20
Pitt. — D.Johnson 23 pass from B.Roethlisberger (C.Boswell kick)	3-12:07
Pitt. — C.Boswell 25 field goal	3-5:27
Cin. — R.Finley 23 run (A.Seibert kick)	4-11:21
Pitt. — B.Snell 1 run (C.Boswell kick)	4-5:32
Cin. — A.Seibert 33 field goal	4-0:12

Missed FGs: A.Seibert (55WR). **Attendance:** 10,249. **Time:** 3:05.

TEAM STATISTICS	PITT.	CIN.
First downs	12	13
Third down conversions-attempts	4-16	4-14
Total net yards	244	230
Net yards rushing	86	152
Net yards passing	158	78
Pass attempts-completions-interceptions	38-20-1	13-7-0
Sacks against-yards lost	1-12	2-11
Punts-average	6-52.2	7-45.6
Punt returns-yards	3-19	2-17
Kickoff returns-yards	1-30	0-0
Penalties-yards	4-30	2-16
Fumbles-lost	3-2	0-0
Time of possession	27:57	32:03

RUSHING

PITT.	ATT	YDS	LG	TD	CIN.	ATT	YDS	LG	TD
B.Snell	18	84	29	1	G.Bernard	25	83	3.3	1
A.McFarland	1	5	5	0	R.Finley	10	47	23t	1
J.Samuels	1	4	4	0	S.Perine	4	14	8	0
B.Roethlisberger	2	-1	-0.5	0	T.Williams	2	8	5	0
C.Claypool	1	-6	-6.0	0					
TOTALS	23	86	29	1	TOTALS	41	152	23t	2

PASSING

PITT.	ATT	CMP	YDS	TD-I	CIN.	ATT	CMP	YDS	TD-I
B.Roethlisberger	38	20	170	1-1	R.Finley	13	7	89	1-0
TOTALS	38	20	170	1-1	TOTALS	13	7	89	1-0

RECEIVING

PITT.	NO	YDS	LG	TD	CIN.	NO	YDS	LG	TD
D.Johnson	8	59	23t	1	T.Higgins	3	31	14	0
C.Claypool	3	54	37	0	A.Green	2	40	30	0
B.Snell	3	23	14	0	G.Bernard	1	14	14t	1
J.Smith-Schuster	3	15	21	0	D.Sample	1	4	4	0
J.Samuels	1	12	12	0					
A.McFarland	1	9	9	0					
R.McCloud	1	-2	-2	0					
TOTALS	20	170	37	1	TOTALS	7	89	30	1

DEFENSE

Pittsburgh (press box stats) — **ST-AT-TT:** M.Fitzpatrick 6-1-7, C.Heyward 4-3-7, A.Williamson 4-3-7, M.Allen 2-4-6, A.Highsmith 3-2-5, S.Tuitt 3-2-5, T.Alualu 2-3-5, T.Watt 4-0-4, T.Edmunds 2-1-3, M.Hilton 2-1-3, J.Haden 2-0-2, S.Nelson 2-0-2. **SKS-YDS:** T.Watt 1-11, S.Tuitt 1-0. **INT-YDS:** None. **PD:** S.Nelson 2, J.Haden 1, C.Sutton 1. **FF:** None. **FR-YDS:** None.

Cincinnati (press box stats) — **ST-AT-TT:** J.Bynes 3-5-8, V.Bell 5-2-7, M.Alexander 6-0-6, G.Pratt 3-3-6, D.Phillips 5-0-5, J.Bates 4-1-5, W.Jackson 3-0-3, C.Lawson 2-0-2, M.Daniels 1-1-2, A.Bledsoe 1-0-1, M.Hunt 1-0-1, C.Covington 0-1-1. **SKS-YDS:** C.Lawson 1-12. **INT-YDS:** M.Alexander 1-21. **PD:** D.Phillips 3, M.Alexander 2, J.Bates 1, S.Hubbard 1, M.Hunt 1, W.Jackson 1, G.Pratt 1. **FF:** V.Bell 1, C.Lawson 1. **FR-YDS:** J.Bynes 1-0, J.Evans 1-0.

WEEK 16, GAME 15**Cincinnati Bengals 37, Houston Texans 31**
Sunday, Dec. 27, 2020 at NRG Stadium

Playing without their top QB, top HB and top WR, the Bengals dominated offensively with 540 total net yards. Cincinnati QB Brandon Allen completed 78.3 percent of his passes for 371 yards, two TDs and a 126.5 passer rating. Bengals HBs Samaje Perine and Giovani Bernard both topped 100 yards from scrimmage (136 and 131, respectively), with Perine scoring two rushing TDs. Houston kept it close with strong performances from QB Deshaun Watson (324 yards and three TDs passing) and HB David Johnson (139 yards from scrimmage and two TDs), but Cincinnati DE Sam Hubbard forced a Watson fumble with 1:35 left and DT/DE Margus Hunt recovered. Cincinnati later tacked on a FG for the win. The Bengals improved to 4-10-1, while the Texans fell to 4-11.

SCORE BY PERIODS	1	2	3	4	OT	PTS.
Cincinnati.....	7	3	14	13	—	37
Houston.....	3	7	14	7	—	31

TEAM — SCORING PLAY	QTR.-LEFT
Cin. — D.Sample 8 pass from B.Allen (A.Seibert kick).....	1-8:32
Hou. — K.Fairbairn 21 field goal.....	1-1:22
Cin. — A.Seibert 35 field goal.....	2-3:30
Hou. — B.Cooks 25 pass from D.Watson (K.Fairbairn kick).....	2-1:54
Cin. — S.Perine 46 run (A.Seibert kick).....	3-12:59
Hou. — D.Johnson 4 run (K.Fairbairn kick).....	3-9:05
Cin. — T.Higgins 20 pass from B.Allen (A.Seibert kick).....	3-5:46
Hou. — D.Johnson 2 pass from D.Watson (K.Fairbairn kick).....	3-0:55
Cin. — A.Seibert 48 field goal.....	4-10:35
Hou. — D.Fells 22 pass from D.Watson (K.Fairbairn kick).....	4-6:15
Cin. — S.Perine 3 run (A.Seibert kick).....	4-1:57
Cin. — A.Seibert 36 field goal.....	4-0:18

Missed FGs: A.Seibert (49WL). **Attendance:** 12,344. **Time:** 3:04.

TEAM STATISTICS	CIN.	HOU.
First downs.....	27	23
Third down conversions-attempts.....	6-13	4-9
Total net yards.....	540	488
Net yards rushing.....	169	166
Net yards passing.....	371	322
Pass attempts-completions-interceptions.....	38-29-0	33-24-0
Sacks against-yards lost.....	0-0	1-2
Punts-average.....	1-40.0	4-45.0
Punt returns-yards.....	1-7	0-0
Kickoff returns-yards.....	1-24	2-35
Penalties-yards.....	5-35	6-46
Fumbles-lost.....	0-0	3-1
Time of possession.....	36:10	23:50

RUSHING

CIN.	ATT	YDS	LG	TD	HOU.	ATT	YDS	LG	TD
S.Perine	13	95	46t	2	D.Johnson	12	128	48	1
G.Bernard	16	65	11	0	D.Watson	5	38	14	0
T.Williams	2	6	6	0					
B.Allen	2	3	4	0					
TOTALS	33	169	46t	2	TOTALS	17	166	48	1

PASSING

CIN.	ATT	CMP	YDS	TD-I	HOU.	ATT	CMP	YDS	TD-I
B.Allen	37	29	371	2-0	D.Watson	33	24	324	3-0
A.Erickson	1	0	0	0-0					
TOTALS	38	29	371	2-0	TOTALS	33	24	324	3-0

RECEIVING

CIN.	NO	YDS	LG	TD	HOU.	NO	YDS	LG	TD
G.Bernard	7	66	28	0	B.Cooks	7	141	50	1
T.Higgins	6	99	30	1	K.Coutee	5	54	17	0
A.Erickson	6	88	42	0	J.Akins	4	39	15	0
A.Green	4	64	33	0	D.Johnson	3	11	12	1
S.Perine	4	41	15	0	P.Brown	1	29	29	0
D.Sample	1	8	8t	1	D.Fells	1	22	22t	1
T.Irwin	1	5	5	0	C.Hansen	1	8	8	0
					K.Warring	1	3	3	0
					S.Mitchell	1	2	2	0
					C.Heck	0	8	8	0
					M.Scharping	0	7	7	0
TOTALS	29	371	42	2	TOTALS	24	324	50	3

DEFENSE

Cincinnati (press box stats) — **ST-AT-TT:** D.Phillips 7-2-9, V.Bell 6-2-8, L.Sims 4-1-5, G.Pratt 3-2-5, J.Bynes 3-1-4, S.Hubbard 2-2-4, J.Bates 2-1-3, W.Jackson 2-0-2, M.Hunt 1-0-1, C.Lawson 1-0-1, M.Alexander 0-1-1, C.Covington 0-1-1, M.Daniels 0-1-1, S.Williams 0-1-1. **SKS-YDS.:** S.Hubbard 1-2. **INT-YDS.:** None. **PD:** D.Phillips 2, M.Bailey 1, W.Jackson 1. **FF:** V.Bell 1, S.Hubbard 1, D.Phillips 1. **FR-YDS.:** M.Hunt 1-0.

Houston (press box stats) — **ST-AT-TT:** Z.Cunningham 9-5-14, L.Johnson 6-5-11, T.Adams 8-1-9, K.Crossen 8-0-8, V.Hargreaves 5-1-6, J.Martin 3-1-4, J.Reid 3-1-4, A.Moore 2-1-3, C.Omenihu 1-2-3, J.Watf 1-2-3, C.Watkins 1-1-2, R.Blacklock 1-0-1, J.Greenard 1-0-1, B.Scarlett 0-1-1. **SKS-YDS.:** None. **INT-YDS.:** None. **PD:** K.Crossen 4, J.Reid 1. **FF:** None. **FR-YDS.:** None.

WEEK 17, GAME 16**Baltimore Ravens 38, Cincinnati Bengals 3**
Sunday, Jan. 3, 2021 at Paul Brown Stadium

The host Bengals entered the season finale against Baltimore with a chance to spoil their division rival's playoff hopes with a victory, but the Ravens secured their postseason spot with 404 rushing yards. Widely speculated to be his last game as a Bengal, WR A.J. Green needed one receiving TD to tie Chad Johnson's career total of 66 for the most in team history, but was held without a catch. Likewise, WR Tee Higgins needed just one reception to break a tie with Cris Collinsworth for the most by a rookie in team history at 67. But Higgins' apparent 41-yard catch in the first quarter was negated by a penalty, and he suffered a hamstring injury on the play that held him out the rest of the game. Cincinnati ended its season 4-11-1, while Baltimore finished 11-5 and earned a spot in the playoffs as a Wild Card.

SCORE BY PERIODS	1	2	3	4	OT	PTS.
Baltimore.....	10	7	21	0	—	38
Cincinnati.....	0	3	0	0	—	3

TEAM — SCORING PLAY	QTR.-LEFT
Balt. — J.Tucker 34 field goal.....	1-8:08
Balt. — M.Boykin 43 pass from L.Jackson (J.Tucker kick).....	1-3:48
Balt. — M.Brown 18 pass from L.Jackson (J.Tucker kick).....	2-4:26
Cin. — A.Seibert 38 field goal.....	2-0:32
Balt. — J.Dobbins 4 run (J.Tucker kick).....	3-9:55
Balt. — M.Brown 9 pass from L.Jackson (J.Tucker kick).....	3-3:44
Balt. — J.Dobbins 72 run (J.Tucker kick).....	3-1:45

Missed FGs: None. **Attendance:** 10,499. **Time:** 2:55.

TEAM STATISTICS	BALT.	CIN.
First downs.....	24	10
Third down conversions-attempts.....	11-7	1-9
Total net yards.....	525	195
Net yards rushing.....	404	147
Net yards passing.....	121	48
Pass attempts-completions-interceptions.....	19-11-1	21-6-2
Sacks against-yards lost.....	0-0	0-0
Punts-average.....	2-50.0	7-48.4
Punt returns-yards.....	2-10	2-26
Kickoff returns-yards.....	0-0	2-34
Penalties-yards.....	6-49	3-29
Fumbles-lost.....	0-0	0-0
Time of possession.....	40:31	19:29

RUSHING

BALT.	ATT	YDS	LG	TD	CIN.	ATT	YDS	LG	TD
Dobbins	13	160	72t	2	T.Williams	4	74	55	0
L.Jackson	11	97	20	0	S.Perine	9	51	15	0
G.Edwards	12	60	11	0	T.Boyd	1	11	11	0
M.Ingram	9	39	16	0	G.Bernard	3	7	4	0
D.Duvernay	1	22	22	0	A.Erickson	1	2	2	0
J.Hill	2	21	16	0	B.Allen	1	2	2	0
T.Huntley	6	5	2	0					
TOTALS	54	404	72t	2	TOTALS	19	147	55	0

PASSING

BALT.	ATT	CMP	YDS	TD-I	CIN.	ATT	CMP	YDS	TD-I
L.Jackson	18	10	113	3-1	B.Allen	21	6	48	0-2
T.Huntley	1	1	8	0-0					
TOTALS	19	11	121	3-1	TOTALS	21	6	48	0-2


RECEIVING

BALT.	NO	YDS	LG	TD	CIN.	NO	YDS	LG	TD
M.Brown	5	41	18t	2	D.Sample	2	15	8	0
M.Andrews	4	27	9	0	C.Carter	1	21	21	0
M.Boykin	1	43	43t	1	A.Erickson	1	8	8	0
G.Edwards	1	10	10	0	T.Williams	1	3	3	0
					T.Boyd	1	1	1	0
TOTALS	11	121	43t	3	TOTALS	6	48	21	0

DEFENSE

Baltimore (press box stats) — **ST-AT-TT:** M.Judon 3-3-6, C.Clark 3-1-4, P.Queen 2-2-4, T.Bowser 3-0-3, A.Averett 2-0-2, L.Fort 1-1-2, B.Williams 1-1-2, D.Elliott 0-2-2, D.Wolfe 0-2-2, M.Humphrey 1-0-1, J.Madubuike 1-0-1, M.Peters 1-0-1, J.Ward 1-0-1, M.Harrison 0-1-1. **SKS-YDS.:** None. **INT-YDS.:** C.Clark 1-0, M.Peters 1-0. **PD:** A.Averett 2, C.Clark 2, J.Ferguson 1, M.Peters 1, J.Ward 1, D.Wolfe 1. **FF:** None. **FR-YDS.:** None.

Cincinnati (press box stats) — **ST-AT-TT:** J.Bynes 7-3-10, A.Davis-Gaither 6-4-10, G.Pratt 6-2-8, J.Bates 5-3-8, C.Covington 1-5-6, S.Hubbard 3-2-5, X.Williams 1-4-5, L.Sims 3-1-4, R.McKenzie 2-2-4, V.Bell 1-2-3, J.Evans 1-2-3, D.Phillips 1-2-3, C.Lawson 2-0-2, T.Brown 1-1-2, J.Davis 1-0-1, K.Kareem 1-0-1, S.Williams 1-0-1, A.Bledsoe 0-1-1, M.Hunt 0-1-1. **SKS-YDS.:** None. **INT-YDS.:** A.Davis-Gaither 1-0. **PD:** M.Hunt 2, A.Davis-Gaither 1, L.Sims 1. **FF:** None. **FR-YDS.:** None.



**FULLBACK
PETE JOHNSON
[1977-83]**

RECORDS

REGULAR-SEASON INDIVIDUAL RECORDS

The following are regular-season records. Postseason records can be found in the postseason portion of the team history section.

SERVICE

MOST SEASONS

16	Ken Anderson.....	1971-86
15	Ken Riley.....	1969-83
14	Reggie Williams.....	1976-89
13	Jim Breech.....	1980-92
13	Anthony Munoz.....	1980-92
13	Joe Walter.....	1985-97
13	Rich Braham.....	1994-2006

GAMES PLAYED/CAREER

207	Ken Riley.....	1969-83
206	Reggie Williams.....	1976-89
192	Ken Anderson.....	1971-86
190	Kevin Huber.....	2009-20
188	Tim Krumrie.....	1983-94

CONSECUTIVE GAMES PLAYED

169	Lee Johnson.....	1988-98
149	Pat McNally.....	1976-85
137	Reggie Williams.....	1980-89
122	Tim Krumrie.....	1987-94
117	Tony McGee.....	1993-2001
117	Clark Harris.....	2009-16

SCORING

TOTAL POINTS

CAREER	1151	Jim Breech.....	1980-92
	779	Shayne Graham.....	2003-09
	718	Mike Nugent.....	2010-16
	660	Doug Pelfrey.....	1993-99
	549	Horst Muhlmann.....	1969-74

SEASON (total)	132	Mike Nugent.....	2011
	131	Shayne Graham.....	2005
	130	Shayne Graham.....	2007
	122	Shayne Graham.....	2004
	121	Doug Pelfrey.....	1995

SEASON (average per team game)	8.25	Mike Nugent (132 points/16 games).....	2011
	8.19	Shayne Graham (131 points/16 games).....	2005
	8.13	Shayne Graham (130 points/16 games).....	2007
	7.93	Horst Muhlmann (111 points/14 games).....	1972
	7.71	Horst Muhlmann (108 points/14 games).....	1970

GAME	24	Larry Kinnebrew.....	Oct. 28, 1984 at Houston Oilers
	24	Corey Dillon.....	Dec. 4, 1997 vs. Tennessee
	24	Marvin Jones.....	Oct. 27, 2013 vs. N.Y. Jets
	21	Shayne Graham.....	Nov. 11, 2007 at Baltimore Ravens
	19	Horst Muhlmann.....	Nov. 8, 1970 at Buffalo
	19	Horst Muhlmann.....	Dec. 17, 1972 at Houston Oilers

TOUCHDOWNS

CAREER	70	Pete Johnson.....	1977-83
	66	Chad Johnson.....	2001-10
	65	A.J. Green.....	2011-20
	64	James Brooks.....	1984-91
	64	Carl Pickens.....	1992-99

SEASON	17	Carl Pickens.....	1995
	16	Pete Johnson.....	1981
	15	Pete Johnson.....	1979
	15	Ickey Woods.....	1988
	14	Pete Johnson.....	1983
	14	James Brooks.....	1988

GAME	4	Larry Kinnebrew.....	Oct. 28, 1984 at Houston Oilers
	4	Corey Dillon.....	Dec. 4, 1997 vs. Tennessee
	4	Marvin Jones.....	Oct. 27, 2013 vs. N.Y. Jets
	3	(many times; most recently Joe Mixon, Oct. 4, 2020 vs. Jacksonville)	

CONSECUTIVE GAMES WITH AT LEAST ONE TOUCHDOWN

10	Carl Pickens.....	Nov. 27, 1994-Oct. 1, 1995
9	A.J. Green.....	Sept. 16, 2012-Nov. 18, 2012
8	T.J. Houshmandzadeh.....	Sept. 10-Nov. 4, 2007
6	Stan Fritts.....	Nov. 17, 1975-Dec. 21, 1975
6	Rudi Johnson.....	Nov. 6-Dec. 18, 2005

POINTS AFTER TOUCHDOWNS

CAREER	476	Jim Breech.....	1980-92
	248	Shayne Graham.....	2003-09
	247	Mike Nugent.....	2010-16
	201	Doug Pelfrey.....	1993-99
	189	Horst Muhlmann.....	1969-74

SEASON	56	Jim Breech.....	1988
	52	Mike Nugent.....	2013
	50	Jim Breech.....	1986
	49	Jim Breech.....	1981
	48	Jim Breech.....	1985
	48	Mike Nugent.....	2015

GAME	8	Jim Breech.....	Oct. 29, 1989 vs. Tampa Bay
	7	(seven times; most recently Mike Nugent, Oct. 27, 2013 vs. N.Y. Jets)	

CONSECUTIVE POINTS AFTER TOUCHDOWNS

158	Shayne Graham.....	Sept. 7, 2003-Nov. 26, 2006
103	Doug Pelfrey.....	Sept. 18, 1994-Oct. 5, 1997
101	Horst Muhlmann.....	Oct. 19, 1969-Nov. 19, 1972
86	Mike Nugent.....	Sept. 22, 2013-Sept. 13, 2015
69	Mike Nugent.....	Oct. 9, 2011-Sept. 22, 2013

FIELD GOALS

CAREER	225	Jim Breech.....	1980-92
	177	Shayne Graham.....	2003-09
	157	Mike Nugent.....	2010-16
	153	Doug Pelfrey.....	1993-99
	120	Horst Muhlmann.....	1969-74

SEASON (total)	33	Mike Nugent.....	2011
	31	Shayne Graham.....	2007
	29	Doug Pelfrey.....	1995
	28	Doug Pelfrey.....	1994
	28	Shayne Graham.....	2005

SEASON (average per team game)	2.06	Mike Nugent (33 field goals/16 games).....	2011
	1.94	Shayne Graham (31 field goals/16 games).....	2007
	1.93	Horst Muhlmann (27 field goals/14 games).....	1972
	1.81	Doug Pelfrey (29 field goals/16 games).....	1995
	1.78	Horst Muhlmann (25 field goals/14 games).....	1970

GAME	7	Shayne Graham.....	Nov. 11, 2007 at Baltimore Ravens
	6	Doug Pelfrey.....	Nov. 6, 1994 at Seattle (OT)
	5	(eight times; most recently Mike Nugent, Sept. 29, 2016 vs. Miami)	

CONSECUTIVE FIELD GOALS

21	Shayne Graham.....	2007
17	Shayne Graham.....	2005-06
15	Mike Nugent.....	2014
14	Mike Nugent.....	2010-11
14	Randy Bullock.....	2017-18

LONGEST FIELD GOALS

57	Randy Bullock.....	Dec. 22, 2019 at Miami
55	Chris Bahr.....	Sept. 23, 1979 vs. Houston Oilers
55	Mike Nugent.....	Nov. 25, 2012 vs. Oakland
55	Randy Bullock.....	Oct. 18, 2020 at Indianapolis
54	Doug Pelfrey.....	Dec. 24, 1994 vs. Philadelphia
54	Neil Rackers.....	Sept. 8, 2002 vs. San Diego
54	Mike Nugent.....	Sept. 12, 2010 at New England
54	Mike Nugent.....	Oct. 20, 2013 at Detroit
54	Mike Nugent.....	Oct. 31, 2013 at Miami

FIELD GOAL PERCENTAGE

CAREER	86.76	Shayne Graham (177 made/204 att.).....	2003-09
	84.91	Randy Bullock (90 made/106 att.).....	2016-20
	81.77	Mike Nugent (157 made/192 att.).....	2010-16
	77.27	Doug Pelfrey (153 made/198 att.).....	1993-99
	71.88	Jim Breech (225 made/313 att.).....	1980-92
	64.52	Horst Muhlmann (120 made/186 att.).....	1969-74

NOTE: Minimum 75 attempts.

SEASON	91.18	Shayne Graham (31 made/34 att.).....	2007
	90.00	Randy Bullock (18 made/20 att.).....	2017
	88.00	Shayne Graham (22 made/25 att.).....	2003
	87.50	Shayne Graham (28 made/32 att.).....	2005
	87.50	Shayne Graham (21 made/24 att.).....	2008

NOTE: Minimum one attempt per games in season.

CAREER FIELD GOAL PERCENTAGE BY DISTANCE

1-19 YARDS 96.55 Horst Muhlmann (28 made/29 att.) 1969-74
 NOTE: Minimum 25 attempts.

20-29 YARDS 100.00 Mike Nugent (47 made/47 att.) 2010-16
 100.00 Randy Bullock (27 made/27 att.) 2016-20
 96.67 Shayne Graham (58 made/60 att.) 2003-09
 94.12 Doug Pelfrey (48 made/51 att.) 1993-99
 92.31 Jim Breech (84 made/91 att.) 1980-92
 NOTE: Minimum 25 attempts.

30-39 YARDS 90.28 Shayne Graham (65 made/72 att.) 2003-09
 87.50 Randy Bullock (28 made/32 att.) 2016-20
 85.45 Mike Nugent (47 made/55 att.) 2010-16
 83.84 Jim Breech (83 made/99 att.) 1980-92
 78.13 Doug Pelfrey (50 made/64 att.) 1993-99
 NOTE: Minimum 25 attempts.

40-49 YARDS 84.85 Randy Bullock (28 made/33 att.) 2016-20
 83.33 Shayne Graham (45 made/54 att.) 2003-09
 76.81 Mike Nugent (53 made/69 att.) 2010-16
 69.35 Doug Pelfrey (43 made/62 att.) 1993-99
 50.55 Jim Breech (46 made/91 att.) 1980-92
 NOTE: Minimum 25 attempts.

50+ YARDS 50.00 Randy Bullock (seven made/14 att.) 2016-20
 47.06 Doug Pelfrey (eight made/17 att.) 1993-99
 43.75 Shayne Graham (seven made/16 att.) 2003-09
 42.11 Mike Nugent (eight made/19 att.) 2010-16
 41.67 Chris Bahr (five made/12 att.) 1976-79
 NOTE: Minimum 10 attempts.

SAFETIES

CAREER 2 Reggie Williams 1976-89
 2 Alfred Williams 1991-94

RUSHING**TOTAL RUSHING ATTEMPTS**

CAREER 1865 Corey Dillon 1997-2003
 1441 Rudi Johnson 2001-07
 1402 Pete Johnson 1977-83
 1344 James Brooks 1984-91
 1109 Cedric Benson 2008-11

SEASON 361 Rudi Johnson 2004
 341 Rudi Johnson 2006
 340 Corey Dillon 2001
 337 Rudi Johnson 2005
 321 Cedric Benson 2010

GAME 43 Rudi Johnson Nov. 9, 2003 vs. Houston Texans
 39 Corey Dillon Dec. 4, 1997 vs. Tennessee
 38 Pete Johnson Dec. 4, 1983 at Pittsburgh
 38 Cedric Benson Dec. 21, 2008 at Cleveland
 37 Cedric Benson Oct. 25, 2009 vs. Chicago

RUSHING YARDS

CAREER 8061 Corey Dillon 1997-2003
 6447 James Brooks 1984-91
 5742 Rudi Johnson 2001-07
 5421 Pete Johnson 1977-83
 4176 Cedric Benson 2008-11

SEASON 1458 Rudi Johnson 2005
 1454 Rudi Johnson 2004
 1435 Corey Dillon 2000
 1315 Corey Dillon 2001
 1311 Corey Dillon 2002

GAME 278 Corey Dillon Oct. 22, 2000 vs. Denver
 246 Corey Dillon Dec. 4, 1997 vs. Tennessee
 216 Corey Dillon Dec. 3, 2000 vs. Arizona
 202 Rudi Johnson Nov. 28, 2004 vs. Cleveland
 201 James Brooks Dec. 23, 1990 vs. Houston Oilers

AVERAGE YARDS PER RUSHING ATTEMPT

CAREER 4.80 James Brooks (6447 yards/1344 att.) 1984-91
 4.55 Essex Johnson (3070 yards/675 att.) 1968-75
 4.32 Corey Dillon (8061 yards/1865 att.) 1997-2003
 4.14 Joe Mixon (3359 yards/812 att.) 2017-20
 4.08 Jeremy Hill (2873 yards/704 att.) 2014-17
 4.06 Archie Griffin (2808 yards/691 att.) 1976-83
 NOTE: Minimum 500 attempts.

RUSHING TOUCHDOWNS

CAREER 64 Pete Johnson 1977-83
 48 Rudi Johnson 2001-07
 45 Corey Dillon 1997-2003
 37 Larry Kinnebrew 1983-87
 37 James Brooks 1984-91

SEASON 15 Ickey Woods 1988
 14 Pete Johnson 1979
 14 Pete Johnson 1983
 12 Pete Johnson 1981
 12 Rudi Johnson 2004
 12 Rudi Johnson 2005
 12 Rudi Johnson 2006

GAME 4 Corey Dillon Dec. 4, 1997 vs. Tennessee
 3 (many times; most recently Jeremy Hill, Oct. 4, 2015 vs. Kansas City)

LONGEST RUSHES

96-td Corey Dillon Oct. 28, 2001 at Detroit
 89-td Giovani Bernard Oct. 12, 2014 vs. Carolina
 87-td Paul Robinson Oct. 27, 1968 at Oakland
 86-td Essex Johnson Dec. 5, 1971 at Cleveland
 85-td Jeremy Hill Dec. 22, 2014 vs. Denver

MOST 100-YARD GAMES

CAREER 28 Corey Dillon 1997-2003
 19 Rudi Johnson 2001-07
 17 James Brooks 1984-91
 15 Cedric Benson 2008-11
 14 Pete Johnson 1977-83

SEASON 6 Cedric Benson 2009
 5 Ickey Woods 1988
 5 James Brooks 1989
 5 Harold Green 1992
 5 Corey Dillon 1999
 5 Corey Dillon 2000
 5 Corey Dillon 2002
 5 Rudi Johnson 2004
 5 Rudi Johnson 2006
 5 Jeremy Hill 2014

CONSECUTIVE 4 Paul Robinson 1968 (Games 8-11)
 3 Pete Johnson 1980 (Games 13-15)
 3 Corey Dillon 1997 (Games 13-15)
 3 Corey Dillon 1999 (Games 12-14)
 3 BenJarvus Green-Ellis 2012 (Games 10-12)
 3 Jeremy Hill 2014 (Games 14-16)

PASSING**TOTAL PASSING ATTEMPTS**

CAREER 4475 Ken Anderson 1971-86
 4449 Andy Dalton 2011-19
 3564 Boomer Esiason 1984-92, 97
 3217 Carson Palmer 2003-10
 2221 Jeff Blake 1994-99

SEASON 586 Carson Palmer 2010
 586 Andy Dalton 2013
 581 Jon Kitna 2001
 575 Carson Palmer 2007
 567 Jeff Blake 1995

GAME 68 Jon Kitna Dec. 30, 2001 vs. Pittsburgh (OT)
 61 Joe Burrow Sept. 17, 2020 at Cleveland
 56 Ken Anderson Dec. 20, 1982 at San Diego
 56 Andy Dalton Dec. 22, 2019 at Miami (OT)
 54 Boomer Esiason Dec. 25, 1989 at Minnesota
 54 Andy Dalton Sept. 18, 2016 at Pittsburgh

(Regular-season individual records, continued)

COMPLETIONS

CAREER	2757	Andy Dalton.....	2011-19
	2654	Ken Anderson.....	1971-86
	2024	Carson Palmer.....	2003-10
	2015	Boomer Esiason.....	1984-92, 97
	1240	Jeff Blake.....	1994-99

SEASON (total)	373	Carson Palmer.....	2007
	364	Andy Dalton.....	2016
	363	Andy Dalton.....	2013
	362	Carson Palmer.....	2010
	345	Carson Palmer.....	2005

SEASON (average per team game)	24.22	Ken Anderson (218 comp./nine games).....	1982
	23.31	Carson Palmer (373 comp./16 games).....	2007
	22.75	Andy Dalton (364 comp./16 games).....	2016
	22.69	Andy Dalton (363 comp./16 games).....	2013
	22.63	Carson Palmer (362 comp./16 games).....	2010

GAME	40	Ken Anderson.....	Dec. 20, 1982 at San Diego
	37	Carson Palmer.....	Nov. 18, 2007 vs. Arizona
	37	Joe Burrow.....	Sept. 17, 2020 at Cleveland
	36	Carson Palmer.....	Oct. 24, 2010 at Atlanta
	35	Jon Kitna.....	Dec. 30, 2001 vs. Pittsburgh (OT)
	35	Andy Dalton.....	Sept. 8, 2019 at Seattle
	35	Joe Burrow.....	Oct. 25, 2020 vs. Cleveland

COMPLETION PERCENTAGE

CAREER	62.92	Carson Palmer (2024 comp./3217 att.).....	2003-10
	61.97	Andy Dalton (2757 comp./4449 att.).....	2011-19
	59.31	Ken Anderson (2654 comp./4475 att.).....	1971-86
	59.11	Jon Kitna (1009 comp./1707 att.).....	2001-05
	56.54	Boomer Esiason (2015 comp./3564 att.).....	1984-92, 97
	56.36	Virgil Carter (328 comp./582 att.).....	1970-73

NOTE: Minimum 500 attempts.

SEASON	70.55	Ken Anderson (218 comp./309 att.).....	1982
	67.78	Carson Palmer (345 comp./509 att.).....	2005
	66.67	Ken Anderson (198 comp./297 att.).....	1983
	66.06	Andy Dalton (255 comp./386 att.).....	2015
	65.35	Joe Burrow (264 comp./404 att.).....	2020

NOTE: Minimum 14 attempts per games in season.

GAME	90.91	Ken Anderson (20/22).....	Nov. 10, 1974 vs. Pittsburgh
	87.10	Ken Anderson (27/31).....	Jan. 2, 1983 at Houston Oilers
	86.96	Turk Schonert (20/23).....	Nov. 25, 1984 vs. Atlanta
	84.21	Carson Palmer (32/38).....	Nov. 25, 2007 vs. Tennessee
	83.33	Carson Palmer (20/24).....	Oct. 25, 2009 vs. Chicago
	83.33	Andy Dalton (25/30).....	Oct. 1, 2017 at Cleveland

NOTE: Minimum 20 attempts.

PASSING YARDS

CAREER	32,838	Ken Anderson.....	1971-86
	31,594	Andy Dalton.....	2011-19
	27,149	Boomer Esiason.....	1984-92, 97
	22,694	Carson Palmer.....	2003-10
	15,134	Jeff Blake.....	1994-99

SEASON (total)	4293	Andy Dalton.....	2013
	4206	Andy Dalton.....	2016
	4131	Carson Palmer.....	2007
	4035	Carson Palmer.....	2006
	3970	Carson Palmer.....	2010

SEASON (average per team game)	277.22	Ken Anderson (2495 yards/nine games).....	1982
	268.31	Andy Dalton (4293 yards/16 games).....	2013
	262.88	Andy Dalton (4206 yards/16 games).....	2016
	258.19	Carson Palmer (4131 yards/16 games).....	2007
	252.19	Carson Palmer (4035 yards/16 games).....	2006

NOTE: Minimum average of 14 attempts per games in season.

GAME	490	Boomer Esiason.....	Oct. 7, 1990 at L.A. Rams (OT)
	447	Ken Anderson.....	Nov. 17, 1975 vs. Buffalo
	440	Carson Palmer.....	Nov. 12, 2006 vs. San Diego
	425	Boomer Esiason.....	Dec. 21, 1986 vs. N.Y. Jets
	418	Andy Dalton.....	Sept. 8, 2019 at Seattle

AVERAGE YARDS PER PASSING ATTEMPT

CAREER	7.62	Boomer Esiason (27,149 yards/3564 att.).....	1984-92, 97
	7.34	Ken Anderson (32,838 yards/4475 att.).....	1971-86
	7.10	Andy Dalton (31,594 yards/4449 att.).....	2011-19
	7.05	Carson Palmer (22,694 yards/3217 att.).....	2003-10
	6.81	Jeff Blake (15,134 yards/2221 att.).....	1994-99
	6.62	Virgil Carter (3850 yards/582 att.).....	1970-73

NOTE: Minimum 500 attempts.

SEASON	9.41	Greg Cook (1854 yards/197 att.).....	1969
	9.21	Boomer Esiason (3572 yards/388 att.).....	1988
	8.44	Boomer Esiason (3959 yards/469 att.).....	1986
	8.42	Andy Dalton (3250 yards/386 att.).....	2015
	8.41	Ken Anderson (3169 yards/377 att.).....	1975

NOTE: Minimum 14 attempts per games in season.

TOUCHDOWN PASSES

CAREER	204	Andy Dalton.....	2011-19
	197	Ken Anderson.....	1971-86
	187	Boomer Esiason.....	1984-92, 97
	154	Carson Palmer.....	2003-10
	93	Jeff Blake.....	1994-99

SEASON	33	Andy Dalton.....	2013
	32	Carson Palmer.....	2005
	29	Ken Anderson.....	1981
	28	Boomer Esiason.....	1988
	28	Boomer Esiason.....	1989
	28	Jeff Blake.....	1995
	28	Carson Palmer.....	2006

GAME	6	Carson Palmer.....	Sept. 16, 2007 at Cleveland
	5	Boomer Esiason.....	Dec. 21, 1986 vs. N.Y. Jets
	5	Boomer Esiason.....	Oct. 29, 1989 vs. Tampa Bay
	5	Carson Palmer.....	Oct. 25, 2009 vs. Chicago
	5	Andy Dalton.....	Oct. 27, 2013 vs. N.Y. Jets

PASSES HAD INTERCEPTED

CAREER	160	Ken Anderson.....	1971-86
	131	Boomer Esiason.....	1984-92, 97
	118	Andy Dalton.....	2011-19
	100	Carson Palmer.....	2003-10
	62	Jeff Blake.....	1994-99

SEASON	22	Ken Anderson.....	1978
	22	Boomer Esiason.....	1990
	22	Jon Kitna.....	2001
	20	Carson Palmer.....	2007
	20	Carson Palmer.....	2010
	20	Andy Dalton.....	2013

GAME	5	Boomer Esiason.....	Oct. 16, 1988 at New England
	4	(many times; most recently Andy Dalton, Dec. 15, 2019 vs. New England)	

PASSER RATING

CAREER	87.5	Andy Dalton.....	2011-19
	86.9	Carson Palmer.....	2003-10
	83.1	Boomer Esiason.....	1984-92, 97
	81.9	Ken Anderson.....	1971-86
	79.3	Jeff Blake.....	1994-99
	74.9	Virgil Carter.....	1970-73

NOTE: Minimum 500 attempts.

SEASON	106.3	Andy Dalton.....	2015
	101.1	Carson Palmer.....	2005
	98.4	Ken Anderson.....	1981
	97.4	Boomer Esiason.....	1988
	95.7	Ken Anderson.....	1974

NOTE: Minimum 14 attempts per games in season.

LONGEST PASSES

94-yd	Ken Anderson to Billy Brooks.....	Nov. 13, 1977 at Minnesota
90-yd	Virgil Carter to Speedy Thomas.....	Sept. 19, 1971 vs. Philadelphia
88-yd	Jeff Blake to Darnay Scott.....	Sept. 17, 1995 at Seattle
86-yd	Boomer Esiason to Eddie Brown.....	Nov. 6, 1988 vs. Pittsburgh
86-yd	Andy Dalton to Brandon LaFell.....	Dec. 24, 2016 at Houston Texans

MOST 300-YARD GAMES

CAREER	28	Andy Dalton.....	2011-19
	23	Boomer Esiason.....	1984-92, 97
	19	Ken Anderson.....	1971-86
	17	Carson Palmer.....	2003-10
	8	Jeff Blake.....	1994-99

SEASON	5	Boomer Esiason.....	1987
	5	Carson Palmer.....	2007
	5	Andy Dalton.....	2013
	5	Joe Burrow.....	2020
	4	Ken Anderson.....	1982
	4	Boomer Esiason.....	1985
	4	Boomer Esiason.....	1989
	4	Carson Palmer.....	2010
	4	Andy Dalton.....	2015
	4	Andy Dalton.....	2016

CONSECUTIVE	4	Andy Dalton.....	2013 (Games 6-9)
	3	Ken Anderson.....	1984 (Games 1-3)
	3	Andy Dalton.....	2015 (Games 3-5)
	3	Joe Burrow.....	2020 (Games 2-4)
	2	(many times; most recently Joe Burrow, 2020, Games 6-7)	

(Regular-season individual records, continued)

RECEIVING

TOTAL RECEPTIONS

CAREER	751	Chad Johnson	2001-10
	649	A.J. Green	2011-20
	530	Carl Pickens	1992-99
	507	T.J. Houshmandzadeh	2001-08
	417	Cris Collinsworth	1981-88
SEASON	112	T.J. Houshmandzadeh	2007
	100	Carl Pickens	1996
	99	Carl Pickens	1995
	98	A.J. Green	2013
	97	Chad Johnson	2005
	97	A.J. Green	2012
GAME	13	Carl Pickens	Oct. 11, 1998 vs. Pittsburgh
	12	(many times; most recently A.J. Green, Sept. 11, 2016 at N.Y. Jets)	

RECEIVING YARDS

CAREER	10,783	Chad Johnson	2001-10
	9430	A.J. Green	2011-20
	7101	Isaac Curtis	1973-84
	6887	Carl Pickens	1992-99
	6698	Cris Collinsworth	1981-88
SEASON	1440	Chad Johnson	2007
	1432	Chad Johnson	2005
	1426	A.J. Green	2013
	1369	Chad Johnson	2006
	1355	Chad Johnson	2003
GAME	260	Chad Johnson	Nov. 12, 2006 vs. San Diego
	227	A.J. Green	Sept. 27, 2015 at Baltimore Ravens
	224	A.J. Green	Dec. 7, 2014 vs. Pittsburgh
	222	Terrell Owens	Oct. 3, 2010 at Cleveland
	216	Eddie Brown	Nov. 6, 1988 vs. Pittsburgh

AVERAGE YARDS PER RECEPTION

CAREER	17.07	Isaac Curtis (7101 yards/416 rec.)	1973-84
	16.90	Eddie Brown (6134 yards/363 rec.)	1985-91
	16.68	Tim McGee (4703 yards/282 rec.)	1986-92, 94-95
	16.06	Cris Collinsworth (6698 yards/417 rec.)	1981-88
	15.48	Darnay Scott (5975 yards/386 rec.)	1994-2001
NOTE: Minimum 100 receptions.			
SEASON	24.02	Eddie Brown (1273 yards/53 rec.)	1988
	22.57	Bob Trumpy (835 yards/37 rec.)	1969
	21.38	Eric Crabtree (855 yards/40 rec.)	1969
	21.23	Isaac Curtis (934 yards/44 rec.)	1975
	21.10	Isaac Curtis (633 yards/30 rec.)	1974

NOTE: Minimum 30 receptions.

RECEIVING TOUCHDOWNS

CAREER	66	Chad Johnson	2001-10
	65	A.J. Green	2011-20
	63	Carl Pickens	1992-99
	53	Isaac Curtis	1973-84
	41	Eddie Brown	1985-91
SEASON	17	Carl Pickens	1995
	13	Tyler Elfert	2015
	12	Carl Pickens	1996
	12	T.J. Houshmandzadeh	2007
	11	Carl Pickens	1994
	11	A.J. Green	2012
	11	A.J. Green	2013

GAME	4	Marvin Jones	Oct. 27, 2013 vs. N.Y. Jets
	3	(many times; most recently A.J. Green, Sept. 13, 2018 vs. Baltimore Ravens)	

LONGEST RECEPTIONS

94-td	Billy Brooks from Ken Anderson	Nov. 13, 1977 at Minnesota
90-td	Speedy Thomas from Virgil Carter	Sept. 19, 1971 vs. Philadelphia
88-td	Darnay Scott from Jeff Blake	Sept. 17, 1995 at Seattle
86-td	Eddie Brown from Boomer Esiason	Nov. 6, 1988 vs. Pittsburgh
86-td	Brandon LaFell from Andy Dalton	Dec. 24, 2016 at Houston Texans

MOST 100-YARD GAMES

CAREER	33	A.J. Green	2011-20
	31	Chad Johnson	2001-10
	20	Isaac Curtis	1973-84
	19	Carl Pickens	1992-99
	18	Cris Collinsworth	1981-88
SEASON	6	A.J. Green	2013
	5	Eddie Brown	1988
	5	Tim McGee	1989
	5	Carl Pickens	1994
	5	Carl Pickens	1995
	5	Chad Johnson	2002
	5	Chad Johnson	2003
	5	Chad Johnson	2007
	5	A.J. Green	2012
	5	A.J. Green	2014
CONSECUTIVE	5	A.J. Green	2013 (Games 6-10)
	4	Carl Pickens	1994 (Games 10-13)
	3	Isaac Curtis	1973 (Games 13-14) to '74 (Game 1)
	3	Chad Johnson	2002 (Games 9-11)
	3	Chad Johnson	2006 (Games 9-11)
	3	T.J. Houshmandzadeh	2007 (Games 3-5)

PUNTING

TOTAL PUNTS

CAREER	914	Kevin Huber	2009-20
	746	Lee Johnson	1988-98
	700	Pat McInally	1976-85
	379	Kyle Larson	2004-08
	285	Dave Lewis	1970-73
SEASON	100	Kyle Larson	2008
	94	Daniel Pope	2000
	91	Pat McInally	1978
	91	Kevin Huber	2011
	90	Lee Johnson	1993
GAME	11	Lee Johnson	Nov. 2, 1997 vs. San Diego
	11	Kyle Larson	Nov. 16, 2008 vs. Philadelphia (OT)
	11	Kyle Larson	Nov. 30, 2008 vs. Baltimore Ravens
	11	Kevin Huber	Oct. 19, 2014 at Indianapolis

PUNTING YARDS

CAREER	41,362	Kevin Huber	2009-20
	32,196	Lee Johnson	1988-98
	29,307	Pat McInally	1976-85
	15,900	Kyle Larson	2004-08
	12,447	Dave Lewis	1970-73
SEASON	4101	Kevin Huber	2017
(total)	4023	Kevin Huber	2011
	3954	Lee Johnson	1993
	3945	Kyle Larson	2008
	3919	Pat McInally	1978
SEASON	260.79	Dave Lewis (3651 yards/14 games)	1970
(average per team game)	256.31	Kevin Huber (4101 yards/16 games)	2017
	251.44	Kevin Huber (4023 yards/16 games)	2011
	247.13	Lee Johnson (3954 yards/16 games)	1993
	246.56	Kyle Larson (3945 yards/16 games)	2008
GAME	558	Kevin Huber	Oct. 19, 2014 at Indianapolis
	483	Dave Lewis	Sept. 26, 1971 at Pittsburgh
	480	Kyle Larson	Nov. 30, 2008 vs. Baltimore Ravens
	474	Lee Johnson	Nov. 2, 1997 vs. San Diego
	465	Scott Fulhage	Oct. 4, 1987 vs. San Diego

AVERAGE YARDS PER PUNT

CAREER	45.25	Kevin Huber (41,362 yards/914 punts)	2009-20
	43.67	Dave Lewis (12,447 yards/285 punts)	1970-73
	43.16	Lee Johnson (32,196 yards/746 punts)	1988-98
	41.95	Kyle Larson (15,900 yards/379 punts)	2004-08
	41.87	Pat McInally (29,307 yards/700 punts)	1976-85
	41.46	Dale Livingston (5805 yards/140 punts)	1968-69
NOTE: Minimum 100 punts.			
SEASON	47.18	Kevin Huber (3350 yards/71 punts)	2020
	46.84	Kevin Huber (3419 yards/73 punts)	2014
	46.60	Kevin Huber (4101 yards/88 punts)	2017
	46.58	Kevin Huber (3540 yards/76 punts)	2012
	46.32	Kevin Huber (3613 yards/78 punts)	2016

NOTE: Minimum 40 punts.

GAME	63.00	Will Brice (189 yds./three punts)	Sept. 12, 1999 at Tennessee
	55.67	Pat McInally (167 yds./three punts)	Sept. 27, 1981 vs. Buff. (OT)
	55.67	Kevin Huber (167 yds./three punts)	Dec. 29, 2019 vs. Cleveland
	55.50	Kevin Huber (222 yds./four punts)	Dec. 1, 2013 at San Diego
	55.00	Lee Johnson (220 yds./four punts)	Oct. 24, 1993 at Houston Oilers
	55.00	Kevin Huber (330 yds./six punts)	Sept. 13, 2020 vs. L.A. Chargers

NOTE: Minimum three punts.

(Regular-season individual records, continued)

NET YARDS PER PUNT

(SINCE 1976)

CAREER	40.22	Kevin Huber	2009-20
	35.74	Kyle Larson	2004-08
	35.28	Lee Johnson	1988-98
	33.96	Pat McNally	1976-85
	32.36	Nick Harris	2001-03

NOTE: Minimum 100 punts.

SEASON	42.82	Kevin Huber	2020
	42.11	Kevin Huber	2019
	42.10	Kevin Huber	2014
	41.97	Kevin Huber	2012
	40.80	Kevin Huber	2017

NOTE: Minimum 40 punts.

GAME	55.5	Kevin Huber	Dec. 1, 2013 at San Diego
	51.3	Lee Johnson	Nov. 6, 1994 at Seattle (OT)
	50.3	Kyle Larson	Dec. 9, 2007 vs. St. Louis Rams
	50.3	Kevin Huber	Oct. 27, 2013 vs. N.Y. Jets
	49.0	Kevin Huber	Sept. 21, 2014 vs. Tennessee

NOTE: Minimum three punts.

INSIDE-20 PUNTS

(SINCE 1976)

CAREER	315	Kevin Huber	2009-20
	186	Lee Johnson	1988-98
	157	Pat McNally	1976-85
	109	Kyle Larson	2004-08
	37	Nick Harris	2001-03

SEASON	33	Kevin Huber	2012
	32	Kevin Huber	2017
	30	Kevin Huber	2019
	29	Kevin Huber	2018
	28	Kyle Larson	2008

GAME	6	Lee Johnson	Nov. 2, 1997 vs. San Diego
	6	Kevin Huber	Sept. 14, 2017 vs. Houston Texans
	5	Pat McNally	Oct. 5, 1980 at Green Bay
	5	Pat McNally	Oct. 21, 1984 vs. Cleveland
	5	Kevin Huber	Sept. 13, 2009 vs. Denver
	5	Kevin Huber	Sept. 26, 2010 at Carolina

LONGEST PUNTS

75	Kyle Larson	Oct. 9, 2005 at Jacksonville
75	Kevin Huber	Dec. 1, 2013 at San Diego
73	Brad Costello	Dec. 13, 1998 at Indianapolis
72	Will Brice	Sept. 12, 1999 at Tennessee
72	Kevin Huber	Oct. 10, 2010 vs. Tampa Bay
72	Kevin Huber	Dec. 11, 2016 at Cleveland
72	Kevin Huber	Jan. 3, 2021 vs. Baltimore

PUNT RETURNS

TOTAL PUNT RETURNS

CAREER	153	Brandon Tate	2011-15
	140	Mike Martin	1983-89
	135	Alex Erickson	2016-20
	130	Lemar Parrish	1970-77
	98	Adam Jones	2010-17

SEASON	51	Brandon Tate	2011
	43	Patrick Robinson	1993
	40	Quan Cosby	2009
	39	Alex Erickson	2017
	36	Brandon Tate	2013

GAME	7	Tony Davis	Nov. 27, 1977 vs. N.Y. Giants
	7	Craig Yeast	Sept. 10, 2000 vs. Cleveland
	7	Brandon Tate	Oct. 2, 2011 vs. Buffalo
	6	(eight times; most recently Alex Erickson, Dec. 24, 2016 at Houston Texans)	

PUNT RETURN YARDS

CAREER	1411	Brandon Tate	2011-15
	1381	Mike Martin	1983-89
	1201	Lemar Parrish	1970-77
	1115	Adam Jones	2010-17
	1074	Alex Erickson	2016-20

SEASON	543	Brandon Tate	2011
	474	Quan Cosby	2009
	376	Mike Martin	1984
	338	Lemar Parrish	1974
	336	Brandon Tate	2013

GAME	126	T.J. Houshmandzadeh	Nov. 25, 2001 at Cleveland
	114	Quan Cosby	Sept. 20, 2009 at Green Bay
	106	Tommy Casanova	Oct. 8, 1972 vs. Denver
	100	Carl Pickens	Sept. 20, 1992 at Green Bay
	95	Lemar Parrish	Oct. 6, 1974 vs. Washington

AVERAGE YARDS PER PUNT RETURN

CAREER	11.38	Adam Jones (1115 yards/98 ret.)	2010-17
	9.99	Quan Cosby (699 yards/70 ret.)	2009-10
	9.86	Mike Martin (1381 yards/140 ret.)	1983-89
	9.74	Peter Warrick (526 yards/54 ret.)	2000-04
	9.64	Corey Sawyer (482 yards/50 ret.)	1994-98
	9.24	Lemar Parrish (1201 yards/130 ret.)	1970-77

NOTE: Minimum 50 returns.

SEASON	18.778	Lemar Parrish (338 yards/18 ret.)	1974
	15.667	Mike Martin (376 yards/24 ret.)	1984
	12.045	Adam Jones (265 yards/22 ret.)	2014
	11.850	Quan Cosby (474 yards/40 ret.)	2009
	11.808	Corey Sawyer (307 yards/26 ret.)	1994

NOTE: Minimum 1.25 returns per game in season.

PUNT RETURNS FOR TOUCHDOWNS

CAREER	4	Lemar Parrish	1970-77
	2	Mitchell Price	1990-93
	2	Craig Yeast	1999-2000
	2	Peter Warrick	2000-04

SEASON	2	Lemar Parrish	1974
	2	Craig Yeast	1999
	1	(many times; most recently Adam Jones, 2012)	

GAME	1	(many times; most recently Adam Jones, Sept. 16, 2012 vs. Cleveland)	
-------------	---	--	--

LONGEST PUNT RETURNS

95-td	Carl Pickens	Sept. 20, 1992 at Green Bay
90-td	Lemar Parrish	Oct. 6, 1974 vs. Washington
86-td	Craig Yeast	Nov. 21, 1999 vs. Baltimore Ravens
86	T.J. Houshmandzadeh	Nov. 25, 2001 at Cleveland
82-td	Corey Sawyer	Sept. 25, 1994 at Houston Oilers
82-td	Peter Warrick	Dec. 17, 2000 vs. Jacksonville

KICKOFF RETURNS

TOTAL KICKOFF RETURNS

CAREER	146	Tremain Mack	1997-2000
	145	Brandon Tate	2011-15
	136	Stanford Jennings	1984-90
	122	Glenn Holt	2006-08
	115	Eric Ball	1989-94

SEASON	64	Tab Perry	2005
	59	Glenn Holt	2007
	56	Bernard Scott	2010
	55	Deacon Turner	1979
	53	Brandon Bennett	2003

GAME	8	Eric Bieniemy	Nov. 30, 1997 at Philadelphia
	8	Tab Perry	Nov. 20, 2005 vs. Indianapolis
	7	(many times; most recently Brandon Tate, Oct. 5, 2014 at New England)	

KICKOFF RETURN YARDS

CAREER	3583	Tremain Mack	1997-2000
	3517	Brandon Tate	2011-15
	2961	Glenn Holt	2006-08
	2752	Stanford Jennings	1984-90
	2672	Alex Erickson	2016-20

SEASON	1562	Tab Perry	2005
	1432	Glenn Holt	2007
	1382	Tremain Mack	1999
	1257	Bernard Scott	2010
	1231	Brandon Bennett	2002

GAME	228	Brandon Bennett	Nov. 10, 2002 at Baltimore Ravens
	212	Tremain Mack	Nov. 1, 1998 vs. Denver
	206	Bernard Scott	Nov. 15, 2009 at Pittsburgh
	201	Eric Bieniemy	Oct. 26, 1997 at N.Y. Giants
	197	Tab Perry	Dec. 4, 2005 at Pittsburgh

(Regular-season individual records, continued)

AVERAGE YARDS PER KICKOFF RETURN

CAREER	26.35	Adam Jones (1344 yards/51 ret.)	2010-17
	24.74	Alex Erickson (2672 yards/108 ret.)	2016-20
	24.66	Lemar Parrish (1504 yards/61 ret.)	1970-77
	24.54	Tremain Mack (3583 yards/146 ret.)	1997-2000
	24.48	Bernard Scott (1787 yards/73 ret.)	2009-12
	24.27	Glenn Holt (2961 yards/122 ret.)	2006-08

NOTE: Minimum 50 returns.

SEASON	31.26	Adam Jones (844 yards/27 ret.)	2014
	31.25	Brandon Wilson (625 yards/20 ret.)	2019
	27.93	Alex Erickson (810 yards/29 ret.)	2016
	27.10	Tremain Mack (1382 yards/51 ret.)	1999
	26.23	Alex Erickson (1049 yards/40 ret.)	2018

NOTE: Minimum 1.25 returns per games in season.

KICKOFF RETURNS FOR TOUCHDOWNS

CAREER	2	Tremain Mack	1997-2000
	2	Brandon Wilson	2017-20

SEASON	1	(many times; most recently Brandon Wilson, 2020)
--------	---	--

GAME	1	(many times; most recently Brandon Wilson, Nov. 29, 2020 vs. N.Y. Giants)
------	---	---

LONGEST KICKOFF RETURNS

103-td	Brandon Wilson	Nov. 29, 2020 vs. N.Y. Giants
102-td	Eric Bieniemy	Oct. 26, 1997 at N.Y. Giants
100-td	Glenn Holt	Nov. 4, 2007 at Buffalo
99-td	Tremain Mack	Nov. 14, 1999 vs. Tennessee
98-td	Stanford Jennings	Nov. 13, 1988 at Kansas City

INTERCEPTIONS

TOTAL INTERCEPTIONS

CAREER	65	Ken Riley	1969-83
	33	Louis Breeden	1978-87
	31	David Fulcher	1986-92
	26	Leon Hall	2007-15
	25	Lemar Parrish	1970-77

SEASON	10	Deltha O'Neal	2005
	9	Ken Riley	1976
	8	Ken Riley	1983
	8	David Fulcher	1989
	8	Ashley Ambrose	1996
	8	Tory James	2004
	8	Reggie Nelson	2015

GAME	3	Lemar Parrish	Dec. 17, 1972 at Houston Oilers
	3	Ken Riley	Dec. 12, 1976 at N.Y. Jets
	3	Louis Breeden	Dec. 14, 1980 at Chicago (OT)
	3	Ken Riley	Nov. 28, 1982 vs. L.A. Raiders
	3	David Fulcher	Oct. 1, 1989 at Kansas City
	3	David Fulcher	Dec. 17, 1989 vs. Houston Oilers
	3	Deltha O'Neal	Sept. 18, 2005 vs. Minnesota
	3	Leon Hall	Dec. 21, 2008 at Cleveland

INTERCEPTION RETURN YARDS

CAREER	596	Ken Riley	1969-83
	558	Louis Breeden	1978-87
	354	Lemar Parrish	1970-77
	333	Reggie Nelson	2010-15
	305	Ray Griffin	1978-84

SEASON	167	Ray Griffin	1979
	145	Louis Breeden	1981
	141	Ken Riley	1976
	131	Shawn Williams	2018
	126	Darryl Williams	1993

GAME	107	James Francis	Nov. 22, 1992 vs. Detroit
	102	Louis Breeden	Nov. 8, 1981 at San Diego
	102	Artrell Hawkins	Nov. 3, 2002 at Houston Texans
	101	Dre Kirkpatrick	Nov. 19, 2017 at Denver
	97	Darryl Williams	Nov. 7, 1993 vs. Pittsburgh

LONGEST INTERCEPTION RETURNS

102-td	Louis Breeden	Nov. 8, 1981 at San Diego
102-td	Artrell Hawkins	Nov. 3, 2002 at Houston Texans
101	Dre Kirkpatrick	Nov. 19, 2017 at Denver
97-td	Darryl Williams	Nov. 7, 1993 vs. Pittsburgh
96-td	Ray Griffin	Nov. 11, 1979 vs. San Diego

INTERCEPTION RETURNS FOR TOUCHDOWNS

CAREER	5	Ken Riley	1969-83
	4	Lemar Parrish	1970-77
	3	Ray Griffin	1978-84
	3	James Griffin	1983-85
	3	James Francis	1990-98
	3	Johnathan Joseph	2006-10
SEASON	3	Leon Hall	2007-15
	2	Lemar Parrish	1972
	2	Tommy Casanova	1976
	2	Scott Perry	1978
	2	Ray Griffin	1980
	2	Ken Riley	1983

GAME	2	Lemar Parrish	Dec. 17, 1972 at Houston Oilers

SACKS

TOTAL SACKS

(SINCE 1976)

CAREER	83.5	Eddie Edwards	1977-88
	82.5	Carlos Dunlap	2010-20
	75.5	Geno Atkins	2010-20
	62.5	Reggie Williams	1976-89
	59.0	Ross Browner	1978-86

SEASON	22.0	Coy Bacon	1976
	13.5	Carlos Dunlap	2015
	13.0	Eddie Edwards	1983
	12.5	Geno Atkins	2012
	12.0	Eddie Edwards	1980

GAME	5.0	Eddie Edwards	Dec. 21, 1980 vs. Cleveland
	5.0	Antwan Odom	Sept. 20, 2009 at Green Bay
	4.0	Alfred Williams	Oct. 16, 1994 at Pittsburgh
	3.5	Gerald Dixon	Dec. 21, 1997 vs. Baltimore Ravens
	3.0	(many times; most recently Carlos Dunlap, Dec. 1, 2019 vs. N.Y. Jets)	

REGULAR-SEASON TEAM RECORDS

WINS/LOSSES

GAMES WON

SEASON	12	1981
	12	1988
	12	2015
	11	1975
	11	2005
	11	2013

HIGHEST WINNING PERCENTAGE

SEASON	.786	1975 (11-3)
	.750	1981 (12-4)
	.750	1988 (12-4)
	.750	2015 (12-4)
	.714	1973 (10-4)
	.714	1976 (10-4)

CONSECUTIVE GAMES WON

ALL GAMES	8	1970 (Games 8-14) and 1971 (Game 1)
	8	2015 (Games 1-8)
	7	1973 (Games 9-14) and 1974 (Game 1)

ONE SEASON	8	2015 (Games 1-8)
	7	1970 (Games 8-14)
	6	1973 (Games 9-14)
	6	1975 (Games 1-6)
	6	1988 (Games 1-6)

HOME GAMES (not including neutral sites)	11	2012 (one), 2013 (eight) and 2014 (two)
	10	1988 (eight) and 1989 (two)
	9	1975 (three) and 1976 (six)
	9	2012 (one) and 2013 (eight)
	8	1973 (seven) and 1974 (one)

ROAD GAMES (not including neutral sites)	5	2008 (one) and 2009 (four)
	4	(seven times; most recently 2015)

GAMES LOST

SEASON	14	2002
	14	2019
	13	(four times; most recently 1998)

LOWEST WINNING PERCENTAGE

SEASON	.125 (2-14)	2002
	.125 (2-14)	2019
	.188 (3-13)	(four times; most recently 1998)

CONSECUTIVE GAMES LOST

ALL GAMES	13	2018 (Games 15-16) and 2019 (Games 1-11)
	11	1992 (Game 16) and 1993 (Games 1-10)
	10	2010 (Games 4-13)
	9	1977 (Game 14) and 1978 (Games 1-8)
	9	1993 (Game 16) and 1994 (Games 1-8)
	9	1998 (Games 6-14)

HOME GAMES (not including neutral sites)	11	1998 (five) and 1999 (six)
	7	2002
	6	1987
	6	1992 (one) and 1993 (five)

ROAD GAMES (not including neutral sites)	15	1992 (three), 1993 (eight) and 1994 (four)
	13	2018 (five), 2019 (seven) and 2020 (one)
	10	1979 (eight) and 1980 (two)
	10	1990 (two) and 1991 (eight)

ONE SEASON	11	2019 (Games 1-11)
	10	1993 (Games 1-10)
	10	2010 (Games 4-13)
	9	1998 (Games 6-14)
	8	(four times; most recently 2008, Games 1-8)

SCORING

POINTS SCORED

SEASON	448	1988
	441	1985
	430	2013
	421	1981
	421	2005

GAME	61	Dec. 17, 1972 at Houston Oilers
	61	Dec. 17, 1989 vs. Houston Oilers
	58	Nov. 28, 2004 vs. Cleveland
	56	Oct. 29, 1989 vs. Tampa Bay
	55	Nov. 6, 1983 at Houston Oilers

HALF	45	Dec. 17, 1972 at Houston Oilers 2nd half
	41	Dec. 21, 1975 vs. San Diego 1st half
	38	Dec. 20, 1970 vs. Boston 1st half
	38	Nov. 20, 1983 vs. Houston Oilers 1st half

QUARTER	31	Nov. 17, 2013 vs. Cleveland 2nd quarter
	28	Dec. 17, 1972 at Houston Oilers 4th quarter
	28	Oct. 23, 1988 vs. Houston Oilers 1st quarter
	28	Nov. 19, 1989 vs. Detroit 2nd quarter
	27	Oct. 5, 1986 at Green Bay 2nd quarter
	27	Dec. 21, 1975 vs. San Diego 1st quarter

NOTE: The Bengals' highest point total in a third quarter is 21 (five times), most recently Dec. 17, 1989 vs. Houston Oilers.

TOUCHDOWNS

SEASON	59	1988
	54	2013
	53	1985
	52	1989
	51	1981
	51	1986

GAME	8	Oct. 29, 1989 vs. Tampa Bay
	8	Dec. 17, 1989 vs. Houston Oilers
	7	(eight times; most recently Oct. 27, 2013 vs. N.Y. Jets)

RUSHING TOUCHDOWNS

SEASON	27	1988
	24	1983
	24	1986
	23	1979
	23	1997

GAME	5	Nov. 6, 1983 at Houston Oilers
	5	Oct. 23, 1988 vs. Houston Oilers
	4	(eight times; most recently Oct. 4, 2015 vs. Kansas City)

PASSING TOUCHDOWNS

SEASON	33	2013
	32	1989
	32	2005
	31	1985
	31	2015

GAME	6	Oct. 29, 1989 vs. Tampa Bay
	6	Sept. 16, 2007 at Cleveland
	5	Dec. 21, 1986 vs. N.Y. Jets
	5	Dec. 17, 1989 vs. Houston Oilers
	5	Oct. 25, 2009 vs. Chicago
	5	Oct. 27, 2013 vs. N.Y. Jets

POINTS AFTER TOUCHDOWNS

SEASON	56	1988
	52	2013
	50	1986
	50	1989
	49	1981
	49	1985

GAME	8	Oct. 29, 1989 vs. Tampa Bay
	7	(seven times; most recently Oct. 27, 2013 vs. N.Y. Jets)

FIELD GOALS		
SEASON	33	2011
(total)	31	2007
	30	2012
	29	1995
	28	1994
	28	2005
	28	2016
SEASON	2.06	2011 (33 field goals/16 games)
(average per	1.94	2007 (31 field goals/16 games)
team game)	1.93	1972 (27 field goals/14 games)
	1.88	2012 (30 field goals/16 games)
	1.81	1995 (29 field goals/16 games)
	1.79	1970 (25 field goals/14 games)
GAME	7	Nov. 11, 2007 at Baltimore Ravens
	6	Nov. 6, 1994 at Seattle (OT)
	5	(eight times; most recently Sept. 29, 2016 vs. Miami)
SAFETIES		
SEASON	3	1993
	2	(four times; most recently 1995)
GAME	1	(many times; most recently Nov. 27, 2016 at Baltimore Ravens)
OFFENSE		
FIRST DOWNS		
SEASON	361	1981
	351	1988
	348	1986
	348	1989
	344	1985
GAME	35	Dec. 17, 1989 vs. Houston Oilers
	35	Oct. 30, 2016 vs. Washington (OT) [at London, England]
	34	Nov. 17, 1975 vs. Buffalo
	34	Dec. 7, 1975 at Philadelphia
	34	Nov. 27, 1988 vs. Buffalo
	34	Dec. 4, 1997 vs. Tennessee
TOTAL NET YARDS		
SEASON	6490	1986
	6101	1989
	6057	1988
	5968	1981
	5900	1985
GAME	621	Dec. 21, 1986 vs. N.Y. Jets
	584	Dec. 7, 1986 at New England
	584	Dec. 17, 1989 vs. Houston Oilers
	582	Oct. 7, 1990 at L.A. Rams (OT)
	571	Nov. 22, 1981 vs. Denver
NET YARDS RUSHING		
SEASON	2710	1988
	2533	1986
	2483	1989
	2329	1979
	2314	2000
GAME	407	Oct. 22, 2000 vs. Denver
	300	Dec. 7, 1986 at New England
	292	Dec. 3, 2000 vs. Arizona
	279	Dec. 12, 1999 vs. Cleveland
	276	Dec. 4, 1997 vs. Tennessee
RUSHING ATTEMPTS		
SEASON	563	1988
	560	1979
	542	1983
	540	1984
	538	1987
GAME	61	Oct. 11, 1987 at Seattle
	57	Nov. 9, 2003 vs. Houston Texans
	55	Oct. 14, 1973 vs. Pittsburgh
	55	Dec. 4, 1977 at Kansas City
	55	Dec. 4, 1983 at Pittsburgh
AVERAGE YARDS PER RUSHING ATTEMPT		
SEASON	4.862	1986 (2533 yards/521 att.)
	4.813	1988 (2710 yards/563 att.)
	4.694	1989 (2483 yards/529 att.)
	4.685	2018 (1682 yards/359 att.)
	4.675	2000 (2314 yards/495 att.)

NET YARDS PASSING		
SEASON	4136	2013
(total)	4012	2007
	3995	1981
	3957	1986
	3942	2016
SEASON	259.89	1982 (2339 yards/nine games)
(average per	258.50	2013 (4136 yards/16 games)
team game)	250.75	2007 (4012 yards/16 games)
	249.69	1981 (3995 yards/16 games)
	247.31	1986 (3957 yards/16 games)
GAME	483	Oct. 7, 1990 at L.A. Rams (OT)
	447	Nov. 19, 1989 vs. Detroit
	441	Nov. 17, 1975 vs. Buffalo
	417	Nov. 12, 2006 vs. San Diego
	416	Dec. 21, 1986 vs. N.Y. Jets
PASSING ATTEMPTS		
SEASON	619	2019
	602	2001
	591	2002
	590	2010
	587	2013
GAME	68	Dec. 30, 2001 vs. Pittsburgh (OT)
	61	Sept. 17, 2020 at Cleveland
	56	Dec. 20, 1982 at San Diego
	56	Dec. 22, 2019 at Miami (OT)
	54	Dec. 25, 1989 at Minnesota
	54	Sept. 18, 2016 at Pittsburgh
COMPLETIONS		
SEASON	373	2007
	372	2020
	365	2010
	364	2013
	364	2016
GAME	40	Dec. 20, 1982 at San Diego
	37	Nov. 18, 2007 vs. Arizona
	37	Sept. 17, 2020 at Cleveland
	36	Oct. 24, 2010 at Atlanta
	36	Oct. 25, 2020 vs. Cleveland
PASSES HAD INTERCEPTED		
SEASON	30	1978
	26	2001
	25	1980
	23	1990
	22	(four times; most recently 2004)
GAME	5	(six times; most recently Nov. 25, 2001 at Cleveland)
FEWEST SACKS ALLOWED		
SEASON	17	2007
(total)	21	2005
	23	2014
	24	1972
	24	1973
SEASON	1.06	2007 (17 sacks/16 games)
(average per	1.31	2005 (21 sacks/16 games)
team game)	1.44	2014 (23 sacks/16 games)
	1.56	1995 (25 sacks/16 games)
	1.56	2011 (25 sacks/16 games)
MOST SACKS ALLOWED		
SEASON	63	1979
(total)	57	1969
	53	1993
	53	1998
	52	2000
SEASON	4.07	1969 (57 sacks/14 games)
(average per	3.94	1979 (63 sacks/16 games)
team game)	3.31	1993 (53 sacks/16 games)
	3.31	1998 (53 sacks/16 games)
	3.25	2000 (52 sacks/16 games)
GAME	10	Oct. 19, 1969 vs. Denver
	10	Nov. 29, 1992 vs. Pittsburgh
	10	Oct. 13, 1996 at Pittsburgh

DEFENSE**FEWEST POINTS ALLOWED**

SEASON (total)	177	1982 (strike season with nine games)
	210	1976
	229	1972
	231	1973
	235	1977

SEASON (average per team game)	15.00	1976 (210 points/14 games)
	16.36	1972 (229 points/14 games)
	16.50	1973 (231 points/14 games)
	16.79	1977 (235 points/14 games)
	17.44	2015 (279 points/16 games)

GAME	0	(many times; most recently Dec. 14, 2014 at Cleveland)
-------------	---	--

MOST POINTS ALLOWED

SEASON	460	1999
	456	2002
	455	2018
	452	1998
	437	1985

GAME	52	Dec. 8, 2002 at Carolina
	51	Sept. 9, 1979 at Buffalo
	51	Sept. 16, 2007 at Cleveland
	51	Nov. 11, 2018 vs. New Orleans
	50	Dec. 20, 1982 at San Diego

HALF	42	Nov. 12, 2006 vs. San Diego (2nd half)
	41	Sept. 9, 1979 at Buffalo (2nd half)
	36	Nov. 19, 1995 vs. Pittsburgh (2nd half)
	36	Dec. 8, 2002 at Carolina (2nd half)

FEWEST FIRST DOWNS ALLOWED

GAME	5	Dec. 14, 2014 at Cleveland
	6	Oct. 14, 1973 vs. Pittsburgh
	6	Dec. 12, 1976 at N.Y. Jets
	7	Sept. 26, 1976 vs. Green Bay
	8	Nov. 30, 1969 at Buffalo
	8	Dec. 20, 1970 vs. Boston
	8	Nov. 28, 1971 vs. San Diego
	8	Sept. 29, 2016 vs. Miami

MOST FIRST DOWNS ALLOWED

GAME	34	Dec. 20, 1982 at San Diego
	34	Oct. 13, 1985 vs. N.Y. Giants
	33	Nov. 24, 1968 vs. Oakland
	33	Oct. 21, 2018 at Kansas City
	33	Nov. 11, 2018 vs. New Orleans

FEWEST TOTAL NET YARDS ALLOWED

SEASON (total)	2893	1982 (strike season with nine games)
	3552	1972
	3670	1976
	3705	1973
	3906	1971

SEASON (average per team game)	253.71	1972 (3552 yards/14 games)
	262.14	1976 (3670 yards/14 games)
	264.64	1973 (3705 yards/14 games)
	270.44	1983 (4327 yards/16 games)
	279.00	1971 (3906 yards/14 games)

GAME	36	Sept. 26, 1976 vs. Green Bay
	72	Dec. 12, 1976 at N.Y. Jets
	107	Dec. 14, 2014 at Cleveland
	130	Nov. 28, 1971 vs. San Diego
	137	Sept. 17, 1972 at New England

MOST TOTAL NET YARDS ALLOWED

SEASON (total)	6618	2018
	6349	1995
	6299	2019
	6227	2020
	5911	1979

SEASON (average per team game)	413.63	2018 (6618 yards/16 games)
	396.81	1995 (6349 yards/16 games)
	393.69	2019 (6299 yards/16 games)
	389.19	2020 (6227 yards/16 games)
	381.21	1969 (5337 yards/14 games)

GAME	661	Dec. 20, 1982 at San Diego
	604	Nov. 24, 1968 vs. Oakland
	595	Nov. 19, 2006 at New Orleans
	576	Oct. 28, 2018 vs. Tampa Bay
	571	Sept. 15, 2019 vs. San Francisco

FEWEST NET YARDS RUSHING ALLOWED

GAME	11	Dec. 12, 1999 vs. Cleveland
	22	Dec. 23, 1990 vs. Houston Oilers
	25	Sept. 19, 2004 vs. Miami
	26	Sept. 19, 1982 at Pittsburgh (OT)
	27	Oct. 13, 1985 vs. N.Y. Giants
	27	Sept. 15, 1996 vs. New Orleans

MOST NET YARDS RUSHING ALLOWED

GAME	404	Jan. 3, 2021 vs. Baltimore
	313	Oct. 26, 1969 at Kansas City
	309	Dec. 7, 1969 at Oakland
	293	Nov. 12, 1972 vs. Oakland
	281	Dec. 22, 1985 at New England

FEWEST NET YARDS PASSING ALLOWED

GAME	-35	Sept. 26, 1976 vs. Green Bay
	-4	Oct. 4, 1981 at Houston Oilers
	3	Sept. 15, 1974 vs. Cleveland
	8	Dec. 12, 1976 at N.Y. Jets
	19	Nov. 24, 1991 vs. L.A. Raiders

MOST NET YARDS PASSING ALLOWED

GAME	504	Nov. 19, 2006 at New Orleans
	486	Dec. 20, 1982 at San Diego
	450	Oct. 28, 2018 vs. Tampa Bay
	446	Oct. 30, 2016 vs. Washington (OT) [at London, England]
	443	Oct. 13, 1985 vs. New York Giants

INTERCEPTIONS

SEASON	34	1996
	31	2005
	27	1971
	26	1976
	25	1984

GAME	6	Nov. 28, 1971 vs. San Diego
	6	Dec. 12, 1976 at N.Y. Jets

SACKS

SEASON (total)	51	2012
	48	2001
	46	1976
	45	1992
	45	2011

SEASON (average per team game)	3.29	1976 (46 sacks/14 games)
	3.19	2012 (51 sacks/16 games)
	3.07	1973 (43 sacks/14 games)
	3.00	2001 (48 sacks/16 games)
	2.81	1992 (45 sacks/16 games)
	2.81	2011 (45 sacks/16 games)

GAME	8	Oct. 16, 1994 at Pittsburgh
	8	Dec. 9, 2001 vs. Jacksonville
	7	(nine times; most recently Sept. 10, 2006 at Kansas City)

(Regular-season team records, continued)

PENALTIES		
FEWEST PENALTIES INCURRED		
SEASON	50	1969
	55	1968
	56	1982 (strike season with nine games)
	69	1998
	71	1970
MOST PENALTIES INCURRED		
SEASON	126	1999
	118	1980
	114	2009
	114	2018
	111	1986
	111	2015
GAME	17	Sept. 18, 2005 vs. Minnesota
	16	Oct. 6, 1985 vs. N.Y. Jets
	16	Nov. 7, 1999 at Seattle
	15	(three times; most recently Nov. 21, 1999 vs. Baltimore Ravens)

FEWEST PENALTY YARDS INCURRED		
SEASON	475	1982 (strike season with nine games)
(total)	556	1969
	586	1968
	591	2008
	618	1994
SEASON	36.94	2008 (591 yards/16 games)
(average per	38.63	1994 (618 yards/16 games)
team game)	38.75	1998 (620 yards/16 games)
	39.19	1990 (627 yards/16 games)
	39.71	1969 (556 yards/14 games)
MOST PENALTY YARDS INCURRED		
SEASON	1027	1999
(total)	1027	2017
	1000	2013
	957	2018
	956	1978
SEASON	65.79	1971 (921 yards/14 games)
(average per	64.19	1999 (1027 yards/16 games)
team game)	64.19	2017 (1027 yards/16 games)
	62.50	2013 (1000 yards/16 games)
	61.36	1977 (859 yards/14 games)
GAME	173	Dec. 4, 2017 vs. Pittsburgh
	134	Nov. 10, 2013 at Baltimore Ravens (OT)
	133	Oct. 1, 1978 at San Francisco
	132	Nov. 1, 1987 vs. Houston Oilers
	127	Nov. 21, 1999 vs. Baltimore Ravens

OPPONENTS' INDIVIDUAL RECORDS

SCORING

TOTAL POINTS

GAME	24	Roland Hooks, Sept. 9, 1979 at Buffalo (four rushing TDs)
	24	Az-Zahir Hakim, Oct. 3, 1999 vs. St. Louis Rams (three receiving TDs/one punt return TD)
	24	LaDainian Tomlinson, Nov. 12, 2006 vs. San Diego (four rushing TDs)

TOUCHDOWNS

GAME	4	Roland Hooks, Sept. 9, 1979 at Buffalo (four rushing TDs)
	4	Az-Zahir Hakim, Oct. 3, 1999 vs. St. Louis Rams (three receiving TDs/one punt return TD)
	4	LaDainian Tomlinson, Nov. 12, 2006 vs. San Diego (four rushing TDs)

FIELD GOALS

GAME	7	Cairo Santos, Oct. 4, 2015 vs. Kansas City (seven for seven)
	6	Chris Boswell, Dec. 18, 2016 vs. Pittsburgh (six for six)
	5	(nine times; most recently Chris Boswell, Oct. 22, 2017 at Pittsburgh [five for five])

LONGEST FIELD GOALS

60	Steve Cox, Oct. 21, 1984 vs. Cleveland
59	Michael Badgley, Dec. 9, 2018 at L.A. Chargers
58	Robbie Gould, Sept. 8, 2013 at Chicago
57	Justin Tucker, Nov. 27, 2016 at Baltimore Ravens
56	Josh Lambo, Nov. 5, 2017 at Jacksonville
56	Justin Tucker, Nov. 18, 2018 at Baltimore Ravens

RUSHING

TOTAL RUSHING ATTEMPTS

GAME	45	Jamie Morris, Dec. 17, 1988 vs. Washington (OT) (152 rushing yards)
	41	Franco Harris, Oct. 17, 1976 at Pittsburgh (143 rushing yards)
	40	Adrian Murrell, Sept. 28, 1997 vs. N.Y. Jets (156 rushing yards)

RUSHING YARDS

GAME	227	Priest Holmes, Nov. 22, 1998 vs. Baltimore Ravens (36 attempts)
	216	Jamal Lewis, Sept. 16, 2007 at Cleveland (27 attempts)
	215	Terrell Davis, Sept. 21, 1997 at Denver (27 attempts)
	202	Earl Campbell, Oct. 26, 1980 at Houston Oilers (27 attempts)
	201	Larry Johnson, Jan. 1, 2006 at Kansas City (26 attempts)

RUSHING TOUCHDOWNS

GAME	4	Roland Hooks, Sept. 9, 1979 at Buffalo
	4	LaDainian Tomlinson, Nov. 12, 2006 vs. San Diego
	3	(many times; most recently Larry Johnson, Jan. 1, 2006 at Kansas City)

LONGEST RUSHES

92-td	Bo Jackson, Nov. 5, 1989 at L.A. Raiders
88	Bo Jackson, Dec. 16, 1990 at L.A. Raiders
80-td	Warren McVea, Oct. 26, 1969 at Kansas City

PASSING

TOTAL PASSING ATTEMPTS

GAME	63	Elvis Grbac, Sept. 23, 2001 vs. Baltimore Ravens (33 completions)
	62	Phil Simms, Oct. 13, 1985 vs. N.Y. Giants (40 completions)
	62	Joe Flacco, Sept. 7, 2014 at Baltimore Ravens (35 completions)
	60	Carson Wentz, Dec. 4, 2016 vs. Philadelphia (36 completions)
	58	Donovan McNabb, Nov. 16, 2008 vs. Philadelphia (OT) (28 completions)

COMPLETIONS

GAME	40	Phil Simms, Oct. 13, 1985 vs. N.Y. Giants (62 attempts)
	39	Andrew Luck, Sept. 9, 2018 at Indianapolis (53 attempts)
	38	Kirk Cousins, Oct. 30, 2016 vs. Washington (OT) (London, Eng.) (56 att.)
	37	Drew Brees, Nov. 19, 2006 at New Orleans (52 attempts)
	36	Carson Wentz, Dec. 4, 2016 vs. Philadelphia (60 attempts)

PASSING YARDS

GAME	513	Phil Simms, Oct. 13, 1985 vs. N.Y. Giants (40 comp./62 att.)
	510	Drew Brees, Nov. 19, 2006 at New Orleans (37 comp./52 att.)
	458	Kirk Cousins, Oct. 30, 2016 vs. Wash. (OT) (London, Eng.) (38 comp./56 att.)
	450	Dan Marino, Oct. 1, 1995 vs. Miami (33 comp./48 att.)
	437	Jeff Garcia, Dec. 5, 1999 vs. San Francisco (33 comp./49 att.)

TOUCHDOWN PASSES

GAME	5	Warren Moon, Oct. 14, 1990 at Houston Oilers
	5	Jim Kelly, Oct. 21, 1991 at Buffalo
	5	Warren Moon, Oct. 11, 1992 vs. Houston Oilers
	5	Kelly Holcomb, Nov. 28, 2004 vs. Cleveland
	5	Derek Anderson, Sept. 16, 2007 at Cleveland
	5	Baker Mayfield, Oct. 25, 2020 vs. Cleveland

PASSES HAD INTERCEPTED

GAME	5	Daryle Lamonica, Nov. 2, 1969 vs. Oakland (44 passes)
	5	Daunte Culpepper, Sept. 18, 2005 vs. Minnesota (37 passes)
	5	Kyle Orton, Sept. 25, 2005 at Chicago (39 passes)
	5	Brett Favre, Oct. 30, 2005 vs. Green Bay (39 passes)

LONGEST PASSES

99-td	Jeff Garcia to Andre' Davis.....	Oct. 17, 2004 at Cleveland
94-td	Ben Roethlisberger to Martavis Bryant.....	Dec. 7, 2014 vs. Pittsburgh
87-td	Jerry Rhyme to Charlie Joiner.....	Dec. 13, 1970 at Houston Oilers
87-td	Kyle Orton to Brandon Stokley.....	Sept. 13, 2009 vs. Denver
84-td	Jim Kelly to Chris Burkett.....	Sept. 14, 1986 vs. Buffalo
84-td	Jay Schroeder to Willie Gault.....	Nov. 5, 1989 at L.A. Raiders

RECEIVING

TOTAL RECEPTIONS

GAME	14	Jimmy Smith, Jan. 2, 2000 at Jacksonville (165 receiving yards)
	13	Art Monk, Dec. 15, 1985 at Washington (230 receiving yards)
	13	Hines Ward, Nov. 30, 2003 at Pittsburgh (149 receiving yards)
	13	Steve Smith, Sept. 27, 2015 at Baltimore Ravens (186 receiving yards)
	12	Mark Bavaro, Oct. 13, 1985 vs. N.Y. Giants (176 receiving yards)
	12	Jack Doyle, Oct. 29, 2017 vs. Indianapolis (121 receiving yards)

RECEIVING YARDS

GAME	260	Wes Chandler, Dec. 20, 1982 at San Diego (10 receptions)
	230	Art Monk, Dec. 15, 1985 at Washington (13 receptions)
	220	James Lofton, Oct. 21, 1991 at Buffalo (eight receptions)
	220	Cooper Kupp, Oct. 27, 1991 vs. L.A. Rams at London (seven receptions)
	201	Roddy White, Oct. 24, 2010 at Atlanta (11 receptions)

RECEIVING TOUCHDOWNS

GAME	3	Warren Wells, Dec. 7, 1969 at Oakland
	3	Roger Carr, Sept. 19, 1976 at Baltimore Colts
	3	Haywood Jeffires, Oct. 11, 1992 vs. Houston Oilers
	3	Haywood Jeffires, Nov. 14, 1993 vs. Houston Oilers
	3	Az-Zahir Hakim, Oct. 3, 1999 vs. St. Louis Rams
	3	Steve Heiden, Nov. 28, 2004 vs. Cleveland
	3	Marvin Harrison, Dec. 18, 2006 at Indianapolis
	3	Stevie Johnson, Nov. 21, 2010 vs. Buffalo

PUNTING

TOTAL PUNTS

GAME	12	Bill Van Heusen, Oct. 6, 1968 at Denver (532 punting yards)
	12	Josh Miller, Oct. 15, 2000 at Pittsburgh (526 punting yards)

LONGEST PUNTS

76	Lee Johnson, Sept. 9, 2001 vs. New England
74	Dan Pastorini, Oct. 24, 1976 at Houston Oilers
74	Brad Wing, Dec. 7, 2014 vs. Pittsburgh
74	Brett Kern, Nov. 12, 2017 at Tennessee

PUNT RETURNS

PUNT RETURN YARDS

GAME	153	Steve Smith, Dec. 8, 2002 at Carolina (three returns)
	127	Billy "White Shoes" Johnson, Oct. 5, 1975 at Houston Oilers (six returns)
	120	Josh Cribbs, Oct. 4, 2009 at Cleveland (OT) (six returns)

LONGEST PUNT RETURNS

95-td	Lamont Brightful, Nov. 10, 2002 at Baltimore Ravens
92-td	Eric Metcalf, Sept. 4, 1994 vs. Cleveland
87-td	Jermaine Lewis, Sept. 27, 1998 at Baltimore Ravens
87-td	Steve Smith, Dec. 8, 2002 at Carolina

KICKOFF RETURNS

KICKOFF RETURN YARDS

GAME	229	Desmond Howard, Oct. 28, 2001 at Detroit (five returns)
	220	Terrence McGee, Dec. 24, 2005 vs. Buffalo (five returns)
	212	Richard Alston, Nov. 28, 2004 vs. Cleveland (10 returns)

LONGEST KICKOFF RETURNS

105-td	Mercury Morris, Sept. 14, 1969 vs. Miami
105-td	Trindon Holliday, Nov. 4, 2012 vs. Denver
103-td	Bob Gresham, Sept. 23, 1973 vs. Houston Oilers
101-td	Derrick Mason, Nov. 18, 2001 vs. Tennessee
100-td	Max Anderson, Sept. 22, 1968 vs. Buffalo
100-td	Jon Vaughn, Dec. 20, 1992 vs. New England

INTERCEPTIONS


TOTAL INTERCEPTIONS

GAME	3	Mike Wagner, Oct. 28, 1973 at Pittsburgh
	3	Lee Roy Jordan, Nov. 4, 1973 at Dallas
	3	Anthony Leonard, Oct. 1, 1978 at San Francisco
	3	Todd Scott, Sept. 27, 1992 vs. Minnesota
	3	Antrel Rolle, Nov. 18, 2007 vs. Arizona

LONGEST INTERCEPTION RETURNS

98-td	Chad Williams, Dec. 1, 2002 vs. Baltimore Ravens
94-td	Brent Grimes, Oct. 31, 2013 at Miami
89-td	Marcus Peters, Nov. 10, 2019 vs. Baltimore Ravens
85-td	Kelvin Hayden, Dec. 7, 2008 at Indianapolis
83-td	Phillip Buchanon, Sept. 14, 2003 at Oakland

**CORNERBACK
LEMAR PARRISH
[1970-77]**



TEAM HISTORY

PRE-1966

Paul Brown had left the Cleveland Browns following the 1962 season, with an NFL coaching record of 115-49-6 and three league championships. He had also won four titles with the Browns in the All-America Football Conference, before they joined the NFL. But Brown was ousted from Cleveland by Art Modell, who had bought the Browns franchise in 1961. Despite Brown's founder's status with the Cleveland club, he had never been majority owner, and Modell showed Brown the door while telling the already legendary coach, "This can never be my team as long as you are here." It was a compliment, in a fashion, but it was a bitter blow to pro football's legendary innovator. Brown sought to return to the game, with operational control of a franchise, and in 1965 his son Mike completed a study on pro football expansion. The study recommended Cincinnati as a potential site. Later that year, Paul Brown met with Ohio Governor James Rhodes, who agreed to support a push for a second team for the state.

1966

Faced with serious concerns from the Reds baseball team regarding Crosley Field, as well as with growing civic support to push for pro football, Cincinnati's city council approved the construction of a dual-purpose downtown riverfront stadium, with seating capacity of more than 50,000.

1967

Cincinnati was awarded an American Football League expansion franchise on May 24, and on Sept. 26, the league's ownership decision came down in favor of the group led by Paul Brown. The franchise was to begin play in 1968, but it acquired its first player late in '67, trading two draft picks to the Miami Dolphins for QB John Stofa. And what would the team's nickname be? A Cincinnati newspaper poll showed much sentiment among Queen City fans for the name "Buckeyes," but Brown nixed that idea. Brown said that the name "belonged to Ohio State," and he added that the Buckeyes weren't all that popular in Kentucky, Indiana and West Virginia, which he considered part of a regional fan base for his team. Ownership instead chose the nickname "Bengals," with Brown making the announcement at an Oct. 26 news conference. The tiger theme was familiar to Brown, who had enjoyed great success with the Massillon (Ohio) High School Tigers early in his coaching career. Also, "Bengals" had been the nickname of a Cincinnati pro football franchise of the late 1930s and early '40s, and Brown had three members of that original Bengals team at his news conference. Brown cited a "precedence for reviving old team nicknames," noting that the Baltimore Colts and Buffalo Bills carried the same nicknames as previous unrelated pro teams in their towns. As for how the original 1930s team came to be known as Bengals, one school of thought associated the name with a hugely popular mid-'30s movie called "The Lives of a Bengal Lancer." The movie dealt not with tigers, but with the exploits of British soldiers in colonial India. That concept was clearly in Paul Brown's mind some 32 years after the movie's 1935 nomination for Best Picture, because Brown said at the nickname news conference, "We mean the tigers, not the lancers." But whatever connection may have been made between the original team and the movie, it seems to have been more a case of coincidence than design. The original Bengals indisputably used tiger images in promoting the team. And Hal Pennington, who coached and managed the original team after his 1934 graduation from Xavier University as a multi-sport star, said in a '67 interview that he named the team to represent a tiger theme. Pennington said he was sitting in his mother's kitchen when he was struck by a product or advertisement — he couldn't remember exactly what — whose trademark included the name "Bengal" and a tiger-head image. "The (tiger) picture was so animated, it inspired me," Pennington recalled. "I just figured 'Bengals' would be a good name for the team."

1968

The Bengals fielded their first team, with an agreement to play two seasons at Nippert Stadium, on the University of Cincinnati campus, during construction of the as-yet-unnamed downtown stadium. The Bengals were placed as the fifth team the AFL's Western Division, bringing league membership to 10. They were awarded 40 veteran players in the AFL allocation draft, but the draft was not generous to Cincinnati, allowing existing teams wide latitude to protect the best talent. Of the 40 selections, only 16 ever played for Cincinnati, and only three would play as many as four seasons. G Pat Matson of Oregon, obtained from the Denver Broncos, would play the most Bengals seasons (seven) of any of the expansion draft signees. In the college draft, the Bengals selected Tennessee

center Bob Johnson as their first pick. Johnson would go on to play 12 Bengals seasons, with an AFL All-Star game selection. The Bengals played their first preseason game on Aug. 3 at Nippert, losing 38-14 to Kansas City before a crowd of 21,682. Jon Stofa was the starting QB against the Chiefs. In the regular season, the Bengals lost their opener at San Diego, with rookie Dewey Warren as starting QB, but Cincinnati won its next two, posting double-digit margins at home over Denver and Buffalo. The team would win only once more, however, finishing 3-11. Though Warren, a sixth-round draft choice from Tennessee, took the first regular-season snap at QB, Stofa and future Bengals head coach Sam Wyche also saw significant time at QB during the season. Regular-season home attendance averaged 25,766. Rookie RB Paul Robinson led the AFL in rushing with 1023 yards and was named AFL Rookie of the Year.

1969

The team selected QB Greg Cook of the University of Cincinnati with its first draft pick (fifth overall), and Cook was an immediate sensation. He led the second-year club to a 3-0 start, including victories over AFL powerhouses Oakland and Kansas City. "If (Cook) stays with it, I've got myself another Otto Graham," Paul Brown said. But Cook suffered a shoulder injury in Cincinnati's Game 3 win over Kansas City, and though he returned to play later in the season, winning the AFL passing title and league Offensive Rookie of the Year honors, he never fully recovered from the injury. The Chillicothe, Ohio native would play in only one more game after '69, and likely more than any other Bengals player, he has inspired thoughts of "what might have been." Cook's average-yards-per-pass-attempt in '69 was 9.41, still a team record through 2020 and the oldest surviving mark in the franchise record book. Although the team faltered after Cook's injury, finishing 4-9-1, Brown was named AFL Coach of the Year, and LB Bill Bergey, the team's second-round draft pick, was named AFL Defensive Rookie of the Year. Local support for the Bengals grew steadily, and on Oct. 7, the club announced that the remainder of the home season at Nippert Stadium was sold out. On Nov. 9, the Bengals played the franchise's first game on an artificial surface, tying Houston 31-31 at the Astrodome. The club experienced a tragedy on the morning of Sept. 15, day of the season opener, when LB Frank Buncom of Southern California, a 29-year-old about to enter his eighth NFL season, was found dead at the team hotel, due to a blood clot that had reached a lung.

1970

The year was a highly significant one for the Bengals, in both a football and a civic sense. On the football side, the Bengals moved into the NFL as part of the league's merger with the AFL. Paul Brown's quest in returning to pro football, following his ouster from Cleveland by Art Modell in 1962, had always been about re-joining the NFL. So when the Bengals began play in the AFL in 1968, it was key for Brown to know that the '70 NFL-AFL merger was already approved. There was much debate and controversy over exactly how the leagues would combine. The Bengals pushed strongly for a full merger, with the 26 clubs divided into two 13-team conferences. Other interests sought to keep the 16 NFL teams and 10 AFL teams in separate conferences of unequal size. But the full-merger view prevailed, with the NFL's Baltimore Colts, Cleveland Browns and Pittsburgh Steelers agreeing to join the 10 AFL teams in the new American Football Conference (AFC). The remaining 13 NFL teams formed the National Conference. The Bengals were part of a four-team AFC Central Division, joined by Cleveland, Pittsburgh and the AFL Houston Oilers. Thus was born the twice-annual "Battle of Ohio" between the Bengals and Browns. The Bengals started horribly on the field, losing six of their first seven games, but they roared to life in winning their last seven and claimed the first AFC Central title at 8-6, by a game over Cleveland. The Bengals became, at that time, the youngest franchise (third year of existence) to reach the NFL playoffs. Baltimore squelched the Bengals 17-0 in the first round of the playoffs, but that Colts club would go on to win Super Bowl V, and Brown won the Associated Press NFL Coach of the Year award. On the civic side, 1970 was the debut season for Cincinnati's dual-sport downtown stadium, which would be the Bengals' home through 1999. It was announced on Jan. 9 that the facility was officially named "Cincinnati Riverfront Stadium," but in popular usage the name soon became just "Riverfront Stadium." Though seating capacity for football varied, due to whether the Reds' home baseball season was still on, the new stadium roughly doubled the capacity of Nippert Stadium. The Bengals first played at Riverfront on Aug. 8, defeating Washington in a preseason game. The first regular-season game was on Sept. 20, a 31-21 win over Oakland, with QB and future Bengals head coach

Sam Wyche scoring the new facility's first regular-season football points, on a five-yard TD run in the first quarter. The club averaged 58,251 home attendance in the regular season. The baseball Reds had begun their tenure at Riverfront with a game vs. Atlanta on June 30.

1971

The Bengals went 5-0-1 in preseason and opened the regular season with high hopes of defending their AFC Central Division title. They started off with a 37-14 rout of Philadelphia at home, but they lost the next seven and finished at 4-10. The puzzling outfit stumbled despite outgaining foes by more than 25 yards per game and posting a plus-16 turnover differential. Six of their losses came by four points or less. QB Sam Wyche, who would become Bengals head coach in 1984, was traded in May to Washington, and Virgil Carter was the starting QB for most of the season. But Carter missed some time with injuries, allowing for the debut of third-round draft pick Ken Anderson, who immediately attracted notice as a prospect of great promise. Anderson could not turn the '71 season around, but it was the start of a 16-year career (longest in Bengals history through 2020) that would end with him holding all the team's major passing records at that time. The first of Anderson's career 197 Bengals TD passes was a five-yarder to WR Eric Crabtree in the fourth quarter of a 20-17 loss on Oct. 3 at Green Bay. On Nov. 28, the Bengals posted the first shutout in franchise history, 31-0 at home over San Diego. Regular-season home attendance was strong in Riverfront Stadium's second year, as the average of 59,266 would not be topped until the 2003 season at Paul Brown Stadium. Cincinnati's Dave Lewis won his second consecutive NFL punting title, averaging 44.8 yards.

1972

The team rallied from the disappointment of 1971 to finish 8-6 for the second time in three seasons. It wasn't enough for a second playoff berth in three years, but Coach Paul Brown said at season's end that the Bengals had met his goal of becoming a "fully competitive" NFL franchise by Year Five. (The Bengals would back up those words by going 38-18 over the next four seasons.) Besides the drama of a playoff bid that ended with a loss to Cleveland in Game 13, the season's major storyline was the battle between veteran Virgil Carter and second-year Ken Anderson for the No. 1 QB spot. Anderson got Brown's nod in preseason, but Carter took the job back for Game 9 vs. Oakland, after Anderson had struggled in a 40-17 loss to Pittsburgh. Carter was injured in the Oakland game, however, and Anderson started Game 10, a 20-19 upset loss to a Baltimore team that had won only twice. Carter started in a Game 11 win at Chicago, but passed for only 120 yards with two INTs, and Anderson was re-installed at No. 1 for a Game 12 win vs. the Giants. Anderson started the crucial Game 13 vs. Cleveland, but he was sidelined with an injury, and the Browns sealed a 27-24 win when Carter suffered an INT by LB Billy Andrews on a short pass to Cleveland's goal line with 0:36 to play. Anderson came back to start the play-for-pride season finale, directing a 61-17 romp at Houston, and Anderson would not again be seriously challenged until 1984, when at age 35 he was bothered by injuries and began to give way to Boomer Esiason. DT Mike Reid, Cincinnati's top pick from the 1970 draft, was the only Bengal named to the Pro Football Writers' first-team All-Pro squad, but rookie S Tommy Casanova also made a big impression and was voted by his teammates as the club's MVP. The 61 points scored at Houston stands through 2020 as a club record and has been matched just once since, in a 61-7 win vs. the same Houston franchise in 1989.

1973

The Bengals claimed their second AFC Central title in the division's four-year existence, winning their last six games after a 4-4 start and claiming the crown over 10-4 Pittsburgh via conference-record tiebreaker. The Bengals' rivalry with the Steelers heated up in '73, with Pittsburgh QB Terry Bradshaw saying, "I'd really rather beat Cincinnati than anybody." The Bengals and Steelers split their two season meetings. In postseason, the Bengals lost 34-16 at Miami, which would go on to win Super Bowl VIII. It marked the second time in two playoff appearances that the Bengals were eliminated by the team that would go on to win it all. Though the schedule at this time remained at just 14 games, the Bengals missed by just 15 total yards having two 1000-yard rushers. Veteran Essex Johnson had 997 yards, and bruising 12th-round draft choice Boobie Clark had 988. Clark was named AFC Rookie of the Year. Through 2020, only seven teams in NFL history have had two 1000-yard rushers in a season (Bengals not among them), and five of those instances came in 16-game seasons. The '73 offense was further improved by WR Isaac Curtis, a first-round draft pick who would go on to play 12 excellent seasons for Cincinnati. The NFL's rules on home television blackouts were changed for 1973, with blackouts

lifted on games sold out 72 hours in advance, and the Sept. 24 game vs. Houston — a 24-10 Bengals victory — became the first Bengals home contest with live local TV. Paul Brown turned 65 on Sept. 7, but retirement was not on his mind. He would go on to serve through 1975 as head coach, and he would remain the Bengals' chief executive until his death in 1991 at age 82.

1974

A break-even (7-7) season for Cincinnati included the individual highlight of QB Ken Anderson winning the first of his four NFL passing titles. He posted a league-best 95.7 rating, with 213 completions in 328 attempts (64.9 percent) for 2667 yards, with 18 TDs and 10 INTs. In a Nov. 10 win vs. Pittsburgh, Anderson set a Bengals record (still standing through 2020) for completion percentage, ringing up a 90.9 by connecting on 20-of-22. Through 2020, that's seventh-best in NFL history (minimum 20 attempts). CB Lemar Parrish led the NFL in punt returns, with an 18.8-yard average that remains (through 2020) as the franchise record. The Bengals were 7-4 through 11 games, but were still a game and a half behind first-place Pittsburgh, and Cincinnati lost its last three contests. The Bengals swept the "Battle of Ohio" series vs. Cleveland for the first time, winning 33-7 at home in the season opener and 34-24 at Cleveland in Game 5. The campaign was preceded by a tumultuous offseason. Labor unrest roiled the league scene well into the preseason. The NFL Players Association called a strike, but not all players were on board, and most teams welcomed willing veterans into training camps. The Bengals were at the top in terms of veterans reporting to camp. Early preseason games were played with large numbers of rookies and other new personnel, however, and the Bengals offered fans refunds to those games. Most fans kept their tickets. The strike effort dwindled as preseason neared its end, and the regular season opened normally. Prior to preseason, the Bengals were in the thick of an NFL battle against player raids by the new World Football League, as they disputed the WFL Philadelphia franchise's signing of star LB Bill Bergey to a contract to begin in 1976, even though Bergey still was obligated to the Bengals through 1975. The Bengals lost that battle in court, but the decision wound up being moot. Bergey's offers from the unstable new league eventually fell through, and on July 10 of '74, Cincinnati traded Bergey to Philadelphia's NFL team, the Eagles, for first-round draft choices in 1976 and '77, plus a second-rounder in '77.

1975

In their final season with Paul Brown as head coach, the Bengals opened with six straight wins and went on to post an 11-3 record. Their .786 winning percentage stands through 2020 as the best in franchise history, and their plus-differential in yards per game (81.2, on 361.4 offensively vs. 280.2 defensively) also stands through '20 as a franchise record. The team also set a franchise record for fumble recoveries per game (1.57, on 22 total; still stands through '20). But two of Cincinnati's losses were to AFC Central Division rival Pittsburgh, and the Steelers took the division title at 12-2, setting up their drive to the Super Bowl X championship. The Bengals qualified as the AFC Wild Card team for the playoffs, but had to play on the road at Oakland, which also had finished 11-3, and the Raiders prevailed, 31-28, withstanding a Bengals rally from a 31-14 deficit. QB Ken Anderson won the second of his four NFL passing championships, with a 93.9 rating, and he was also named Dodge NFL Man of the Year, an award reflecting both athletic and civic achievement. Attempts to revive the injury-plagued career of iconic QB Greg Cook ended on July 9, when the Bengals allowed Kansas City to claim Cook on waivers. Cook played in preseason for the Chiefs but did not reach the regular season with the club. The Bengals opened the preseason in the Hall of Fame game at Canton, Ohio, playing Washington on Aug. 2 on a day when the on-field temperature was estimated at 105, believed to be the hottest conditions ever (through 2020) for any Bengals game. Labor unrest forced the preseason to unfold under another strike threat, but it was averted just before the regular season began. The Bengals defense was strong despite the pre-training camp loss of Pro Bowl DT Mike Reid, who retired at age 26 to pursue a career in music. The last player still with the Bengals from the 1968 expansion draft, G Pat Matson, was traded to Green Bay on Sept. 10. Prior to the season, Paul Brown hired Kim Wood as the first strength coach in team history, citing a need for a thorough year-round conditioning program for players. Wood would serve in the job through 2002.

1976

On Jan. 1, Paul Brown announced his retirement as head coach, while remaining general manager and overall chief executive. Brown had coached 41 seasons at various levels of football, with a career including dominance at the high school level, a national championship at Ohio State, and an AAFC and NFL dynasty with the Cleveland Browns. Brown also led the expansion Bengals into the playoffs in their third season (1970), making them the "youngest franchise" in

league history at that time to reach postseason. His overall coaching record was 342-126-15, for a winning percentage of .724. Brown named Bill "Tiger" Johnson, Bengals offensive line coach since the franchise's inception, as his successor as head coach. Johnson led the team to a 10-4 record, tied with Pittsburgh atop the AFC Central, but the Steelers won a tiebreaker (head-to-head sweep) for the division title, and the Bengals lost out to 11-3 New England for what was then a lone AFC Wild Card spot in the playoffs. The Bengals' .714 winning percentage is the highest (through 2020) of any Cincinnati team not to make the playoffs. The Bengals entered the final regular-season weekend tied with Pittsburgh at 9-4, but the Steelers clinched the playoff spot with a Saturday win against Houston. The Bengals were playing only for pride the following day when they swamped the N.Y. Jets 42-3 in what was to be the last Jets appearance by Hall of Fame QB Joe Namath. The Bengals acquired defensive end Coy Bacon in a March 31 trade with San Diego for WR Charlie Joiner, and Bacon contributed 22.0 sacks, still the Bengals record through 2020, and by a margin of 9.0. The team had 46 sacks, and its average of 3.29 per game still is the franchise record through 2020. Also still a record through '20 is the club's average yield of only 15.0 points per game. CB Ken Riley led the AFC with nine INTs. In the first round of the draft, Cincinnati selected HB Archie Griffin, the two-time Heisman Trophy winner from Ohio State, and Griffin went on to play for the Bengals through 1983.

1977

Head coach Bill Johnson posted a second straight winning record (8-6), but the team missed the playoffs, one game behind AFC Central champion Pittsburgh. The Bengals logged a huge win in Game 15, beating Pittsburgh 17-10 in a Saturday afternoon contest at frigid Riverfront Stadium (temperatures hovering between five and 10 degrees). The game left the teams tied for the division lead, and the Bengals were assured of winning a season-end tiebreaker, based on better point differential in their 1-1 season split with the Steelers. But on the final weekend, Pittsburgh won 10-9 over San Diego, and the Bengals fell 21-16 at Houston. The Oilers tied the Bengals' 8-6 record and officially took second place in a tiebreaker, but Houston also missed the postseason. The Bengals rallied into contention after a 2-3 start that included a season-opening loss to underdog Cleveland, the first time the Bengals had lost in a season opener played at home, following six straight wins in that situation. On Nov. 13 at Minnesota, QB Ken Anderson and WR Billy Brooks teamed up for a 94-yard TD pass, which stands through 2020 as the longest pass play in franchise history. The season ended the NFL's 17-year run (1961-77) of playing a 14-game regular-season schedule.

1978

The Bengals and the NFL played the first year with a 16-game schedule, and it was a long 16 for Cincinnati. QB Ken Anderson missed the first four games with a broken bone in his right hand, and Bill Johnson resigned as head coach following an 0-5 start. Among the first four games, Cincinnati's losing margins included one point (vs. Kansas City), three points (in overtime at Cleveland) and two points (vs. New Orleans). Johnson was replaced as head coach by Homer Rice, who had joined the staff for '78 as quarterbacks coach. The team dropped to a 1-12 mark before rallying to win the last three games. The Bengals closed the year with a 48-16 rout of Cleveland, a 32-point winning margin that stood until 2015 as Cincinnati's largest in the Battle of Ohio series. Prior to the season, CB Lemar Parrish and DE Coy Bacon were traded to Washington for the Redskins' first-round draft pick in 1979 (used to select RB Charles Alexander). Two Pro Bowlers, TE Bob Trumpy and S Tommy Casanova, retired prior to the season. On July 26, Paul Brown's eldest son, Robin, died of cancer at age 46, and Paul Brown had to cancel plans to be the presenter for Weeb Ewbank at Ewbank's Pro Football Hall of Fame induction. The Ben-Gals cheerleaders were in the news in '78. They attracted considerable new attention, going away from their "malt shop" look to a more revealing uniform, described at the time as "chic, smart and sexy, but not vulgar."

1979

Fullback Pete Johnson powered his way to 15 TDs, a club record at the time. But the team finished 4-12 in its only full season under head coach Homer Rice, who was released the day after the Dec. 16 season finale. The team struggled despite a plus-15 mark in turnover differential (44 takeaways, 29 giveaways). On Dec. 28, Rice was replaced by former Cleveland Browns head coach Forrest Gregg, who resigned as head coach of the CFL Toronto Argonauts to take the job. During the season, controversy flared over the publication of "PB: The Paul Brown Story," an autobiography written by Brown in collaboration with sportswriter Jack Clary. The book included lengthy and explicit criticism of

Cleveland Browns owner Art Modell, who had fired Brown as Cleveland head coach after the 1962 season. Modell made a formal complaint to the league office, charging Brown with violating league policy on public criticism of other teams' management. Brown eventually was fined \$10,000 by Pete Rozelle, whose appointment as NFL Commissioner in 1960 had been spearheaded by Brown. After paying his fine, Brown told reporters, "I have sent (Rozelle) his check, but I stand by the book as written. His (Rozelle's) action is not based on any judgment on the facts I have presented." Prior to the season, on Jan. 17, the Bengals created the coaching staff's first full-time position in charge of special teams, hiring Frank Gansz. On Nov. 14, after an injury to C Blair Bush, C Bob Johnson was coaxed out of retirement and played the remainder of the season. Johnson was the team's original No. 1 draft pick in 1968, and when he hung up his cleats for good after the '79 season, it marked the final departure of the last player who had been on the inaugural '68 club. On Sept. 23 vs. Houston, Bengal Chris Bahr kicked a 55-yard FG, which would stand alone as longest in franchise history for 33 years, until Mike Nugent tied it in 2012.

1980

Forrest Gregg managed only a 6-10 record in his first season as head coach, but he was laying the groundwork for a trip to the Super Bowl the following year. The first building block in that plan was the drafting of Southern California OT Anthony Munoz with the No. 3 overall selection. Munoz, who 18 years later would be a first-ballot Hall-of-Fame inductee, having played his entire career with Cincinnati, was enthusiastically endorsed by Gregg as Cincinnati's top choice. Gregg's deciding moment came when he was accidentally knocked to the ground by an errant Munoz forearm while working Munoz out in a supposedly "light-contact" drill on a scouting trip. Gregg himself was a Hall of Fame OT, inducted in 1977. After drafting Munoz, the Bengals endured a high-profile and acrimonious contract negotiation with Munoz agent Mike Trope. But Munoz was signed just before training camp, hyped as "the NFL's first million-dollar offensive tackle," and he started all season at LOT. Gregg instituted notably tougher discipline policies on Bengals players and became the first Cincinnati head coach to insist players wear sport coats and ties on road trips. But on the field, QB Ken Anderson was injury-plagued and wound up splitting time with Jack Thompson on an offense whose 244 total points ranked last in the AFC. Gregg notched two of his wins against defending league champion Pittsburgh, but his club lost twice to eventual AFC Central champ Cleveland, which had fired him as head coach after the 1977 campaign.

1981

The Bengals began the year with a dramatically redesigned uniform, highlighted by their now-signature striped helmets, and they ended the season in the Super Bowl, losing a heartbreaking 26-21 decision to San Francisco. The Bengals were favored in Super Bowl XVI at Pontiac, Mich., but they finished minus-three in turnover differential and fell short in trying to erase a 20-0 halftime deficit. Still, it was a foundational year for Bengals-mania in the Tri-State. Coach Forrest Gregg's second Bengals edition won the AFC Central Division title by four games, with a 12-4 record, and they won home playoff games over Buffalo and San Diego. Cincinnati's 27-7 "Freezer Bowl" AFC Championship win over the Chargers was played in conditions of minus-59 wind chill, still the lowest in NFL history through 2020 (the recorded temperature was minus-nine, still second lowest in league history). Attendance at the Freezer Bowl was 46,302, more than creditable considering the weather, and attendance at the game is such a point of pride among longtime fans, it's said jokingly that more than 10 times that number of 46,302 now claim to have been in the stands. QB Ken Anderson earned NFL Most Valuable Player honors with a league-best and career-high passer rating of 98.4. With 29 TD passes and just 10 INTs, Anderson posted a 2.9-to-1 ratio, best in franchise history until 2015. TE Dan Ross and rookie WR Cris Collinsworth had big receiving years. Ross' 71 receptions was a club record to that point. FB Pete Johnson rumbled for a then club-record 1077 rushing yards, with 12 TDs. Future Hall of Fame OT Anthony Munoz played his second season and earned his first of what would be a Bengals-record 11 Pro Bowl berths. Defensively, the front line trio of DEs Ross Browner and Eddie Edwards and DT Wilson Whitley were in the fourth of their five seasons starting together. An outstanding veteran LB corps of Jim LeClair, Reggie Williams, Glenn Cameron and Bo Harris finished 1-4 in tackles. CB Ken Riley, by far the franchise's all-time INT leader, was in the 13th of his 15-season Bengals career. For QB Anderson, getting to his eventual season accolades was no easy journey. The year began with Anderson trade rumors (nothing materialized), and Anderson went through preseason in an open competition with Jack Thompson, the franchise's No. 1 draft pick from 1979. Anderson became sure of the season-opening job only when Thompson became unavailable, due to an injury in the final preseason contest. Anderson fared poorly in the season opener vs. Seattle

and was benched in favor of Turk Schonert. But although Schonert was a hero that day, leading a wild come-from-behind win, Anderson was re-installed by Gregg the following week and went on to his memorable season. Cincinnati swooned over rookie WR Collinsworth, who produced the franchise's first 1000-yard receiving season (1009) and displayed a magnetic personality that by year's end infected fans far beyond the Queen City. In December, Collinsworth became the first Bengals player featured on a Sports Illustrated cover. The offense had four Pro Bowlers (Anderson, Collinsworth, Johnson and Munoz), and the special teams had one (P Pat McNally), but the defense had none. Paul Brown was named NFL Executive of the Year by The Sporting News. Tickets for Super Bowl XVI were only \$40 face value. It was also an historic year for technology in the Bengals organization. On Sept. 25, it was confirmed to media that the club had bought and installed its first office-wide computer system, with "several terminals available for the ticket office and other business needs." As noted above, the new uniforms for 1981 featured tiger-striped helmets, and they made quite a splash. The design was chosen by Paul Brown, who said he wanted the helmet to be "instantly recognizable even from a distance." The bold look sparked debate among fans, and the Cincinnati Enquirer quoted a source from NFL Properties as saying "the design was not our first choice" among several presented to the Bengals. "But," the Enquirer source continued, "these helmets will definitely get recognized." Indeed, they have become an institution, still distinctive among NFL headgear after more than 40 years.

1982

The Bengals finished a strike-shortened season at 7-2, tied for the second-best record in the AFC. QB Ken Anderson was at the height of his Cincinnati prowess, winning his fourth NFL passing title (95.3 rating). Anderson stands through 2020 as the only Bengal to win more than two major NFL season titles of any variety. Anderson's 70.55 completion percentage was an NFL season record at the time, and through '20 it still stands as eighth-best in league history. Anderson also set a standing Bengals season record for passing yards per game, at 277.2. Isaac Curtis and Cris Collinsworth were in their second year as a Cadillac duo at wide receiver, helping Anderson to his high marks. But a players' strike began after Week 2 and lasted 57 days, until Nov. 17. Games scheduled in Weeks 3-9 wound up being canceled, and Week 10 games were rescheduled for Jan. 2, a week after the regular season had been scheduled to end. They were the first NFL regular-season games not played in the calendar year of the season. The defending AFC champion Bengals split their first two games, and when play resumed after the strike, they established themselves as again one of the top clubs in the conference, winning four straight to stand at 5-1. Cincinnati was 6-1 in its seven post-strike games, the only loss being a memorable 50-34 Monday night shootout at San Diego. In that game, Anderson set a Bengals record for completions (40) that still stands through 2020, but the Chargers' 661 yards net offense stands as the most ever allowed by the Bengals, and Chargers WR Wes Chandler set a still-standing Cincinnati opponents' record with 260 receiving yards. Buoyed by the previous season's AFC championship and the strong regular-season finish, Bengals fans had high hopes of a second straight Super Bowl appearance as the playoffs began. But in one of the most stunning losses in Bengals history, Cincinnati opened an expanded playoff format by falling 44-17 to the underdog N.Y. Jets at Riverfront Stadium. The Jets' point total stands through 2020 as the most ever in the playoffs against the Bengals, and Freeman McNeil's 202 rushing yards also still stand as a Bengals opponent playoff record. Four Bengals went to the Pro Bowl — Anderson, WR Cris Collinsworth, OT Anthony Munoz and TE Dan Ross. The nine regular-season games played were the fewest in the NFL since 1934, the year before the league adopted standard number of games for all teams. Bengals players were among the first to vote as a team to end the strike, doing so Nov. 11 in a meeting at the club's Spinney Field practice facility.

1983

It was a tumultuous year from start to finish as the Bengals posted a 7-9 record, dropping from the postseason picture after going 19-6 over the previous two regular seasons. In January, the new United States Football League announced that it would begin play in the spring of 1984, and the USFL roiled the '83 offseason by pursuing contracts with NFL players and coaches, including a number of Bengals. G Dave Lapham and TE Dan Ross signed "future contracts" with the new league for 1984, and they would indeed go there, but they played out their Bengals contracts for Cincinnati in '83. The biggest stunner to Cincinnati fans came June 27, when star WR Cris Collinsworth signed a future contract to begin in 1985 with the USFL Tampa Bay Bandits. But over an extended period of angst in Bengals Nation, extending into February 1985, Collinsworth and Bandits

owner John Bassett never fully consummated their deal. Collinsworth wound up playing his full pro football career (through 1988) with the Bengals. In July, offensive coordinator Lindy Infante signed a future deal as head coach of the USFL Jacksonville Bulls, and rather than let him coach in Cincinnati under his '83 contract, the Bengals fired him for breach of contract. On June 2, once highly-touted QB Jack Thompson was traded to the Tampa Bay Bucs for a 1984 first-round draft choice. On July 26, Bengals DE Ross Browner and FB Pete Johnson were among the first four NFL players ever suspended by the NFL for illegal drug activity. They missed all of training camp and Games 1-4 of the regular season. The team lost six of its first seven games, and in Game 6, a Monday night Riverfront Stadium visit by Pittsburgh, Steelers DE Keith Gary inflicted a severe neck sprain on QB Ken Anderson, bringing him down with a visually sickening twist of the face mask. Though Gary would in the end be only fined by the NFL (not suspended), the play proved to be key in raising NFL awareness that QBs were often in vulnerable positions and needed more rules protection. "It's fortunate (the play) was on national television," said Paul Brown. "Maybe now it won't be repeated." Anderson missed the next three games. On Nov. 20 vs. Houston, an obscure rookie drafted in the 10th round made his first NFL start, as an injury replacement. The player was Tim Krumrie, who would take over as full-time starter the next season and become one of the best defensive linemen and most admired players in franchise history. The Bengals rallied to finish 6-3 over their last nine games, and coach Forrest Gregg was under contract through 1984. But on Dec. 24, Gregg resigned with the team's blessing to take the head coaching job in Green Bay, where he had played his way into the Hall of Fame as an offensive tackle. On Dec. 29, the Bengals replaced Gregg with Indiana University head coach Sam Wyche, a former Bengals QB who five years later would join Gregg as the only other Bengal coach to take the team to the Super Bowl. Despite their disappointing season, the Bengals led the NFL in total defense under Gregg and coordinator Hank Bullough, allowing only 270.4 yards per game. The performance stands through 2019 as the club's only No. 1 defensive ranking.

1984

Rookie head coach Sam Wyche took the Bengals on a wild ride that ended just short of a playoff berth. The team rose from an 0-5 start to finish 8-8, winning its last four. After routing Buffalo 52-21 in a 1 p.m. ET season finale, the Bengals needed the 11-4 L.A. Raiders to win at home over 8-7 Pittsburgh in a 4 p.m. game. That result would have produced a Bengals-Steelers tie for the AFC Central title, and the Bengals would have been declared champions via tiebreaker. But the Steelers dashed Cincinnati's hopes in a 13-7 win over the Raiders, as Wyche and a number of invited media members watched on television at the coach's home. Wyche juggled his quarterbacks all season, due to injuries and/or coaching decisions. Ken Anderson began and finished the year as No. 1, starting nine games, but rookie Boomer Esiason started four and veteran Turk Schonert started three. Esiason made the first of his eventual 123 Bengals starts on Oct. 7 vs. Houston, in a battle of 0-5 teams. Esiason didn't dazzle, passing for 159 yards with no TDs and two INTs, but the Bengals won 13-3, and Esiason would finish 3-1 in his four starts on the year. Prior to the season, it was a big year for Cincinnati in the trade department. The Bengals entered April holding the No. 1 overall pick in the draft, via their 1983 trade of QB Jack Thompson to Tampa Bay. But with the top prospect, Brigham Young QB Steve Young, having signed with the USFL Los Angeles Express, the Bengals traded the pick on April 5 to New England, gaining the Nos. 16 and 28 spots in round one. The Bengals selected DE Pete Koch of Maryland at No. 16 and G Brian Blados of North Carolina at No. 28. The Patriots used the No. 1 pick on Nebraska WR Irving Fryar. On May 29, the Bengals made arguably the best straight player-for-player trade in franchise history, sending FB Pete Johnson to San Diego for RB James Brooks. Johnson would prove to be on the downside of his career, while Brooks would have a stellar Bengals tenure through 1991. The year 1984 was, and remains through 2020, the second time in club history for the Bengals to have three first-round draft picks (first year was 1977). With their own first-round '84 selection, the Bengals chose LB Ricky Hunley of Arizona, but Hunley became (and remains through 2020) the only Bengals first-rounder never to sign with Cincinnati. Hunley's stalemated contract negotiations set a Bengals record for length, and on Oct. 9, he was traded to Denver for three future selections, two of which brought Cincinnati productive WR Tim McGee (first round 1986) and Pro Bowl S David Fulcher (third round 1986).

1985

The 7-9 Bengals scored 441 points in Sam Wyche's second season as head coach, a club record at the time. But their 437 points allowed also was a record to that point. Rookie WR Eddie Brown, who had surprisingly been available with the No. 13 pick in the '85 draft, missed the first 18 days of training camp due to

contract talks, but he wound up as Associated Press NFL Rookie of the Year after catching 53 passes for 942 yards and eight TDs. Bengals icon Ken Anderson opened the season as the starting QB, but the 15th-year vet was supplanted in Game 3 by second-year pro Boomer Esiason, who went on to pass for 27 TDs and just 12 INTs while posting a 93.2 passer rating. The team rebounded from an 0-3 start to stand 7-7 after a rousing 50-24 win over Dallas, and a playoff berth was clearly within range in an AFC Central Division race in which no team was able to dominate. But in Game 15, the Bengals lost 27-24 at Washington after leading 24-7, and their only hope for the playoffs entering the final weekend was via tiebreaker in a possible three-way deadlock with Pittsburgh and Cleveland. The day before their season finale at New England, they were eliminated — and Cleveland became division champion — when Pittsburgh lost a Saturday game to the N.Y. Giants. Prior to and during the season, the team had a number of high-profile personnel issues. Star WR Cris Collinsworth, who had stunned Cincinnati fans in 1983 by signing a “future contract” with the United States Football League’s Tampa Bay Bandits, was to join the Bandits for their 1985 spring season. But after a soap-opera series of “will he go or will he stay?” events, Collinsworth re-signed with Cincinnati on Feb. 27. WR Isaac Curtis, a premier Bengal for 12 years, was released in July and shortly thereafter announced his retirement from pro football. DE Ross Browner went to Houston of the USFL in the spring, but he re-signed with Cincinnati in late August. TE Dan Ross, another ex-Bengal who had gone to the USFL, was re-acquired by Cincinnati in late August but was traded to Seattle in October.

1986

The 1986 team was the second Bengals club, and the last one through 2020, to win 10 or more games and not make the playoffs. They lost their chance for a division title when they were bombed 34-3 by eventual champ Cleveland in Game 15 at Riverfront Stadium, but they stayed alive for a Wild Card berth to the very end. After swamping the N.Y. Jets 52-21 on the season’s final Sunday, they were set to qualify with a Miami win over visiting New England on Monday night. But as many Bengals players gathered to watch at a popular Cincinnati night spot, the Patriots won 34-27, taking the AFC East title by a game over the Jets and eliminating Cincinnati from postseason. The 10-6 Jets and 10-6 Chiefs took the Wild Card spots over the Bengals via tiebreaker, with better records against AFC foes. In his first full season as Bengals starting QB, Boomer Esiason passed for a then-club-record 3959 yards, and RB James Brooks posted a club record that still stands through 2020 for yards from scrimmage (1773, on 1087 rushing and 686 receiving). LB Reggie Williams won the prestigious NFL Man of the Year award, for his combined football and community efforts. In late July, the NFL completed successful defense of a multi-million-dollar antitrust suit filed by the United States Football League. The courts ruled technically in favor of the USFL, but awarded only a token \$1 in damages. “(The suit) could have been catastrophic to the NFL,” Bengals assistant GM Mike Brown told reporters. “We are glad to see it end in what we consider a complete victory.” In ‘86, the NFL began the regular use of instant replay officiating and stepped up its drug-testing program, two measures that were supported by the Bengals. After a year of instant replay, however, the Bengals would join a minority of teams that unsuccessfully opposed its continuation.

1987

The Bengals entered the season with big plans, after finishing 10-6 in 1986, but their aspirations were to be dashed. They started 1-1, but the loss was an exceedingly painful one, as Cincinnati lost to San Francisco despite having a lead and the ball with :06 to play. After that loss, the NFL players’ union went on strike. Games scheduled for Week 3 were canceled, and the next three games were played primarily by replacement players. Cincinnati went 1-2 in the three “replacement games.” The replacement-player strategy led to picketing by Bengals veterans outside the team’s practice facility, but replacement ball was effective in breaking the strike. A total of 85 NFL veterans crossed picket lines to play in the first replacement games, and though the Bengals were a stronger union team than many, LB Reggie Williams was among the 85. The flow increased after the first replacement weekend, though the Bengals had only one additional defection from the strike ranks, DE Eddie Edwards. But veterans agreed leaguewide to return for Game 6 and beyond, without a settlement to their labor issues. The “real Bengals,” however, could not get it back together again, posting a 2-8 record after their return, for a 4-11 overall team finish. The season ended with widespread speculation that fourth-year head coach Sam Wyche would be replaced, but Bengals general manager Paul Brown announced

Dec. 30 that the club would honor the final year of Wyche’s five-year contract. Brown termed the 1987 season “an aberration” for which Wyche should not take the brunt of blame, and looking ahead to 1988, Brown told media, “We have a team with talent, and yours truly does not consider this to be a rebuilding year.” Brown and Wyche, of course, were to be vindicated as the Bengals would go on to win the 1988 AFC Championship. One bright spot from ‘87 was the first Pro Bowl berth for NT Tim Krumrie, the 10th-round ‘83 draft choice who had already earned status as a key player and fan favorite. Prior to the ‘87 campaign, Bengals Nation saw the end of an era, as QB Ken Anderson announced his retirement on June 2. The 1986 season had been Anderson’s 16th as a Bengal, a term that stands through 2020 as the longest in franchise history. Anderson had participated in the team’s spring minicamp, but he changed his mind about a 17th season following a late May exam that showed reduced strength in his right (throwing) shoulder. “The doc told me, ‘You’re starting to wear out a little bit,’ ” Anderson said, “and there is life after football. I want to make sure that I can continue to play golf and otherwise enjoy that life.”

1988

Snubbed on the NFL’s prime-time TV schedule after a 4-11 season, the Bengals staged one of the biggest turnarounds in NFL history, posting a 12-4 record. They clinched the AFC home field advantage for the playoffs, and they won games at Riverfront Stadium over Seattle and Buffalo before losing a dramatic Super Bowl XXIII by 20-16 to San Francisco at Joe Robbie Stadium in Miami. In the Super Bowl, the Bengals took a 16-13 lead on a 40-yard Jim Breech FG with 3:20 remaining, but the 49ers drove 92 yards in 11 plays to seize victory with 0:34 to play, on a 10-yard pass from Joe Montana to John Taylor. The Bengals suffered two dramatic player losses for the Super Bowl, as troubled FB Stanley Wilson missed the Sunday game due to a Saturday night drug relapse, and Pro Bowl NT Tim Krumrie suffered a broken leg early in the first quarter, with TV cameras catching the fracture in grim detail. NFL Commissioner Pete Rozelle called Super Bowl XXIII the most exciting to that point in history of the game, which had recently suffered from very lopsided results. (The five previous winners had an average victory margin of 27.6 points). Nine Bengals were selected for the Pro Bowl, a club record that still stands through 2020. FB Ickey Woods did not make the Pro Bowl, but in his only full season of a career later derailed by injuries, he rushed for 1066 yards and a club-record 15 rushing TDs. His “Ickey Shuffle” dance became an iconic TD celebration nationally and would bring him widespread notice for many years, despite the brevity of his playing career. Sam Wyche, whose continued status as head coach was questioned by many entering the season, was named NFL Coach of the Year by the Pro Football Writers Association. But the more prestigious coaching award, from Associated Press, went to Mike Ditka of Chicago, whose team lost 28-3 in the NFC Championship game. Cincinnati’s two playoff wins were fraught with high-level controversy over Wyche’s hurry-up “no huddle” offense. In the Divisional game, Seattle players transparently feigned injuries to buy time for situational defensive substitutions, and that flap, raised to a higher level by comments from Buffalo coach Marv Levy, led the NFL to ban the no-huddle for the AFC Championship game against the Bills. But the Bengals dispatched Buffalo 21-10 without their full bag of tricks, and the NFL later admitted its ban was a mistake. The Bengals were allowed to use the no-huddle in the Super Bowl. In developments prior to the season, the Ben-Gals cheerleading squad was reinstated after a year’s absence — “We heard from the fans that they wanted them back,” said assistant general manager Mike Brown — and LB Reggie Williams on June 16 became the first (and still only through 2020) Bengal to serve on Cincinnati City Council, appointed by the Charter Party to a seat from which Charterite Arn Bortz had retired. In January of ‘88, Williams had received the “Sportsman of the Year” award from Sports Illustrated, and he was presented the award by President Reagan in a ceremony at the White House.

1989

The defending AFC champions showed the ability to be among the NFL’s most powerful teams, winning games by scores of 41-10, 56-23, 42-7 and 61-7. But injuries and inconsistencies defined the season, and Cincinnati finished 8-8 and out of the playoffs despite outscoring foes by 404-285. The plus-119 point differential stands through 2020 as the biggest plus in NFL history by a team without a winning record. The Bengals had a chance to claim a Wild Card berth in the final game of the league’s regular season, a Monday night (Christmas night) match in Minnesota. But the Vikings, needing a win to clinch the NFL Central title, prevailed by 29-21. The Bengals started 4-1 but lost four of their next five. Colorful and controversial head coach Sam Wyche helped keep fans’ emotions high as he sparred throughout the season with division rivals Cleveland and Houston. Wyche took repeated issue with rowdy crowd behavior in

Cleveland Stadium's "Dawg Pound," and when Bengals fans threw snowballs on the field during a Dec. 10 home game vs. Seattle, Wyche grabbed a public address microphone and scolded the crowd, saying "You don't live in Cleveland, you live in Cincinnati." The next week, in the highest-drama moment of Wyche's long feud with Houston coach Jerry Glanville, Wyche eschewed running out the clock in the final minute despite holding a 58-7 lead over the Oilers. He called for a FG and got a 61-7 conquest, then blasted Glanville as a "phony" in his post-game news conference. Prior to the season, iconic Bengals WR Cris Collinsworth was released in final cuts. On Sept. 17 vs. Pittsburgh, 1988 rookie sensation Ickey Woods suffered a knee injury that would play a big part in short-circuiting his career. Woods would play only two more partial seasons (1990 and '91). On May 11, the long-troubled saga of Bengals FB Stanley Wilson ended when Wilson was permanently barred from the NFL by Commissioner Pete Rozelle. NFL fans had been shocked in March when Rozelle announced his impending retirement. Rozelle, noted often as the most successful sports commissioner in United States history, had been boosted into the job in 1960 as an unknown compromise candidate supported by the Bengals' Paul Brown. Rozelle was replaced by Paul Tagliabue on Oct. 26. The '89 draft stands through 2020 as the only one in which Cincinnati did not exercise a first-round choice. Slated originally to have the next-to-last selection in round one, the Bengals traded down with Atlanta and made RB Eric Ball their first selection, with the seventh pick of Round 2. LB Reggie Williams retired with the end of the season, his 14th as a Bengal. In November, Williams was elected to Cincinnati City Council, after having already served five months as an appointed replacement to fill a Charter Party vacancy.

1990

The Bengals weathered a season with the only five-game road trip in franchise history, finishing 9-7 and claiming the AFC Central title out of a three-way tie with Houston and Pittsburgh. Cincinnati finished first based on best head-to-head record against the other two teams (3-1). Houston earned a Wild Card berth, and Pittsburgh missed postseason, based on the Oilers topping the Steelers in the tiebreaker of record against all AFC opponents. The Bengals had no assurance of making the playoffs entering the season's final day, but they earned the division title by beating Cleveland in an afternoon game, combined with a Houston victory over Pittsburgh that night. The Bengals had stayed in the race in Week 15 by pounding Houston 40-20 at Riverfront Stadium, and they pounded the Oilers again at home in the Wild Card round of the playoffs, prevailing 41-14. Cincinnati was eliminated the next week in the Divisional round at Los Angeles, falling 20-10 to the Raiders. In the L.A. game, Raiders RB Bo Jackson, the dual-sport superstar, suffered a hip injury in the third quarter when tackled by Bengals LB Kevin Walker. Though the tackle looked routine and the injury was not initially considered serious, it proved to be a hip dislocation that ended Jackson's pro football career. He never would play in another NFL game, and in baseball, he would not again appear in as many as 100 games in a season. The Bengals had to play five straight regular-season games on the road because their scheduled Oct. 14 home game against Houston was moved to Houston, due to a stadium conflict with Reds postseason baseball play. The Reds in fact did not wind up playing at home on Oct. 14, but the schedule change had to be made in advance — on the basis of the baseball game being possible — because Riverfront Stadium's baseball/football conversion process was too cumbersome to allow a late decision. The Bengals schedule had called for two road games prior to Oct. 14 and two road games after Oct. 14. The Bengals finished 2-3 on the trip, and their scheduled Dec. 23 game at Houston was moved to Cincinnati. In the second of the five straight road games, a 34-31 overtime win against the L.A. Rams at Anaheim Stadium, Boomer Esiason passed for 490 yards, a team record that still stands through 2020. Esiason passed for only 412 yards before the overtime, however, leaving Ken Anderson's 447 in 1975 vs. Buffalo as the highest club total in regulation time. Prior to the season, offensive coordinator Bruce Coslet left the Bengals to become head coach of the N.Y. Jets, and in the Sept. 9 regular-season opener, at Riverfront, the Bengals beat the Jets 25-20.

1991

Paul Brown, the Bengals' founder and first head coach, and a member of the Pro Football Hall of Fame, died on Aug. 5 at age 82, at his Cincinnati home. The cause of his death was complications from pneumonia. His funeral was held Aug. 7 in his hometown of Massillon, Ohio. Among those in attendance were NFL Commissioner Paul Tagliabue, former commissioner Pete Rozelle, numerous team owners and eight Hall of Famers. Pall bearers included former

Bengals Ken Anderson, Reggie Williams and Dave Lapham. As directed by Brown during his final days, the current coaches and players remained at work in training camp at Wilmington, Ohio during the days after Brown's death. But head coach Sam Wyche, a private pilot, flew his own plane from Wilmington to Massillon during a short break in his camp schedule. At the funeral, Pete Rozelle said: "Whether they know it or not, nearly everyone in the game of football has been affected by Paul Brown. His wealth of ideas changed the game." Brown's son Mike, a key figure in both bringing the Bengals to Cincinnati and in operating the club, took over as chief executive. The season, a major disappointment at 3-13, would be the eighth and final one for Wyche as Bengals coach. Following a Dec. 24 end-of-season meeting between Wyche and Mike Brown, the team announced that Wyche had unexpectedly resigned. Wyche interpreted events as his being fired, but there was no disagreement that his tenure had ended. On Dec. 27, the Bengals announced that WRs coach Dave Shula was promoted to replace Wyche. Shula, the son of legendary coach Don Shula, became at age 32 the second-youngest head coach in NFL history. (Harland Svare took over the L.A. Rams in 1962 at age 31). Mike Brown and Wyche went on to maintain cordial relations, and a disagreement over compensation for Wyche from his 1992 contract was later settled amicably. Wyche would go on to join the Tampa Bay Buccaneers as head coach from 1992-95. Prior to the season, the NFL announced new guidelines for media locker room access, action that had been sparked in large part by Wyche repeatedly expressing concern over the propriety of having female reporters in the locker room. Though the NFL maintained full access for all reporters, teams were instructed to screen shower areas from view, provide robes or extra-large towels to all players, and provide separate post-game interview areas for head coaches and key players.

1992

In the franchise's 25th anniversary season, the team started 2-0 under new head coach Dave Shula, with wins at Seattle and vs. the L.A. Raiders. And they seemed a lock to go 3-0 the next week against an 0-2 Green Bay team under rookie head coach Mike Holmgren, leading almost all the way. But a little-known Packers QB, Brett Favre, made the first splash of what would become one of the NFL's greatest careers. Favre directed a 21-point fourth quarter for a 24-23 win. A second-year pro at the time, playing in only his fourth game, Favre had come off the bench to replace injured starter Don Majkowski in the first quarter. Favre's two TD passes, including a 35-yarder to unheralded WR Kittrick Taylor with 0:13 to play, were the first two of a total that would rise to an NFL-record 508. The Green Bay game was the start of a five-game losing streak for Cincinnati, and the team finished 5-11. The year was marked by news involving many of the franchise's biggest names. All-Pro OT Anthony Munoz, with 11 Pro Bowl selections on his resume, was limited to eight games by injuries and announced his retirement prior to playing in the season finale. Another Bengals icon, QB Boomer Esiason, was benched in favor of '92 top draft pick David Klingler after the team fell to 4-7. Esiason asked to be traded as the season ended, and the club said it would try to accommodate him. Early '92 was the end of the line for Ickey Woods, Cincinnati's 1988 rookie RB sensation. Woods had seen some action in '90 and '91, after suffering a season-ending '89 left knee injury, but his '91 year included a significant right knee injury, and he was waived after failing to show well in the '92 spring minicamp. WR Eddie Brown, a standout performer from 1985-91, saw his NFL career essentially ended by a ruptured disc in his neck discovered early in training camp. Brown underwent surgery and missed the season. He gained free agency after the season, but found the market slow and wound up re-signing with the Bengals. He was released in final 1993 preseason cuts and did not play again in the NFL. Through 1991, Brown ranked third in Bengals history in receiving yards (6134) and held club records for receiving yards in a game (216) and a season (1273). Bright spots in '92 included WR Carl Pickens, named Associated Press NFL Rookie of the Year, and RB Harold Green, whose 1170 rushing yards were second-most in club history to that point. After the season finale, the Bengals hired team QB legend Ken Anderson as QBs coach. In the Game 3 loss at Green Bay, Bengals rookie Pickens turned in a 95-yard punt return for a TD, the longest punt return through 2020 in Bengals history.

1993

The difficult road toward the eventual 2000 completion of Paul Brown Stadium began in earnest in November of '93. At that time, Bengals president Mike Brown, with support from NFL Commissioner Paul Tagliabue, sounded the call that Riverfront Stadium had become economically obsolete in the changing world of pro football. Brown warned that absent real progress on improving the Bengals' stadium situation, the club might be forced to consider moving. The first step toward a solution came in December, when the club agreed to stay at least

through 1998, in exchange for a deal to partially renovate Riverfront and amend the team's lease. It was also stated that civic leaders would explore construction of a new stadium by the "early 2000s." The Bengals played their first season since 1984 without QB Boomer Esiason, who was traded to the N.Y. Jets in March for a third-round 1993 draft pick. David Klingler, Cincinnati's first-round 1992 selection, had taken over at QB at the end of 1992. Klingler directed late-season victories in '93 over the Rams and Falcons, but the bottom line was a 3-13 finish. Klingler had missed three games at midseason, due to back problems, but veteran backup Jay Schroeder had been unable to right the ship. The '93 season was the most defense-dominated in Bengals history (through 2020), as Cincinnati and its foes averaged total combined points of only 31.6 per game. Preseason cuts had seen the Bengals release longtime kicker Jim Breech in favor of rookie Doug Pelfrey of Kentucky, a Greater Cincinnati native (Fort Thomas, Ky.) who would play for the team through 1999. Breech through 2020 is still Cincinnati's all-time leading scorer (1151). Breech started his Bengals career in 1980, after one season with Oakland, and through 2020 he ranks fourth in NFL history in consecutive games played scoring at least one point (186). Changing public attitudes on smoking impacted Bengals fans in April, as Cincinnati City Council enacted a ban on smoking in seating areas at Riverfront Stadium, to take effect in 1994.

1994

A shot of "Blake-mania" livened a 3-13 overall season. Due to injuries to QBs David Klingler and Donald Hollas, late-August waiver pickup Jeff Blake got a chance to start on Oct. 30 against Dallas, the two-time defending Super Bowl champions. Blake couldn't engineer the season's first win, but he threw for two TDs and had the Bengals up 20-17 until late in the third quarter of an eventual 23-20 loss. Blake went on to lead wins the next two weeks, at Seattle and vs. Houston. He remained the starter despite Klingler's return to health, and finished the year as a huge fan favorite, leading the NFL in pass completions of 50 or more yards (eight). In a nationally televised Oct. 2 Sunday night game at Riverfront, Miami's Don Shula and Cincinnati's Dave Shula became the first father and son to oppose one another as head coaches in North American major pro sports. The Dolphins won, 23-7. The Bengals closed the season with a unique comeback, beating Philadelphia 33-30 when Doug Pelfrey kicked two FGs in the last :03 of the fourth quarter. He connected from 22 yards at :03 to tie the score, then kicked a 54-yarder at :01, after the Bengals kickoff team recovered an Eagles muff at the Philadelphia 37. Though there is no official NFL record for multiple FGs in the waning seconds of a game, the Elias Sports Bureau confirms that from 1970 through 2020, no other player has kicked two in the last :03. On May 5, the Bengals signed Ohio State DT Dan Wilkinson, the first overall pick in the '94 draft. Wilkinson was the first player ever drafted No. 1 overall by the Bengals (later to be joined in 1995 by RB Ki-Jana Carter and in 2003 by QB Carson Palmer). In December, fan favorite Tim Krumrie, a two-time Pro Bowler, announced his retirement, effective at season's end. Krumrie was honored by the team at the regular-season finale, and shortly after the season he was hired to the coaching staff. He served as a defensive assistant in 1995 and was promoted to defensive line coach in 1996. The two-point conversion was added to NFL rules prior to the '94 season, with the Bengals among 23 teams voting in favor, and in the first preseason game, when Cincinnati played against Tampa Bay and former head coach Sam Wyche, a Buccaneers two-point conversion was the deciding play in a 17-16 Tampa Bay win. Much debate and some controversy continued through the year as the Bengals and baseball's Reds negotiated with Cincinnati leaders about the need for a new stadium, or even two. As co-tenants with the Bengals at Riverfront, the Reds balked at parts of an agreement the Bengals had reached in 1993 for interim improvements at Riverfront, and in an attempt to resolve issues, a city/county Stadium Task Force was formed, led by Cincinnati mayor Roxanne Qualls and Hamilton County Commission president Guy Guckenberger. The Bengals meanwhile agreed to share the cost of major improvements to Spinney Field, the team's city-owned practice facility.

1995

The Bengals were alive in the playoff race through Game 14, but were eliminated in a 26-10 loss at Cleveland in Game 15. The Dec. 17 Browns game was the last home game for Cleveland prior to the franchise's controversial move to Baltimore. The Bengals' 7-9 finish included a 2-0 start and wins in four of the last seven games, but Cincinnati lost six of seven in a midseason stretch, including a 26-23 home loss to Miami in "Shula Bowl II," as Bengals head coach

Dave Shula opposed his father, Don, for the second straight year. The Bengals closed the season by erasing a 21-point deficit in a 27-24 win vs. Minnesota, tying the largest comeback to win in club history. Jeff Blake held serve on the No. 1 QB job he had gained in 1994, keeping David Klingler in a backup role, and both Blake and WR Carl Pickens earned Pro Bowl berths. Pickens set a franchise record for TDs (17, all receiving) that stands through 2020 (in receiving TDs only, no other Bengals player through '20 has had more than 12). The Bengals had retained Pickens for 1995 by matching a free agency offer he received from Arizona. The Bengals suffered a severe blow in preseason game three on Aug. 17 at Detroit, as RB Ki-Jana Carter of Penn State, the top overall pick in the '95 draft, was lost for the season to a severe knee injury. Carter, who had missed the first two preseason games with an ankle sprain, was lost at Detroit on his third Cincinnati carry. The Bengals had traded with Carolina to gain Carter as an offensive centerpiece, moving up in the first round for the first time in franchise history. Carter would come back to play seven NFL seasons, four of those for Cincinnati, but he never matched his college form at the pro level and closed with only 1144 career rushing yards. The year of 1995 was filled with issues regarding the Bengals' need for a new stadium. A lack of progress on the local front led club president Mike Brown to explore the possibility of a move to Baltimore, pressed by a deadline on Baltimore's end. But Brown repeatedly professed he had no desire to move the team unless forced to by an untenable local situation. On June 28, just minutes before a Bengals-set deadline, Cincinnati City Council voted 5-4 to approve a Hamilton County plan from Commissioner Bob Bedinghaus to raise the county sales tax by one percent to fund two new stadiums. In the end that proposal was scaled down to a one-half percent hike, funding stadiums and also providing homeowners with property tax relief. But after the County Commission voted to implement the tax, forces opposed to the increase successfully petitioned to make approval subject to a public referendum to be held in March of 1996. In October, Mike Brown announced that the Bengals for 1996 would move most of their front-office operation from Riverfront Stadium to the team's new practice facility building at Spinney Field.

1996

Progress continued to be forged on the Bengals' efforts to secure their future in Cincinnati with a new stadium. The biggest step came on March 19, when Hamilton County voters approved by 61-to-39 percent a measure to fund new Bengals and Reds stadiums with a half-cent sales tax increase. The vote came after vigorous public debate, and the Cincinnati Post termed it a "landslide victory" for backers of the issue. On Sept. 10, the Bengals reached preliminary agreement with Hamilton County on a 30-year lease, for an as-yet unnamed and un-sited stadium. The Bengals pushed vigorously for a riverfront site, opposing proposals to build in the Broadway Commons area just northeast of downtown. Both public polls and experts' recommendations indicated a preference for a riverfront site, but the question remained undecided as the year ended. The new stadium's name also remained undecided, but early public response showed strong support for naming it after Bengals founder Paul Brown. On Sept. 9, Riverfront Stadium was re-named Cinergy Field, as the energy utility Cinergy reached a \$6 million naming rights deal with Hamilton County to cover the stadium's remaining years of use. On the field, the team lost six of its first seven games, but Cincinnati's fortunes took a U-turn after offensive coordinator Bruce Coslet was promoted to head coach on Oct. 21, replacing the released Dave Shula. Coslet directed the team to a 7-2 finish, including a 5-0 mark at Cinergy Field. The Bengals stayed alive for the playoffs until the next-to-last week of the season, when despite defeating Houston they were eliminated due to results elsewhere. Coslet, signed only through '96 when he took over as head coach, was extended on Dec. 14 through 2000. A signature win for Coslet came Nov. 3 at Baltimore, when the Bengals rallied from a 21-3 deficit to win 24-21. The 18-point deficit stands through 2020 as the largest ever overcome by the Bengals in a road win. WR Carl Pickens, who in 1995 had become the first Bengal to lead the AFC in receptions, led the conference again with 100, the first Bengal to hit the century mark. The defense had 34 INTs, a club record that stands through 2020. CB Ashley Ambrose, a veteran free agent in his first Bengals season, led the team with eight INTs and went to the Pro Bowl along with Pickens.

1997

On Feb. 13, the Bengals and Hamilton County reached tentative agreement on a western riverfront site for a new football stadium. The Bengals yielded to County wishes for a site one block farther west than the club's preferred spot, supporting the goal of opening central riverfront space for development of other attractions and neighborhoods between a football and a baseball stadium

(though the baseball site had yet to be agreed upon.). A drawback for the development of the more western football site was that some of the needed land was not owned by the county, and that would lead to future delays, as well as higher costs than the Bengals' preferred site. On May 29, the 30-year Bengals lease was completed and signed. It was announced on May 29 that the facility would be named Paul Brown Stadium, with the Bengals agreeing to cover \$5 million for the loss of potential corporate naming rights. On April 29, the Bengals received a favorable ruling in a tax case that had threatened the viability of the franchise. In United States Tax Court in Chicago, Judge John O. Colvin ruled that the heirs of the late Paul Brown were not liable for \$40 million sought by the Internal Revenue Service, due to a dispute over Paul Brown's acquisition of team shares held formerly by John Sawyer. The Cincinnati Enquirer editorial page opined that the Bengals had been spared an unfair "ambush by the IRS." The football team opened training camp in a state-of-the-art new facility at Georgetown (Ky.) College, after 29 seasons of training at Wilmington (Ohio) College. On April 5, the Bengals had re-signed QB Boomer Esiason as a veteran No. 2 to back up Jeff Blake. Esiason had gone on to play for the Jets and Cardinals since playing for the Bengals from 1984-92. The team was struggling with a 2-7 record on Nov. 9 at Indianapolis when Blake was sidelined with a concussion, and the 36-year-old Esiason entered the game in the third quarter and led a comeback victory. The Bengals lost the next week at Pittsburgh with Blake as the starter, and Esiason was named starter for the final five games. The Bengals were 4-1 in his starts, and they scored 42 points in the start he lost. Esiason did not have enough pass attempts to qualify for a Bengals-record season passer rating, or for the NFL passing title, but he finished the season with a 106.9 rating. The team finished the season 7-9. It was the last Bengals hurrah for Esiason, who retired after the season to take a broadcasting job with ABC's Monday Night Football. The '97 season saw the debut of HB Corey Dillon, a second-round draft choice who stands through 2020 as the club's all-time leading rusher (8061 yards). On Dec. 4 vs. Tennessee at Cinergy Field, Dillon rushed for 246 yards and four TDs, breaking Jim Brown's NFL record for rushing yards in a game by a rookie (237) and tying the Bengals record for TDs and points in a game. Dillon's four TDs and 24 points remain tied for the Bengals record through 2020.

1998

On Jan. 24, Bengals OT Anthony Munoz (1980-92) was voted to the Pro Football Hall of Fame. Munoz was part of a five-member induction class, and he and Chicago Bears LB Mike Singletary became the 47th and 48th players among the then-194 members to be elected in their first year of eligibility. The official induction ceremony took place Aug. 1, at the Hall in Canton, Ohio. NFL labor events had led to Munoz gaining free agent status after announcing his retirement following the 1992 season, and he had signed with Tampa Bay (and his former Bengals head coach, Sam Wyche) as a free agent in '93. But Munoz gave up the comeback bid after suffering a shoulder injury in training camp, and because he was not with the Bucs in the regular season, he is recognized in the Hall as having played only for the Bengals. Plans for the Bengals' new stadium hit a serious snag in January of '98, due to a dispute between Hamilton County and the city over the county acquiring 12.5 acres of city land that it needed to build at its preferred western riverfront site. As the stalemate dragged on, the Bengals announced that if no agreement was reached by Jan. 31, the club would no longer be bound by the lease it had signed in spring of 1997. Tension continued to build until, at 1:15 a.m. on Feb. 1, City Council forged a past-the-11th-hour agreement to accept a county proposal. On April 25, officials from the county, city and the Bengals joined in a public groundbreaking for Paul Brown Stadium construction, with plans for the facility to be ready for the 2000 season. The news on the field was not so encouraging, as the team dipped to 3-13 in its second full season under head coach Bruce Coslet. QB Boomer Esiason, who had a sensational late-season return to the starting job in 1997, after four seasons playing elsewhere, announced prior to the season that he was retiring to join ABC's Monday Night Football as a broadcaster. The Bengals signed former Steeler Neil O'Donnell to compete with Jeff Blake for the starting QB job. O'Donnell won the job in training camp, but the team lost nine straight after beating Pittsburgh in Game 5. Blake started Games 14 and 15 before being injured, and the season ended with no clear starter in sight for 1999. HB Corey Dillon rushed for 1130 yards, becoming the first Bengal (and still through 2020 the only Bengal) to top 1000 in each of his first two Cincinnati seasons. In the season opener vs. Tennessee, injury-plagued HB Ki-Jana Carter, top overall pick in the 1995 draft, suffered a season-ending wrist fracture. DT Dan Wilkinson, drafted No. 1 overall by the Bengals in 1994, saw a rather stormy Cincinnati

career end prior to the season, when he was traded to Washington for picks in the first and third rounds of the '98 draft. The Bengals used the picks to obtain LB Brian Simmons (first round) and G Mike Goff (third round).

1999

For the first year since the idea's original proposal in 1993, plans for the Bengals' new stadium proceeded with only minor issues. The rise of the seating bowl of Paul Brown Stadium was watched by citizens throughout the year. However, past issues — particularly a delay in Hamilton County's acquisition of needed land from the city — put construction on a very tight schedule to meet the goal of an August, 2000, inaugural game. On the field in '99, veteran Jeff Blake and rookie first-round draft choice Akili Smith would end up sharing QB duties during a 4-12 season. Blake was benched after an 0-4 start, and Smith started and won his NFL debut, 18-17 on Oct. 10 at Cleveland. The game marked the renewal of the "Battle of Ohio" series, as the Browns returned to play as an expansion team. Cleveland had spent three years without NFL football after the Browns moved to Baltimore for the 1996 season. The Bengals did not win again until Game 12, however, and Smith suffered a season-ending ankle injury in Game 9 vs. Jacksonville. Blake engineered three straight wins in Games 12-14, but the team lost the final two. HB Corey Dillon rushed for 1200 yards and went to the Pro Bowl along with KOR Tremain Mack, whose 27.1-yard average was the team record until Adam Jones surpassed it in 2014.

2000

The Paul Brown Stadium era began on Aug. 19, as the Bengals christened Cincinnati's new football showplace with a 24-20 preseason win over the Chicago Bears. WR Peter Warrick scored the first Bengals preseason points in PBS on a 14-yard end-around run in the first quarter. In the stadium's Grand Opening regular-season game Sept. 10 vs. Cleveland, before a Cincinnati sports record crowd of 64,006 (since surpassed by the Bengals). The Browns won, 24-7. Rookie WR Ron Dugans scored the first Bengals regular-season points in PBS on a four-yard TD pass from Akili Smith. The '00 Bengals drew four other crowds which exceeded the pre-PBS record for a sports crowd in Cincinnati, but the Browns game stood as the new record at year's end. On Sept. 25, following an 0-3 start to the season, Bruce Coslet resigned as head coach and was replaced by assistant head coach/defensive coordinator Dick LeBeau, who was named interim head coach. The team finished 4-9 under LeBeau, including 4-6 in the final 10 games and a 2-2 mark in the final four. On Dec. 20, LeBeau signed a multi-year contract to begin in 2001. LeBeau's first victory, on Oct. 22 vs. Denver, featured a then NFL-record 278 rushing yards by Corey Dillon, who went on to set a Bengals record (since broken) of 1435 yards for the season, earning his second straight trip to the Pro Bowl. Against Denver, Dillon broke a 1977 record of 275 yards set by Chicago's Walter Payton. It was an all-or-nothing day for Dillon, as he was stopped on 10 of his 22 carries for one or fewer yards, but he had five runs of 30-plus, including TD runs of 65 and 41 yards. "It seemed like a high school game," Dillon said of his numbers. Dillon's 278 stood as the NFL record until Sept. 14, 2003, when Baltimore's Jamal Lewis had a 295-yard game vs. Cleveland, and Dillon's total ranks fourth in league history through 2020. The Denver game was Cincinnati's first regular-season win at Paul Brown Stadium. Akili Smith opened the year as starting QB, but the offense stalled, and he was replaced after a Nov. 5 loss at Dallas by veteran 2000 free agent signee Scott Mitchell. Prior to the season, on June 1, the Bengals released HB Ki-Jana Carter, their injury-plagued 1995 top draft pick. On July 20, Cincinnati released talented but malcontent WR Carl Pickens. Pickens' departure had left Darnay Scott set to take over as the No. 1 wideout, but Scott suffered a broken leg in training camp on Aug. 1 and missed the season.

2001

The Bengals got off to a 4-3 start in Dick LeBeau's first full season as head coach, but they did not win again until the final two games, finishing 6-10. The defense finished No. 9 in the NFL, but the offense ranked 23rd. The early season was played amidst the tragedy of the Sept. 11 terrorist attacks in New York and Washington D.C. All of the NFL's Week 2 games, scheduled for Sept. 16-17, were postponed until the first weekend in January, the weekend after the regular season had been scheduled to end. The Bengals resumed play on Sept. 23, moving to 2-0 with a win over Baltimore at Paul Brown Stadium, and by that time stadium security procedures had been strengthened, including a ban on "coolers, backpacks and oversize purses." Also, the Federal Aviation Administration moved to ban aircraft from operating within three miles of outdoor venues with events in progress. Free agent signee Jon Kitna took over as the starting QB, winning a training camp battle with Scott Mitchell and Akili Smith. The '01 season featured the Bengals' first visit to Pittsburgh's new Heinz Field, on Oct. 7. On

Oct. 28 at Detroit, a 31-27 Bengals win featured a 96-yard TD run by HB Corey Dillon, which stands through 2020 as the longest scrimmage play in Bengals history. The '01 season was the first for flamboyant WR Chad Johnson, who through 2020 is Cincinnati's all-time leader in receptions (751), receiving yards (10,783) and receiving TDs (66). Johnson, a second-round draft pick from Oregon State, put up only modest rookie numbers, missing four games with a collarbone fracture, but he publicly pleaded with coaches and medical staff to let him come back sooner from the injury, and he promised, "I'm going to make a lot of noise here early." On Oct. 14, the Bengals re-set their own record for the largest crowd ever at a Cincinnati sports event, as 64,217 fans watched a 24-14 win over Cleveland.

2002

The Bengals began the season in a new division, the AFC North, as the NFL realigned into eight four-team divisions. The Bengals were successful in efforts to keep longtime rivals Cleveland and Pittsburgh as division foes, and the Baltimore Ravens completed the four-team lineup. The Bengals entered the season after an encouraging 2001 finish. But despite some noteworthy individual performances, the team sunk to the worst record (2-14) in franchise history. The team was hit hard by injuries, losing the league's second-highest number of games by starters. The offense got off to a very slow start with free agent signee Gus Frerotte at QB. The offense perked up noticeably after the 2001 starter, Jon Kitna, returned to the No. 1 QB role. For the first time since 1989, Cincinnati had a 3000-yard passer (Kitna), a 1000-yard rusher (Corey Dillon) and a 1000-yard receiver (Chad Johnson). On Nov. 10 at Baltimore, Johnson had the first of his 31 games of 100 receiving yards, second-most in team history (seven catches, 110 yards). On Oct. 27 vs. Tennessee, Dillon raised his Bengals career rushing total to 6542 yards, passing James Brooks (6447) into the all-time franchise lead that he still holds through 2020 with 8061 yards. The Bengals set a team record for pass completions with 350 (since surpassed). But the team was 0-7 before getting a win at expansion Houston. The defense was inconsistent, and with nine TDs allowed on special teams or by the offense, the Bengals as a team allowed the second-most points (456) in club history. On Dec. 30, it was announced that head coach Dick LeBeau would not be retained for 2003.

2003

The Bengals launched a new era on Jan. 14, when Marvin Lewis was hired as the ninth head coach in franchise history. "We've turned over a new leaf," said Bengals president Mike Brown. Lewis went on to coach a franchise-record 16 seasons with the Bengals and became the team's all-time leader in wins (131). At the time of his hiring, Lewis was the eighth African-American to be named an NFL head coach. Architect of the Baltimore Ravens' record-setting Super Bowl defense in 2000, Lewis received a broad mandate from Bengals ownership to implement his program, and the team finished 8-8, six games better than the 2-14 Bengals of 2002. Though the Bengals missed the playoffs — eliminated on the final weekend of the season — their six-game improvement was the biggest of any NFL team from '02 to '03. It was also the second-biggest one-year improvement in Bengals history. Lewis finished second to Bill Belichick, coach of the World Champion New England Patriots, in Associated Press voting for NFL Coach of the Year. The season included the four largest pro sports crowds in Cincinnati history (to that time), topped by 65,362 on Dec. 28 vs. Cleveland, and the highlight game was a 24-19 win on Nov. 16 over an unbeaten (9-0) Kansas City team. The Chiefs game started what would be a Bengals-record streak of 57 consecutive home sellouts in regular season and postseason. WR Chad Johnson, who led the AFC with 1355 receiving yards, signed a five-year contract extension in November. Prior to the season, the Bengals had the No. 1 overall pick in the NFL Draft for the third time in team history, and the club chose Southern California QB Carson Palmer. Palmer was signed on April 24, just before the actual draft, as the Bengals took the option to execute an early signing. Palmer did not play as a rookie, as veteran Jon Kitna was the only NFL QB to play every offensive snap for his team, but Palmer would go on to set numerous Bengals passing records, beginning his playing career in 2004. QB Akili Smith, an unsuccessful first-round QB choice in 1999, was released on June 2. In an ironic twist for longtime Bengals followers, the club prior to the season hired Ricky Hunley as LBs coach. Hunley was a Bengals first-round draft choice as a player (LB) in 1984, but he never signed with Cincinnati, staging the longest holdout in team history before being traded to Denver on Oct. 9, 1984.

2004

In their second season under head coach Marvin Lewis, the Bengals continued their rebuilding process, posting a second straight 8-8 record. All eight

regular-season games at Paul Brown Stadium were sellouts — the first sold-out regular season since 1992 at Riverfront Stadium — and the total regular-season attendance of 524,248 put the team over the half-million mark for the first time. The team's break-even finish was a creditable performance, given that injuries were severe (18 players were placed on season-ending medical reserve lists) and that second-year QB Carson Palmer was seeing his first NFL playing time. Palmer, the 2003 first overall NFL draft pick, had not played as a rookie while backing up Jon Kitna. Palmer started the first 13 games before missing the final three with a knee strain. HB Rudi Johnson rushed for a club-record 1454 yards (a mark he later broke), and the team had four players named to the Pro Bowl, its highest total since 1990. The Pro Bowl quartet was Rudi Johnson, WR Chad Johnson, OT Willie Anderson and CB Tory James. K Shayne Graham set a club record with 122 points (since surpassed by Mike Nugent). Home games were played on a new, synthetic FieldTurf surface, on which installation was complete in early July. PBS had grass fields from 2000-03, but durability and maintenance issues dictated a switch. The team also made its first significant uniform change since 1981. The signature striped helmet was not changed, but the jersey design was modernized, black pants were added as a regular option to white pants, and a special-occasion orange jersey was added for up to two games per year. The team wore orange jerseys for the first time in franchise history in a 26-3 win vs. Dallas on Nov. 7. On Nov. 28, the Bengals played in what remains through 2020 as the second-highest scoring game in NFL history, a 58-48 home win over Cleveland (106 total points). The game stands through 2020 as the only one in which the Bengals have scored in double figures in all four quarters (14-13-14-17). Prior to the season, HB Corey Dillon, the club's all-time rushing yards leader, was traded to New England for a second-round 2005 draft choice (Bengals chose S Madiou Williams).

2005

In head coach Marvin Lewis' third season, the Bengals returned to the playoffs, winning the AFC North Division title with an 11-5 record. But Cincinnati lost 31-17 to Pittsburgh in a Wild Card round playoff game, the first postseason game at Paul Brown Stadium, and QB Carson Palmer's postseason was regrettably short. Palmer, who posted a 101.1 regular-season passer rating, a Bengals record at the time, was lost to a serious knee injury on the club's second offensive snap in the playoff game, downed by former Bengal Kimo von Oelhoffen. On the play, Palmer had launched a 66-yard completion to WR Chris Henry. In the regular season, the team won its first four games, including an 88-29 point margin in the first three. The Bengals clinched the division title in Game 14, with a 41-17 victory at Detroit. A number of club individual single-season records were set, including two that still stand through 2020 — 1458 rushing yards by HB Rudi Johnson and 10 INTs by CB Deltha O'Neal. Five Bengals were voted to the Pro Bowl, the largest Cincinnati contingent since the 1989 team placed six. The five were Palmer, O'Neal, OT Willie Anderson, K Shayne Graham and WR Chad Johnson. The season's home crowds included the top four attendance figures in franchise history to that time, headed by 66,104 for the Bengals-Steelers game on Oct. 23. Two notable Bengals "voices" passed away in '05. Phil Samp, the team's radio play-by-play man from 1968-90, died on March 10, and Tom Kinder Sr., the stadium public address announcer from 1968-2004, died on April 10.

2006

For the first time since 1992, the Bengals sold out all games before the season began, and a waiting list was established for new season ticket buyers. The regular-season attendance mark was 527,870, for an average of 65,984, and both the total and the averages stand through 2020 as club records. Also prior to the season, it was also announced that head coach Marvin Lewis had signed a contract extension through 2010. Lewis completed his fourth season by joining Paul Brown as the only Bengals head coaches to go four straight seasons without a losing record, but though the team remained in contention until the final weekend, it missed the '06 playoffs with an 8-8 mark. The Bengals lost their last three games after standing 8-5. A win in either of the two final games could have secured a playoff berth, but Cincinnati lost 24-23 in Game 15 at Denver when an errant PAT snap foiled a chance to force overtime, and the Bengals lost the season finale in overtime vs. Pittsburgh, after record-setting K Shayne Graham missed a 39-yard FG try on the final play of regulation. QB Carson Palmer, sidelined with a major knee injury in the 2005 postseason, made good on his bid to play the full 2006 regular season, starting every game. He set a club record to that point with 4035 passing yards, and he boldfaced his status as the cornerstone of the roster by winning the Most Valuable Player Award in the Pro Bowl on Feb. 10, 2007. He stands through 2020 as the only Bengal to win the award. The season was a particularly notable one for flamboyant WR Chad Johnson. In March, NFL owners voted to clamp down on player end-zone

celebrations, an art that Johnson had been increasingly expanding in production value. In April, Johnson was signed to a contract extension through 2011. He was featured on a Sports Illustrated cover in October, and for the season he became the only Bengal (through 2020) to lead the NFL in receiving yards, with 1369. Johnson set a still-standing Bengals record for receiving yards in a game, with 260 on Nov. 12 vs. San Diego, and with 190 the next week at New Orleans, he set an NFL record at the time for receiving yards in consecutive games (450). Also in '06, Johnson became the first player to lead the AFC or NFC in receiving yards for a fourth consecutive season. In February, federal judge S. Arthur Spiegel dismissed a Hamilton County lawsuit against the Bengals regarding the Paul Brown Stadium lease, ending two years of legal disputes. In March, the Bengals and Buffalo Bills were the only NFL teams to vote against a new Collective Bargaining Agreement with the players, deeming it unsound, and as time would pass, numerous owners and analysts would in hindsight praise the Cincinnati-Buffalo stance. The 2006 agreement, in some views, ultimately led to the conditions that caused a lockout of players from March through July of 2011. The Bengals in '06 were among a number of teams responding to concerns about rowdy fan behavior at NFL games. The club installed and staffed a "Jerk Line" that fans could call during games to report problems. LB David Pollack, Cincinnati's top draft choice in 2005, suffered what would prove to be a career-ending neck fracture in the home opener vs. Cleveland. Pollack was never paralyzed and made a full recovery, but after some consideration of a comeback, he ultimately decided against it and moved into a successful career as a sports broadcaster.

2007

In a Harris Interactive survey released in February, Paul Brown Stadium was the only football stadium to make a list of "America's Favorite 150 Buildings and Structures." PBS ranked 101st on the list, whose range included all manner of major structures, including skyscrapers, museums, churches, hotels and even bridges. (The Empire State Building ranked first). Among all sports venues, only Wrigley Field (31) and the old Yankee Stadium (84) ranked higher than PBS. For the second straight season, the Bengals sold out all games before the season began. The team entered the season with high expectations, with its first two home games selected for ESPN Monday Night Football. But the season's first half ended with a disappointing 2-6 record, and a second-half rally lifted the club only to 7-9, the first losing season for head coach Marvin Lewis. WR T.J. Houshmandzadeh tied for the league receptions title (112), setting a club record that still stands through 2020 and becoming the only Bengal ever to gain a share of the league lead. WR Chad Johnson broke his own team receiving yards record with 1440, a season mark that stands through 2020, and K Shayne Graham set two marks that stand through '20 — season field-goal percentage (91.2 on 31-of-34) and FGs in a game (seven). Graham was seven-for-seven on Nov. 11 at Baltimore, scoring all of Cincinnati's points in a 21-7 win. On Sept. 16 at Cleveland, QB Carson Palmer set a Bengals game record (still standing through 2020) with six TD passes, but the Bengals lost in a 51-45 shootout to the underdog Browns, starting a four-game losing streak that followed a season opening Monday night win vs. Baltimore. On Oct. 28 vs. Pittsburgh, the team established a franchise record for single-game attendance, recording a figure of 66,188. That number stands through 2020 as the largest crowd ever to attend a sports event in Cincinnati, and other Bengals crowds at Paul Brown Stadium more than fill out the other spots on the all-time Cincinnati top 10.

2008

With a club-record 23 players sent to the Reserve/Injured list, the Bengals struggled to a 4-11-1 finish. And that list of 23 did not include the biggest missing name, QB Carson Palmer, who stayed on the roster all season but played in only four games due to an elbow injury. Ryan Fitzpatrick replaced Palmer at QB. The team partly salvaged the season, going 4-3-1 in the campaign's second half, but that was after an 0-8 start. Though the offense was near record lows in many statistical categories, the defense was promising under new coordinator Mike Zimmer, rising to a No. 12 NFL yardage ranking, the team's best since 2001. For the third straight year, all home games were declared sold out before the season began. The Bengals' 13-13 tie on Nov. 16 vs. Philadelphia was the NFL's first deadlock since 2002, and some players on both teams would admit that they had been expecting the contest to continue when the 15-minute overtime ended scoreless, not realizing that NFL games still could end in ties. It was the first overtime tie in Bengals history. The Bengals had played one other tie previously, at Houston in 1969, but that game went just the regulation four quarters, as

overtime was not yet in the rules. On Aug. 29, star WR Chad Johnson legally changed his name to Chad Ochocinco, a Spanish reference to his uniform number (85). But he was not permitted to have the new name on his jersey until 2009, after he had fulfilled contractual obligations regarding the purchase of existing licensed "Johnson" merchandise. In 2012, while with the Miami Dolphins, Ochocinco would change his name back to Johnson, and the league subsequently determined that in all future references in league material, the player would be known as Johnson, regardless of the year involved. The 2008 preseason ended with dramatic final cuts, as those released included three Bengals with six Pro Bowls among them — OT Willie Anderson, HB Rudi Johnson and CB Deltha O'Neal. On May 19, the Bengals waived talented but troubled LB Odell Thurman, who had been a rookie sensation in 2005. Thurman had not played in 2006 or '07, suspended by the NFL for various behavior issues, and on May 19 Bengals coach Marvin Lewis said the team "had not seen the right steps taken" by Thurman to justify another chance to play for Cincinnati. Thurman would not play again anywhere in the NFL.

2009

Rebounding from the disappointment of injury-plagued 2008, the Bengals won their second division championship under coach Marvin Lewis, finishing with a 10-6 record. Their march to the AFC North title included a 6-0 mark in division games, marking the only time in franchise history (through 2020) for Cincinnati to sweep its division opponents. The Bengals were eliminated in the first round of the playoffs, however, losing 24-14 to the visiting N.Y. Jets, who went on to reach the AFC Championship Game. The Bengals weathered tragedy en route to the title. On Oct. 8, Vikki Zimmer, wife for 27 years to Bengals defensive coordinator Mike Zimmer, died unexpectedly in Cincinnati. And on Dec. 17, WR Chris Henry died in North Carolina from injuries suffered in a Dec. 16 fall from a moving pickup truck. Henry was not with the team at the time, recuperating from a forearm fracture suffered Nov. 8 vs. Baltimore. The Bengals chartered a plane for the entire team to attend Henry's funeral in New Orleans on Dec. 22, and NFL Commissioner Roger Goodell also attended. On the field in '09, the Bengals were led by their defense, which continued rapid improvement under coordinator Zimmer. The Bengals finished fourth in the NFL in fewest yards allowed (301.4 per game). The team suffered a stunning home loss to Denver in the season opener, on a wildly improbable late play, but Cincinnati rebounded to win its next four. The Bengals led Denver 7-6 with less than a minute to play, but the Broncos won 12-7 on an 87-yard TD pass that was deflected by the Bengals defense to Denver's Brandon Stokley, who was not the intended receiver. The play stands through 2020 as the NFL's longest game-winning TD play from scrimmage in the final minute of the fourth quarter. On Oct. 4, Shayne Graham's 31-yard FG beat the Browns 23-20 in the longest Bengals game not to end in a tie. Graham's winning kick came with :04 remaining in overtime. On Oct. 25 vs. Chicago, Bengals HB Cedric Benson vaulted into the NFL rushing lead with a 189-yard game against Chicago, the team with which he had debuted unsuccessfully as a high first-round draft choice. The Bengals won 45-10 in a game nicknamed the "Benson Bowl," and NFL Network reported that Benson's rushing total was the most by a player against his former team in league history, with research going back to 1950. Long known for his mischievous on-field antics, WR Chad Johnson logged his last significant zany move as a Bengal on Nov. 8 vs. Baltimore, when he playfully offered a dollar bill to the officiating crew as they were discussing a ruling. The NFL was not amused, and Johnson was fined \$20,000. In Games 10-12, for the only time in franchise history (through 2020), the Bengals got 100-yard rushing games from three different players in a span of three games (Bernard Scott at Oakland, Larry Johnson vs. Cleveland and Cedric Benson vs. Detroit). It was the first such instance in the NFL since 1993. Benson set a Bengals individual record for 100-yard rushing games in a season (six), and the club set a mark with eight individual 100-yard rushers. Both marks stand through 2020.

2010

Following a 2009 division championship, the team never jelled despite having veteran talent, including that of high-profile free agent WR Terrell Owens. After a 2-1 start, the Bengals tied a dubious team one-season record by losing 10 in a row. Wins in two of the last three games did little to ease the dissatisfaction. Head coach Marvin Lewis ended the season with an expired contract, but two days after the season finale, it was announced that Lewis had signed to return for a franchise-record ninth season in 2011, a wise move given that the next five Bengals teams would make the playoffs. In '10, Owens and WR Chad Johnson combined for 139 receptions for 1814 yards and 13 TDs, and Cedric Benson rushed for 1111 yards while Carson Palmer passed for 3970. But the team could not deliver in the clutch. Opponents scored eight TDs on returns

(INTs, fumbles, kicks), and the Bengals were minus-eight in turnover differential. Injuries played a part, as the Bengals were forced to place 17 players on the Reserve/Injured list, and nine were veteran defensive players who would have started or seen significant action if healthy. The season was the last one in stripes for Chad Johnson, who completed the year with franchise career records (still standing through 2020) for receptions (751), receiving yards (10,783) and receiving TDs (66). The club recorded a franchise-record 57th consecutive sellout (regular and postseason) for a Monday night game on Nov. 8 vs. Pittsburgh, but the streak ended when the Nov. 21 Buffalo game failed to sell out. The Bengals played five preseason games, their most since 1988, as the club was selected to open the NFL preseason against Dallas in the Pro Football Hall of Fame Game on Aug. 8 at Canton, Ohio. On Aug. 7, former Bengals assistant coach and head coach Dick LeBeau was inducted into the Hall of Fame. LeBeau, who spent 18 years on the Cincinnati coaching staff, also had a stellar playing career as a DB with the Detroit Lions, and after leaving Cincinnati he became a successful defensive coordinator with Pittsburgh.

2011

Shortly after re-signing for a Bengals-record ninth season as head coach, Marvin Lewis had a message for Bengals fans upset over the 2010 team's 4-12 record. "I will fix us," Lewis pledged, and the record would bear him out. Lewis led a young team — the AFC's youngest as of Week 1 — to a 9-7 record and a Wild Card playoff berth. Cincinnati lost at Houston in the Wild Card game. The young Bengals squad was not able to work with the coaching staff until late July, due to a player lockout over labor issues that had begun in March. The lockout ended just as training camps were due to open, with the announcement of a new NFL Collective Bargaining Agreement. But Cincinnati's players had staged numerous workouts on their own during the lockout, and two veteran leaders — DT Domata Peko and OT Andrew Whitworth — were accorded great credit for helping the team hang together in preparation for its surprise season. The Bengals defied widespread last-place predictions from preseason analysts by putting new offensive pieces together quickly. Working in the scheme of new offensive coordinator Jay Gruden, the club's top two draft picks — WR A.J. Green and QB Andy Dalton — became the first rookie QB-WR duo in NFL history to make the Pro Bowl. K Mike Nugent, from nearby Centerville, Ohio, set club records (still standing through 2020) for points (132) and FGs (33) in a season. The defense, in its fourth season under coordinator Mike Zimmer, ranked seventh in the NFL. DT Geno Atkins, a fourth-round 2010 draft pick, began emerging as one of the best draft steals in franchise history, tying for the NFL lead in sacks (7.5) among interior linemen and earning his first Pro Bowl berth. Dalton's success at QB led to the Bengals trading holdout veteran QB Carson Palmer to Oakland on Oct. 18, and Cincinnati received Oakland's first-round 2012 draft choice and second-round '13 draft choice. The picks were used on CB Dre Kirkpatrick (2012) and HB Giovani Bernard (2013). On July 29, the Bengals traded talented but problematic Chad Johnson, their all-time leader in receptions (751) and receiving yards (10,783), to New England for a fifth-round and a sixth-round draft choice. Cincinnati used the picks to draft WRs Marvin Jones (2012) and Cobi Hamilton (2013). Johnson would make only 15 more NFL catches, released by New England in June of 2012 and released by Miami the following August. Lewis closed the year with 69 career victories, passing Sam Wyche (64) for most by a Bengals head coach. Through 2010, Lewis had been tied with Wyche and Paul Brown for most seasons as Bengals head coach (eight).

2012

The Bengals brought training camp to downtown Cincinnati, holding camp at the club's home facility for the first time. The team had trained for 29 seasons at Wilmington (Ohio) College and for the next 15 at Georgetown (Ky.) College. Changes in the NFL's Collective Bargaining Agreement helped drive the change, as the Bengals joined a majority of NFL teams which had switched to their home bases. With the new CBA reducing the amount of time players could be on the practice field, it was thought that their increased non-field time could be much better used at Paul Brown Stadium, where medical and classroom facilities were far superior to any remote camp site. Plans for a second straight playoff season seemed to have gone awry when the team lost four straight after a 3-1 start, standing 3-5 at the season's halfway point. But the Bengals stormed back to go 7-1 in the second half and clinched a Wild Card postseason berth with a 10-6 record. The only loss in the final eight games came by one point, 20-19 to Dallas,

on a Cowboys FG at the final gun. Of 131 NFL teams to post 3-5 starts between 1990-2012, the Bengals were one of only nine to reach the playoffs, and the 7-1 finish tied the 1981 Cincinnati Super Bowl team for best second-half record in a 16-game season. Cincinnati lost at Houston in the first round of the playoffs for the second straight year, but it was the first time for the Bengals to reach postseason two years in a row since 1981-82. The Bengals clinched their playoff berth with a 13-10 win at Pittsburgh in Game 15, at the same time eliminating the rival Steelers from contention. CB Leon Hall got the only Bengals TD against the Steelers, on a 17-yard INT return. The defense ranked sixth in the NFL in fewest yards allowed (319.7 per game), and it collected a team-record 51 sacks (though the 1976 team, in a 14-game season, had a higher average of sacks per game). All-Pro DT Geno Atkins led the sack parade with 12.5, third-most in club history and most on the season by a margin of 4.5 among NFL interior linemen. WR A.J. Green scored at least one TD in nine straight games (Games 2-10), a Bengals record for within one season. He became only the second NFL player in a 48-year span to have at least one receiving TD in nine straight games in a season, joining Hall of Famer Jerry Rice. P Kevin Huber posted averages of 46.6 gross and 42.0 net, club records that he reset in 2014. New technology lessened the need of the 2012 team for notebooks and attention to bulletin boards, as the Bengals became one of the first NFL clubs to issue players tablets, for easy distribution of schedules, video and other key information. Shortly after the end of the season, Bengals RBs coach Jim Anderson announced his retirement. Anderson had joined the Bengals staff in 1984, and his 29 seasons stand through 2020 as a franchise record for most total seasons on the Cincinnati coaching staff. During his last six seasons, Anderson had the most consecutive years with his team of any position coach in the NFL.

2013

Coach Marvin Lewis led the Bengals to their third straight playoff appearance — a franchise first. Cincinnati won its third AFC North Division title under Lewis, posting an 11-5 record and clinching the crown with a 42-14 rout of Minnesota in Game 15. The Bengals went 8-0 at home for the second time in club history (also 1988), and they were among only five NFL clubs to reach the postseason each year from 2011-13. They were in the postseason for the fourth time in five years, among only six teams to qualify four or more times in that span. For the third straight season, however, the playoffs ended all too soon for Cincinnati, as San Diego prevailed 27-10 in a first round game at Paul Brown Stadium. The 2013 team played three overtime games, most in a season in franchise history. They won the first OT contest, but lost in OT in consecutive weeks in Games 9 and 10. It was the first time in franchise history for the team to play two straight OT games. The consecutive losses dropped the team's record to 6-4, but Lewis' club closed the season with five wins in the last six games. QB Andy Dalton set franchise records for passing yards (4293) and TD passes in a season (33), and he became one of only five QBs in NFL history to pilot a playoff club in his first three seasons in the league. WR A.J. Green was named to the Pro Bowl for the third time in his three-year career, and he set club records for most 100-yard receiving games in a season (six) and most consecutive 100-yard receiving games (five). Second-year WR Marvin Jones also posted a club mark, becoming the first Bengal with four TD receptions in a game (Oct. 27 vs. N.Y. Jets). Jones accomplished his feat in the franchise's 700th regular-season game. Green (11) and Jones (10) became the first Bengals duo to each hit double figures in TD receptions in a season. Marvin Lewis earned a "coaching-tree" compliment after the season when, in an NFL rarity, each of his coordinators signed as NFL head coaches. Offensive coordinator Jay Gruden went to Washington, and defensive boss Mike Zimmer went to Minnesota. Also in the TV realm, the Bengals in 2013 agreed for the second time in five years to be featured during preseason on the all-access HBO series, "Hard Knocks." The club allowed virtually unfettered access to team activities to crews from NFL Films. Though many NFL clubs have shied from invitations to be a Hard Knocks team, the Bengals won the AFC North title for the second straight time after doing the show, as they also won after doing Hard Knocks in 2009.

2014

Head coach Marvin Lewis led the Bengals to a 10-5-1 record and a Wild Card playoff berth, and to new heights in terms of consistent success for the franchise. Lewis had the team in postseason for the fourth straight year, extending the club-record of three set in 2013 — and the team established a new club mark with a third straight season of double-digit wins. The season ended when an injury-depleted team lost 26-10 at Indianapolis in a Wild Card playoff game, but the Bengals stood as one of only four NFL teams to have made the playoffs four straight years. Lewis' club record for head coaching victories was

extended to 100 in the season's final win, a Monday night playoff clincher in Week 16 vs. Denver. The Bengals tied a franchise record with four regular-season games in prime time on national TV. WR A.J. Green was voted to a fourth straight Pro Bowl, joining WR Isaac Curtis as the only Bengals selected in each of their first four seasons, and CB Adam Jones became the first Bengal to win an NFL kickoff return title, averaging a franchise-record 31.3 yards. In the year's biggest off-field story, DT Devon Still touched hearts across the nation with his openness regarding his daughter Leah being diagnosed with cancer. The Bengals worked to have sales of Still's No. 75 jersey benefit pediatric cancer research, and nearly 15,000 jerseys were sold to buyers near and far. At the Nov. 6 home game vs. Cleveland, Cincinnati Children's Hospital Medical Center was presented with a check for \$1.3 million. During training camp, the team signed QB Andy Dalton to a six-year contract extension, running through 2020. On April 17, the club continued its leading role in development of the Cincinnati downtown riverfront, announcing an agreement with Hamilton County that helped pave the way for General Electric to bring a major office facility to the emerging Banks neighborhood between Paul Brown Stadium and the Reds' Great American Ball Park. Fans at home games in 2014 enjoyed the benefits of the first state-of-the-art WiFi system throughout PBS.

2015

The Bengals extended their franchise record for consecutive playoff seasons to five and stood as one of only four NFL teams to qualify those five consecutive years. But it was one of the more bittersweet seasons in club history. The team got off to an 8-0 start, setting a franchise record for most consecutive wins within a season and tying the mark for most wins regardless of seasons. The 12-4 finish tied Cincinnati records for most wins in a season and best winning percentage in a 16-game season. QB Andy Dalton was a huge key to it all, winning the AFC passing title with a Bengals-record 106.3 rating. But Dalton suffered a thumb injury in Game 13 vs. Pittsburgh and missed the remainder of the campaign, including a dramatic 18-16 loss to Pittsburgh in the first round of the playoffs. Backup QB AJ McCarron, who went 2-1 as a starter in the last three regular season games, rallied the Bengals in the playoff game from a 15-0 deficit after three quarters to a 16-15 lead with 1:50 to play. But the Steelers came back for a winning FG after recovering a fumble by Bengals HB Jeremy Hill deep in Pittsburgh territory. The Bengals' 2015 accomplishments also included a No. 2 NFL finish in scoring defense (17.4), the highest in club history. The club's most singular game accomplishment came Oct. 11 vs. Seattle, when the Bengals overcame a 17-point fourth-quarter deficit (24-7) to win 27-24 in overtime. The last time any NFL team had won a regular season or postseason game after trailing by 17 in the fourth quarter had been Week 15 of 2010, and Cincinnati's win ended a streak of 427 consecutive games in which teams trailing by 17-plus in the fourth quarter had lost. By the end of the postseason, the game stood as the only win for such a trailing team in the previous 536 instances.

2016

For the first time in six seasons, the Bengals missed the playoffs, and their 6-9-1 record came with plenty of reason to think what else might have been. Cincinnati's last five losses came by a total of 16 points, and a general lack of production in the fourth quarter was highlighted by the team suffering from crucial missed place kicks as no Bengals team had suffered in recent years. Injuries also were a worse-than-usual factor, but head coach Marvin Lewis said simply, "Your record is what you earn. We have to do a better job in so many ways (in 2017)." The most notable injury was a hamstring strain that cost WR A.J. Green all but two snaps of the last seven games. Through nine games, Green's totals of 66 receptions and 964 yards had him on pace to set club season records in both categories by wide margins. DE Carlos Dunlap had a remarkable 15 passes defensed, leading the team by five in becoming the first DL to lead the team in the category, and Dunlap led all NFL defensive linemen by seven. DE Geno Atkins led all NFL interior linemen in sacks (nine), claiming at least a piece of that crown for the fourth time in his seven seasons. Green, Dunlap and Atkins were among five Bengals in the Pro Bowl, joined also by QB Andy Dalton and OT Andrew Whitworth. The Bengals took part for the first time in the NFL's International Series, playing Washington to a 27-all tie on Oct. 30 at London's Wembley Stadium. The Bengals officially were named the home team in the game, as the team played only seven games at Paul Brown Stadium, but it was the first regular-season game in franchise history played at a neutral site. The tie against Washington was notable because it was Cincinnati's third tie in nine seasons (2008-16). Only eight other NFL teams played even one tie in that span, with the remaining 23 playing none. A notable statistic for the season was rookie WR Alex Erickson, a college free agent signee from

Wisconsin, leading the AFC with a 27.9-yard kickoff return average, second-highest in team history.

2017

The Bengals in 2017 celebrated their 50th season by creating a commemorative 50th logo for team uniforms and apparel, introducing special signage throughout the stadium and the city, and honoring Bengals legends at halftime of each home game. On the field, the Bengals finished the season in third place of the AFC North Division at 7-9 and missed the playoffs for the second consecutive year. The offense failed to score a TD in the team's first two games, which included a 20-0 shutout at home in the opener vs. Baltimore and 13-9 loss to Houston on national TV on Thursday Night Football. Offensive coordinator Ken Zampese was fired on Sept. 15, and QBs coach Bill Lazor was named as his replacement. Despite the adjustment, the Bengals ended the season ranked last in the NFL in total offense, averaging just 280.5 yards per game. The team allowed 40 sacks and produced just a 3.6-yard average per rush. The Bengals' defense was on the field for 184 more plays than the offense (1146 to 962), the equivalent of nearly three extra games of action. That perhaps contributed to additional injuries to defensive players, as the Bengals relied heavily upon backups as the season progressed. The defense, which ranked No. 2 in the NFL through Week 6, fell to No. 18 by the end of the season. After a 33-7 loss vs. Chicago in Week 14 and a 34-7 loss at Minnesota in Week 15 dropped their record to 5-9, the Bengals rebounded to win their final two games of the season and knock both of their opponents — Detroit and Baltimore — out of playoff contention. The Bengals' win in the season finale came in dramatic fashion, as the team stunned the Ravens at Baltimore with a knockout TD in the final minute to eliminate the Ravens from the playoffs. QB Andy Dalton hit WR Tyler Boyd for a 49-yard score on fourth down with 44 seconds left to give the Bengals the win. The win helped elevate Buffalo to the playoffs for the first time since 1999, and Bills fans showed their appreciation of Dalton's last-minute heroics by donating heavily to his charity. Bills backers made a large number of \$17 contributions (\$1 for each of the 17 consecutive non-playoff seasons for the Bills), and in the end, more than \$450,000 in donations were made to the Andy and Jordan Dalton Foundation. LB Carl Lawson led all NFL rookies in sacks (8.5) in 2017, and DT Geno Atkins led all NFL interior linemen in sacks (nine). Bengals co-founder Pete Brown, 74, died on Dec. 12. Brown, who was senior vice president of player personnel, had worked in the mid-1960s with his father, Paul, and brother, Mike, to bring pro football to Cincinnati. Two days after the season ended, Bengals head coach Marvin Lewis signed a two-year extension through 2019. Offensive line coach Paul Alexander, the second-longest tenured assistant in Bengals history at 24 seasons, departed for the Dallas Cowboys after his contract was not renewed by Cincinnati.

2018

The Bengals raced to a 4-1 start and stood 5-3 at the mid-way point of the season, but a 1-7 finish left them with a 6-10 final record and last-place finish in the AFC North. The season was marred by a wave of injuries that crippled the team. Of the 53 players on the roster for the regular-season opener at Indianapolis, 22 missed at least two games due to injury. Fourteen of those 22 players ended the season on Reserve/Injured, including starters QB Andy Dalton, WR A.J. Green, WR Tyler Boyd and TE Tyler Eifert, as well as other major contributors, including DE Carl Lawson and TE Tyler Kroft. Cincinnati's defense struggled from the outset, and through nine games was allowing a league-worst 454.6 net yards per game, which at the time was on pace to set an NFL record for yards allowed in a season. The Bengals fired first-year defensive coordinator Teryl Austin on Nov. 12, the day after a 51-14 home loss to New Orleans, and head coach Marvin Lewis assumed defensive coordinator duties for the season's final seven games. The Bengals' defense showed improvement under Lewis, but still finished last in the NFL at 413.6 net yards allowed per game. Second-year HB Joe Mixon rushed for 1168 yards and became the first Bengal ever to lead the AFC in rushing in a season (though RB Paul Robinson led the AFL in rushing in 1968). Boyd enjoyed a breakout season, and his 1028 receiving yards made him the first Bengal other than Green to hit the century mark in 10 seasons (Chad Johnson, 2009). On Oct. 7 vs. Miami, Green's 112 receiving yards gave him his 32nd 100-yard game, passing WR Chad Johnson (31) for most in team history. Rookie S Jessie Bates III totaled a team-best 111 tackles on defense, making him only the sixth Bengals rookie ever to lead the team in tackles. On Dec. 31, the day after the season finale, the Bengals and head coach Marvin Lewis mutually decided to part ways after 16 seasons. Lewis ended his career with a 131-122-3 regular season record (131-129-3 including postseason). His total of 131 career victories is the most in team history and at the time ranked tied for 24th in NFL history.

2019

On Feb. 4, the Bengals hired L.A. Rams quarterbacks coach Zac Taylor as the Cincinnati's 10th head coach. His first season was marked by injuries to key players and early-season team struggles which led to a franchise-worst 0-11 start. The Bengals finished the year at 2-14, which through 2020 matched the worst record in team history (the 2002 club also finished 2-14). Cincinnati's hopes for success took three significant hits before the end of the first preseason game. Rookie OT Jonah Williams, the Bengals' first-round pick who had been slated to start at LOT, was lost for the season in June OTAs due to a shoulder injury (he returned to practice late in the year, but did not see game action). Then on July 27, in the team's first training camp practice, which was held at Welcome Stadium in Dayton as part of the NFL's 100th season celebration, perennial All-Pro WR A.J. Green went down with an ankle injury that ended up costing him the entire season. Making matters worse, OT Cordy Glenn, who was to replace Williams at LOT, suffered a concussion in the preseason opener at Kansas City and did not return to game action until late November. After the team had progressed to an 0-8 start, Taylor announced during the team's bye week that he would be benching longtime starting QB Andy Dalton in favor of rookie Ryan Finley. The experiment turned out to be short-lived, as Cincinnati's offense managed just 33 points over the next three games (all losses). Dalton returned to the starting role on Dec. 1 vs. the N.Y. Jets and led the Bengals to their first win of the season. During that game, Dalton passed Ken Anderson for most career completions and TD passes in team history (Anderson had 2654 completions and 197 TD passes). Cincinnati secured the No. 1 overall pick in the 2020 NFL Draft with a Dec. 22 loss at Miami, but the game will perhaps be remembered most for the Bengals' dramatic 23-point fourth-quarter comeback that featured 16 points in the final 29 seconds to force OT. The game also included a 57-yard FG from K Randy Bullock, the longest in team history. Cincinnati wrapped up its season with a convincing 33-23 win over Cleveland at Paul Brown Stadium. After that contest, fans lined the stands surrounding the Bengals' tunnel and chanted Dalton's name as he exited the field from what was believed to be his final game with the team.

2020

On March 13, the Bengals joined most other NFL teams by announcing that their facility would close the following week due to the COVID-19 pandemic and that employees would be working remotely. As the pandemic continued to spread throughout the country and states began widespread shutdowns of businesses deemed "non-essential," the NFL soon mandated that all teams' facilities — no matter their location — remain closed until further notice. As a result, the entire NFL offseason program — everything between voluntary workouts in April and mandatory minicamp in June — was conducted online, as sports leagues in the U.S. remained shut down until mid-summer. The 2020 NFL Draft was held virtually, and the Bengals selected Louisiana State QB and Athens, Ohio-native Joe Burrow with the No. 1 overall pick in the NFL's first-ever virtual draft. A few days later, the Bengals released Andy Dalton, the team's starting QB the previous nine seasons (2011-19), signaling the official shift to Burrow, who arrived with much fan anticipation after having arguably the greatest season ever by a college QB (he set numerous SEC and NCAA records, won the

Heisman Trophy by the largest margin in its 85-year history and led LSU to an undefeated season and national championship). The Bengals welcomed a limited number of employees back into the office on May 20, after a more than two-month closure of the facility. Numerous precautions were put into place and maintained for the rest of the year, such as the mandatory wearing of facemasks and the social distancing of workspaces. The NFL and NFLPA reached an agreement late in July regarding COVID-19 protocols for the season, and players began reporting to team facilities for pre-training camp physicals the last week of July. Full training camp practices didn't begin until mid-August, and the NFL and NFLPA eventually agreed to cancel all preseason games as a precaution. The league and the union also agreed to test for COVID-19 among players, coaches and select football staff each day at team facilities. Additionally, everyone in the testing protocol was required to wear an electronic tracker at all times while at team facilities, which would trace and identify all persons in close contact with any individual who tested positive. Some NFL states/cities permitted a limited number of fans to attend games, while others did not allow fans at all. The Bengals opened their season at home against the L.A. Chargers in the first and only NFL game ever held in Cincinnati without fans. The team did so to comply with an order from the State of Ohio to limit mass gatherings, however that order was later loosened, and the Bengals hosted between 6000 and 11,000 fans at their seven remaining home games. The Bengals struggled to a 4-11-1 record in 2020, though Burrow was among the team's bright spots as he got off to one of the most productive statistical starts to a career by a QB in league history. He had been on pace to smash several team and NFL rookie records, but in Game 10, Nov. 22 at Washington he suffered a torn ACL when an offensive lineman fell onto his left knee after a pass attempt. Cincinnati, which at the time had shown signs of a turnaround and was entering a stretch of games against several sub-.500 teams, turned to backup Brandon Allen and finished 2-4 over the final six contests. One of those two late wins, though, was considered among the biggest upsets of the season in the NFL, as third-string QB Ryan Finley filled in for the injured Allen on Monday Night Football and led a double-digit underdog Cincinnati to a 27-17 win over 11-2 Pittsburgh (the win snapped the Bengals' 11-game losing streak against the Steelers). The Bengals parted ways with a longtime veteran when it traded DE Carlos Dunlap to Seattle on Oct. 28. Dunlap had 82.5 career sacks at the time of the trade, just one shy of tying Eddie Edwards' team record of 83.5. As the NFL season moved forward, many NFL teams faced COVID-19 positive tests, outbreaks and policy violations. Cincinnati, however, was among the few which emerged from the 2020 season relatively unscathed. The Bengals went without a single positive test from a player or coach through the first eight weeks of the regular season, and in total only nine players (including four on the practice squad or reserve lists) spent time on the team's Reserve/COVID-19 list at any point due to either a positive test or being deemed a close contact (missing only 15 combined games). Additionally, six Bengals assistant coaches missed a total of nine combined games. Most sports leagues on every level struggled with game cancellations due to the pandemic. In the NFL, numerous contests were postponed to Mondays, Tuesdays or even Wednesdays, while multiple teams lost their bye or were forced to re-arrange their schedule, but NFL guidelines proved effective as all 269 scheduled games (regular season and playoffs) ultimately were played. The Bengals were among the most fortunate teams, as all 16 of their regular-season games were played at their originally scheduled dates and times.

ALL-TIME RESULTS

REGULAR SEASON AND POSTSEASON

All-time regular-season record: 363-452-5 (222-185-2 home, 141-266-2 road, 0-1-1 neutral)

All-time postseason record: 5-14 (5-5 home, 0-7 road, 0-2 neutral)

(All games listed are Sunday afternoon games unless noted otherwise. Opponents are capitalized for games in which the Bengals were the home team, including those games played at neutral sites. The two regular-season, neutral-site games were played in London, England in 2016 and '19.)

1968

3-11-0 (2-5 HOME, 1-6 ROAD) 5TH IN AFL WEST

HEAD COACH: PAUL BROWN

DATE	OPPONENT	W-L	SCORE	ATT.	STADIUM/NOTES
Sept. 6	at San Diego Chargers.....	L	13-29	33,687	San Diego Stadium/Friday night
Sept. 15	DENVER BRONCOS.....	W	24-10	25,049	Nippert Stadium
Sept. 22	BUFFALO BILLS.....	W	34-23	24,045	Nippert Stadium
Sept. 29	SAN DIEGO CHARGERS.....	L	10-31	28,642	Nippert Stadium
Oct. 6	at Denver Broncos.....	L	7-10	41,257	Bears Stadium
Oct. 13	at Kansas City Chiefs.....	L	3-13	47,096	Municipal Stadium
Oct. 20	MIAMI DOLPHINS.....	L	22-24	25,942	Nippert Stadium
Oct. 27	at Oakland Raiders.....	L	10-31	37,083	Oakland Coliseum
Nov. 3	HOUSTON OILERS.....	L	17-27	24,012	Nippert Stadium
Nov. 10	KANSAS CITY CHIEFS.....	L	9-16	25,537	Nippert Stadium
Nov. 17	at Miami Dolphins.....	W	38-21	31,747	Orange Bowl
Nov. 24	OAKLAND RAIDERS.....	L	0-34	27,116	Nippert Stadium
Dec. 1	at Boston Patriots.....	L	14-33	17,796	Fenway Park
Dec. 8	at N.Y. Jets.....	L	14-27	61,111	Shea Stadium
Dec. 15	— BYE —				

REGULAR-SEASON TOTALS 3-11-0 215-329 — Regular-season home att.: 180,343

1969

4-9-1 (4-3 HOME, 0-6-1 ROAD) 5TH IN AFL WEST

HEAD COACH: PAUL BROWN

DATE	OPPONENT	W-L	SCORE	ATT.	STADIUM/NOTES
Sept. 14	MIAMI DOLPHINS.....	W	27-21	25,335	Nippert Stadium
Sept. 21	SAN DIEGO CHARGERS.....	W	34-20	26,243	Nippert Stadium
Sept. 28	KANSAS CITY CHIEFS.....	W	24-19	27,812	Nippert Stadium
Oct. 4	at San Diego Chargers.....	L	14-21	52,748	San Diego Stadium/Saturday night
Oct. 12	N.Y. JETS.....	L	7-21	27,927	Nippert Stadium
Oct. 19	DENVER BRONCOS.....	L	23-30	27,920	Nippert Stadium
Oct. 26	at Kansas City Chiefs.....	L	22-42	50,934	Municipal Stadium
Nov. 2	OAKLAND RAIDERS.....	W	31-17	27,927	Nippert Stadium
Nov. 9	at Houston Oilers.....	T	31-31	45,298	Astrodome
Nov. 16	BOSTON PATRIOTS.....	L	14-25	25,913	Nippert Stadium
Nov. 23	at N.Y. Jets.....	L	7-40	62,128	Shea Stadium
Nov. 30	at Buffalo Bills.....	L	13-16	35,122	War Memorial Stadium
Dec. 7	at Oakland Raiders.....	L	17-37	54,427	Oakland Coliseum
Dec. 14	at Denver Broncos.....	L	16-27	42,198	Mile High Stadium

REGULAR-SEASON TOTALS 4-9-1 280-367 — Regular-season home att.: 189,077

1970

8-6-0 (5-2 HOME, 3-4 ROAD) 1ST IN AFC CENTRAL

HEAD COACH: PAUL BROWN

DATE	OPPONENT	W-L	SCORE	ATT.	STADIUM/NOTES
Sept. 20	OAKLAND RAIDERS.....	W	31-21	56,616	Riverfront Stadium
Sept. 27	at Detroit Lions.....	L	3-38	58,202	Tiger Stadium
Oct. 4	HOUSTON OILERS.....	L	13-20	55,094	Riverfront Stadium
Oct. 11	at Cleveland Browns.....	L	27-30	83,520	Cleveland Stadium
Oct. 18	KANSAS CITY CHIEFS.....	L	19-27	57,265	Riverfront Stadium
Oct. 25	at Washington Redskins.....	L	0-20	50,415	RFK Stadium
Nov. 2	at Pittsburgh Steelers.....	L	10-21	38,968	Three Rivers Stadium/Monday night
Nov. 8	at Buffalo Bills.....	W	43-14	43,587	War Memorial Stadium
Nov. 15	CLEVELAND BROWNS.....	W	14-10	60,007	Riverfront Stadium
Nov. 22	PITTSBURGH STEELERS.....	W	34-7	59,276	Riverfront Stadium
Nov. 29	NEW ORLEANS SAINTS.....	W	26-6	59,342	Riverfront Stadium
Dec. 6	at San Diego Chargers.....	W	17-14	41,461	San Diego Stadium
Dec. 13	at Houston Oilers.....	W	30-20	34,435	Astrodome
Dec. 20	BOSTON PATRIOTS.....	W	45-7	60,157	Riverfront Stadium

REGULAR-SEASON TOTALS 8-6-0 312-255 — Regular-season home att.: 407,757

AFC DIVISIONAL PLAYOFF

Dec. 26 at Baltimore Colts.....L 0-17 51,127 Memorial/Saturday afternoon

1971

4-10-0 (3-4 HOME, 1-6 ROAD) 4TH IN AFC CENTRAL

HEAD COACH: PAUL BROWN

DATE	OPPONENT	W-L	SCORE	ATT.	STADIUM/NOTES
Sept. 19	PHILADELPHIA EAGLES.....	W	37-14	55,880	Riverfront Stadium
Sept. 26	at Pittsburgh Steelers.....	L	10-21	48,448	Three Rivers Stadium
Oct. 3	at Green Bay Packers.....	L	17-20	56,263	Lambeau Field
Oct. 10	MIAMI DOLPHINS.....	L	13-23	60,099	Riverfront Stadium
Oct. 17	CLEVELAND BROWNS.....	L	24-27	60,284	Riverfront Stadium
Oct. 24	at Oakland Raiders.....	L	27-31	54,699	Oakland Coliseum
Oct. 31	at Houston Oilers.....	L	6-10	37,947	Astrodome
Nov. 7	ATLANTA FALCONS.....	L	6-9	59,604	Riverfront Stadium
Nov. 14	at Denver Broncos.....	W	24-10	51,200	Mile High Stadium
Nov. 21	HOUSTON OILERS.....	W	28-13	59,390	Riverfront Stadium
Nov. 28	SAN DIEGO CHARGERS.....	W	31-0	59,580	Riverfront Stadium
Dec. 5	at Cleveland Browns.....	L	27-31	82,705	Cleveland Stadium
Dec. 12	PITTSBURGH STEELERS.....	L	13-21	60,022	Riverfront Stadium
Dec. 19	at N.Y. Jets.....	L	21-35	63,151	Shea Stadium

REGULAR-SEASON TOTALS 4-10-0 284-265 — Regular-season home att.: 414,859

1972

8-6-0 (4-3 HOME, 4-3 ROAD) 3RD IN AFC CENTRAL

HEAD COACH: PAUL BROWN

DATE	OPPONENT	W-L	SCORE	ATT.	STADIUM/NOTES
Sept. 17	at New England Patriots.....	W	31-7	60,999	Schaefer Stadium
Sept. 24	PITTSBURGH STEELERS.....	W	15-10	54,292	Riverfront Stadium
Oct. 1	at Cleveland Browns.....	L	6-27	81,564	Cleveland Stadium
Oct. 8	DENVER BRONCOS.....	W	21-10	55,812	Riverfront Stadium
Oct. 15	at Kansas City Chiefs.....	W	23-16	79,068	Arrowhead Stadium
Oct. 22	at L.A. Rams.....	L	12-15	73,385	Los Angeles Coliseum
Oct. 29	HOUSTON OILERS.....	W	30-7	59,409	Riverfront Stadium
Nov. 5	at Pittsburgh Steelers.....	L	17-40	50,350	Three Rivers Stadium
Nov. 12	OAKLAND RAIDERS.....	L	14-20	59,485	Riverfront Stadium
Nov. 19	BALTIMORE COLTS.....	L	19-20	49,512	Riverfront Stadium
Nov. 26	at Chicago Bears.....	W	13-3	55,701	Soldier Field
Dec. 3	N.Y. GIANTS.....	W	13-10	59,523	Riverfront Stadium
Dec. 9	CLEVELAND BROWNS.....	L	24-27	59,524	Riverfront Stadium/Saturday afternoon
Dec. 17	at Houston Oilers.....	W	61-17	32,482	Astrodome

REGULAR-SEASON TOTALS 8-6-0 299-229 — Regular-season home att.: 397,557

1973

10-4-0 (7-0 HOME, 3-4 ROAD) 1ST IN AFC CENTRAL

HEAD COACH: PAUL BROWN

DATE	OPPONENT	W-L	SCORE	ATT.	STADIUM/NOTES
Sept. 16	at Denver Broncos.....	L	10-28	49,059	Mile High Stadium
Sept. 23	HOUSTON OILERS.....	W	24-10	51,823	Riverfront Stadium
Sept. 30	at San Diego Chargers.....	W	20-13	46,733	San Diego Stadium
Oct. 7	at Cleveland Browns.....	L	10-17	70,805	Cleveland Stadium
Oct. 14	PITTSBURGH STEELERS.....	W	19-7	55,819	Riverfront Stadium
Oct. 21	KANSAS CITY CHIEFS.....	W	14-6	56,397	Riverfront Stadium
Oct. 28	at Pittsburgh Steelers.....	L	13-20	45,761	Three Rivers Stadium
Nov. 4	at Dallas Cowboys.....	L	10-38	54,944	Texas Stadium
Nov. 11	at Buffalo Bills.....	W	16-13	76,927	Rich Stadium
Nov. 18	N.Y. JETS.....	W	20-14	55,745	Riverfront Stadium
Nov. 25	ST. LOUIS CARDINALS.....	W	42-24	50,918	Riverfront Stadium
Dec. 2	MINNESOTA VIKINGS.....	W	27-0	57,859	Riverfront Stadium
Dec. 9	CLEVELAND BROWNS.....	W	34-17	58,266	Riverfront Stadium
Dec. 16	at Houston Oilers.....	W	27-24	21,955	Astrodome

REGULAR-SEASON TOTALS 10-4-0 286-231 — Regular-season home att.: 386,827

AFC DIVISIONAL PLAYOFF

Dec. 23 at Miami Dolphins.....L 16-34 74,651 Orange Bowl

1974

7-7-0 (4-3 HOME, 3-4 ROAD) 3RD IN AFC CENTRAL

HEAD COACH: PAUL BROWN

DATE	OPPONENT	W-L	SCORE	ATT.	STADIUM/NOTES
Sept. 15	CLEVELAND BROWNS.....	W	33-7	53,113	Riverfront Stadium
Sept. 22	SAN DIEGO CHARGERS.....	L	17-20	51,178	Riverfront Stadium
Sept. 29	at San Francisco 49ers.....	W	21-3	49,895	Candlestick Park
Oct. 6	WASHINGTON REDSKINS.....	W	28-17	56,175	Riverfront Stadium
Oct. 13	at Cleveland Browns.....	W	34-24	70,897	Cleveland Stadium
Oct. 20	at Oakland Raiders.....	L	27-30	51,821	Oakland Coliseum
Oct. 27	HOUSTON OILERS.....	L	21-34	55,434	Riverfront Stadium
Nov. 3	at Baltimore Colts.....	W	24-14	36,110	Memorial Stadium
Nov. 10	PITTSBURGH STEELERS.....	W	17-10	57,532	Riverfront Stadium
Nov. 17	at Houston Oilers.....	L	3-20	44,054	Astrodome
Nov. 24	KANSAS CITY CHIEFS.....	W	33-6	49,777	Riverfront Stadium
Dec. 2	at Miami Dolphins.....	L	3-24	71,962	Orange Bowl/Monday night
Dec. 8	DETROIT LIONS.....	L	19-23	45,159	Riverfront Stadium
Dec. 14	at Pittsburgh Steelers.....	L	3-27	42,878	Three Rivers Stadium/Saturday afternoon

REGULAR-SEASON TOTALS 7-7-0 283-259 — Regular-season home att.: 368,368

1975

11-3-0 (6-1 HOME, 5-2 ROAD) 2ND IN AFC CENTRAL (WILD CARD QUALIFIER)

HEAD COACH: PAUL BROWN

DATE	OPPONENT	W-L	SCORE	ATT.	STADIUM/NOTES
Sept. 21	CLEVELAND BROWNS.....	W	24-17	52,874	Riverfront Stadium
Sept. 28	at New Orleans Saints.....	W	21-0	52,531	Louisiana Superdome
Oct. 5	at Houston Oilers.....	W	21-19	45,321	Astrodome
Oct. 12	NEW ENGLAND PATRIOTS.....	W	27-10	51,220	Riverfront Stadium
Oct. 19	OAKLAND RAIDERS.....	W	14-10	48,122	Riverfront Stadium
Oct. 26	at Atlanta Falcons.....	W	21-14	45,811	Atlanta-Fulton County Stadium
Nov. 2	PITTSBURGH STEELERS.....	L	24-30	58,418	Riverfront Stadium
Nov. 9	at Denver Broncos.....	W	17-16	49,919	Mile High Stadium
Nov. 17	BUFFALO BILLS.....	W	33-24	56,666	Riverfront Stadium/Monday night
Nov. 23	at Cleveland Browns.....	L	23-35	56,427	Cleveland Stadium
Nov. 30	HOUSTON OILERS.....	W	23-19	46,128	Riverfront Stadium
Dec. 7	at Philadelphia Eagles.....	W	31-0	56,984	Veterans Stadium
Dec. 13	at Pittsburgh Steelers.....	L	14-35	48,889	Three Rivers Stadium/Saturday afternoon
Dec. 21	SAN DIEGO CHARGERS.....	W	47-17	46,474	Riverfront Stadium

REGULAR-SEASON TOTALS 11-3-0 340-246 — Regular-season home att.: 359,902

AFC DIVISIONAL PLAYOFF

Dec. 28 at Oakland Raiders.....L 28-31 53,030 Oakland Coliseum

1976

10-4-0 (6-1 HOME, 4-3 ROAD)

2ND IN AFC CENTRAL

HEAD COACH: BILL JOHNSON

DATE	OPPOSITION	W-L	SCORE	ATT.	STADIUM/NOTES
Sept. 12	DENVER BRONCOS.....	W	17-7	53,464	Riverfront Stadium
Sept. 19	at Baltimore Colts.....	L	27-28	50,374	Memorial Stadium
Sept. 26	GREEN BAY PACKERS.....	W	28-7	44,103	Riverfront Stadium
Oct. 3	at Cleveland Browns.....	W	45-24	75,817	Cleveland Stadium
Oct. 10	TAMPA BAY BUCCANEERS.....	W	21-0	49,700	Riverfront Stadium
Oct. 17	at Pittsburgh Steelers.....	L	6-23	48,311	Three Rivers Stadium
Oct. 24	at Houston Oilers.....	W	27-7	45,499	Astrodome
Oct. 31	CLEVELAND BROWNS.....	W	21-6	54,776	Riverfront Stadium
Nov. 8	L.A. RAMS.....	W	20-12	52,480	Riverfront Stadium/Monday night
Nov. 14	HOUSTON OILERS.....	W	31-27	53,243	Riverfront Stadium
Nov. 21	at Kansas City Chiefs.....	W	27-24	46,259	Arrowhead Stadium
Nov. 28	PITTSBURGH STEELERS.....	L	3-7	55,142	Riverfront Stadium
Dec. 6	at Oakland Raiders.....	L	20-35	52,430	Oakland Coliseum/Monday night
Dec. 12	at N.Y. Jets.....	W	42-3	31,067	Shea Stadium
REGULAR-SEASON TOTALS		10-4-0	335-210	—	Regular-season home att.: 362,908

1977

8-6-0 (5-2 HOME, 3-4 ROAD)

2ND IN AFC CENTRAL

HEAD COACH: BILL JOHNSON

DATE	OPPONENT	W-L	SCORE	ATT.	STADIUM/NOTES
Sept. 18	CLEVELAND BROWNS.....	L	3-13	52,847	Riverfront Stadium
Sept. 25	SEATTLE SEAHAWKS.....	W	42-20	45,579	Riverfront Stadium
Oct. 2	at San Diego Chargers.....	L	3-24	40,352	San Diego Stadium
Oct. 9	at Green Bay Packers.....	W	17-7	53,653	Milwaukee County Stadium
Oct. 17	at Pittsburgh Steelers.....	L	14-20	47,950	Three Rivers Stadium/Monday night
Oct. 23	DENVER BRONCOS.....	L	13-24	54,395	Riverfront Stadium
Oct. 30	HOUSTON OILERS.....	W	*13-10	53,194	Riverfront Stadium*/OT
Nov. 6	at Cleveland Browns.....	W	10-7	81,932	Cleveland Stadium
Nov. 13	at Minnesota Vikings.....	L	10-42	45,371	Metropolitan Stadium
Nov. 20	MIAMI DOLPHINS.....	W	23-17	46,733	Riverfront Stadium
Nov. 27	N.Y. GIANTS.....	W	30-13	32,705	Riverfront Stadium
Dec. 4	at Kansas City Chiefs.....	W	27-7	38,488	Arrowhead Stadium
Dec. 10	PITTSBURGH STEELERS.....	W	17-10	36,133	Riverfront Stadium/Saturday afternoon
Dec. 18	at Houston Oilers.....	L	16-21	46,212	Astrodome
REGULAR-SEASON TOTALS		8-6-0	238-235	—	Regular-season home att.: 321,586

1978					
4-12-0 (3-5 HOME, 1-7 ROAD)			4TH IN AFC CENTRAL		
HEAD COACHES: BILL JOHNSON (0-5), HOMER RICE (4-7)					
DATE	OPPONENT	W-L	SCORE	ATT.	STADIUM/NOTES
Sept. 3	KANSAS CITY CHIEFS	L	23-24	41,810	Riverfront Stadium
Sept. 10	at Cleveland Browns	L	*10-13	72,691	Cleveland Stadium/*OT
Sept. 17	PITTSBURGH STEELERS	L	3-28	50,260	Riverfront Stadium
Sept. 24	NEW ORLEANS SAINTS	L	18-20	40,455	Riverfront Stadium
Oct. 1	at San Francisco 49ers	L	12-28	41,107	Candlestick Park
Oct. 9	at Miami Dolphins	L	0-21	54,729	Orange Bowl/Monday night
Oct. 15	NEW ENGLAND PATRIOTS	L	3-10	48,699	Riverfront Stadium
Oct. 22	at Buffalo Bills	L	0-5	47,754	Rich Stadium
Oct. 29	HOUSTON OILERS	W	28-13	50,532	Riverfront Stadium
Nov. 5	at San Diego Chargers	L	13-22	43,639	San Diego Stadium
Nov. 13	OAKLAND RAIDERS	L	21-34	51,374	Riverfront Stadium/Monday night
Nov. 19	at Pittsburgh Steelers	L	6-7	47,578	Three Rivers Stadium
Nov. 26	at Houston Oilers	L	10-17	43,245	Astrodome
Dec. 3	ATLANTA FALCONS	W	37-7	25,336	Riverfront Stadium
Dec. 11	at L.A. Rams	W	20-19	47,471	Los Angeles Coliseum/Monday night
Dec. 17	CLEVELAND BROWNS	W	48-16	46,985	Riverfront Stadium
REGULAR-SEASON TOTALS		4-12-0	252-284	—	Regular-season home att.: 355,451

1979					
4-12-0 (4-4 HOME, 0-8 ROAD)			4TH IN AFC CENTRAL		
HEAD COACH: HOMER RICE					
DATE	OPPONENT	W-L	SCORE	ATT.	STADIUM/NOTES
Sept. 2	at Denver Broncos	L	0-10	74,788	Mile High Stadium
Sept. 9	at Buffalo Bills	L	24-51	43,504	Rich Stadium
Sept. 16	NEW ENGLAND PATRIOTS	L	14-20	41,805	Riverfront Stadium
Sept. 23	HOUSTON OILERS	L	*27-30	45,615	Riverfront Stadium*/OT
Sept. 30	at Dallas Cowboys	L	13-38	63,179	Texas Stadium
Oct. 7	KANSAS CITY CHIEFS	L	7-10	40,041	Riverfront Stadium
Oct. 14	PITTSBURGH STEELERS	W	34-10	52,381	Riverfront Stadium
Oct. 21	at Cleveland Browns	L	27-28	75,119	Cleveland Stadium
Oct. 28	PHILADELPHIA EAGLES	W	37-13	42,036	Riverfront Stadium
Nov. 4	at Baltimore Colts	L	28-38	37,740	Memorial Stadium
Nov. 11	SAN DIEGO CHARGERS	L	24-26	40,782	Riverfront Stadium
Nov. 18	at Houston Oilers	L	21-42	49,829	Astrodome
Nov. 25	ST. LOUIS CARDINALS	W	34-28	25,103	Riverfront Stadium
Dec. 2	at Pittsburgh Steelers	L	17-37	46,521	Three Rivers Stadium
Dec. 9	at Washington Redskins	L	14-28	52,882	RFK Stadium
Dec. 16	CLEVELAND BROWNS	W	16-12	42,183	Riverfront Stadium
REGULAR-SEASON TOTALS		4-12-0	337-421	—	Regular-season home att.: 329,946

1980

6-10-0 (3-5 HOME, 3-5 ROAD)

4TH IN AFC CENTRAL

HEAD COACH: FORREST GREGG

DATE	OPPONENT	W-L	SCORE	ATT.	STADIUM/NOTES
Sept. 7	TAMPA BAY BUCCANEERS	L	12-17	43,211	Riverfront Stadium
Sept. 14	at Miami Dolphins	L	16-17	38,322	Orange Bowl
Sept. 21	PITTSBURGH STEELERS	W	30-28	52,490	Riverfront Stadium
Sept. 28	HOUSTON OILERS	L	10-13	50,413	Riverfront Stadium
Oct. 5	at Green Bay Packers	L	9-14	55,006	Lambeau Field
Oct. 12	at Pittsburgh Steelers	W	17-16	53,668	Three Rivers Stadium
Oct. 19	MINNESOTA VIKINGS	W	14-0	44,487	Riverfront Stadium
Oct. 26	at Houston Oilers	L	3-23	49,189	Astrodome
Nov. 2	SAN DIEGO CHARGERS	L	14-31	46,406	Riverfront Stadium
Nov. 9	at Oakland Raiders	L	17-28	44,132	Oakland Coliseum
Nov. 16	BUFFALO BILLS	L	0-14	40,836	Riverfront Stadium
Nov. 23	at Cleveland Browns	L	7-31	79,253	Cleveland Stadium
Nov. 30	at Kansas City Chiefs	W	20-6	41,594	Arrowhead Stadium
Dec. 7	BALTIMORE COLTS	W	34-33	35,651	Riverfront Stadium
Dec. 14	at Chicago Bears	W	*17-14	48,808	Soldier Field*/OT
Dec. 21	CLEVELAND BROWNS	L	24-27	50,058	Riverfront Stadium
REGULAR-SEASON TOTALS		6-10-0	244-312	—	Regular-season home att.: 363,552

1981					
12-4-0 (6-2 HOME, 6-2 ROAD)			1ST IN AFC CENTRAL		
HEAD COACH: FORREST GREGG					
DATE	OPPONENT	W-L	SCORE	ATT.	STADIUM/NOTES
Sept. 6	SEATTLE SEAHAWKS	W	27-21	41,177	Riverfront Stadium
Sept. 13	at N.Y. Jets	W	31-30	49,454	Shea Stadium
Sept. 20	CLEVELAND BROWNS	L	17-20	52,170	Riverfront Stadium
Sept. 27	BUFFALO BILLS	W	*27-24	46,418	Riverfront Stadium*/OT
Oct. 4	at Houston Oilers	L	10-17	44,350	Astrodome
Oct. 11	at Baltimore Colts	W	41-19	33,060	Memorial Stadium
Oct. 18	PITTSBURGH STEELERS	W	34-7	57,090	Riverfront Stadium
Oct. 25	at New Orleans Saints	L	7-17	46,336	Louisiana Superdome
Nov. 1	HOUSTON OILERS	W	34-21	54,736	Riverfront Stadium
Nov. 8	at San Diego Chargers	W	40-17	51,259	San Diego Jack Murphy Stadium
Nov. 15	L.A. RAMS	W	24-10	56,836	Riverfront Stadium
Nov. 22	DENVER BRONCOS	W	38-21	57,207	Riverfront Stadium
Nov. 29	at Cleveland Browns	W	41-21	75,186	Cleveland Stadium
Dec. 6	SAN FRANCISCO 49ERS	L	3-21	56,796	Riverfront Stadium
Dec. 13	at Pittsburgh Steelers	W	17-10	50,623	Three Rivers Stadium
Dec. 20	at Atlanta Falcons	W	30-28	35,972	Atlanta-Fulton County Stadium
REGULAR-SEASON TOTALS		12-4-0	421-304	—	Regular-season home att.: 422,430

AFC DIVISIONAL PLAYOFF					
Jan. 3	BUFFALO BILLS.....	W	28-21	55,420	Riverfront Stadium
AFC CHAMPIONSHIP					
Jan. 10	SAN DIEGO CHARGERS.....	W	27-7	46,302	Riverfront/"Freezer Bowl" (-59° wind chill)
SUPER BOWL XVI (AT PONTIAC, MICHIGAN)					
Jan. 24	SAN FRANCISCO 49ERS.....	L	21-26	81,270	Pontiac Silverdome

1982

7-2-0 (4-0 HOME, 3-2 ROAD)

3RD IN AFC

(SUPER BOWL TOURNAMENT QUALIFIER)

HEAD COACH: FORREST GREGG

DATE	OPPONENT	W-L	SCORE	ATT.	STADIUM/NOTES
Sept. 12	HOUSTON OILERS.....	W	27-6	52,268	Riverfront Stadium
Sept. 19	at Pittsburgh Steelers.....	L	*20-26	53,973	Three Rivers Stadium*/OT
— PLAYERS' STRIKE BEGINS, SEPT. 20 —					
Sept. 27	at Cleveland Browns.....				Monday night/game canceled due to players' strike
Oct. 3	MIAMI DOLPHINS.....	—	—	—	Game canceled due to players' strike
Oct. 10	at New England Patriots.....	—	—	—	Game canceled due to players' strike
Oct. 17	at N.Y. Giants.....	—	—	—	Game canceled due to players' strike
Oct. 24	DALLAS COWBOYS.....	—	—	—	Game canceled due to players' strike
Oct. 31	PITTSBURGH STEELERS.....	—	—	—	Game canceled due to players' strike
Nov. 7	WASHINGTON REDSKINS.....	—	—	—	Game canceled due to players' strike
Nov. 14	at Houston Oilers.....	—	—	—	Game rescheduled due to players' strike
— PLAYERS' STRIKE ENDS AT 57 DAYS, NOV. 17 —					
Nov. 21	at Philadelphia Eagles.....	W	18-14	65,172	Veterans Stadium
Nov. 28	L.A. RAIDERS.....	W	31-17	53,330	Riverfront Stadium
Dec. 5	at Baltimore Colts.....	W	20-17	23,598	Memorial Stadium
Dec. 12	CLEVELAND BROWNS.....	W	23-10	54,305	Riverfront Stadium
Dec. 20	at San Diego Chargers.....	L	34-50	51,296	S.D. Jack Murphy Stadium/Monday night
Dec. 26	SEATTLE SEAHAWKS.....	W	24-10	55,330	Riverfront Stadium
Jan. 2	at Houston Oilers.....	W	35-27	26,522	Astrodome/rescheduled from Nov. 14
REGULAR-SEASON TOTALS		7-2-0	232-177	—	Regular-season home att.: 215,233
FIRST-ROUND PLAYOFF (SUPER BOWL TOURNAMENT)					
Jan. 9	N.Y. JETS.....	L	17-44	57,560	Riverfront Stadium

1983					
7-9-0 (4-4 HOME, 3-5 ROAD)			3RD IN AFC CENTRAL		
HEAD COACH: FORREST GREGG					
DATE	OPPONENT	W-L	SCORE	ATT.	STADIUM/NOTES
Sept. 4	L.A. RAIDERS	L	10-20	50,956	Riverfront Stadium
Sept. 11	BUFFALO BILLS	L	6-10	46,839	Riverfront Stadium
Sept. 15	at Cleveland Browns	L	7-17	79,700	Cleveland Stadium/Thursday night
Sept. 25	at Tampa Bay Buccaneers	W	23-17	56,023	Tampa Stadium
Oct. 2	BALTIMORE COLTS	L	31-34	48,104	Riverfront Stadium
Oct. 10	PITTSBURGH STEELERS	L	14-24	56,086	Riverfront Stadium/Monday night
Oct. 16	at Denver Broncos	L	17-24	74,305	Mile High Stadium
Oct. 23	CLEVELAND BROWNS	W	28-21	50,047	Riverfront Stadium
Oct. 30	GREEN BAY PACKERS	W	34-14	53,349	Riverfront Stadium
Nov. 6	at Houston Oilers	W	55-14	39,706	Astrodome
Nov. 13	at Kansas City Chiefs	L	15-20	44,711	Arrowhead Stadium
Nov. 20	HOUSTON OILERS	W	38-10	46,375	Riverfront Stadium
Nov. 28	at Miami Dolphins	L	14-38	74,506	Orange Bowl/Monday night
Dec. 4	at Pittsburgh Steelers	W	23-10	55,832	Three Rivers Stadium
Dec. 11	DETROIT LIONS	W	17-9	45,728	Riverfront Stadium
Dec. 17	at Minnesota Vikings	L	14-20	51,565	Metrodome/Saturday afternoon
REGULAR-SEASON TOTALS		7-9-0	346-302	—	Regular-season home att.: 397,484

1984

8-8-0 (5-3 HOME, 3-5 ROAD) 2ND IN AFC CENTRAL

HEAD COACH: SAM WYCHE					
DATE	OPPONENT	W-L	SCORE	ATT.	STADIUM/NOTES
Sept. 2	at Denver Broncos.....	L	17-20	74,178	Mile High Stadium
Sept. 9	KANSAS CITY CHIEFS.....	L	22-27	47,111	Riverfront Stadium
Sept. 16	at N.Y. Jets.....	L	23-43	64,193	Giants Stadium
Sept. 23	L.A. RAMS.....	L	14-24	45,406	Riverfront Stadium
Oct. 1	at Pittsburgh Steelers.....	L	17-38	57,098	Three Rivers Stadium/Monday night
Oct. 7	HOUSTON OILERS.....	W	13-3	43,637	Riverfront Stadium
Oct. 14	at New England Patriots.....	L	14-20	48,154	Sullivan Stadium
Oct. 21	CLEVELAND BROWNS.....	W	12-9	50,667	Riverfront Stadium
Oct. 28	at Houston Oilers.....	W	31-13	34,010	Astrodome
Nov. 4	at San Francisco 49ers.....	L	17-23	58,324	Candlestick Park
Nov. 11	PITTSBURGH STEELERS.....	W	22-20	52,497	Riverfront Stadium
Nov. 18	SEATTLE SEAHAWKS.....	L	6-26	50,280	Riverfront Stadium
Nov. 25	ATLANTA FALCONS.....	W	35-14	44,678	Riverfront Stadium
Dec. 2	at Cleveland Browns.....	W	*20-17	51,774	Cleveland Stadium/*OT
Dec. 9	at New Orleans Saints.....	W	24-21	40,855	Louisiana Superdome
Dec. 16	BUFFALO BILLS.....	W	52-21	55,771	Riverfront Stadium
REGULAR-SEASON TOTALS		8-8-0	339-339	—	Regular-season home att.: 390,047

1985

7-9-0 (5-3 HOME, 2-6 ROAD) 2ND IN AFC CENTRAL

HEAD COACH: SAM WYCHE					
DATE	OPPONENT	W-L	SCORE	ATT.	STADIUM/NOTES
Sept. 8	SEATTLE SEAHAWKS.....	L	24-28	51,625	Riverfront Stadium
Sept. 15	at St. Louis Cardinals.....	L	27-41	46,321	Busch Stadium
Sept. 22	SAN DIEGO CHARGERS.....	L	41-44	52,270	Riverfront Stadium
Sept. 30	at Pittsburgh Steelers.....	W	37-24	59,541	Three Rivers Stadium/Monday night
Oct. 6	N.Y. JETS.....	L	20-29	51,785	Riverfront Stadium
Oct. 13	N.Y. GIANTS.....	W	35-30	53,112	Riverfront Stadium
Oct. 20	at Houston Oilers.....	L	27-44	35,590	Astrodome
Oct. 27	PITTSBURGH STEELERS.....	W	26-21	55,421	Riverfront Stadium
Nov. 3	at Buffalo Bills.....	W	23-17	25,640	Rich Stadium
Nov. 10	CLEVELAND BROWNS.....	W	27-10	57,293	Riverfront Stadium
Nov. 17	at L.A. Raiders.....	L	6-13	52,501	Los Angeles Coliseum
Nov. 24	at Cleveland Browns.....	L	6-24	74,439	Cleveland Stadium
Dec. 1	HOUSTON OILERS.....	W	45-27	46,140	Riverfront Stadium
Dec. 8	DALLAS COWBOYS.....	W	50-24	56,936	Riverfront Stadium
Dec. 15	at Washington Redskins.....	L	24-27	50,544	RFK Stadium
Dec. 22	at New England Patriots.....	L	23-34	57,953	Sullivan Stadium
REGULAR-SEASON TOTALS		7-9-0	441-437	—	Regular-season home att.: 424,582

1986

10-6-0 (6-2 HOME, 4-4 ROAD) 2ND IN AFC CENTRAL

HEAD COACH: SAM WYCHE					
DATE	OPPONENT	W-L	SCORE	ATT.	STADIUM/NOTES
Sept. 7	at Kansas City Chiefs.....	L	14-24	43,430	Arrowhead Stadium
Sept. 14	BUFFALO BILLS.....	W	*36-33	52,714	Riverfront Stadium/*OT
Sept. 18	at Cleveland Browns.....	W	30-13	78,779	Cleveland Stadium/Thursday night
Sept. 28	CHICAGO BEARS.....	L	7-44	55,146	Riverfront Stadium
Oct. 5	at Green Bay Packers.....	W	34-28	51,230	Milwaukee County Stadium
Oct. 13	PITTSBURGH STEELERS.....	W	24-22	54,283	Riverfront Stadium/Monday night
Oct. 19	HOUSTON OILERS.....	W	31-28	53,844	Riverfront Stadium
Oct. 26	at Pittsburgh Steelers.....	L	9-30	50,815	Three Rivers Stadium
Nov. 2	at Detroit Lions.....	W	24-17	52,423	Pontiac Silverdome
Nov. 9	at Houston Oilers.....	L	28-32	32,130	Astrodome
Nov. 16	SEATTLE SEAHAWKS.....	W	34-7	54,410	Riverfront Stadium
Nov. 23	MINNESOTA VIKINGS.....	W	24-20	53,003	Riverfront Stadium
Nov. 30	at Denver Broncos.....	L	28-34	58,705	Mile High Stadium
Dec. 7	at New England Patriots.....	W	31-7	60,633	Sullivan Stadium
Dec. 14	CLEVELAND BROWNS.....	L	3-34	58,062	Riverfront Stadium
Dec. 21	N.Y. JETS.....	W	52-21	51,619	Riverfront Stadium
REGULAR-SEASON TOTALS		10-6-0	409-394	—	Regular-season home att.: 433,081

1987

4-11-0 (1-7 HOME, 3-4 ROAD) 4TH IN AFC CENTRAL

HEAD COACH: SAM WYCHE					
DATE	OPPONENT	W-L	SCORE	ATT.	STADIUM/NOTES
Sept. 13	at Indianapolis Colts.....	W	23-21	59,387	Hoosier Dome
Sept. 20	SAN FRANCISCO 49ERS.....	L	26-27	53,498	Riverfront Stadium
— PLAYERS' STRIKE BEGINS, SEPT. 22 —					
Sept. 27	at L.A. Rams.....	—	—	—	Game canceled due to players' strike
Oct. 4	SAN DIEGO CHARGERS.....	L	9-10	18,074	Riverfront Stadium/strike replacement game
Oct. 11	at Seattle Seahawks.....	W	17-10	31,739	Kingdome/strike replacement game
— PLAYERS' STRIKE ENDS AT 24 DAYS, OCT. 15 —					
Oct. 18	CLEVELAND BROWNS.....	L	0-34	40,179	Riverfront Stadium/strike replacement game
Oct. 25	at Pittsburgh Steelers.....	L	20-23	53,692	Three Rivers Stadium
Nov. 1	HOUSTON OILERS.....	L	29-31	52,700	Riverfront Stadium
Nov. 8	MIAMI DOLPHINS.....	L	14-20	53,840	Riverfront Stadium
Nov. 15	at Atlanta Falcons.....	W	16-10	25,758	Atlanta-Fulton County Stadium
Nov. 22	PITTSBURGH STEELERS.....	L	16-30	59,910	Riverfront Stadium
Nov. 29	at N.Y. Jets.....	L	20-27	41,135	Giants Stadium
Dec. 6	KANSAS CITY CHIEFS.....	W	*30-27	46,489	Riverfront Stadium/*OT
Dec. 13	at Cleveland Browns.....	L	24-38	77,331	Cleveland Stadium
Dec. 20	NEW ORLEANS SAINTS.....	L	24-41	43,424	Riverfront Stadium
Dec. 27	at Houston Oilers.....	L	17-21	49,775	Astrodome
REGULAR-SEASON TOTALS		4-11-0	285-370	—	Regular-season home att.: 376,249

1988

12-4-0 (8-0 HOME, 4-4 ROAD) 1ST IN AFC CENTRAL

HEAD COACH: SAM WYCHE					
DATE	OPPONENT	W-L	SCORE	ATT.	STADIUM/NOTES
Sept. 4	PHOENIX CARDINALS.....	W	21-14	50,404	Riverfront Stadium
Sept. 11	at Philadelphia Eagles.....	W	28-24	66,459	Veterans Stadium
Sept. 18	at Pittsburgh Steelers.....	W	17-12	56,647	Three Rivers Stadium
Sept. 25	CLEVELAND BROWNS.....	W	24-17	54,943	Riverfront Stadium
Oct. 2	at L.A. Raiders.....	W	45-21	42,594	Los Angeles Coliseum
Oct. 9	N.Y. JETS.....	W	36-19	57,482	Riverfront Stadium
Oct. 16	at New England Patriots.....	L	21-27	59,969	Foxboro Stadium
Oct. 23	HOUSTON OILERS.....	W	44-21	54,659	Riverfront Stadium
Oct. 30	at Cleveland Browns.....	L	16-23	79,147	Cleveland Stadium
Nov. 6	PITTSBURGH STEELERS.....	W	42-7	56,403	Riverfront Stadium
Nov. 13	at Kansas City Chiefs.....	L	28-31	34,614	Arrowhead Stadium
Nov. 20	at Dallas Cowboys.....	W	38-24	37,865	Texas Stadium
Nov. 27	BUFFALO BILLS.....	W	35-21	58,672	Riverfront Stadium
Dec. 4	SAN DIEGO CHARGERS.....	W	27-10	56,866	Riverfront Stadium
Dec. 11	at Houston Oilers.....	L	6-41	50,269	Astrodome
Dec. 17	WASHINGTON REDSKINS.....	W	*20-17	52,157	Riverfront Stadium/Sat. afternoon/*OT
REGULAR-SEASON TOTALS		12-4-0	448-329	—	Regular-season home att.: 441,586
AFC DIVISIONAL PLAYOFF					
Dec. 31	SEATTLE SEAHAWKS.....	W	21-13	58,560	Riverfront Stadium/Saturday afternoon
AFC CHAMPIONSHIP					
Jan. 8	BUFFALO BILLS.....	W	21-10	59,747	Riverfront Stadium
SUPER BOWL XXIII (AT MIAMI, FLORIDA)					
Jan. 22	San Francisco 49ers.....	L	16-20	75,129	Joe Robbie Stadium/Sunday night

1989

8-8-0 (5-3 HOME, 3-5 ROAD) 4TH IN AFC CENTRAL

HEAD COACH: SAM WYCHE					
DATE	OPPONENT	W-L	SCORE	ATT.	STADIUM/NOTES
Sept. 10	at Chicago Bears.....	L	14-17	64,730	Soldier Field
Sept. 17	PITTSBURGH STEELERS.....	W	41-10	53,885	Riverfront Stadium
Sept. 25	CLEVELAND BROWNS.....	W	21-14	55,996	Riverfront Stadium/Monday night
Oct. 1	at Kansas City Chiefs.....	W	21-17	61,165	Arrowhead Stadium
Oct. 8	at Pittsburgh Steelers.....	W	26-16	52,785	Three Rivers Stadium
Oct. 15	MIAMI DOLPHINS.....	L	13-20	58,184	Riverfront Stadium
Oct. 22	INDIANAPOLIS COLTS.....	L	12-23	57,642	Riverfront Stadium
Oct. 29	TAMPA BAY BUCCANEERS.....	W	56-23	57,225	Riverfront Stadium
Nov. 5	at L.A. Raiders.....	L	7-28	51,080	Los Angeles Coliseum
Nov. 13	at Houston Oilers.....	L	24-26	60,694	Astrodome/Monday night
Nov. 19	DETROIT LIONS.....	W	42-7	55,720	Riverfront Stadium
Nov. 26	at Buffalo Bills.....	L	7-24	80,074	Rich Stadium
Dec. 3	at Cleveland Browns.....	W	21-0	76,236	Cleveland Stadium
Dec. 10	SEATTLE SEAHAWKS.....	L	17-24	54,744	Riverfront Stadium
Dec. 17	HOUSTON OILERS.....	W	61-7	47,510	Riverfront Stadium
Dec. 25	at Minnesota Vikings.....	L	21-29	58,829	Metrodome/Monday night
REGULAR-SEASON TOTALS		8-8-0	404-285	—	Regular-season home att.: 440,906

1990

9-7-0 (5-3 HOME, 4-4 ROAD) 1ST IN AFC CENTRAL

HEAD COACH: SAM WYCHE					
DATE	OPPONENT	W-L	SCORE	ATT.	STADIUM/NOTES
Sept. 9	N.Y. JETS.....	W	25-20	56,467	Riverfront Stadium
Sept. 16	at San Diego Chargers.....	W	21-16	48,098	San Diego Jack Murphy Stadium
Sept. 23	NEW ENGLAND PATRIOTS.....	W	41-7	56,470	Riverfront Stadium
Oct. 1	at Seattle Seahawks.....	L	16-31	60,135	Kingdome/Monday night
Oct. 7	at L.A. Rams.....	W	*34-31	62,619	Anaheim Stadium/*OT
Oct. 14	at Houston Oilers.....	L	17-48	53,501	Astrodome
Oct. 22	at Cleveland Browns.....	W	34-13	78,567	Cleveland Stadium/Monday night
Oct. 28	at Atlanta Falcons.....	L	17-38	53,214	Atlanta-Fulton County Stadium/Sun. night
Nov. 4	NEW ORLEANS SAINTS.....	L	7-21	60,067	Riverfront Stadium
Nov. 11	— BYE —				
Nov. 18	PITTSBURGH STEELERS.....	W	27-3	60,064	Riverfront Stadium/Sunday night
Nov. 25	INDIANAPOLIS COLTS.....	L	20-34	60,051	Riverfront Stadium
Dec. 2	at Pittsburgh Steelers.....	W	16-12	58,200	Three Rivers Stadium
Dec. 9	SAN FRANCISCO 49ERS.....	L	*17-20	60,084	Riverfront Stadium/*OT
Dec. 16	at L.A. Raiders.....	L	7-24	54,132	Los Angeles Coliseum
Dec. 23	HOUSTON OILERS.....	W	40-20	60,044	Riverfront Stadium
Dec. 30	CLEVELAND BROWNS.....	W	21-14	60,041	Riverfront Stadium
REGULAR-SEASON TOTALS		9-7-0	360-352	—	Regular-season home att.: 473,288
AFC WILDCARD PLAYOFF					
Jan. 6	HOUSTON OILERS.....	W	41-14	60,012	Riverfront Stadium
AFC DIVISIONAL PLAYOFF					
Jan. 13	at L.A. Raiders.....	L	10-20	92,045	Los Angeles Coliseum

1991

3-13-0 (3-5 HOME, 0-8 ROAD) 4TH IN AFC CENTRAL

HEAD COACH: SAM WYCHE					
DATE	OPPONENT	W-L	SCORE	ATT.	STADIUM/NOTES
Sept. 1	at Denver Broncos.....	L	14-45	72,855	Mile High Stadium
Sept. 8	HOUSTON OILERS.....	L	7-30	56,463	Riverfront Stadium/Sunday night
Sept. 15	at Cleveland Browns.....	L	13-14	78,269	Cleveland Stadium
Sept. 22	WASHINGTON REDSKINS.....	L	27-34	52,038	Riverfront Stadium
Sept. 29	— BYE —				
Oct. 6	SEATTLE SEAHAWKS.....	L	7-13	60,010	Riverfront Stadium
Oct. 13	at Dallas Cowboys.....	L	23-35	63,275	Texas Stadium
Oct. 21	at Buffalo Bills.....	L	16-35	80,131	Rich Stadium/Monday night
Oct. 27	at Houston Oilers.....	L	3-35	58,634	Astrodome
Nov. 3	CLEVELAND BROWNS.....	W	23-21	55,077	Riverfront Stadium
Nov. 10	PITTSBURGH STEELERS.....	L	*27-33	55,503	Riverfront Stadium/*OT
Nov. 17	at Philadelphia Eagles.....	L	10-17	63,189	Veterans Stadium
Nov. 24	L.A. RAIDERS.....	L	14-38	52,044	Riverfront Stadium
Dec. 1	N.Y. GIANTS.....	W	27-24	45,063	Riverfront Stadium
Dec. 9	at Miami Dolphins.....	L	13-37	60,616	Joe Robbie Stadium/Monday night
Dec. 15	at Pittsburgh Steelers.....	L	10-17	35,420	Three Rivers Stadium
Dec. 22	NEW ENGLAND PATRIOTS.....	W	29-7	46,394	Riverfront Stadium
REGULAR-SEASON TOTALS		3-13-0	263-435	—	Regular-season home att.: 422,592

1992					
5-11-0 (3-5 HOME, 2-6 ROAD)			4TH IN AFC CENTRAL		
HEAD COACH: DAVE SHULA					
DATE	OPPONENT	W-L	SCORE	ATT.	STADIUM/NOTES
Sept. 6	at Seattle Seahawks	W	21-3	57,350	Kingdome
Sept. 13	L.A. RAIDERS	W	*24-21	54,240	Riverfront Stadium/*OT
Sept. 20	at Green Bay Packers	L	23-24	57,272	Lambeau Field
Sept. 27	MINNESOTA VIKINGS	L	7-42	53,847	Riverfront Stadium
Oct. 4	— BYE —				
Oct. 11	HOUSTON OILERS	L	24-38	54,254	Riverfront Stadium
Oct. 19	at Pittsburgh Steelers	L	0-20	55,411	Three Rivers Stadium/Monday night
Oct. 25	at Houston Oilers	L	10-26	58,701	Astrodome
Nov. 1	CLEVELAND BROWNS	W	30-10	54,765	Riverfront Stadium
Nov. 8	at Chicago Bears	W	*31-28	56,120	Soldier Field/Sunday night/*OT
Nov. 15	at N.Y. Jets	L	14-17	60,196	Giants Stadium
Nov. 22	DETROIT LIONS	L	13-19	48,574	Riverfront Stadium
Nov. 29	PITTSBURGH STEELERS	L	9-21	54,253	Riverfront Stadium
Dec. 6	at Cleveland Browns	L	21-37	68,368	Cleveland Stadium
Dec. 13	at San Diego Chargers	L	10-27	50,579	San Diego Jack Murphy Stadium
Dec. 20	NEW ENGLAND PATRIOTS	W	20-10	45,355	Riverfront Stadium
Dec. 27	INDIANAPOLIS COLTS	L	17-21	47,837	Riverfront Stadium
REGULAR-SEASON TOTALS		5-11-0	274-364	—	Regular-season home att.: 413,125

1993

3-13-0 (3-5 HOME, 0-8 ROAD)

4TH IN AFC CENTRAL

HEAD COACH: DAVE SHULA

DATE	OPPONENT	W-L	SCORE	ATT.	STADIUM/NOTES
Sept. 5	at Cleveland Browns	L	14-27	75,508	Cleveland Stadium
Sept. 12	INDIANAPOLIS COLTS	L	6-9	50,299	Riverfront Stadium
Sept. 19	at Pittsburgh Steelers	L	7-34	53,682	Three Rivers Stadium
Sept. 26	SEATTLE SEAHAWKS	L	10-19	46,880	Riverfront Stadium
Oct. 3	— BYE —				
Oct. 10	at Kansas City Chiefs	L	15-17	75,394	Arrowhead Stadium
Oct. 17	CLEVELAND BROWNS	L	17-28	55,647	Riverfront Stadium
Oct. 24	at Houston Oilers	L	12-28	50,039	Astrodome
Oct. 31	— BYE —				
Nov. 7	PITTSBURGH STEELERS	L	16-24	51,202	Riverfront Stadium
Nov. 14	HOUSTON OILERS	L	3-38	42,347	Riverfront Stadium
Nov. 21	at N.Y. Jets	L	12-17	64,264	Giants Stadium
Nov. 28	L.A. RAIDERS	W	16-10	43,272	Riverfront Stadium
Dec. 5	at San Francisco 49ers	L	8-21	60,039	Candlestick Park/Sunday night
Dec. 12	at New England Patriots	L	2-7	29,794	Foxboro Stadium
Dec. 19	L.A. RAMS	W	15-3	36,612	Riverfront Stadium
Dec. 26	ATLANTA FALCONS	W	21-17	27,014	Riverfront Stadium
Jan. 2	at New Orleans Saints	L	13-20	58,036	Louisiana Superdome
REGULAR-SEASON TOTALS		3-13-0	187-319	—	Regular-season home att.: 353,273

1994

3-13-0 (2-6 HOME, 1-7 ROAD)

3RD IN AFC CENTRAL

HEAD COACH: DAVE SHULA

DATE	OPPONENT	W-L	SCORE	ATT.	STADIUM/NOTES
Sept. 4	CLEVELAND BROWNS.....	L	20-28	52,778	Riverfront Stadium
Sept. 11	at San Diego Chargers.....	L	10-27	53,217	San Diego Jack Murphy Stadium
Sept. 18	NEW ENGLAND PATRIOTS.....	L	28-31	46,640	Riverfront Stadium
Sept. 25	at Houston Oilers.....	L	13-20	44,253	Astrodome
Oct. 2	MIAMI DOLPHINS.....	L	7-23	55,056	Riverfront Stadium/Sunday night
Oct. 9	— BYE —				
Oct. 16	at Pittsburgh Steelers.....	L	10-14	55,353	Three Rivers Stadium
Oct. 23	at Cleveland Browns.....	L	13-37	77,588	Cleveland Stadium
Oct. 30	DALLAS COWBOYS.....	L	20-23	57,096	Riverfront Stadium
Nov. 6	at Seattle Seahawks.....	W	*20-17	46,630	Kingdome/*OT
Nov. 13	HOUSTON OILERS.....	W	34-31	54,908	Riverfront Stadium
Nov. 20	INDIANAPOLIS COLTS.....	L	13-17	55,566	Riverfront Stadium
Nov. 27	at Denver Broncos.....	L	13-15	69,714	Mile High Stadium
Dec. 4	PITTSBURGH STEELERS.....	L	15-38	53,401	Riverfront Stadium
Dec. 11	at N.Y. Giants.....	L	20-27	67,530	Giants Stadium
Dec. 18	at Arizona Cardinals.....	L	7-28	50,110	Sun Devil Stadium
Dec. 24	PHILADELPHIA EAGLES.....	W	33-30	39,923	Riverfront Stadium/Saturday afternoon
REGULAR-SEASON TOTALS		3-13-0	276-406	—	Regular-season home att.: 415,368

1995					
7-9-0 (3-5 HOME, 4-4 ROAD)			2ND IN AFC CENTRAL		
HEAD COACH: DAVE SHULA					
DATE	OPPONENT	W-L	SCORE	ATT.	STADIUM/NOTES
Sept. 3	at Indianapolis Colts.....	W	*24-21	42,445	RCA Dome/*OT
Sept. 10	JACKSONVILLE JAGUARS.....	W	24-17	48,318	Riverfront Stadium
Sept. 17	at Seattle Seahawks.....	L	21-24	39,492	Kingdome
Sept. 24	HOUSTON OILERS.....	L	28-38	46,332	Riverfront Stadium
Oct. 1	MIAMI DOLPHINS.....	L	23-26	52,671	Riverfront Stadium
Oct. 8	at Tampa Bay Buccaneers.....	L	16-19	41,732	Tampa Stadium
Oct. 15	— BYE —				
Oct. 19	at Pittsburgh Steelers.....	W	27-9	56,684	Three Rivers Stadium/Thursday night
Oct. 29	CLEVELAND BROWNS.....	L	*26-29	58,639	Riverfront Stadium/*OT
Nov. 5	OAKLAND RAIDERS.....	L	17-20	51,265	Riverfront Stadium
Nov. 12	at Houston Oilers.....	W	32-25	32,998	Astrodome
Nov. 19	PITTSBURGH STEELERS.....	L	31-49	54,636	Riverfront Stadium
Nov. 26	at Jacksonville Jaguars.....	W	17-13	68,249	Jacksonville Municipal Stadium
Dec. 3	at Green Bay Packers.....	L	10-24	60,318	Lambeau Field
Dec. 10	CHICAGO BEARS.....	W	16-10	38,642	Riverfront Stadium
Dec. 17	at Cleveland Browns.....	L	10-26	55,875	Cleveland Stadium
Dec. 24	MINNESOTA VIKINGS.....	W	27-24	34,568	Riverfront Stadium
REGULAR-SEASON TOTALS		7-9-0	349-374	—	Regular-season home att.: 385,071

1996					
8-8-0 (6-2 HOME, 2-6 ROAD)			3RD IN AFC CENTRAL		
HEAD COACHES: DAVE SHULA (1-6), BRUCE COSLET (7-2)					
DATE	OPPONENT	W-L	SCORE	ATT.	STADIUM/NOTES
Sept. 1	at St. Louis Rams	L	16-26	62,659	Trans World Dome
Sept. 8	at San Diego Chargers	L	14-27	55,880	San Diego Jack Murphy Stadium
Sept. 15	NEW ORLEANS SAINTS	W	30-15	45,412	Cinergy Field
Sept. 22	— BYE —				
Sept. 29	DENVER BRONCOS	L	10-14	51,798	Cinergy Field
Oct. 6	HOUSTON OILERS	L	*27-30	44,680	Cinergy Field/Sunday night/*OT
Oct. 13	at Pittsburgh Steelers	L	10-20	58,875	Three Rivers Stadium
Oct. 20	at San Francisco 49ers	L	21-28	63,218	3Com Park
Oct. 27	JACKSONVILLE JAGUARS	W	28-21	45,890	Cinergy Field
Nov. 3	at Baltimore Ravens	W	24-21	60,743	Memorial Stadium
Nov. 10	PITTSBURGH STEELERS	W	34-24	57,265	Cinergy Field
Nov. 17	at Buffalo Bills	L	17-31	75,549	Rich Stadium
Nov. 24	ATLANTA FALCONS	W	41-31	44,868	Cinergy Field
Dec. 1	at Jacksonville Jaguars	L	27-30	57,408	Jacksonville Municipal Stadium
Dec. 8	BALTIMORE RAVENS	W	21-14	43,022	Cinergy Field
Dec. 15	at Houston Oilers	W	21-13	15,131	Astrodome
Dec. 22	INDIANAPOLIS COLTS	W	31-24	49,389	Cinergy Field
REGULAR-SEASON TOTALS		8-8-0	372-369	—	Regular-season home att.: 382,324

1997					
7-9-0 (6-2 HOME, 1-7 ROAD)			4TH IN AFC CENTRAL		
HEAD COACH: BRUCE COSLET					
DATE	OPPONENT	W-L	SCORE	ATT.	STADIUM/NOTES
Aug. 31	ARIZONA CARDINALS	W	24-21	53,644	Cinergy Field
Sept. 7	at Baltimore Ravens	L	10-23	52,968	Memorial Stadium
Sept. 14	— BYE —				
Sept. 21	at Denver Broncos	L	20-38	73,871	Mile High Stadium
Sept. 28	N.Y. JETS	L	14-31	57,209	Cinergy Field
Oct. 5	at Jacksonville Jaguars	L	13-21	67,128	ALLTEL Stadium
Oct. 12	at Tennessee Oilers	L	7-30	17,071	Liberty Bowl (Memphis)
Oct. 19	PITTSBURGH STEELERS	L	10-26	60,020	Cinergy Field
Oct. 26	at N.Y. Giants	L	27-29	72,584	Giants Stadium
Nov. 2	SAN DIEGO CHARGERS	W	38-31	53,754	Cinergy Field
Nov. 9	at Indianapolis Colts	W	28-13	58,473	RCA Dome
Nov. 16	at Pittsburgh Steelers	L	3-20	55,226	Three Rivers Stadium
Nov. 23	JACKSONVILLE JAGUARS	W	31-26	55,158	Cinergy Field
Nov. 30	at Philadelphia Eagles	L	42-44	66,623	Veterans Stadium
Dec. 4	TENNESSEE OILERS	W	41-14	49,086	Cinergy Field/Thursday night
Dec. 14	DALLAS COWBOYS	W	31-24	60,043	Cinergy Field
Dec. 21	BALTIMORE RAVENS	W	16-14	50,917	Cinergy Field
REGULAR-SEASON TOTALS		7-9-0	355-405	—	Regular-season home att.: 439,831

1998

3-13-0 (1-7 HOME, 2-6 ROAD)

5TH IN AFC CENTRAL

HEAD COACH: BRUCE COSLET

DATE	OPPONENT	W-L	SCORE	ATT.	STADIUM/NOTES
Sept. 6	TENNESSEE OILERS.....	L	14-23	55,848	Cinergy Field
Sept. 13	at Detroit Lions	W	*34-28	66,354	Pontiac Silverdome/*OT
Sept. 20	GREEN BAY PACKERS.....	L	6-13	56,346	Cinergy Field
Sept. 27	at Baltimore Ravens	L	24-31	68,154	Ravens Stadium at Camden Yards/ Sunday night
Oct. 4	— BYE —				
Oct. 11	PITTSBURGH STEELERS.....	W	25-20	59,979	Cinergy Field
Oct. 18	at Tennessee Oilers.....	L	14-44	33,288	Vanderbilt Stadium
Oct. 25	at Oakland Raiders.....	L	10-27	40,089	Network Associates Coliseum
Nov. 1	DENVER BRONCOS.....	L	26-33	59,974	Cinergy Field
Nov. 8	at Jacksonville Jaguars.....	L	11-24	67,040	ALLTEL Stadium
Nov. 15	at Minnesota Vikings.....	L	3-24	64,232	Metrodome
Nov. 22	BALTIMORE RAVENS.....	L	13-20	52,571	Cinergy Field
Nov. 29	JACKSONVILLE JAGUARS.....	L	17-34	55,432	Cinergy Field
Dec. 6	BUFFALO BILLS.....	L	20-33	54,359	Cinergy Field
Dec. 13	at Indianapolis Colts.....	L	26-39	55,179	RCA Dome
Dec. 20	at Pittsburgh Steelers.....	W	25-24	52,017	Three Rivers Stadium
Dec. 27	TAMPA BAY BUCCANEERS.....	L	0-35	49,826	Cinergy Field
REGULAR-SEASON TOTALS		3-13-0	268-452	—	Regular-season home att.: 444,335

1999					
4-12-0 (2-6 HOME, 2-6 ROAD)				5TH IN AFC CENTRAL	
HEAD COACH: BRUCE COSLET					
DATE	OPPONENT	W-L	SCORE	ATT.	STADIUM/NOTES
Sept. 12	at Tennessee Titans	L	35-36	65,272	Adelphia Coliseum
Sept. 19	SAN DIEGO CHARGERS	L	7-34	47,660	Cinergy Field
Sept. 26	at Carolina Panthers	L	3-27	61,269	Ericsson Stadium
Oct. 3	ST. LOUIS RAMS	L	10-38	45,481	Cinergy Field
Oct. 10	at Cleveland Browns	W	18-17	73,048	Cleveland Browns Stadium
Oct. 17	PITTSBURGH STEELERS	L	3-17	59,669	Cinergy Field
Oct. 24	at Indianapolis Colts	L	10-31	55,996	RCA Dome
Oct. 31	JACKSONVILLE JAGUARS	L	10-41	49,138	Cinergy Field
Nov. 7	at Seattle Seahawks	L	20-37	66,303	Kingdome
Nov. 14	TENNESSEE TITANS	L	14-24	46,017	Cinergy Field
Nov. 21	BALTIMORE RAVENS	L	31-34	43,279	Cinergy Field
Nov. 28	at Pittsburgh Steelers	W	27-20	50,907	Three Rivers Stadium
Dec. 5	SAN FRANCISCO 49ERS	W	44-30	53,463	Cinergy Field
Dec. 12	CLEVELAND BROWNS	W	44-28	59,972	Cinergy Field
Dec. 19	— BYE —				
Dec. 26	at Baltimore Ravens	L	0-22	68,036	PSINet Stadium
Jan. 2	at Jacksonville Jaguars	L	7-24	70,532	ALLTEL Stadium
REGULAR-SEASON TOTALS		4-12-0	283-460	— Regular-season home att.: 404,679	

2000					
4-12-0 (3-5 HOME, 1-7 ROAD)			5TH IN AFC CENTRAL		
HEAD COACHES: BRUCE COSLET (0-3), DICK LEBEAU (4-9)					
DATE	OPPONENT	W-L	SCORE	ATT.	STADIUM/NOTES
Sept. 3	— BYE —				
Sept. 10	CLEVELAND BROWNS.....	L	7-24	64,006	Paul Brown Stadium
Sept. 17	at Jacksonville Jaguars.....	L	0-13	45,653	ALLTEL Stadium
Sept. 24	at Baltimore Ravens.....	L	0-37	68,481	PSINet Stadium
Oct. 1	MIAMI DOLPHINS.....	L	16-31	61,535	Paul Brown Stadium
Oct. 8	TENNESSEE TITANS.....	L	14-23	63,406	Paul Brown Stadium
Oct. 15	at Pittsburgh Steelers.....	L	0-15	54,328	Three Rivers Stadium
Oct. 22	DENVER BRONCOS.....	W	31-21	61,603	Paul Brown Stadium
Oct. 29	at Cleveland Browns.....	W	12-3	73,118	Cleveland Browns Stadium
Nov. 5	BALTIMORE RAVENS.....	L	7-27	54,759	Paul Brown Stadium
Nov. 12	at Dallas Cowboys.....	L	6-23	62,170	Texas Stadium
Nov. 19	at New England Patriots.....	L	13-16	60,292	Foxboro Stadium
Nov. 26	PITTSBURGH STEELERS.....	L	28-48	63,925	Paul Brown Stadium
Dec. 3	ARIZONA CARDINALS.....	W	24-13	50,289	Paul Brown Stadium
Dec. 10	at Tennessee Titans.....	L	3-35	68,498	Adelphia Coliseum
Dec. 17	JACKSONVILLE JAGUARS.....	W	17-14	50,469	Paul Brown Stadium
Dec. 24	at Philadelphia Eagles.....	L	7-16	64,902	Veterans Stadium
REGULAR-SEASON TOTALS		4-12-0	185-359	—	Regular-season home att.: 469,992

2001					
6-10-0 (4-4 HOME, 2-6 ROAD)				6TH IN AFC CENTRAL	
HEAD COACH: DICK LEBEAU					
DATE	OPPONENT	W-L	SCORE	ATT.	STADIUM/NOTES
Sept. 9	NEW ENGLAND PATRIOTS	W	23-17	51,521	Paul Brown Stadium
Sept. 16	at Tennessee Titans**	—	—	—	**Sept. 16-17 NFL games not played due to Sept. 11 terrorist attacks/all games rescheduled for Jan. 6
Sept. 23	BALTIMORE RAVENS	W	21-10	51,121	Paul Brown Stadium
Sept. 30	at San Diego Chargers	L	14-28	56,048	Qualcomm Stadium
Oct. 7	at Pittsburgh Steelers	L	7-16	62,335	Heinz Field
Oct. 14	CLEVELAND BROWNS	W	24-14	64,217	Paul Brown Stadium
Oct. 21	CHICAGO BEARS	L	0-24	63,408	Paul Brown Stadium
Oct. 28	at Detroit Lions	W	31-27	69,343	Pontiac Silverdome
Nov. 4	— BYE —				
Nov. 11	at Jacksonville Jaguars	L	13-30	57,161	ALLTEL Stadium
Nov. 18	TENNESSEE TITANS	L	7-20	63,865	Paul Brown Stadium
Nov. 25	at Cleveland Browns	L	0-18	72,918	Cleveland Browns Stadium
Dec. 2	TAMPA BAY BUCCANEERS	L	*13-16	52,135	Paul Brown Stadium*/OT
Dec. 9	JACKSONVILLE JAGUARS	L	10-14	44,920	Paul Brown Stadium*
Dec. 16	at N.Y. Jets	L	14-15	77,745	Giants Stadium
Dec. 23	at Baltimore Ravens	L	0-16	68,987	PSINet Stadium
Dec. 30	PITTSBURGH STEELERS	W	*26-23	63,751	Paul Brown Stadium*/OT
Jan. 6	at Tennessee Titans**	W	23-21	68,798	Adelphia Coliseum/**Rescheduled from Sept. 16
REGULAR-SEASON TOTALS		6-10-0	226-309	—	Regular-season home att.: 454,938

2002

2-14-0 (1-7 HOME, 1-7 ROAD)

4TH IN AFC NORTH

HEAD COACH: DICK LEBEAU

DATE	OPPONENT	W-L	SCORE	ATT.	STADIUM/NOTES
Sept. 8	SAN DIEGO CHARGERS.....	L	6-34	53,705	Paul Brown Stadium
Sept. 15	at Cleveland Browns.....	L	7-20	73,358	Cleveland Browns Stadium
Sept. 22	at Atlanta Falcons.....	L	3-30	68,129	Georgia Dome/Sunday night
Sept. 29	TAMPA BAY BUCCANEERS.....	L	7-35	57,234	Paul Brown Stadium
Oct. 6	at Indianapolis Colts.....	L	21-28	56,570	RCA Dome
Oct. 13	PITTSBURGH STEELERS.....	L	7-34	63,900	Paul Brown Stadium
Oct. 20	— BYE —				
Oct. 27	TENNESSEE TITANS.....	L	24-30	52,822	Paul Brown Stadium
Nov. 3	at Houston Texans.....	W	38-3	69,827	Reliant Stadium
Nov. 10	at Baltimore Ravens.....	L	27-38	69,024	Ravens Stadium
Nov. 17	CLEVELAND BROWNS.....	L	20-27	64,060	Paul Brown Stadium
Nov. 24	at Pittsburgh Steelers.....	L	21-29	60,473	Heinz Field
Dec. 1	BALTIMORE RAVENS.....	L	23-27	44,878	Paul Brown Stadium
Dec. 8	at Carolina Panthers.....	L	31-52	66,799	Ericsson Stadium
Dec. 15	JACKSONVILLE JAGUARS.....	L	15-29	42,092	Paul Brown Stadium
Dec. 22	NEW ORLEANS SAINTS.....	W	20-13	43,544	Paul Brown Stadium
Dec. 29	at Buffalo Bills.....	L	9-27	47,850	Ralph Wilson Stadium
REGULAR-SEASON TOTALS		2-14-0	279-456	—	Regular-season home att.: 422,235

2003

8-8-0 (5-3 HOME, 3-5 ROAD)

2ND IN AFC NORTH

HEAD COACH: MARVIN LEWIS

DATE	OPPONENT	W-L	SCORE	ATT.	STADIUM/NOTES
Sept. 7	DENVER BRONCOS	L	10-30	63,820	Paul Brown Stadium
Sept. 14	at Oakland Raiders	L	20-23	50,135	Network Associates Coliseum
Sept. 21	PITTSBURGH STEELERS	L	10-17	64,596	Paul Brown Stadium
Sept. 28	at Cleveland Browns	W	21-14	73,428	Cleveland Browns Stadium
Oct. 5	at Buffalo Bills	L	*16-22	72,615	Ralph Wilson Stadium*OT
Oct. 12	— BYE —				
Oct. 19	BALTIMORE RAVENS	W	34-26	53,553	Paul Brown Stadium
Oct. 26	SEATTLE SEAHAWKS	W	27-24	52,131	Paul Brown Stadium
Nov. 2	at Arizona Cardinals	L	14-17	23,531	Sun Devil Stadium
Nov. 9	HOUSTON TEXANS	W	34-27	50,437	Paul Brown Stadium
Nov. 16	KANSAS CITY CHIEFS	W	24-19	64,923	Paul Brown Stadium
Nov. 23	at San Diego Chargers	W	34-27	52,069	Qualcomm Stadium
Nov. 30	at Pittsburgh Steelers	W	24-20	58,797	Heinz Field
Dec. 7	at Baltimore Ravens	L	13-31	69,468	M&T Bank Stadium
Dec. 14	SAN FRANCISCO 49ERS	W	41-38	64,666	Paul Brown Stadium
Dec. 21	at St. Louis Rams	L	10-27	66,061	Edward Jones Dome
Dec. 28	CLEVELAND BROWNS	L	14-22	65,362	Paul Brown Stadium
REGULAR-SEASON TOTALS			8-8-0	346-384	— Regular-season home att.: 479,488

2004					
8-8-0 (5-3 HOME, 3-5 ROAD)				3RD IN AFC NORTH	
HEAD COACH: MARVIN LEWIS					
DATE	OPPONENT	W-L	SCORE	ATT.	STADIUM/NOTES
Sept. 12	at N.Y. Jets.....	L	24-31	77,230	The Meadowlands
Sept. 19	MIAMI DOLPHINS.....	W	16-13	65,705	Paul Brown Stadium/Sunday night
Sept. 26	BALTIMORE RAVENS.....	L	9-23	65,575	Paul Brown Stadium
Oct. 3	at Pittsburgh Steelers.....	L	17-28	62,402	Heinz Field
Oct. 10	— BYE —				
Oct. 17	at Cleveland Browns.....	L	17-34	73,263	Cleveland Browns Stadium
Oct. 25	DENVER BRONCOS.....	W	23-10	65,806	Paul Brown Stadium/Monday night
Oct. 31	at Tennessee Titans.....	L	20-27	68,932	The Coliseum
Nov. 7	DALLAS COWBOYS.....	W	26-3	65,721	Paul Brown Stadium
Nov. 14	at Washington Redskins.....	W	17-10	87,786	FedExField
Nov. 21	PITTSBURGH STEELERS.....	L	14-19	65,780	Paul Brown Stadium
Nov. 28	CLEVELAND BROWNS.....	W	58-48	65,677	Paul Brown Stadium
Dec. 5	at Baltimore Ravens.....	W	27-26	69,695	M&T Bank Stadium
Dec. 12	at New England Patriots.....	L	28-35	68,756	Gillette Stadium
Dec. 19	BUFFALO BILLS.....	L	17-33	65,378	Paul Brown Stadium
Dec. 26	N.Y. GIANTS.....	W	23-22	64,606	Paul Brown Stadium
Jan. 2	at Philadelphia Eagles.....	W	38-10	67,074	Lincoln Financial Field
REGULAR-SEASON TOTALS		8-8-0	374-372	—	Regular-season home att.: 524,248

2005					
11-5-0 (5-3 HOME, 6-2 ROAD)				1ST IN AFC NORTH	
HEAD COACH: MARVIN LEWIS					
DATE	OPPONENT	W-L	SCORE	ATT.	STADIUM/NOTES
Sept. 11	at Cleveland Browns.....	W	27-13	73,013	Cleveland Browns Stadium
Sept. 18	MINNESOTA VIKINGS.....	W	37-8	65,763	Paul Brown Stadium
Sept. 25	at Chicago Bears.....	W	24-7	62,045	Soldier Field
Oct. 2	HOUSTON TEXANS.....	W	16-10	65,714	Paul Brown Stadium
Oct. 9	at Jacksonville Jaguars.....	L	20-23	66,137	ALLTEL Stadium/Sunday night
Oct. 16	at Tennessee Titans.....	W	31-23	69,149	The Coliseum
Oct. 23	PITTSBURGH STEELERS.....	L	13-27	66,104	Paul Brown Stadium
Oct. 30	GREEN BAY PACKERS.....	W	21-14	65,940	Paul Brown Stadium
Nov. 6	at Baltimore Ravens.....	W	21-9	70,540	M&T Bank Stadium
Nov. 13	— BYE —				
Nov. 20	INDIANAPOLIS COLTS.....	L	37-45	65,995	Paul Brown Stadium
Nov. 27	BALTIMORE RAVENS.....	W	42-29	65,680	Paul Brown Stadium
Dec. 4	at Pittsburgh Steelers.....	W	38-31	63,044	Heinz Field
Dec. 11	CLEVELAND BROWNS.....	W	23-20	65,788	Paul Brown Stadium
Dec. 18	at Detroit Lions.....	W	41-17	61,749	Ford Field
Dec. 24	BUFFALO BILLS.....	L	27-37	65,485	Paul Brown Stadium/Saturday afternoon
Jan. 1	at Kansas City Chiefs.....	L	3-37	77,211	Arrowhead Stadium
REGULAR-SEASON TOTALS		11-5-0	421-350	—	Regular-season home att.: 526,469

AFC WILD CARD PLAYOFF					
Jan. 8	PITTSBURGH STEELERS.....	L	17-31	65,870	Paul Brown Stadium

2006					
8-8-0 (4-4 HOME, 4-4 ROAD)				2ND IN AFC NORTH	
HEAD COACH: MARVIN LEWIS					
DATE	OPPONENT	W-L	SCORE	ATT.	STADIUM/NOTES
Sept. 10	at Kansas City Chiefs	W	23-10	77,956	Arrowhead Stadium
Sept. 17	CLEVELAND BROWNS	W	34-17	66,072	Paul Brown Stadium
Sept. 24	at Pittsburgh Steelers	W	28-20	64,922	Heinz Field
Oct. 1	NEW ENGLAND PATRIOTS	L	13-38	66,035	Paul Brown Stadium
Oct. 8	— BYE —				
Oct. 15	at Tampa Bay Buccaneers.....	L	13-14	65,732	Raymond James Stadium
Oct. 22	CAROLINA PANTHERS	W	17-14	65,964	Paul Brown Stadium
Oct. 29	ATLANTA FALCONS	L	27-29	65,978	Paul Brown Stadium
Nov. 5	at Baltimore Ravens	L	20-26	70,792	M&T Bank Stadium
Nov. 12	SAN DIEGO CHARGERS	L	41-49	65,917	Paul Brown Stadium
Nov. 19	at New Orleans Saints	W	31-16	68,001	Louisiana Superdome
Nov. 26	at Cleveland Browns	W	30-0	72,926	Cleveland Browns Stadium
Nov. 30	BALTIMORE RAVENS	W	13-7	65,973	Paul Brown Stadium/Thursday night
Dec. 10	OAKLAND RAIDERS	W	27-10	65,882	Paul Brown Stadium
Dec. 18	at Indianapolis Colts	L	16-34	57,292	RCA Dome/Monday night
Dec. 24	at Denver Broncos	L	23-24	75,759	INVESCO Field at Mile High
Dec. 31	PITTSBURGH STEELERS	L	*17-23	66,049	Paul Brown Stadium*/OT
REGULAR-SEASON TOTALS		8-8-0	373-331	—	Regular-season home att.: 527,870

2007					
7-9-0 (5-3 HOME, 2-6 ROAD)				3RD IN AFC NORTH	
HEAD COACH: MARVIN LEWIS					
DATE	OPPONENT	W-L	SCORE	ATT.	STADIUM/NOTES
Sept. 10	BALTIMORE RAVENS	W	27-20	66,093	Paul Brown Stadium/Monday night
Sept. 16	at Cleveland Browns.....	L	45-51	72,801	Cleveland Browns Stadium
Sept. 23	at Seattle Seahawks.....	L	21-24	68,110	Owest Field
Oct. 1	NEW ENGLAND PATRIOTS	L	13-34	66,113	Paul Brown Stadium/Monday night
Oct. 7	— BYE —				
Oct. 14	at Kansas City Chiefs	L	20-27	76,846	Arrowhead Stadium
Oct. 21	N.Y. JETS	W	38-31	65,686	Paul Brown Stadium
Oct. 28	PITTSBURGH STEELERS	L	13-24	66,188	Paul Brown Stadium
Nov. 4	at Buffalo Bills	L	21-33	70,745	Ralph Wilson Stadium
Nov. 11	at Baltimore Ravens	W	21-7	71,130	M&T Bank Stadium
Nov. 18	ARIZONA CARDINALS	L	27-35	65,403	Paul Brown Stadium
Nov. 25	TENNESSEE TITANS	W	35-6	65,489	Paul Brown Stadium
Dec. 2	at Pittsburgh Steelers	L	10-24	58,842	Heinz Field/Sunday night
Dec. 9	ST. LOUIS RAMS	W	19-10	65,143	Paul Brown Stadium
Dec. 15	at San Francisco 49ers.....	L	13-20	68,053	Monster Park/Saturday night
Dec. 23	CLEVELAND BROWNS	W	19-14	66,023	Paul Brown Stadium
Dec. 30	at Miami Dolphins	W	38-25	70,461	Dolphin Stadium
REGULAR-SEASON TOTALS		7-9-0	380-385	—	Regular-season home att.: 526,320

2016

6-9-1 (4-3 HOME, 2-6 ROAD, 0-0-1 NEUTRAL) 3RD IN AFC NORTH

HEAD COACH: MARVIN LEWIS

DATE	OPPONENT	W-L	SCORE	ATT.	STADIUM/NOTES
Sept. 11	at N.Y. Jets.....	W	23-22	78,160	MetLife Stadium
Sept. 18	at Pittsburgh Steelers.....	L	16-24	65,072	Heinz Field
Sept. 25	DENVER BRONCOS.....	L	17-29	63,850	Paul Brown Stadium
Sept. 29	MIAMI DOLPHINS.....	W	22-7	60,834	Paul Brown Stadium/Thursday night
Oct. 9	at Dallas Cowboys.....	L	14-28	91,653	AT&T Stadium
Oct. 16	at New England Patriots.....	L	17-35	66,829	Gillette Stadium
Oct. 23	CLEVELAND BROWNS.....	W	31-17	65,047	Paul Brown Stadium
Oct. 30	VS. WASHINGTON REDSKINS... T		*27-27	84,488	Wembley Stadium (London, England)/OT
Nov. 6	— BYE —				
Nov. 14	at N.Y. Giants.....	L	20-21	76,218	MetLife Stadium/Monday night
Nov. 20	BUFFALO BILLS.....	L	12-16	61,356	Paul Brown Stadium
Nov. 27	at Baltimore Ravens.....	L	14-19	70,903	M&T Bank Stadium
Dec. 4	PHILADELPHIA EAGLES.....	W	32-14	55,456	Paul Brown Stadium
Dec. 11	at Cleveland Browns.....	W	23-10	60,028	FirstEnergy Stadium
Dec. 18	PITTSBURGH STEELERS.....	L	20-24	62,096	Paul Brown Stadium (flexed from 8:25 to 1)
Dec. 24	at Houston Texans.....	L	10-12	71,836	NRG Stadium/Saturday night
Jan. 1	BALTIMORE RAVENS.....	W	27-10	54,944	Paul Brown Stadium

REGULAR-SEASON TOTALS 6-9-1 325-315 — Reg.-season home att.: 423,583 (7 games)

2017

7-9-0 (4-4 HOME, 3-5 ROAD) 3RD IN AFC NORTH

HEAD COACH: MARVIN LEWIS

DATE	OPPONENT	W-L	SCORE	ATT.	STADIUM/NOTES
Sept. 10	BALTIMORE RAVENS.....	L	0-20	55,254	Paul Brown Stadium
Sept. 14	HOUSTON TEXANS.....	L	9-13	52,942	Paul Brown Stadium/Thursday night
Sept. 24	at Green Bay Packers.....	L	*24-27	78,323	Lambeau Field/OT
Oct. 1	at Cleveland Browns.....	W	31-7	67,431	FirstEnergy Stadium
Oct. 8	BUFFALO BILLS.....	W	20-16	52,367	Paul Brown Stadium
Oct. 15	— BYE —				
Oct. 22	at Pittsburgh Steelers.....	L	14-29	65,363	Heinz Field
Oct. 29	INDIANAPOLIS COLTS.....	W	24-23	57,901	Paul Brown Stadium
Nov. 5	at Jacksonville Jaguars.....	L	7-23	60,720	EverBank Field
Nov. 12	at Tennessee Titans.....	L	20-24	67,432	Nissan Stadium
Nov. 19	at Denver Broncos.....	W	20-17	75,707	Sports Authority Field at Mile High
Nov. 26	CLEVELAND BROWNS.....	W	30-16	51,710	Paul Brown Stadium
Dec. 4	PITTSBURGH STEELERS.....	L	20-23	56,029	Paul Brown Stadium/Monday night
Dec. 10	CHICAGO BEARS.....	L	7-33	52,002	Paul Brown Stadium
Dec. 17	at Minnesota Vikings.....	L	7-34	66,833	U.S. Bank Stadium
Dec. 24	DETROIT LIONS.....	W	26-17	47,732	Paul Brown Stadium
Dec. 31	at Baltimore Ravens.....	W	31-27	70,507	M&T Bank Stadium

REGULAR-SEASON TOTALS 7-9-0 290-349 — Regular-season home att.: 425,937

2018

6-10-0 (4-4 HOME, 2-6 ROAD) 4TH IN AFC NORTH

HEAD COACH: MARVIN LEWIS

DATE	OPPONENT	W-L	SCORE	ATT.	STADIUM/NOTES
Sept. 9	at Indianapolis Colts.....	W	34-23	58,699	Lucas Oil Stadium
Sept. 13	BALTIMORE RAVENS.....	W	34-23	50,018	Paul Brown Stadium/Thursday night
Sept. 23	at Carolina Panthers.....	L	21-31	72,161	Bank of America Stadium
Sept. 30	at Atlanta Falcons.....	W	37-36	71,985	Mercedes-Benz Stadium
Oct. 7	MIAMI DOLPHINS.....	W	27-17	52,708	Paul Brown Stadium
Oct. 14	PITTSBURGH STEELERS.....	L	21-28	60,594	Paul Brown Stadium
Oct. 21	at Kansas City Chiefs.....	L	10-45	75,676	Arrowhead Stad./Sun. night (flexed from 1)
Oct. 28	TAMPA BAY BUCCANEERS.....	W	37-34	45,134	Paul Brown Stadium
Nov. 4	— BYE —				
Nov. 11	NEW ORLEANS SAINTS.....	L	14-51	52,492	Paul Brown Stadium
Nov. 18	at Baltimore Ravens.....	L	21-24	70,077	M&T Bank Stadium
Nov. 25	CLEVELAND BROWNS.....	L	20-35	56,122	Paul Brown Stadium
Dec. 2	DENVER BRONCOS.....	L	10-24	44,392	Paul Brown Stadium
Dec. 9	at L.A. Chargers.....	L	21-26	25,358	StubHub Center
Dec. 16	OAKLAND RAIDERS.....	W	30-16	44,568	Paul Brown Stadium
Dec. 23	at Cleveland Browns.....	L	18-26	67,431	FirstEnergy Stadium
Dec. 30	at Pittsburgh Steelers.....	L	13-16	63,874	Heinz Field

REGULAR-SEASON TOTALS 6-10-0 368-455 — Regular-season home att.: 406,028

2019

2-14-0 (2-6 HOME, 0-8 ROAD) 4TH IN AFC NORTH

HEAD COACH: ZAC TAYLOR

DATE	OPPONENT	W-L	SCORE	ATT.	STADIUM/NOTES
Sept. 8	at Seattle Seahawks.....	L	20-21	68,710	CenturyLink Field
Sept. 15	SAN FRANCISCO 49ERS.....	L	17-41	50,666	Paul Brown Stadium
Sept. 22	at Buffalo Bills.....	L	17-21	69,448	New Era Field
Sept. 30	at Pittsburgh Steelers.....	L	3-27	57,959	Heinz Field/Monday night
Oct. 6	ARIZONA CARDINALS.....	L	23-26	46,012	Paul Brown Stadium
Oct. 13	at Baltimore Ravens.....	L	17-23	70,051	M&T Bank Stadium
Oct. 20	JACKSONVILLE JAGUARS.....	L	17-27	42,784	Paul Brown Stadium
Oct. 27	vs. L.A. Rams.....	L	10-24	83,720	Wembley Stadium (London, England)
Nov. 3	— BYE —				
Nov. 10	BALTIMORE RAVENS.....	L	13-49	45,918	Paul Brown Stadium
Nov. 17	at Oakland Raiders.....	L	10-17	51,921	Oakland-Alameda County Coliseum
Nov. 24	PITTSBURGH STEELERS.....	L	10-16	47,423	Paul Brown Stadium
Dec. 1	N.Y. JETS.....	W	22-6	39,804	Paul Brown Stadium
Dec. 8	at Cleveland Browns.....	L	19-27	67,431	FirstEnergy Stadium
Dec. 15	NEW ENGLAND PATRIOTS.....	L	13-34	57,066	Paul Brown Stadium
Dec. 22	at Miami Dolphins.....	L	*35-38	60,968	Hard Rock Stadium/OT
Dec. 29	CLEVELAND BROWNS.....	W	33-23	47,759	Paul Brown Stadium

REGULAR-SEASON TOTALS 2-14-0 279-420 — Regular-season home att.: 377,432

2020

4-11-1 (3-5 HOME, 1-6-1 ROAD)

4TH IN AFC NORTH

HEAD COACH: MARVIN LEWIS

DATE	OPPONENT	W-L	SCORE	ATT.	STADIUM/NOTES
Sept. 13	L.A. CHARGERS	L	13-16	—	Paul Brown Stadium
Sept. 17	at Cleveland Browns.....	L	30-35	6000	FirstEnergy Stadium/Thursday night
Sept. 27	at Philadelphia Eagles.....	T	*23-23	—	Lincoln Financial Field/OT
Oct. 4	JACKSONVILLE JAGUARS	W	33-25	6243	Paul Brown Stadium
Oct. 11	at Baltimore Ravens.....	L	3-27	—	M&T Bank Stadium
Oct. 18	at Indianapolis Colts.....	L	27-31	12,453	Lucas Oil Stadium
Oct. 25	CLEVELAND BROWNS	L	34-37	9732	Paul Brown Stadium
Nov. 1	TENNESSEE TITANS.....	W	31-20	9712	Paul Brown Stadium
Nov. 8	— BYE —				
Nov. 15	at Pittsburgh Steelers.....	L	10-36	5909	Heinz Field
Nov. 22	at Washington Football Team	L	9-20	—	FedExField
Nov. 29	N.Y. GIANTS	L	17-19	10,208	Paul Brown Stadium
Dec. 6	at Miami Dolphins.....	L	7-19	12,577	Hard Rock Stadium
Dec. 13	DALLAS COWBOYS	L	7-30	10,322	Paul Brown Stadium
Dec. 21	PITTSBURGH STEELERS.....	W	27-17	10,249	Paul Brown Stadium/Monday night
Dec. 27	at Houston Texans.....	W	37-31	12,344	NRG Stadium
Jan. 3	BALTIMORE RAVENS.....	L	3-38	10,499	Paul Brown Stadium
REGULAR-SEASON TOTALS		4-11-1	311-424	—	Regular-season home att.: 66,965

REGULAR-SEASON TOTALS 4-11-1 311-424 — Regular-season home att.: 66,965

ALL-TIME RESULTS — PRESEASON**All-time preseason record: 110-118-2**

(All games listed are night games unless noted otherwise. Opponents are capitalized for games in which the Bengals were the home team, including those games played at neutral sites.)

1968 (2-3-0)				
DATE	OPPONENT	W-L	SCORE	NOTES
Aug. 3	KANSAS CITY CHIEFS.....	L	14-38	
Aug. 10	at Denver Broncos.....	L	13-15	
Aug. 17	BUFFALO BILLS.....	L	6-10	
Aug. 25	vs. Pittsburgh Steelers.....	W	19-3	Afternoon game/at Morgantown, W.Va.
Aug. 30	VS. N.Y. JETS.....	W	13-9	At Memphis, Tenn.
1969 (3-2-0)				
DATE	OPPONENT	W-L	SCORE	NOTES
Aug. 10	vs. Boston Patriots.....	L	13-21	Afternoon game/at Bowling Green, Ohio
Aug. 16	vs. Kansas City Chiefs.....	L	7-23	At Jackson, Miss.
Aug. 23	MIAMI DOLPHINS.....	W	28-21	
Aug. 30	at Pittsburgh Steelers.....	W	23-13	
Sept. 6	DENVER BRONCOS.....	W	13-11	
1970 (2-3-1)				
DATE	OPPONENT	W-L	SCORE	NOTES
Aug. 8	WASHINGTON REDSKINS.....	W	27-12	
Aug. 15	at Miami Dolphins.....	L	10-20	
Aug. 22	at St. Louis Cardinals.....	L	20-41	
Aug. 29	CLEVELAND BROWNS.....	W	31-24	
Sept. 5	at Green Bay Packers.....	T	10-10	At Milwaukee
Sept. 12	DETROIT LIONS.....	L	14-31	
1971 (5-0-1)				
DATE	OPPONENT	W-L	SCORE	NOTES
Aug. 7	at Miami Dolphins.....	W	27-10	
Aug. 14	at Detroit Lions.....	W	31-24	
Aug. 23	PITTSBURGH STEELERS.....	W	20-13	
Aug. 28	ST. LOUIS CARDINALS.....	W	22-21	
Sept. 4	GREEN BAY PACKERS.....	W	27-24	
Sept. 11	at Washington Redskins.....	T	17-17	
1972 (3-3-0)				
DATE	OPPONENT	W-L	SCORE	NOTES
Aug. 5	at Green Bay Packers.....	L	14-24	
Aug. 12	DETROIT LIONS.....	W	28-20	
Aug. 19	MIAMI DOLPHINS.....	L	17-35	
Aug. 28	at Philadelphia Eagles.....	W	34-20	
Sept. 3	VS. CLEVELAND BROWNS.....	W	27-21	Afternoon game/at Columbus, Ohio
Sept. 9	ATLANTA FALCONS.....	L	14-44	
1973 (4-2-0)				
DATE	OPPONENT	W-L	SCORE	NOTES
Aug. 4	at Miami Dolphins.....	L	13-14	
Aug. 11	PHILADELPHIA EAGLES.....	W	45-21	
Aug. 19	vs. Cleveland Browns.....	L	6-24	Afternoon game/at Columbus, Ohio
Aug. 24	at Detroit Lions.....	W	17-10	
Sept. 1	ATLANTA FALCONS.....	W	31-20	
Sept. 8	GREEN BAY PACKERS.....	W	13-10	
1974 (4-2-0)				
DATE	OPPONENT	W-L	SCORE	NOTES
Aug. 3	MIAMI DOLPHINS.....	W	19-13	
Aug. 10	PHILADELPHIA EAGLES.....	W	35-21	
Aug. 17	at Atlanta Falcons.....	W	*13-7	*OT
Aug. 26	DETROIT LIONS.....	W	27-14	
Sept. 1	VS. CLEVELAND BROWNS.....	L	17-21	Afternoon game/at Columbus, Ohio
Sept. 6	at Green Bay Packers.....	L	24-26	At Milwaukee
1975 (4-3-0)				
DATE	OPPONENT	W-L	SCORE	NOTES
Aug. 2	VS. WASHINGTON REDSKINS.....	L	9-17	Afternoon game/Hall of Fame Game at Canton, Ohio
Aug. 9	at Miami Dolphins.....	L	3-7	
Aug. 15	at Buffalo Bills.....	W	38-28	
Aug. 23	GREEN BAY PACKERS.....	W	27-10	
Aug. 28	at Philadelphia Eagles.....	L	20-30	
Sept. 6	at Detroit Lions.....	W	22-14	Afternoon game
Sept. 13	NEW ORLEANS SAINTS.....	W	20-0	
1976 (4-2-0)				
DATE	OPPONENT	W-L	SCORE	NOTES
July 31	at Green Bay Packers.....	W	23-17	
Aug. 7	BUFFALO BILLS.....	W	31-10	
Aug. 14	DETROIT LIONS.....	W	26-14	
Aug. 22	at Minnesota Vikings.....	L	17-23	Afternoon game
Aug. 28	at New Orleans Saints.....	L	10-13	
Sept. 4	at Tampa Bay Buccaneers.....	W	24-13	
1977 (5-1-0)				
DATE	OPPONENT	W-L	SCORE	NOTES
Aug. 6	at Green Bay Packers.....	L	20-23	
Aug. 13	TAMPA BAY BUCCANEERS.....	W	45-0	
Aug. 21	at Detroit Lions.....	W	17-13	Afternoon game
Aug. 27	at St. Louis Cardinals.....	W	33-9	
Sept. 3	MINNESOTA VIKINGS.....	W	26-7	
Sept. 10	at Chicago Bears.....	W	24-6	

1978 (2-2-0)				
DATE	OPPONENT	W-L	SCORE	NOTES
Aug. 5	at Tampa Bay Buccaneers.....	L	0-17	
Aug. 12	DETROIT LIONS.....	L	10-14	
Aug. 19	CHICAGO BEARS.....	W	27-3	
Aug. 26	at Green Bay Packers.....	W	17-14	At Milwaukee
1979 (2-2-0)				
DATE	OPPONENT	W-L	SCORE	NOTES
Aug. 4	at Detroit Lions.....	W	40-28	
Aug. 11	GREEN BAY PACKERS.....	W	20-5	
Aug. 18	at Chicago Bears.....	L	13-17	
Aug. 25	TAMPA BAY BUCCANEERS.....	L	13-24	
1980 (1-3-0)				
DATE	OPPONENT	W-L	SCORE	NOTES
Aug. 9	at Denver Broncos.....	L	6-17	
Aug. 16	CHICAGO BEARS.....	W	21-3	
Aug. 23	at Tampa Bay Buccaneers.....	L	*14-20	*OT
Aug. 30	DETROIT LIONS.....	L	10-15	
1981 (2-2-0)				
DATE	OPPONENT	W-L	SCORE	NOTES
Aug. 8	at Tampa Bay Buccaneers.....	W	24-17	
Aug. 15	at Detroit Lions.....	W	30-20	
Aug. 22	at Chicago Bears.....	L	21-24	
Aug. 29	DENVER BRONCOS.....	L	20-24	
1982 (1-3-0)				
DATE	OPPONENT	W-L	SCORE	NOTES
Aug. 13	at Kansas City Chiefs.....	L	20-26	
Aug. 20	at Green Bay Packers.....	L	27-41	At Milwaukee
Aug. 28	DETROIT LIONS.....	L	23-27	
Sept. 3	WASHINGTON REDSKINS.....	W	28-21	
1983 (0-4-0)				
DATE	OPPONENT	W-L	SCORE	NOTES
Aug. 6	KANSAS CITY CHIEFS.....	L	7-24	
Aug. 12	at Washington Redskins.....	L	23-27	
Aug. 18	N.Y. JETS.....	L	*17-20	*OT
Aug. 27	at Detroit Lions.....	L	7-34	
1984 (3-1-0)				
DATE	OPPONENT	W-L	SCORE	NOTES
Aug. 4	at N.Y. Jets.....	W	21-15	
Aug. 11	at Tampa Bay Buccaneers.....	L	13-21	
Aug. 18	at Chicago Bears.....	W	25-17	
Aug. 24	DETROIT LIONS.....	W	35-14	
1985 (2-2-0)				
DATE	OPPONENT	W-L	SCORE	NOTES
Aug. 10	KANSAS CITY CHIEFS.....	L	27-35	
Aug. 17	N.Y. JETS.....	W	24-20	
Aug. 23	at Detroit Lions.....	L	17-31	
Aug. 30	at Indianapolis Colts.....	W	31-21	
1986 (1-3-0)				
DATE	OPPONENT	W-L	SCORE	NOTES
Aug. 9	at Kansas City Chiefs.....	L	0-20	
Aug. 16	at N.Y. Jets.....	L	17-28	
Aug. 23	GREEN BAY PACKERS.....	W	34-12	
Aug. 29	DETROIT LIONS.....	L	20-30	
1987 (2-2-0)				
DATE	OPPONENT	W-L	SCORE	NOTES
Aug. 15	at Tampa Bay Buccaneers.....	W	31-30	
Aug. 22	at Detroit Lions.....	L	9-23	
Aug. 29	at Green Bay Packers.....	W	28-20	
Sept. 4	NEW ORLEANS SAINTS.....	L	14-26	
1988 (4-1-0)				
DATE	OPPONENT	W-L	SCORE	NOTES
July 30	vs. Los Angeles Rams.....	W	14-7	Afternoon game/Hall of Fame Game at Canton, Ohio
Aug. 6	at Kansas City Chiefs.....	L	21-34	
Aug. 13	at Buffalo Bills.....	W	24-13	
Aug. 20	DETROIT LIONS.....	W	24-7	
Aug. 26	at New England Patriots.....	W	27-21	
1989 (2-2-0)				
DATE	OPPONENT	W-L	SCORE	NOTES
Aug. 13	BUFFALO BILLS.....	W	24-20	
Aug. 19	at Detroit Lions.....	W	35-3	
Aug. 28	at New Orleans Saints.....	L	10-27	
Sept. 1	at Minnesota Vikings.....	L	10-17	
1990 (1-3-0)				
DATE	OPPONENT	W-L	SCORE	NOTES
Aug. 11	at Tampa Bay Buccaneers.....	L	17-30	
Aug. 18	at Atlanta Falcons.....	L	17-34	
Aug. 24	at New England Patriots.....	W	*13-10	*OT
Aug. 31	DETROIT LIONS.....	L	24-26	

1991 (2-2-0)				
DATE	OPPONENT	W-L	SCORE	NOTES
Aug. 2	at Detroit Lions.....	L	20-24	
Aug. 10	PHILADELPHIA EAGLES.....	L	24-29	
Aug. 17	MINNESOTA VIKINGS.....	W	*27-24	*OT
Aug. 24	at Green Bay Packers.....	W	*19-16	At Milwaukee/OT
1992 (2-2-0)				
DATE	OPPONENT	W-L	SCORE	NOTES
Aug. 9	at N.Y. Giants.....	L	7-13	
Aug. 15	at Philadelphia Eagles.....	L	17-27	
Aug. 22	INDIANAPOLIS COLTS.....	W	20-0	
Aug. 28	DETROIT LIONS.....	W	34-17	
1993 (2-2-0)				
DATE	OPPONENT	W-L	SCORE	NOTES
Aug. 7	N.Y. GIANTS.....	L	16-27	
Aug. 14	at Indianapolis Colts.....	W	24-7	
Aug. 20	at Detroit Lions.....	L	7-30	
Aug. 27	PHILADELPHIA EAGLES.....	W	23-3	
1994 (1-3-0)				
DATE	OPPONENT	W-L	SCORE	NOTES
Aug. 6	at Tampa Bay Buccaneers.....	L	16-17	
Aug. 13	INDIANAPOLIS COLTS.....	L	21-26	
Aug. 20	at Philadelphia Eagles.....	L	7-17	
Aug. 26	DETROIT LIONS.....	W	38-14	
1995 (1-3-0)				
DATE	OPPONENT	W-L	SCORE	NOTES
Aug. 4	at Indianapolis Colts.....	W	34-21	
Aug. 11	TAMPA BAY BUCCANEERS.....	L	7-31	
Aug. 17	at Detroit Lions.....	L	13-20	
Aug. 25	N.Y. JETS.....	L	24-30	
1996 (2-2-0)				
DATE	OPPONENT	W-L	SCORE	NOTES
Aug. 3	INDIANAPOLIS COLTS.....	W	28-25	
Aug. 10	at Arizona Cardinals.....	L	10-13	
Aug. 16	at Washington Redskins.....	W	28-7	
Aug. 23	DETROIT LIONS.....	L	17-24	Last game at "Riverfront" Stadium; renamed Cinergy Field for '96 regular season
1997 (2-2-0)				
DATE	OPPONENT	W-L	SCORE	NOTES
Aug. 1	at Indianapolis Colts.....	L	16-20	
Aug. 8	at Detroit Lions.....	W	27-23	
Aug. 16	MINNESOTA VIKINGS.....	W	37-13	
Aug. 22	SEATTLE SEAHAWKS.....	L	28-31	
1998 (1-3-0)				
DATE	OPPONENT	W-L	SCORE	NOTES
Aug. 8	at N.Y. Giants.....	L	17-24	
Aug. 17	INDIANAPOLIS COLTS.....	L	27-30	
Aug. 22	DETROIT LIONS.....	W	33-19	
Aug. 28	at Atlanta Falcons.....	L	0-17	
1999 (0-4-0)				
DATE	OPPONENT	W-L	SCORE	NOTES
Aug. 14	at Indianapolis Colts.....	L	17-20	
Aug. 20	at Detroit Lions.....	L	0-16	
Aug. 28	BUFFALO BILLS.....	L	3-30	
Sept. 3	ATLANTA FALCONS.....	L	16-28	
2000 (1-3-0)				
DATE	OPPONENT	W-L	SCORE	NOTES
Aug. 4	at Buffalo Bills.....	L	20-21	
Aug. 11	at Atlanta Falcons.....	L	16-31	
Aug. 19	CHICAGO BEARS.....	W	24-20	
Aug. 25	DETROIT LIONS.....	L	13-21	
2001 (1-3-0)				
DATE	OPPONENT	W-L	SCORE	NOTES
Aug. 4	at Chicago Bears.....	L	*13-16	*OT
Aug. 10	at Detroit Lions.....	W	27-24	
Aug. 25	BUFFALO BILLS.....	L	10-20	
Aug. 30	INDIANAPOLIS COLTS.....	L	17-23	
2002 (2-2-0)				
DATE	OPPONENT	W-L	SCORE	NOTES
Aug. 9	at Buffalo Bills.....	W	24-17	
Aug. 17	at Indianapolis Colts.....	W	22-10	
Aug. 24	NEW ORLEANS SAINTS.....	L	23-31	
Aug. 29	ATLANTA FALCONS.....	L	14-27	
2003 (1-3-0)				
DATE	OPPONENT	W-L	SCORE	NOTES
Aug. 10	at N.Y. Jets.....	L	13-28	Afternoon game
Aug. 16	DETROIT LIONS.....	W	23-10	
Aug. 23	TENNESSEE TITANS.....	L	15-23	
Aug. 29	at Indianapolis Colts.....	L	20-21	

(All-time results — preseason, continued)

2004 (2-2-0)

DATE	OPPONENT	W-L	SCORE	NOTES
Aug. 16	at Tampa Bay Buccaneers	L	6-20	
Aug. 21	NEW ENGLAND PATRIOTS	W	31-3	
Aug. 28	at Atlanta Falcons	L	10-37	
Sept. 3	INDIANAPOLIS COLTS	W	16-13	

2005 (2-2-0)

DATE	OPPONENT	W-L	SCORE	NOTES
Aug. 12	NEW ENGLAND PATRIOTS	L	13-23	
Aug. 19	at Washington Redskins	W	24-17	
Aug. 26	at Philadelphia Eagles	L	17-27	
Sept. 2	INDIANAPOLIS COLTS	W	38-0	

2006 (4-0-0)

DATE	OPPONENT	W-L	SCORE	NOTES
Aug. 13	WASHINGTON REDSKINS	W	19-3	
Aug. 18	at Buffalo Bills	W	44-31	
Aug. 28	GREEN BAY PACKERS	W	48-17	
Sept. 1	at Indianapolis Colts	W	20-3	

2007 (1-3-0)

DATE	OPPONENT	W-L	SCORE	NOTES
Aug. 9	at Detroit Lions	L	26-27	
Aug. 18	NEW ORLEANS SAINTS	L	19-27	
Aug. 27	at Atlanta Falcons	L	19-24	
Aug. 31	INDIANAPOLIS COLTS	W	14-6	

2008 (2-2-0)

DATE	OPPONENT	W-L	SCORE	NOTES
Aug. 11	at Green Bay Packers	W	20-17	
Aug. 17	DETROIT LIONS	L	10-27	
Aug. 23	NEW ORLEANS SAINTS	L	0-13	
Aug. 28	at Indianapolis Colts	W	27-7	

2009 (2-2-0)

DATE	OPPONENT	W-L	SCORE	NOTES
Aug. 14	at New Orleans Saints	L	7-17	
Aug. 20	at New England Patriots	W	7-6	
Aug. 27	ST. LOUIS RAMS	L	21-24	
Sept. 3	INDIANAPOLIS COLTS	W	38-7	

2010 (3-2-0)

DATE	OPPONENT	W-L	SCORE	NOTES
Aug. 8	VS. DALLAS COWBOYS	L	7-16	Hall of Fame Game at Canton, Ohio
Aug. 15	DENVER BRONCOS	W	33-24	
Aug. 20	PHILADELPHIA EAGLES	W	22-9	
Aug. 28	at Buffalo Bills	L	20-35	
Sept. 2	at Indianapolis Colts	W	30-28	

2011 (1-3-0)

DATE	OPPONENT	W-L	SCORE	NOTES
Aug. 12	at Detroit Lions	L	3-34	
Aug. 21	at N.Y. Jets	L	7-27	
Aug. 25	CAROLINA PANTHERS	W	24-13	
Sept. 1	INDIANAPOLIS COLTS	L	13-17	

2012 (2-2-0)

DATE	OPPONENT	W-L	SCORE	NOTES
Aug. 10	N.Y. JETS	W	17-6	
Aug. 16	at Atlanta Falcons	W	24-19	
Aug. 23	GREEN BAY PACKERS	L	13-27	
Aug. 30	at Indianapolis Colts	L	16-20	

2013 (3-1-0)

DATE	OPPONENT	W-L	SCORE	NOTES
Aug. 8	at Atlanta Falcons	W	34-10	
Aug. 17	TENNESSEE TITANS	W	27-19	
Aug. 24	at Dallas Cowboys	L	18-24	
Aug. 29	INDIANAPOLIS COLTS	W	27-10	

2014 (2-2-0)

DATE	OPPONENT	W-L	SCORE	NOTES
Aug. 7	at Kansas City Chiefs	L	39-41	
Aug. 16	N.Y. JETS	L	17-25	
Aug. 24	at Arizona Cardinals	W	19-13	
Aug. 28	INDIANAPOLIS COLTS	W	35-7	

2015 (3-1-0)

DATE	OPPONENT	W-L	SCORE	NOTES
Aug. 14	N.Y. GIANTS	W	23-10	
Aug. 24	at Tampa Bay Buccaneers	L	11-25	
Aug. 29	CHICAGO BEARS	W	21-10	
Sept. 3	at Indianapolis Colts	W	9-6	

2016 (1-3-0)

DATE	OPPONENT	W-L	SCORE	NOTES
Aug. 12	MINNESOTA VIKINGS	L	16-17	
Aug. 18	at Detroit Lions	W	30-14	
Aug. 28	at Jacksonville Jaguars	L	21-26	
Sept. 1	INDIANAPOLIS COLTS	L	10-13	

2017 (1-3-0)

DATE	OPPONENT	W-L	SCORE	NOTES
Aug. 11	TAMPA BAY BUCCANEERS	W	23-12	
Aug. 19	KANSAS CITY CHIEFS	L	12-30	
Aug. 27	at Washington Redskins	L	17-23	
Aug. 31	at Indianapolis Colts	L	6-7	

2018 (3-1-0)

DATE	OPPONENT	W-L	SCORE	NOTES
Aug. 9	CHICAGO BEARS	W	30-27	
Aug. 18	at Dallas Cowboys	W	21-13	
Aug. 26	at Buffalo Bills	W	26-13	
Aug. 30	INDIANAPOLIS COLTS	L	26-27	

2019 (1-3-0)

DATE	OPPONENT	W-L	SCORE	NOTES
Aug. 10	at Kansas City Chiefs	L	17-38	
Aug. 15	at Washington Redskins	W	23-13	
Aug. 22	N.Y. GIANTS	L	23-25	
Aug. 29	INDIANAPOLIS COLTS	L	6-13	

2020 (0-0-0)

DATE	OPPONENT	W-L	SCORE	NOTES
Aug. 15	at Kansas City Chiefs	—	—	Game cancelled*
Aug. 21	MINNESOTA VIKINGS	—	—	Game cancelled*
Aug. 28	at Atlanta Falcons	—	—	Game cancelled*
Sept. 3	INDIANAPOLIS COLTS	—	—	Game cancelled*

* 2020 NFL preseason was cancelled due to COVID-19 pandemic.

ALL-TIME RESULTS — BY OPPONENT

(The years listed are the seasons in which games were scheduled, not necessarily the calendar years in which games were played.)

ARIZONA CARDINALS

Regular-season series tied, 6-6-0
(Franchise was located in St. Louis through 1987, and it was known as the Phoenix Cardinals from 1988-93)

YEAR	DATE	SITE	W-L	SCORE
1973	Nov. 25	Cincinnati	W	42-24
1979	Nov. 25	Cincinnati	W	34-28
1985	Sept. 15	St. Louis	L	27-41
1988	Sept. 4	Cincinnati	W	21-14
1994	Dec. 18	Arizona	L	7-28
1997	Aug. 31	Cincinnati	W	24-21
2000	Dec. 3	Cincinnati	W	24-13
2003	Nov. 2	Arizona	L	14-17
2007	Nov. 18	Cincinnati	L	27-35
2011	Dec. 24	Cincinnati	W	23-16
2015	Nov. 22	Arizona	L	31-34
2019	Oct. 6	Cincinnati	L	23-26

ATLANTA FALCONS

Bengals lead regular-season series, 9-5-0

YEAR	DATE	SITE	W-L	SCORE
1971	Nov. 7	Cincinnati	L	6-9
1975	Oct. 26	Atlanta	W	21-14
1978	Dec. 3	Cincinnati	W	37-7
1981	Dec. 20	Atlanta	W	30-28
1984	Nov. 25	Cincinnati	W	35-14
1987	Nov. 15	Atlanta	W	16-10
1990	Oct. 28	Atlanta	L	17-38
1993	Dec. 26	Cincinnati	W	21-17
1996	Nov. 24	Cincinnati	W	41-31
2002	Sept. 22	Atlanta	L	3-30
2006	Oct. 29	Cincinnati	L	27-29
2010	Oct. 24	Atlanta	L	32-39
2014	Sept. 14	Cincinnati	W	24-10
2018	Sept. 30	Atlanta	W	37-36

BALTIMORE RAVENS

Ravens lead regular-season series, 27-23-0

YEAR	DATE	SITE	W-L	SCORE
1996	Nov. 3	Baltimore	W	24-21
	Dec. 8	Cincinnati	W	21-14
1997	Sept. 7	Baltimore	L	10-23
	Dec. 21	Cincinnati	W	16-14
1998	Sept. 27	Baltimore	L	24-31
	Nov. 22	Cincinnati	L	13-20
1999	Nov. 21	Cincinnati	L	31-34
	Dec. 26	Baltimore	L	0-22
2000	Sept. 24	Baltimore	L	0-37
	Nov. 5	Cincinnati	L	7-27
2001	Sept. 23	Cincinnati	W	21-10
	Dec. 23	Baltimore	L	0-16
2002	Nov. 10	Baltimore	L	27-38
	Dec. 1	Cincinnati	L	23-27
2003	Oct. 19	Cincinnati	W	34-26
	Dec. 7	Baltimore	L	13-31
2004	Sept. 26	Cincinnati	L	9-23
	Dec. 5	Baltimore	W	27-26
2005	Nov. 6	Baltimore	W	21-9
	Nov. 27	Cincinnati	W	42-29
2006	Nov. 5	Baltimore	L	20-26
	Nov. 30	Cincinnati	W	13-7
2007	Sept. 10	Cincinnati	W	27-20
	Nov. 11	Baltimore	W	21-7
2008	Sept. 7	Baltimore	L	10-17
	Nov. 30	Cincinnati	L	3-34
2009	Oct. 11	Baltimore	W	17-14
	Nov. 8	Cincinnati	W	17-7
2010	Sept. 19	Cincinnati	W	15-10
	Jan. 2	Baltimore	L	7-13
2011	Nov. 20	Baltimore	L	24-31
	Jan. 1	Cincinnati	L	16-24
2012	Sept. 10	Baltimore	L	13-44
	Dec. 30	Cincinnati	W	23-17
2013	Nov. 10	Baltimore	L (OT)	17-20
	Dec. 29	Cincinnati	W	34-17
2014	Sept. 7	Baltimore	W	23-16
	Oct. 26	Cincinnati	W	27-24
2015	Sept. 27	Baltimore	W	28-24
	Jan. 3	Cincinnati	W	24-16
2016	Nov. 27	Baltimore	L	14-19
	Jan. 1	Cincinnati	W	27-10
2017	Sept. 10	Cincinnati	L	0-20
	Dec. 31	Baltimore	W	31-27
2018	Sept. 13	Cincinnati	W	34-23
	Nov. 18	Baltimore	L	21-24
2019	Oct. 13	Baltimore	L	17-23
	Nov. 10	Cincinnati	L	13-49
2020	Oct. 11	Baltimore	L	3-27
	Jan. 3	Cincinnati	L	3-38

BUFFALO BILLS

Bills lead regular-season series, 17-13-0

YEAR	DATE	SITE	W-L	SCORE
1968	Sept. 22	Cincinnati	W	34-23
1969	Nov. 30	Buffalo	L	13-16
1970	Nov. 8	Buffalo	W	43-14
1973	Nov. 11	Buffalo	W	16-13
1975	Nov. 17	Cincinnati	W	33-24
1978	Oct. 22	Buffalo	L	0-5
1979	Sept. 9	Buffalo	L	24-51
1980	Nov. 16	Cincinnati	L	0-14
1981	Sept. 27	Cincinnati	W (OT)	27-24
	Jan. 3	Cincinnati**	W	28-21
1983	Sept. 11	Cincinnati	L	6-10
1984	Dec. 16	Cincinnati	W	52-21
1985	Nov. 3	Buffalo	W	23-17
1986	Sept. 14	Cincinnati	W (OT)	36-33
1988	Nov. 27	Cincinnati	W	35-21
	Jan. 8	Cincinnati***	W	21-10
1989	Nov. 26	Buffalo	L	7-24
1991	Oct. 21	Buffalo	L	16-35
1996	Nov. 17	Buffalo	L	17-31
1998	Dec. 6	Cincinnati	L	20-33
2002	Dec. 29	Buffalo	L	9-27
2003	Oct. 5	Buffalo	L (OT)	16-22
2004	Dec. 19	Cincinnati	L	17-33
2005	Dec. 24	Cincinnati	L	27-37
2007	Nov. 4	Buffalo	L	21-33
2010	Nov. 21	Cincinnati	L	31-49
2011	Oct. 2	Cincinnati	W	23-20
2013	Oct. 13	Buffalo	W (OT)	27-24
2015	Oct. 18	Buffalo	W	34-21
2016	Nov. 20	Cincinnati	L	12-16
2017	Oct. 8	Cincinnati	W	20-16
2019	Sept. 22	Buffalo	L	17-21

AFC Divisional Playoff; *AFC Championship

CAROLINA PANTHERS

Panthers lead regular-season series, 3-2-1

YEAR	DATE	SITE	W-L	SCORE
1999	Sept. 26	Carolina	L	3-27
2002	Dec. 8	Carolina	L	31-52
2006	Oct. 22	Cincinnati	W	17-14
2010	Sept. 26	Carolina	W	20-7
2014	Oct. 12	Cincinnati	T (OT)	37-37
2018	Sept. 23	Carolina	L	21-31

CHICAGO BEARS

Bengals lead regular-season series, 6-5-0

YEAR	DATE	SITE	W-L	SCORE
1972	Nov. 26	Chicago	W	13-3
1980	Dec. 14	Chicago	W (OT)	17-14
1986	Sept. 28	Cincinnati	L	7-44
1989	Sept. 10	Chicago	L	14-17
1992	Nov. 8	Chicago	W (OT)	31-28
1995	Dec. 10	Cincinnati	W	16-10
2001	Oct. 21	Cincinnati	L	0-24
2005	Sept. 25	Chicago	W	24-7
2009	Oct. 25	Cincinnati	W	45-10
2013	Sept. 8	Chicago	L	21-24
2017	Dec. 10	Cincinnati	L	7-33

CLEVELAND BROWNS

Bengals lead regular-season series, 51-44-0

YEAR	DATE	SITE	W-L	SCORE
1970	Oct. 11	Cleveland	L	27-30
	Nov. 15	Cincinnati	W	14-10
1971	Oct. 17	Cincinnati	L	24-27
	Dec. 5	Cleveland	L	27-31
1972	Oct. 1	Cleveland	L	6-27
	Dec. 9	Cincinnati	L	24-27
1973	Oct. 7	Cleveland	L	10-17
	Dec. 9	Cincinnati	W	34-17
1974	Sept. 15	Cincinnati	W	33-7
	Oct. 13	Cleveland	W	34-24
1975	Sept. 21	Cincinnati	W	24-17
	Nov. 23	Cleveland	L	23-35
1976	Oct. 3	Cleveland	W	45-24
	Oct. 31	Cincinnati	W	21-6
1977	Sept. 18	Cincinnati	L	3-13
	Nov. 6	Cleveland	W	10-7
1978	Sept. 10	Cleveland	L (OT)	10-13
	Dec. 17	Cincinnati	W	48-16
1979	Oct. 21	Cleveland	L	27-28
	Dec. 16	Cincinnati	W	16-12
1980	Nov. 23	Cleveland	L	7-31
	Dec. 21	Cincinnati	L	24-27
1981	Sept. 20	Cincinnati	L	17-20
	Nov. 29	Cleveland	W	41-21
1982	Sept. 27	Cleveland	CANCELED	
	Dec. 12	Cincinnati	W	23-10
1983	Sept. 15	Cleveland	L	7-17
	Oct. 23	Cincinnati	W	28-21
1984	Oct. 21	Cincinnati	W	12-9
	Dec. 2	Cleveland	W (OT)	20-17
1985	Nov. 10	Cincinnati	W	27-10
	Nov. 24	Cleveland	L	6-24
1986	Sept. 18	Cleveland	W	30-13
	Dec. 14	Cincinnati	L	3-34
1987	Oct. 18	Cincinnati	L	0-34
	Dec. 13	Cleveland	L	24-38
1988	Sept. 25	Cincinnati	W	24-17
	Oct. 30	Cleveland	L	16-23
1989	Sept. 25	Cincinnati	W	21-14
	Dec. 3	Cleveland	W	21-0
1990	Oct. 22	Cleveland	W	34-13
	Dec. 30	Cincinnati	W	21-14
1991	Sept. 15	Cleveland	L	13-14
	Nov. 3	Cincinnati	W	23-21
1992	Nov. 1	Cincinnati	W	30-10
	Dec. 6	Cleveland	L	21-37
1993	Sept. 5	Cleveland	L	14-27
	Oct. 17	Cincinnati	L	17-28
1994	Sept. 4	Cincinnati	L	20-28
	Oct. 23	Cleveland	L	13-37
1995	Oct. 29	Cincinnati	L (OT)	26-29
	Dec. 17	Cleveland	L	10-26
1999	Oct. 10	Cleveland	W	18-17
	Dec. 12	Cincinnati	W	44-28
2000	Sept. 10	Cincinnati	L	7-24
	Oct. 29	Cleveland	W	12-3
2001	Oct. 14	Cincinnati	W	24-14
	Nov. 25	Cleveland	L	0-18
2002	Sept. 15	Cleveland	L	7-20
	Nov. 17	Cincinnati	L	20-27
2003	Sept. 28	Cleveland	W	21-14
	Dec. 28	Cincinnati	L	14-22
2004	Oct. 17	Cleveland	L	17-34
	Nov. 28	Cincinnati	W	58-48
2005	Sept. 11	Cleveland	W	27-13
	Dec. 11	Cincinnati	W	23-20
2006	Sept. 17	Cincinnati	W	34-17
	Nov. 26	Cleveland	W	30-0
2007	Sept. 16	Cleveland	L	45-51
	Dec. 23	Cincinnati	W	19-14
2008	Sept. 28	Cincinnati	L	12-20
	Dec. 21	Cleveland	W	14-0
2009	Oct. 4	Cleveland	W (OT)	23-20
	Nov. 29	Cincinnati	W	16-7
2010	Oct. 3	Cleveland	L	20-23
	Dec. 19	Cincinnati	W	19-17
2011	Sept. 11	Cleveland	W	27-17
	Nov. 27	Cincinnati	W	23-20
2012	Sept. 16	Cincinnati	W	34-27
	Oct. 14	Cleveland	L	24-34
2013	Sept. 29	Cleveland	L	6-17
	Nov. 17	Cincinnati	W	41-20
2014	Nov. 6	Cincinnati	L	3-24
	Dec. 14	Cleveland	W	30-0
2015	Nov. 5	Cincinnati	W	31-10
	Dec. 6	Cleveland	W	37-3
2016	Oct. 23	Cincinnati	W	31-17
	Dec. 11	Cleveland	W	23-10
2017	Oct. 1	Cleveland	W	31-7
	Nov. 26	Cincinnati	W	30-16
2018	Nov. 25	Cincinnati	L	20-35
	Dec. 23	Cleveland	L	18-26
2019	Dec. 8	Cleveland	L	19-27
	Dec. 29	Cincinnati	W	33-23
2020	Sept. 17	Cleveland	L	30-35
	Oct. 25	Cincinnati	L	34-37

DALLAS COWBOYS

Cowboys lead regular-season series, 9-4-0

YEAR	DATE	SITE	W-L	SCORE
1973	Nov. 4	Dallas	L	10-38
1979	Sept. 30	Dallas	L	13-38
1982	Oct. 24	Cincinnati	CANCELED	
1985	Dec. 8	Cincinnati	W	50-24
1988	Nov. 20	Dallas	W	38-24
1991	Oct. 13	Dallas	L	23-35
1994	Oct. 30	Cincinnati	L	20-23
1997	Dec. 14	Cincinnati	W	31-24
2000	Nov. 12	Dallas	L	6-23
2004	Nov. 7	Cincinnati	W	26-3
2008	Oct. 5	Dallas	L	22-31
2012	Dec. 9	Cincinnati	L	19-20
2016	Oct. 9	Dallas	L	14-28
2020	Dec. 13	Cincinnati	L	7-30

DENVER BRONCOS

Broncos lead regular-season series, 22-10-0

YEAR	DATE	SITE	W-L	SCORE
1968	Sept. 15	Cincinnati	W	24-10
	Oct. 6	Denver	L	7-10
1969	Oct. 19	Cincinnati	L	23-30
	Dec. 14	Denver	L	16-27
1971	Nov. 14	Denver	W	24-10
1972	Oct. 8	Cincinnati	W	21-10
1973	Sept. 16	Denver	L	10-28
1975	Nov. 9	Denver	W	17-16
1976	Sept. 12	Cincinnati	W	17-7
1977	Oct. 23	Cincinnati	L	13-24
1979	Sept. 2	Denver	L	0-10
1981	Nov. 22	Cincinnati	W	38-21
1983	Oct. 16	Denver	L	17-24
1984	Sept. 2	Denver	L	17-20
1986	Nov. 30	Denver	L	28-34
1991	Sept. 1	Denver	L	14-45
1994	Nov. 27	Denver	L	13-15
1996	Sept. 29	Cincinnati	L	10-14
1997	Sept. 21	Denver	L	20-38
1998	Nov. 1	Cincinnati	L	26-33
2000	Oct. 22	Cincinnati	W	31-21
2003	Sept. 7	Cincinnati	L	10-30
2004	Oct. 25	Cincinnati	W	23-10
2006	Dec. 24	Denver	L	23-24
2009	Sept. 13	Cincinnati	L	7-12
2011	Sept. 18	Denver	L	22-24
2012	Nov. 4	Cincinnati	L	23-31
2014	Dec. 22	Cincinnati	W	37-28
2015	Dec. 28	Denver	L (OT)	17-20
2016	Sept. 25	Cincinnati	L	17-29
2017	Nov. 19	Denver	W	20-17
2018	Dec. 2	Cincinnati	L	10-24

DETROIT LIONS

Bengals lead regular-season series, 9-3-0

YEAR	DATE	SITE	W-L	SCORE
1970	Sept. 27	Detroit	L	3-38
1974	Dec. 8	Cincinnati	L	19-23
1983	Dec. 11	Cincinnati	W	17-9
1986	Nov. 2	Detroit	W	24-17
1989	Nov. 19	Cincinnati	W	42-7
1992	Nov. 22	Cincinnati	L	13-19
1998	Sept. 13	Detroit	W (OT)	34-28
2001	Oct. 28	Detroit	W	31-27
2005	Dec. 18	Detroit	W	41-17
2009	Dec. 6	Cincinnati	W	23-13
2013	Oct. 20	Detroit	W	27-24
2017	Dec. 24	Cincinnati	W	26-17

GREEN BAY PACKERS

Bengals lead regular-season series, 7-6-0

YEAR	DATE	SITE	W-L	SCORE
1971	Oct. 3	Green Bay	L	17-20
1976	Sept. 26	Cincinnati	W	28-7
1977	Oct. 9	Milwaukee	W	17-7
1980	Oct. 5	Green Bay	L	9-14
1983	Oct. 30	Cincinnati	W	34-14
1986	Oct. 5	Milwaukee	W	34-28
1992	Sept. 20	Green Bay	L	23-24
1995	Dec. 3	Green Bay	L	10-24
1998	Sept. 20	Cincinnati	L	6-13
2005	Oct. 30	Cincinnati	W	21-14
2009	Sept. 20	Green Bay	W	31-24
2013	Sept. 22	Cincinnati	W	34-30
2017	Sept. 24	Green Bay	L (OT)	24-27

HOUSTON TEXANS

Texans lead regular-season series, 6-5-0

Texans lead postseason series, 2-0

YEAR	DATE	SITE	W-L	SCORE
2002	Nov. 3	Houston	W	38-3
2003	Nov. 9	Cincinnati	W	34-27
2005	Oct. 2	Cincinnati	W	16-10
2008	Oct. 26	Houston	L	6-35
2009	Oct. 18	Cincinnati	L	17-28
2011	Dec. 11	Cincinnati	L	19-20
	Jan. 7	Houston*	L	10-31
2012	Jan. 5	Houston*	L	13-19
2014	Nov. 23	Houston	W	22-13
2015	Nov. 16	Cincinnati	L	6-10
2016	Dec. 24	Houston	L	10-12
2017	Sept. 14	Cincinnati	L	9-13
2020	Dec. 27	Houston	W	37-31

*AFC Wild Card Playoff

INDIANAPOLIS COLTS

Colts lead regular-season series, 18-12-0

Colts lead postseason series, 2-0

(Franchise was located in Baltimore through 1983)

YEAR	DATE	SITE	W-L	SCORE
1970	Dec. 26	Baltimore**	L	0-17
1972	Nov. 19	Cincinnati	L	19-20
1974	Nov. 3	Baltimore	W	24-14
1976	Sept. 19	Baltimore	L	27-28
1979	Nov. 4	Baltimore	L	28-38
1980	Dec. 7	Cincinnati	W	34-33
1981	Oct. 11	Baltimore	W	41-19
1982	Dec. 5	Baltimore	W	20-17
1983	Oct. 2	Cincinnati	L	31-34
1987	Sept. 13	Indianapolis	W	23-21
1989	Oct. 22	Cincinnati	L	12-23
1990	Nov. 25	Cincinnati	L	20-34
1992	Dec. 27	Cincinnati	L	17-21
1993	Sept. 12	Cincinnati	L	6-9
1994	Nov. 20	Cincinnati	L	13-17
1995	Sept. 3	Indianapolis	W (OT)	24-21
1996	Dec. 22	Cincinnati	W	31-24
1997	Nov. 9	Indianapolis	W	28-13
1998	Dec. 13	Indianapolis	L	26-39
1999	Oct. 24	Indianapolis	L	10-31
2002	Oct. 6	Indianapolis	L	21-28
2005	Nov. 20	Cincinnati	L	37-45
2006	Dec. 18	Indianapolis	L	16-34
2008	Dec. 7	Indianapolis	L	3-35
2010	Nov. 14	Indianapolis	L	17-23
2011	Oct. 16	Cincinnati	W	27-17
2013	Dec. 8	Cincinnati	W	42-28
2014	Oct. 19	Indianapolis	L	0-27
	Jan. 4	Indianapolis*	L	10-26
2017	Oct. 29	Cincinnati	W	24-23
2018	Sept. 9	Indianapolis	W	34-23
2020	Oct. 18	Indianapolis	L	27-31

*AFC Wild Card Playoff; **AFC Divisional Playoff

JACKSONVILLE JAGUARS

Jaguars lead regular-season series, 13-10-0

YEAR	DATE	SITE	W-L	SCORE
1995	Sept. 10	Cincinnati	W	24-17
	Nov. 26	Jacksonville	W	17-13
1996	Oct. 27	Cincinnati	W	28-21
	Dec. 1	Jacksonville	L	27-30
1997	Oct. 5	Jacksonville	L	13-21
	Nov. 23	Cincinnati	W	31-26
1998	Nov. 8	Jacksonville	L	11-24
	Nov. 29	Cincinnati	L	17-34
1999	Oct. 31	Cincinnati	L	10-41
	Jan. 2	Jacksonville	L	7-24
2000	Sept. 17	Jacksonville	L	0-13
	Dec. 17	Cincinnati	W	17-14
2001	Nov. 11	Jacksonville	L	13-30
	Dec. 9	Cincinnati	L	10-14
2002	Dec. 15	Cincinnati	L	15-29
2005	Oct. 9	Jacksonville	L	20-23
2008	Nov. 2	Cincinnati	W	21-19
2011	Oct. 9	Jacksonville	W	30-20
2012	Sept. 30	Jacksonville	W	27-10
2014	Nov. 2	Cincinnati	W	33-23
2017	Nov. 5	Jacksonville	L	7-23
2019	Oct. 20	Cincinnati	L	17-27
2020	Oct. 4	Cincinnati	W	33-25

KANSAS CITY CHIEFS

Bengals lead regular-season series, 15-14-0

YEAR	DATE	SITE	W-L	SCORE
1968	Oct. 13	Kansas City	L	3-13
	Nov. 10	Cincinnati	L	9-16
1969	Sept. 28	Cincinnati	W	24-19
	Oct. 26	Kansas City	L	22-42
1970	Oct. 18	Cincinnati	L	19-27
1972	Oct. 15	Kansas City	W	23-16
1973	Oct. 21	Cincinnati	W	14-6
1974	Nov. 24	Cincinnati	W	33-6
1976	Nov. 21	Kansas City	W	27-24
1977	Dec. 4	Kansas City	W	27-7
1978	Sept. 3	Cincinnati	L	23-24
1979	Oct. 7	Cincinnati	L	7-10
1980	Nov. 30	Kansas City	W	20-6
1983	Nov. 13	Kansas City	L	15-20
1984	Sept. 9	Cincinnati	L	22-27
1986	Sept. 7	Kansas City	L	30-24
1987	Dec. 6	Cincinnati	W (OT)	34-27
1988	Nov. 13	Kansas City	L	28-31
1989	Oct. 1	Kansas City	W	21-17
1993	Oct. 10	Kansas City	L	15-17
2003	Nov. 16	Cincinnati	W	24-19
2005	Jan. 1	Kansas City	L	3-37
2006	Sept. 10	Kansas City	W	23-10
2007	Oct. 14	Kansas City	L	20-27
2008	Dec. 28	Cincinnati	W	16-6
2009	Dec. 27	Cincinnati	W	17-10
2012	Nov. 18	Kansas City	W	28-6
2015	Oct. 4	Cincinnati	W	36-21
2018	Oct. 21	Kansas City	L	10-45

(All-time results — by opponent, cont.)

LOS ANGELES CHARGERS

Chargers lead regular-season series, 21-14-0

Postseason series tied, 1-1

(Franchise was located in San Diego through 2016)

YEAR	DATE	SITE	W-L	SCORE
1968	Sept. 6	San Diego	L	13-29
	Sept. 29	Cincinnati	L	10-31
1969	Sept. 21	Cincinnati	W	34-20
	Oct. 4	San Diego	L	14-21
1970	Dec. 6	San Diego	W	17-14
1971	Nov. 28	Cincinnati	W	31-0
1973	Sept. 30	San Diego	W	20-13
1974	Sept. 22	Cincinnati	L	17-20
1975	Dec. 21	Cincinnati	W	47-17
1977	Oct. 2	San Diego	L	3-24
1978	Nov. 5	San Diego	L	13-22
1979	Nov. 11	Cincinnati	L	24-26
1980	Nov. 2	Cincinnati	L	14-31
1981	Nov. 8	San Diego	W	40-17
	Jan. 10	Cincinnati***	W	27-7
1982	Dec. 20	San Diego	L	34-50
1985	Sept. 22	Cincinnati	L	41-44
1987	Oct. 4	Cincinnati	L	9-10
1988	Dec. 4	Cincinnati	W	27-10
1990	Sept. 16	San Diego	W	21-16
1992	Dec. 13	San Diego	L	10-27
1994	Sept. 11	San Diego	L	10-27
1996	Sept. 8	San Diego	L	14-27
1997	Nov. 2	Cincinnati	W	38-31
1999	Sept. 19	Cincinnati	L	7-34
2001	Sept. 30	San Diego	L	14-28
2002	Sept. 8	Cincinnati	L	6-34
2003	Nov. 23	San Diego	W	34-27
2006	Nov. 12	Cincinnati	L	41-49
2009	Dec. 20	San Diego	L	24-27
2010	Dec. 26	Cincinnati	W	34-20
2012	Dec. 2	San Diego	W	20-13
2013	Dec. 1	San Diego	W	17-10
	Jan. 5	Cincinnati*	L	10-27
2015	Sept. 20	Cincinnati	W	24-19
2018	Dec. 9	Los Angeles	L	21-26
2020	Sept. 13	Cincinnati	L	13-16

*AFC Wild Card Playoff; **AFC Championship

LOS ANGELES RAMS

Bengals lead regular-season series, 8-6-0

(Franchise was located in St. Louis from 1995-2015)

YEAR	DATE	SITE	W-L	SCORE
1972	Oct. 22	Los Angeles	L	12-15
1976	Nov. 8	Cincinnati	W	20-12
1978	Dec. 11	Los Angeles	W	20-19
1981	Nov. 15	Cincinnati	W	24-10
1984	Sept. 23	Cincinnati	L	14-24
1987	Sept. 27	Los Angeles	CANCELED	
1990	Oct. 7	Los Angeles	W (OT)	34-31
1993	Dec. 19	Cincinnati	W	15-3
1996	Sept. 1	St. Louis	L	16-26
1999	Oct. 3	Cincinnati	L	10-38
2003	Dec. 21	St. Louis	L	10-27
2007	Dec. 9	Cincinnati	W	19-10
2011	Dec. 18	St. Louis	W	20-13
2015	Nov. 29	Cincinnati	W	31-7
2019	Oct. 27	London, England	L	10-24

MIAMI DOLPHINS

Dolphins lead regular-season series, 17-7-0

Dolphins lead postseason series, 1-0

YEAR	DATE	SITE	W-L	SCORE
1968	Oct. 20	Cincinnati	L	22-24
	Nov. 17	Miami	W	38-21
1969	Sept. 14	Cincinnati	W	27-21
1971	Oct. 10	Cincinnati	L	13-23
1973	Dec. 23	Miami**	L	16-34
1974	Dec. 2	Miami	L	3-24
1977	Nov. 20	Cincinnati	W	23-17
1978	Oct. 9	Miami	L	0-21
1980	Sept. 14	Miami	L	16-17
1982	Oct. 3	Cincinnati	CANCELED	
1983	Nov. 28	Miami	L	14-38
1987	Nov. 8	Cincinnati	L	14-20
1989	Oct. 15	Cincinnati	L	13-20
1991	Dec. 9	Miami	L	13-37
1994	Oct. 2	Cincinnati	L	7-23
1995	Oct. 1	Cincinnati	L	23-26
2000	Oct. 1	Cincinnati	L	16-31
2004	Sept. 19	Cincinnati	W	16-13
2007	Dec. 30	Miami	W	38-25
2010	Oct. 31	Cincinnati	L	14-22
2012	Oct. 7	Cincinnati	L	13-17
2013	Oct. 31	Miami	L (OT)	20-22
2016	Sept. 29	Cincinnati	W	22-7
2018	Oct. 7	Cincinnati	W	27-17
2019	Dec. 22	Miami	L (OT)	35-38
2020	Dec. 6	Miami	L	7-19

**AFC Divisional Playoff

MINNESOTA VIKINGS

Vikings lead regular-season series, 7-6-0

YEAR	DATE	SITE	W-L	SCORE
1973	Dec. 2	Cincinnati	W	27-0
1977	Nov. 13	Minnesota	L	10-42
1980	Oct. 19	Cincinnati	W	14-0
1983	Dec. 17	Minnesota	L	14-20
1986	Nov. 23	Cincinnati	W	24-20
1989	Dec. 25	Minnesota	L	21-29
1992	Sept. 27	Cincinnati	L	7-42
1995	Dec. 24	Cincinnati	W	27-24
1998	Nov. 15	Minnesota	L	3-24
2005	Sept. 18	Cincinnati	W	37-8
2009	Dec. 13	Minnesota	L	10-30
2013	Dec. 22	Cincinnati	W	42-14
2017	Dec. 17	Minnesota	L	7-34

NEW ENGLAND PATRIOTS

Patriots lead regular-season series, 17-9-0

(Franchise was known as the Boston Patriots through 1970)

YEAR	DATE	SITE	W-L	SCORE
1968	Dec. 1	Boston	L	14-33
1969	Nov. 16	Cincinnati	L	14-25
1970	Dec. 20	Cincinnati	W	45-7
1972	Sept. 17	New England	W	31-7
1975	Oct. 12	Cincinnati	W	27-10
1978	Oct. 15	Cincinnati	L	3-10
1979	Sept. 16	Cincinnati	L	14-20
1982	Oct. 10	New England	CANCELED	
1984	Oct. 14	New England	L	14-20
1985	Dec. 22	New England	L	23-34
1986	Dec. 7	New England	W	31-7
1988	Oct. 16	New England	L	21-27
1990	Sept. 23	Cincinnati	W	41-7
1991	Dec. 22	Cincinnati	W	29-7
1992	Dec. 20	Cincinnati	W	20-10
1993	Dec. 12	New England	L	2-7
1994	Sept. 18	Cincinnati	L	28-31
2000	Nov. 19	New England	L	13-16
2001	Sept. 9	Cincinnati	W	23-17
2004	Dec. 12	New England	L	28-35
2006	Oct. 1	Cincinnati	L	13-38
2007	Oct. 1	Cincinnati	L	13-34
2010	Sept. 12	New England	L	24-38
2013	Oct. 6	Cincinnati	W	13-6
2014	Oct. 5	New England	L	17-43
2016	Oct. 16	New England	L	17-35
2019	Dec. 15	Cincinnati	L	13-34

NEW ORLEANS SAINTS

Regular-season series tied, 7-7-0

YEAR	DATE	SITE	W-L	SCORE
1970	Nov. 29	Cincinnati	W	26-6
1975	Sept. 28	New Orleans	W	21-0
1978	Sept. 24	Cincinnati	L	18-20
1981	Oct. 25	New Orleans	L	7-17
1984	Dec. 9	New Orleans	W	24-21
1987	Dec. 20	Cincinnati	L	24-41
1990	Nov. 4	Cincinnati	L	7-21
1993	Jan. 2	New Orleans	L	13-20
1996	Sept. 15	Cincinnati	W	30-15
2002	Dec. 22	Cincinnati	W	20-13
2006	Nov. 19	New Orleans	W	31-16
2010	Dec. 5	Cincinnati	L	30-34
2014	Nov. 16	New Orleans	W	27-10
2018	Nov. 11	Cincinnati	L	14-51

N.Y. GIANTS

Bengals lead regular-season series, 6-5-0

YEAR	DATE	SITE	W-L	SCORE
1972	Dec. 3	Cincinnati	W	13-10
1977	Nov. 27	Cincinnati	W	30-13
1982	Oct. 17	New York	CANCELED	
1985	Oct. 13	Cincinnati	W	35-30
1991	Dec. 1	Cincinnati	W	27-24
1994	Dec. 11	New York	L	20-27
1997	Oct. 26	New York	L	27-29
2004	Dec. 26	Cincinnati	W	23-22
2008	Sept. 21	New York	L (OT)	23-26
2012	Nov. 11	Cincinnati	W	31-13
2016	Nov. 14	New York	L	20-21
2020	Nov. 29	Cincinnati	L	17-19

N.Y. JETS

Jets lead regular-season series, 15-10-0

Jets lead postseason series, 2-0

YEAR	DATE	SITE	W-L	SCORE
1968	Dec. 8	New York	L	14-27
1969	Oct. 12	Cincinnati	L	7-21
	Nov. 23	New York	L	7-40
1971	Dec. 19	New York	L	21-35
1973	Nov. 18	Cincinnati	W	20-14
1976	Dec. 12	New York	W	42-3
1981	Sept. 13	New York	W	31-30
1982	Jan. 9	Cincinnati+	L	17-44
1984	Sept. 16	New York	L	23-43
1985	Oct. 6	Cincinnati	L	20-29
1986	Dec. 21	Cincinnati	W	52-21
1987	Nov. 29	New York	L	20-27
1988	Oct. 9	Cincinnati	W	36-19
1990	Sept. 9	Cincinnati	W	25-20
1992	Nov. 15	New York	L	14-17
1993	Nov. 21	New York	L	12-17
1997	Sept. 28	Cincinnati	L	14-31
2001	Dec. 16	New York	L	14-15
2004	Sept. 12	New York	L	24-31
2007	Oct. 21	Cincinnati	W	38-31
2008	Oct. 12	New York	L	14-26
2009	Jan. 3	New York	L	0-37
	Jan. 9	Cincinnati*	L	14-24
2010	Nov. 25	New York	L	10-26
2013	Oct. 27	Cincinnati	W	49-9
2016	Sept. 11	New York	W	23-22
2019	Dec. 1	Cincinnati	W	22-6

*AFC First-Round Playoff; *AFC Wild Card Playoff

PHILADELPHIA EAGLES

Bengals lead regular-season series, 9-3-2

YEAR	DATE	SITE	W-L	SCORE
1971	Sept. 19	Cincinnati	W	37-14
1975	Dec. 7	Philadelphia	W	31-0
1979	Oct. 28	Cincinnati	W	37-13
1982	Nov. 21	Philadelphia	W	18-14
1988	Sept. 11	Philadelphia	W	28-24
1991	Nov. 17	Philadelphia	L	10-17
1994	Dec. 24	Cincinnati	W	33-30
1997	Nov. 30	Philadelphia	L	42-44
2000	Dec. 24	Philadelphia	L	7-16
2004	Jan. 2	Philadelphia	W	38-10
2008	Nov. 16	Cincinnati	T (OT)	13-13
2012	Dec. 13	Philadelphia	W	34-13
2016	Dec. 4	Cincinnati	W	32-14
2020	Sept. 27	Philadelphia	T (OT)	23-23

PITTSBURGH STEELERS

Steelers lead regular-season series, 65-36-0

Steelers lead postseason series, 2-0

YEAR	DATE	SITE	W-L	SCORE
1970	Nov. 2	Pittsburgh	L	10-21
	Nov. 22	Cincinnati	W	34-7
1971	Sept. 26	Pittsburgh	L	10-21
	Dec. 12	Cincinnati	L	13-21
1972	Sept. 24	Cincinnati	W	15-10
	Nov. 5	Pittsburgh	L	17-40
1973	Oct. 14	Cincinnati	W	19-7
	Oct. 28	Pittsburgh	L	13-20
1974	Nov. 10	Cincinnati	W	17-10
	Dec. 14	Pittsburgh	L	3-27
1975	Nov. 2	Cincinnati	L	24-30
	Dec. 13	Pittsburgh	L	14-35
1976	Oct. 17	Pittsburgh	L	6-23
	Nov. 28	Cincinnati	L	3-7
1977	Oct. 17	Pittsburgh	L	14-20
	Dec. 10	Cincinnati	W	17-10
1978	Sept. 17	Cincinnati	L	3-28
	Nov. 19	Pittsburgh	L	6-7
1979	Oct. 14	Cincinnati	W	34-10
	Dec. 2	Pittsburgh	L	17-37
1980	Sept. 21	Cincinnati	W	30-28
	Oct. 12	Pittsburgh	W	17-16
1981	Oct. 18	Cincinnati	W	34-7
	Dec. 13	Pittsburgh	W	17-10
1982	Sept. 19	Pittsburgh	L (OT)	20-26
	Oct. 31	Cincinnati	CANCELED	
1983	Oct. 10	Cincinnati	L	14-24
	Dec. 4	Pittsburgh	W	23-10
1984	Oct. 1	Pittsburgh	L	17-38
	Nov. 11	Cincinnati	W	22-20
1985	Sept. 30	Pittsburgh	W	37-24
	Oct. 27	Cincinnati	W	26-21
1986	Oct. 13	Cincinnati	W	24-22
	Oct. 26	Pittsburgh	L	9-30
1987	Oct. 25	Pittsburgh	L	20-23
	Nov. 22	Cincinnati	L	16-30

1988	Sept. 18	Pittsburgh	W	17-12
	Nov. 6	Cincinnati	W	42-7
1989	Sept. 17	Cincinnati	W	41-10
	Oct. 8	Pittsburgh	W	26-16
1990	Nov. 18	Cincinnati	W	27-3
	Dec. 2	Pittsburgh	W	16-12
1991	Nov. 10	Cincinnati	L (OT)	27-33
	Dec. 15	Pittsburgh	L	10-17
1992	Oct. 19	Pittsburgh	L	0-20
	Nov. 29	Cincinnati	L	9-21
1993	Sept. 19	Pittsburgh	L	7-34
	Nov. 7	Cincinnati	L	16-24
1994	Oct. 16	Pittsburgh	L	10-14
	Dec. 4	Cincinnati	L	15-38
1995	Oct. 19	Pittsburgh	W	27-9
	Nov. 19	Cincinnati	L	31-49
1996	Oct. 13	Pittsburgh	L	10-20
	Nov. 10	Cincinnati	W	34-24
1997	Oct. 19	Cincinnati	L	10-26
	Nov. 16	Pittsburgh	L	3-20
1998	Oct. 11	Cincinnati	W	25-20
	Dec. 20	Pittsburgh	W	25-24
1999	Oct. 17	Cincinnati	L	3-17
	Nov. 28	Pittsburgh	W	27-20
2000	Oct. 15	Pittsburgh	L	0-15
	Nov. 26	Cincinnati	L	28-48
2001	Oct. 7	Pittsburgh	L	7-16
	Dec. 30	Cincinnati	W (OT)	26-23
2002	Oct. 13	Cincinnati	L	7-34
	Nov. 24	Pittsburgh	L	21-29
2003	Sept. 21	Cincinnati	L	10-17
	Nov. 30	Pittsburgh	W	24-20
2004	Oct. 3	Pittsburgh	L	17-28
	Nov. 21	Cincinnati	L	14-19
2005	Oct. 23	Cincinnati	L	13-27
	Dec. 4	Pittsburgh	W	38-31
	Jan. 8	Cincinnati*	L	17-31
2006	Sept. 24	Pittsburgh	W	28-20
	Dec. 31	Cincinnati	L (OT)	17-23
2007	Oct. 28	Cincinnati	L	13-24
	Dec. 2	Pittsburgh	L	10-24
2008	Oct. 19	Cincinnati	L	10-38
	Nov. 20	Pittsburgh	L	10-27
2009	Sept. 27	Cincinnati	W	23-20
	Nov. 15	Pittsburgh	W	18-12
2010	Nov. 8	Cincinnati	L	21-27
	Dec. 12	Pittsburgh	L	7-23
2011	Nov. 13	Cincinnati	L	17-24
	Dec. 4	Pittsburgh	L	7-35
2012	Oct. 21	Cincinnati	L	17-24
	Dec. 23	Pittsburgh	W	13-10
2013	Sept. 16	Cincinnati	W	20-10
	Dec. 15	Pittsburgh	L	20-30
2014	Dec. 7	Cincinnati	L	21-42
	Dec. 28	Pittsburgh	L	17-27
2015	Nov. 1	Pittsburgh	W	16-10
	Dec. 13	Cincinnati	L	20-33
	Jan. 9	Cincinnati*	L	16-18
2016	Sept. 18	Pittsburgh	L	16-24
	Dec. 18	Cincinnati	L	20-24
2017	Oct. 22	Pittsburgh	L	14-29
	Dec. 4	Cincinnati	L	20-23
2018	Oct. 14	Cincinnati	L	21-28
	Dec. 30	Pittsburgh	L	13-16
2019	Sept. 30	Pittsburgh	L	3-27
	Nov. 24	Cincinnati	L	10-16
2020	Nov. 15	Pittsburgh	L	10-36
	Dec. 21	Cincinnati	W	27-17

(All-time results — by opponent, cont.)

SEATTLE SEAHAWKS

Regular-season series tied, 10-10-0

Bengals lead postseason series, 1-0

YEAR	DATE	SITE	W-L	SCORE
1977	Sept. 25	Cincinnati	W	42-20
1981	Sept. 6	Cincinnati	W	27-21
1982	Dec. 26	Cincinnati	W	24-10
1984	Nov. 18	Cincinnati	L	6-26
1985	Sept. 8	Cincinnati	L	24-28
1986	Nov. 16	Cincinnati	W	34-7
1987	Oct. 11	Seattle	W	17-10
1988	Dec. 31	Cincinnati**	W	21-13
1989	Dec. 10	Cincinnati	L	17-24
1990	Oct. 1	Seattle	L	16-31
1991	Oct. 6	Cincinnati	L	7-13
1992	Sept. 6	Seattle	W	21-3
1993	Sept. 26	Cincinnati	L	10-19
1994	Nov. 6	Seattle	W (OT)	20-17
1995	Sept. 17	Seattle	L	21-24
1999	Nov. 7	Seattle	L	20-37
2003	Oct. 26	Cincinnati	W	27-24
2007	Sept. 23	Seattle	L	21-24
2011	Oct. 30	Seattle	W	34-12
2015	Oct. 11	Cincinnati	W (OT)	27-24
2019	Sept. 8	Seattle	L	20-21

**AFC Divisional Playoff

TAMPA BAY BUCCANEERS

Buccaneers lead regular-season series, 7-5-0

YEAR	DATE	SITE	W-L	SCORE
1976	Oct. 10	Cincinnati	W	21-0
1980	Sept. 7	Cincinnati	L	12-17
1983	Sept. 25	Tampa Bay	W	23-17
1989	Oct. 29	Cincinnati	W	56-23
1995	Oct. 8	Tampa Bay	L	16-19
1998	Dec. 27	Cincinnati	L	0-35
2001	Dec. 2	Cincinnati	L (OT)	13-16
2002	Sept. 29	Cincinnati	L	7-35
2006	Oct. 15	Tampa Bay	L	13-14
2010	Oct. 10	Cincinnati	L	21-24
2014	Nov. 30	Tampa Bay	W	14-13
2018	Oct. 28	Cincinnati	W	37-34

TENNESSEE TITANS

Titans lead regular-season series, 40-34-1

Bengals lead postseason series, 1-0

(Franchise was located in Houston through 1996, and it was known as the Oilers through 1998)

YEAR	DATE	SITE	W-L	SCORE
1968	Nov. 3	Cincinnati	L	17-27
1969	Nov. 9	Houston	T	31-31
1970	Oct. 4	Cincinnati	L	13-20
	Dec. 13	Houston	W	30-20
1971	Oct. 31	Houston	L	6-10
	Nov. 21	Cincinnati	W	28-13
1972	Oct. 29	Cincinnati	W	30-7
	Dec. 17	Houston	W	61-17
1973	Sept. 23	Cincinnati	W	24-10
	Dec. 16	Houston	W	27-24
1974	Oct. 27	Cincinnati	L	21-34
	Nov. 17	Houston	L	3-20
1975	Oct. 5	Houston	W	21-19
	Nov. 30	Cincinnati	W	23-19
1976	Oct. 24	Houston	W	27-7
	Nov. 14	Cincinnati	W	31-27
1977	Oct. 30	Cincinnati	W (OT)	13-10
	Dec. 18	Houston	L	16-21
1978	Oct. 29	Cincinnati	W	28-13
	Nov. 26	Houston	L	10-17
1979	Sept. 23	Cincinnati	L (OT)	27-30
	Nov. 18	Houston	L	21-42
1980	Sept. 28	Cincinnati	L	10-13
	Oct. 26	Houston	L	3-23
1981	Oct. 4	Houston	L	10-17
	Nov. 1	Cincinnati	W	34-21

1982	Sept. 12	Cincinnati	W	27-6
	Jan. 2	Houston	W	35-27
1983	Nov. 6	Houston	W	55-14
	Nov. 20	Cincinnati	W	38-10
1984	Oct. 7	Cincinnati	W	13-3
	Oct. 28	Houston	W	31-13
1985	Oct. 20	Houston	L	27-44
	Dec. 1	Cincinnati	W	45-27
1986	Oct. 19	Cincinnati	W	31-28
	Nov. 9	Houston	L	28-32
1987	Nov. 1	Cincinnati	L	29-31
	Dec. 27	Houston	L	17-21
1988	Oct. 23	Cincinnati	W	44-21
	Dec. 11	Houston	L	6-41
1989	Nov. 13	Houston	L	24-26
	Dec. 17	Cincinnati	W	61-7
1990	Oct. 14	Houston	L	17-48
	Dec. 23	Cincinnati	W	40-20
	Jan. 6	Cincinnati*	W	41-14
1991	Sept. 8	Cincinnati	L	7-30
	Oct. 27	Houston	L	3-35
1992	Oct. 11	Cincinnati	L	24-38
	Oct. 25	Houston	L	10-26
1993	Oct. 24	Houston	L	12-28
	Nov. 14	Cincinnati	L	3-38
1994	Sept. 25	Houston	L	13-20
	Nov. 13	Cincinnati	W	34-31
1995	Sept. 24	Cincinnati	L	28-38
	Nov. 12	Houston	W	32-25
1996	Oct. 6	Cincinnati	L (OT)	27-30
	Dec. 15	Houston	W	21-13
1997	Oct. 12	Tennessee	L	7-30
	Dec. 4	Cincinnati	W	41-14
1998	Sept. 6	Cincinnati	L	14-23
	Oct. 18	Tennessee	L	14-44

1999	Sept. 12	Tennessee	L	35-36
	Nov. 14	Cincinnati	L	14-24
2000	Oct. 8	Cincinnati	L	14-23
	Dec. 10	Tennessee	L	3-35
2001	Nov. 18	Cincinnati	L	7-20
	Jan. 6	Tennessee	W	23-21
2002	Oct. 27	Cincinnati	L	24-30
2004	Oct. 31	Tennessee	L	20-27
2005	Oct. 16	Tennessee	W	31-23
2007	Nov. 25	Cincinnati	W	35-6
2008	Sept. 14	Cincinnati	L	7-24
2011	Nov. 6	Tennessee	W	24-17
2014	Sept. 21	Cincinnati	W	33-7
2017	Nov. 12	Tennessee	L	20-24
2020	Nov. 1	Cincinnati	W	31-20

*AFC Wild Card Playoff

WASHINGTON FB TEAM

Regular-season series tied, 5-5-1

(Franchise was known as the Washington Redskins through 2019, and the Washington Football Team since 2020)

YEAR	DATE	SITE	W-L	SCORE
1970	Oct. 25	Washington	L	0-20
1974	Oct. 6	Cincinnati	W	28-17
1979	Dec. 9	Washington	L	14-28
1982	Nov. 7	Cincinnati	CANCELED	
1985	Dec. 15	Washington	L	24-27
1988	Dec. 17	Cincinnati	W (OT)	20-17
1991	Sept. 22	Cincinnati	L	27-34
2004	Nov. 14	Washington	W	17-10
2008	Dec. 14	Cincinnati	W	20-13
2012	Sept. 23	Washington	W	38-31
2016	Oct. 30	London, England	T (OT)	27-27
2020	Nov. 22	Washington	L	9-20

ALL-TIME PRESEASON RESULTS — VS. 2021 PRESEASON OPPONENTS

GAME 1

TAMPA BAY BUCCANEERS

Buccaneers lead preseason series, 9-5

YEAR	DATE	SITE	SCORE	NOTES
1976	Sept. 4	Tampa Bay	W, 24-13	
1977	Aug. 13	Cincinnati	W, 45-0	
1978	Aug. 5	Tampa Bay	L, 0-17	
1979	Aug. 25	Cincinnati	L, 13-24	
1980	Aug. 23	Tampa Bay	L, 14-20	*OT
1981	Aug. 8	Tampa Bay	W, 24-17	
1984	Aug. 11	Tampa Bay	L, 13-21	
1987	Aug. 15	Tampa Bay	W, 31-30	
1990	Aug. 11	Tampa Bay	L, 17-30	
1994	Aug. 6	Tampa Bay	L, 16-17	
1995	Aug. 11	Cincinnati	L, 7-31	
2004	Aug. 16	Tampa Bay	L, 6-20	
2015	Aug. 24	Tampa Bay	L, 11-25	
2017	Aug. 11	Cincinnati	W, 23-12	

GAME 2

WASHINGTON FOOTBALL TEAM

Bengals lead preseason series, 6-3-1

YEAR	DATE	SITE	SCORE	NOTES
1970	Aug. 8	Cincinnati	W, 27-12	
1971	Sept. 11	Washington	T, 17-17	
1975	Aug. 2	at Canton, Ohio	L, 9-17	Cin. was home team
1982	Sept. 3	Cincinnati	W, 28-21	
1983	Aug. 12	Washington	L, 23-27	
1996	Aug. 16	Washington	W, 28-7	
2005	Aug. 19	Washington	W, 24-17	
2006	Aug. 13	Cincinnati	W, 19-3	
2017	Aug. 27	Washington	L, 17-23	
2019	Aug. 15	Washington	W, 23-13	

GAME 3

MIAMI DOLPHINS

Dolphins lead preseason series, 4-3

YEAR	DATE	SITE	SCORE	NOTES
1969	Aug. 23	Cincinnati	W, 28-21	
1970	Aug. 15	Miami	L, 10-20	
1971	Aug. 7	Miami	W, 27-10	
1972	Aug. 19	Cincinnati	L, 17-35	
1973	Aug. 4	Miami	L, 13-14	
1974	Aug. 3	Cincinnati	W, 19-13	
1975	Aug. 9	Miami	L, 3-7	

COACHING HISTORY

HEAD COACHES

REGULAR SEASON				
SEASON	COACH	W	L	T PCT.
1968	Paul Brown	3	11	0 .214
1969	Paul Brown	4	9	1 .308
1970-x	Paul Brown	8	6	0 .571
1971	Paul Brown	4	10	0 .286
1972	Paul Brown	8	6	0 .571
1973-x	Paul Brown	10	4	0 .714
1974	Paul Brown	7	7	0 .500
1975-y	Paul Brown	11	3	0 .786
1976	Bill Johnson	10	4	0 .714
1977	Bill Johnson	8	6	0 .571
1978	Bill Johnson	0	5	0 .000
	Homer Rice	4	7	0 .364
1979	Homer Rice	4	12	0 .250
1980	Forrest Gregg	6	10	0 .375
1981-x, z	Forrest Gregg	12	4	0 .750
1982-*	Forrest Gregg	7	2	0 .778
1983	Forrest Gregg	7	9	0 .438
1984	Sam Wyche	8	8	0 .500
1985	Sam Wyche	7	9	0 .438
1986	Sam Wyche	10	6	0 .625
1987	Sam Wyche	4	11	0 .267
1988-x, z	Sam Wyche	12	4	0 .750
1989	Sam Wyche	8	8	0 .500
1990-x	Sam Wyche	9	7	0 .563
1991	Sam Wyche	3	13	0 .188
1992	Dave Shula	5	11	0 .313
1993	Dave Shula	3	13	0 .188
1994	Dave Shula	3	13	0 .188
1995	Dave Shula	7	9	0 .438
1996	Dave Shula	1	6	0 .143
	Bruce Coslet	7	2	0 .778
1997	Bruce Coslet	7	9	0 .438
1998	Bruce Coslet	3	13	0 .188
1999	Bruce Coslet	4	12	0 .250
2000	Bruce Coslet	0	3	0 .000
	Dick LeBeau	4	9	0 .308
2001	Dick LeBeau	6	10	0 .375
2002	Dick LeBeau	2	14	0 .125
2003	Marvin Lewis	8	8	0 .500
2004	Marvin Lewis	8	8	0 .500
2005-*	Marvin Lewis	11	5	0 .688
2006	Marvin Lewis	8	8	0 .500
2007	Marvin Lewis	7	9	0 .438
2008	Marvin Lewis	4	11	1 .281
2009-*	Marvin Lewis	10	6	0 .625
2010	Marvin Lewis	4	12	0 .250
2011-y	Marvin Lewis	9	7	0 .563
2012-y	Marvin Lewis	10	6	0 .625

2013-*	Marvin Lewis	11	5	0 .688
2014-y	Marvin Lewis	10	5	1 .656
2015-*	Marvin Lewis	12	4	0 .750
2016	Marvin Lewis	6	9	1 .406
2017	Marvin Lewis	7	9	0 .438
2018	Marvin Lewis	6	10	0 .375
2019	Zac Taylor	2	14	0 .125
2020	Zac Taylor	4	11	1 .281
TOTALS		363	452	5 .446

x-AFC Central Division Champion
y-Wild Card Playoff Qualifier
z-AFC Champions
*-AFC Super Bowl Tournament Qualifier
**-AFC North Division Champion


POSTSEASON

SEASON	COACH	W	L	PCT.
1970	Paul Brown	0	1	.000
1973	Paul Brown	0	1	.000
1975	Paul Brown	0	1	.000
1981	Forrest Gregg	2	1	.667
1982	Forrest Gregg	0	1	.000
1988	Sam Wyche	2	1	.667
1990	Sam Wyche	1	1	.500
2005	Marvin Lewis	0	1	.000
2009	Marvin Lewis	0	1	.000
2011	Marvin Lewis	0	1	.000
2012	Marvin Lewis	0	1	.000
2013	Marvin Lewis	0	1	.000
2014	Marvin Lewis	0	1	.000
2015	Marvin Lewis	0	1	.000
TOTALS		5	14	.263

HEAD COACHES BY ERA

Zac Taylor became the 10th head coach of the Bengals on Feb. 4, 2019.
Here are Bengals coaches' records, including playoff games:

SEASONS	COACH	RECORD	PCT.
1968-75	Paul Brown	55-59-1	.482
1976-78	Bill Johnson	18-15-0	.545
1978-79	Homer Rice	8-19-0	.296
1980-83	Forrest Gregg	34-27-0	.557
1984-91	Sam Wyche	64-68-0	.485
1992-96	Dave Shula	19-52-0	.268
1996-2000	Bruce Coslet	21-39-0	.350
2000-02	Dick LeBeau	12-33-0	.267
2003-18	Marvin Lewis	131-129-3	.504
2019	Zac Taylor	6-25-1	.203



Head coach Paul Brown is carried off the field on Dec. 20, 1970, following the Bengals' 45-7 win over the Boston Patriots at Riverfront Stadium. The win clinched a playoff berth for the three-year-old Cincinnati franchise. At the time, no other team had reached the playoffs so early in its history.

ASSISTANT COACHES

*NOTE: Coaches noted with asterisks also have served as Bengals head coaches.

NAME	COLLEGE	SEASONS
Alexander, Paul	SUNY Cortland	1994-2017
Anarumo, Lou	Wagner College	2019-20
Anderson, Coll	Montana	2020
Anderson, Jim	Cal-Western	1984-2012
Anderson, Ken	Augustana (Ill.)	1993-2002
Austin, Terrell	Pittsburgh	2018
Bass, Tom	San Jose State	1968-69
Bible, Dana	Cincinnati	1990-92
Bicknell, Bob	Boston College	2018-20
Boese, Joey	Wisconsin	2019-20
Braden, Marv	Southwest Missouri State	1990-94
Braswell, Brian	Hampton	2014-15
Bratkowski, Bob	Washington State	2001-10
Bresnahan, Chuck	Navy	2004-07
Brinker, Howard	Miami (Ohio)	1974-79
Bullough, Hank	Michigan State	1980-83
Burke, Matt	Dartmouth	2014-15
Burney, Jacob	Tennessee-Chattanooga	2016-18
Callahan, Brian	UCLA	2019-20
Carrier, Mark	Southern California	2012-15
Casey, James	Rice	2019-20
Caskey, Kyle	Texas A&M	2010-18
Chatman, Gerald	Wisconsin-Oshkosh	2019-20
Cioffi, Louie	C.W. Post	1997-2010
Coombs, Brayden	Miami (Ohio)	2012-19
Coslet, Bruce*	Pacific	1981-89, '94-96
Costello, Vince	Ohio	1969-73
Couch, Robert	Vanderbilt	2016-18
Coyle, Kevin	Massachusetts	2001-11, '16-17
DePaul, Bobby	Maryland	1994-96
Donaldson, Jack	Ohio State	1969-77
Dowler, Boyd	Colorado	1976-79
Duffner, Mark	College of William & Mary	1997-2002, '19-20
Eason, Nick	Clemson	2019-20
Faragalli, Joe	Villanova	1984
FitzGerald, Jeff	Oregon State	2008-11
Forzano, Rick	Kent State	1968

Frazier, Leslie	Alcorn State	2003-04
Friday, Jeff	Wisconsin-Milwaukee	2010-18
Ganz, Frank	Navy	1979-80
Garrett, John	Princeton	1995-98, 2001-02
Golden, Al	Penn State	2011-20
Gruen, Jay	Louisville	2011-13
Guenther, Paul	Ursinus	2005-17
Haluchak, Mike	Southern California	1992-93
Haslett, Jim	Indiana (Pa.)	2016-18
Hayes, Jay	Idaho	2003-15
Hayes, Jonathan	Iowa	2003-18
Holman, Rodney	Tulane	2001-02
Horton, Ray	Washington	1997-2001
Hunley, Ricky	Arizona	2003-07
Hunt, Todd	Fresno State	2019-20
Infante, Lindy	Florida	1980-82
Jackson, Hue	Pacific	2004-06, '12-15
Jackson, Steve	Purdue	2020
Johnson, Bill*	Texas A&M	1968-75, '85-90
Jones, Daronte	Morgan State	2018-19
Joseph, Vance	Colorado	2014-15
Karmelovitch, Bob	Bridgeport	1992-93
Kovacs, Jordan	Michigan	2019-20
Kragthorpe, Brad	Louisiana State	2019-20
Krumrie, Tim	Wisconsin	1995-2002
Lazor, Bill	Cornell	2016-18
LeBeau, Dick*	Ohio State	1980-91, '97-2000
Lewis, Marcus	Indiana State	2014-18
Lippincott, David	Dayton	2011-17
Livingston, Robert	William & Mary	2015-20
Lukabu, Tem	Colgate	2019
Lynn, Ron	Mount Union	1992-93
Martin, Ben	Trinity College	2019-20
McCormack, Mike	Kansas	1976-79
McNally, Jim	Buffalo	1980-94
Meeks, Ron	Arkansas State	1992-96
Modzelewski, Dick	Maryland	1979-83
Moeller, Gary	Ohio State	1995-96
Mooshagian, Steve	Fresno State	1999-2002
Morton, Chip	North Carolina	2003-18
Oliver, Ray	Ohio State	2004-09

Pascale, Joe	Connecticut	1994-96
Peccatiello, Larry	College of William & Mary	1994-96
Perry, Darren	Penn State	2002
Pitcher, Dan	SUNY Cortland	2016-20
Pollack, Frank	Northern Arizona	2018
Pope, Mike	Lenoir-Rhyne	1992-93
Raich, Matt	Westminster (Pa.) College	2018
Rice, Homer*	Centre College	1978
Roberts, Al	Washington	1997-2002
Sefcik, George	Notre Dame	1978-83
Selcer, Dick	Notre Dame	1984-91
Sheppard, Mike	Cal Lutheran	2007-10
Shula, Dave*	Dartmouth	1991
Shultz, Kurtis	Maryland	2003
Simmons, Darrin	Kansas	2003-20
Singleton, Jemal	Air Force Academy	2019-20
Smouse, Frank	Youngstown State	1968
Stock, Mike	Northwestern	1987-91
Studley, Chuck	Illinois	1969-78, '89-91
Surace, Bob	Princeton	2002-09
Swanson, Garrett	Fresno State	2019-20
Turner, Jim	Boston College	2019-20
Urban, James	Washington & Lee	2011-17
Urbanik, Bill	Ohio State	1984-88
Van Pelt, Alex	Pittsburgh	2018-19
Verducci, Frank	Seton Hall	1999-2001
Walsh, Bill	San Jose State	1968-75
Walters, Trent	Indiana	1984
Walters, Troy	Stanford	2020
Weber, Chuck	West Chester State College	1970-75
Wessel, Joe	Florida State	1994-96
Williamson, Richard	Alabama	1992-94
Winner, Charley	Southeast Missouri	1976-79
Wood, Alex	Iowa	2003
Wood, Kim	Wisconsin	1975-2002
Wylie, Bob	Colorado	1997-98
Zampese, Ken	San Diego	2003-17
Zimmer, Adam	Trinity University (Texas)	2013
Zimmer, Mike	Illinois State	2008-13

YEAR-BY-YEAR COACHING STAFFS

1968**HEAD COACH — PAUL BROWN**

Tom Bass.....	Defensive Backfield
Jack Donaldson	Defensive Line
Rick Forzano	Offensive Backfield
Bill Johnson	Offensive Line
Frank Smouse	Linebackers
Bill Walsh	Offensive Ends

1969**HEAD COACH — PAUL BROWN**

Tom Bass.....	Defensive Coordinator/ Defensive Backfield
Vince Costello	Linebackers
Jack Donaldson	Offensive Backfield
Bill Johnson	Offensive Line
Chuck Studley	Defensive Line
Bill Walsh	Receivers

1970**HEAD COACH — PAUL BROWN**

Vince Costello	Linebackers
Jack Donaldson	Offensive Backfield
Bill Johnson	Offensive Line
Chuck Studley	Defensive Line
Bill Walsh	Receivers
Chuck Weber	Defensive Coordinator/ Defensive Backfield

1971**HEAD COACH — PAUL BROWN**

Vince Costello	Linebackers
Jack Donaldson	Offensive Backfield
Bill Johnson	Offensive Line
Chuck Studley	Defensive Line
Bill Walsh	Receivers/Quarterbacks
Chuck Weber	Defensive Coordinator/ Defensive Backfield

1972**HEAD COACH — PAUL BROWN**

Vince Costello	Linebackers
Jack Donaldson	Offensive Backfield
Bill Johnson	Offensive Line
Chuck Studley	Defensive Line
Bill Walsh	Receivers/Quarterbacks
Chuck Weber	Defensive Coordinator/ Defensive Backfield

1973**HEAD COACH — PAUL BROWN**

Vince Costello	Linebackers
Jack Donaldson	Offensive Backfield
Bill Johnson	Offensive Line
Chuck Studley	Defensive Line
Bill Walsh	Receivers/Quarterbacks
Chuck Weber	Defensive Coordinator/ Defensive Backfield

1974**HEAD COACH — PAUL BROWN**

Howard Brinker	Linebackers
Jack Donaldson	Offensive Backfield
Bill Johnson	Offensive Line
Chuck Studley	Defensive Line
Bill Walsh	Receivers/Quarterbacks
Chuck Weber	Defensive Coordinator/ Defensive Backfield

1975**HEAD COACH — PAUL BROWN***

Howard Brinker	Linebackers
Jack Donaldson	Offensive Backfield
Bill Johnson	Offensive Line
Chuck Studley	Defensive Line
Bill Walsh	Receivers/Quarterbacks
Chuck Weber	Defensive Backfield
Kim Wood	Strength

*Retired after 1975 season.

1976**HEAD COACH — BILL JOHNSON**

Howard Brinker	Defensive Coordinator
Jack Donaldson	Offensive Backfield
Boyd Dowler	Quarterbacks/Receivers
Mike McCormack	Offensive Line
Chuck Studley	Defensive Line
Charley Winner	Defensive Backfield
Kim Wood	Strength

1977**HEAD COACH — BILL JOHNSON**

Howard Brinker	Defensive Coordinator/Linebackers
Jack Donaldson	Offensive Backfield
Boyd Dowler	Quarterbacks/Receivers
Mike McCormack	Offensive Line
Chuck Studley	Defensive Line
Charley Winner	Defensive Backfield
Kim Wood	Strength

1978**HEAD COACHES — BILL JOHNSON*
AND HOMER RICE****

Howard Brinker	Defensive Coordinator/Linebackers
Boyd Dowler	Receivers
Mike McCormack	Offensive Line
Homer Rice**	Quarterbacks
George Sefcik	Offensive backfield
Chuck Studley	Defensive Line
Charley Winner	Defensive Backfield
Kim Wood	Strength

*Resigned after Game 5.

**Was Quarterbacks Coach for Games 1-5 and Head Coach for Games 6-16.

1979**HEAD COACH — HOMER RICE**

Howard Brinker	Defensive Coordinator/Linebackers
Boyd Dowler	Receivers
Frank Gansz	Special Teams
Mike McCormack	Offensive Line
Dick Modzelewski	Defensive Line
George Sefcik	Offensive Backfield
Charley Winner	Defensive Backfield
Kim Wood	Strength

1980**HEAD COACH — FORREST GREGG**

Hank Bullough	Defensive Coordinator/Linebackers
Frank Gansz	Special Teams/Tight Ends
Lindy Infante	Receivers/Quarterbacks
Dick LeBeau	Defensive Backfield
Jim McNally	Offensive Line
Dick Modzelewski	Defensive Line
George Sefcik	Offensive Backfield
Kim Wood	Strength

1981**HEAD COACH — FORREST GREGG**

Hank Bullough	Defensive Coordinator/Linebackers
Bruce Coslet	Special Teams/Tight Ends
Lindy Infante	Receivers/Quarterbacks
Dick LeBeau	Defensive Backfield
Jim McNally	Offensive Line
Dick Modzelewski	Defensive Line
George Sefcik	Offensive Backfield
Kim Wood	Strength

1982**HEAD COACH — FORREST GREGG**

Hank Bullough	Defensive Coordinator/Linebackers
Bruce Coslet	Special Teams/Tight Ends
Lindy Infante	Receivers/Quarterbacks
Dick LeBeau	Defensive Backfield
Jim McNally	Offensive Line
Dick Modzelewski	Defensive Line
George Sefcik	Offensive Backfield
Kim Wood	Strength

1983**HEAD COACH — FORREST GREGG**

Hank Bullough	Defensive Coordinator/Linebackers
Bruce Coslet	Receivers/Quarterbacks
Dick LeBeau	Defensive Backfield
Jim McNally	Offensive Line
Dick Modzelewski	Defensive Line
George Sefcik	Offensive Backfield
Kim Wood	Strength

1984**HEAD COACH — SAM WYCHE**

Jim Anderson	Running Backs
Bruce Coslet	Wide Receivers
Joe Faragalli	Quarterbacks/Tight Ends
Dick LeBeau	Defensive Coordinator
Jim McNally	Offensive Line
Dick Selcer	Linebackers
Bill Urbanik	Defensive Line
Trent Walters	Defensive Backfield
Kim Wood	Strength

1985**HEAD COACH — SAM WYCHE**

Jim Anderson	Running Backs
Bruce Coslet	Wide Receivers
Bill Johnson	Tight Ends
Dick LeBeau	Defensive Coordinator
Jim McNally	Offensive Line
Dick Selcer	Linebackers
Bill Urbanik	Defensive Line
Kim Wood	Strength

1986**HEAD COACH — SAM WYCHE**

Jim Anderson	Running Backs
Bruce Coslet	Offensive Coordinator
Bill Johnson	Tight Ends
Dick LeBeau	Defensive Coordinator
Jim McNally	Offensive Line
Dick Selcer	Linebackers
Bill Urbanik	Defensive Line
Kim Wood	Strength

1987**HEAD COACH — SAM WYCHE**

Jim Anderson	Running Backs
Bruce Coslet	Offensive Coordinator
Bill Johnson	Tight Ends
Dick LeBeau	Defensive Coordinator
Jim McNally	Offensive Line
Dick Selcer	Linebackers
Mike Stock	Special Teams
Bill Urbanik	Defensive Line
Kim Wood	Strength

1988**HEAD COACH — SAM WYCHE**

Jim Anderson	Running Backs
Bruce Coslet	Offensive Coordinator
Bill Johnson	Tight Ends
Dick LeBeau	Defensive Coordinator
Jim McNally	Offensive Line
Dick Selcer	Linebackers
Mike Stock	Special Teams
Bill Urbanik	Defensive Line
Kim Wood	Strength

1989**HEAD COACH — SAM WYCHE**

Jim Anderson	Running Backs
Bruce Coslet	Offensive Coordinator
Bill Johnson	Tight Ends
Dick LeBeau	Defensive Coordinator
Jim McNally	Offensive Line
Dick Selcer	Linebackers
Mike Stock	Special Teams
Chuck Studley	Defensive Line
Kim Wood	Strength

1990**HEAD COACH — SAM WYCHE**

Jim Anderson	Running Backs
Dana Bible	Quarterbacks
Marv Braden	Special Teams
Bill Johnson	Tight Ends
Dick LeBeau	Defensive Coordinator
Jim McNally	Offensive Line
Dick Selcer	Linebackers
Mike Stock	Receivers
Chuck Studley	Defensive Line
Kim Wood	Strength

1991**HEAD COACH — SAM WYCHE**

Jim Anderson	Running Backs
Dana Bible	Quarterbacks
Marv Braden	Special Teams
Dick LeBeau	Defensive Coordinator
Jim McNally	Offensive Line
Dick Selcer	Linebackers
Dave Shula	Wide receivers
Mike Stock	Tight Ends
Chuck Studley	Defensive Line
Kim Wood	Strength

1992**HEAD COACH — DAVE SHULA**

Jim Anderson	Running Backs
Dana Bible	Quarterbacks
Marv Braden	Special Teams
Mike Haluchak	Linebackers
Bob Karmelowicz	Defensive line
Ron Lynn	Defensive Coordinator
Jim McNally	Offensive Line
Ron Meeks	Defensive Backfield
Mike Pope	Tight Ends
Richard Williamson	Wide Receivers
Kim Wood	Strength

1993**HEAD COACH — DAVE SHULA**

Jim Anderson	Running Backs
Ken Anderson	Quarterbacks
Marv Braden	Special Teams
Mike Haluchak	Linebackers
Bob Karmelowicz	Defensive Line
Ron Lynn	Defensive Coordinator
Jim McNally	Offensive Line
Ron Meeks	Defensive Backfield
Mike Pope	Offensive Coordinator/Tight Ends
Richard Williamson	Wide Receivers
Kim Wood	Strength

1994**HEAD COACH — DAVE SHULA**

Paul Alexander	Tight Ends
Jim Anderson	Running Backs
Ken Anderson	Quarterbacks
Marv Braden	Special Teams
Bruce Coslet	Offensive Coordinator
Bobby DePaul	Defensive Assistant
Jim McNally	Offensive Line
Ron Meeks	Defensive Backfield
Joe Pascale	Linebackers
Larry Peccatiello	Defensive Coordinator
Joe Wessel	Defensive Line
Richard Williamson	Wide Receivers
Kim Wood	Strength

1995**HEAD COACH — DAVE SHULA**

Paul Alexander	Offensive Line
Jim Anderson	Running Backs
Ken Anderson	Quarterbacks
Bruce Coslet	Offensive Coordinator
Bobby DePaul	Defensive Line
John Garrett	Offensive Assistant/Wide Receivers
Tim Krumrie	Defensive Assistant
Ron Meeks	Defensive Backfield
Gary Moeller	Tight Ends
Joe Pascale	Linebackers
Larry Peccatiello	Defensive Coordinator
Joe Wessel	Special Teams
Kim Wood	Strength and Conditioning

1996**HEAD COACHES — DAVE SHULA*
AND BRUCE COSLET****

Paul Alexander	Offensive Line
Jim Anderson	Running Backs
Ken Anderson	Quarterbacks
Bruce Coslet**	Offensive Coordinator
Bobby DePaul	Staff Assistant
John Garrett	Wide Receivers
Tim Krumrie	Defensive Line
Ron Meeks	Defensive Backfield
Gary Moeller	Tight Ends
Joe Pascale	Linebackers
Larry Peccatiello	Defensive Coordinator
Joe Wessel	Special Teams
Kim Wood	Strength and Conditioning

*Released after Game 7.

**Was Offensive Coordinator for Games 1-7 and Head Coach for Games 8-16.

***Was Quarterbacks Coach for Games 1-7 and Offensive Coordinator for Games 8-16.

1997**HEAD COACH — BRUCE COSLET**

Paul Alexander	Offensive Line
Jim Anderson	Running Backs
Ken Anderson	Offensive Coordinator
Louie Cioffi	Defensive Staff Assistant
Mark Duffner	Linebackers
John Garrett	Offensive Staff Assistant
Ray Horton	Defensive Backs
Tim Krumrie	Defensive Line
Dick LeBeau	Assistant Head Coach/ Defensive Coordinator
Al Roberts	Special Teams
Kim Wood	Strength and Conditioning
Bob Wylie	Tight Ends

1998**HEAD COACH — BRUCE COSLET**

Paul Alexander	Offensive Line
Jim Anderson	Running Backs
Ken Anderson	Offensive Coordinator
Louie Cioffi	Defensive Staff Assistant
Mark Duffner	Linebackers
John Garrett	Offensive Staff Assistant
Ray Horton	Defensive Backs
Tim Krumrie	Defensive Line
Dick LeBeau	Assistant Head Coach/ Defensive Coordinator
Al Roberts	Special Teams
Kim Wood	Strength and Conditioning
Bob Wylie	Tight Ends

1999**HEAD COACH — BRUCE COSLET**

Paul Alexander Offensive Line
Jim Anderson Running Backs
Ken Anderson Offensive Coordinator
Louie Cioffi Defensive Staff Assistant
Mark Duffner Linebackers
Ray Horton Defensive Backs
Tim Krumrie Defensive Line
Dick LeBeau Assistant Head Coach/ Defensive Coordinator
Steve Mooshagian Wide Receivers
Al Roberts Special Teams
Frank Verducci Tight Ends
Kim Wood Strength and Conditioning

2000**HEAD COACHES — BRUCE COSLET*
AND DICK LEBEAU****

Paul Alexander Offensive Line
Jim Anderson Running Backs
Ken Anderson Offensive Coordinator
Louie Cioffi Defensive Staff Assistant
Mark Duffner Linebackers
Ray Horton Defensive Backs
Tim Krumrie Defensive Line
Dick LeBeau** Assistant Head Coach/ Defensive Coordinator
Steve Mooshagian Wide Receivers
Al Roberts Special Teams
Frank Verducci Tight Ends
Kim Wood Strength and Conditioning

*Resigned after Game 3.

**Was Assistant Head Coach/Defensive Coordinator for Games 1-3 and Head Coach for Games 4-16.

2001**HEAD COACH — DICK LEBEAU**

Paul Alexander Offensive Line
Jim Anderson Running Backs
Ken Anderson Quarterbacks
Bob Bratkowski Offensive Coordinator
Louie Cioffi Defensive Assistant
Kevin Coyle Cornerbacks
Mark Duffner Defensive Coordinator/Linebackers
John Garrett Offensive Assistant
Rodney Holman Strength and Conditioning Assistant
Ray Horton Safeties
Tim Krumrie Defensive Line
Steve Mooshagian Wide Receivers
Al Roberts Special Teams
Frank Verducci Tight Ends
Kim Wood Strength and Conditioning

2002**HEAD COACH — DICK LEBEAU**

Paul Alexander Offensive Line
Jim Anderson Running Backs
Ken Anderson Quarterbacks
Bob Bratkowski Offensive Coordinator
Louie Cioffi Defensive Assistant
Kevin Coyle Cornerbacks
Mark Duffner Defensive Coordinator/Linebackers
John Garrett Tight Ends
Rodney Holman Strength and Conditioning Assistant
Tim Krumrie Defensive Line
Steve Mooshagian Wide Receivers
Darren Perry Safeties
Al Roberts Special Teams
Bob Surace Offensive Assistant
Kim Wood Strength and Conditioning

2003**HEAD COACH — MARVIN LEWIS**

Paul Alexander Assistant Head Coach/ Offensive Line
Jim Anderson Running Backs
Bob Bratkowski Offensive Coordinator
Louie Cioffi Assistant Defensive Backs
Kevin Coyle Defensive Backs
Leslie Frazier Defensive Coordinator
Jay Hayes Defensive Line
Jonathan Hayes Tight Ends
Ricky Hunley Linebackers
Chip Morton Strength and Conditioning
Kurtis Shultz Assistant Strength and Conditioning
Darrin Simmons Special Teams
Bob Surace Offensive Assistant
Alex Wood Wide Receivers
Ken Zampese Quarterbacks

2004**HEAD COACH — MARVIN LEWIS**

Paul Alexander Assistant Head Coach/ Offensive Line
Jim Anderson Running Backs
Bob Bratkowski Offensive Coordinator
Chuck Bresnahan Assistant
Louie Cioffi Assistant Defensive Backs
Kevin Coyle Defensive Backs
Leslie Frazier Defensive Coordinator
Jay Hayes Defensive Line
Jonathan Hayes Tight Ends
Ricky Hunley Linebackers
Hue Jackson Wide Receivers
Chip Morton Strength and Conditioning
Ray Oliver Assistant Strength and Conditioning
Darrin Simmons Special Teams
Bob Surace Assistant Offensive Line
Ken Zampese Quarterbacks

2005**HEAD COACH — MARVIN LEWIS**

Paul Alexander Assistant Head Coach/ Offensive Line
Jim Anderson Running Backs
Bob Bratkowski Offensive Coordinator
Chuck Bresnahan Defensive Coordinator
Louie Cioffi Assistant Defensive Backs
Kevin Coyle Defensive Backs
Paul Guenther Staff Assistant
Jay Hayes Defensive Line
Jonathan Hayes Tight Ends
Ricky Hunley Linebackers
Hue Jackson Wide Receivers
Chip Morton Strength and Conditioning
Ray Oliver Assistant Strength and Conditioning
Darrin Simmons Special Teams
Bob Surace Assistant Offensive Line
Ken Zampese Quarterbacks

2006**HEAD COACH — MARVIN LEWIS**

Paul Alexander Assistant Head Coach/ Offensive Line
Jim Anderson Running Backs
Bob Bratkowski Offensive Coordinator
Chuck Bresnahan Defensive Coordinator
Louie Cioffi Assistant Defensive Backs
Kevin Coyle Defensive Backs
Paul Guenther Assistant Special Teams/ Assistant Linebackers
Jay Hayes Defensive Line
Jonathan Hayes Tight Ends
Ricky Hunley Linebackers
Hue Jackson Wide Receivers
Chip Morton Strength and Conditioning
Ray Oliver Assistant Strength and Conditioning
Darrin Simmons Special Teams
Bob Surace Assistant Offensive Line
Ken Zampese Quarterbacks

2007**HEAD COACH — MARVIN LEWIS**

Paul Alexander Assistant Head Coach/ Offensive Line
Jim Anderson Running Backs
Bob Bratkowski Offensive Coordinator
Chuck Bresnahan Defensive Coordinator
Louie Cioffi Assistant Defensive Backs
Kevin Coyle Defensive Backs
Paul Guenther Assistant Special Teams/ Assistant Linebackers
Jay Hayes Defensive Line
Jonathan Hayes Tight Ends
Ricky Hunley Linebackers
Chip Morton Strength and Conditioning
Ray Oliver Assistant Strength and Conditioning
Mike Sheppard Wide Receivers
Darrin Simmons Special Teams
Bob Surace Assistant Offensive Line
Ken Zampese Quarterbacks

2008**HEAD COACH — MARVIN LEWIS**

Paul Alexander Assistant Head Coach/ Offensive Line
Jim Anderson Running Backs
Bob Bratkowski Offensive Coordinator
Louie Cioffi Assistant Defensive Backs
Kevin Coyle Defensive Backs
Jeff FitzGerald Linebackers
Paul Guenther Assistant Special Teams/ Assistant Linebackers
Jay Hayes Defensive Line
Jonathan Hayes Tight Ends
Chip Morton Strength and Conditioning
Ray Oliver Associate Strength and Conditioning
Mike Sheppard Wide Receivers
Darrin Simmons Special Teams
Bob Surace Assistant Offensive Line
Ken Zampese Quarterbacks
Mike Zimmer Defensive Coordinator

2009**HEAD COACH — MARVIN LEWIS**

Paul Alexander Assistant Head Coach/ Offensive Line
Jim Anderson Running Backs
Bob Bratkowski Offensive Coordinator
Louie Cioffi Assistant Defensive Backs
Kevin Coyle Defensive Backs
Jeff FitzGerald Linebackers
Paul Guenther Assistant Special Teams/ Assistant Linebackers
Jay Hayes Defensive Line
Jonathan Hayes Tight Ends
Chip Morton Strength and Conditioning
Ray Oliver Associate Strength and Conditioning
Mike Sheppard Wide Receivers
Darrin Simmons Special Teams
Bob Surace Assistant Offensive Line
Ken Zampese Quarterbacks
Mike Zimmer Defensive Coordinator

2010**HEAD COACH — MARVIN LEWIS**

Paul Alexander Assistant Head Coach/ Offensive Line
Jim Anderson Running Backs
Bob Bratkowski Offensive Coordinator
Kyle Caskey Offensive Quality Control
Louie Cioffi Assistant Defensive Backs
Kevin Coyle Defensive Backs
Jeff FitzGerald Linebackers
Jeff Friday Assistant Strength and Conditioning
Paul Guenther Assistant Special Teams/ Assistant Linebackers
Jay Hayes Defensive Line
Jonathan Hayes Tight Ends
Chip Morton Strength and Conditioning
Mike Sheppard Wide Receivers
Darrin Simmons Special Teams
Ken Zampese Quarterbacks
Mike Zimmer Defensive Coordinator

2011**HEAD COACH — MARVIN LEWIS**

Paul Alexander Assistant Head Coach/ Offensive Line
Jim Anderson Running Backs
Kyle Caskey Offensive Quality Control
Kevin Coyle Defensive Backs
Jeff FitzGerald Linebackers
Jeff Friday Assistant Strength and Conditioning
Jay Gruden Offensive Coordinator
Paul Guenther Assistant Defensive Backs/ Assistant Special Teams
Jay Hayes Defensive Line
Jonathan Hayes Tight Ends
David Lippincott Defensive Quality Control
Chip Morton Strength and Conditioning
Darrin Simmons Special Teams
James Urban Wide Receivers
Ken Zampese Quarterbacks
Mike Zimmer Defensive Coordinator

2012**HEAD COACH — MARVIN LEWIS**

Paul Alexander Assistant Head Coach/ Offensive Line
Jim Anderson Running Backs
Mark Carrier Defensive Backs
Kyle Caskey Offensive Quality Control/ Assistant Offensive Line
Brayden Coombs Offensive Assistant
Jeff Friday Assistant Strength and Conditioning
Jay Gruden Offensive Coordinator
Paul Guenther Linebackers
Jay Hayes Defensive Line
Jonathan Hayes Tight Ends
Hue Jackson Assistant Special Teams/ Assistant Defensive Backs
David Lippincott Defensive Quality Control/ Assistant Linebackers
Chip Morton Strength and Conditioning
Darrin Simmons Special Teams
James Urban Wide Receivers
Ken Zampese Quarterbacks
Mike Zimmer Defensive Coordinator

2013**HEAD COACH — MARVIN LEWIS**

Paul Alexander Assistant Head Coach/ Offensive Line
Mark Carrier Defensive Backs
Kyle Caskey Assistant Offensive Line/ Quality Control
Brayden Coombs Assistant Special Teams/ Quality Control
Jeff Friday Assistant Strength and Conditioning
Jay Gruden Offensive Coordinator
Paul Guenther Linebackers
Jay Hayes Defensive Line
Jonathan Hayes Tight Ends
Hue Jackson Special Assistant to the Head Coach/ Running Backs
David Lippincott Assistant Linebackers/ Quality Control
Chip Morton Strength and Conditioning
Darrin Simmons Special Teams Coordinator
James Urban Wide Receivers
Ken Zampese Quarterbacks
Adam Zimmer Assistant Defensive Backs
Mike Zimmer Defensive Coordinator

2014**HEAD COACH — MARVIN LEWIS**

Paul Alexander Assistant Head Coach/ Offensive Line
Brian Braswell Offensive Assistant/Quality Control
Matt Burke Linebackers
Mark Carrier Defensive Backs
Kyle Caskey Running Backs
Brayden Coombs Assistant Special Teams/ Quality Control
Jeff Friday Assistant Strength and Conditioning
Paul Guenther Defensive Coordinator
Jay Hayes Defensive Line
Jonathan Hayes Tight Ends
Hue Jackson Offensive Coordinator
Vance Joseph Defensive Backs
Marcus Lewis Defensive Assistant/Quality Control
David Lippincott Assistant Linebackers/ Quality Control
Chip Morton Strength and Conditioning
Darrin Simmons Special Teams Coordinator
James Urban Wide Receivers
Ken Zampese Quarterbacks

2015**HEAD COACH — MARVIN LEWIS**

Paul Alexander Assistant Head Coach/ Offensive Line
Brian Braswell Offensive Quality Control/ Assistant Offensive Line
Matt Burke Linebackers
Mark Carrier Defensive Backs
Kyle Caskey Running Backs
Brayden Coombs Offensive Quality Control/ Special Teams Assistant
Jeff Friday Assistant Strength and Conditioning
Paul Guenther Defensive Coordinator
Jay Hayes Defensive Line
Jonathan Hayes Tight Ends
Hue Jackson Offensive Coordinator
Vance Joseph Defensive Backs
Marcus Lewis Defensive Assistant/Quality Control
David Lippincott Assistant Linebackers/ Quality Control
Robert Livingston Defensive Quality Control/ Special Teams Assistant
Chip Morton Strength and Conditioning
Darrin Simmons Special Teams Coordinator
James Urban Wide Receivers
Ken Zampese Quarterbacks

2016**HEAD COACH — MARVIN LEWIS**

Paul Alexander Assistant Head Coach/ Offensive Line
Jacob Burney Defensive Line
Kyle Caskey Running Backs
Brayden Coombs Assistant Special Teams/ Defensive Quality Control
Robert Couch Offensive Quality Control/ Offensive Line
Kevin Coyle Secondary
Jeff Friday Assistant Strength and Conditioning
Paul Guenther Defensive Coordinator
Jim Haslett Linebackers
Jonathan Hayes Tight Ends
Bill Lazor Quarterbacks
Marcus Lewis Defensive Quality Control/ Defensive Line
David Lippincott Assistant Linebackers/ Quality Control
Robert Livingston Secondary
Chip Morton Strength and Conditioning
Dan Pitcher Offensive Assistant/Wide Receivers
Darrin Simmons Special Teams Coordinator
James Urban Wide Receivers
Ken Zampese Offensive Coordinator

2017**HEAD COACH — MARVIN LEWIS**

Paul Alexander Assistant Head Coach/
Offensive Line
Jacob Burney Defensive Line
Kyle Caskey Running Backs
Brayden Coombs Assistant Special Teams/
Defensive Quality Control
Robert Couch Offensive Quality Control/
Offensive Line
Kevin Coyle Secondary
Jeff Friday Assistant Strength and Conditioning
Paul Guenther Defensive Coordinator
Jim Haslett Linebackers
Jonathan Hayes Tight Ends
Bill Lazor* Quarterbacks
Marcus Lewis Defensive Quality Control/
Defensive Line
David Lippincott Assistant Linebackers/
Quality Control
Robert Livingston Secondary
Chip Morton Strength and Conditioning
Dan Pitcher Offensive Assistant/Wide Receivers
Darrin Simmons Special Teams Coordinator
James Urban Wide Receivers
Ken Zampese* Offensive Coordinator
**Was Quarterbacks Coach for Games 1-2 and
Offensive Coordinator for Games 3-16.
**Released after Game 2.*

2018**HEAD COACH — MARVIN LEWIS***

Teryl Austin** Defensive Coordinator
Bob Bicknell Wide Receivers
Jacob Burney Defensive Line
Kyle Caskey Running Backs
Brayden Coombs Assistant Special Teams/
Offensive Quality Control
Robert Couch Offensive Quality Control/
Offensive Line
Jeff Friday Assistant Strength and Conditioning
Jim Haslett Linebackers
Jonathan Hayes Tight Ends
Daronte Jones Secondary/Cornerbacks
Bill Lazor Offensive Coordinator
Marcus Lewis Defensive Quality Control/
Linebackers
Robert Livingston Secondary/Safeties
Chip Morton Strength and Conditioning
Dan Pitcher Offensive Assistant/Quarterbacks
Frank Pollack Offensive line
Matt Raich Defensive Assistant/
Assistant Defensive Line
Darrin Simmons Special Teams Coordinator
Alex Van Pelt Quarterbacks
**Assumed the responsibilities of Defensive
Coordinator for Games 10-16.
**Released after Game 9.*

2019**HEAD COACH — ZAC TAYLOR**

Lou Anarumo Defensive Coordinator
Bob Bicknell Wide receivers
Joey Boese Strength and Conditioning
Brian Callahan Offensive Coordinator
James Casey Tight Ends
Gerald Chatman Defensive Assistant
Brayden Coombs Assistant Special Teams
Mark Duffner Senior Defensive Assistant
Nick Eason Defensive Line
Todd Hunt Assistant Strength and Conditioning
Daronte Jones Secondary/Cornerbacks
Jordan Kovacs Defensive Quality Control
Brad Kragthorpe Offensive Assistant
Robert Livingston Secondary/Safeties
Tem Lukabu Linebackers
Ben Martin Assistant Offensive Line
Dan Pitcher Assistant Quarterbacks
Darrin Simmons Special Teams Coordinator
Jemal Singleton Running Backs
Garrett Swanson Assistant Strength and
Conditioning
Jim Turner Offensive Line
Alex Van Pelt Quarterbacks

2020**HEAD COACH — ZAC TAYLOR**

Lou Anarumo Defensive Coordinator
Colt Anderson Assistant Special Teams
Bob Bicknell Wide Receivers
Joey Boese Strength and Conditioning
Brian Callahan Offensive Coordinator
James Casey Tight Ends
Gerald Chatman Defensive Assistant
Mark Duffner Senior Defensive Assistant
Nick Eason Defensive Line
Al Golden Linebackers
Todd Hunt Assistant Strength and Conditioning
Steve Jackson Secondary/Cornerbacks
Jordan Kovacs Defensive Quality Control
Brad Kragthorpe Offensive Assistant
Robert Livingston Secondary/Safeties
Ben Martin Assistant Offensive Line
Dan Pitcher Quarterbacks
Darrin Simmons Assistant Head Coach/
Special Teams Coordinator
Jemal Singleton Running Backs
Garrett Swanson Assistant Strength and
Conditioning
Jim Turner Offensive Line
Troy Walters Assistant Wide Receivers

PLAYER HISTORY

ALL-TIME ROSTER

To be eligible for the all-time roster, a player must have been in uniform for at least one regular-season or postseason game, or spent a minimum of four games on the roster (including inactive status). A player who qualifies at any point under these guidelines also will be credited for seasons in which he was on a reserve list but did not play or dress for a game. Players who spend time on a reserve list but have never played or dressed for a game do not qualify for the all-time roster. The Practice Squad does not qualify.

— A —			
NO.	NAME	POS.	YRS. COLLEGE
53	Abdullah, Khalid.....	LB	'03-04 Mars Hill
46	Adams, Blue.....	CB	'07 Cincinnati
52	Adams, Doug.....	LB	'71-74 Ohio State
95	Adams, Sam.....	DT	'06 Texas A&M
77	Adeniji, Hakeem.....	OT	'20 Kansas
95	Adeyanju, Victor.....	DE	'10 Indiana
92	Akinmoladun, Freedom.....	DT	'19-20 Nebraska
40	Alexander, Charles.....	HB/FB	'79-85 Louisiana State
21	Alexander, Mackensie.....	CB	'20 Clemson
82	Alexis, Alton.....	WR	'80 Tulane
15	Alford, Mario.....	WR	'15 West Virginia
8	Allen, Brandon.....	QB	'20 Arkansas
25	Allen, Jason.....	CB	'12 Tennessee
33	Ambrose, Ashley.....	CB	'96-98 Mississippi Valley St.
89	Amsler, Martin.....	DE	'70 Evansville
92	Anderson, Jamaal.....	DE	'12 Arkansas
31	Anderson, Jerry.....	S	'77 Oklahoma
14	Anderson, Ken.....	QB	'71-86 Augustana (Ill.)
71	Anderson, Willie.....	OT	'96-07 Auburn
79	Andrews, Stacy.....	G/OT	'04-08 Mississippi
78	Archer, Dan.....	OT	'68 Oregon
33	Armour, JoJuan.....	S/LB	'99-02 Miami (Ohio)
61	Aronson, Doug.....	G	'87 San Diego State
65	Arthur, Mike.....	C	'91-92 Texas A&M
96	Askew, Matthias.....	DT	'04-05 Michigan State
97	Atkins, Geno.....	DT	'10-20 Georgia
51	Avery, Ken.....	LB	'69-74 Southern Mississippi

— B —			
NO.	NAME	POS.	YRS. COLLEGE
85	Baccaglio, Martin.....	DE	'68-70 San Jose State
79	Bacon, Coy.....	DE	'76-77 Jackson State
10	Bahr, Chris.....	K	'76-79 Penn State
51	Bailey, Markus.....	LB	'20 Purdue
18	Bailey, Thomas.....	WR	'95 Auburn
42	Ball, Eric.....	FB/KOR	'89-94 UCLA
38	Banks, Estes.....	RB	'68 Colorado
90	Bankston, Michael.....	DE	'98-00 Sam Houston State
35	Barber, Chris.....	S	'87-89 North Carolina A&T
86	Barber, Mike.....	WR	'90-92 Marshall
53	Barker, Leo.....	LB	'84-91 New Mexico State
93	Barndt, Tom.....	DT	'00 Pittsburgh
38,35	Basnight, Michael.....	RB	'99-00 North Carolina A&T
84	Bass, Don.....	WR/TE	'78-81 Houston
30	Bates, Jessie, III.....	S	'18-20 Wake Forest
89	Battaglia, Marco.....	TE	'96-01 Rutgers
31	Battle, Ralph.....	DB	'84 Jacksonville State
21	Bauman, Rashad.....	CB	'04-06 Oregon
23,49	Bean, Robert.....	CB	'00-01 Mississippi State
58	Beauchamp, Al.....	LB	'68-75 Southern
45	Beckett, Rogers.....	S	'03-04 Marshall
51,52	Bell, Brandon.....	LB	'17-18 Penn State
26	Bell, Leonard.....	S	'87 Indiana
40	Bell, Myron.....	S	'98-99 Michigan State
24	Bell, Vonn.....	S	'20 Ohio State
21	Benjamin, Ryan.....	RB	'93 Pacific
35	Bennett, Antoine.....	CB	'91-92 Florida A&M
16	Bennett, Ben.....	QB	'87 Duke
36	Bennett, Brandon.....	RB/KOR	'98-03 South Carolina
23	Bennett, Fred.....	CB	'10 South Carolina
32	Benson, Cedric.....	RB	'08-11 Texas
57	Bentley, Ray.....	LB	'92 Central Michigan
66	Bergey, Bill.....	LB	'69-73 Arkansas State
25	Bernard, Giovanni.....	RB	'13-20 North Carolina
82	Berry, Royce.....	DE	'69-75 Houston
79	Berthussen, Bill.....	DE	'87 Iowa State
21	Bieniemy, Eric.....	RB/KOR	'95-98 Colorado
99,75	Billings, Andrew.....	DT	'16-19 Baylor
24	Billups, Lewis.....	CB	'86-91 North Alabama
90	Bilukidi, Christo.....	DT	'13 Georgia State
85	Binns, Armon.....	WR	'12 Cincinnati
66	Blackman, Ken.....	G	'96-99 Illinois
37	Blackmon, Roosevelt.....	CB	'98-99 Morris Brown
56	Blackstock, Darryl.....	LB/DE	'08 Virginia
29	Blackwood, Lyle.....	S/PR	'73-75 Texas Christian
74	Blados, Brian.....	G/OT	'84-91 North Carolina
45	Blair, Michael.....	FB	'98 Ball State
8	Blake, Jeff.....	QB	'94-99 East Carolina
91	Bledsoe, Amani.....	DE/DT	'20 Oklahoma
61	Bodine, Russell.....	C	'14-17 North Carolina
41	Body, Patrick.....	CB	'05 Toledo
53	Boley, Michael.....	LB	'13 Southern Mississippi
65	Boling, Clint.....	G	'11-18 Georgia
66	Booker, Vaughn.....	DE	'00-02 Cincinnati
32	Borders, Nate.....	S	'87 Indiana
61	Boyarsky, Jerry.....	NT	'82-85 Pittsburgh
85	Boyd, LaVell.....	WR	'00 Louisville
83	Boyd, Tyler.....	WR	'16-20 Pittsburgh

85	Brabham, Dan.....	LB	'68 Arkansas
60	Bradley, Chuck.....	OT	'93 Kentucky
55	Brady, Ed.....	LB/LS	'86-91 Illinois
74	Braham, Rich.....	C/G	'94-06 West Virginia
4	Bramlet, Casey.....	QB	'04 Wyoming
58	Braxton, David.....	LB	'94 Wake Forest
3,10	Breech, Jim.....	K	'80-92 California
34	Breeden, Louis.....	CB	'77-87 N. Carolina Central
18	Breen, Adrian.....	QB	'87 Morehead State
83	Brennan, Brian.....	WR	'92 Boston College
60	Brennan, Mike.....	OT	'90-91 Notre Dame
88	Brewer, Sean.....	TE	'01-02 San Jose State
10	Brice, Will.....	P	'99 Virginia
47	Bright, Greg.....	S	'80-81 Morehead State
65	Briz, Darrick.....	C	'94-98 Oregon State
43	Brim, Mike.....	CB	'93-95 Virginia Union
83	Brock, Kevin.....	TE	'14 Rutgers
50,55	Brooks, Ahmad.....	LB	'06-07 Virginia
82	Brooks, Billy.....	WR	'76-79 Oklahoma
27	Brooks, Greg.....	CB	'04-06 Southern Mississippi
21	Brooks, James.....	RB	'84-91 Auburn
33	Broussard, Steve.....	RB	'94 Washington State
93	Brown, Andrew.....	DE	'19-20 Virginia
75	Brown, Anthony.....	OT/G	'95-98 Utah
78	Brown, Bob.....	DT	'75-76 Arkansas AM&N
23	Brown, Chykie.....	CB	'16 Texas
81	Brown, Eddie.....	WR	'85-91 Miami (Fla.)
3	Brown, Josh.....	K	'12 Nebraska
86	Brown, Ken.....	WR	'87 Southern Arkansas
52	Brown, Preston.....	LB	'18-19 Louisville
80	Brown, Tom.....	WR	'87 Augustana (S.D.)
27	Brown, Tony.....	CB	'20 Alabama
21	Browner, Jim.....	S	'79-80 Notre Dame
79	Browner, Ross.....	DE	'78-86 Notre Dame
72	Brumfield, Scott.....	G	'93-97 Brigham Young
52	Buchanan, Tim.....	LB	'69 Hawaii
99	Buck, Jason.....	DE	'87-90 Brigham Young
96	Buckner, Brentson.....	NT	'97 Clemson
89	Buie, Drew.....	WR	'72 Catawba
74	Bujnoch, Glenn.....	G	'76-82 Texas A&M
4	Bullock, Randy.....	K	'16-20 Texas A&M
55	Buncom, Frank.....	LB	'68 Southern California
55	Burfit, Vontaze.....	LB	'12-18 Arizona State
28	Burk, Scott.....	S	'79 Oklahoma State
33	Burkhead, Rex.....	RB	'13-16 Nebraska
67	Burley, Gary.....	DE	'75-83 Pittsburgh
38	Burns, Jason.....	RB	'95 Wisconsin
21	Burris, Jeff.....	CB	'02-03 Notre Dame
9	Burrow, Joe.....	QB	'20 Louisiana State
58	Bush, Blair.....	C	'78-82 Washington
88	Bush, Steve.....	TE/FB/LS	'97-00 Arizona State
36,40	Busing, John.....	S	'06-08 Miami (Ohio)
27	Bussey, Barney.....	S/KOR	'86-92 South Carolina State
56	Bynes, Josh.....	LB	'20 Auburn

— C —			
NO.	NAME	POS.	YRS. COLLEGE
68	Cadigan, Dave.....	G	'94 Southern California
87	Caldwell, Andre.....	WR/KOR	'08-11 Florida
63	Calhoun, Shaq.....	G	'20 Mississippi State
50	Cameron, Glenn.....	LB	'75-85 Florida
17	Campbell, Jason.....	QB	'14 Auburn
64	Canale, Justin.....	G	'69 Mississippi State
34	Carey, Richard.....	CB	'89 Idaho
70	Carpenter, Ron N.....	DT/DE	'70-76 North Carolina State
32	Carpenter, Ron A.....	S	'93 Miami (Ohio)
86	Carroll, Wesley.....	WR	'93 Miami (Fla.)
33,39	Carson, Tra.....	RB	'16-18 Texas A&M
45	Carter, Carl.....	CB	'90 Texas Tech
82	Carter, Cethan.....	TE/HB	'17-20 Nebraska
42	Carter, Chris C.....	S	'00-01 Texas
51,56	Carter, Chris D.....	LB	'14-15 Fresno State
32	Carter, Ki-Jana.....	RB	'95-99 Penn State
21	Carter, Tom.....	CB	'99-01 Notre Dame
11	Carter, Virgil.....	QB	'70-73 Brigham Young
37	Casanova, Tommy.....	S/PR	'72-77 Louisiana State
21	Castille, Simeon.....	CB	'08 Alabama
56	Catchings, Toney.....	LB	'87 Cincinnati
55	Chamberlin, Frank.....	LB	'03-'04 Boston College
72	Chambers, Kirk.....	OT	'10 Stanford
81	Chandler, Al.....	TE	'73-74 Oklahoma
24	Chapman, Clarence.....	CB	'80-81 Eastern Michigan
80	Charles, Orson.....	TE	'12-13 Georgia
83	Chatman, Antonio.....	WR/PR	'06-09 Cincinnati
91	Chevrier, Randy.....	LS	'01 McGill (Canada)
79	Chomyszak, Steve.....	DT/DE	'68-73 Syracuse
11	Christensen, Jeff.....	QB	'83 Eastern Illinois
57	Clark, Bernard.....	LB	'90-91 Miami (Fla.)
42,35	Clark, Boobie.....	FB	'73-78 Bethune-Cookman
11	Clark, Bryan.....	QB	'84 Michigan State
21	Clark, Rico.....	CB	'99 Louisville
11	Clark, Wayne.....	QB	'74 U.S. International
93	Clarke, Will.....	DE	'14-16 West Virginia
22	Clements, Nate.....	CB/S	'11-12 Ohio State
92	Clemons, Duane.....	DE	'03-05 California
86,46	Coats, Daniel.....	TE/FB	'07-10 Brigham Young
61	Coats, Tony.....	G	'99 Washington
24	Cobb, Marvin.....	S	'75-79 Southern California
89	Cobb, Mike.....	TE	'77 Michigan State

81	Cochart, Colin.....	TE	'11 South Dakota State
80	Coffman, Chase.....	TE	'09-10 Missouri
23	Coleman, Al.....	S	'69-71 Tennessee State
60	Coleman, Reggie.....	OT	'02 Tennessee
11	Coles, Laveranues.....	WR	'09 Florida State
55	Collins, Andre.....	LB	'95-97 Penn State
73	Collins, Anthony.....	OT	'08-13 Kansas
90	Collins, Gerald.....	LB	'95 Vanderbilt
76	Collins, Glen.....	DE	'82-85 Mississippi State
80	Collinsworth, Cris.....	WR	'81-88 Florida
38	Conley, Steve.....	RB	'72 Kansas
32	Conner, John.....	FB	'12 Kentucky
12	Cook, Greg.....	QB	'69-74 Cincinnati
64	Cook, Kyle.....	C	'08-13 Michigan State
16	Cooper, Pharoah.....	WR	'19 South Carolina
92	Copeland, John.....	DE/DT	'93-00 Alabama
81	Corbett, Jim.....	TE	'77-80 Pittsburgh
16	Corn, Cody.....	WR	'16-18 Mississippi
76	Cornish, Frank.....	DT	'70 Grambling
12	Cosby, Quan.....	WR/PR	'09-10 Texas
88	Coslet, Bruce.....	TE	'69-76 Pacific
6	Costello, Brad.....	P	'98-99 Boston University
46,29	Cottrhan, Jeff.....	FB	'94-96 Ohio State
70	Colton, Barney.....	G	'79 Nebraska
52	Cousino, Brad.....	LB	'75 Miami (Ohio)
99	Covington, Christian.....	DT	'20 Rice
4	Covington, Scott.....	QB	'99-01 Miami (Fla.)
10	Crabtree, Eric.....	WR	'69-71 Pittsburgh
34	Craig, Neal.....	S	'71-73 Fisk

— D —			
NO.	NAME	POS.	YRS. COLLEGE
14	Dalton, Andy.....	QB	'11-19 Texas Christian
76	Daniels, Mike.....	DT	'20 Iowa
56	Dansby, Carlos.....	LB	'16 Auburn
96	Davidson, Kenny.....	DE	'96 Louisiana State
26	Davis, Charlie.....	RB	'74-75 Colorado
37	Davis, Jalen.....	CB	'20 Utah State
31	Davis, Lee.....	CB	'85 Mississippi
21	Davis, Oliver.....	S	'81-82 Tennessee State
27	Davis, Ricky.....	S	'75 Alabama
35,25	Davis, Tony.....	RB/PR	'76-78 Nebraska
59	Davis-Gaither, Akeem.....	LB	'20 Appalachian State
34	Dawson, Clifton.....	RB	'07 Harvard
47	Dawson, P.J.....	LB	'15-16 Texas Christian
93	DeAyala, Kiki.....	LB	'86-87 Texas
85	DeGraffenreid, Allen.....	WR	'93 Ohio State
50	DeLeon, Tom.....	G/C	'72-73 Ohio State
73	DeMarco, Brian.....	G	'99 Michigan State
21	Dennard, Darqueze.....	CB	'14-19 Michigan State
63	Dennis, Guy.....	G	'69-72 Florida
74	Dennis, Mark.....	OT	'94 Illinois
56	DePaso, Tom.....	LB	'78 Penn State
51	Devlin, Chris.....	LB	'75-78 Penn State
34	Dillahunt, Ellis.....	S	'88 East Carolina
28	Dillon, Corey.....	RB	'97-03 Washington
51	DiManche, Jayson.....	LB	'13-14 Southern Illinois
38	Dingle, Mike.....	RB	'91-92 North Carolina
52,51	Dinkel, Tom.....	LB	'78-83,85 Kansas
51	Dixon, Gerald.....	LB	'96-97 South Carolina
29	Dixon, Rickey.....	DB	'88-92 Oklahoma
7	Dolegala, Jake.....	QB	'19 Central Connecticut St.
66	Donahue, Mark.....	G	'78-79 Michigan
10	Dorsch, Travis.....	P/K	'02 Purdue
27	Dorsey, DeDe.....	RB	'07-08 Lindenwood
44	Doss, Mike.....	S	'08 Ohio State
76	Doughty, Mike.....	OT	'99-00 Notre Dame
67	Douglas, David.....	OT	'86-88 Tennessee
45	Douthard, Ty.....	RB	'97 Illinois
44	Dressler, Doug.....	RB	'70-74 Chico State
6	Driskel, Jeff.....	QB	'16-19 Louisiana Tech
41	Duckett, Forey.....	DB	'94 Nevada-Reno
81	Dugans, Ron.....	WR	'00-02 Florida State
96	Dunlap, Carlos.....	DE	'10-20 Florida
80	Dunn, David.....	WR/KOR	'95-98 Fresno State
21	Dunn, Paul.....	RB	'70 U.S. International
29	Durko, Sandy.....	S	'70-72 Southern California
44	Dye, Tony.....	S	'12-13 UCLA
27	Dyer, Ken.....	S	'69-71 Arizona State

— E —			
NO.	NAME	POS.	YRS. COLLEGE
70	Eaddy, James.....	NT	'87 New York Tech
53,87	Edebali, Kasim.....	DE	'18 Boston College
41	Edmonds, Chris.....	LB/TE/FB	'01-03 West Virginia
73	Edwards, Eddie.....	DE/DT	'77-88 Miami (Fla.)
85	Eifert, Tyler.....	TE	'13-19 Notre Dame
36	Elliott, Lenvil.....	RB	'73-78 Northeast Missouri St.
59	Ely, Larry.....	LB	'70-71 Iowa
52	Elzey, Paul.....	LB	'68 Toledo
12	Erickson, Alex.....	WR/PR/KOR	'16-20 Wisconsin
50	Erickson, Bernard.....	LB	'68 Abilene Christian

(Player history — all-time roster, continued)

17	Ernst, Mike	QB	'73-74	Cal State-Fullerton
7	Esiason, Boomer	QB	'84-92, '97	Maryland
50	Evans, Jordan	LB	'17-20	Oklahoma

— F —

NO.	NAME	POS.	YRS.	COLLEGE
31	Fain, Richard	CB	'91	Florida
62	Faine, Jeff	C	'12	Notre Dame
63	Fairchild, Greg	G	'76-77	Tulsa
68	Fanene, Jonathan	DE/DT	'05-11	Utah
33	Farley, John	RB	'84	Cal State-Sacramento
83	Farmer, Danny	WR	'00-02	UCLA
96	Fears, Willie	DE	'87	Northwestern St. (La.)
42	Fejedelem, Clayton	S	'16-19	Illinois
44	Fenner, Derrick	FB	'92-94	North Carolina
72	Fest, Howard	G/OT	'68-75	Texas
5	Finley, Ryan	QB	'19-20	North Carolina State
61	Finney, B.J.	C	'20	Kansas State
25	Fisher, Charles	CB	'99-00	West Virginia
74, 44	Fisher, Jake	OT/HB	'15-18	Harvard
11	Fitzpatrick, Ryan	QB	'07-08	Harvard
52	Flaherty, Tom	LB	'87	Northwestern
25	Fletcher, Jamar	CB	'08	Wisconsin
71	Fletcher, John	G	'87	Texas A&I
53	Flowers, Marquis	LB	'14-16	Arizona
95	Foley, Steve	LB	'98-02	Northwestern Louisiana
67	Fontenot, Jerry	C	'04	Texas A&M
11	Ford, Mike	QB	'82	Southern Methodist
88	Foschi, J.P.	TE	'09-10	Georgia Tech
50	Francis, James	LB	'90-98	Baylor
39	Franklin, Pat	RB	'87	Southwest Texas St.
88	Franks, Jordan	TE	'18	Central Florida
57	Frazier, Andre	LB	'06-07	Cincinnati
43	Frazier, Curt	CB	'68	Fresno State
49, 58	Frazier, Guy	LB	'81-84	Wyoming
12	Frerotte, Gus	QB	'02	Tulsa
97	Frier, Mike	DE	'92-94	Appalachian State
47, 83	Frisch, David	TE	'93-94	Colorado State
33	Fritts, Stan	RB	'75-76	North Carolina State
33	Fulcher, David	S	'86-92	Arizona State
17	Fulhage, Scott	P	'87-88	Kansas State
42	Fuller, Mike	S/PR	'81-82	Auburn

— G —

NO.	NAME	POS.	YRS.	COLLEGE
18	Gallery, Jim	K	'89	Minnesota
48	Garrett, John	WR	'89	Princeton
89	Garrett, Shane	WR/KOR	'91-92	Texas A&M
11	Gaynor, Doug	QB	'86	Cal State-Long Beach
91	Geathers, Robert	DE/LB	'04-14	Georgia
26	Gehrke, Jack	WR	'69	Utah
89	George, Tim	WR	'73	Carson-Newman
21	Ghee, Brandon	CB	'10-13	Wake Forest
53	Ghiacuc, Eric	C	'05-08	Central Michigan
48	Gibler, Andy	TE	'83	Missouri
84	Gibson, Damon	WR/PR	'98	Iowa
99	Gibson, Oliver	DT/NT	'99-03	Notre Dame
95	Gilberry, Wallace	DE	'12-16	Alabama
30	Gillard, Tony	S	'97	Ball State
98	Glasgow, Ryan	DT	'17-19	Michigan
64	Glass, Bill	G	'80	Baylor
77	Glenn, Cordy	OT	'18-19	Georgia
42	Glover, LaVar	CB	'02	Cincinnati
63	Goff, Mike	G/OT/C	'98-03	Iowa
58	Gordon, Alex	LB	'91-93	Cincinnati
7	Gradkowski, Bruce	QB	'11-12	Toledo
33	Graham, Kenny	S	'70	Washington State
41	Graham, Scottie	RB	'97	Ohio State
17	Graham, Shayne	K	'03-09	Virginia Tech
24	Grant, Alan	CB	'93	Stanford
98	Grant, David	NT	'88-91	West Virginia
91	Granville, Billy	LB	'97-00	Duke
41	Graves, White	S	'68	Louisiana State
18	Green, A.J.	WR	'11-20	Georgia
41	Green, Dave	P/K	'74-75	Ohio
28	Green, Harold	RB	'90-95	South Carolina
18	Green, Skyler	WR	'07	Louisiana State
42	Green-Ellis, BenJarvis	RB	'12-13	Mississippi
84	Gresham, Jermaine	TE	'10-14	Oklahoma
45	Griffin, Archie	RB	'76-83	Ohio State
87	Griffin, Damon	WR/PR	'99-00	Oregon
22	Griffin, James	S	'83-85	Middle Tennessee St.
76	Griffin, Jim	DE	'68	Grambling
44	Griffin, Ray	CB/KOR	'78-84	Ohio State
46	Groce, Cliff	FB	'99-00	Texas A&M
28	Gullory, John	DB	'69-70	Stanford
27	Gunn, Lance	S	'93	Texas
89	Gunner, Harry	DE	'68-69	Oregon State
62	Gutierrez, Brock	C/G	'96-02	Central Michigan

— H —

NO.	NAME	POS.	YRS.	COLLEGE
45	Haddix, Wayne	CB	'91	Liberty
35	Haffner, Mike	WR	'71	UCLA
26	Hall, Cory	S	'99-02	Fresno State
29	Hall, Leon	CB	'07-15	Michigan
87	Hamilton, Cobi	WR	'14	Arkansas
88	Hamilton, Lawrence	WR	'03	Stephen F. Austin
71	Hammerstein, Mike	DE/NT	'86-90	Michigan
66	Hannula, Jim	OT	'83	Northern Illinois
91	Harrison, Marcus	DT	'15-16	Arizona State

45, 41	Hardy, Adrian	CB	'94-95	Northwestern St. (La.)
51	Hardy, Kevin	LB	'03-04	Illinois
36	Hargrove, Jim	RB	'81	Wake Forest
57	Harmen, Ed	LB	'69	Louisville
96	Harrington, Chris	DE	'08	Texas A&M
53	Harris, Bo	LB	'75-82	Louisiana State
46	Harris, Clark	LS	'09-20	Rutgers
35	Harris, Davontae	CB	'18	Illinois State
26	Harris, Jim	DB	'71	Howard Payne
83	Harris, M.L.	TE	'80-85	Kansas State
8	Harris, Nick	P	'01-03	California
95	Harris, Orien	DT	'08-09	Miami (Fla.)
92	Harrison, James	LB	'13	Kent State
68	Hart, Bobby	OT	'18-20	Florida State
50	Hawk, A.J.	LB	'15	Ohio State
16	Hawkins, Andrew	WR	'11-13	Toledo
27	Hawkins, Artrell	CB	'98-03	Cincinnati
72	Hawkinson, Tanner	G	'13-14	Kansas
98	Hayden, Nick	DT	'11	Wisconsin
5	Hayes, Jeff	P	'86	North Carolina
69	Headrick, Sherrill	LB	'68	Texas Christian
20	Hearst, Garrison	RB	'96	Georgia
36	Heath, Jo-Jo	DB	'80	Pittsburgh
22	Heath, Rodney	CB	'99-01	Minnesota
34	Hebert, Kyries	S	'08-09	Louisiana-Lafayette
50	Henderson, Eric	DE/LB	'07-08	Georgia Tech
41	Henderson, Trayvon	S	'18-20	Hawaii
15	Henry, Chris	WR	'05-09	West Virginia
38	Henson, Champ	RB	'75	Ohio State
34	Herock, Ken	TE	'68	West Virginia
22	Herring, Kim	S	'04-05	Penn State
34	Herron, Daniel	RB	'12	Ohio State
16	Hertel, Rob	QB	'78	Southern California
89	Hewitt, Ryan	H-B	'14-17	Stanford
56	Hibler, Mike	LB	'68	Stanford
27	Hicks, Bryan	S	'80-84	McNeese State
85	Higgins, Tee	WR	'20	Clemson
23	Hill, Brian	RB	'17	Wyoming
49	Hill, Darius	TE	'09	Ball State
84, 19	Hill, Jeff	WR	'94-96	Purdue
32	Hill, Jeremy	RB	'14-17	Louisiana State
28	Hill, Troy	CB	'15	Oregon
89	Hillary, Ira	WR/PR	'87-89	South Carolina
98	Hinkle, George	DE	'93	Arizona
58	Hobson, Victor	LB	'08	Michigan
52	Hodge, Abdul	LB	'08-09	Iowa
7	Hogan, Kevin	QB	'20	Stanford
83	Holden, Steve	WR	'77	Arizona State
40	Hollfield, John	RB	'88-89	West Virginia
76	Holland, Vernon	OT	'71-79	Tennessee State
12	Hollas, Donald	QB	'91-94	Rice
82	Holman, Rodney	TE	'82-92	Tulane
66, 73	Hopkins, Trey	C/G	'14, '16-20	Texas
16	Holt, Glenn	WR/KOR	'06-08	Kentucky
71	Horn, Rod	NT	'80-81	Nebraska
10	Horne, Greg	P	'87	Arkansas
20	Horton, Ray	CB	'83-88	Washington
84	Houshmandzadeh, T.J.	WR/PR	'01-08	Oregon State
53	Howard, Thomas	LB	'11-12	Texas-El Paso
20	Howard, Ty	CB	'99	Ohio State
71	Howe, Garry	NT	'93	Colorado
94	Hubbard, Sam	DE	'18-20	Ohio State
10	Huber, Kevin	P	'09-20	Cincinnati
60	Hudson, Otis	G	'11	Eastern Illinois
85	Hudson, James	WR	'96-99	Portland State
20	Hunt, Bobby	S	'68-69	Auburn
31	Hunt, Gary	DB	'87	Memphis State
72	Hunt, Ron	OT	'76-78	Oregon
99, 70	Hunt, Margus	DE/DT	'13-16, '20	Southern Methodist

— I —

NO.	NAME	POS.	YRS.	COLLEGE
43	Iloka, George	S	'12-17	Boise State
92	Ingils, Tim	LB	'87-88	Toledo
16	Irwin, Trenton	WR	'19-20	Stanford

— J —

NO.	NAME	POS.	YRS.	COLLEGE
23	Jackson, Bernard	S/CB/KOR	'72-76	Washington State
28	Jackson, Dexter	S	'06-08	Florida State
65	Jackson, John	OT	'00-01	Eastern Kentucky
95	Jackson, LaDairis	LB	'03-04	Oregon State
37	Jackson, Robert	S	'81-87, '89	Central Michigan
22	Jackson, William, III	CB	'16-20	Houston
80	Jackson, Willie	WR	'98-99	Florida
80	James, Lynn	WR	'90-91	Arizona State
20, 26	James, Tory	CB	'03-06	Louisiana State
30	Jauron, Dick	S	'78-81	Yale
93, 53	Jeanty, Rashad	LB	'06-09	Central Florida
57	Jefferson, Kevin	LB	'94-95	Lehigh
45	Jefferson, Malik	LB	'18	Texas
87	Jeffries, Curtis	TE	'87	Louisville
84	Jenkins, Mike	WR	'97	Hampton
23	Jennings, Kelly	CB	'11	Miami (Fla.)
25	Jennings, Ligarius	CB	'01-02	Tennessee State
36	Jennings, Stanford	RB/KOR	'84-90	Furman
64	Jerry, John	G/OT	'19	Mississippi
68	Jetton, Paul	C/G	'89-91	Texas
30	Johnson, Bill	RB	'85-87	Arkansas State
54	Johnson, Bob	C	'68-79	Tennessee
59	Johnson, Brandon	LB	'08-11	Louisville
85	Johnson, Chad	(changed last name to Ochocinco in 2008; was known as Ochocinco from '08-11)		
		WR	'01-10	Oregon State

74	Johnson, Fred	OT/G	'19-20	Florida
68, 99	Johnson, Donnell	OT	'93	Johnson C. Smith
11	Johnson, Doug	QB	'06	Florida
19	Johnson, Essex	RB/PR/KOR	'68-75	Grambling
39	Johnson, James	RB	'08	Kansas State
31, 23	Johnson, Jeremi	FB	'03-09	Western Kentucky
29	Johnson, Jim	DB	'69	South Carolina State
55	Johnson, John	LB	'94	Clemson
8	Johnson, Josh	QB	'13	San Diego
80	Johnson, Ken	DE	'71-77	Indiana
59	Johnson, Landon	LB	'04-07	Purdue
27	Johnson, Larry	RB	'09	Penn State
11	Johnson, Lee	P/K	'88-98	Brigham Young
43	Johnson, Mark	S	'87	Western Kentucky
93, 90	Johnson, Michael	DE/LB	'09-13, '15-18	Georgia Tech
52	Johnson, Nico	LB	'14	Alabama
46	Johnson, Pete	FB	'77-83	Ohio State
50	Johnson, Riall	LB	'01-03	Stanford
32	Johnson, Rudi	RB	'01-07	Auburn
60	Johnson, T.J.	C/G	'14-17	South Carolina
99	Johnson, Tank	DT	'09-10	Washington
90	Johnson, Tim	DT	'96	Penn State
78	Johnson, Walter	DT	'77	Los Angeles State
18	Joiner, Charlie	WR	'72-75	Grambling
57	Joltz, Evan	LB	'74	Cincinnati
24	Jones, Adam	CB/PR/KOR	'10-17	West Virginia
32	Jones, Bob	S	'73-74	Virginia Union
66	Jones, Dan	OT	'93-95	Maine
20	Jones, David	CB	'07-09	Wingate
57	Jones, Dhani	LB	'07-10	Michigan
44	Jones, Herana-Daze	S	'06-08	Indiana
47	Jones, Keandre	LB	'20	Maryland
76	Jones, Levi	OT	'02-08	Arizona State
82	Jones, Marvin	WR	'12-15	California
25	Jones, Rod (Roderick)	CB	'90-96	Southern Methodist
60	Jones, Rod (Rodrek)	OT/G	'96-00	Kansas
24	Jones, Roger	CB	'94-96	Tennessee State
77	Jones, Scott	OT	'89-91	Washington
74, 78	Jones, Willie Lee	DT/DE	'68, '70-71	Kansas State
83	Jordan, Kevin	WR	'96	UCLA
60	Jordan, Michael	G	'19-20	Ohio State
36	Joseph, James	RB	'95	Auburn
22	Joseph, Johnathan	CB	'06-10	South Carolina
12	Joseph, Kerry	QB	'96	McNeese State
10	Justin, Paul	QB	'98	Arizona State

— K —

NO.	NAME	POS.	YRS.	COLLEGE
34	Kaesviharn, Kevin	S/CB	'01-06	Augustana (S.D.)
62	Kalis, Todd	G	'95	Arizona State
90	Kareem, Khalid	DE	'20	Notre Dame
84	Kattus, Eric	TE	'86-91	Michigan
56	Kearney, Tim	LB	'72-74	Northern Michigan
29	Keaton, Curtis	RB/KOR	'00-01	James Madison
44	Keeling, Rex	P	'68	Samford
24	Kelleremann, Ernie	S	'72	Miami (Ohio)
77	Kelly, Bob	OT	'68	New Mexico State
58	Kelly, Joe	LB	'86-89	Washington
87	Kelly, Mike	TE	'70-72	Davidson
82	Kelly, Reggie	TE	'03-10	Mississippi State
98	Kelly, Todd	DE	'95-96	Tennessee
26	Kemp, Bobby	S	'81-86	Cal State-Fullerton
89	Kern, Don	TE	'84-85	Arizona State
43	Kilmer, Ethan	S	'06-08	Penn State
65	Kindricks, Bill	DT	'68	Alabama A&M
47	King, Charlie	CB	'68-69	Purdue
90	King, Emanuel	LB	'85-88	Alabama
41	King, Joe	S	'91	Oklahoma State
28	Kinnebrew, Larry	FB	'83-87	Tennessee State
55	Kirk, Randy	LB	'92-93	San Diego State
27	Kirkpatrick, Dre	CB	'12-19	Alabama
3	Kitna, Jon	QB	'01-05	Central Washington
7, 15	Klinger, David	QB	'92-95	Houston
71	Koch, Pete	DT	'84	Maryland
50	Koegel, Vic	LB	'74	Ohio State
3	Koehn, Marshall	K	'17	Iowa
68	Kollar, Bill	DT	'74-76	Montana State
75	Koolstra, Scott	G/OT	'03-09	North Carolina State
30	Kors, R.J.	S	'93	Cal State-Long Beach
64	Kozerski, Bruce	C/G/OT	'84-95	Holy Cross
86	Kreider, Steve	WR	'79-86	Lehigh
6	Krenzler, Craig	QB	'05	Ohio State
15	Kresser, Eric	QB	'97-99	Marshall
75	Krevis, Al	OT	'75	Boston College
81	Kroft, Tyler	TE	'15-18	Rutgers
69	Krumrie, Tim	NT	'83-94	Wisconsin
59	Kurnick, Howie	LB	'79-80	Cincinnati

— L —

NO.	NAME	POS.	YRS.	COLLEGE
11	LaFell, Brandon.....	WR	'16-'17	Louisiana State
40	Lamb, Ron.....	RB	'68-'71	South Carolina
59	Lamur, Emmanuel.....	LB	'12-'15	Kansas State
94,58	Langford, Jevon.....	DE	'96-'01	Oklahoma State
62	Lapham, Dave.....	G/C/O	'74-'83	Syracuse
19	Larson, Kyle.....	P	'04-'08	Nebraska
83	Law, Dennis.....	WR/P	'78	East Tennessee State
80	Lawrie, Nate.....	TE	'07-'08	Yale
58	Lawson, Carl.....	DE/LB	'17-'20	Auburn
99	Lawson, Manny.....	LB	'11-'12	North Carolina State
68	Lawson, Steve.....	G	'71-'72	Kansas
55	LeClair, J.....	LB	'72-'83	North Dakota
86	Lee, Donald.....	TE	'11	Mississippi State

(Player history — all-time roster, continued)

58	Leeuwenburg, Jay	G/C	'99	Colorado
8	LeFevour, Dan	QB	'10	Central Michigan
89	Lengel, Matt	TE	'18	Eastern Kentucky
40	Leonard, Brian	RB	'09-12	Rutgers
52	Levels, Dwayne	LB	'03	Oklahoma State
88	Levenseller, Mike	WR	'79-80	Washington State
15	Lewis, Dave	P/QB	'70-73	Stanford
37	Lewis-Harris, Chris	CB	'12-16	Tenn.-Chattanooga
77	Leyva, Victor	G/OT	'01-03	Arizona State
75	Linn, Jack	G/OT	'93	West Virginia
88,11	Little, Greg	WR	'14-15	North Carolina
62	Livings, Nate	G	'08-11	Louisiana State
11	Livingston, Dale	P/K	'68-69	Western Michigan
52	Logan, James	LB	'95	Memphis
29,23	Logan, Marc	RB	'87-88	Kentucky
30	Loit, Anthonie	CB	'97	Florida
30	Luchey, Nick (formerly Nick Williams)	FB/H-B	'99-02,'05	Miami (Fla.)
50	Luigs, Jonathan	C	'09	Arkansas
29	Lusby, Vaughn	CB/PR	'79	Arkansas
47	Lynch, Corey	S	'08	Appalachian State
35	Lynch, James	FB	'04	Maryland

— M —

NO.	NAME	POS.	YRS.	COLLEGE
26	Mabin, Greg	CB	'19	Iowa
34	Mack, Tremain	S/CB/KOR	'97-00	Miami (Fla.)
77	Maddox, Bob	DE	'74	Frostburg State
47	Maidlow, Steve	LB	'83-84	Michigan State
96	Mallard, Josh	DE	'08	Georgia
80	Malone, Josh	WR	'17-18	Tennessee
9	Manca, Massimo	K	'87	Penn State
44	Manning, Aaron	CB	'87	Iowa State
95	Manning, Roy	LB	'07	Michigan
58	Manos, Sam	C	'87	Marshall
44	Manuel, Marquand	S	'02-03	Florida
22	Marsh, Curtis	CB	'13	Utah State
83	Marshall, Ed	WR	'71	Cameron (Okla.)
52	Marshall, Lemar	LB	'07	Michigan State
88	Martin, Mike	WR/PR/KOR	'83-89	Illinois
98	Martin, Terrance	DT	'04	North Carolina State
24	Mathias, Ric	CB	'98-99	Wisconsin-LaCrosse
66	Mathis, Evan	G	'08-10	Alabama
57,52	Matlock, John	C	'68	Miami (Fla.)
73	Matson, Pat	G	'68-74	Oregon
6	Matthews, Shane	QB	'03	Florida
58	Maulaluga, Rey	LB	'09-16	Southern California
36	Maula, Reagan	FB	'08	Hawaii
96	Maxey, Curtis	NT	'88	Grambling
50,58	Maxwell, Jim	LB	'07-08	Gardner-Webb
10	Maxwell, Marcus	WR	'07-08	Oregon
71	Mayes, Rufus	OT	'70-78	Ohio State
51	Mays, Corey	LB	'07-08	Notre Dame
26	Mays, Taylor	S	'11-14	Southern California
39	McCalebb, Onterio	CB	'14	Auburn
82	McCall, Ed	WR	'68	Miles College
5	McCarron, AJ	QB	'14-17	Alabama
72	McClendon, Skip	DE	'87-91	Arizona State
65,66	McClure, Wayne	LB	'68,'70	Mississippi
40	McCluskey, David	RB	'87	Georgia
86	McDaniel, John	WR	'74-77	Lincoln
69	McDonald, Clinton	DT	'10	Memphis
56	McDonald, Ricardo	LB	'92-97	Pittsburgh
85	McGee, Tim	WR/KOR	'86-92,'94-95	Tennessee

82	McGee, Tony	TE	'93-01	Michigan
56	McGhee, Kanavis	LB	'94	Colorado
59	McGill, Karmeleayah	LB	'93	Notre Dame
66	McGlynn, Mike	G	'11	Pittsburgh
87	McInally, Pat	P/WR	'76-85	Harvard
69	McKenzie, Kahill	DT	'20	Tennessee
43	McMullen, Kirk	TE	'01	Pittsburgh
10	McNeal, Reggie	WR	'06	Texas A&M
29	McRae, Tony	CB	'17-19	North Carolina A&T
20	McTyer, Torry	CB	'19-20	Nevada-Las Vegas
42	McVea, Warren	WR/KOR	'68	Houston
85	Meehan, Greg	WR	'87	Bowling Green
58	Megna, Marc	LB	'00	Richmond
62	Melander, Jon	G	'92	Minnesota
59	Melontree, Andrew	LB	'80	Baylor
3	Mesko, Zoltan	P	'13	Michigan
68	Middendorf, Dave	G	'68-69	Washington State
45	Miles, Jeremy	S	'10-13	Massachusetts
36	Miles, Ostell	RB	'92-93	Houston
58	Miller, Caleb	LB	'04-07	Arkansas
67	Miller, John	G	'19	Louisville
44	Milne, Brian	FB	'96-99	Penn State
51	Minter, Kevin	LB	'17	Louisiana State
42	Mitchell, Anthony	S	'04-06	Tuskegee
72	Mitchell, Mack	DE	'79	Houston
19	Mitchell, Scott	QB	'00-01	Utah
99	Mitz, Alonzo	DE	'91-92	Florida
28	Mixon, Joe	RB	'17-20	Oklahoma
52	Moch, Dontay	LB	'11-12	Nevada
93	Monds, Mario	DT	'01-02	Cincinnati
28	Montgomery, Cleotha	RB/KOR/PR	'80	Abilene Christian
65	Montoya, Max	G/OT	'79-89	UCLA
60	Moore, Blake	C	'80-83	Wooster
60	Moore, Eric	OT	'94	Indiana
29	Moore, Kelvin	S	'98-99	Morgan State

60	Moore, Langston	DT	'04	South Carolina
50	Moore, Larry	G/C	'04-05	Brigham Young
65	Moore, Maulty	DT	'75	Bethune-Cookman
93	Morabito, Tim	DT	'96	Boston College
21	Morgan, Melvin	CB	'76-78	Mississippi Valley St.
17	Morgan, Stanley	WR	'19-20	Nebraska
26	Morrison, Reece	RB	'72-73	Southwest Texas St.
73	Moyer, Ken	G/OT	'89-94	Toledo
56	Muckelroy, Rodrick	LB	'10-12	Texas
16	Muhlmann, Horst	K	'69-74	(none)
78	Munoz, Anthony	OT	'80-92	Southern California
44	Murray, Rico	CB/S	'09-11	Kent State
25	Myers, Chip	WR	'69-76	Northwestern Okla.
31	Myers, Greg	S/PR	'96-99	Colorado State
96	Myers, Michael	DT	'07	Alabama
37	Myles, Reggie	CB/S	'02-05	Alabama

— N —

NO.	NAME	POS.	YRS.	COLLEGE
57	Naves, Hannibal	LB	'05	Colorado
41	Ndukwe, Chinedum	S	'07-10	Notre Dame
41	Neal, Lorenzo	FB	'01-02	Fresno State
52	Neal, Randy	LB	'95-96	Virginia
53	Neidert, John	LB	'68	Louisville
20	Nelson, Reggie	S	'10-15	Florida
43	Nelson, Tom	S	'09-10	Illinois State
74	Newhouse, Marshall	OT	'14	Texas Christian
23	Newman, Terence	CB	'12-14	Kansas State
52	Nicholson, A.J.	LB	'06	Florida State
56	Nickerson, Hardy	LB	'17-19	Illinois
42	Niehoff, Rob	S	'87	Cincinnati
95	Nix, Roosevelt	DE	'92-93	Central State (Ohio)
12	Norseth, Mike	QB	'87-88	Kansas
89	Novak, Jack	TE	'75	Wisconsin
2	Nugent, Mike	K	'10-16	Ohio State

— O —

NO.	NAME	POS.	YRS.	COLLEGE
68	Obrovac, Mike	G/OT	'81-83	Bowling Green
	Ochoincio, Chad (see Chad Johnson)			
98	Odom, Antwan	DE	'08-10	Alabama
12	O'Donnell, Neil	QB	'98	Maryland
72	O'Dwyer, Matt	G	'99-03	Northwestern
92	Ogbo, Eric	DE	'02	Maryland
70	Ogbuehi, Cedric	OT	'15-18	Texas A&M
96	Oglesby, Alfred	DT	'95	Houston
52	Oglefree, Craig	LB	'90	Auburn
26	Ohalet, Ifeanyi	S	'05	Southern California
29	Oliver, Louis	S	'94	Florida
24	O'Neal, Deltha	CB	'04-07	California
26	Orlando, Bo	S	'96-97	West Virginia
4	O'Sullivan, J.T.	QB	'09	California, Davis
48	Ott, Tyler	LS	'16	Harvard
81	Owens, Terrell	WR	'10	Tenn.-Chattanooga

— P —

NO.	NAME	POS.	YRS.	COLLEGE
9	Palmer, Carson	QB	'03-10	Southern California
5	Palmer, Jordan	QB	'08-10	Texas-El Paso
74	Park, Ernie	G	'69	McMurry
86	Parker, Carl	WR	'88-89	Vanderbilt
24	Parker, Sirr	CB	'00	Texas A&M
20	Parish, Lemar	CB/PR/KOR	'70-75	Lincoln
93	Parlen, Ty	DE	'93-95	Air Force
98	Patterson, Elton	DE	'03-04	Central Florida
27	Paul, Tito	CB	'97	Ohio State
64	Payne, Rod	C	'97-98	Michigan
20	Peacock, Elvis	RB	'81	Oklahoma
30	Peerman, Cedric	RB	'10-17	Virginia
46	Peko, Domata	DT	'06-16	Michigan State
9	Pelfrey, Doug	K	'93-99	Kentucky
34	Perine, Samaje	RB	'19-20	Oklahoma
76	Perkins, Kent	OT	'17	Texas
64	Perreault, Pete	G	'68	Boston University
23,26	Perry, Chris	RB/KOR	'04-08	Michigan
31	Perry, Jason	S	'02	North Carolina State
32	Perry, Scott	CB	'76-79	Williams
88	Perry, Tab	WR/KOR	'05-07	UCLA
77	Peters, Frank	OT	'69	Ohio
50	Peterson, Ben	LB/LS	'99	Pittsburg State
53,87	Peterson, Bill	LB	'68-72	San Jose State
4	Petrey, Aaron	K	'10	Ohio State
10	Philcox, Todd	QB	'90	Syracuse
23,24	Phillips, Darius	CB	'18-20	Western Michigan
30	Phillips, Jess	RB/DB	'68-72	Michigan State
59	Phillips, Ray	LB	'77-78	Nebraska
81,80	Pickens, Carl	WR/PR	'92-99	Tennessee
42	Pickering, Clay	WR	'84-85	Maine
58,97	Pillman, Brian	LB	'84	Miami (Ohio)
81	Pleasant, Marquis	WR	'87	Southern Methodist
61	Poe, Bill	G	'87	Morehead State
99	Pollack, David	LB	'05-07	Georgia
67	Pollak, Mike	G	'13-14	Arizona State
76	Pollard, Trent	G/OT	'94-96	Eastern Washington
35	Poole, Nathan	RB	'79-80	Louisville
13	Pope, Daniel	P	'00	Alabama
24	Pope, Geoffrey	CB	'08-09	Howard
56	Porter, Sean	LB	'13-15	Texas A&M
72,91	Powell, Carl	DE	'03-05	Louisville
9	Powell, Shawn	P	'13	Florida State
57	Pratt, Germaine	LB	'19-20	North Carolina State
36	Pressley, Chris	FB	'10-13	Wisconsin
53	Price, Billy	C/G	'18-20	Ohio State
32	Price, Mitchell	CB/PR	'90-93	Tulane

71	Prince, Isaiah	OT	'19-20	Ohio State
60	Pritchard, Ron	LB	'72-77	Arizona State
68	Purelford, Dave	DT	'78	Eastern Michigan
14	Purify, Maurice	WR	'09	Nebraska
97	Purvis, Andre	DT/DE	'97-99	North Carolina

— Q —

NO.	NAME	POS.	YRS.	COLLEGE
89	Query, Jeff	WR	'92-95	Millikin
89	Quinn, Richard	TE	'12	North Carolina

— R —

NO.	NAME	POS.	YRS.	COLLEGE
5	Rackers, Neil	K	'00-02	Illinois
81	Randall, Dennis	DE	'68	Oklahoma State
90	Randall, Kheeston	DT	'13	Texas
27	Randolph, Al	CB	'72	Iowa
20	Randolph, Thomas	CB	'98	Kansas State

25,26,	34	Ratliff, Keiwan	CB/PR	'04-07,'09-10	Florida
--------	----	-----------------	-------	---------------	---------

31	Rawls, Thomas	RB	'18	Central Michigan
61	Rayam, Tom	G	'92-93	Alabama
3	Rayner, Dave	K	'08	Michigan State
51	Razzano, Rick	LB	'80-84	Virginia Tech
98	Reader, D.J.	DT	'20	Clemson
52	Reasons, Gary	LB	'92	Northwestern St. (La.)
11	Reaves, John	QB	'75-78	Florida
62	Redmond, Alex	G	'17-20	UCLA
79	Rehberg, Scott	G/OT	'00-03	Central Michigan
74	Reid, Mike	DT	'70-74	Penn State
75	Reimers, Bruce	G/OT	'84-91	Iowa State
67	Reinke, Jeff	DE	'87	Mankato State
88	Rembert, Reggie	WR	'91-93	West Virginia
57,53	Rey, Vincent	LB	'10-18	Duke
55	Reynolds, LaRoy	LB	'19	Virginia
70	Rice, Andy	DT	'68-69	Texas Southern
46	Rice, Dan	RB	'87	Michigan
10	Richardson, Kyle	P	'03-04	Arkansas State
68	Richey, Tom	G/OT	'87	Kentucky
72	Ridgle, Elston	DE	'92	Nevada-Reno
83	Riggs, Jim	TE	'87-92	Clemson
66	Riley, Bob	OT	'87	Indiana
13	Riley, Ken	CB	'69-83	Florida A&M

52,64,	50	Rimington, Dave.....	C	'83-87	Nebraska
	79	Ringo, Christian.....	DT	'18	Louisiana-Lafayette
	55	Rivers, Keith.....	LB	'08-11	Southern California
	52	Roach, Trevor.....	LB	'15-16	Nebraska
	30	Roberts, Terrell.....	CB	'03-04	Oregon State
	98	Robinson, Bryan.....	DE/DT	'05-07	Fresno State
	23	Robinson, Frank.....	CB	'92	Boise State
	81	Robinson, Patrick.....			

18	Robinson, Paul	RB/KOR	'68-72	Arizona
66	Robinson, Trevor	C	'12-13	Notre Dame
12	Roby, Courtney	WR	'07	Indiana
79	Rogers, Lamar	DE	'91-92	Auburn
74	Roland, Dennis	OT	'08-13	Georgia
20	Roman, Mark	CB/S	'00-03	Louisiana State
81	Roman, Nick	DE	'70-71	Ohio State
83	Romasko, Dave	TE	'87	Carroll College
94	Romer, Rich	LB	'88-89	Union (N.Y.)
39	Rose, Winston	CB	'20	New Mexico
57	Ross, Adrian	LB	'98-03	Colorado State
89,84	Ross, Dan	TE	'79-83,'85	Northwestern
15,11	Ross, John, III	WR	'17-20	Washington
77	Rourke, Jim	OL	'88	Boston College
3	Rowe, Jeff	QB	'07	Nevada
92	Rucker, Frostee	DE	'06-11	Southern California
95	Rucker, Keith	DT	'94-95	Ohio Wesleyan
88	Russell, Cliff	WR/KOR	'04	Utah
20,38	Russell, KeiVarae	CB	'16-18	Notre Dame
82	Russell, Wade	TE	'87	Taylor
51	Ruud, Tom	LB	'78-79	Nebraska

— S —

NO.	NAME	POS.	YRS.	COLLEGE
70	Saddler, Rod	DE	'91	Texas A&M
87	Sadowski, Troy	TE	'94-96	Georgia
27	Saffold, Saint	WR	'68	San Jose State
72	St. Clair, Mike	DE	'80-82	Grambling
48	St. Louis, Brad	LS/TE	'00-09	Southwest Missouri S
89	Sample, Drew	TE	'19-20	Washington
31	Sands, Robert	S	'11-12	West Virginia
65	Santucci, Dan	C	'07-09	Notre Dame
12	Sanu, Mohamed	WR	'12-15	Rutgers
11	Sanzenbacher, Dane	WR	'13-14	Ohio State
77	Sargent, Kevin	OT/G	'92-98	Eastern Washington
5	Savage, Tom	QB	'18	Pittsburgh
98	Savage, Tony	DE	'92	Washington State
23	Sawyer, Corey	CB/PR	'94-98	Florida State
22	Sawyer, Ken	S	'74	Syracuse
50	Schaffer, J.K.	LB	'13-14	Cincinnati
56	Schlegel, Anthony	LB	'07	Ohio State
89	Schobel, Matt	TE	'02-05	Texas Christian
15	Shonert, Turk	QB	'80-85, '87-89	

(Player history — all-time roster, continued)

86	Scott, Darnay	WR	'94-01	San Diego State
93	Scott, Greg	DT	'04	Hampton
69	Scott, Niles	DT	'18-19	Frostburg State
74	Scott, Tom	OT	'93	East Carolina
76	Scrafford, Kirk	OT	'90-92	Montana
3	Seibert, Austin	K	'20	Oklahoma
55	Sellers, Lance	LB	'87	Boise State
35	Shade, Sam	S	'95-98	Alabama
90	Shaw, Eric	LB	'92-94	Louisiana Tech
26	Shaw, Josh	CB/S	'15-17	Southern California
68	Shaw, Scott	C	'98	Michigan State
39	Shaw, Sedrick	RB	'99	Iowa
30	Shelby, Willie	RB/KOR/PR	'76-77	Alabama
45	Sheldon, Brady	LB	'19	Ferris State
30	Shelling, Chris	S	'95-96	Auburn
23	Sherman, Rod	WR/K	'68	Southern California
64	Shinners, John	G	'73-77	Xavier (Ohio)
11	Shipley, Jordan	WR	'10-11	Texas
99,70	Shirley, Jason	DT/G	'08,'10	Fresno State
59	Shumon, Ron	LB	'78	Wichita State
56	Simmons, Brian	LB	'98-06	North Carolina
96	Simmons, Clyde	DE	'98	Western Carolina
25	Simmons, John	CB/PR/KOR	'81-86	Southern Methodist
22	Simmons, Marcello	CB	'93	Southern Methodist
56	Simpkins, Ron	LB	'80-86	Michigan
89	Simpson, Jerome	WR	'08-11	Coastal Carolina
38	Sims, LeShaun	CB	'20	Southern Utah
90,92	Sims, Pat	DT	'08-12,'15-17	Auburn
84	Sims, Reggie	TE	'87	Northern Illinois
70	Skow, Jim	DE	'86-89	Nebraska
51	Skuta, Dan	LB	'09-12	Grand Valley State
45	Smiley, Tom	RB	'68	Lamar
11	Smith, Akili	QB	'99-02	Oregon
81	Smith, Alex	TE	'13-14	Stanford
71	Smith, Andre	OT	'09-15,'17-19	Alabama
70	Smith, Arlie	DE	'94-96	Louisiana Tech
91	Smith, Brad	LB	'93	Texas Christian
94	Smith, Chris	DE	'17	Arkansas
25	Smith, Daryl	CB	'87-88	North Alabama
60	Smith, Dave	OT	'88	Southern Illinois
31,40	Smith, Derron	S	'15-17	Fresno State
31	Smith, Fletcher	CB/S/PR	'68-71	Tennessee State
62	Smith, Gary	G	'84	Virginia Tech
76	Smith, Jeff	DE	'87	Earlham College
90	Smith, Justin	DE	'01-07	Missouri
62	Smith, Ken	G	'87	Miami (Ohio)
83	Smith, Kendal	WR	'89-90	Utah State
68	Smith, Ron	DT	'02	Lane College
66,99,	Smith, Shaun	DT	'04-06,'09	South Carolina
24	Smith, Tommie	WR	'69	San Jose State
67	Spain, Quinton	G/OT	'20	West Virginia
59	Spearman, Armegis	LB	'00-02	Mississippi
22	Spencer, Jimmy	CB	'96-97	Florida
51	Spikes, Takeo	LB	'98-02	Auburn
48	Spiller, Phil	S	'68	Los Angeles State
52	Sprotte, Jimmy	LB	'98-99	Arizona
83	Staley, Bill	DT	'68-69	Utah
79	Stallings, Ramondo	DE	'94-98	San Diego State
70	Steele, Glen	DT/DE	'98-03	Michigan
84	Stegall, Milt	WR/KOR	'92-94	Miami (Ohio)
65	Steinbach, Eric	G	'03-06	Iowa
69	Stepanovich, Alex	C	'07	Ohio State
75	Stephens, Jamain	OT/TE	'99-02	North Carolina A&T
61	Stephens, Reggie	C	'10	Iowa State
53	Stephens, Santo	LB	'94	Temple
95	Stevens, Larry	LB	'04-05	Michigan
86	Stewart, Tony	TE	'02-06	Penn State
75	Still, Devon	DT	'12-14	Penn State
3	Stitser, Clint	K	'10	Fresno State
15	Stofa, John	QB	'68-69	Buffalo
96,67	Stubbs, Daniel	DE	'91-93	Miami (Fla.)
72	Su'a-Filo, Xavier	G	'20	UCLA
23	Suggs, Shafer	S	'80	Ball State
62	Sulfsted, Alex	OT/G	'04	Miami (Ohio)
19	Sunter, Ian	K	'80	(none)
65,74	Sutherland, Keaton	G	'19-20	Texas A&M
41	Swanson, Terry	P	'69	Massachusetts
66	Szalay, Thatcher	G	'02	Montana

— T —				
NO.	NAME	POS.	YRS.	COLLEGE
71	Tamm, Ralph	G	'91	West Chester
19	Tate, Auden	WR	'18-20	Florida State
19	Tate, Brandon	WR/KOR/PR	'11-15	North Carolina
23	Tate, Rodney	RB	'82-83	Texas
20	Taylor, Craig	RB	'89-91	West Virginia
52	Terry, Tim	LB	'97	Temple
22	Thomas, Eric	CB	'87-92	Tulane
78	Thomas, Lee	DE	'73	Jackson State
80	Thomas, Mike	WR	'20	Southern Mississippi
24	Thomas, Sean	CB	'85	Texas Christian
17	Thomas, Speedy	WR	'69-72	Utah
49	Thomason, Jeff	TE	'92-93	Oregon
98,79	Thompson, Brandon	DT	'12-16	Clemson
48	Thompson, Craig	TE	'92-93	North Carolina A&T
12	Thompson, Jack	QB	'79-82	Washington State
24	Thompson, Lamont	S	'02	Washington State
93	Thompson, Mike	NT	'98	Wisconsin
97	Thornton, John	DT	'03-08	West Virginia
83	Thornton, Reggie	WR	'93	Bowling Green
51	Thurman, Odell	LB	'05	Georgia
77	Tigges, Mark	OT	'87	Western Illinois
58,51	Tovar, Steve	LB	'93-97	Ohio State
51	Townsend, Brian	LB	'92	Michigan
25	Trent, Morgan	CB	'09-11	Michigan
59	Truitt, Greg	LS	'94-99	Penn State
84	Trumpy, Bob	TE/WR	'68-77	Utah
96	Tuatagaloa, Natu	DE	'89-91	California
53	Tumulty, Tom	LB	'96-99	Pittsburgh
91,68	Turner, Josh	DT	'17-20	Colorado
43	Turner, Clem	RB	'69	Cincinnati
22	Turner, Deacon	RB/KOR	'78-80	San Diego State
35	Turner, Jimmy	CB	'83-86	UCLA
61	Tuten, Melvin	OT/TE	'95-96	Syracuse
84	Tweet, Rodney	WR	'87	South Dakota
17,83	Twyner, Gunnard	WR	'97	Western Illinois
— U —				
NO.	NAME	POS.	YRS.	COLLEGE
81	Utecht, Ben	TE	'08-09	Minnesota
87	Uzomah, C.J.	TE	'15-20	Auburn
— V —				
NO.	NAME	POS.	YRS.	COLLEGE
37	Vakapuna, Fui	FB	'09-10	Brigham Young
81	Verser, David	WR/KOR	'81-84	Kansas
59	Vigil, Nick	LB	'16-19	Utah State
78	Vincent, Ted	DT	'78	Wichita State
34	Vinson, Fernandus	S	'91-94	North Carolina State
11	Vitiello, Sandro	K	'80	Massachusetts
67	von Oelhoffen, Kimo	NT/DT	'94-99	Boise State
— W —				
NO.	NAME	POS.	YRS.	COLLEGE
26	Wade, Jonathan	CB	'10	Tennessee
63	Wagner, Ray	OT	'82	Kent State
27	Walker, Bracey	S	'94-96	North Carolina
59	Walker, Kevin	LB	'88-92	Maryland
88,83	Walker, Rick	TE	'77-79	UCLA
91	Wallerstedt, Brett	LB	'94-96	Arizona State
10	Walsh, John	QB	'95	Brigham Young
11	Walter, Dave	QB	'87	Michigan Tech
63	Walter, Joe	OT	'85-97	Texas Tech
83	Walter, Kevin	WR	'03-05	Eastern Michigan
75	Walters, Stan	OT	'72-74	Syracuse
32	Walton, Mark	RB	'18	Miami (Fla.)
51	Ward, David	LB	'87	Southern Arkansas
88	Ware, Derek	TE	'95	Central State (Okla.)
16	Warren, Dewey	QB	'68	Tennessee
80	Warrick, Peter	WR/PR	'00-04	Florida State
92	Washington, Adolphus	DT	'18	Ohio State
87	Washington, Kelley	WR	'03-06	Tennessee
41	Washington, Sam	CB	'85	Mississippi Valley St.
22	Washington, Ted	RB	'68	San Diego State
33	Watson, Kenny	RB	'03-08	Penn State
40	Watson, Pete	RB	'72	Tufts
23	Weathersby, Dennis	CB	'03-04	Oregon State
70	Weaver, Emanuel	NT	'82-83	South Carolina
23	Webb, B.W.	CB	'19	College of William & Mary
73	Webb, Richmond	OT	'01-02	Texas A&M
52	Webster, Nate	LB	'04-05	Miami (Fla.)
79	Wells, Dana	NT	'89	Arizona

15	Wells, Mike	QB	'77	Illinois
3	Wenning, Keith	QB	'15	Ball State
82	Westbrook, Michael	WR	'02	Colorado
63	Westerman, Christian	G	'16-18	Arizona State
88	Whalen, Ryan	WR	'11-13	Stanford
37	Wheeler, Leonard	CB	'92-96	Troy State
86	White, Andre	TE	'68	Florida A&M
51	White, Leon	LB	'86-91	Brigham Young
26,47	White, Marvin	S	'07-08,'10	Alexis Christian
63	White, Mike	DT	'79-80	Albany State (Ga.)
39	White, Sheldon	CB	'93	Miami (Ohio)
83	White, Sherman	DE	'72-75	California
55	Whiteside, Keyon	LB	'03	Tennessee
75	Whitley, Wilson	DT	'77-82	Houston
70	Whitten, Bobby	OT	'81	Kansas
97	Whittington, Bernard	DT/DE	'01-02	Indiana
77	Whitworth, Andrew	OT/G	'06-16	Louisiana State
41	Wilcots, Solomon	S/CB	'87-90	Colorado
4,12	Wilhelm, Erik	QB	'89-91,'93-97	Oregon State
64	Wilkerson, Ben	C	'05-06	Louisiana State
55	Wilkins, Marcus	LB	'04-06	Texas
99	Wilkinson, Dan	DT/DE	'94-97	Ohio State
94	Williams, Alfred	LB/DE	'91-94	Colorado
63	Williams, Bobbie	G	'04-11	Arkansas
31	Williams, Darryl	S	'92-95,'00-01	Miami (Fla.)
69	Williams, DeShawn	DT	'16	Clemson
43	Williams, Ed	RB	'74-75	Langston
84	Williams, Gary	WR	'84	Ohio State
39	Williams, Jarveon	RB	'17	Texas-San Antonio
33	Williams, Jim	DB	'69	Alcorn State
73	Williams, Jonah	OT	'19-20	Alabama
40	Williams, Madieu	S/CB	'04-07	Maryland
6	Williams, Monk	WR	'68	Arkansas AM&N
	Williams, Nick (changed name)			see Nick Luchey
57	Williams, Reggie	LB	'76-89	Dartmouth
31	Williams, Roy	S	'09-10	Oklahoma
36,40	Williams, Shawn	S	'13-20	Georgia
87	Williams, Stepfret	WR	'98	Northeast Louisiana
94	Williams, Tony	DT	'01-04	Memphis
32	Williams, Trayveon	RB	'19-20	Texas A&M
71	Williams, Xavier	DT	'20	Northern Iowa
15	Willis, Damion	WR	'19	Troy
33	Willis, Fred	RB	'71-72	Boston College
75	Willis, Jordan	DE	'17-18	Kansas State
40	Wilson, Brandon	S/KOR	'17-20	Houston
27	Wilson, Gibril	S	'10-11	Tennessee
46	Wilson, Joe	RB	'73	Holy Cross
55	Wilson, Logan	LB	'20	Wyoming
67	Wilson, Mike	OT/RB	'69-70	Dayton
77	Wilson, Mike	OT	'78-85	Georgia
35	Wilson, Quincy	RB	'06-07	West Virginia
55,57	Wilson, Reinard	LB/DE	'97-02	Florida State
32	Wilson, Stanley	RB	'83-84,'86,'88	Oklahoma
83	Winans, Tydus	WR	'96	Fresno State
73	Winston, Eric	OT	'14-17	Miami (Fla.)
60	Withycombe, Mike	OT	'91-92	Fresno State
30,31	Woods, Ickey	FB	'88-91	Nevada-Las Vegas
47	Worley, Chris	LB	'18	Ohio State
95	Wren, Renell	DT	'19-20	Arizona State
2	Wright, Anthony	QB	'06	South Carolina
49	Wright, Dana	RB	'87	Findlay
75	Wright, Ernie	OT	'68-71	Ohio State
86	Wright, James	WR	'14-16	Louisiana State
42	Wright, Lawrence	S	'97,'99	Florida
14	Wyche, Sam	QB	'68-70	Furman
72	Wynn, Kerry	DE	'19	Richmond
— X —				
NO.	NAME	POS.	YRS.	COLLEGE
	(none)			
— Y —				
NO.	NAME	POS.	YRS.	COLLEGE
84	Yeast, Craig	WR/PR	'99-00	Kentucky
— Z —				
NO.	NAME	POS.	YRS.	COLLEGE
91	Zander, Carl	LB	'85-91	Tennessee
68	Zeitler, Kevin	G	'12-16	Wisconsin
45	Zellers, Ray	FB	'98	Notre Dame
90	Zettl, Anthony	DE	'19	Penn State

PLAYER HISTORY — UNIFORM NUMBERS

This all-time uniform numbers list is organized in chronological order for each number.

Generally, this list credits a player for having ownership of a uniform number for an entire season, even if he was with the team for only part of that season. However, game-by-game breakdowns within seasons are provided if (1) a player changed his uniform number during a season, or (2) more than one player was assigned the same number in the same season.

Numbers in parentheses behind players' names denote other uniform numbers assigned to those players during their careers with the Bengals.

No. 1	
NAME	YEARS
(never assigned)	

No. 2	
NAME	YEARS
Anthony Wright	2006
Mike Nugent	2010-16

No. 3	
NAME	YEARS
Jim Breech (10)	1985-92
Jon Kilna	2001-05
Jeff Rowe	2007
Dave Rayner	2008
Clint Stitser	2010
Josh Brown	2012
Zoltan Mesko	2013
Keith Wenning	2015
Marshall Koehn	2017
Austin Seibert	2020

No. 4	
NAME	YEARS
Erik Wilhelm (12)	1991, '93-97
Scott Covington	1999-2001
Casey Bramlet	2004
J.T. O'Sullivan	2009
Aaron Pettrey	2010
Randy Bullock	2016-20

No. 5	
NAME	YEARS
Jeff Hayes	1986
Neil Rackers	2000-02
Jordan Palmer	2008-10
AJ McCarron	2014-17
Tom Savage	2018
Ryan Finley	2019-20

No. 6	
NAME	YEARS
Monk Williams	1968
Brad Costello	1998-99
Shane Matthews	2003
Craig Krenzel	2005
Jeff Driskel	2016-19

No. 7	
NAME	YEARS
Boomer Esiason	1984-92
David Klingler (15)	1993-95
Boomer Esiason	1997
Bruce Gradkowski	2011-12
Jake Dolegala	2019
Kevin Hogan	2020

No. 8	
NAME	YEARS
Jeff Blake	1994-99
Nick Harris	2001-03
Dan LeFevour	2010
Josh Johnson	2013
Brandon Allen	2020

No. 9	
NAME	YEARS
Massimo Manca	1987
Doug Pelfrey	1993-99
Carson Palmer	2003-10
Shawn Powell	2013
Joe Burrow	2020

No. 10	
NAME	YEARS
Eric Crabtree	1969-71
Chris Bahr	1976-79
Jim Breech (3)	1980-84
Greg Horne	1987
Todd Philcox	1990
Jay Schroeder	1993
John Walsh	1995
Paul Justin	1998
Will Brice	1999
Travis Dorsch	2002
Kyle Richardson	2003-04
Reggie McNeal	2006
Marcus Maxwell	2007-08
Kevin Huber	2009-20

No. 11	
NAME	YEARS
Dale Livingston	1968-69
Virgil Carter	1970-73
Wayne Clark	1974
John Reeves	1975-78
Sandro Vitiello	1980
Mike Ford	1982
Jeff Christensen	1983
Bryan Clark	1984
Doug Gaynor	1986
Dave Walter	1987
Lee Johnson	1988-98
Akili Smith	1999-2002
Doug Johnson	2006
Ryan Fitzpatrick	2007-08
Laveranues Coles	2009
Jordan Shipley	2010-11
Dane Sanzenbacher	2013-14
Greg Little (88)	2015
Brandon LaFell	2016-17
John Ross III (15)	2019-20

No. 12	
NAME	YEARS
Greg Cook	1969-74
Jack Thompson	1979-82
Mike Norseth	1987-88
Erik Wilhelm (4)	1989-90
Donald Hollas	1991-94
Kerry Joseph	1996
Neil O'Donnell	1998
Gus Frerotte	2002
Courtney Roby	2007
Quan Cosby	2009-10
Mohamed Sanu	2012-15
Alex Erickson	2016-20

No. 13	
NAME	YEARS
Ken Riley	1969-83
Daniel Pope	2000

No. 14	
NAME	YEARS
Sam Wyche	1968-70
Ken Anderson	1971-86
Maurice Purify	2009
Andy Dalton	2011-19

No. 15	
NAME	YEARS
John Stofa	1968-69
Dave Lewis	1970-73
Mike Wells	1977
Turk Schonert	1980-85, '87-89
David Klingler (7)	1992
Eric Kresser	1997-99
Chris Henry	2005-09
Mario Alford	2015
John Ross III (11)	2017-18
Damion Willis	2019

No. 16	
NAME	YEARS
Dewey Warren	1968
Horst Muhlmann	1969-74
Rob Hertel	1978
Ben Bennett	1987
Glenn Holt	2006-08
Andrew Hawkins	2011-13
Cody Core	2016-18
Pharoh Cooper	2019 (Games 1-2)
Trenton Irwin	2019 (Game 16), '20

No. 17	
NAME	YEARS
Speedy Thomas	1969-72
Mike Ernst	1973-74
Scott Fulhage	1987-88
Gunnard Twyner (83)	1997 (Game 1)
Shayne Graham	2003-09
Jason Campbell	2014
Stanley Morgan	2019-20

No. 18	
NAME	YEARS
Paul Robinson	1968-71, '72 (Games 1-6)
Charlie Joiner	1972 (Games 7-14), '73-75
Adrian Breen	1987
Jim Gallery	1989
Thomas Bailey	1995
Skyler Green	2007
A.J. Green	2011-20

No. 19	
NAME	YEARS
Essex Johnson	1968-75
Ian Sunter	1980
Jeff Hill (84)	1994, '95 (Game 1)
Scott Mitchell	2000-01
Kyle Larson	2004-08
Brandon Tate	2011-15
Auden Tate	2018-20

No. 20	
NAME	YEARS
Bobby Hunt	1968-69
Lemar Parrish	1970-77
Elvis Peacock	1981
Ray Horton	1983-88
Craig Taylor	1989-91
Garrison Hearst	1996
Thomas Randolph	1998
Ty Howard	1999
Mark Roman	2000-03
Tory James (26)	2004-06
David Jones	2007-09
Reggie Nelson	2010-15
KeiVarae Russell (38)	2016 (Games 3-16), '17-18
Torry McTyer	2019-20

No. 21	
NAME	YEARS
Paul Dunn	1970
Melvin Morgan	1976-78
Jim Browner	1979-80
Oliver Davis	1981-82
James Brooks	1984-91
Ryan Benjamin	1993
Eric Bieniemy	1995-98
Rico Clark	1999 (Games 1-14)
Tom Carter	1999 (Games 15-16), 2000-01
Jeff Burris	2002-03
Rashad Bauman	2004-06
Simeon Castille	2008
Brandon Ghee	2010-13
Darqueze Dennard	2014-19
Mackensie Alexander	2020

No. 22	
NAME	YEARS
Ted Washington	1968
Ken Sawyer	1974
Deacon Turner	1978-80
James Griffin	1983-85
Eric Thomas	1987-92
Marcello Simmons	1993
Jimmy Spencer	1996-97
Rodney Heath	1999-2001
Kim Herring	2004-05
Johnathan Joseph	2006-10
Nate Clements	2011-12
Curtis Marsh	2013
William Jackson III	2016-20

No. 23	
NAME	YEARS
Rod Sherman	1968
Al Coleman	1969-71
Bernard Jackson	1972-76
Shafer Suggs	1980
Rodney Tate	1982-83
Marc Logan (29)	1988
Frank Robinson	1992
Corey Sawyer	1994-98
Robert Bean (49)	2001
Dennis Weathersby	2003-04
Chris Perry (26)	2005-08
Jeremi Johnson (31)	2009
Fred Bennett	2010
Kelly Jennings	2011
Terence Newman	2012-14
Chykie Brown	2016
Brian Hill	2017
Darius Phillips (24)	2018
B.W. Webb	2019
Darius Phillips (24)	2020

No. 24	
NAME	YEARS
Tommie Smith	1969
Ernie Kellermann	1972
Marvin Cobb	1975-79
Clarence Chapman	1980-81
Sean Thomas	1985
Lewis Billups	1986-91
Alan Grant	1993
Roger Jones	1994-96
Ric Mathias	1998-99
Sir Parker	2000
Lamont Thompson	2002
Deltha O'Neal	2004-07
Geoffrey Pope	2008-09
Adam Jones	2010-17
Darius Phillips (23)	2019
Vonn Bell	2020

No. 25	
NAME	YEARS
Chip Myers	1969-76
Tony Davis (35)	1977-78
John Simmons	1981-86
Daryl Smith	1987-88
Rod (Roderick) Jones	1990-96
Charles Fisher	1999-2000
Ligarius Jennings	2001-02
Keiwan Ratliff (26, 34)	2004-07
Jamar Fletcher	2008
Morgan Trent	2009-11
Jason Allen	2012
Giovani Bernard	2013-20

No. 26	
NAME	YEARS
Jack Gehrke	1969
Jim Harris	1971
Reece Morrison	1972-73
Charlie Davis	1974-75
Bobby Kemp	1981-86
Leonard Bell	1987
Bo Orlando	1996-97
Cory Hall	1999-2002
Tory James (20)	2003
Chris Perry (23)	2004
Ifeanyi Ohalet	2005
Marvin White (47)	2007-08
Keiwan Ratliff (25, 34)	2009
Jonathan Wade	2010
Taylor Mays	2011-14
Josh Shaw	2015-17
Greg Mabin	2019

No. 27	
NAME	YEARS
Saint Saffold	1968
Ken Dyer	1969-71
Al Randolph	1972
Ricky Davis	1975
Bryan Hicks	1980-84
Barney Bussey	1986-92
Lance Gunn	1993
Bracey Walker	1994-96
Tito Paul	1997
Artrell Hawkins	1998-2003
Greg Brooks	2004-06
DeDe Dorsey	2007-08
Larry Johnson	2009
Gibril Wilson	2010-11
Dre Kirkpatrick	2012-19
Tony Brown	2020

No. 28	
NAME	YEARS
John Guillory.....	1969-70
Scott Burk.....	1979
Cleotha Montgomery.....	1980
Larry Kinnebrew.....	1983-87
Harold Green.....	1990-95
Corey Dillon.....	1997-2003
Dexter Jackson.....	2006-08
Bernard Scott.....	2009-13
Troy Hill.....	2015
Joe Mixon.....	2017-20

No. 29	
NAME	YEARS
Jim Johnson.....	1969
Sandy Durko.....	1970-72
Lyle Blackwood.....	1973-75
Vaughn Lusby.....	1979
Marc Logan (23).....	1987
Rickey Dixon.....	1988-92
Louis Oliver.....	1994
Jeff Cothran (46).....	1996
Kelvin Moore.....	1998-99
Curtis Keaton.....	2000-01
Leon Hall.....	2007-15
Tony McRae.....	2017-19

No. 30	
NAME	YEARS
Jess Phillips.....	1968-72
Willie Shelby.....	1976-77
Dick Jauron.....	1978-81
Bill Johnson.....	1985-87
Ickey Woods (31).....	1988 (Games 9-16 and playoffs), '89-91
R.J. Kors.....	1993
Chris Shelling.....	1995-96
Anthone Lott.....	1997 (Games 1-7)
Cory Gilliard.....	1997 (Games 15-16)
Nick Luchey (formerly Nick Williams)	1999-2002
Terrell Roberts.....	2003-04
Nick Luchey (formerly Nick Williams)	2005
Cedric Peerman.....	2010-17
Jessie Bates III.....	2018-20

No. 31	
NAME	YEARS
Fletcher Smith.....	1968-71
Jerry Anderson.....	1977
Ralph Battle.....	1984
Lee Davis.....	1985
Gary Hunt.....	1987
Ickey Woods (30).....	1988 (Games 1-8)
Richard Fain.....	1991
Darryl Williams.....	1992-95
Greg Myers.....	1996-99
Darryl Williams.....	2000-01
Jason Perry.....	2002
Jeremi Johnson (23).....	2003-08
Roy Williams.....	2009-10
Robert Sands.....	2011-12
Derron Smith (40).....	2016-17
Thomas Rawls.....	2018

No. 32	
NAME	YEARS
Bob Jones.....	1973-74
Scott Perry.....	1976-79
Stanley Wilson.....	1983-84, '86
Nate Borders.....	1987
Stanley Wilson.....	1988
Mitchell Price.....	1990-92, '93 (Games 1-4)
Ron Carpenter.....	1993 (Games 9-16)
Ki-Jana Carter.....	1995-99
Rudi Johnson.....	2001-07
Cedric Benson.....	2008-11
John Conner.....	2012
Chris Crocker (33, 42).....	2013
Jeremy Hill.....	2014-17
Mark Walton.....	2018
Trayveon Williams.....	2019-20

No. 33	
NAME	YEARS
Jim Williams.....	1969
Kenny Graham.....	1970
Fred Willis.....	1971-72
Stan Fritts.....	1975-76
John Farley.....	1984
David Fulcher.....	1986-92
Steve Broussard.....	1994
Ashley Ambrose.....	1996-98
JoJuan Armour.....	1999-2002
Kenny Watson.....	2003-08
Chris Crocker (32, 42).....	2012
Rex Burkhead.....	2013-16
Tra Carson (39).....	2017-18

No. 34	
NAME	YEARS
Ken Herock.....	1968
Neal Craig.....	1971-73
Louis Breeden.....	1978-87
Ellis Dillahun.....	1988
Richard Carey.....	1989
Fernandus Vinson.....	1991-94
Tremain Mack.....	1997-2000
Kevin Kaesviharn.....	2001-06
Clifton Dawson.....	2007
Kyries Hebert.....	2008-09
Keiwan Ratliff (25, 26).....	2010
Daniel Herron.....	2012
Samaje Perine.....	2019-20

No. 35	
NAME	YEARS
Mike Haffner.....	1971
Boobie Clark (42).....	1973
Tony Davis (25).....	1976
Nathan Poole.....	1979-80
Jimmy Turner.....	1983-86
Chris Barber.....	1987-89
Antoine Bennett.....	1991-92
Sam Shade.....	1995-98
Michael Basnight (38).....	2000
James Lynch.....	2004
Quincy Wilson.....	2006-07
Davontae Harris.....	2018

No. 36	
NAME	YEARS
Lenvil Elliott.....	1973-78
Jo-Jo Heath.....	1980
Jim Hargrove.....	1981
Stanford Jennings.....	1984-90
Ostelt Miles.....	1992-93
James Joseph.....	1995
Brandon Bennett.....	1998-2003
John Busing (40).....	2006-07
Reagan Maui'a.....	2008
Chris Pressley.....	2010-13
Shawn Williams (40).....	2014-20

No. 37	
NAME	YEARS
Bill Scott.....	1968
Tommy Casanova.....	1972-77
Robert Jackson.....	1981-87, '89
Leonard Wheeler.....	1992-96
Roosevelt Blackmon.....	1998-99
Reggie Myles.....	2002-05
Fui Vakapuna.....	2009-10
Chris Lewis-Harris.....	2012-16
Jalen Davis.....	2020

No. 38	
NAME	YEARS
Estes Banks.....	1968
Steve Conley.....	1972
Champ Henson.....	1975
Mike Dingle.....	1991-92
Jason Burns.....	1995
Michael Basnight (35).....	1999
KeiVarae Russell (20).....	2016 (Game 2)
LeShaun Sims.....	2020

No. 39	
NAME	YEARS
Pat Franklin.....	1987
Sheldon White.....	1993
Sedrick Shaw.....	1999
James Johnson.....	2008
Onterio McCalebb.....	2014
Tra Carson (33).....	2016
Jarveon Williams.....	2017
Winston Rose.....	2020

No. 40	
NAME	YEARS
Ron Lamb.....	1968-71
Pete Watson.....	1972
Charles Alexander.....	1979-85
David McCluskey.....	1987
John Hollifield.....	1988-89
Myron Bell.....	1998-99
Madieu Williams.....	2004-07
John Busing (36).....	2008
Brian Leonard.....	2009-12
Shawn Williams (36).....	2013
Derron Smith (31).....	2015
Brandon Wilson.....	2017-20

No. 41	
NAME	YEARS
White Graves.....	1968
Terry Swanson.....	1969
Dave Green.....	1974-75
Sam Washington.....	1985
Solomon Wilcots.....	1987-90
Joe King.....	1991
Forey Duckett.....	1994 (Games 1-2)
Adrian Hardy (45).....	1994 (Game 3)
Scottie Graham.....	1997
Lorenzo Neal.....	2001-02
Chris Edmonds (53, 87).....	2003
Patrick Body.....	2005
Chinedum Ndukwe.....	2007-10
Trayvon Henderson.....	2018-20

No. 42	
NAME	YEARS
Warren McVea.....	1968
Boobie Clark (35).....	1974-78
Mike Fuller.....	1981-82
Clay Pickering.....	1984-85
Rob Niehoff.....	1987
Eric Ball.....	1989-94
Lawrence Wright.....	1997, '99
Chris Carter.....	2000-01
LaVar Glover.....	2002
Anthony Mitchell.....	2004-06
Chris Crocker (32, 33).....	2008-11
BenJarvus Green-Ellis.....	2012-13
Clayton Fejedelem.....	2016-19

No. 43	
NAME	YEARS
Curt Frazier.....	1968
Clem Turner.....	1969
Ed Williams.....	1974-75
Mark Johnson.....	1987
Mike Brim.....	1993-95
Kirk McMullen.....	2001
Ethan Kilmer.....	2006-08
Tom Nelson.....	2009-10
George Iloka.....	2012-17

No. 44	
NAME	YEARS
Rex Keeling.....	1968
Doug Dressler.....	1970-74
Ray Griffin.....	1978-84
Aaron Manning.....	1987
Derrick Fenner.....	1992-94
Brian Milne.....	1996-99
Marquand Manuel.....	2002-03
Herana-Daze Jones.....	2006-07, '08 (Games 1-9)
Mike Doss.....	2008 (Games 14-16)
Rico Murray.....	2009-11
Tony Dye.....	2012-13
Jake Fisher (74).....	2015 (Game 16 and playoff)

No. 45	
NAME	YEARS
Tom Smiley.....	1968
Archie Griffin.....	1976-83
Carl Carter.....	1990
Wayne Haddix.....	1991
Adrian Hardy (41).....	1994 (Games 4-16), '95
Ty Douthard.....	1997
Michael Blair.....	1998 (Games 5-9)
Ray Zellars.....	1998 (Games 14-16)
Rogers Beckett.....	2003-04
Jerome Miles.....	2010-13
Malik Jefferson.....	2018
Brady Sheldon.....	2019

No. 46	
NAME	YEARS
Joe Wilson.....	1973
Pete Johnson.....	1977-83
Dan Rice.....	1987
Jeff Cothran (29).....	1994-95
Cliff Groce.....	1999-2000
Blue Adams.....	2007
Daniel Coats (86).....	2008 (Games 9-16)
Clark Harris.....	2009-20

No. 47	
NAME	YEARS
Charlie King.....	1968-69
Greg Bright.....	1980-81
Steve Maidlow.....	1983-84
David Frisch (83).....	1993
Corey Lynch.....	2008
Marvin White (26).....	2010
P.J. Dawson.....	2015-16
Chris Worley.....	2018
Keandre Jones.....	2020

No. 48	
NAME	YEARS
Phil Spiller.....	1968
Andy Gibler.....	1983
John Garrett.....	1989
Craig Thompson.....	1992-93
Brad St. Louis.....	2000-09
Tyler Ott.....	2016

No. 49	
NAME	YEARS
Guy Frazier (58).....	1981-83, '84 (Games 1-3, 5)
Dana Wright.....	1987
Jeff Thomason.....	1992-93
Robert Bean (23).....	2000
Darius Hill.....	2009

No. 50	
NAME	YEARS
Bernard Erickson.....	1968
Tom DeLeone.....	1972-73
Vic Koegele.....	1974
Glenn Cameron.....	1975-85
Dave Rimington (52, 64).....	1986-87
James Francis.....	1990-98
Ben Peterson.....	1999
Riall Johnson.....	2001-03
Larry Moore.....	2004-05
Ahmad Brooks (55).....	2006
Jim Maxwell (58).....	2007* (Games 12-16)
Eric Henderson.....	2007-08*
Jonathan Luigs.....	2009
J.K. Schaffer.....	2013-14
A.J. Hawk.....	2015
Jordan Evans.....	2017-20

*NOTE: Maxwell and Henderson both were assigned uniform No. 50 for Games 12-16 of 2007. At the time, however, only Maxwell was on the active roster. Henderson was on the Reserve/Injured list.

No. 51	
NAME	YEARS
Ken Avery.....	1969-74
Chris Devlin.....	1975-77, '78 (Game 1)
Tom Ruud.....	1978 (Games 9-16), '79
Rick Razzano.....	1980-84
Tom Dinkel (52).....	1985
Leon White.....	1986, '87 (Games 1-2)
David Ward.....	1987 (Games 3-5)
Leon White.....	1987 (Games 6-15), '88-91
Brian Townsend.....	1992
Steve Tovar (58).....	1993-94
Gerald Dixon.....	1996-97
Takeo Spikes.....	1998-2002
Kevin Hardy.....	2003-04
Odell Thurman.....	2005
Corey Mays.....	2007-08
Dan Skuta.....	2009-12
Jayson DiManche.....	2013-14
Chris Carter (56).....	2015
Kevin Minter.....	2017
Brandon Bell (52).....	2018
Markus Bailey.....	2020

No. 52	
NAME	YEARS
John Matlock (57).....	1968 (Games 1-2)
Paul Elzey.....	1968 (Games 10-14)
Tim Buchanan.....	1969
Doug Adams.....	1971-74
Brad Cousino.....	1975
Tom Dinkel (51).....	1978-83
Dave Rimington (50, 64).....	1984-85
Tom Flaherty.....	1987
Craig Ogletree.....	1990
Gary Reasons.....	1992
James Logan.....	1995 (Games 7-8)
Randy Neal.....	1995-96 (Games 12-16)
Tim Terry.....	1997
Jimmy Sprotte.....	1998-99
Dwayne Levels.....	2003
Nate Webster.....	2004-05
A.J. Nicholson.....	2006
Lemar Marshall.....	2007
Abdul Hodge.....	2008-09
Dontay Moch.....	2011-12
Nico Johnson.....	2014
Trevor Roach.....	2015-16
Brandon Bell (51).....	2017
Preston Brown.....	2018-19

(Uniform numbers, continued)

No. 53

NAME	YEARS
John Neidert	1968
Bill Peterson (87)	1969-72
Bo Harris	1975-82
Leo Barker	1984-91
Santo Stephens	1994
Tom Tumulty	1996-99
Chris Edmunds (41, 87)	2001
Khalid Abdullah	2003-04
Eric Ghiaciuc	2005-08
Rashad Jeanty (93)	2009
Vincent Rey (57)	2010
Thomas Howard	2011-12
Michael Boley	2013
Marquis Flowers	2014-16
Billy Price	2018-20

No. 54*

NAME	YEARS
Bob Johnson	1968-79
<i>*NOTE: Bob Johnson's No. 54 is the Bengals' only retired uniform number.</i>	

No. 55

NAME	YEARS
Frank Buncom	1968
Jim LeClair	1972-83
Ed Brady	1986, '87 (Games 1-2)
Lance Sellers	1987 (Games 3-5)
Ed Brady	1987 (Games 6-15), '88-91
Randy Kirk	1992-93
John Johnson	1994
Andre Collins	1995-97
Reinard Wilson (57)	1998-2002
Keyon Whiteside	2003 (Games 1-6)
Frank Chamberlin	2003 (Games 12-16), '04*
Marcus Wilkins	2004-06*
Ahmad Brooks (50)	2007
Keith Rivers	2008-11
Vontaze Burfict	2012-18
LaRoy Reynolds	2019
Logan Wilson	2020

**NOTE: Chamberlin and Wilkins both were assigned uniform No. 55 for the entire 2004 season. At the time, however, only Wilkins was on the active roster. Chamberlin was on the Reserve/Injured list.*

No. 56

NAME	YEARS
Mike Hibler	1968
Tim Kearney	1972-74
Tom DePaso	1978
Ron Simpkins	1980-86
Toney Catchings	1987
Ricardo McDonald	1992-97
Brian Simmons	1998-2006
Anthony Schlegel	2007
Darryl Blackstock	2008
Rodrick Muckelroy	2010-12
Sean Porter	2013-15*
Chris Carter (51)	2014*
Karlos Dansby	2016
Hardy Nickerson	2017-19
Josh Byrnes	2020

**NOTE: Porter and Carter both were assigned uniform No. 56 for Games 13-16 and the Wild Card Playoff of 2014. At the time, however, only Carter was on the active roster. Porter was on the Reserve/Injured list.*

No. 57

NAME	YEARS
John Matlock (52)	1968 (Games 3-14)
Ed Harmon	1969
Evan Jolitz	1974
Reggie Williams	1976-89
Bernard Clark	1990-91
Ray Bentley	1992
Kevin Jefferson	1994-95
Reinard Wilson (55)	1997
Adrian Ross	1998-2003
Hannibal Navies	2005
Andre Frazier	2006, '07 (Games 1-2)
Dhani Jones	2007 (Games 3-16), '08-10
Vincent Rey (53)	2011-18
Germaine Pratt	2019-20

No. 58

NAME	YEARS
Al Beauchamp	1968-75
Blair Bush	1978-82
Brian Pillman (97)	1984 (Games 1-3)
Guy Frazier (49)	1984 (Game 4)
Brian Pillman (97)	1984 (Game 5)
Guy Frazier (49)	1984 (Games 6-16)
Joe Kelly	1986, '87 (Games 1-2)
Sam Manos	1987 (Games 3-5)
Joe Kelly	1987 (Games 6-15), '88-89
Alex Gordon	1991-93
David Braxton	1994
Steve Tovar (51)	1995-97
Jay Leeuwenburg	1999
Marc Megna	2000
Jevon Langford (94)	2001
Caleb Miller	2004-07
Victor Hobson	2008 (Games 13-14)
Jim Maxwell (50)	2008 (Games 15-16)
Rey Maualuga	2009-16
Carl Lawson	2017-20

No. 59

NAME	YEARS
Larry Ely	1970-71
Ray Phillips	1977, '78 (Games 1-3)
Ron Shumon	1978 (Games 4-16)
Howie Kurnick	1979-80*
Andrew Melontree	1980*
Jeff Schuh	1981-85
Scott Schutt	1987
Kevin Walker	1988-92
Karmeleayah McGill	1993
Greg Truitt	1994-99
Armegis Spearman	2000-02
Landon Johnson	2004-07
Brandon Johnson	2008-11
Emmanuel Lamur	2012-15
Nick Vigil	2016-19
Akeem Davis-Gaither	2020

**NOTE: Kurnick and Melontree both were assigned uniform No. 59 for the entire 1980 season. At the time, however, only Melontree was on the active roster. Kurnick was on the Reserve/Non-Football Injury list.*

No. 60

NAME	YEARS
Ron Pritchard	1972-77
Blake Moore	1980-83
Dave Smith	1988
Mike Brennan	1990, '91 (Games 1-3)
Mike Withycombe	1991 (Games 14-16), '92
Chuck Bradley	1993
Eric Moore	1994
Rod (Rodrek) Jones	1996-2000
Reggie Coleman	2002
Langston Moore	2004
Andrew Crumme	2008
Otis Hudson	2011
T.J. Johnson	2014-17
Michael Jordan	2019-20

No. 61

NAME	YEARS
Jerry Boyarsky	1982-85
Bill Poe	1987 (Games 3-5)
Doug Aronson	1987 (Games 10-12)
Tom Rayam	1992-93
Melvin Tuten	1995-96
Tony Coats	1999
Reggie Stephens	2010
Russell Bodine	2014-17
B.J. Finney	2020

No. 62

NAME	YEARS
Dave Lapham	1974-83
Gary Smith	1984
Ken Smith	1987
Jon Melander	1992
Todd Kalis	1995
Brock Gutierrez	1996-2002
Alex Sulfsted	2004
Nate Livings	2008-11
Jeff Faine	2012
Alex Redmond	2017-20

No. 63

NAME	YEARS
Guy Dennis	1969-72
Greg Fairchild	1976-77
Mike White	1979-80
Ray Wagner	1982
Joe Walter	1985-97
Mike Goff	1998-2003
Bobbie Williams	2004-11
Christian Westerman	2016-18
Shaq Calhoun	2020

No. 64

NAME	YEARS
Pete Perreault	1968
Justin Canale	1969
John Shinnars	1973-77
Bill Glass	1980
Dave Rimington (50, 52)	1983
Bruce Kozerski	1984-95
Rod Payne	1997-98
Ben Wilkerson	2005-06
Kyle Cook	2008-13
John Jerry	2019

No. 65

NAME	YEARS
Bill Kindricks	1968
Wayne McClure (66)	1970
Mautly Moore	1975
Max Montoya	1979-89
Mike Arthur	1991-92
Darrick Brilz	1994-98
John Jackson	2000-01
Eric Steinbach	2003-06
Dan Santucci	2007-09
Clint Boling	2011-18
Keaton Sutherland (74)	2020

No. 66

NAME	YEARS
Wayne McClure (65)	1968
Bill Bergey	1969-73
Mark Donahue	1978-79
Jim Hannula	1983
Bob Riley	1987
Dan Jones	1993-95
Ken Blackman	1996-99
Thatcher Szalay	2002
Shaun Smith (99, 96)	2005-06
Evan Mathis	2008-10
Mike McGlynn	2011
Trevor Robinson	2012-13
Trey Hopkins (73)	2014 (Games 13-16 and playoffs), '16-20

No. 67

NAME	YEARS
Mike Wilson	1969-70
Gary Burley	1975-83
David Douglas	1986, '87 (Games 1-2)
Jeff Reinke	1987 (Game 3)
David Douglas	1987 (Games 6-15), '88
Daniel Stubbs (96)	1991, '92 (Games 1-4)
Kimo von Oelhoffen	1994-99
Jerry Fontenot	2004
Mike Pollak	2013-14
John Miller	2019
Quinton Spain	2020

No. 68

NAME	YEARS
Dave Middelndorf	1968-69
Steve Lawson	1971-72
Bill Kollar	1974-76
Dave Pureifory	1978
Mike Obrovac	1981-83
Tom Richey	1987
Paul Jetton	1989-91
Donnell Johnson (99)	1993 (Games 4-16)
Dave Cadigan	1994
Scott Shaw	1998
Ron Smith	2002
Jonathan Fanene	2005-11
Kevin Zeitler	2012-16
Josh Tupou (91)	2017
Bobby Hart	2018-20

No. 69

NAME	YEARS
Sherrill Headrick	1968
Tim Krumrie	1983-94
Alex Stepanovich	2007
Clinton McDonald	2010
DeShawn Williams	2016
Niles Scott	2018-19
Kahlil McKenzie	2020

No. 70

NAME	YEARS
Andy Rice	1968-69
Ron Carpenter	1970-76
Barney Cotton	1979
Bobby Whitten	1981
Emanuel Weaver	1982-83
Jim Skow	1986, '87 (Games 1-2)
James Eaddy	1987 (Games 4-5)
Jim Skow	1987 (Games 6-15), '88-89
Rod Saddler	1991
Artie Smith	1994-96
Glen Steele	1998-2003
Jason Shirley (99)	2010
Cedric Ogbuehi	2015-18
Margus Hunt (99)	2020

No. 71

NAME	YEARS
Rufus Mayes	1970-78
Rod Horn	1980-81
Pete Koch	1984
Mike Hammerstein	1986, '87 (Games 1-2)
John Fletcher	1987 (Games 3-5)
Mike Hammerstein	1987 (Games 6-15), '88-90
Ralph Tamm	1991
Garry Howe	1993
Willie Anderson	1996-2007
Andre Smith	2009-15, '17-18, '19 (Games 1-11)

Isaiah Prince

2019 (Games 13-16), '20*

Xavier Williams

2020* (Games 6-16)

**NOTE: Prince and Williams both were assigned uniform No. 71 for Games 6-16 of 2020. At the time, however, only Williams was on the active roster. Prince was on the Reserve/Opt-Out list.*

No. 72

NAME	YEARS
Howard Fest	1968-75
Ron Hunt	1976-78
Mack Mitchell	1979
Mike St. Clair	1980-82
Skip McClendon	1987 (Games 1-2)
Keith Cupp	1987 (Games 3-5)
Skip McClendon	1987 (Games 6-15), '88-91
Elston Ridgle	1992
Scott Brumfield	1993-97
Matt O'Dwyer	1999-2003
Carl Powell (91)	2004-05
Kirk Chambers	2010
Tanner Hawkinson	2013-14
Kerry Wynn	2019
Xavier Su'a-Filo	2020

No. 73

NAME	YEARS
Pat Matson	1968-74
Eddie Edwards	1977-88
Ken Moyer	1989-94
Brian DeMarco	1999
Richmond Webb	2001-02
Anthony Collins	2008-13
Trey Hopkins (66)	2014 (Games 1-12)
Eric Winston	2014 (Games 13-16 and playoffs), '15-17
Jonah Williams	2019-20

No. 74

NAME	YEARS
Willie Lee Jones (78)	1968
Ernie Park	1969
Mike Reid	1970-74
Glenn Bujnoch	1976-82
Brian Blados	1984-91
Tom Scott	1993
Mark Dennis	1994 (Games 4-10)
Rich Braham	1994 (Games 11-16), '95-2006
Dennis Roland	2008-13
Marshall Newhouse	2014
Jake Fisher (44)	2015 (Games 1-15), '16-18
Keaton Sutherland (65)	2019 (Game 3)
Fred Johnson	2019 (Games 7-16), '20

No. 75

NAME	YEARS
Ernie Wright	1968-71
Stan Walters	1972-74
Al Kreviss	1975
Wilson Whitley	1977-82
Bruce Reimers	1984-91
Jack Linn	1993
Anthony Brown	1995-98
Jamain Stephens	1999-2002
Scott Kooistra	2003-09
Devon Sill	2012-14
Andrew Billings (99)	2016
Jordan Willis	2017-18

No. 76

NAME	YEARS
Jim Griffin	1968
Frank Cornish	1970
Vernon Holland	1971-79
Glen Collins	1982-85
Jeff Smith	1987
Kirk Scrafford	1990-92
Trent Pollard	1994-96
Mike Doughty	1999-2000
Levi Jones	2002-08
Kent Perkins	2017
Mike Daniels	2020

(Uniform numbers, continued)

No. 77

NAME	YEARS
Bob Kelly.....	1968
Frank Peters.....	1969
Bob Maddox.....	1974
Mike Wilson.....	1978-85
Mark Tigges.....	1987
Jim Rourke.....	1988
Scott Jones.....	1989, '91
Kevin Sargent.....	1992-98
Victor Leyva.....	2001-03
Andrew Whitworth.....	2006-16
Cordy Glenn.....	2018-19
Hakeem Adeniji.....	2020

No. 78

NAME	YEARS
Dan Archer.....	1968
Willie Lee Jones (74).....	1970-71
Lee Thomas.....	1973
Bob Brown.....	1975-76
Walter Johnson.....	1977
Ted Vincent.....	1978
Anthony Munoz.....	1980-92

No. 79

NAME	YEARS
Steve Chomyszak.....	1968-73
Coy Bacon.....	1976-77
Ross Browner.....	1978-86
Bill Berthussen.....	1987
Dana Wells.....	1989
Lamar Rogers.....	1991-92
Ramondo Stallings.....	1994-98
Scott Rehberg.....	2000-03
Stacy Andrews.....	2004-08
Brandon Thompson (98).....	2012
Christian Ringo.....	2018

No. 80

NAME	YEARS
Ken Johnson.....	1971-77
Cris Collinsworth.....	1981-86, '87 (Games 1-2)
Tom Brown.....	1987 (Games 4-5)
Cris Collinsworth.....	1987 (Games 6-15), '88
Lynn James.....	1990-91
Carl Pickens (81).....	1992-94
David Dunn.....	1995-97, '98 (Game 1)
Willie Jackson.....	1998 (Games 2-16), '99
Peter Warrick.....	2000-04
Nate Lawrie.....	2007-08
Chase Coffman.....	2009-10
Orson Charles.....	2012-13
Josh Malone.....	2017-18
Mike Thomas.....	2020

No. 81

NAME	YEARS
Dennis Randall.....	1968
Nick Roman.....	1970-71
Al Chandler.....	1973-74
Jim Corbett.....	1977-80
David Verser.....	1981-84
Eddie Brown.....	1985-86, '87 (Games 1-2)
Marquis Pleasant.....	1987 (Games 3-5)
Eddie Brown.....	1987 (Games 6-15), '88-91
Patrick Robinson.....	1993
Carl Pickens (80).....	1995-99
Ron Dugans.....	2000-02
Ben Utecht.....	2008-09
Terrell Owens.....	2010
Colin Cochart.....	2011
Alex Smith.....	2013-14
Tyler Kroft.....	2015-18

No. 82

NAME	YEARS
Ed McCall.....	1968
Royce Berry.....	1969-75
Billy Brooks.....	1976-79
Alton Alexis.....	1980
Rodney Holman.....	1982-86, '87 (Games 1-2)
Wade Russell.....	1987 (Games 3-5)
Rodney Holman.....	1987 (Games 6-15), '88-92
Tony McGee.....	1993-2001
Michael Westbrook.....	2002
Reggie Kelly.....	2003-10
Marvin Jones.....	2012-15
Cethan Carter.....	2017-20

No. 83

NAME	YEARS
Bill Staley.....	1968-69
Ed Marshall.....	1971
Sherman White.....	1972-75
Steve Holden.....	1977
Dennis Law.....	1978
Rick Walker (88).....	1979
M.L. Harris.....	1980-85
Dave Romasko.....	1987
Kendal Smith.....	1989-90
Brian Brennan.....	1992
Reggie Thornton.....	1993
David Frisch (47).....	1994
Tyodus Winans.....	1996 (Games 1-6)
Kevin Jordan.....	1996 (Games 7-11)
Gunnard Twyner (17).....	1997 (Games 2-3)
Danny Farmer.....	2000-02
Kevin Walter.....	2003-05
Antonio Chaltman.....	2006-09
Kevin Brock.....	2014
Tyler Boyd.....	2016-20

No. 84

NAME	YEARS
Bob Trumpy.....	1968-77
Don Bass.....	1978-81
Gary Williams.....	1984
Dan Ross (89).....	1985
Eric Kattus.....	1986, '87 (Games 1-2)
Reggie Sims.....	1987 (Game 3)
Rodney Tweet.....	1987 (Games 4-5)
Eric Kattus.....	1987 (Games 6-15), '88-91
Milt Stegall.....	1992-94
Jeff Hill (19).....	1995 (Games 2-16), '96
Mike Jenkins.....	1997
Damon Gibson.....	1998
Craig Yeast.....	1999-2000
T.J. Houshmandzadeh.....	2001-08
Jermaine Gresham.....	2010-14

No. 85

NAME	YEARS
Dan Brabham.....	1968 (Games 1-9)
Martin Baccaglio.....	1968 (Games 12-14), '69-70
Isaac Curtis.....	1973-84
Tim McGee.....	1986, '87 (Games 1-2)
Greg Meehan.....	1987 (Games 3-5)
Tim McGee.....	1987 (Games 6-15), '88-92
Allen DeGraffenreid.....	1993
Tim McGee.....	1994-95
James Hundon.....	1996-99
LaVell Boyd.....	2000
Chad Johnson.....	2001-10
Armon Binns.....	2012
Tyler Eifert.....	2013-19
Tee Higgins.....	2020

No. 86

NAME	YEARS
Andre White.....	1968
John McDaniel.....	1974-77
Steve Kreider.....	1979-86
Ken Brown.....	1987
Carl Parker.....	1988-89
Mike Barber.....	1990-92
Wesley Carroll.....	1993
Darnay Scott.....	1994-2001
Tony Stewart.....	2002-06
Daniel Coats (46).....	2007, '08 (Games 1-8), '09-10
Donald Lee.....	2011
James Wright.....	2014-16
Mason Schreck.....	2017-20

No. 87

NAME	YEARS
Bill Peterson (53).....	1968
Mike Kelly.....	1970-72
Pat McInally.....	1976-85
Jim Riggs.....	1987 (Games 1-2)
Curtis Jeffries.....	1987 (Games 3-5)
Jim Riggs.....	1987 (Games 6-15), '88-92
Troy Sadowski.....	1994-96
Stepfret Williams.....	1998
Damon Griffin.....	1999-2000
Chris Edmonds (41, 53).....	2002
Kelley Washington.....	2003-06
Andre Caldwell.....	2008-11
Cobi Hamilton.....	2014
C.J. Uzomah.....	2015-20

No. 88

NAME	YEARS
Bruce Coslet.....	1969-76
Rick Walker (83).....	1977-78
Mike Levenseller.....	1979-80
Mike Martin.....	1983-89
Reggie Remberi.....	1991-93
Derek Ware.....	1995
Steve Bush.....	1997-2000
Sean Brewer.....	2001-02
Lawrence Hamilton.....	2003
Cliff Russell.....	2004
Tab Perry.....	2005-07
J.P. Foschi.....	2009-10
Ryan Whalen.....	2011-13
Greg Little (11).....	2014
Jordan Franks.....	2018

No. 89

NAME	YEARS
Harry Gunner.....	1968-69
Martin Amsler.....	1970
Drew Buie.....	1972
Tim George.....	1973
Jack Novak.....	1975
Mike Cobb.....	1977
Dan Ross (84).....	1979-83
Don Kern.....	1984-85
Ira Hillary.....	1987-89
Shane Garrett.....	1991-92*
Jeff Query.....	1992* (Games 5-16), '95
Marco Battaglia.....	1996-2001
Matt Schobel.....	2002-05
Jerome Simpson.....	2008-11
Richard Quinn.....	2012
Ryan Hewitt.....	2014-17
Matt Lengel.....	2018
Drew Sample.....	2019-20

*NOTE: Garrett and Query both were assigned uniform No. 89 for Games 5-16 of 1992. At the time, however, only Query was on the active roster. Garrett was on the Reserve/Injured list.

No. 90

NAME	YEARS
Emanuel King.....	1985-88
Eric Shaw.....	1992-94
Gerald Collins.....	1995
Tim Johnson.....	1996
Michael Bankston.....	1998-2000
Justin Smith.....	2001-07
Pat Sims (92).....	2008-12
Kheeston Randall.....	2013 (Games 10-11)
Christo Bilukidi.....	2013 (Games 12-16 and playoffs)
Michael Johnson (93).....	2015-18
Anthony Zettel.....	2019
Khalid Kareem.....	2020

No. 91

NAME	YEARS
Carl Zander.....	1985-91
Brad Smith.....	1993
Brett Wallerstedt.....	1994-96
Billy Granville.....	1997-2000
Randy Chevrier.....	2001
Carl Powell (72).....	2003
Robert Geathers.....	2004-14
Marcus Hardison.....	2015-16
Josh Tupou (68).....	2018-20*
Amani Bledsoe.....	2020*

*NOTE: Tupou and Bledsoe both were assigned uniform No. 91 for the entire 2020 season. At the time, however, only Bledsoe was on the active roster. Tupou was on the Reserve/Opt-Out list.

No. 92

NAME	YEARS
Tim Inglis.....	1987-88
John Copeland.....	1993-2000
Eric Ogbogu.....	2002
Duane Clemons.....	2003-05
Frostee Rucker.....	2006-11
Jamaal Anderson.....	2012
James Harrison.....	2013
Pat Sims (90).....	2015-17
Adolphus Washington.....	2018
Freedom Akinmoladun.....	2019-20

No. 93

NAME	YEARS
Kiki DeAyala.....	1986-87
Ty Parten.....	1993-95
Tim Morabito.....	1996
Mike Thompson.....	1998
Tom Barndt.....	2000
Mario Monds.....	2001-02
Greg Scott.....	2004
Rashad Jeanty (53).....	2006-08
Michael Johnson (90).....	2009-13
Willi Clarke.....	2014-16
Andrew Brown.....	2019-20

No. 94

NAME	YEARS
Rich Romer.....	1988-89
Alfred Williams.....	1991-94
Jevon Langford (58).....	1996-2000
Tony Williams.....	2001-04
Domata Peko.....	2006-16
Chris Smith.....	2017
Sam Hubbard.....	2018-20

No. 95

NAME	YEARS
Roosevelt Nix.....	1992-93
Keith Rucker.....	1994-95
Steve Foley.....	1998-2002
LaDairis Jackson.....	2003-04*
Larry Stevens.....	2004* (Games 8-16), '05
Sam Adams.....	2006
Roy Manning.....	2007
Orien Harris.....	2008-09
Victor Adeyanju.....	2010
Wallace Gilberry.....	2012-16
Kasim Edebali.....	2018
Renell Wren.....	2019-20

*NOTE: Jackson and Stevens both were assigned uniform No. 95 for Games 8-16 of 2004. At the time, however, only Stevens was on the active roster. Jackson was on the Reserve/Injured list.

No. 96

NAME	YEARS
Willie Fears.....	1987
Curtis Maxey.....	1988
Natu Tualatagaloa.....	1989-91
Daniel Stubbs (67).....	1992 (Games 5-16), '93
Kanavis McGhee.....	1994
Alfred Oglesby.....	1995
Kenny Davidson.....	1996
Brentson Buckner.....	1997
Clyde Simmons.....	1998
Vaughn Booker.....	2000-02
Matthias Askew.....	2004-05
Michael Myers.....	2007
Josh Mallard.....	2008 (Games 12-13)
Chris Harrington.....	2008 (Games 14-16)
Shaun Smith (66, 99).....	2009
Carlos Dunlap.....	2010-20

No. 97

NAME	YEARS
Brian Pillman (58).....	1984 (Games 4, 6)
Mike Frier.....	1992-94
Andre Purvis.....	1997-99
Bernard Whittington.....	2001-02
John Thornton.....	2003-08
Geno Atkins.....	2010-20

No. 98

NAME	YEARS
David Grant.....	1988-91
Tony Savage.....	1992
George Hinkle.....	1993
Todd Kelly.....	1995-96
Canute Curtis.....	1997-2002
Elton Patterson.....	2003, '04 (Games 3-4)
Terrance Martin.....	2004 (Games 8-16)
Bryan Robinson.....	2005-07
Antwan Odom.....	2008-10
Nick Hayden.....	2011
Brandon Thompson (79).....	2013-16
Ryan Glasgow.....	2017-19
D.J. Reader.....	2020

No. 99

NAME	YEARS
Jason Buck.....	1987-90
Alonzo Miltz.....	1991-92
Donnell Johnson (68).....	1993 (Games 1-3)
Dan Wilkinson.....	1994-97
Oliver Gibson.....	1999-2003
Shaun Smith (66, 96).....	2004
David Pollack.....	2005-07
Jason Shirley (70).....	2008
Tank Johnson.....	2009-10
Manny Lawson.....	2011-12
Margus Hunt (70).....	2013-16
Andrew Billings (75).....	2017-19
Christian Covington.....	2020

PLAYER HISTORY — TRADES

An asterisk (*) denotes a draft-day trade.

Dec. 26, 1967	— Acquired QB John Stofa from Miami for two undisclosed future draft choices. The draft choices were later determined to be No. 27 overall in the 1968 draft (first round; Dolphins selected OT Doug Crusan) and No. 54 overall in the '68 draft (second round; Dolphins selected TE Jim Cox).	Sept. 8, 1975	— Acquired an undisclosed future draft choice from New England for RB Doug Dressler . The draft choice was later determined to be No. 187 overall in the 1976 draft (seventh round; Bengals selected QB Bob Bateman).
Jan. 22, 1968	— Acquired TE Andre White from Denver for an undisclosed future draft choice. The draft choice was later determined to be No. 111 overall in the 1968 draft (fourth round; Broncos selected DB Gus Hollomon).	Sept. 9, 1975	— Acquired an undisclosed future draft choice from Green Bay for G Pat Matson . The draft choice was later determined to be No. 192 overall in 1976 draft (seventh round; Bengals selected DB Pete Rome).
Jan. 30, 1968*	— Bengals acquired LB Tom Rhoads from Buffalo for a fifth-round draft choice in the 1968 draft. The fifth-round pick Buffalo received was No. 114 overall (Bills selected RB Ben Gregory).	April 2, 1976	— Acquired DE Coy Bacon from San Diego for WR Charlie Joiner .
July 28, 1968	— Acquired OL Jeff Richardson from the N.Y. Jets for an undisclosed future draft choice. The draft choice was later determined to be No. 110 overall in 1970 draft (fifth round; Jets traded the pick to Houston).	May 11, 1976	— Acquired an undisclosed future draft choice from Chicago for DE Royce Berry . The draft choice was later determined to be No. 131 overall in the 1978 draft (fifth round; Bengals selected QB Rob Hertel).
June 30, 1969	— Acquired WR Eric Crabtree from Denver for FB Tom Smiley .	June 3, 1976	— Acquired an undisclosed future draft choice from Minnesota for TE Orlando Nelson . The draft choice was later determined to be No. 194 in the 1977 draft (seventh round; Bengals selected TE Jim Corbett).
Sept. 8, 1969	— Acquired K Horst Muhlmann and an undisclosed future draft choice from Kansas City for WR Warren McVea . The draft choice was later determined to be No. 104 overall in the 1970 draft (fourth round; Bengals selected DB Billie Hayes , who never made the regular-season roster).	June 7, 1976	— Acquired undisclosed future draft choices from Chicago for LB Brad Cousino , RB Champ Henson and K Tom Klaban . None of those three players, however, made the Bears' roster, thus no picks were traded.
Jan. 21, 1970	— Acquired OT Rufus Mayes from Chicago for DT Bill Staley and DE Harry Gunner .	June 21, 1976	— Acquired an undisclosed future draft choice from St. Louis for LB Al Beauchamp . The draft choice was later determined to be No. 105 overall in the 1977 draft (fourth round; Bengals selected S Jerry Anderson).
May 19, 1970	— Acquired OT/G Gary Kirner from San Diego for DT Andy Rice .	July 23, 1976	— Acquired an undisclosed future draft choice from Buffalo for DE Sherman White . The draft choice was later determined to be No. 3 overall in the 1977 draft (first round; Bengals selected DE/DT Eddie Edwards).
July 1, 1970	— Acquired S Caesar Belser from Kansas City for an undisclosed future draft choice. Belser, however, did not make the Bengals' regular-season roster, thus no pick was traded.	Sept. 7, 1976	— Acquired an undisclosed future draft choice from Tampa Bay for RB Charlie Davis . The draft choice was later determined to be No. 85 overall in the 1977 draft (fourth round; Bengals selected TE Rick Walker).
Aug. 4, 1970	— Acquired S Kenny Graham from San Diego for an undisclosed draft choice in 1971 draft. The draft choice was later determined to be No. 119 overall (fifth round; Chargers drafted DE Phil Asack).	March 1, 1977	— Acquired an undisclosed future draft choice from San Diego for WR Chip Myers . The draft choice was later determined to be No. 292 overall in the 1977 draft (11th round; Bengals selected G Joel Parrish).
Aug. 26, 1970	— Acquired QB Virgil Carter from Buffalo for an undisclosed future draft choice. The draft choice was later determined to be No. 145 overall in the 1971 draft (sixth round; Bills selected DE Bill McKinley).	March 16, 1977	— Acquired two undisclosed future draft choices from Denver for S/CB Bernard Jackson . The draft choices were later determined to be No. 83 overall in the 1978 draft (third round; Bengals selected WR/TE Don Bass) and No. 193 overall in the '78 draft (seventh round; Bengals selected OT Danny Bass).
Sept. 2, 1970	— Acquired DT Frank Cornish from Chicago for an undisclosed future draft choice. The draft choice was later determined to be No. 133 overall in the 1972 draft (sixth round; Bears selected LB Bob Pifferini Jr.).	July 21, 1977	— Acquired an undisclosed future draft choice from New Orleans for RB Stan Fritts . Fritts, however, did not make the Saints' regular-season roster, thus no pick was traded.
Oct. 26, 1970	— Acquired an undisclosed future draft choice from the N.Y. Jets for G Dave Middendorf . The draft choice was later determined to be No. 110 overall in the 1971 draft (fifth round; Bengals selected DE Arthur May , who never made the regular-season roster).	July 28, 1977	— Acquired the waiver price of \$100 from Oakland for DT Bob Brown , who had not reported to training camp.
May 7, 1971	— Acquired RB Henry Dyer from Washington for QB Sam Wyche .	Aug. 30, 1977	— Acquired an undisclosed future draft choice from St. Louis for DB Carl Allen . The draft choice was later determined to be No. 293 overall in the 1978 draft (11th round; Bengals selected RB Calvin Prince).
Feb. 1, 1972*	— Acquired G John Shinnors from Baltimore for an undisclosed future draft choice. The draft choice was later determined to be No. 93 overall in 1973 draft (fourth round; Colts traded the pick to Cleveland).	June 26, 1978	— Acquired a first-round draft choice in the 1979 draft from Washington for DE Coy Bacon and CB Lemar Parrish . The draft choice was later determined to be No. 12 overall (Bengals selected RB Charles Alexander).
May 9, 1972	— Acquired LB Bob Bruggers from San Diego for OT Ernie Wright .	July 7, 1978	— Acquired an undisclosed future draft choice from Oakland for LB Ron Pritchard . Pritchard, however, did not make the Raiders' regular-season roster, thus no pick was traded.
Nov. 1, 1972	— Acquired WR Charlie Joiner and LB Ron Pritchard from Houston for RB Paul Robinson and RB Fred Willis .	Aug. 22, 1978	— Acquired an undisclosed future draft choice from Chicago for TE Mike Cobb . The draft choice was later determined to be No. 91 overall in the 1979 draft (fourth round; Bengals selected CB Vaughn Lusby).
April 10, 1973	— Acquired an undisclosed future draft choice from New Orleans for TE Mike Kelly . The draft choice was later determined to be No. 153 overall in the 1974 draft (sixth round; Bengals selected DB William Bryant , who never signed with the Bengals, instead signing with the Houston Texans of the World Football League).	May 30, 1979	— Acquired an undisclosed future draft choice from Tampa Bay for RB Tony Davis . The draft choice was later determined to be No. 159 overall in the 1980 draft (sixth round; Bengals selected LB Andrew Melontree).
July 9, 1973	— Acquired DT Jerry Ellison from Philadelphia for WR Speedy Thomas .	July 16, 1979	— Acquired an undisclosed future draft choice from San Francisco for CB Melvin Morgan . The draft choice was later determined to be No. 167 overall in the 1980 draft (seventh round; Bengals selected LB Ron Simpkins).
Aug. 10, 1973	— Acquired two undisclosed future draft choices from Minnesota for G Steve Lawson and an undisclosed future draft choice. The draft choices Cincinnati received were later determined to be No. 103 overall in the 1974 draft (fourth round; Bengals selected WR Richard Williams) and No. 77 overall in the '75 draft (third round; Bengals selected LB Bo Harris). The draft choice Minnesota received was later determined to be No. 89 overall in the 1975 draft (fourth round; Vikings selected RB Harold [Champ] Henson).	Aug. 23, 1979	— Acquired an undisclosed future draft choice from Washington for WR Dennis Law . Law, however, initially retired after the trade and did not report to the Redskins, then later reported on Nov. 6 and was Active-DNP for one game before being released. However, since Law never played for the Redskins, no pick was traded.
Aug. 22, 1973	— Acquired an undisclosed future draft choice from New England for LB Bill Peterson . The draft choice was later determined to be No. 87 overall of 1974 draft (fourth round; Bengals selected QB Mike Boryla).	Aug. 27, 1979	— Acquired first rights to waived players from San Francisco for RB Lenvil Elliott .
Sept. 7, 1973	— Acquired two undisclosed future draft choices from New Orleans for RB Jess Phillips . The draft choices were later determined to be No. 61 overall in the 1974 draft (third round; Bengals selected G Dave Lapham) and No. 114 overall in the '74 draft (fifth round; Bengals selected RB Haskel Stanback).	March 19, 1980	— Acquired an undisclosed future draft choice from San Francisco for CB Scott Perry . The draft choice was later determined to be No. 230 overall in the 1981 draft (ninth round; Bengals selected RB Samoa Samoa).
Jan. 24, 1974	— Acquired QB Wayne Clark from San Diego for QB Virgil Carter . Carter, however, left San Diego to sign with the Chicago Fire of the World Football League, thus Cincinnati sent RB Reece Morrison to the Chargers on March 7 as compensation.	Aug. 1, 1980	— Acquired an undisclosed future draft choice from the N.Y. Giants for G Greg Fairchild . Fairchild, however, did not make the Giants' regular-season roster, thus no pick was traded.
March 8, 1974	— Acquired two undisclosed future draft choices from Philadelphia for QB Mike Boryla . The draft choices were later determined to be No. 142 overall in the 1975 draft (sixth round; Bengals selected QB Tom Shuman) and No. 11 overall in '76 draft (first round; Bengals selected WR Billy Brooks).	June 19, 1981	— Acquired DE Mel Lunsford from New England for an undisclosed future draft choice. Lunsford, however, did not make the Bengals' regular-season roster, thus no pick was traded.
July 3, 1974	— Acquired an undisclosed future draft choice from Dallas for QB Clint Longley Jr. . The draft choice was later determined to be No. 122 overall in 1975 draft (fifth round; Bengals selected TE/P Jeff West).	Aug. 20, 1982	— Acquired an undisclosed future draft choice from New Orleans for WR/TE Don Bass . The draft choice was later determined to be No. 152 overall in the 1983 draft (sixth round; Bengals selected LB Kiki DeAyala).
July 10, 1974	— Acquired a first-round draft choice in the 1977 draft plus a first-round draft choice and a second-round draft choice in the '78 draft from Philadelphia for LB Bill Bergey . It was determined later that the 1977 first-round draft choice was No. 8 overall (Bengals selected DT Wilson Whitley), the '78 first-round draft choice was No. 8 overall (Bengals selected DE Ross Browner) and the '78 second-round draft choice was No. 35 overall (Bengals selected CB Ray Griffin).	June 2, 1983	— Acquired a first-round draft choice in the 1984 draft from Tampa Bay for QB Jack Thompson . The draft choice was later determined to be No. 1 overall (Bengals traded the pick to New England on 4-4-84).
July 31, 1974	— Acquired an undisclosed future draft choice from Buffalo for DT/DE Steve Chomyszak . The draft choice was later determined to be No. 227 overall in 1975 draft (ninth round; Bengals selected WR Lofell Williams).	June 29, 1983	— Acquired an undisclosed future draft choice from Seattle for C Blair Bush . The draft choice was later determined to be No. 25 overall in the 1985 draft (first round; Bengals selected LB Emmanuel King).
Aug. 21, 1974	— Acquired an undisclosed future draft choice from Atlanta for RB Haskel Stanback and G/C Tom DeLeone . The draft choice was later determined to be No. 55 overall in the 1975 draft (third round; Bengals selected DE Gary Burley).	April 4, 1984	— Acquired two 1984 first-round draft choices, one '84 10th-round choice and one '85 fifth-round choice from New England for the '84 No. 1 overall choice. The two first-round picks Cincinnati received were No. 16 overall (Bengals selected DE Pete Koch) and No. 28 overall (Bengals selected G/OT Brian Blados). The 10th-round pick Cincinnati received was No. 265 overall (Bengals selected RB Brent Ziegler). The 1985 fifth-round pick Cincinnati received was later determined to be No. 129 overall (Bengals selected CB Lee Davis). With the No. 1 overall pick in the 1984 draft, the Patriots selected WR Irving Fryar .
Aug. 28, 1974	— Acquired an undisclosed future draft choice from Buffalo for S Neal Craig . The draft choice was later determined to be No. 97 overall in 1975 draft (fourth round; Bengals selected RB Stan Fritts).	May 29, 1984	— Acquired RB James Brooks from San Diego for FB Pete Johnson .
Aug. 29, 1974	— Acquired an undisclosed amount of cash from New Orleans for WR Richard Williams .	July 24, 1984	— Acquired an undisclosed future draft choice from Tampa Bay for OT Don Swafford . The draft choice was later determined to be No. 148 overall in the 1985 draft (sixth round; Bengals selected OT Eric Stokes).
Sept. 10, 1974	— Acquired \$100 cash from Detroit for WR Tim George .	July 25, 1984	— Acquired an undisclosed future draft choice from the L.A. Rams for QB Jeff Christensen . Christensen, however, did not make the Rams' regular-season roster, thus no pick was traded.
April 18, 1975	— Acquired an undisclosed future draft choice from Kansas City for LB Ken Avery . The draft choice was later determined to be No. 106 overall in the 1976 draft (fourth round; Bengals selected RB Tony Davis).	Aug. 23, 1984	— Acquired an undisclosed future draft choice from Atlanta for DE Gary Burley . The draft choice was later determined to be No. 172 overall in the 1985 draft (seventh round; Bengals selected RB Kim Locklin).
June 11, 1975	— Acquired an undisclosed future draft choice from San Francisco for TE Al Chandler . The draft choice was later determined to be No. 138 overall in the 1976 draft (fifth round; Bengals selected RB Willie Shelby).	Oct. 9, 1984	— Acquired a 1986 first-round draft choice, a third-round draft choice (either an '85 third-round or an '86 third-round, TBD) and an '87 fifth-round choice from Denver for the rights to LB Ricky Hunley . The 1986 first-round pick was later determined to be No. 21 overall (Bengals selected WR Tim McGee). At the time of the trade, it was known that the third-round choice Cincinnati was to receive was to be either (a) Tampa Bay's 1985 third-round pick, which Denver had possible future rights to, contingent on a deal the Broncos had with the Buccaneers involving QB Steve DeBerg, or (b) Denver's '86 third-round pick. It
June 16, 1975	— Acquired an undisclosed future draft choice from Philadelphia for K Horst Muhlmann . The draft choice was later determined to be No. 69 overall in the 1976 draft (third round; Bengals selected CB Danny Reece , who never made the regular-season roster).		
June 29, 1975	— Acquired QB John Reaves and an undisclosed future draft choice from Philadelphia for QB Wayne Clark and OT Stan Walters . The draft choice was later determined to be No. 38 overall in the 1976 draft (second round; Bengals selected G Glenn Bujnoch).		

	was later determined to be Denver's 1986 third-round pick (No. 78 overall; Bengals selected S David Fulcher). The 1987 fifth-round pick was later determined to be No. 139 overall (Bengals selected P Greg Home). Hunley had been Cincinnati's 1984 first-round draft choice (No. 7 overall), but he never signed a contract with the Bengals.
May 6, 1985	— Acquired an undisclosed future draft choice from Miami for QB Bryan Clark . Clark, however, did not make the Dolphins' regular-season roster, thus no pick was traded.
Aug. 26, 1985	— Acquired an undisclosed future draft choice from Green Bay for WR David Verser . Verser, however, did not make the Packers' regular-season roster, thus no pick was traded.
Sept. 4, 1985	— Acquired an undisclosed future draft choice from Green Bay for G/OT Mike Obrovac . The draft choice was later determined to be No. 294 overall in the 1986 draft (11th round; Bengals selected LB Tom Flaherty).
Oct. 15, 1985	— Acquired an undisclosed future draft choice from Seattle for TE Dan Ross . The draft choice was later determined to be No. 99 overall in the 1986 draft (fourth round; Bengals selected QB Doug Gaynor).
April 2, 1986	— Acquired third-round draft choice in the 1986 draft from Atlanta for QB Turk Schonert . The draft pick was No. 58 overall (Bengals selected DE Jim Skow).
May 12, 1986	— Acquired an undisclosed future draft choice from Green Bay for DE Glen Collins . Collins, however, did not make the Packers' regular-season roster, thus no pick was traded.
Aug. 19, 1986	— Acquired P Jeff Hayes from Washington for an undisclosed amount of cash.
Aug. 27, 1986	— Acquired an undisclosed future draft choice from Seattle for OT Mike Wilson . The draft choice was later determined to be No. 77 overall in the 1987 draft (third round; Bengals selected DE Skip McClendon).
April 23, 1989*	— Acquired a 1989 second-round draft choice, an '89 fourth-round choice and an '89 10th-round choice from Atlanta for the an '89 first-round choice. The second-round pick Cincinnati received was No. 35 overall (Bengals selected FB Eric Ball). The fourth-round pick Cincinnati received was No. 89 overall (Bengals selected LB Kerry Owens). The 10th-round pick Cincinnati received was No. 256 overall (Bengals selected CB Cornell Holloway). The first-round pick Atlanta received was No. 27 overall (Falcons selected WR Shawn Collins).
Aug. 21, 1990	— Acquired CB Carl Carter from Phoenix for LB Chris Chenault .
Aug. 27, 1990	— Acquired WR Reggie Rember from the N.Y. Jets for OT Scott Jones and LB Joe Kelly .
Sept. 1, 1990	— Acquired CB Rod (Roderick) Jones from Tampa Bay for DE Jim Skow .
April 21, 1991*	— Acquired a 1991 second-round draft choice and a '91 fourth-round choice from San Francisco for a '91 second-round choice. The second-round pick Cincinnati received was No. 52 overall (Bengals selected DE Lamar Rogers). The fourth-round pick Cincinnati received was No. 109 overall (Bengals selected WR Rob Carpenter). The second-round pick San Francisco received was No. 45 overall (49ers selected RB Ricky Watters).
April 26, 1992*	— Acquired two 1992 first-round draft choices and one third-round choice from Washington for one first-round choice and one third-round choice. The first-round picks Cincinnati received were No. 6 overall (Bengals selected QB David Klingler) and No. 28 overall (Bengals selected S Darryl Williams). The third-round pick Cincinnati received was No. 84 overall (Bengals selected CB Leonard Wheeler). The first-round pick Washington received was No. 4 overall (Redskins selected WR Desmond Howard). The third-round pick Washington received was No. 58 overall (Redskins traded pick to Dallas).
March 17, 1993	— Acquired a 1993 third-round draft choice and a conditional '94 second-round draft choice from the N.Y. Jets for QB Boomer Esiason . The third-round pick Cincinnati received was No. 59 overall (Bengals selected LB Steve Tovar). It was later determined that Esiason did not meet the performance requirements for the conditional 1994 second-round pick, thus that pick was not traded.
July 16, 1993	— Acquired an undisclosed future draft choice from the L.A. Raiders for DB Rickey Dixon . The draft choice was later determined to be No. 184 overall in the 1994 draft (sixth round; OT Jerry Reynolds).
April 22, 1995*	— Acquired a 1995 first-round draft choice from Carolina for a '95 first-round choice and a '95 second-round choice. The first-round pick Cincinnati received was No. 1 overall (Bengals selected RB Ki-Jana Carter). The first-round pick Carolina received was No. 5 overall (Panthers selected QB Kerry Collins). The second-round pick Carolina received was No. 36 overall (Panthers selected DE Shawn King).
Feb. 26, 1998	— Acquired a 1998 first-round draft choice and a '98 third-round choice from Washington for DT Dan Wilkinson . The first-round pick Cincinnati received was No. 17 (Bengals selected LB Brian Simmons). The third-round pick Cincinnati received was No. 78 overall (Bengals selected G Mike Goff).
March 26, 1998	— Acquired QB Paul Justin from Indianapolis for a 1998 fifth-round draft choice. The fifth-round pick Indianapolis received was No. 135 overall (Colts selected LB Antony Jordan).
April 20, 2002*	— Acquired a 2002 third-round draft choice from Carolina for an '02 third-round choice and an '02 fifth-round choice. The third-round pick Cincinnati received was No. 67 overall (Bengals selected TE Matt Schobel). The third-round pick Carolina received was No. 73 overall (Panthers selected LB Will Witherspoon). The fifth-round pick Carolina received was No. 145 overall (Panthers selected RB Kyle Johnson).
Aug. 31, 2002	— Acquired an undisclosed future draft choice from New Orleans for RB Curtis Keaton . The draft choice was later determined to be No. 118 overall in the 2003 draft (fourth round; Bengals selected FB Jeremi Johnson).
Apr. 9, 2004	— Acquired CB Deltha O'Neal and a 2004 first-round draft choice from Denver for an '04 first-round choice and an '04 fourth-round choice. The first-round pick Cincinnati received was No. 24 overall (Bengals traded the pick to St. Louis). The fourth-round pick Cincinnati received was No. 117 overall (Bengals selected DE Robert Geathers). The first-round pick Denver received was No. 17 overall (Broncos selected LB D.J. Williams).
Apr. 19, 2004	— Acquired a 2004 second-round draft choice from New England for RB Corey Dillon . The second-round pick Cincinnati received was No. 56 overall (Bengals selected S/CB Madieu Williams).
April 24, 2004*	— Acquired a 2004 first-round draft choice and an '04 fourth-round choice from St. Louis for an '04 first-round choice. The first-round pick Cincinnati received was No. 26 overall (Bengals selected RB Chris Perry). The fourth-round pick Cincinnati received was No. 123 overall (Bengals selected G/OT Stacy Andrews). The first-round pick St. Louis received was No. 24 overall (the Rams selected RB Steven Jackson).
June 20, 2006	— Acquired an undisclosed future draft choice from St. Louis for QB Dave Ragone . Ragone, however, did not make the Rams' regular-season roster, thus no pick was traded.
Sept. 1, 2007	— Acquired QB Ryan Fitzpatrick from St. Louis for an undisclosed future draft choice. The draft choice was later determined to be No. 217 overall in the 2008 draft (seventh round; Rams traded the pick to Green Bay).
May 7, 2009	— Acquired RB Brian Leonard from St. Louis for DT Orien Harris .

Sept. 4, 2010	— Acquired S Reggie Nelson from Jacksonville for CB David Jones and a conditional future draft choice. The draft choice was later determined to be No. 228 overall in the 2012 draft (seventh round; Jaguars selected DT Jeris Pendleton).
July 29, 2011	— Acquired undisclosed future draft choices from New England for WR Chad Johnson . The draft choices were later determined to be No. 166 overall in the 2012 draft (fifth round; Bengals selected WR Marvin Jones) and the No. 197 overall in the '13 draft (sixth round; Bengals selected WR Cobi Hamilton).
Aug. 23, 2011	— Acquired S Taylor Mays from San Francisco for an undisclosed future draft choice. The draft choice was later determined to be No. 227 overall in the 2013 draft (seventh round; 49ers traded the pick to Cleveland).
Aug. 29, 2011	— Acquired CB Kelly Jennings from Seattle for DT Clinton McDonald .
Oct. 18, 2011	— Acquired a 2012 first-round draft choice and a '13 second-round choice from Oakland for QB Carson Palmer . The first-round pick Cincinnati received was later determined to be No. 17 overall (Bengals selected CB Dre Kirkpatrick). The second-round pick Cincinnati received was later determined to be No. 37 overall (Bengals selected RB Giovani Bernard).
April 12, 2012	— Acquired a 2012 fifth-round draft choice from the N.Y. Giants for LB Keith Rivers . The draft choice was No. 167 overall (Bengals selected S George Iloka).
April 26, 2012*	— Acquired a 2012 first-round draft choice and a '12 third-round choice from New England for a '12 first-round choice. The first-round pick Cincinnati received was No. 27 overall (Bengals selected G Kevin Zeitler). The third-round pick Cincinnati received was No. 93 overall (Bengals selected DT Brandon Thompson). The first-round pick New England received was No. 21 overall (Patriots selected DE Chandler Jones).
May 10, 2014*	— Acquired a 2014 fourth-round draft choice from Seattle for a '14 fourth-round choice and a '14 sixth-round choice. The fourth-round pick Cincinnati received was No. 111 overall (Bengals selected C Russell Bodine). The fourth-round pick Seattle received was No. 123 overall (Seahawks selected WR Kevin Norwood). The sixth-round pick Seattle received was No. 199 overall (Seahawks selected OT Garrett Scott).
April 11, 2017	— Acquired DE Chris Smith from Jacksonville for a conditional 2018 draft choice. The 2018 draft pick Jacksonville received was later determined to be No. 230 overall (Jaguars selected LB Leon Jacobs).
April 28, 2017*	— Acquired a 2017 second-round draft choice and a '17 fourth-round choice from Minnesota for a '17 second-round choice. The second-round pick Cincinnati received was No. 48 overall (Bengals selected RB Joe Mixon). The fourth-round pick Cincinnati received was No. 128 overall (Bengals selected WR Josh Malone). The second-round pick Minnesota received was No. 41 overall (Vikings selected RB Dalvin Cook).
April 29, 2017*	— Acquired a 2017 sixth-round draft choice from Tennessee for a '17 sixth-round choice and a '17 seventh-round choice. The sixth-round pick Cincinnati received was No. 207 overall (Bengals selected DB Brandon Wilson). The sixth-round pick Tennessee received was No. 217 overall (Titans selected G Corey Levin). The seventh-round pick Tennessee received was No. 227 overall (Titans selected LB Josh Carraway).
Aug. 29, 2017	— Acquired a 2018 seventh-round draft choice from New England for LB Marquis Flowers . The seventh-round pick Cincinnati received was later determined to be No. 249 overall (Bengals selected QB Logan Woodside).
Sept. 2, 2017	— Acquired a conditional 2019 sixth-round draft choice from Dallas for CB Bene Benwikere . The conditions required to authorize the draft choice were met in 2018. The sixth-round pick Cincinnati received was No. 198 overall (Bengals later traded pick to San Francisco on 4-27-19).
March 14, 2018	— Acquired OT Cordy Glenn , a 2018 first-round draft choice and a '18 fifth-round draft choice from Buffalo for a '18 first-round draft choice and an '18 sixth-round choice. The first-round pick Cincinnati received was No. 21 overall (Bengals selected C Billy Price). The fifth-round pick Cincinnati received was No. 158 overall (Bengals selected DT Andrew Brown). The first-round draft pick Buffalo received was No. 12 overall (Bills later traded pick to Tampa Bay). The sixth-round draft pick Buffalo received was No. 187 overall (Bills selected WR Ray-Ray McCLOUD).
April 27, 2018*	— Acquired a 2018 second-round draft choice and an '18 third-round draft choice from Kansas City for an '18 second-round draft choice and an '18 third-round draft choice. The second-round pick Cincinnati received was No. 54 (Bengals selected S Jessie Bates III). The third-round pick Cincinnati received was No. 78 (Bengals selected LB Malik Jefferson). The second-round pick Kansas City received was No. 46 (Chiefs selected LB Breeland Speaks). The third-round pick Kansas City received was No. 100 (Chiefs selected LB Dorian O'Daniel).
April 26, 2019*	— Acquired a 2019 second-round draft choice, a '19 fourth-round draft choice and a '19 sixth-round draft choice from Denver for a '19 second-round draft choice. The second-round pick Cincinnati received was No. 52 (Bengals selected TE Drew Sample). The fourth-round pick Cincinnati received was No. 125 (Bengals selected DT Renell Wren). The sixth-round pick Cincinnati received was No. 182 (Bengals selected RB Trayveon Williams). The second-round pick Denver received was No. 42 (Broncos selected QB Drew Lock).
April 27, 2019*	— Acquired a 2019 fourth-round draft choice from San Francisco for a '19 fourth-round draft choice and two '19 sixth-round draft choices. The fourth-round pick Cincinnati received was No. 104 (Bengals selected QB Ryan Finley). The fourth-round pick San Francisco received was No. 110 (49ers selected P Mitch Wishnowsky). The sixth-round picks San Francisco received were No. 183 (49ers selected OT Justin Skule) and No. 198 (49ers selected CB Tim Harris).
April 27, 2019*	— Acquired a 2019 fourth-round draft choice from Dallas for a '19 fifth-round draft choice and a '19 sixth-round draft choice. The fourth-round pick Cincinnati received was No. 136 (Bengals selected G Michael Jordan). The fifth-round pick Dallas received No. 149 (Cowboys later traded pick to Oakland). The sixth-round pick Dallas received was No. 213 (Cowboys selected S Donovan Wilson).
Sept. 4, 2020	— Acquired DE Christian Covington from Denver for LB Austin Calitro .
Oct. 28, 2020	— Acquired G/C B.J. Finney and a 2021 seventh-round draft pick from Seattle for DE Carlos Dunlap . The seventh-round pick Cincinnati received was No. 235 (Bengals selected DE Wyatt Hubert).
March 19, 2021	— Acquired a 2021 sixth-round draft choice from Houston for QB Ryan Finley and a '21 seventh-round draft choice. The sixth-round pick Cincinnati received was No. 202 (Bengals selected RB Chris Evans). The seventh-round pick Houston received was No. 233 (Texans later traded pick to L.A. Rams).
April 30, 2021*	— Acquired a 2021 second-round draft choice and two '21 fourth-round draft choices from New England for a '21 second-round draft choice. The second-round pick Cincinnati received was No. 46 (Bengals selected G Jackson Carman). The fourth-round picks Cincinnati received were No. 122 (Bengals selected DT Tyler Shelvin) and No. 139 (Bengals selected OT D'Ante Smith). The second-round pick New England received was No. 38 (Patriots selected DT Christian Barmore).

PLAYER HISTORY — DRAFTS

1968 AFL EXPANSION DRAFT JAN. 21

PLAYER	POS.	COLLEGE	AFL TEAM
Dan Archer*	T	Oregon	Oakland Raiders
Estes Banks*	RB	Colorado	Oakland Raiders
Joe Bellino	RB	Navy	Boston Patriots
Jim Boudreaux	DT	Louisiana Tech	Boston Patriots
Dan Brabham*	LB	Arkansas	Houston Oilers
Solomon Brannan	DB	Morris Brown	N.Y. Jets
Bill Brown	T	Texas-El Paso	N.Y. Jets
Gary Bugenhagen	T	Syracuse	Buffalo Bills
Frank Buncom*	LB	Southern California	San Diego Chargers
Chris Griffin*	SE	Stanford	Kansas City Chiefs
Bobby Burnett	RB	Arkansas	Buffalo Bills
J.D. Garrett	RB	Grambling	Boston Patriots
Cookie Gilchrist	RB	(none)	Denver Broncos
White Graves*	DB	Louisiana State	Boston Patriots
Jim Griffin	DE	Grambling	San Diego Chargers
Ron Hall	DB	Missouri Valley	Boston Patriots
Sherrill Headrick*	LB	Texas Christian	Kansas City Chiefs
Bobby Hunt*	DB	Auburn	Kansas City Chiefs
Joe Bob Isbell	G	Houston	Houston Oilers
Nate Johns	RB	San Diego State	Oakland Raiders
Willie Lee Jones*	DE	Kansas State	Houston Oilers
Mike Kellogg	RB	Santa Clara	Denver Broncos
Charlie King	DB	Purdue	Buffalo Bills
Frank Marsh	RB	Oregon State	San Diego Chargers
John Matlock*	C	Miami (Fla.)	N.Y. Jets
Pat Matson*	G	Oregon	Denver Broncos
Pete Perreault*	G	Boston University	N.Y. Jets
Bob Poole	TE	Clemson	Houston Oilers
Al Reynolds	G	Tarkio	Kansas City Chiefs
Andy Rice*	DT	Texas Southern	Houston Oilers
Bob Schmidt	T	Minnesota	Buffalo Bills
Rod Sherman*	FL	Southern California	Oakland Raiders
Richard Sligh	DT	N.C. Central	Oakland Raiders
Fletcher Smith*	DB	Tennessee State	Kansas City Chiefs
Henry Sorrell	LB	Tenn.-Chattanooga	Denver Broncos
Dick Van Raaphorst	PK	Ohio State	San Diego Chargers
Jim Waskiewicz	C/LB	Wichita State	N.Y. Jets
Ernie Wright*	T	Ohio State	San Diego Chargers
Lonnie Wright	DB	Colorado State	Denver Broncos
Rich Zecher	DT	Utah State	Buffalo Bills

NOTES: On Jan. 21, the Bengals selected 40 players in an expansion draft, taking five from each AFL team except Miami (the Dolphins were exempt because they had their inaugural season themselves just two years earlier in 1966). An asterisk (*) denotes a player who made the Bengals' all-time roster.

1968 AFL/NFL DRAFT JAN. 30-31

RD.	PLAYER	POS.	COLLEGE	SEL. #
1	Bob Johnson	C	Tennessee	*2
(sent to Miami in trade on 12-26-67)				
2a	Bill Staley	DE/T	Utah State	*28
(sent to Miami in trade on 12-26-67)				
2b	Tom Smiley	RB	Lamar	*54
3a	Gary Davis	QB	Vanderbilt	*56
3b	Paul Robinson	RB	Arizona	*82
3c	Dale Livingston	P/PK	Western Michigan	*83
4a	Jess Phillips	DB	Michigan State	*84
4b	Warren McVea	RB	Houston	*109
(sent to Denver in trade on 1-22-68)				
5a	Dave Middendorf	G	Washington State	*112
(expansion pick acquired from Denver Broncos; then sent to Buffalo in trade on 1-30-68)				
5b	Al Beauchamp	LB	Southern University	*138
6a	Howard Fest	T	Texas	*139
6b	Bill Kendrick	DT	Alabama A&M	*143
(expansion pick acquired from Boston Patriots)				
6c	John Neider	LB	Louisville	*145
(expansion pick acquired from Buffalo Bills)				
6d	Dewey Warren	QB	Tennessee	*155
(expansion pick acquired from San Diego Chargers)				
6e	Essex Johnson	RB	Grambling	*156
(expansion pick acquired from N.Y. Jets)				
6f	Elmo Maples	WR	Southern University	*158
(expansion pick acquired from Kansas City Chiefs)				
6g	Sidney Ellis	DB	Jackson State	*160
(expansion pick acquired from Houston Oilers)				
6h	Monk Williams	RB	Arkansas AM&N	*163
(expansion pick acquired from Oakland Raiders)				
6i	Jim Johnson	DB	South Carolina State	*165
7a	Steve Smith	TE	Miami (Fla.)	*166
7b	Wes Bean	LB	Grambling	*192
8a	Harry Gunner	LB	Oregon State	*193
8b	Ed Brantley	T	North Texas State	*219
9a	Phil Johnson	DB	Long Beach State	*220
9b	Steve Hanrahan	DT	Weber State	*246
10a	Wayne Patrick	RB	Louisville	*247
10b	James Russell	TE	North Texas State	*273
11a	Wally Scott	CB	Arizona	*274
11b	Jeff Banks	LB	Pacific	*300
12a	Bob Trumphy	TE	Utah	*301
12b	Harold Jones	T	Grambling	*327
13a	James Bivins	LB	Texas Southern	*328
13b	Ted Washington	RB	San Diego State	*354
14a	Les Webster	RB	Iowa State	*355
14b	Steve Lewicke	DE	Texas-El Paso	*381
15a	Harvey Palmore	G	Morgan State	*382
15b	Joe Mira	WR	Miami (Fla.)	*408
16a	James Williams	DB	Alcorn A&M	*409
16b	Brown Marks	LB	Indiana	*435
17a	Don Manning	LB	UCLA	*436
17b	James Smith	TE	Jackson State	*462

*NOTES: The expansion Bengals received the second and last choices in Round 1; the first and last choices in Rounds 2-17; one additional choice at the end of Rounds 2-4; and all AFL six-round selections except Miami's (Cincinnati received Denver's fifth-round pick in lieu of their sixth-round because the Broncos previously had sent their sixth-round to Miami in a 1967 trade; the Dolphins were exempt from having to surrender their sixth-round pick because they had their inaugural season themselves just two years earlier in 1966). Oakland had the No. 108 overall choice in Round 4 but passed twice, allowing Green Bay to move from No. 109 to 108 and Cincinnati to move from No. 110 to 109. The Bengals' No. 462 pick was the last selection of the 1968 AFL/NFL draft.

1969 AFL/NFL DRAFT JAN. 28-29

RD.	PLAYER	POS.	COLLEGE	SEL. #
1	Greg Cook	QB	Cincinnati	5
2	Bill Bergey	LB	Arkansas State	31
3	Speedy Thomas	WR	Utah	57
4	Clem Turner	RB	Cincinnati	83
5	Guy Dennis	G	Florida	109
6	Ken Riley	CB	Florida A&M	135
7	Royce Berry	DE	Houston	161
8	Tim Buchanan	LB	Hawaii	187
9	Mike Stripling	RB	Tulsa	213
10	Steve Howell	TE	Ohio State	239
11	Mark Stewart	S	Georgia	265
12	Lonnie Paige	DT	North Carolina State	290
13	Chuck Benson	WR	Southern Illinois	316
14	Mike Wilson	RB	Dayton	343
15	Bill Shoemaker	PK	Stanford	369
16	Bill Schmitt	LB	Missouri	395
17	Terry Story	T	Georgia Tech	421

1970 NFL DRAFT JAN. 27-28

RD.	PLAYER	POS.	COLLEGE	SEL. #
1	Mike Reid	DT	Penn State	7
2	Ron Carpenter	DT	North Carolina State	32
3	Chip Bennett	LB	Ablene Christian	60
4a	Joe Stephens	G	Jackson State	85
4b	Billie Hayes	DB	San Diego State	104
(acquired from Kansas City in trade on 9-8-69)				
(sent to N.Y. Jets in trade on 7-28-68)				
5	Nick Roman	LB	Ohio State	110
6	Sandy Durko	S	Southern California	137
7	Lemar Parrish	CB	Lincoln University (Mo.)	163
8	Bill Trout	DT	Miami (Fla.)	188
9	Bill Bolden	RB	UCLA	216
10	Nick Roman	LB	Ohio State	241
11	Sam Wallace	LB	Grambling	266
12	Tom Truesdell	DE	Ohio Wesleyan	294
13	Paul Dunn	RB	U.S. International	319
14	Joe Johnson	WR	Johnson C. Smith	344
15	Marvin Weeks	DB	Alcorn A&M	372
16	Larry Ely	LB	Iowa	397
17	Richard Lee Smith	RB	Washington	422

1971 NFL DRAFT JAN. 28-29

RD.	PLAYER	POS.	COLLEGE	SEL. #
1	Vernon Holland	T	Tennessee State	15
2	Steve Lawson	G	Kansas	41
3	Ken Anderson	QB	Augustana (Ill.)	67
4	Fred Willis	RB	Boston College	93
5	Arthur May	DE	Tuskegee	110
(acquired from N.Y. Jets in trade on 10-26-70)				
(sent to San Diego in trade on 8-4-70)				
6	Neal Craig	S	Fisk	171
7	Fred Herring	CB	Tennessee State	197
8	Gary Gustafson	LB	Montana State	223
10	Jack Stambaugh	G	Oregon	249
11	Ed Marshall	WR	Cameron	275
12	J. Rod Hayden	DE	Memphis State	301
13	David Knapman	TE	Central Washington	327
14	Ivin Mallory	DB	Virginia Union	353
15	Bob Thomas	RB	Arizona State	379
16	Mark Debevc	LB	Ohio State	405
17	Sam Pearson	CB	Western Kentucky	432

*NOTE: The Bengals had the No. 431 overall choice in Round 17 but passed, allowing Kansas City to move from No. 432 to 431.

1972 NFL DRAFT FEB. 1-2

RD.	PLAYER	POS.	COLLEGE	SEL. #
1	Sherman White	DE	California	2
2	Tommy Casanova	DB	Louisiana State	29
3	Jim LeClair	LB	North Dakota	54
4	Bernard Jackson	DB	Washington State	81
5	Tom DeLeon	C	Ohio State	106
(sent to Chicago in trade on 9-2-70)				
6	Steve Conley	LB/RB	Kansas	133
8	Dan Kratzer	WR	Missouri Valley	185
9	Stan Walters	T	Syracuse	210
10	Brian Foster	CB	Colorado	237
11	Kent Pederson	TE	California, Santa Barbara	261
12	Rick Jones	S	Cal Poly-SLO	289
13	James Hamilton	P/QB	Arkansas State	314
14	Steve Porter	WR	Indiana	341
15	Hosea Minnieweather	DT	Jackson State	366
16	John Wiegmann	WR	Cal Poly-Pomona	393
17	Dave Green	P/K	Ohio	418

*NOTE: Buffalo had the No. 261 overall choice in Round 11 but passed, allowing the Bengals to move from No. 262 to 261.

1973 NFL DRAFT JAN. 30-31

RD.	PLAYER	POS.	COLLEGE	SEL. #
1	Isaac Curtis	WR	San Diego State	15
2	Al Chandler	TE	Oklahoma	43
3	Tim George	WR	Carson-Newman	68
(sent to Baltimore in trade on 2-1-72)				
5	Bob McCall	RB	Arizona	121
6	Bob Jones	CB	Virginia Union	146
7	Bob Maddox	DT/DE	Frostburg State	171
8	Joe Wilson	RB	Holy Cross	199
9	John Dampier	G	Notre Dame	224
10	Lenvil Elliott	RB	Northeast Missouri State	249
11	William Montgomery	DB	Mohrhouse (Ga.)	277
12	Boobie Clark	RB	Bethune-Cookman	302
13	Brooks West	DT	Texas-El Paso	327
14	Hurles Scales	DB	North Texas State	355
15	Ted McNulty	QB	Indiana	380
16	Harry Unger	RB	Auburn	405
17	Wayne Estabrook	QB	Whittier	433

1974 NFL DRAFT JAN. 29-30

RD.	PLAYER	POS.	COLLEGE	SEL. #
1	Bill Kollar	DT	Montana State	23
2	Charlie Davis	RB	Colorado	48
3a	Dave Lapham	T	Syracuse	61
<i>(acquired from New Orleans in trade on 9-7-73)</i>				
3b	Evan Joltitz	LB	Cincinnati	73
4a	Mike Boryla	QB	Stanford	87
<i>(acquired from New England in trade on 8-22-73)</i>				
4b	Daryl White	G	Nebraska	98
4c	Richard Williams	WR	Abilene Christian	103
<i>(acquired from Minnesota in trade on 8-10-73)</i>				
5a	Haskel Stanback	RB	Tennessee	114
<i>(acquired from New Orleans in trade on 9-7-73)</i>				
5b	Richard Bishop	DT	Louisville	127
6a	Robin Sinclair	DB	Washington State	152
6b	William Bryant	DB	Grambling	153
<i>(acquired from New Orleans in trade on 4-10-73)</i>				
7	Ken Sawyer	DB	Syracuse	177
8	John McDaniel	WR	Lincoln	202
9	Ed Johnson	DE	Southern Methodist	231
10	Chuck Herd	WR	Penn State	256
11	Ed Kezirian	T	UCLA	281
12	Rudy McClinton	DB	Xavier (Ohio)	306
13	Ted Jorjov	LB	Iowa State	335
14	Mike Phillips	DE	Cornell	360
15	Isaac Jackson	RB	Kansas State	385
16	Daryl Bishop	DB	Kentucky	410
17	Jim Smith	RB	North Carolina Central	439

1-s Clint Longley, Jr. QB Abilene Christian *
 *NOTE: The Bengals selected QB Clint Longley Jr. in the first round of the 1974 NFL Supplemental Draft. Longley was later traded to Dallas on 7-3-74.

1975 NFL DRAFT JAN. 28-29

RD.	PLAYER	POS.	COLLEGE	SEL. #
1	Glenn Cameron	LB	Florida	14
2	Al Kreviss	T	Boston College	39
3a	Gary Burley	DE	Pittsburgh	55
<i>(acquired from Atlanta in trade on 8-21-74)</i>				
3b	Gary Sheide	QB	Brigham Young	64
3c	Bo Harris	LB	Louisiana State	77
<i>(acquired from Minnesota in trade on 8-10-73)</i>				
4	(sent to Minnesota in trade on 8-10-73)			89
4	Stan Fritts	RB	North Carolina State	97
<i>(acquired from Buffalo in trade on 8-28-74)</i>				
5a	Pat McNally	P/WR	Harvard	120
5b	Jeff West	P/TE	Cincinnati	122
<i>(acquired from Dallas in trade on 7-3-74)</i>				
6a	Tom Shuman	QB	Penn State	142
<i>(acquired from Philadelphia in trade on 3-8-74)</i>				
6b	Rollen Smith	CB	Arkansas	145
7	Chris Devlin	LB	Penn State	170
8	Ricky Davis	S	Alabama	195
9a	Greg Dubinetz	G	Yale	220
9b	Lofell Williams	WR/RB	Virginia Union	227
<i>(acquired from Buffalo in trade on 7-31-74)</i>				
10	Rocky Felker	QB	Mississippi State	245
11	Marvin Cobb	CB	Southern California	276
12	Jack Novak	TE	Wisconsin	301
13	Ron Rosenberg	LB	Montana	326
14	Frank Haywood	DT	North Carolina State	351
15	Greg Enright	PK	Southern Oregon	376
16	John Tuttle	WR	Kansas State	401
17	Elvin Charity	CB	Yale	432

1976 NFL DRAFT APRIL 8-9

RD.	PLAYER	POS.	COLLEGE	SEL. #
1a	Billy Brooks	WR	Oklahoma	11
<i>(acquired from Philadelphia in trade on 3-8-74)</i>				
1b	Archie Griffin	RB	Ohio State	24
2a	Glenn Bujnoch	G	Texas A&M	38
<i>(acquired from Philadelphia in trade on 6-29-75)</i>				
2b	Chris Bahr	PK	Penn State	51
3a	Danny Reece	DB	Southern California	69
<i>(acquired from Philadelphia in trade on 6-16-75)</i>				
3b	Reggie Williams	LB	Dartmouth	82
4a	Tony Davis	RB	Nebraska	106
<i>(acquired from Kansas City in trade on 4-18-75)</i>				
4b	Greg Fairchild	T/G	Tulsa	116
5a	Willie Shelby	DB/WR	Alabama	138
<i>(acquired from San Francisco in trade on 6-11-75)</i>				
5b	Scott Perry	DB	Williams	147
6	Orlando Nelson	TE	Utah State	176
7a	Bob Bateman	QB	Brown	187
<i>(acquired from New England in trade on 9-8-75)</i>				
7b	Pete Rome	DB	Miami (Ohio)	192
<i>(acquired from Green Bay in trade on 9-9-75)</i>				
7c	Ken Kuhn	LB	Ohio State	205
8	Ron Hunt	T	Oregon	232
9	Lonnie Allgood	WR	Syracuse	259
10	Tom Klaban	K	Ohio State	287
11	Melvin Morgan	DB	Mississippi Valley State	314
12	Joe Dale Harris	WR	Alabama	340
13	Randy Walker	RB	Miami (Ohio)	371
14	Greg Coleman	P/PK	Florida A&M	398
15	Lynn Hieber	QB	Indiana (Pa.)	425
16	George Demopoulos	C	Miami (Fla.)	455
17	Scott Dannelley	T/G	Ohio State	482

1977 NFL DRAFT MAY 3-4

RD.	PLAYER	POS.	COLLEGE	SEL. #
1a	Eddie Edwards	DT	Miami (Fla.)	3
<i>(acquired from Buffalo in trade on 6-23-76)</i>				
1b	Wilson Whitley	DT	Houston	8
<i>(acquired from Philadelphia in trade on 7-10-74)</i>				
1c	Mike Cobb	TE	Michigan State	22
2	Pete Johnson	RB	Ohio State	49
3	Mike Voight	RB	North Carolina	76
4a	Rick Walker	TE	UCLA	85
<i>(acquired from Tampa Bay in trade on 9-7-76)</i>				
4b	Mike Wilson	T	Georgia	103
4c	Jerry Anderson	CB	Oklahoma	105
<i>(acquired from St. Louis in trade on 6-21-76)</i>				
5	Ray Phillips	LB	Nebraska	133
6	Tom Duniven	QB	Texas Tech	160
7a	Louis Breeden	DB	North Carolina Central	187
7b	Jim Corbett	TE	Pittsburgh	194
<i>(acquired from Minnesota in trade on 6-3-76)</i>				
8	Jose Saint-Victor	G	Syracuse	214
9	Willie Zachary	WR	Central State (Ohio)	245
10	Bob Bialik	P	Hillsdale (Mich.)	272
11a	Joel Parrish	G	Georgia	292
<i>(acquired from San Diego in trade on 3-1-77)</i>				
11b	Carl Allen	DB	Southern Mississippi	299
12	Alex Percival	WR	Morehouse (Ga.)	326

1978 NFL DRAFT MAY 2-3

RD.	PLAYER	POS.	COLLEGE	SEL. #
1a	Ross Browner	DL	Notre Dame	8
<i>(acquired from Philadelphia in trade on 7-10-74)</i>				
1b	Blair Bush	C	Washington	16
2a	Ray Griffin	CB	Ohio State	35
<i>(acquired from Philadelphia in trade on 7-10-74)</i>				
2b	Deacon Turner	RB	San Diego State	45
3a	Ted Vincent	DT	Wichita State	72
3b	Don Bass	WR	Houston	83
<i>(acquired from Denver in trade on 3-16-77)</i>				
4	Dennis Law	WR	East Tennessee State	99
5a	Tom Dinkel	LB	Kansas	126
5b	Rob Hertel	QB	Southern California	131
<i>(acquired from Chicago in trade on 5-11-76)</i>				
6	Steve Geise	RB	Penn State	155
7a	Joe Branson	S	Livingstone (N.C.)	182
7b	Danny Bass	T	Elon (N.C.)	193
<i>(acquired from Denver in trade on 3-16-77)</i>				
8	Bill Miller	T	Western Illinois	211
9	Ron Shumon	LB	Wichita State	238
10	Tom DePaso	LB	Penn State	267
11a	Calvin Prince	RB	Louisville	293
<i>(acquired from St. Louis in trade on 8-30-77)</i>				
11b	Mark Donahue	G	Michigan	294
12	Kim Featsent	WR	Kent State	323

1979 NFL DRAFT MAY 3-4

RD.	PLAYER	POS.	COLLEGE	SEL. #
1a	Jack Thompson	QB	Washington State	3
1b	Charles Alexander	RB	Louisiana State	12
<i>(acquired from Washington in trade on 6-26-78)</i>				
2	Dan Ross	TE	Northeastern	30
3	Barney Cotton	G	Nebraska	59
4a	James White	DT	Albany State	84
4b	Vaughn Lusby	CB	Arkansas	91
<i>(acquired from Chicago in trade on 8-22-78)</i>				
5	Casey Merrill	DE	California, Davis	113
6	Steve Kreider	WR	Lehigh	139
7	Max Montoya	T	UCLA	168
8	Howie Kurnick	LB	Cincinnati	194
9	Scott Burk	S	Oklahoma State	223
10	Nathan Poole	RB	Louisville	250
11	Ken Bungarda	DE	Missouri	278
12	Jim Browner	S	Notre Dame	304

1980 NFL DRAFT APRIL 29-30

RD.	PLAYER	POS.	COLLEGE	SEL. #
1	Anthony Munoz	T	Southern California	3
2	Kirby Criswell	LB	Kansas	31
3	Rod Horn	DL	Nebraska	59
4	Bill Glass	G	Baylor	86
5	Bryan Hicks	S	McNeese State	113
6a	Jo Jo Heath	KR/DB	Pittsburgh	141
6b	Andrew Melontree	LB	Baylor	159
<i>(acquired from Tampa Bay in trade on 5-30-79)</i>				
7a	Ron Simpkins	LB	Michigan	167
<i>(acquired from San Francisco in trade on 7-16-79)</i>				
7b	Gary Don Johnson	DT	Baylor	168
8	Mark Lyles	RB	Florida State	196
9	Greg Bright	S	Morehead State	224
10	Sandro Vitiello	K	Massachusetts	252
11	Alton Alexis	WR	Tulane	*281
12	Mike Wright	QB	Vanderbilt	308

*NOTE: The Bengals had the No. 280 overall choice in Round 11 but passed, allowing Baltimore to move from No. 281 to 280.

1981 NFL DRAFT APRIL 28-29

RD.	PLAYER	POS.	COLLEGE	SEL. #
1	David Verser	WR	Kansas	10
2	Cris Collinsworth	WR	Florida	37
3	John Simmons	CB	Southern Methodist	64
4	Guy Frazier	LB	Wyoming	93
5	Benjie Pryor	TE	Pittsburgh	120
6	Rex Robinson	PK	Georgia	146
7	Jeff Schuh	LB	Minnesota	176
8	Bobby Kemp	S	Cal State-Fullerton	202
9a	Jim Hannula	OL	Northern Illinois	229
9b	Samoa Samoa	RB	Washington State	230
<i>(acquired from San Francisco in trade on 3-19-80)</i>				
10	Hubert Simpson	RB	Tennessee	258
11	Robert Jackson	S	Central Michigan	285
12	Mark O'Connell	QB/K	Ball State	312

1982 NFL DRAFT APRIL 27-28

RD.	PLAYER	POS.	COLLEGE	SEL. #
1	Glen Collins	DE	Mississippi State	26
2	Emanuel Weaver	NT	South Carolina	54
3	Rodney Holman	TE	Tulane	82
4	Rodney Tate	RB	Texas	110
5	Paul Sorensen	DB	Washington State	138
6	Arthur King	NT	Grambling	166
7	Ben Needham	LB	Michigan	194
8	Kari Yli-Renko	T	Cincinnati	222
9	James Bennett	WR	Northwestern State (La.)	250
10	Larry Hogue	CB	Utah State	278
11	Russell Davis	RB	Idaho	305
12	Dan Feraday	QB	Toronto	333

1983 NFL DRAFT APRIL 26-27

RD.	PLAYER	POS.	COLLEGE	SEL. #
1	Dave Rimington	C	Nebraska	25
2	Ray Horton	CB	Washington	53
3	Jimmy Turner	CB	UCLA	81
4	Steve Maidlow	LB	Michigan State	109
5	Jeff Christensen	QB	Eastern Illinois	137
6a	Kiki DeAyala	LB	Texas	152
<i>(acquired from New Orleans in trade on 8-20-82)</i>				
6b	Larry Kinnebrew	RB	Tennessee State	165
7	James Griffin	S	Middle Tennessee State	193
8	Mike Martin	WR	Illinois	221
9	Stanley Wilson	RB	Oklahoma	248
10	Tim Krumrie	NT	Wisconsin	276
11	Gary Williams	WR	Ohio State	304
12	Andre Young	LB	Bowling Green	332

1984 NFL DRAFT MAY 1-2

RD.	PLAYER	POS.	COLLEGE	SEL. #
1	(acquired from Tampa Bay in trade on 6-2-83, then sent to New England in trade on 4-4-84)			1
1a	Ricky Hunley	LB	Arizona	7
1b	Pete Koch	DE	Maryland	16
<i>(acquired from New England in trade on 4-4-84)</i>				
1c	Brian Blados	OL	North Carolina	28
<i>(acquired from New England in trade on 4-4-84)</i>				
2	Boomer Esiason	QB	Maryland	38
3	Stanford Jennings	RB	Furman	65
4	John Farley	RB	Cal State-Sacramento	92
5	Barney Bussey	DB	South Carolina State	119
6	Don Kern	TE	Arizona State	150
7	Leo Barker	LB	New Mexico State	177
8	Bruce Reimers	T	Iowa State	204
9	Bruce Kozerski	OL	Holy Cross	231
10a	Aaron Jackson	LB	North Carolina	262
10b	Brent Ziegler	RB	Syracuse	265
<i>(acquired from New England in trade on 4-4-84)</i>				
11	Steve McKeaver	RB	Central State (Okla.)	289
12	Steve Racquet	LB	Holy Cross	316

1-s Wayne Peace QB Florida *
 2-s Bill Johnson RB Arkansas State *35
 3-s Tom Kilkenny LB Temple *65
 *NOTE: On June 5, the NFL held a supplemental draft for college seniors who had been eligible for the league's common draft a month earlier but had already signed a contract with a pro team in either the USFL or the CFL and thus were not selected by an NFL team in that common draft. In the supplemental draft, NFL teams obtained the rights to 84 of those players (76 USFL and eight CFL). The Bengals drafted three of them: QB Wayne Peace (had signed with the Tampa Bay Bandits of the USFL), RB Bill Johnson (Denver Gold, USFL) and LB Tom

1985 NFL DRAFT APRIL 30-MAY 1

RD.	PLAYER	POS.	COLLEGE	SEL. #
1a	Eddie Brown	WR	Miami (Fla.)	13
1b	Emanuel King	LB	Alabama	25
<i>(acquired from Seattle in trade on 6-29-83)</i>				
2	Carl Zander	LB	Tennessee	43
3	Sean Thomas	CB	Texas Christian	70
4	Anthony Tuggle	CB	Nicholls State	97
5a	Tony Degrale	NT	Texas	127
5b	Lee Davis	CB	Mississippi	129
<i>(acquired from New England in trade on 4-4-84)</i>				
6a	Eric Stokes	T	Northeastern	148
<i>(acquired from Tampa Bay in trade on 6-24-84)</i>				
6b	Keith Lester	TE	Murray State	154
7a	Kim Locklin	RB	New Mexico State	172
<i>(acquired from Atlanta in trade on 8-23-84)</i>				
7b	Joe Walter	T	Texas Tech.	181
8	Dave Strobel	LB	Iowa	211
9	Keith Cruise	DE	Northwestern	238
10	Bernard King	LB	Syracuse	265
11	Harold Stanfield	TE	Mississippi College	296
12	Louis Garza	T	New Mexico State	322

*NOTE: The Bengals had the No. 295 overall choice in Round 11 but passed, allowing New England to move from No. 296 to 295.

1986 NFL DRAFT APRIL 29-30

RD.	PLAYER	POS.	COLLEGE	SEL. #
1a	Joe Kelly	LB	Washington	11
1b	Tim McGee	WR	Tennessee	21
<i>(acquired from Denver in trade on 10-9-84)</i>				
2	Lewis Billups	CB	North Alabama	38
3a	Jim Skow	DE	Nebraska	58
<i>(acquired from Atlanta in trade on 4-2-86)</i>				
3b	Mike Hammerstein	DE	Michigan	65
3c	David Fulcher	S	Arizona State	78
<i>(acquired from Denver in trade on 10-9-84)</i>				
4a	Eric Kattus	TE	Michigan	91
4b	Doug Gaynor	QB	Cal State-Long Beach	99
<i>(acquired from Seattle in trade on 10-15-85)</i>				
5	Leon White	LB	Brigham Young	123
6	Gary Hunt	CB	Memphis State	152
7	Pat Franklin	RB	Southwest Texas State	177
8	David Douglas	T	Tennessee	204
9	Cary Whittingham	LB	Brigham Young	230
10	Jeff Shaw	NT	Salem College	262
11a	Tim Stone	T	Kansas State	289
11b	Tom Flaherty	LB	Northwestern	294
<i>(acquired from Green Bay in trade on 9-4-85)</i>				
12	Steve Bradley	QB	Indiana	316

1987 NFL DRAFT APRIL 28-29

RD.	PLAYER	POS.	COLLEGE	SEL. #
1	Jason Buck	DE	Brigham Young	17
2	Eric Thomas	CB	Tulane	49
3a	Leonard Bell	FS	Indiana	76
3b	Skip McClendon	DE	Arizona State	77
<i>(acquired from Seattle in trade on 8-27-86)</i>				
4	Jim Riggs	TE	Clemson	103
5a	Marc Logan	RB	Kentucky	130
5b	Greg Horne	P/K	Arkansas	139
<i>(acquired from Denver in trade on 10-9-84)</i>				
6	Sonny Gordon	FS	Ohio State	157
7	Chris Thatcher	G/C	Lafayette	188
8	Solomon Wilcott	CB	Colorado	215
9	Craig Raddatz	LB	Wisconsin	242
10	David McCluskey	RB	Georgia	269
11	Jim Warne	T	Arizona State	296
12	John Holifield	RB	West Virginia	328

1988 NFL DRAFT APRIL 24-25

RD.	PLAYER	POS.	COLLEGE	SEL. #
1	Rickey Dixon	CB	Oklahoma	5
2	Elbert "Ickey" Woods	RB	Nevada-Las Vegas	31
3	Kevin Walker	LB	Maryland	57
4	David Grant	NT	West Virginia	84
5	Herb Wester	T	Iowa	114
6	Paul Jetton	OL	Texas	141
7	Rich Romer	LB	Union (N.Y.)	168
8	Curtis Maxey	NT	Grambling	195
9	Brandy Wells	DB	Notre Dame	226
10	Ellis Dillahunt	DB	East Carolina	253
11	Paul Hickert	K	Murray State	280
12	Carl Parker	WR	Vanderbilt	307

1989 NFL DRAFT APRIL 23-24

RD.	PLAYER	POS.	COLLEGE	SEL. #
1	(sent to Atlanta in trade on 4-23-89)			27
2a	Eric Ball	RB	UCLA	35
<i>(acquired from Atlanta in trade on 4-23-89)</i>				
2b	Freddie Childress	G	Arkansas	55
3	Erik Wilhelm	QB	Oregon State	83
4a	Kerry Owens	LB	Arkansas	89
<i>(acquired from Atlanta in trade on 4-23-89)</i>				
4b	Rob Woods	T	Arizona	111
5	Natu Tualatagaloa	NT	California	138
6	Craig Taylor	RB	West Virginia	166
7	Kendal Smith	WR	Utah State	194
8	Chris Chenault	LB	Kentucky	222
9	Richard Stephens	T	Tulsa	250
10a	Cornell Holloway	CB	Pittsburgh	256
<i>(acquired from Atlanta in trade on 4-23-89)</i>				
10b	Bob Jean	QB	New Hampshire	278
11	Dana Wells	NT	Arizona	306
12	Scott Jones	T	Washington	334

1990 NFL DRAFT APRIL 22-23

RD.	PLAYER	POS.	COLLEGE	SEL. #
1	James Francis	LB	Baylor	12
2	Harold Green	RB	South Carolina	38
3	Bernard Clark	LB	Miami (Fla.)	65
4	Mike Brennan	T	Notre Dame	91
5	Lynn James	WR	Arizona State	122
6	Don Odegard	CB	Nevada-Las Vegas	150
7	Craig Ogletree	LB	Auburn	177
8	Doug Wellsandt	TE	Washington State	204
9	Mitchell Price	CB	Tulane	234
10	Eric Crigler	T	Murray State	261
11	Tim O'Connor	T	Virginia	288
12	Andre Riley	WR	Washington	314

1991 NFL DRAFT APRIL 21-22

RD.	PLAYER	POS.	COLLEGE	SEL. #
1	Alfred Williams	LB	Colorado	18
2	(sent to San Francisco in trade on 4-21-91)			45
2	Lamar Rogers	DE	Auburn	52
<i>(acquired from San Francisco in trade on 4-21-91)</i>				
3	Bob Dahl	DE	Notre Dame	72
4a	Donald Hollas	QB	Rice	99
4b	Rob Carpenter	WR	Syracuse	109
<i>(acquired from San Francisco in trade on 4-21-91)</i>				
5	Mike Arthur	C	Texas A&M	130
6	Richard Fain	CB	Florida	157
7	Fernandus Vinson	S	North Carolina State	184
8	Mike Dingle	RB	South Carolina	211
9	Shane Garrett	WR	Texas A&M	241
10	Jim Lavin	G/T	Georgia Tech	263
11	Chris Smith	TE	Brigham Young	295
12	Antoine Bennett	CB	Florida A&M	322

1992 NFL DRAFT APRIL 26-27

RD.	PLAYER	POS.	COLLEGE	SEL. #
1	(sent to Washington in trade on 4-26-92)			4
1a	David Klingler	QB	Houston	*6
<i>(acquired from Washington in trade on 4-26-92)</i>				
1b	Darryl Williams	S	Miami (Fla.)	*28
<i>(acquired from Washington in trade on 4-26-92)</i>				
2	Carl Pickens	WR	Tennessee	31
3	(sent to Washington in trade on 4-26-92)			58
3	Leonard Wheeler	CB	Troy State	84
<i>(acquired from Washington in trade on 4-26-92)</i>				
4	Ricardo McDonald	LB	Pittsburgh	88
5	Craig Thompson	TE	North Carolina A&T	115
6	Chris Burns	DE	Middle Tennessee State	142
7	Lance Olberding	T	Iowa	172
8	Roosevelt Nix	DE	Central State (Ohio)	199
9	Osteli Miles	RB	Houston	226
10	Horace Smith	CB	Oregon Tech.	256
11	John Earle	OL	Western Illinois	283
12	Eric Shaw	LB	Louisiana Tech.	310

1993 NFL DRAFT APRIL 25-26

RD.	PLAYER	POS.	COLLEGE	SEL. #
1	John Copeland	DE	Alabama	5
2	Tony McGee	TE	Michigan	37
3a	Steve Tovar	LB	Ohio State	59
<i>(acquired from N.Y. Jets in trade on 3-17-93)</i>				
3b	Ty Parten	DT	Arizona	63
4	Marcello Simmons	CB	Southern Methodist	90
5	Forey Duckett	CB	Nevada-Reno	117
6	Tom Scott	T	East Carolina	148
7	Lance Gunn	S	Texas	175
8	Doug Pelfrey	K	Kentucky	202

1994 NFL DRAFT APRIL 24-25

RD.	PLAYER	POS.	COLLEGE	SEL. #
1	Dan Wilkinson	DT	Ohio State	1
2	Darnay Scott	WR	San Diego State	30
3a	Jeff Cothran	FB	Ohio State	66
3b	Steve Shine	LB	Northwestern	*86
4	Corey Sawyer	CB	Florida State	104
5	Trent Pollard	T	Eastern Washington	132
6a	Kimo von Oelhoffen	DT	Boise State	162
6b	Jerry Reynolds	T	Nevada-Las Vegas	184
<i>(acquired from L.A. Raiders in trade on 7-16-93)</i>				
7	Ramondo Stallings	DE	San Diego State	195

*NOTE: The Bengals received one compensatory pick (No. 86).

1995 NFL DRAFT APRIL 22-23

RD.	PLAYER	POS.	COLLEGE	SEL. #
1	Ki-Jana Carter	RB	Penn State	1
<i>(acquired from Carolina in trade on 4-22-95)</i>				
1	(sent to Carolina in trade on 4-22-95)			5
2	(sent to Carolina in trade on 4-22-95)			36
3	Melvin Tulen	T	Syracuse	69
4	Sam Shade	S	Alabama	102
5	David Dunn	WR	Fresno State	139
6	Ryan Grigson	T	Purdue	175
7	John Walsh	QB	Brigham Young	213

1996 NFL DRAFT APRIL 20-21

RD.	PLAYER	POS.	COLLEGE	SEL. #
1	Willie Anderson	T	Auburn	10
2	Marco Battaglia	TE	Rutgers	39
3	Ken Blackman	G/T	Illinois	69
4	Jevon Langford	DE	Oklahoma State	108
5	Greg Myers	S	Colorado State	144
6	Tom Tully	LB	Pittsburgh	178
7	Rod Jones	G/T	Kansas	219

1997 NFL DRAFT APRIL 19-20

RD.	PLAYER	POS.	COLLEGE	SEL. #
1	Reinard Wilson	LB	Florida State	14
2	Corey Dillon	RB	Washington	43
3	Rod Payne	C	Michigan	76
4	Tremain Mack	S	Miami (Fla.)	111
5	Andre Purvis	NT	North Carolina	144
6	Canute Curtis	LB	West Virginia	176
7	William Carr	NT	Michigan	217

1998 NFL DRAFT APRIL 18-19

RD.	PLAYER	POS.	COLLEGE	SEL. #
1a	Takeo Spikes	LB	Auburn	13
1b	Brian Simmons	LB	North Carolina	17
<i>(acquired from Washington in trade on 2-26-98)</i>				
2	Artrell Hawkins	CB	Cincinnati	43
3a	Steve Foley	LB	Northeast Louisiana	75
3b	Mike Goff	G	Iowa	78
<i>(acquired from Washington in trade on 2-26-98)</i>				
4	Glen Steele	DL	Michigan	105
5	(sent to Indianapolis in trade on 3-26-98)			135
6	Jason Tucker	WR	Texas Christian	167
7a	Marcus Parker	FB	Virginia Tech	202
7b	Damian Vaughn	TE	Miami (Ohio)	222

*NOTE: The Bengals received one compensatory pick (No. 222).

1999 NFL DRAFT APRIL 17-18

RD.	PLAYER	POS.	COLLEGE	SEL. #
1	Akili Smith	QB	Oregon	3
2	Charles Fisher	CB	West Virginia	33
3	Cory Hall	S	Fresno State	65
4	Craig Yeast	WR	Kentucky	98
5	Nick Luchey	FB	Miami (Fla.)	135
6	Kelly Gregg	NT	Oklahoma	173
7a	Tony Coats	G	Washington	209
7b	Scott Covington	QB	Miami (Fla.)	245
7c	Donald Broomfield	DE	Clemson	249

*NOTE: The Bengals received two compensatory picks (Nos. 245 and 249).

2000 NFL DRAFT APRIL 15-16

RD.	PLAYER	POS.	COLLEGE	SEL. #
1	Peter Warrick	WR	Florida State	4
2	Mark Roman	CB	Louisiana State	34
3	Ron Dugans	WR	Florida State	66
4	Curtis Keaton	HB	James Madison	97
5	Robert Bean	CB	Mississippi State	133
6	Neil Rackers	K	Illinois	169
7	Brad St. Louis	TE-LS	Southwest Missouri State	210

2001 NFL DRAFT APRIL 21-22

RD.	PLAYER	POS.	COLLEGE	SEL. #
1	Justin Smith	DE	Missouri	4
2	Chad Johnson	WR	Oregon State	36
3	Sean Brewer	TE	San Jose State	66
4	Rudi Johnson	HB	Auburn	100
5	Victor Leyva	G	Arizona State	135
6	Riall Johnson	LB	Stanford	168
7	T.J. Houshmandzadeh	WR	Oregon State	204

2002 NFL DRAFT APRIL 20-21

RD.	PLAYER	POS.	COLLEGE	SEL. #
1	Levi Jones	OT	Arizona State	10
2	Lamont Thompson	FS	Washington State	41
3	Matt Schobel	TE	Texas Christian	67
<i>(acquired from Carolina in trade on 4-20-02)</i>				
3	<i>(sent to Carolina in trade on 4-20-02)</i>			73
4	Travis Dorsch	K/P	Purdue	109
5	<i>(sent to Carolina in trade on 4-20-02)</i>			145
6	Marquand Manuel	FS	Florida	181
7	Joey Evans	DE	North Carolina	219

2003 NFL DRAFT APRIL 26-27

RD.	PLAYER	POS.	COLLEGE	SEL. #
1	Carson Palmer	QB	Southern California	1
2	Eric Steinbach	G	Iowa	33
3	Kelley Washington	WR	Tennessee	65
4a	Dennis Weathersby	CB	Oregon State	98
4b	Jeremi Johnson	FB	Western Kentucky	118
<i>(acquired from New Orleans in trade on 8-31-02)</i>				
5	Khalid Abdullah	OLB	Mars Hill	136
6	Langston Moore	DT	South Carolina	174
7a	Scott Kooistra	OT	North Carolina State	215
7b	Elton Patterson	DE	Central Florida	259

*NOTE: The Bengals received one compensatory pick (No. 259).

2004 NFL DRAFT APRIL 24-25

RD.	PLAYER	POS.	COLLEGE	SEL. #
1	(sent to Denver in trade on 4-9-20)			17
1	(acquired from Denver in trade on 4-9-04, then sent to St. Louis in trade on 4-24-04)			24
1	Chris Perry	HB	Michigan	26
<i>(acquired from St. Louis in trade on 4-24-04)</i>				
2a	Keiwan Ratliff	CB	Florida	49
2b	Madieu Williams	FS	Maryland	56
<i>(acquired from New England in trade on 4-19-04)</i>				
3a	Caleb Miller	MLB	Arkansas	80
3b	Landon Johnson	OLB	Purdue	96
4a	Matthias Askew	DT	Michigan State	114
4b	Robert Geathers	DE	Georgia	117
<i>(acquired from Denver in trade on 4-9-04)</i>				
4c	Stacy Andrews	OT	Mississippi	123
<i>(acquired from St. Louis in trade on 4-24-04)</i>				
5	Maurice Mann	WR	Nevada	149
6	Greg Brooks	CB	Southern Mississippi	183
7	Casey Bramlet	QB	Wyoming	218

*NOTE: The Bengals received one compensatory pick (No. 96).

2005 NFL DRAFT APRIL 23-24

RD.	PLAYER	POS.	COLLEGE	SEL. #
1	David Pollack	LB	Georgia	17
2	Odell Thurman	LB	Georgia	48
3	Chris Henry	WR	West Virginia	83
4	Eric Ghiaciuc	C	Central Michigan	119
5	Adam Kieft	OT	Central Michigan	153
6	Tab Perry	WR	UCLA	190
7	Jonathan Fanene	DE	Utah	233

2006 NFL DRAFT APRIL 29-30

RD.	PLAYER	POS.	COLLEGE	SEL. #
1	Johnathan Joseph	CB	South Carolina	24
2	Andrew Whitworth	OL	Louisiana State	55
3	Frostee Rucker	DE	Southern California	91
4	Domata Peko	DT	Michigan State	123
5	A.J. Nicholson	LB	Florida State	157
6	Reggie McNeal	WR	Texas A&M	193
7a	Ethan Kilmer	S	Penn State	209
7b	Bennie Brazell	WR	Louisiana State	231
3-5	Ahmad Brooks	LB	Virginia	*

*NOTE: The Bengals received the No. 209 overall pick from Houston as compensation for the Texans signing restricted free agent WR Kevin Walter (Bengals did not exercise right of first refusal for Texans offer sheet signed on 3-18-06). The Bengals selected LB Ahmad Brooks in the third round of the 2006 NFL Supplemental Draft, thus surrendering their '07 third-round pick in the common draft.

2007 NFL DRAFT APRIL 28-29

RD.	PLAYER	POS.	COLLEGE	SEL. #
1	Leon Hall	CB	Michigan	18
2	Kenny Irons	HB	Auburn	49
3	(exercised this selection in the 2006 supplemental draft)			
4	Marvin White	S	Texas Christian	114
5	Jeff Rowe	QB	Nevada	151
6	Matt Toeaina	DT	Oregon	187
7a	Dan Santucci	C	Notre Dame	230
7b	Chinedum Ndukwe	S	Notre Dame	253

*NOTE: The Bengals received one compensatory pick (No. 253).

2008 NFL DRAFT APRIL 26-27

RD.	PLAYER	POS.	COLLEGE	SEL. #
1	Keith Rivers	LB	Southern California	9
2	Jerome Simpson	WR	Coastal Carolina	46
3a	Pat Sims	DT	Auburn	77
3b	Andre Caldwell	WR	Florida	97
4	Anthony Collins	OT	Kansas	112
5	Jason Shirley	DT	Fresno State	145
6a	Corey Lynch	S	Appalachian State	177
6b	Matt Sherry	TE	Villanova	207
7	(sent to St. Louis in trade on 9-1-07)			217
7a	Angelo Craig	DE	Cincinnati	244
7b	Mario Urrutia	WR	Louisville	246

*NOTE: The Bengals received four compensatory picks (Nos. 97, 207, 244 and 246).

2009 NFL DRAFT APRIL 25-26

RD.	PLAYER	POS.	COLLEGE	SEL. #
1	Andre Smith	OT	Alabama	6
2	Rey Maualuga	LB	Southern California	38
3a	Michael Johnson	DE	Georgia Tech	70
3b	Chase Coffman	TE	Missouri	98
4	Jonathan Luigs	C	Arkansas	106
5	Kevin Huber	P	Cincinnati	142
6a	Morgan Trent	CB	Michigan	179
6b	Bernard Scott	HB	Ablene Christian	209
7a	Fui Vakapuna	FB	Brigham Young	215
7b	Clinton McDonald	DT	Memphis	249
7c	Freddie Brown	WR	Utah	252

*NOTE: The Bengals received four compensatory picks (Nos. 98, 209, 249 and 252).

2010 NFL DRAFT APRIL 22-24

RD.	PLAYER	POS.	COLLEGE	SEL. #
1	Jermaine Gresham	TE	Oklahoma	21
2	Carlos Dunlap	DE	Florida	54
3a	Jordan Shipley	WR	Texas	84
3b	Brandon Ghee	CB	Wake Forest	96
4a	Geno Atkins	DT	Georgia	120
4b	Rodrick Muckelroy	LB	Texas	131
5	Otis Hudson	G	Eastern Illinois	152
6	Dezmon Briscoe	WR	Kansas	191
7	Reggie Stephens	C	Iowa State	228

*NOTE: The Bengals received two compensatory picks (Nos. 96 and 131).

2011 NFL DRAFT APRIL 28-30

RD.	PLAYER	POS.	COLLEGE	SEL. #
1	A.J. Green	WR	Georgia	4
2	Andy Dalton	QB	Texas Christian	35
3	Donlay Moch	LB	Nevada	66
4	Clint Boling	G	Georgia	101
5	Robert Sands	S	West Virginia	134
6	Ryan Whalen	WR	Stanford	167
7a	Korey Lindsey	CB	Southern Illinois	207
7b	Jay Finley	HB	Baylor	246

*NOTE: The Bengals received one compensatory pick (No. 246).

2012 NFL DRAFT APRIL 26-28

RD.	PLAYER	POS.	COLLEGE	SEL. #
1a	Dre Kirkpatrick	CB	Alabama	17
<i>(acquired from Oakland in trade on 10-18-11)</i>				
1	(sent to New England in trade on 4-26-12)			21
1b	Kevin Zeitler	G	Wisconsin	27
<i>(acquired from New England in trade on 4-26-12)</i>				
2	Devon Still	DT	Penn State	53
3a	Mohamed Sanu	WR	Rutgers	83
3b	Brandon Thompson	DT	Clemson	93
<i>(acquired from New England in trade on 4-26-12)</i>				
4	Orson Charles	TE	Georgia	116
5a	Shaun Prater	CB	Iowa	156
5b	Marvin Jones	WR	California	166
<i>(acquired from New England in trade on 7-29-11)</i>				
5c	George Iloka	S	Boise State	167
<i>(acquired from N.Y. Giants in trade on 4-12-12)</i>				
6	Dan Herron	HB	Ohio State	191
7	(sent to Jacksonville in trade on 9-4-10)			228

2013 NFL DRAFT APRIL 25-27

RD.	PLAYER	POS.	COLLEGE	SEL. #
1	Tyler Eifert	TE	Notre Dame	21
2a	Giovani Bernard	HB	North Carolina	37
<i>(acquired from Oakland in trade on 10-18-11)</i>				
2b	Margus Hunt	DE	Southern Methodist	53
3	Shawn Williams	S	Georgia	84
4	Sean Porter	LB	Texas A&M	118
5	Tanner Hawkinson	G	Kansas	156
6a	Rex Burkhead	HB	Nebraska	190
6b	Cobi Hamilton	WR	Arkansas	197
<i>(acquired from New England in trade on 7-29-11)</i>				
7	(sent to San Francisco in trade on 8-23-11)			227
7a	Reid Fragel	OT	Ohio State	240
7b	T.J. Johnson	C	South Carolina	251

*NOTE: The Bengals received two compensatory picks (Nos. 240 and 251).

2014 NFL DRAFT MAY 8-10

RD.	PLAYER	POS.	COLLEGE	SEL. #
1	Darqueze Dennard	CB	Michigan State	24
2	Jeremy Hill	HB	Louisiana State	55
3	Will Clarke	DE	West Virginia	88
4	Russell Bodine	C	North Carolina	111
<i>(acquired from Seattle in trade on 5-10-14)</i>				
4	(sent to Seattle in trade on 5-10-14)			123
5	AJ McCarron	QB	Alabama	164
6	(sent to Seattle in trade on 5-10-14)			199
6	Marquis Flowers	LB	Arizona	212
7a	James Wright	WR	Louisiana State	239
7b	Lavelle Westbrook	CB	Georgia Southern	252

*NOTE: The Bengals received two compensatory picks (Nos. 212 and 252).

2015 NFL DRAFT APRIL 30-MAY 2

RD.	PLAYER	POS.	COLLEGE	SEL. #
1	Cedric Ogbuehi	OT	Texas A&M	21
2	Jake Fisher	OT	Oregon	53
3a	Tyler Kroft	TE	Rutgers	85
3b	P.J. Dawson	LB	Texas Christian	99
4a	Josh Shaw	CB	Southern California	120
4b	Marcus Hardison	DT	Arizona State	135
5	C.J. Uzomah	TE	Auburn	157
6	Derron Smith	S	Fresno State	197
7	Mario Alford	WR	West Virginia	238

*NOTE: The Bengals received two compensatory picks (Nos. 99 and 135).

2016 NFL DRAFT APRIL 28-30

RD.	PLAYER	POS.	COLLEGE	SEL. #
1	William Jackson III	CB	Houston	24
2	Tyler Boyd	WR	Pittsburgh	55
3	Nick Vigil	LB	Utah State	87
4	Andrew Billings	DT	Baylor	122
5	Christian Westerman	G	Arizona State	161
6	Cody Core	WR	Mississippi	199
7	Clayton Fejedelem	S	Illinois	245

2017 NFL DRAFT APRIL 27-29

RD.	PLAYER	POS.	COLLEGE	SEL. #
1	John Ross III	WR	Washington	9
2	(sent to Minnesota in trade on 4-28-17)			41
2	Joe Mixon	RB	Oklahoma	48
<i>(acquired from Minnesota in trade on 4-28-17)</i>				
3	Jordan Willis	DE	Kansas State	73
4a	Carl Lawson	LB	Auburn	116
4b	Josh Malone	WR	Tennessee	128
<i>(acquired from Minnesota in trade on 4-28-17)</i>				
4c	Ryan Glasgow	DT	Michigan	138
5a	Jake Elliott	K	Memphis	153
5b	J.J. Dielman	C	Utah	176
6a	Jordan Evans	LB	Oklahoma	193
6b	Brandon Wilson	S	Houston	207
<i>(acquired from Tennessee in trade on 4-29-17)</i>				
6	(sent to Tennessee in trade on 4-29-17)			217
7	(sent to Tennessee in trade on 4-29-17)			227
7	Mason Schreck	TE	Buffalo	251

*NOTE: The Bengals received four compensatory picks (Nos. 138, 176, 217 and 251).

2018 NFL DRAFT APRIL 26-28

RD.	PLAYER	POS.	COLLEGE	SEL. #
1	(sent to Buffalo in trade on 3-14-18)			12
1	Billy Price	C	Ohio State	21
<i>(acquired from Buffalo in trade on 3-14-18)</i>				
2	(sent to Kansas City in trade on 4-27-18)			46
2	Jessie Bates III	S	Wake Forest	54
<i>(acquired from Kansas City in trade on 4-27-18)</i>				
3a	Sam Hubbard	DE	Ohio State	77
3b	Malik Jefferson	LB	Texas	78
<i>(acquired from Kansas City in trade on 4-27-18)</i>				
3	(sent to Kansas City in trade on 4-27-18)			100
4	Mark Walton	RB	Miami	112
5a	Davontae Harris	CB	Illinois State	151
5b	Andrew Brown	DT	Virginia	158
<i>(acquired from Buffalo in trade on 3-14-18)</i>				
5c	Darius Phillips	CB	Western Michigan	170
6	(sent to Buffalo in trade on 3-14-18)			187
7	(sent to Jacksonville in trade on 4-11-17)			230
7a	Logan Woodside	QB	Toledo	249
<i>(acquired from New England in trade on 8-29-17)</i>				
7b	Rod Taylor	G/OT	Mississippi	252
7c	Auden Tate	WR	Florida State	253

*NOTE: The Bengals received four compensatory picks (Nos. 100, 170, 252 and 253).

2019 NFL DRAFT APRIL 25-27

RD.	PLAYER	POS.	COLLEGE	SEL. #
1	Jonah Williams	OT	Alabama	11
2	(sent to Denver in trade on 4-26-19)			42
2	Drew Sample	TE	Washington	52
	(acquired from Denver in trade on 4-26-19)			
3	Germaine Pratt	LB	North Carolina State	72
4a	Ryan Finley	QB	North Carolina State	104
	(acquired from San Francisco in trade on 4-27-19)			
4	(sent to San Francisco in trade on 4-27-19)			110
4b	Renell Wren	DT	Arizona State	125
	(acquired from Denver in trade on 4-26-19)			
4c	Michael Jordan	G/C	Ohio State	136
	(acquired from Dallas in trade on 4-27-19)			
5	(sent to Dallas in trade on 4-27-19)			149
6a	Trayveon Williams	RB	Texas A&M	182
	(acquired from Denver in trade on 4-26-19)			
6	(sent to San Francisco in trade on 4-27-19)			183
6	(acquired from Dallas in trade on 9-2-17; then later sent to San Francisco in trade on 4-27-19)			198
6b	Deshaun Davis	LB	Auburn	210
6c	Rodney Anderson	RB	Oklahoma	211
6	(sent to Dallas in trade on 4-27-19)			213
7	Jordan Brown	CB	South Dakota State	223

2020 NFL DRAFT APRIL 23-25

RD.	PLAYER	POS.	COLLEGE	SEL. #
1	Joe Burrow	QB	Louisiana State	1
2	Tee Higgins	WR	Clemson	33
3	Logan Wilson	LB	Wyoming	65
4	Akeem Davis-Gaither	LB	Appalachian State	107
5	Khalid Kareem	DE	Notre Dame	147
6	Hakeem Adeniji	OT/G	Kansas	180
7	Markus Bailey	LB	Purdue	215

2021 NFL DRAFT APRIL 29-MAY 1

RD.	PLAYER	POS.	COLLEGE	SEL. #
1	Ja'Marr Chase	WR	Louisiana State	5
2	(sent to New England in trade on 4-30-21)			38
2	Jackson Carman	G	Clemson	46
	(acquired from New England in trade on 4-30-21)			
3	Joseph Ossai	DE	Texas	69
4a	Cam Sample	DE	Tulane	111
4b	Tyler Shelvin	DT	Louisiana State	122
	(acquired from New England in trade on 4-30-21)			
4c	D'Ante Smith	OT	East Carolina	139
	(acquired from New England in trade on 4-30-21)			
5	Evan McPherson	K	Florida	149
6a	Trey Hill	C/G	Georgia	190
6b	Chris Evans	HB	Michigan	202
	(acquired from Houston in trade on 3-19-21)			
7	(sent to Houston in trade on 3-19-21)			233
7	Wyatt Hubert	DE	Kansas State	235
	(acquired from Seattle in trade on 10-28-20)			

PLAYER HISTORY — ALUMNI LIST

COLLEGE	PLAYERS	COLLEGE	PLAYERS	COLLEGE	PLAYERS	COLLEGE	PLAYERS
Abilene Christian	3	Cincinnati	17	Illinois State	2	Miles College	1
Alabama	19	Clemson	8	Indiana	9	Millikin	1
Alabama A&M	1	Coastal Carolina	1	Iowa	10	Minnesota	5
Albany State (Ga.)	1	Colorado	11	Iowa State	4	Mississippi	7
Alcorn State (Alcorn A&M)	1	Colorado State	3	Jackson State	2	Mississippi State	6
Appalachian State	3	Dartmouth	1	Jacksonville State	1	Mississippi Valley State	3
Arizona	6	Davidson	1	James Madison	1	Missouri	3
Arizona State	18	Dayton	1	Johnson C. Smith	1	Montana	2
Arkansas	10	Duke	3	Kansas	10	Montana State	1
Arkansas A&M	2	Earlham College	1	Kansas State	9	Morehead State	3
Arkansas State	3	East Carolina	3	Kent State	3	Morgan State	1
Auburn	18	East Tennessee State	1	Kentucky	7	Morris Brown	1
Augustana (Ill.)	1	Eastern Illinois	2	Lamar	1	Nebraska	15
Augustana (S.D.)	2	Eastern Kentucky	2	Lane College	1	Nevada-Las Vegas	2
Bail State	5	Eastern Michigan	3	Langston	1	Nevada	4
Baylor	4	Eastern Washington	2	Lehigh	2	New Mexico	1
Bethune-Cookman	2	Evansville	1	Liberty	1	New Mexico State	2
Boise State	4	Ferris State	1	Lincoln	2	New York Tech	1
Boston College	7	Findlay	2	Lindenwood	1	North Alabama	2
Boston University	2	Fisk	1	Los Angeles State	2	North Carolina	11
Bowling Green	3	Florida	19	Louisiana-Lafayette	2	North Carolina A&T	5
Brigham Young	9	Florida A&M	3	Louisiana State	16	North Carolina Central	1
Buffalo	2	Florida State	10	Louisiana Tech	3	North Carolina State	9
California	7	Fresno State	11	Louisville	10	North Dakota	1
California, Davis	1	Frostburg State	2	Maine	2	North Dakota State	1
Cal State-Fullerton	2	Furman	2	Mankato State	1	Northeast Louisiana	2
Cal State-Long Beach	2	Gardner-Webb	1	Mars Hill	1	Northeast Missouri State	1
Cal State-Sacramento	1	Georgia	15	Marshall	5	Northeastern	1
Cameron	1	Georgia State	1	Maryland	9	Northern Illinois	2
Carroll College	1	Georgia Tech	3	Massachusetts	3	Northern Iowa	1
Carson-Newman	1	Grambling	6	McGill (Canada)	1	Northern Michigan	1
Catawba	1	Grand Valley State	1	McMurry	1	Northwestern	2
Central Connecticut State	1	Hampton (Va.)	2	McNeese State	2	Northwestern Oklahoma	1
Central Florida	3	Harvard	4	Memphis	4	Northwestern State (La.)	3
Central Michigan	7	Hawaii	3	Miami (Fla.)	15	Notre Dame	17
Central State (Ohio)	1	Holy Cross	2	Miami (Ohio)	10	Ohio State	35
Central State (Okla.)	1	Houston	10	Michigan	18	Ohio	2
Central Washington	1	Howard	1	Michigan State	13	Ohio Wesleyan	1
Chico State	1	Howard Payne	1	Michigan Tech	1	Oklahoma	13
		Idaho	2	Middle Tennessee State	1	Oklahoma State	5
		Illinois	10				

NONE: 2.

RECORD: 3-11-0

1969 STATISTICS

RECORD: 4-9-1

HEAD COACH: PAUL BROWN

DATE	W-L	SCORE	OPPONENT	ATTENDANCE
9-14-69	W	27-21	MIAMI	25,335
9-21-69	W	34-20	SAN DIEGO	26,243
9-28-69	W	24-19	KANSAS CITY	27,812
10-4-69	L	14-21	at San Diego	52,748
10-12-69	L	7-21	N.Y. JETS	27,927
10-19-69	L	23-30	DENVER	27,920
10-26-69	L	22-42	at Kansas City	50,934
11-2-69	W	31-17	OAKLAND	27,927
11-9-69	T	31-31	at Houston	45,298
11-16-69	L	14-25	BOSTON	25,913
11-23-69	L	7-40	at N.Y. Jets	62,128
11-30-69	L	13-16	at Buffalo	35,122
12-7-69	L	17-37	at Oakland	54,427
12-14-69	L	16-27	at Denver	42,198

TEAM STATISTICS	BENGALS	OPPONENTS
TOTAL FIRST DOWNS	172	278
Rushing	66	135
Passing	95	130
Penalty	11	13
3rd Down: Made-Att.	—	—
3rd Down Pct.	—	—
4th Down: Made-Att.	—	—
4th Down Pct.	—	—
POSSESSION AVG.	(NA)	(NA)
TOTAL NET YARDS	3868	5337
Avg. Per Game	276.3	381.2
Total Plays	728	935
Avg. Per Play	5.3	5.7
NET YARDS RUSHING	1523	2651
Avg. Per Game	108.8	189.4
Total Rushes	363	523
NET YARDS PASSING	2345	2686
Avg. Per Game	167.5	191.9
Sacked-Yards Lost	57-375	16-180
Gross Yards	2720	2866
Att.-Completions	308-163	396-205
Completion Pct.	52.9	51.8
Had Intercepted	15	21
PUNTS-AVG.	85-38.8	55-41.4
Net Punting Avg.	—	—
PENALTIES-YARDS	50-556	72-824
FUMBLES-BALLS LOST	30-25	19-16
TOUCHDOWNS	33	42
Rushing	10	13
Passing	22	24
Returns	1	5

SCORE BY PERIODS	1	2	3	4	OT	PTS
BENGALS	48	92	72	68	(NA)	280
OPPONENTS	78	130	68	91	(NA)	367

SCORING	TD	TD-R	TD-P	TD-K	PAT	FG	S	PTS
Horst Muhlmann	0	0	0	0	32-33	16-24	0	80
Bob Trumpy	9	0	9	0	—	—	0	54
Eric Crabtree	7	0	7	0	—	—	0	42
Paul Robinson	4	4	0	0	—	—	0	24
Speedy Thomas	4	1	3	0	—	—	0	24
Jess Phillips	3	3	0	0	—	—	0	18
Chip Myers	2	0	2	0	—	—	0	12
Greg Cook	1	1	0	0	—	—	0	6
Bruce Coslet	1	0	1	0	—	—	0	6
Harry Gunner	1	0	0	1	—	—	0	6
Sam Wyche	1	1	0	0	—	—	0	6
(team)	—	—	—	—	—	—	1	2
BENGALS	33	10	22	1	32-33	16-24	1	280
OPPONENTS	42	13	24	5	41-42	24-46	1	367

Two-point conversions: None. BENGALS 0-0, OPPONENTS 0-0.

RUSHING	ATT	YDS	AVG	LG	TD
Jess Phillips	118	578	4.9	83	3
Paul Robinson	160	489	3.1	24	4
Greg Cook	25	148	5.9	30	1
Sam Wyche	12	107	8.9	22	1
Clem Turner	23	105	4.6	34	0
Essex Johnson	15	54	3.6	13	0
Dale Livingston	1	18	18.0	18	0
Speedy Thomas	4	16	4.0	16t	1
Ron Lamb	5	8	1.6	7	0
BENGALS	363	1523	4.2	83	10
OPPONENTS	523	2651	5.1	80t	13

RECEIVING	REC	YDS	AVG	LG	TD
Eric Crabtree	40	855	21.4	73t	7
Bob Trumpy	37	835	22.6	80t	9
Speedy Thomas	33	481	14.6	62	3
Paul Robinson	20	104	5.2	25	0
Jess Phillips	13	128	9.8	31	0
Chip Myers	10	205	20.5	50	2
Clem Turner	5	14	2.8	8	0
Ken Riley	2	15	7.5	17	0
Tommie Smith	1	41	41.0	41	0
Bruce Coslet	1	39	39.0	39t	1
Essex Johnson	1	3	3.0	3	0
BENGALS	163	2720	16.7	80t	22
OPPONENTS	205	2866	14.0	71	24

INTERCEPTIONS	NO	YDS	AVG	LG	TD
Fletcher Smith	4	67	16.8	29	0
Bobby Hunt	4	66	16.5	27	0
Ken Riley	4	66	16.5	66	0
Bill Peterson	4	23	5.8	17	0
Bill Bergey	2	62	31.0	58	0
Harry Gunner	1	70	70.0	70t	1
Al Beauchamp	1	8	8.0	8	0
John Guillory	1	0	0.0	0	0
BENGALS	21	362	17.2	70t	1
OPPONENTS	15	239	16.0	53	0

PUNTING	NO	YDS	AVG	NET	TB	IN-20	LG	BLK.
Dale Livingston	70	2769	39.6	—	5	—	55	1
Terry Swanson	12	459	38.3	—	1	—	55	0
Horst Muhlmann	2	38	19.0	—	0	—	38	1
Ron Lamb	1	29	29.0	—	0	—	29	0
BENGALS	85	3295	38.8	—	6	—	55	2
OPPONENTS	55	2275	41.4	—	—	—	57	—

PUNT RETURNS	NO	FC	YDS	AVG	LG	TD
Essex Johnson	17	6	85	5.0	17	0
Speedy Thomas	4	3	15	3.8	12	0
Al Coleman	1	0	0	0.0	0	0
John Guillory	1	0	0	0.0	0	0
Charlie King	0	0	35	—	35	0
Jack Gehrke	0	1	0	—	0	0
BENGALS	23	10	135	5.9	35	0
OPPONENTS	39	—	297	7.6	—	0

*Lateral.

KICKOFF RETURNS	NO	YDS	AVG	LG	TD
Essex Johnson	16	362	22.6	51	0
Ken Riley	14	334	23.9	40	0
John Guillory	8	170	21.3	28	0
Paul Robinson	5	168	33.6	74	0
Ron Lamb	5	64	12.8	19	0
Jess Phillips	3	52	17.3	29	0
Clem Turner	3	15	5.0	13	0
Harry Gunner	1	0	0.0	0	0
BENGALS	55	1165	21.2	74	0
OPPONENTS	39	1065	27.3	105t	1

FIELD GOALS	1-19	20-29	30-39	40-49	50+
Horst Muhlmann	6-6	5-5	3-4	1-3	1-6
BENGALS	6-6	5-5	3-4	1-3	1-6

Horst Muhlmann: (21G, 21G), (17G, 59B, 50N, 23G), (38G), (50B), (51N, 47N), (10G), (35G, 27G), (16G, 37N), (18G), (55N), (—), (16G, 45N, 26G), (50G), (30G, 14G, 43G).

PASSING	ATT	CMP	YDS	CMP%	YDS/ATT	TD	TD%	INT	INT%	LG	SKD-YDS	RAT
Greg Cook	197	106	1854	53.8	9.41	15	7.6	11	5.6	78t	29-195	88.3
Sam Wyche	108	54	838	50.0	7.76	7	6.5	4	3.7	80t	28-180	82.3
Dale Livingston	2	2	15	100.0	7.50	0	0.0	0	0.0	17	0-0	97.9
Jack Gehrke	1	1	13	100.0	13.00	0	0.0	0	0.0	13	0-0	118.8
BENGALS	308	163	2720	52.9	8.83	22	7.1	15	4.9	80t	57-375	86.5
OPPONENTS	396	205	2866	51.8	7.24	24	6.1	21	5.3	71	16-180	73.5

USUAL STARTERS

OFFENSE	DEFENSE
WR Eric Crabtree	LDE Royce Berry
LOT Ernie Wright	LDT Andy Rice
LG Ernie Park	RDT Bill Staley
C Bob Johnson	RDE Steve Chomyszak
RG Pat Matson,	LLB Al Beauchamp
Guy Dennis	MLB Bill Bergey
ROT Howard Fest	RLB Bill Peterson
TE Bob Trumpy	LCB Fletcher Smith
WR Speedy Thomas	RCB Ken Riley
QB Greg Cook	LS Al Coleman
RB Paul Robinson	RS Bobby Hunt
RB Jess Phillips	

DEFENSE	ST	AT	TT	SKS-YDS	INT-YDS	PD	FF	FR-YDS
(NA**)	—	—	—	—	—	—	—	—

* NOTE: Time of possession was not recorded until 1977.

** NOTE: Overtime was not employed for regular-season games in the AFL.

*** NOTE: Regular-season defensive statistics were not kept regularly until 1976.

1970 STATISTICS

RECORD: 8-6-0

HEAD COACH: PAUL BROWN

(BENGALS WON AFC CENTRAL DIVISION; SEE POSTSEASON PORTION OF TEAM HISTORY SECTION FOR POSTSEASON STATS)

DATE	W-L	SCORE	OPPONENT	ATTENDANCE
9-20-70	W	31-21	OAKLAND	56,616
9-27-70	L	3-38	at Detroit	58,202
10-4-70	L	13-20	HOUSTON	55,094
10-11-70	L	27-30	at Cleveland	83,520
10-18-70	L	19-27	KANSAS CITY	57,265
10-25-70	L	0-20	at Washington	50,415
11-2-70	L	10-21	at Pittsburgh	38,968
11-8-70	W	43-14	at Buffalo	43,587
11-15-70	W	14-10	CLEVELAND	60,007
11-22-70	W	34-7	PITTSBURGH	59,276
11-29-70	W	26-6	NEW ORLEANS	59,342
12-6-70	W	17-14	at San Diego	41,461
12-13-70	W	30-20	at Houston	34,435
12-20-70	W	45-7	BOSTON	60,157

TEAM STATISTICS	BENGALS	OPPONENTS
TOTAL FIRST DOWNS.....	210	236
Rushing.....	100	87
Passing.....	97	131
Penalty.....	13	18
3rd Down: Made-Att.....	—	—
3rd Down Pct.....	—	—
4th Down: Made-Att.....	—	—
4th Down Pct.....	—	—
POSSESSION AVG.....	(*NA)	(*NA)
TOTAL NET YARDS.....	3927	4178
Avg. Per Game.....	280.5	298.4
Total Plays.....	831	874
Avg. Per Play.....	4.7	4.8
NET YARDS RUSHING.....	2057	1543
Avg. Per Game.....	146.9	110.2
Total Rushes.....	461	418
NET YARDS PASSING.....	1870	2635
Avg. Per Game.....	133.6	188.2
Sacked-Yards Lost.....	31-227	28-250
Gross Yards.....	2097	2885
Att.-Completions.....	339-172	428-209
Completion Pct.....	50.7	48.8
Had Intercepted.....	11	23
PUNTS-AVG.....	79-46.2	80-43.8
Net Punting Avg.....	—	—
PENALTIES-YARDS.....	71-831	81-784
FUMBLES-BALLS LOST.....	22-12	28-16
TOUCHDOWNS.....	34	31
Rushing.....	16	11
Passing.....	12	18
Returns.....	6	2

SCORE BY PERIODS	1	2	3	4	OT	PTS
BENGALS.....	56	111	85	60	(*NA)	312
OPPONENTS.....	49	82	52	72	(*NA)	255

SCORING	TD	TD-R	TD-P	TD-Rt	PAT	FG	S	PTS
Horst Muhlmann.....	0	0	0	0	33-33	25-37	0	108
Paul Robinson.....	7	6	1	0	—	—	0	42
Jess Phillips.....	5	4	1	0	—	—	0	30
Essex Johnson.....	4	2	2	0	—	—	0	24
Lemar Parrish.....	3	0	0	3	—	—	0	18
Royce Berry.....	2	0	0	2	—	—	0	12
Virgil Carter.....	2	2	0	0	—	—	0	12
Eric Crabtree.....	2	0	2	0	—	—	0	12
Speedy Thomas.....	2	0	2	0	—	—	0	12
Bob Trumpy.....	2	0	2	0	—	—	0	12
Sam Wyche.....	2	2	0	0	—	—	0	12
Al Beauchamp.....	1	0	0	1	—	—	0	6
Bruce Coslet.....	1	0	1	0	—	—	0	6
Chip Myers.....	1	0	1	0	—	—	0	6
BENGALS.....	34	16	12	6	33-34	25-37	0	312
OPPONENTS.....	31	11	18	2	31-31	12-24	1	255

Two-point conversions: (NA***).

PASSING	ATT	CMP	YDS	CMP%	YDS/ATT	TD	TD%	INT	INT%	LG	SKD-YDS	RAT
Virgil Carter.....	278	143	1647	51.4	5.92	9	3.2	9	3.2	56t	21-154	66.9
Sam Wyche.....	57	26	411	45.6	7.21	3	5.3	2	3.5	51t	10-73	73.1
Dave Lewis.....	4	3	39	75.0	9.75	0	0.0	0	0.0	18	0-0	105.2
BENGALS.....	339	172	2097	50.7	6.19	12	3.5	11	3.2	56t	31-227	68.4
OPPONENTS.....	428	209	2885	48.8	6.74	18	4.2	23	5.4	87t	28-250	62.5

RUSHING	ATT	YDS	AVG	LG	TD
Jess Phillips.....	163	648	4.0	76t	4
Paul Robinson.....	149	622	4.2	26t	6
Essex Johnson.....	65	273	4.2	26	2
Virgil Carter.....	34	246	7.2	73	2
Sam Wyche.....	19	118	6.2	23	2
Doug Dressler.....	18	77	4.3	17	0
Ron Lamb.....	6	35	5.8	16	0
Eric Crabtree.....	3	23	7.7	16	0
Dave Lewis.....	2	8	4.0	7	0
Speedy Thomas.....	2	7	3.5	13	0
BENGALS.....	461	2057	4.5	76t	16
OPPONENTS.....	418	1543	3.7	36	11

RECEIVING	REC	YDS	AVG	LG	TD
Chip Myers.....	32	542	16.9	56t	1
Jess Phillips.....	31	124	4.0	17	1
Bob Trumpy.....	29	480	16.6	53t	2
Speedy Thomas.....	21	257	12.2	27	2
Eric Crabtree.....	19	231	12.2	29	2
Paul Robinson.....	17	175	10.3	27	1
Essex Johnson.....	15	190	12.7	51t	2
Bruce Coslet.....	8	98	12.3	24	1
BENGALS.....	172	2097	12.2	56t	12
OPPONENTS.....	209	2885	13.8	87t	18

INTERCEPTIONS	NO	YDS	AVG	LG	TD
Lemar Parrish.....	5	28	5.6	19	0
Ken Riley.....	4	17	4.3	14	0
Ken Dyer.....	3	45	15.0	22	0
Bill Bergey.....	3	35	11.7	26	0
Kenny Graham.....	3	31	10.3	31	0
Fletcher Smith.....	3	17	5.7	17	0
Ken Avery.....	1	5	5.0	5	0
Al Beauchamp.....	1	2	2.0	2	0
BENGALS.....	23	180	7.8	31	0
OPPONENTS.....	11	150	13.6	37	0

PUNTING	NO	YDS	AVG	NET	TB	IN-20	LG	BLK.
Dave Lewis.....	79	3651	46.2	—	9	—	63	0
BENGALS.....	79	3651	46.2	—	9	—	63	0
OPPONENTS.....	80	3505	43.8	—	—	—	61	—

PUNT RETURNS	NO	FC	YDS	AVG	LG	TD
Lemar Parrish.....	23	15	194	8.4	79t	1
Essex Johnson.....	7	1	72	10.3	36	0
Speedy Thomas.....	4	10	20	5.0	11	0
Kenny Graham.....	1	2	41	41.0	41	0
Paul Robinson.....	1	0	0	0.0	0	0
Fletcher Smith.....	1	0	0	0.0	0	0
BENGALS.....	37	28	327	8.8	79t	1
OPPONENTS.....	48	11	392	8.2	63t	2

KICKOFF RETURNS	NO	YDS	AVG	LG	TD
Lemar Parrish.....	16	482	30.1	95t	1
Paul Robinson.....	14	363	25.9	36	0
Essex Johnson.....	3	68	22.7	31	0
Doug Dressler.....	4	48	12.0	22	0
Ron Lamb.....	2	41	20.5	21	0
BENGALS.....	39	1002	25.7	95t	1
OPPONENTS.....	33	774	23.5	51	0

FIELD GOALS	1-19	20-29	30-39	40-49	50+
Horst Muhlmann.....	4-4	5-7	9-11	3-9	4-6
BENGALS.....	4-4	5-7	9-11	3-9	4-6

Horst Muhlmann: (43N, 38G, 51N), (35G), (51G, 36G, 23B), (23G, 39N, 50G), (35N, 42G, 22N, 47N, 50G), (52N), (43G, 47N), (36G, 43G, 22G, 30G, 13G), (—), (13G, 17G), (11G, 35G, 34G, 22G, 49N), (45N, 40B, 53G), (25G, 30G, 25G), (37G).

USUAL STARTERS

OFFENSE	DEFENSE
WR Eric Crabtree,	LDE Royce Berry
Chip Myers	LDT Mike Reid
LOT Ernie Wright	RDT Steve Chomyszak
LG Rufus Mayes	RDE Ron Carpenter
C Bob Johnson	LLB Al Beauchamp
RG Pat Matson	MLB Bill Bergey
ROT Mike Wilson	RLB Ken Avery
TE Bob Trumpy	LCB Lemar Parrish
WR Speedy Thomas	RCB Ken Riley
QB Virgil Carter	LS Fletcher Smith
RB Paul Robinson	RS Ken Dyer
RB Jess Phillips	AL Coleman

DEFENSE	ST	AT	TT	SKS-YDS	INT-YDS	PD	FF	FR-YDS
(NA*).....	—	—	—	—	—	—	—	—

* NOTE: Time of possession was not recorded until 1977.

** NOTE: Overtime was not employed for regular-season games in the NFL until 1974.

*** NOTE: The two-point conversion was not instituted in the NFL until 1994.

^ NOTE: Regular-season defensive statistics were not kept regularly until 1976.

1971 STATISTICS

RECORD: 4-10-0

HEAD COACH: PAUL BROWN

DATE	W-L	SCORE	OPPONENT	ATTENDANCE
9-19-71	W	37-14	PHILADELPHIA	55,880
9-26-71	L	10-21	at Pittsburgh	48,448
10-3-71	L	17-20	at Green Bay	56,263
10-10-71	L	13-23	MIAMI	60,099
10-17-71	L	24-27	CLEVELAND	60,284
10-24-71	L	27-31	at Oakland	54,699
10-31-71	L	6-10	at Houston	37,947
11-7-71	L	6-9	ATLANTA	59,604
11-14-71	W	24-10	at Denver	51,200
11-21-71	W	28-13	HOUSTON	59,390
11-28-71	W	31-0	SAN DIEGO	59,580
12-5-71	L	27-31	at Cleveland	82,705
12-12-71	L	13-21	PITTSBURGH	60,022
12-19-71	L	21-35	at N.Y. Jets	63,151

TEAM STATISTICS	BENGALS	OPPONENTS
TOTAL FIRST DOWNS	236	213
Rushing	109	93
Passing	115	102
Penalty	12	18
3rd Down: Made-Att.	—	—
3rd Down Pct.	—	—
4th Down: Made-Att.	—	—
4th Down Pct.	—	—
POSSESSION AVG.	(NA)	(NA)
TOTAL NET YARDS	4266	3906
Avg. Per Game	304.7	279.0
Total Plays	867	811
Avg. Per Play	4.9	4.8
NET YARDS RUSHING	2142	1778
Avg. Per Game	153.0	127.0
Total Rushes	462	446
NET YARDS PASSING	2124	2128
Avg. Per Game	151.7	152.0
Sacked-Yards Lost	40-303	30-254
Gross Yards	2427	2382
Att.-Completions	365-214	335-157
Completion Pct.	58.6	46.9
Had Intercepted	11	27
PUNTS-AVG.	73-44.7	73-40.9
Net Punting Avg.	—	—
PENALTIES-YARDS	82-921	72-722
FUMBLES-BALLS LOST	29-12	21-12
TOUCHDOWNS	32	32
Rushing	14	11
Passing	15	19
Returns	3	2

SCORE BY PERIODS	1	2	3	4	OT	PTS
BENGALS	58	64	91	71	(NA)	284
OPPONENTS	44	71	48	102	(NA)	265

SCORING	TD	TD-R	TD-P	TD-Rt	PAT	FG	S	PTS
Horst Muhlmann	0	0	0	0	31-31	20-36	0	91
Fred Willis	7	7	0	0	—	—	0	42
Essex Johnson	6	4	2	0	—	—	0	36
Bruce Coslet	4	0	4	0	—	—	0	24
Bob Trumpy	3	0	3	0	—	—	0	18
Eric Crabtree	2	0	2	0	—	—	0	12
Lemar Parrish	2	0	0	2	—	—	0	12
Speedy Thomas	2	0	2	0	—	—	0	12
Ken Anderson	1	1	0	0	—	—	0	6
Al Beauchamp	1	0	0	1	—	—	0	6
Doug Dressler	1	1	0	0	—	—	0	6
Chip Myers	1	0	1	0	—	—	0	6
Jess Phillips	1	0	1	0	—	—	0	6
Paul Robinson	1	1	0	0	—	—	0	6
Virgil Carter	0	0	0	0	^1	—	0	1
BENGALS	32	14	15	3	32-32	20-36	0	284
OPPONENTS	32	11	19	2	31-32	14-22	0	265

^PAT scored on a run.

Two-point conversions: (NA**).

RUSHING	ATT	YDS	AVG	LG	TD
Fred Willis	135	590	4.4	36	7
Essex Johnson	85	522	6.1	86t	4
Jess Phillips	94	420	4.5	31	0
Paul Robinson	49	213	4.3	17	1
Doug Dressler	54	204	3.8	13	1
Ken Anderson	22	125	5.7	16	1
Virgil Carter	8	42	5.3	19	0
Ron Lamb	5	13	2.6	7	0
Sandy Durko	1	7	7.0	7	0
Dave Lewis	6	6	1.0	9	0
Eric Crabtree	1	1	1.0	1	0
Speedy Thomas	2	-1	-0.5	0	0
BENGALS	462	2142	4.6	86t	14
OPPONENTS	446	1778	4.0	63t	11

RECEIVING	REC	YDS	AVG	LG	TD
Bob Trumpy	40	531	13.3	44	3
Chip Myers	27	286	10.6	20	1
Fred Willis	24	223	9.3	29	0
Speedy Thomas	22	327	14.9	90t	2
Jess Phillips	22	125	5.7	19	1
Bruce Coslet	21	356	17.0	71t	4
Doug Dressler	19	145	7.6	26	0
Essex Johnson	14	258	18.4	67t	2
Eric Crabtree	14	102	7.3	22	2
Paul Robinson	8	47	5.9	16	0
Ed Marshall	2	18	9.0	10	0
Mike Kelly	1	9	9.0	9	0
BENGALS	214	2427	11.3	90t	15
OPPONENTS	157	2382	15.2	74t	19

INTERCEPTIONS	NO	YDS	AVG	LG	TD
Lemar Parrish	7	105	15.0	65t	1
Al Beauchamp	6	53	8.8	18t	1
Ken Riley	5	22	4.4	21	0
Sandy Durko	4	46	11.5	25	0
Bill Bergey	1	16	16.0	16	0
Bill Peterson	1	16	16.0	16	0
Al Coleman	1	15	15.0	15	0
Neal Craig	1	0	0.0	0	0
Fletcher Smith	1	0	0.0	0	0
BENGALS	27	273	10.1	65t	2
OPPONENTS	11	219	19.9	48t	1

PUNTING	NO	YDS	AVG	NET	TB	IN-20	LG	BLK.
Dave Lewis	72	3229	44.8	—	8	—	56	0
Doug Dressler	1	34	34.0	—	0	—	34	0
BENGALS	73	3263	44.7	—	8	—	56	0
OPPONENTS	73	2988	40.9	—	—	—	—	—

PUNT RETURNS	NO	FC	YDS	AVG	LG	TD
Lemar Parrish	12	9	93	7.8	47	0
Sandy Durko	6	11	14	2.3	7	0
Speedy Thomas	4	4	10	2.5	7	0
Essex Johnson	3	5	28	9.3	14	0
BENGALS	25	29	145	5.8	47	0
OPPONENTS	41	—	304	7.4	—	1

KICKOFF RETURNS	NO	YDS	AVG	LG	TD
Paul Robinson	18	335	18.6	37	0
Lemar Parrish	13	296	22.8	30	0
Fred Willis	4	81	20.3	32	0
Jess Phillips	2	49	24.5	31	0
Ron Lamb	2	42	21.0	25	0
Essex Johnson	2	40	20.0	21	0
Doug Dressler	1	20	20.0	20	0
Mike Kelly	1	0	0.0	0	0
BENGALS	43	863	20.1	37	0
OPPONENTS	39	1024	26.3	—	0

FIELD GOALS	1-19	20-29	30-39	40-49	50+
Horst Muhlmann	6-6	5-8	4-9	4-10	1-3
BENGALS	6-6	5-8	4-9	4-10	1-3

Horst Muhlmann: (26G, 34N, 36G, 35G), (45N, 33G, 51N), (26G), (16G, 27N, 9G), (12G), (11G, 37B, 36G), (45G, 46G, 27N, 32N), (30N, 51G, 24G), (14G, 48N), (—), (40G, 35N, 43N), (52N, 46G, 24G), (27N, 18G, 22G), (43N, 49N, 44N).

PASSING	ATT	CMP	YDS	CMP%	YDS/ATT	TD	TD%	INT	INT%	LG	SKD-YDS	RAT
Virgil Carter	222	138	1624	62.2	7.32	10	4.5	7	3.2	90t	13-122	86.2
Ken Anderson	131	72	777	55.0	5.93	5	3.8	4	3.1	44	23-159	72.6
Dave Lewis	10	3	18	30.0	1.80	0	0.0	0	0.0	13	4-22	39.6
Fred Willis	2	1	8	50.0	4.00	0	0.0	0	0.0	8	0-0	60.4
BENGALS	365	214	2427	58.6	6.65	15	4.1	11	3.0	90t	40-303	79.8
OPPONENTS	335	157	2382	46.9	7.11	19	5.7	27	8.1	74t	30-254	56.1

USUAL STARTERS

OFFENSE	DEFENSE
WR Eric Crabtree,	LDE Royce Berry
Chip Myers	LDT Mike Reid
LOT Ernie Wright,	RDT Steve Chomyszak
Rufus Mayes	RDE Ron Carpenter
LG Howard Fest	LLB Al Beauchamp
C Bob Johnson	MLB Bill Bergey
RG Pat Matson	RLB Ken Avery
ROT Vernon Holland	LCB Lemar Parrish
TE Bob Trumpy,	RCB Ken Riley
Bruce Coslet	LS Fletcher Smith,
WR Speedy Thomas,	Neal Craig
Bob Trumpy	Sandy Durko
QB Virgil Carter	
RB Paul Robinson	
RB Jess Phillips	

DEFENSE	ST	AT	TT	SKS-YDS	INT-YDS	PD	FF	FR-YDS
(NA**)	—	—	—	—	—	—	—	—

* NOTE: Time of possession was not recorded until 1977.

** NOTE: Overtime was not employed for regular-season games in the NFL until 1974.

*** NOTE: The two-point conversion was not instituted in the NFL until 1994.

^^ NOTE: Regular-season defensive statistics were not kept regularly until 1976.

1972 STATISTICS

RECORD: 8-6-0

HEAD COACH: PAUL BROWN

DATE	W-L	SCORE	OPPONENT	ATTENDANCE
9-17-72	W	31-7	at New England	60,999
9-24-72	W	15-10	PITTSBURGH	54,292
10-1-72	L	6-27	at Cleveland	81,564
10-8-72	W	21-10	DENVER	55,812
10-15-72	W	23-16	at Kansas City	79,068
10-22-72	L	12-15	at Los Angeles	73,385
10-29-72	W	30-7	HOUSTON	59,409
11-5-72	L	17-40	at Pittsburgh	50,350
11-12-72	L	14-20	OAKLAND	59,485
11-19-72	L	19-20	BALTIMORE	49,512
11-26-72	W	13-3	at Chicago	55,701
12-3-72	W	13-10	N.Y. GIANTS	59,523
12-9-72	L	24-27	CLEVELAND	59,524
12-17-72	W	61-17	at Houston	32,482

TEAM STATISTICS	BENGALS	OPPONENTS
TOTAL FIRST DOWNS	255	207
Rushing	112	98
Passing	122	92
Penalty	21	17
3rd Down: Made-Att.	—	—
3rd Down Pct.	—	—
4th Down: Made-Att.	—	—
4th Down Pct.	—	—
POSSESSION AVG.	(NA)	(NA)
TOTAL NET YARDS	4317	3552
Avg. Per Game	308.4	253.7
Total Plays	899	794
Avg. Per Play	4.8	4.5
NET YARDS RUSHING	1996	1815
Avg. Per Game	142.6	129.6
Total Rushes	491	406
NET YARDS PASSING	2321	1737
Avg. Per Game	165.8	124.1
Sacked-Yards Lost	24-192	38-296
Gross Yards	2513	2033
Att.-Completions	384-219	350-167
Completion Pct.	57.0	47.7
Had Intercepted	11	20
PUNTS-AVG.	66-42.1	84-42.4
Net Punting Avg.	—	—
PENALTIES-YARDS	76-738	69-581
FUMBLES-BALLS LOST	28-18	30-9
TOUCHDOWNS	31	24
Rushing	16	11
Passing	10	11
Returns	5	2

SCORE BY PERIODS	1	2	3	4	OT	PTS
BENGALS	36	62	99	102	(NA)	299
OPPONENTS	37	79	42	71	(NA)	229

SCORING	TD	TD-R	TD-P	TD-Rt	PAT	FG	S	PTS
Horst Muhlmann	0	0	0	0	30-31	27-40	0	111
Doug Dressler	7	6	1	0	—	—	0	42
Essex Johnson	6	4	2	0	—	—	0	36
Ken Anderson	3	3	0	0	—	—	0	18
Chip Myers	3	0	3	0	—	—	0	18
Lemar Parrish	3	0	0	3	—	—	0	18
Virgil Carter	2	2	0	0	—	—	0	12
Bob Trumphy	2	0	2	0	—	—	0	12
Tommy Casanova	1	0	0	1	—	—	0	6
Bruce Coslet	1	0	1	0	—	—	0	6
Neal Craig	1	0	0	1	—	—	0	6
Jess Phillips	1	1	0	0	—	—	0	6
Speedy Thomas	1	0	1	0	—	—	0	6
Sherman White	0	0	0	0	—	—	1	2
BENGALS	31	16	10	5	30-31	27-40	1	299
OPPONENTS	24	11	11	2	23-24	20-29	1	229

Two-point conversions: (NA***).

PASSING	ATT	CMP	YDS	CMP%	YDS/ATT	TD	TD%	INT	INT%	LG	SKD-YDS	RAT
Ken Anderson	301	171	1918	56.8	6.37	7	2.3	7	2.3	65t	18-155	74.0
Virgil Carter	82	47	579	57.3	7.06	3	3.7	4	4.9	36	6-37	71.1
Fred Willis	1	1	16	100.0	16.00	0	0.0	0	0.0	16	0-0	118.8
BENGALS	384	219	2513	57.0	6.54	10	2.6	11	2.9	65t	24-192	73.6
OPPONENTS	350	167	2033	47.7	5.81	11	3.1	20	5.7	68	38-296	52.7

RUSHING	ATT	YDS	AVG	LG	TD
Essex Johnson	212	825	3.9	19	4
Doug Dressler	128	565	4.4	43t	6
Jess Phillips	48	207	4.3	20	1
Fred Willis	42	127	3.0	12	0
Ken Anderson	22	94	4.3	18	3
Paul Robinson	21	94	4.5	15	0
Virgil Carter	12	57	4.8	14	2
Dave Lewis	1	15	15.0	15	0
Steve Conley	3	8	2.7	5	0
Charlie Joiner	1	2	2.0	2	0
Reece Morrison	1	2	2.0	2	0
BENGALS	491	1996	4.1	43t	16
OPPONENTS	406	1815	4.5	41	11

RECEIVING	REC	YDS	AVG	LG	TD
Chip Myers	57	792	13.9	42	3
Bob Trumphy	44	500	11.4	38	2
Doug Dressler	39	348	8.9	33	1
Essex Johnson	29	420	14.5	65t	2
Speedy Thomas	17	171	10.1	18	1
Jess Phillips	10	50	5.0	15	0
Fred Willis	9	46	5.1	10	0
Charlie Joiner	8	133	16.6	25	0
Bruce Coslet	5	48	9.6	17	1
Drew Bule	1	5	5.0	5	0
BENGALS	219	2513	11.5	65t	10
OPPONENTS	167	2033	12.2	68t	11

INTERCEPTIONS	NO	YDS	AVG	LG	TD
Tommy Casanova	5	108	21.6	33	0
Lemar Parrish	5	90	18.0	33t	2
Doug Adams	3	44	14.7	19	0
Ken Riley	3	0	0.0	0	0
Neal Craig	2	76	38.0	63t	1
Al Beauchamp	1	8	8.0	8	0
Bernard Jackson	1	0	0.0	0	0
BENGALS	20	326	16.3	63t	3
OPPONENTS	11	70	6.4	28	0

PUNTING	NO	YDS	AVG	NET	TB	IN-20	LG	BLK.
Dave Lewis	66	2777	42.1	—	6	—	60	0
BENGALS	66	2777	42.1	—	6	—	60	0
OPPONENTS	84	3559	42.4	—	—	—	62	0

PUNT RETURNS	NO	FC	YDS	AVG	LG	TD
Tommy Casanova	30	19	289	9.6	66t	1
Lemar Parrish	15	2	141	9.4	51t	1
Essex Johnson	2	0	7	3.5	7	0
BENGALS	47	21	437	9.3	66t	2
OPPONENTS	26	16	152	5.8	54	0

KICKOFF RETURNS	NO	YDS	AVG	LG	TD
Bernard Jackson	21	509	24.2	62	0
Lemar Parrish	15	348	23.2	45	0
Charlie Joiner	5	88	17.6	25	0
Tommy Casanova	1	34	34.0	34	0
Dave Lewis	1	15	15.0	15	0
Essex Johnson	1	13	13.0	13	0
Guy Dennis	1	11	11.0	11	0
Mike Kelly	1	0	0.0	0	0
BENGALS	46	1018	22.1	62	0
OPPONENTS	44	984	22.4	34	0

FIELD GOALS	1-19	20-29	30-39	40-49	50+
Horst Muhlmann	6-7	6-10	9-12	5-8	1-3
BENGALS	6-7	6-10	9-12	5-8	1-3

Horst Muhlmann: (51B, 38G), (32G, 20G, 32G, 34G, 41G), (14G, 26G, 28N, 30N), (49N), (46G, 16G, 12G), (25G, 26N, 21N, 17N), (10G, 42G, 33G), (37G), (21B, 35B), (25G, 40G), (39G, 14G, 39N), (50N, 27G, 40N, 47N, 18G), (31G), (51G, 46G, 24G, 32G).

USUAL STARTERS

OFFENSE		DEFENSE	
WR	Speedy Thomas	LDE	Royce Berry
LOT	Stan Walters	LDT	Mike Reid
LG	Howard Fest	RDT	Steve Chomyszak
C	Bob Johnson	RDE	Sherman White
RG	Pat Matson	LLB	Al Beauchamp
ROT	Vernon Holland	MLB	Bill Bergey
TE	Bob Trumphy	RLB	Ken Avery
WR	Chip Myers	LCB	Lemar Parrish
QB	Ken Anderson	RCB	Ken Riley
RB	Essex Johnson	LS	Neal Craig
RB	Doug Dressler	RS	Tommy Casanova

DEFENSE	ST	AT	TT	SKS-YDS	INT-YDS	PD	FF	FR-YDS
(NA*)	—	—	—	—	—	—	—	—

* NOTE: Time of possession was not recorded until 1977.

** NOTE: Overtime was not employed for regular-season games in the NFL until 1974.

*** NOTE: The two-point conversion was not instituted in the NFL until 1994.

^ NOTE: Regular-season defensive statistics were not kept regularly until 1976.

1973 STATISTICS

RECORD: 10-4-0

HEAD COACH: PAUL BROWN

(BENGALS WON AFC CENTRAL DIVISION; SEE POSTSEASON
PORTION OF TEAM HISTORY SECTION FOR POSTSEASON STATS)

DATE	W-L	SCORE	OPPONENT	ATTENDANCE
9-16-73	L	10-28	at Denver	49,059
9-23-73	W	24-10	HOUSTON	51,823
9-30-73	W	20-13	at San Diego	46,733
10-7-73	L	10-17	at Cleveland	70,805
10-14-73	W	19-7	PITTSBURGH	55,819
10-21-73	W	14-6	KANSAS CITY	56,397
10-28-73	L	13-20	at Pittsburgh	45,761
11-4-73	L	10-38	at Dallas	54,944
11-11-73	W	16-13	at Buffalo	76,927
11-18-73	W	20-14	N.Y. JETS	55,745
11-25-73	W	42-24	ST. LOUIS	50,918
12-2-73	W	27-0	MINNESOTA	57,859
12-9-73	W	34-17	CLEVELAND	58,266
12-16-73	W	27-24	at Houston	21,955

TEAM STATISTICS	BENGALS	OPPONENTS
TOTAL FIRST DOWNS	252	219
Rushing	124	109
Passing	108	97
Penalty	20	13
3rd Down: Made-Att.	—	—
3rd Down Pct.	—	—
4th Down: Made-Att.	—	—
4th Down Pct.	—	—
POSSESSION AVG.	(**NA)	(**NA)
TOTAL NET YARDS	4512	3705
Avg. Per Game	322.3	264.6
Total Plays	871	840
Avg. Per Play	5.2	4.4
NET YARDS RUSHING	2236	1807
Avg. Per Game	159.7	129.1
Total Rushes	515	459
NET YARDS PASSING	2276	1898
Avg. Per Game	162.6	135.6
Sacked-Yards Lost	24-163	43-342
Gross Yards	2439	2240
Att.-Completions	332-180	338-182
Completion Pct.	54.2	53.8
Had Intercepted	12	18
PUNTS-AVG.	68-41.0	77-41.7
Net Punting Avg.	—	—
PENALTIES-YARDS	83-799	78-710
FUMBLES-BALLS LOST	25-14	31-16
TOUCHDOWNS	32	27
Rushing	13	15
Passing	18	9
Returns	1	3

SCORE BY PERIODS	1	2	3	4	OT	PTS
BENGALS	39	100	79	68	(**NA)	286
OPPONENTS	50	61	58	62	(**NA)	231

SCORING	TD	TD-R	TD-P	TD-Rt	PAT	FG	S	PTS
Horst Muhlmann	0	0	0	0	31-32	21-31	0	94
Isaac Curtis	9	0	9	0	—	—	0	54
Boobie Clark	8	8	0	0	—	—	0	48
Essex Johnson	7	4	3	0	—	—	0	42
Bob Trumphy	5	0	5	0	—	—	0	30
Lenvil Elliott	2	1	1	0	—	—	0	12
Lemar Parrish	1	0	0	1	—	—	0	6
BENGALS	32	13	18	1	31-32	21-31	0	286
OPPONENTS	27	15	9	3	27-27	14-23	0	231

Two-point conversions: (NA**).

PASSING	ATT	CMP	YDS	CMP%	YDS/ATT	TD	TD%	INT	INT%	LG	SKD-YDS	RAT
Ken Anderson	329	179	2428	54.4	7.38	18	5.5	12	3.6	78t	24-163	81.2
Greg Cook	3	1	11	33.3	3.67	0	0.0	0	0.0	11	0-0	45.1
BENGALS	332	180	2439	54.2	7.35	18	5.4	12	3.6	78t	24-163	80.9
OPPONENTS	338	182	2240	53.8	6.63	9	2.7	18	5.3	67	43-342	61.3

RUSHING	ATT	YDS	AVG	LG	TD
Essex Johnson	195	997	5.1	46	4
Boobie Clark	254	988	3.9	26	8
Lenvil Elliott	22	122	5.5	15	1
Ken Anderson	26	97	3.7	17	0
Joe Wilson	10	39	3.9	11	0
Reece Morrison	3	11	3.7	8	0
Dave Lewis	3	-7	-2.3	5	0
Isaac Curtis	2	-11	-5.5	1	0
BENGALS	515	2236	4.3	46	13
OPPONENTS	459	1807	3.9	52	15

RECEIVING	REC	YDS	AVG	LG	TD
Isaac Curtis	45	843	18.7	77t	9
Boobie Clark	45	347	7.7	39	0
Bob Trumphy	29	435	15.0	53	5
Essex Johnson	28	356	12.7	78t	3
Charlie Joiner	13	214	16.5	26	0
Bruce Coslet	9	123	13.7	18	0
Chip Myers	7	77	11.0	18	0
Tim George	2	28	14.0	19	0
Lenvil Elliott	1	12	12.0	12t	1
Reece Morrison	1	4	4.0	4	0
BENGALS	180	2439	13.6	78t	18
OPPONENTS	182	2240	12.3	67	9

INTERCEPTIONS	NO	YDS	AVG	LG	TD
Tommy Casanova	4	33	8.3	16	0
Bill Bergey	3	50	16.7	22	0
Al Beauchamp	3	4	1.3	4	0
Neal Craig	2	52	26.0	30	0
Lemar Parrish	2	10	5.0	10	0
Ken Riley	2	2	1.0	5	0
Ken Avery	1	15	15.0	15	0
Bernard Jackson	1	0	0.0	0	0
BENGALS	18	166	9.2	30	0
OPPONENTS	12	198	16.5	37	1

PUNTING	NO	YDS	AVG	NET	TB	IN-20	LG	BLK.
Dave Lewis	68	2790	41.0	—	4	—	60	0
BENGALS	68	2790	41.0	—	4	—	60	0
OPPONENTS	77	3214	41.7	—	—	—	—	—

PUNT RETURNS	NO	FC	YDS	AVG	LG	TD
Lemar Parrish	25	1	200	8.0	47	0
Tommy Casanova	15	6	119	7.9	27	0
Lyle Blackwood	4	5	12	3.0	4	0
Dave Lewis	1	2	2	2.0	2	0
BENGALS	45	14	333	7.4	47	0
OPPONENTS	27	—	123	4.6	—	0

KICKOFF RETURNS	NO	YDS	AVG	LG	TD
Bernard Jackson	21	520	24.8	41	0
Joe Wilson	8	173	21.6	27	0
Lemar Parrish	7	143	20.4	29	0
Dave Lewis	2	40	20.0	27	0
Bruce Coslet	1	0	0.0	0	0
BENGALS	39	876	22.5	41	0
OPPONENTS	42	1170	27.9	103t	1

FIELD GOALS	1-19	20-29	30-39	40-49	50+
Horst Muhlmann	5-5	6-7	5-9	4-6	1-4
BENGALS	5-5	6-7	5-9	4-6	1-4

Horst Muhlmann: (21G), (39N, 27G, 51N), (42N, 34N, 26N), (38G), (41G, 20G, 52N, 20G, 19G), (32N, 57N), (41G, 17G), (29G), (35G, 33N, 36G, 47N, 33G), (16G, 51G), (—), (22G, 38G), (45G, 10G), (40G, 11G).

USUAL STARTERS

OFFENSE	DEFENSE
WR Tim George,	LDE Royce Berry
Charlie Joiner,	LDT Mike Reid
Chip Myers	RDT Ron Carpenter
LOT Rufus Mayes	RDE Sherman White
LG Howard Fest	LLB Al Beauchamp
C Bob Johnson	MLB Bill Bergey
RG Pat Matson	RLB Ron Pritchard
ROT Vernon Holland	LCB Lemar Parrish
TE Bob Trumphy	RCB Ken Riley
QB Isaac Curtis	LS Neal Craig
HB Ken Anderson	RS Tommy Casanova
FB Boobie Clark	

DEFENSE	ST	AT	TT	SKS-YDS	INT-YDS	PD	FF	FR-YDS
(NA*)	—	—	—	—	—	—	—	—

* NOTE: Time of possession was not recorded until 1977.

** NOTE: Overtime was not employed for regular-season games in the NFL until 1974.

*** NOTE: The two-point conversion was not instituted in the NFL until 1994.

^ NOTE: Regular-season defensive statistics were not kept regularly until 1976.

1974 STATISTICS

RECORD: 7-7-0

HEAD COACH: PAUL BROWN

DATE	W-L	SCORE	OPPONENT	ATTENDANCE
9-15-74	W	33-7	CLEVELAND	53,113
9-22-74	L	17-20	SAN DIEGO	51,178
9-29-74	W	21-3	at San Francisco	49,895
10-6-74	W	28-17	WASHINGTON	56,175
10-13-74	W	34-24	at Cleveland	70,897
10-20-74	L	27-30	at Oakland	51,821
10-27-74	L	21-34	HOUSTON	55,434
11-3-74	W	24-14	at Baltimore	36,110
11-10-74	W	17-10	PITTSBURGH	57,532
11-17-74	L	3-20	at Houston	44,054
11-24-74	W	33-6	KANSAS CITY	49,777
12-2-74	L	3-24	at Miami	71,962
12-8-74	L	19-23	DETROIT	45,159
12-14-74	L	3-27	at Pittsburgh	42,878

TEAM STATISTICS	BENGALS	OPPONENTS
TOTAL FIRST DOWNS	260	256
Rushing	115	127
Passing	131	109
Penalty	14	20
3rd Down: Made-Att	—	—
3rd Down Pct.	—	—
4th Down: Made-Att	—	—
4th Down Pct.	—	—
POSSESSION AVG.	(NA)	(NA)
TOTAL NET YARDS	4489	3942
Avg. Per Game	320.6	281.6
Total Plays	835	892
Avg. Per Play	5.4	4.4
NET YARDS RUSHING	1978	2152
Avg. Per Game	141.3	153.7
Total Rushes	445	497
NET YARDS PASSING	2511	1790
Avg. Per Game	179.4	127.9
Sacked-Yards Lost	37-293	36-320
Gross Yards	2804	2110
Att.-Completions	353-224	359-186
Completion Pct.	63.5	51.8
Had Intercepted	13	9
PUNTS-AVG.	66-40.9	81-37.8
Net Punting Avg.	—	—
PENALTIES-YARDS	78-653	77-640
FUMBLES-BALLS LOST	27-18	23-11
TOUCHDOWNS	36	30
Rushing	14	16
Passing	18	13
Returns	4	1

SCORE BY PERIODS	1	2	3	4	OT	PTS
BENGALS	50	95	60	78	0	283
OPPONENTS	37	63	70	89	0	259

SCORING	TD	TD-R	TD-P	TD-Rt	PAT	FG	S	PTS
Horst Muhlmann	0	0	0	0	32-35	11-18	0	65
Isaac Curtis	10	0	10	0	—	—	0	60
Boobie Clark	6	5	1	0	—	—	0	36
Ed Williams	4	3	1	0	—	—	0	24
Lemar Parrish	3	0	0	3	—	—	0	18
Ken Anderson	2	2	0	0	—	—	0	12
Doug Dressler	2	2	0	0	—	—	0	12
Lenvil Elliott	2	1	1	0	—	—	0	12
Bob Trumpy	2	0	2	0	—	—	0	12
Wayne Clark	1	1	0	0	—	—	0	6
Essex Johnson	1	0	1	0	—	—	0	6
Charlie Joiner	1	0	1	0	—	—	0	6
Bob Maddox	1	0	0	1	—	—	0	6
Chip Myers	1	0	1	0	—	—	0	6
Ron Carpenter	0	0	0	0	—	—	1	2
BENGALS	36	14	18	4	32-36	11-18	1	283
OPPONENTS	30	16	13	1	28-30	17-22	0	259

Two-point conversions: (NA**).

PASSING	ATT	CMP	YDS	CMP%	YDS/ATT	TD	TD%	INT	INT%	LG	SKD-YDS	RAT
Ken Anderson	328	213	2667	64.9	8.13	18	5.5	10	3.0	77t	36-292	95.7
Wayne Clark	22	9	98	40.9	4.45	0	0.0	3	13.6	19	1-1	15.2
Dave Green	2	1	22	50.0	11.00	0	0.0	0	0.0	22	0-0	89.6
Lenvil Elliott	1	1	17	100.0	17.00	0	0.0	0	0.0	17	0-0	118.8
BENGALS	353	224	2804	63.5	7.94	18	5.1	13	3.7	77t	37-293	89.7
OPPONENTS	359	186	2110	51.8	5.88	13	3.6	9	2.5	64	36-320	71.4

RUSHING	ATT	YDS	AVG	LG	TD
Charlie Davis	72	375	5.2	29	0
Lenvil Elliott	68	345	5.1	26	1
Ken Anderson	43	314	7.3	20	2
Boobie Clark	99	312	3.2	22	5
Doug Dressler	72	255	3.5	17	2
Ed Williams	58	238	4.1	18	3
Isaac Curtis	8	62	7.8	20	0
Essex Johnson	19	44	2.3	11	0
Charlie Joiner	4	20	5.0	8	0
Wayne Clark	1	8	8.0	8t	1
John McDaniel	1	5	5.0	5	0
BENGALS	445	1978	4.4	29	14
OPPONENTS	497	2152	4.3	54	16

RECEIVING	REC	YDS	AVG	LG	TD
Chip Myers	32	383	12.0	22	1
Isaac Curtis	30	633	21.1	77t	10
Doug Dressler	29	196	6.8	23	0
Charlie Joiner	24	390	16.3	65t	1
Boobie Clark	23	194	8.4	23	1
Bob Trumpy	21	330	15.7	41	2
Charlie Davis	19	171	9.0	32	0
Lenvil Elliott	18	187	10.4	28t	1
Ed Williams	13	98	7.5	19t	1
Essex Johnson	8	85	10.6	27t	1
John McDaniel	2	79	39.5	60	0
Bruce Coslet	2	24	12.0	18	0
Bernard Jackson	1	22	22.0	22	0
Al Chandler	1	9	9.0	9	0
Bob Johnson	1	3	3.0	3	0
BENGALS	224	2804	12.5	77t	18
OPPONENTS	186	2110	11.3	64	13

INTERCEPTIONS	NO	YDS	AVG	LG	TD
Ken Riley	5	33	6.6	19	0
Tommy Casanova	2	26	13.0	26	0
Al Beauchamp	1	34	34.0	34	0
Bernard Jackson	1	17	17.0	17	0
BENGALS	9	110	12.2	34	0
OPPONENTS	13	140	10.8	40	0

PUNTING	NO	YDS	AVG	NET	TB	IN-20	LG	BLK.
Dave Green	66	2701	40.9	—	10	—	53	0
BENGALS	66	2701	40.9	—	10	—	53	0
OPPONENTS	81	3061	37.8	—	—	—	—	—

PUNT RETURNS	NO	FC	YDS	AVG	LG	TD
Tommy Casanova	24	2	265	11.0	74	0
Lemar Parrish	18	1	338	18.8	90t	2
Lyle Blackwood	10	3	29	2.9	11	0
BENGALS	52	6	632	12.2	90t	2
OPPONENTS	41	—	457	11.1	—	0

KICKOFF RETURNS	NO	YDS	AVG	LG	TD
Bernard Jackson	29	682	23.5	45	0
Charlie Davis	12	243	20.3	28	0
John McDaniel	3	64	21.3	24	0
Tommy Casanova	1	48	48.0	48	0
Lemar Parrish	2	36	18.0	21	0
Ed Williams	2	33	16.5	22	0
Doug Dressler	3	32	10.7	18	0
Lyle Blackwood	1	17	17.0	17	0
Lenvil Elliott	1	2	2.0	2	0
BENGALS	54	1157	21.4	48	0
OPPONENTS	55	1198	21.8	—	0

FIELD GOALS	1-19	20-29	30-39	40-49	50+
Horst Muhlmann	1-1	2-2	5-9	3-6	0-0
BENGALS	1-1	2-2	5-9	3-6	0-0

Horst Muhlmann: (32G), (34N, 34G), (—), (—), (45N), (—), (—), (40B, 18G, 33B), (30G), (28G, 46N), (39N), (29G), (42G, 34G, 40G, 47G), (38B, 32G).

USUAL STARTERS

OFFENSE	DEFENSE
WR Isaac Curtis	LDE Ken Johnson
LOT Rufus Mayes	LDT Mike Reid
LG Howard Fest	ROT Ron Carpenter
C Bob Johnson	RDE Sherman White
RG John Shinnors,	LLB Al Beauchamp
Pat Matson	MLB Doug Adams,
Stan Walters	Jim LeClair,
TE Bob Trumpy	Ken Avery
WR Charlie Joiner	RLB Ron Pritchard
QB Ken Anderson	LCB Lemar Parrish
RB Charlie Davis	RCB Ken Riley
RB Boobie Clark	LS Bernard Jackson
	RS Tommy Casanova

DEFENSE	ST	AT	TT	SKS-YDS	INT-YDS	PD	FF	FR-YDS
(NA**)	—	—	—	—	—	—	—	—

* NOTE: Time of possession was not recorded until 1977.

** NOTE: The two-point conversion was not instituted in the NFL until 1994.

*** NOTE: Regular-season defensive statistics were not kept regularly until 1976.

1975 STATISTICS

RECORD: 11-3-0

HEAD COACH: PAUL BROWN

(BENGALS WERE WILD CARD QUALIFIER: SEE POSTSEASON PORTION OF TEAM HISTORY SECTION FOR POSTSEASON STATS)

DATE	W-L	SCORE	OPPONENT	ATTENDANCE
9-21-75	W	24-17	CLEVELAND	52,874
9-28-75	W	21-0	at New Orleans	52,531
10-5-75	W	21-19	at Houston	45,321
10-12-75	W	27-10	NEW ENGLAND	51,220
10-19-75	W	14-10	OAKLAND	48,122
10-26-75	W	21-14	at Atlanta	45,811
11-2-75	L	24-30	PITTSBURGH	58,418
11-9-75	W	17-16	at Denver	49,919
11-17-75	W	33-24	BUFFALO	56,666
11-23-75	L	23-35	at Cleveland	56,427
11-30-75	W	23-19	HOUSTON	46,128
12-7-75	W	31-0	at Philadelphia	56,984
12-13-75	L	14-35	at Pittsburgh	48,889
12-21-75	W	47-17	SAN DIEGO	46,474

TEAM STATISTICS	BENGALS	OPPONENTS
TOTAL FIRST DOWNS	295	241
Rushing	107	115
Passing	166	107
Penalty	22	19
3rd Down: Made-Att.	—	—
3rd Down Pct.	—	—
4th Down: Made-Att.	—	—
4th Down Pct.	—	—
POSSESSION AVG.	(*NA)	(*NA)
TOTAL NET YARDS	5060	3923
Avg. Per Game	361.4	280.2
Total Plays	966	889
Avg. Per Play	5.2	4.4
NET YARDS RUSHING	1819	2194
Avg. Per Game	129.9	156.7
Total Rushes	499	473
NET YARDS PASSING	3241	1729
Avg. Per Game	231.5	123.5
Sacked-Yards Lost	34-256	27-272
Gross Yards	3497	2001
Att.-Completions	433-255	389-175
Completion Pct.	58.9	45.0
Had Intercepted	14	22
PUNTS-AVG.	68-39.0	77-40.9
Net Punting Avg.	—	—
PENALTIES-YARDS	88-783	91-824
FUMBLES-BALLS LOST	31-20	39-22
TOUCHDOWNS	45	30
Rushing	20	15
Passing	23	11
Returns	2	4

SCORE BY PERIODS	1	2	3	4	OT	PTS
BENGALS	84	120	54	82	0	340
OPPONENTS	36	77	68	65	0	246

SCORING	TD	TD-R	TD-P	TD-Rt	PAT	FG	S	PTS
Dave Green	0	0	0	0	40-45	10-21	0	70
Stan Fritts	10	8	2	0	—	—	0	60
Isaac Curtis	7	0	7	0	—	—	0	42
Charlie Joiner	5	0	5	0	—	—	0	30
Boobie Clark	4	4	0	0	—	—	0	24
Lenvil Elliott	4	1	3	0	—	—	0	24
Chip Myers	3	0	3	0	—	—	0	18
Ed Williams	3	2	1	0	—	—	0	18
Ken Anderson	2	2	0	0	—	—	0	12
Essex Johnson	2	1	1	0	—	—	0	12
John Reaves	2	2	0	0	—	—	0	12
Marvin Cobb	1	0	0	1	—	—	0	6
Ken Riley	1	0	0	1	—	—	0	6
Bob Trumpy	1	0	1	0	—	—	0	6
BENGALS	45	20	23	2	40-45	10-21	0	340
OPPONENTS	30	15	11	4	26-30	12-14	2	246

Two-point conversions: (NA**).

PASSING	ATT	CMP	YDS	CMP%	YDS/ATT	TD	TD%	INT	INT%	LG	SKD-YDS	RAT
Ken Anderson	377	228	3169	60.5	8.41	21	5.6	11	2.9	55	32-247	93.9
John Reaves	51	25	297	49.0	5.82	2	3.9	3	5.9	51	2-9	55.8
Stan Fritts	4	2	31	50.0	7.75	0	0.0	0	0.0	16	0-0	76.0
Dave Green	1	0	0	0.0	0.00	0	0.0	0	0.0	—	0-0	39.6
BENGALS	433	255	3497	58.9	8.08	23	5.3	14	3.2	55	34-256	89.0
OPPONENTS	389	175	2001	45.0	5.14	11	2.8	22	5.7	48	27-272	46.9

RUSHING	ATT	YDS	AVG	LG	TD
Boobie Clark	167	594	3.6	17	4
Stan Fritts	94	375	4.0	22	8
Lenvil Elliott	71	308	4.3	27	1
Ken Anderson	49	188	3.8	29	2
Essex Johnson	58	177	3.1	15	1
Ed Williams	35	136	3.9	19	2
Champ Henson	11	38	3.5	8	0
John Reaves	6	13	2.2	9	2
Bruce Coslet	1	1	1.0	1	0
John McDaniel	1	-2	-2.0	-2	0
Isaac Curtis	6	-9	-1.5	14	0
BENGALS	499	1819	3.6	29	20
OPPONENTS	473	2194	4.6	55	15

RECEIVING	REC	YDS	AVG	LG	TD
Isaac Curtis	44	934	21.2	55	7
Boobie Clark	42	334	8.0	27	0
Charlie Joiner	37	726	19.6	51	5
Chip Myers	36	527	14.6	34t	3
Essex Johnson	25	196	7.8	30	1
Bob Trumpy	22	276	12.5	35t	1
Lenvil Elliott	20	196	9.8	31	3
Bruce Coslet	10	117	11.7	18	0
Ed Williams	10	96	9.6	20	1
Stan Fritts	6	63	10.5	17t	2
Jack Novak	2	34	17.0	19	0
Champ Henson	1	-2	-2.0	-2	0
BENGALS	255	3497	13.7	55	23
OPPONENTS	175	2001	11.4	48	11

INTERCEPTIONS	NO	YDS	AVG	LG	TD
Ken Riley	6	76	12.7	30t	1
Bernard Jackson	5	97	19.4	34	0
Marvin Cobb	4	116	29.0	52t	1
Jim LeClair	3	25	8.3	21	0
Lyle Blackwood	2	44	22.0	40	0
Ricky Davis	1	26	26.0	26	0
Lemar Parrish	1	26	26.0	26	0
BENGALS	22	410	18.6	52t	2
OPPONENTS	14	244	17.4	65	1

PUNTING	NO	YDS	AVG	NET	TB	IN-20	LG	BLK.
Dave Green	68	2655	39.0	—	6	—	57	1
BENGALS	68	2655	39.0	—	6	—	57	1
OPPONENTS	77	3150	40.7	—	—	—	—	—

PUNT RETURNS	NO	FC	YDS	AVG	LG	TD
Lyle Blackwood	23	0	123	5.3	31	0
Lemar Parrish	13	1	83	6.4	34	0
Tommy Casanova	11	2	60	5.5	12	0
Marvin Cobb	1	3	1	1.0	1	0
BENGALS	48	6	267	5.6	34	0
OPPONENTS	42	—	386	9.2	—	1

KICKOFF RETURNS	NO	YDS	AVG	LG	TD
Bernard Jackson	25	587	23.5	39	0
Lenvil Elliott	13	272	20.9	46	0
Lemar Parrish	4	114	28.5	64	0
John McDaniel	3	69	23.0	26	0
Brad Cousino	1	0	0.0	0	0
BENGALS	46	1042	22.7	64	0
OPPONENTS	66	1558	23.6	—	0

FIELD GOALS	1-19	20-29	30-39	40-49	50+
Dave Green	1-1	5-8	1-7	3-5	0-0
BENGALS	1-1	5-8	1-7	3-5	0-0

Dave Green: (44G, 29N), (33N), (—), (21G, 29G), (37N), (41N), (23G), (45G, 28N, 35N), (28G, 18G, 37N), (21G, 25N), (33G), (37N, 48G), (36N, 47N), (—).

USUAL STARTERS

OFFENSE	DEFENSE
WR Isaac Curtis	LDE Ken Johnson
LOT Rufus Mayes	LDT Bob Brown
LG Howard Fest	RDT Ron Carpenter
C Bob Johnson	RDE Sherman White
RG Dave Lapham	LLB Al Beauchamp
ROT Vernon Holland	MLB Jim LeClair
TE Bob Trumpy	RLB Ron Pritchard
WR Charlie Joiner	LCB Lemar Parrish
QB Ken Anderson	RCB Ken Riley
HB Stan Fritts	LS Tommy Casanova
Lenvil Elliott	RS Bernard Jackson
FB Boobie Clark	

DEFENSE	ST	AT	TT	SKS-YDS	INT-YDS	PD	FF	FR-YDS
(NA**)	—	—	—	—	—	—	—	—

* NOTE: Time of possession was not recorded until 1977.

** NOTE: The two-point conversion was not instituted in the NFL until 1994.

*** NOTE: Regular-season defensive statistics were not kept regularly until 1976.

1976 STATISTICS

RECORD: 10-4-0

HEAD COACH: BILL JOHNSON

DATE	W-L	SCORE	OPPONENT	ATTENDANCE
9-12-76	W	17-7	DENVER	53,464
9-19-76	L	27-28	at Baltimore	50,374
9-26-76	W	28-7	GREEN BAY	44,103
10-3-76	W	45-24	at Cleveland	75,817
10-10-76	W	21-0	TAMPA BAY	49,700
10-17-76	L	6-23	at Pittsburgh	48,311
10-24-76	W	27-7	at Houston	45,499
10-31-76	W	21-6	CLEVELAND	54,776
11-8-76	W	20-12	LOS ANGELES	52,480
11-14-76	W	31-27	HOUSTON	53,243
11-21-76	W	27-24	at Kansas City	46,259
11-28-76	L	3-7	PITTSBURGH	55,142
12-6-76	L	20-35	at Oakland	52,430
12-12-76	W	42-3	at N.Y. Jets	31,067

TEAM STATISTICS	BENGALS	OPPONENTS
TOTAL FIRST DOWNS	238	234
Rushing	114	116
Passing	110	103
Penalty	14	15
3rd Down: Made-Att.	—	—
3rd Down Pct.	—	—
4th Down: Made-Att.	—	—
4th Down Pct.	—	—
POSSESSION AVG.	(NA)	(NA)
TOTAL NET YARDS	4300	3670
Avg. Per Game	307.1	262.1
Total Plays	878	930
Avg. Per Play	4.9	3.9
NET YARDS RUSHING	2109	1912
Avg. Per Game	150.6	136.6
Total Rushes	481	520
NET YARDS PASSING	2191	1758
Avg. Per Game	156.5	125.6
Sacked-Yards Lost	37-252	46-444
Gross Yards	2443	2202
Att.-Completions	360-177	364-177
Completion Pct.	51.9	48.6
Had Intercepted	15	26
PUNTS-AVG.	76-39.5	86-38.2
Net Punting Avg.	33.6	32.6
PENALTIES-YARDS	79-700	90-768
FUMBLES-BALLS LOST	38-20	34-15
TOUCHDOWNS	42	25
Rushing	15	11
Passing	21	13
Returns	6	1

SCORE BY PERIODS	1	2	3	4	OT	PTS
BENGALS	91	85	91	68	0	335
OPPONENTS	44	63	49	54	0	210

SCORING	TD	TD-R	P	TD-Rt	PAT	FG	S	PTS
Chris Bahr	0	0	0	0	39-42	14-27	0	81
Boobie Clark	8	7	1	0	—	—	0	48
Bob Trumpy	7	0	7	0	—	—	0	42
Isaac Curtis	6	0	6	0	—	—	0	36
Tommy Casanova	3	0	0	3	—	—	0	18
Lenvil Elliott	3	0	3	0	—	—	0	18
Stan Fritts	3	3	0	0	—	—	0	18
Archie Griffin	3	3	0	0	—	—	0	18
Bruce Coslet	2	0	2	0	—	—	0	12
Ken Anderson	1	1	0	0	—	—	0	6
Tony Davis	1	1	0	0	—	—	0	6
John McDaniel	1	0	1	0	—	—	0	6
Melvin Morgan	1	0	0	1	—	—	0	6
Chip Myers	1	0	1	0	—	—	0	6
Ken Riley	1	0	0	1	—	—	0	6
Willie Shelby	1	0	0	1	—	—	0	6
Coy Bacon	0	0	0	0	—	—	1	2
BENGALS	42	15	21	6	39-42	14-27	1	335
OPPONENTS	25	11	13	1	24-55	12-22	0	210

Two-point conversions: (NA**).

PASSING	ATT	CMP	YDS	CMP%	YDS/ATT	TD	TD%	INT	INT%	LG	SKD-YDS	RAT
Ken Anderson	338	179	2367	53.0	7.00	19	5.6	14	4.1	85t	34-235	76.9
John Reaves	22	8	76	36.4	3.45	2	9.1	1	4.5	19	3-17	58.1
BENGALS	360	187	2443	51.9	6.79	21	5.8	15	4.2	85t	37-252	75.7
OPPONENTS	364	177	2202	48.6	6.05	13	3.6	26	7.1	68t	46-444	-50.0

RUSHING	ATT	YDS	AVG	LG	TD
Boobie Clark	151	671	4.4	24	7
Archie Griffin	138	625	4.5	77t	3
Lenvil Elliott	69	276	4.0	24	0
Stan Fritts	47	200	4.3	13	3
Tony Davis	36	178	4.9	16	1
Ken Anderson	31	134	4.3	25	1
Isaac Curtis	3	29	9.7	19	0
Willie Shelby	5	9	1.8	3	0
Billy Brooks	1	-13	-13.0	-13	0
BENGALS	481	2109	4.4	77t	15
OPPONENTS	520	1912	3.7	29	11

RECEIVING	REC	YDS	AVG	LG	TD
Isaac Curtis	41	766	18.7	85t	6
Boobie Clark	23	158	6.9	19	1
Lenvil Elliott	22	188	8.5	29t	3
Bob Trumpy	21	323	15.4	48t	7
Chip Myers	17	267	15.7	63	1
Billy Brooks	16	191	11.9	25	0
Archie Griffin	16	138	8.6	23	0
John McDaniel	12	232	19.3	46	1
Stan Fritts	9	75	8.3	19	0
Bruce Coslet	5	73	14.6	32	2
Tony Davis	4	29	7.3	11	0
Willie Shelby	1	3	3.0	3	0
BENGALS	187	2443	13.1	85t	21
OPPONENTS	177	2202	12.4	68t	13

INTERCEPTIONS	NO	YDS	AVG	LG	TD
Ken Riley	9	141	15.7	53t	1
Tommy Casanova	5	109	21.8	33t	2
Marvin Cobb	3	55	18.3	28	0
Lemar Parrish	2	0	0.0	0	0
Bo Harris	2	-3	-1.5	0	0
Reggie Williams	1	17	17.0	17	0
Jim LeClair	1	9	9.0	9	0
Chris Devlin	1	2	2.0	2	0
Bernard Jackson	1	0	0.0	0	0
Ron Pritchard	1	0	0.0	0	0
BENGALS	26	330	12.7	53t	3
OPPONENTS	15	102	6.8	29	0

PUNTING	NO	YDS	AVG	NET	TB	IN-20	LG	BLK.
Pat McNally	76	2999	39.5	33.6	6	12	61	0
BENGALS	76	2999	39.5	33.6	6	12	61	0
OPPONENTS	86	3287	38.2	32.6	7	18	74	0

PUNT RETURNS	NO	FC	YDS	AVG	LG	TD
Willie Shelby	21	4	162	7.7	30	0
Lemar Parrish	20	2	122	6.1	32	0
Tommy Casanova	10	2	45	4.5	15	0
Marvin Cobb	3	2	14	4.7	7	0
Tony Davis	0	3	0	—	—	0
BENGALS	54	13	343	6.4	32	0
OPPONENTS	41	—	323	7.9	—	1

KICKOFF RETURNS	NO	YDS	AVG	LG	TD
Willie Shelby	30	761	25.4	97t	1
Lenvil Elliott	5	98	19.6	22	0
Lemar Parrish	3	62	20.7	28	0
Archie Griffin	3	56	18.7	23	0
Ron Hunt	2	24	12.0	17	0
Tony Davis	4	21	5.3	12	0
Melvin Morgan	1	14	14.0	14	0
Stan Fritts	1	10	10.0	10	0
BENGALS	49	1046	21.3	97t	1
OPPONENTS	66	1616	24.5	—	0

FIELD GOALS	1-19	20-29	30-39	40-49	50+
Chris Bahr	1-1	6-8	2-4	3-8	2-6
BENGALS	1-1	6-8	2-4	3-8	2-6

Chris Bahr: (21G, 44N, 46N), (51G, 26G), (38B, 50N, 45B, 40N), (40G), (22N), (22G, 19G, 34N), (28G, 34G, 46N), (28N), (50N), (50G), (51N), (40G), (50N), (33G, 47G, 20G, 25G).

USUAL STARTERS

OFFENSE	DEFENSE
WR Billy Brooks	LDE Gary Burley
LOT Rufus Mayes	LDT Bob Brown
LG John Shinnors	RDT Ron Carpenter
C Bob Johnson	RDE Coy Bacon
RG Dave Lapham	LLB Bo Harris
ROT Vernon Holland	MLB Jim LeClair
TE Bob Trumpy	RLB Reggie Williams
WR Isaac Curtis	LCB Lemar Parrish
QB Ken Anderson	RCB Ken Riley
HB Archie Griffin	LS Tommy Casanova
FB Boobie Clark	RS Marvin Cobb, Bernard Jackson

DEFENSE***	ST	AT	TT	SKS-YDS	INT-YDS	PD	FF	FR-YDS
Reggie Williams	83	23	106	2-24	1-17	7	0	0-0
Jim LeClair	81	25	106	0-0	1-9	3	1	0-0
Gary Burley	69	11	80	10-90.5	0-0	1	1	1-0
Bo Harris	54	15	69	1.5-5.5	2-(-3)	4	3	1-(-2)
Bob Brown	55	10	65	2-21	0-0	0	1	1-0
Ron Carpenter	50	15	65	5.5-54	0-0	3	0	2-0
Coy Bacon	52	10	62	22-217	0-0	2	5	2-48
Marvin Cobb	36	7	43	0-0	3-55	5	0	0-0
Lemar Parrish	36	7	43	0-0	2-0	12	0	0-0
Bernard Jackson	30	5	35	0-0	1-0	8	0	3-13
Glenn Cameron	27	6	33	0-0	0-0	1	0	0-0
Tommy Casanova	25	6	31	0-0	5-109	7	0	1-25
Ken Riley	28	2	30	0-0	9-141	14	0	2-0
Melvin Morgan	19	3	22	0-0	0-0	3	0	1-32
Chris Devlin	15	4	19	0-0	1-2	1	0	0-0
Scott Perry	14	3	17	0-0	0-0	2	0	1-0
Ron Pritchard	14	1	15	1-12	1-0	1	1	0-0
Tony Davis	9	2	11	0-0	0-0	0	0	0-0
Greg Fairchild	5	2	7	0-0	0-0	0	0	0-0
Ken Johnson	5	2	7	1-10	0-0	2	0	0-0
Bill Kollar	5	0	5	1-10	0-0	1	0	0-0
Willie Shelby	5	0	5	0-0	0-0	0	0	0-0
Bob Johnson	3	1	4	0-0	0-0	0	0	0-0
Dave Lapham	3	0	3	0-0	0-0	0	0	0-0
John McDaniel	3	0	3	0-0	0-0	0	0	0-0
Stan Fritts	2	0	2	0-0	0-0	0	0	0-0
Ron Hunt	2	0	2	0-0	0-0	0	0	0-0
Chip Myers	2	0	2	0-0	0-0	0	0	0-0
Bruce Coslet	1	1	2	0-0	0-0	0	0	0-0
Glenn Bujnoch	1	0	1	0-0	0-0	0	0	0-0
Boobie Clark	1	0	1	0-0	0-0	0	0	0-0
Lenvil Elliott	1	0	1	0-0	0-0	0	0	0-0
John Shinnors	1	0	1	0-0	0-0	0	0	0-0

BLOCKED KICKS	BP	BFG	BXP
Coy Bacon	0	1	0
Ron Carpenter	0	1	0
Melvin Morgan	0	1	0

* NOTE: Time of possession was not recorded until 1977.

** NOTE: The two-point conversion was not instituted in the NFL until 1994.

*** NOTE: It was not standard practice to separate the three types of defensive statistics — defense, special teams and miscellaneous — until 1988. Thus, the defensive statistics listed above include the combined totals of all three types. All defensive statistics above are press box statistics produced at the games.

1977 STATISTICS

RECORD: 8-6-0

HEAD COACH: BILL JOHNSON

DATE	W-L	SCORE	OPPONENT	ATTENDANCE
9-18-77	L	3-13	CLEVELAND	52,847
9-25-77	W	42-20	SEATTLE	45,579
10-2-77	L	3-24	at San Diego	40,352
10-9-77	W	17-7	at Green Bay	53,653
10-17-77	L	14-20	at Pittsburgh	47,950
10-23-77	L	13-24	DENVER	54,395
10-30-77	W	13-10 (OT)	HOUSTON	53,194
11-6-77	W	10-7	at Cleveland	81,932
11-13-77	L	10-42	at Minnesota	45,371
11-20-77	W	23-17	MIAMI	46,733
11-27-77	W	30-13	N.Y. GIANTS	32,705
12-4-77	W	27-7	at Kansas City	38,488
12-10-77	W	17-10	PITTSBURGH	36,133
12-18-77	L	16-21	at Houston	46,212

TEAM STATISTICS	BENGALS	OPPONENTS
TOTAL FIRST DOWNS	248	253
Rushing	110	113
Passing	112	113
Penalty	26	27
3rd Down: Made-Att.	—	—
3rd Down Pct.	—	—
4th Down: Made-Att.	—	—
4th Down Pct.	—	—
POSSESSION AVG.	(*29:40)	(*30:40)
TOTAL NET YARDS	4194	4124
Avg. Per Game	299.6	294.6
Total Plays	904	901
Avg. Per Play	4.6	4.6
NET YARDS RUSHING	1861	1897
Avg. Per Game	132.9	135.5
Total Rushes	488	525
NET YARDS PASSING	2333	2227
Avg. Per Game	166.6	159.1
Sacked-Yards Lost	31-217	25-226
Gross Yards	2550	2453
Att.-Completions	385-192	351-196
Completion Pct.	49.9	55.8
Had Intercepted	16	16
PUNTS-AVG.	70-41.3	72-37.6
Net Punting Avg.	36.7	31.9
PENALTIES-YARDS	89-859	103-788
FUMBLES-BALLS LOST	37-16	34-23
TOUCHDOWNS	26	29
Rushing	10	15
Passing	12	14
Returns	4	0

SCORE BY PERIODS	1	2	3	4	OT	PTS
BENGALS	75	71	35	54	3	238
OPPONENTS	38	97	36	64	0	235

SCORING	TD	TD-R	TD-P	TD-Rt	PAT	FG	S	PTS
Chris Bahr	0	0	0	0	25-26	19-27	0	82
Billy Brooks	4	0	4	0	—	—	0	24
Pete Johnson	4	4	0	0	—	—	0	24
Pat McNally	3	0	3	0	—	—	0	18
Ken Anderson	2	2	0	0	—	—	0	12
Isaac Curtis	2	0	2	0	—	—	0	12
Tony Davis	2	2	0	0	—	—	0	12
Reggie Williams	2	0	0	2	—	—	0	12
Glenn Bujnoch	1	1	0	0	—	—	0	6
Boobie Clark	1	1	0	0	—	—	0	6
Jim Corbett	1	0	1	0	—	—	0	6
Lenvil Elliott	1	0	1	0	—	—	0	6
Lemar Parrish	1	0	0	1	—	—	0	6
Willie Shelby	1	0	0	1	—	—	0	6
Bob Trumpy	1	0	1	0	—	—	0	6
BENGALS	26	10	12	4	25-26	19-27	0	238
OPPONENTS	29	15	14	0	26-29	11-18	1	235

Two-point conversions: (NA**).

RUSHING	ATT	YDS	AVG	LG	TD
Pete Johnson	153	585	3.8	65	4
Archie Griffin	137	549	4.0	31	0
Lenvil Elliott	65	269	4.1	32	0
Boobie Clark	68	226	3.3	10t	1
Ken Anderson	26	128	4.9	17t	2
Tony Davis	27	81	3.0	13	2
Tommy Casanova	1	20	20.0	20	0
Glenn Bujnoch	1	4	4.0	4t	1
Pat McNally	1	4	4.0	4	0
Marvin Cobb	1	0	0.0	0	0
John Reaves	5	0	0.0	0	0
Jim Corbett	1	-1	-1.0	-1	0
Billy Brooks	2	-4	-2.0	4	0
BENGALS	488	1861	3.8	65	10
OPPONENTS	525	1897	3.6	38	15

RECEIVING	REC	YDS	AVG	LG	TD
Billy Brooks	39	772	19.8	94t	4
Lenvil Elliott	29	238	8.2	33	1
Archie Griffin	28	240	8.6	24	0
Isaac Curtis	20	338	16.9	54	2
Bob Trumpy	18	251	13.9	32	1
Pat McNally	17	258	15.2	43t	3
John McDaniel	12	148	12.3	31	0
Tony Davis	9	83	9.2	28	0
Jim Corbett	7	127	18.1	47t	1
Boobie Clark	7	33	4.7	11	0
Pete Johnson	5	49	9.8	21	0
Rick Walker	1	13	13.0	13	0
BENGALS	192	2550	13.3	94t	12
OPPONENTS	196	2453	12.5	82t	14

INTERCEPTIONS	NO	YDS	AVG	LG	TD
Lemar Parrish	3	95	31.7	47t	1
Reggie Williams	3	67	22.3	54t	1
Marvin Cobb	2	37	18.5	34	0
Bo Harris	2	17	8.5	10	0
Ken Riley	2	14	7.0	14	0
Jim LeClair	2	8	4.0	8	0
Tommy Casanova	1	0	0.0	0	0
Melvin Morgan	1	0	0.0	0	0
BENGALS	16	238	14.9	54t	2
OPPONENTS	16	192	12.0	41	0

PUNTING	NO	YDS	AVG	NET	TB	IN-20	LG	BLK.
Pat McNally	67	2802	41.8	36.4	3	16	67	1
Chris Bahr	2	88	44.0	47.5	0	2	45	0
BENGALS	70	2890	41.3	36.7	3	18	67	1
OPPONENTS	75	2822	37.6	31.9	5	17	63	2

PUNT RETURNS	NO	FC	YDS	AVG	LG	TD
Tony Davis	19	6	220	11.6	70	0
Willie Shelby	11	3	54	4.9	13	0
Lemar Parrish	4	0	30	7.5	11	0
Steve Holden	3	0	14	4.7	13	0
Jerry Anderson	1	0	0	0.0	0	0
Tommy Casanova	1	1	6	6.0	6	0
Marvin Cobb	1	0	4	4.0	4	0
Reggie Williams	1	0	0	0.0	0	0
BENGALS	41	10	328	8.0	70	0
OPPONENTS	38	—	260	6.8	—	0

KICKOFF RETURNS	NO	YDS	AVG	LG	TD
Willie Shelby	19	403	21.2	38	0
Archie Griffin	9	192	21.3	31	0
Jerry Anderson	8	129	16.1	21	0
Tony Davis	3	42	14.0	18	0
Steve Holden	2	42	21.0	24	0
Lenvil Elliott	1	23	23.0	23	0
Lemar Parrish	1	23	23.0	23	0
Marvin Cobb	1	15	15.0	15	0
Pete Johnson	1	11	11.0	11	0
Greg Fairchild	1	6	6.0	6	0
BENGALS	46	886	19.3	38	0
OPPONENTS	49	1029	21.4	—	0

FIELD GOALS	1-19	20-29	30-39	40-49	50+
Chris Bahr	1-1	10-11	4-8	4-6	0-1
BENGALS	1-1	10-11	4-8	4-6	0-1

Chris Bahr: (25G, 47N, 38N), (—), (35G), (36N, 32G), (—), (24G, 57N, 19G), (39N, 23G, 22G), (47G), (23G, 48N), (43G, 44G, 42G), (32G), (20G, 35G), (37N, 24N, 24G), (24G, 27G, 28G).

PASSING	ATT	CMP	YDS	CMP%	YDS/ATT	TD	TD%	INT	INT%	LG	SKD-YDS	RAT
Ken Anderson	323	166	2145	51.4	6.64	11	3.4	11	3.4	94t	28-197	69.7
John Reaves	59	24	383	40.7	6.49	0	0.0	5	8.5	40	2-17	27.6
Marvin Cobb	1	0	0	0.0	0.00	0	0.0	0	0.0	—	0-0	39.6
Archie Griffin	1	1	18	100.0	18.00	1	100.0	0	0.0	18t	1-3	158.3
Pat McNally	1	1	4	100.0	4.00	0	0.0	0	0.0	4	0-0	83.3
BENGALS	385	192	2550	49.9	6.62	12	3.1	16	4.2	94t	31-217	64.3
OPPONENTS	351	196	2453	55.8	6.99	14	4.0	16	4.6	82t	25-226	72.0

USUAL STARTERS

OFFENSE	DEFENSE
WR Isaac Curtis	LDE Gary Burley
LOT Rufus Mayes	LDT Eddie Edwards
LG John Shimmers	RDT Wilson Whitley
C Glenn Bujnoch	RDE Coy Bacon
RG Bob Johnson	LLB Bo Harris
ROT Dave Lapham	MLB Jim LeClair
TE Vernon Holland	RLB Reggie Williams
WR Bob Trumpy	LCB Lemar Parrish
QB Ken Anderson	RCB Ken Riley
HB Archie Griffin	SS Tommy Casanova
FB Pete Johnson	FS Marvin Cobb

DEFENSE***	ST	AT	TT	SKS-YDS	INT-YDS	PD	FF	FR-YDS
Reggie Williams	104	16	120	0.5-7.5	3-67	2	1	2-0
Jim LeClair	82	26	108	2-21	2-8	3	0	3-0
Eddie Edwards	60	11	71	4-31	0-0	1	1	1-0
Bo Harris	50	17	67	2-20.5	2-17	9	0	0-0
Gary Burley	55	11	66	8.5-71.5	0-0	1	0	1-0
Wilson Whitley	36	13	49	0-0	0-0	5	0	1-0
Ken Riley	43	3	46	0-0	2-14	11	0	1-6
Marvin Cobb	34	8	42	0-0	2-37	4	0	0-0
Jerry Anderson	35	6	41	0-0	0-0	1	1	2-0
Coy Bacon	27	9	36	5.5-45.5	0-0	3	0	2-0
Tommy Casanova	28	6	34	0.5-5	1-0	5	1	1-0
Walter Johnson	28	4	32	1-11	0-0	0	0	0-0
Lemar Parrish	25	2	27	0-0	3-95	12	0	0-0
Melvin Morgan	24	3	27	0-0	1-0	6	0	1-0
Glenn Cameron	16	6	22	0-0	0-0	0	1	0-0
Ray Phillips	15	1	16	0-0	0-0	2	1	1-0
Tony Davis	10	2	12	0-0	0-0	0	0	1-0
Jim Corbett	8	3	11	0-0	0-0	0	0	0-0
Ken Johnson	5	2	7	1-13	0-0	0	0	0-0
Scott Perry	6	0	6	0-0	0-0	0	0	0-0
Willie Shelby	6	0	6	0-0	0-0	0	0	0-0
Steve Holden	2	2	4	0-0	0-0	0	0	1-0
Bob Johnson	2	1	3	0-0	0-0	0	0	0-0
Boobie Clark	2	0	2	0-0	0-0	0	0	0-0
Lenvil Elliott	2	0	2	0-0	0-0	0	0	1-0
Archie Griffin	2	0	2	0-0	0-0	0	0	1-0
Pete Johnson	2	0	2	0-0	0-0	0	0	0-0
Billy Brooks	1	0	1	0-0	0-0	0	0	0-0
Glenn Bujnoch	1	0	1	0-0	0-0	0	0	0-0
Isaac Curtis	1	0	1	0-0	0-0	0	0	0-0
Greg Fairchild	1	0	1	0-0	0-0	0	0	0-0
John McDaniel	1	0	1	0-0	0-0	0	0	1-0
John Reaves	1	0	1	0-0	0-0	0	0	0-0
Rick Walker	1	0	1	0-0	0-0	0	0	0-0
Mike Wells	1	0	1	0-0	0-0	0	0	1-0
Pat McNally	0	0	0	0-0	0-0	0	0	1-0

BLOCKED KICKS	BP	BFG	BXP
Jim LeClair	0	0	1
Scott Perry	1	0	0
Ray Phillips	1	0	0

* NOTE: Time of possession became an official statistic in 1977. However, the game clock at Cincinnati's Oct. 23 game vs. Denver failed, thus no time of possession was documented for that contest. Without that information, it is impossible to determine the correct time of possession averages for both Cincinnati and Denver that season. The Bengals' averages listed above include only their remaining 13 games of '77, and thus are considered incomplete and unofficial.

** NOTE: The two-point conversion was not instituted in the NFL until 1994.

*** NOTE: It was not standard practice to separate the three types of defensive statistics — defense, special teams and miscellaneous — until 1988. Thus, the defensive statistics listed above include the combined totals of all three types. All defensive statistics above are press box statistics produced at the games.

1978 STATISTICS

RECORD: 4-12-0

HEAD COACH: BILL JOHNSON (GAMES 1-5; RECORD 0-5),
HOMER RICE (GAMES 6-16; RECORD 4-7)

DATE	W-L	SCORE	OPPONENT	ATTENDANCE
9-3-78	L	23-24	KANSAS CITY	41,810
9-10-78	L	10-13 (OT)	at Cleveland	72,691
9-17-78	L	3-28	PITTSBURGH	50,260
9-24-78	L	18-20	NEW ORLEANS	40,455
10-1-78	L	12-28	at San Francisco	41,107
10-9-78	L	0-21	at Miami	54,729
10-15-78	L	3-10	NEW ENGLAND	48,699
10-22-78	L	0-5	at Buffalo	47,754
10-29-78	W	28-13	HOUSTON	50,532
11-5-78	L	13-22	at San Diego	43,639
11-13-78	L	21-34	OAKLAND	51,374
11-19-78	L	6-7	at Pittsburgh	47,578
11-26-78	L	10-17	at Houston	43,245
12-3-78	W	37-7	ATLANTA	25,336
12-11-78	W	20-19	at Los Angeles	47,471
12-17-78	W	48-16	CLEVELAND	46,985

TEAM STATISTICS	BENGALS	OPPONENTS
TOTAL FIRST DOWNS	271	269
Rushing	105	121
Passing	141	118
Penalty	25	30
3rd Down: Made-Att	—	—
3rd Down Pct.	—	—
4th Down: Made-Att	—	—
4th Down Pct.	—	—
POSSESSION AVG.	29:58	30:02
TOTAL NET YARDS	4872	4632
Avg. Per Game	304.5	289.5
Total Plays	1034	1036
Avg. Per Play	4.7	4.5
NET YARDS RUSHING	2131	2396
Avg. Per Game	133.2	149.8
Total Rushes	526	607
NET YARDS PASSING	2741	2236
Avg. Per Game	171.3	139.8
Sacked-Yards Lost	38-298	33-284
Gross Yards	3039	2520
Att.-Completions	470-250	396-193
Completion Pct.	53.2	48.7
Had Intercepted	30	20
PUNTS-AVG.	95-42.4	108-41.6
Net Punting Avg.	34.1	37.1
PENALTIES-YARDS	110-956	123-1074
FUMBLES-BALLS LOST	36-19	36-17
TOUCHDOWNS	29	34
Rushing	10	16
Passing	14	14
Returns	5	4

SCORE BY PERIODS	1	2	3	4	OT	PTS
BENGALS	30	79	46	97	0	252
OPPONENTS	66	106	53	56	3	284

SCORING	TD	TD-R	TD-P	TD-Rt	PAT	FG	S	PTS
Chris Bahr	0	0	0	0	26-29	16-30	0	74
Pete Johnson	7	7	0	0	—	—	0	42
Don Bass	5	0	4	1	—	—	0	30
Isaac Curtis	3	0	3	0	—	—	0	18
Archie Griffin	3	0	3	0	—	—	0	18
Scott Perry	3	0	0	3	—	—	0	18
Billy Brooks	2	0	2	0	—	—	0	12
Tony Davis	2	2	0	0	—	—	0	12
Rick Walker	2	0	2	0	—	—	0	12
Ken Anderson	1	1	0	0	—	—	0	6
Dick Jauron	1	0	0	1	—	—	0	6
Gary Burley	0	0	0	0	—	—	1	2
(team)	—	—	—	—	—	—	1	2
BENGALS	29	10	14	5	26-29	16-30	2	252
OPPONENTS	34	16	14	4	30-34	16-23	1	284

Two-point conversions: (NA*).

RUSHING	ATT	YDS	AVG	LG	TD
Pete Johnson	180	762	4.2	50t	7
Archie Griffin	132	484	3.7	30	0
Deacon Turner	84	333	4.0	65	0
Boobie Clark	40	187	4.7	20	0
Ken Anderson	29	167	5.8	16	1
Lenvil Elliott	29	75	2.6	12	0
Tony Davis	21	57	2.7	15	2
John Reaves	6	50	8.3	20	0
Tom Dinkel	1	20	20.0	20	0
Isaac Curtis	1	1	1.0	1	0
Rob Hertel	1	0	0.0	0	0
Dennis Law	1	-1	-1.0	-1	0
Don Bass	1	-4	-4.0	-4	0
BENGALS	526	2131	4.1	65	10
OPPONENTS	607	2396	3.9	70t	16

RECEIVING	REC	YDS	AVG	LG	TD
Isaac Curtis	47	737	15.7	57	3
Archie Griffin	35	284	8.1	27	3
Pete Johnson	31	236	7.6	34	0
Billy Brooks	30	506	16.9	45	2
Don Bass	27	447	16.6	51t	4
Pat McNally	15	189	12.6	49	0
Jim Corbett	12	187	15.6	51	0
Rick Walker	12	126	10.5	28	2
Lenvil Elliott	12	100	8.3	18	0
Boobie Clark	11	73	6.6	26	0
Deacon Turner	11	50	4.5	8	0
Dennis Law	5	81	16.2	20	0
Tony Davis	2	23	11.5	14	0
BENGALS	250	3039	12.2	57	14
OPPONENTS	193	2520	13.1	53	14

INTERCEPTIONS	NO	YDS	AVG	LG	TD
Dick Jauron	4	52	13.0	24t	1
Scott Perry	3	59	19.7	39t	2
Ken Riley	3	33	11.0	17	0
Louis Breeden	3	25	8.3	18	0
Melvin Morgan	1	64	64.0	64	0
Ron Shumon	1	48	48.0	48	0
Marvin Cobb	1	13	13.0	13	0
Jim LeClair	1	11	11.0	11	0
Reggie Williams	1	11	11.0	11	0
Eddie Edwards	1	2	2.0	2	0
Tom Dinkel	1	1	1.0	1	0
BENGALS	20	319	16.0	64	3
OPPONENTS	30	211	7.0	40	2

PUNTING	NO	YDS	AVG	NET	TB	IN-20	LG	BLK.
Pat McNally	91	3919	43.1	34.7	10	25	65	0
Chris Bahr	4	108	27.0	20.5	1	2	41	0
BENGALS	95	4027	42.4	34.1	11	27	65	0
OPPONENTS	108	4496	41.6	37.1	11	37	70	1

PUNT RETURNS	NO	FC	YDS	AVG	LG	TD
Dennis Law	25	4	106	4.2	17	0
Tony Davis	22	8	130	5.9	12	0
Louis Breeden	6	1	-12	-2.0	1	0
Don Bass	3	0	8	2.7	7	0
Dick Jauron	3	2	32	10.7	15	0
BENGALS	59	15	264	4.5	17	0
OPPONENTS	58	—	564	9.7	—	0

KICKOFF RETURNS	NO	YDS	AVG	LG	TD
Ray Griffin	37	787	21.3	39	0
Don Bass	7	138	19.7	33	0
Archie Griffin	4	94	23.5	26	0
Tony Davis	3	51	17.0	21	0
Dennis Law	2	30	15.0	17	0
Deacon Turner	1	24	24.0	24	0
Jim Corbett	1	15	15.0	15	0
Louis Breeden	1	12	12.0	12	0
Boobie Clark	1	11	11.0	11	0
Ted Vincent	1	2	2.0	2	0
BENGALS	58	1164	20.1	39	0
OPPONENTS	49	1105	22.6	—	0

FIELD GOALS	1-19	20-29	30-39	40-49	50+
Chris Bahr	0-0	5-7	4-8	6-12	1-3
BENGALS	0-0	5-7	4-8	6-12	1-3

Chris Bahr: (42G), (30B, 37N, 37G), (50N, 33G), (47N, 42G, 22G, 20G), (46G), (29B), (25N, 52G, 44N, 51N), (—), (45N), (49N), (—), (48N, 29G, 48G), (38N, 34G), (46N, 32G), (24G, 37B, 42G), (23G, 49G).

PASSING	ATT	CMP	YDS	CMP%	YDS/ATT	TD	TD%	INT	INT%	LG	SKD-YDS	RAT
Ken Anderson	319	173	2219	54.2	6.96	10	3.1	22	6.9	57	30-237	58.0
John Reaves	144	74	790	51.4	5.49	3	2.1	8	5.6	51t	8-61	51.6
Rob Hertel	4	1	9	25.0	2.25	0	0.0	0	0.0	9	0-0	39.6
Archie Griffin	3	2	21	66.7	7.00	1	33.3	0	0.0	18	0-0	126.4
BENGALS	470	250	3039	53.2	6.47	14	3.0	30	6.4	57	38-298	56.7
OPPONENTS	396	193	2520	48.7	6.36	14	3.5	20	5.1	53	33-284	60.0

USUAL STARTERS

OFFENSE	DEFENSE
WR Isaac Curtis	LDE Gary Burley
LOT Mike Wilson,	LDT Wilson Whitley
Rufus Mayes	RDT Eddie Edwards
LG Glenn Bujnoch	RDE Ross Browner
C Blair Bush	LLB Glenn Cameron
RG Dave Lapham	MLB Jim LeClair
ROT Vernon Holland	RLB Reggie Williams
TE Don Bass	LCB Louis Breeden
WR Billy Brooks	RCB Ken Riley
QB Ken Anderson	SS Marvin Cobb
HB Archie Griffin,	FS Scott Perry
Deacon Turner	
FB Pete Johnson,	
Boobie Clark	

DEFENSE**	ST	AT	TT	SKS-YDS	INT-YDS	PD	FF	FR-YDS
Jim LeClair	91	27	118	2-22	1-11	2	1	0-0
Glenn Cameron	63	30	93	3-23	0-0	4	0	0-0
Reggie Williams	69	17	86	3-20	1-11	10	1	1-30
Gary Burley	63	19	82	4-29	0-0	2	2	0-0
Louis Breeden	60	9	69	1-4	3-25	12	0	0-0
Ross Browner	53	16	69	6.5-73.5	0-0	2	2	3-21
Marvin Cobb	50	12	62	0-0	1-13	12	0	0-0
Wilson Whitley	43	15	58	3-30	0-0	2	0	2-10
Eddie Edwards	45	12	57	5.5-39.5	1-2	0	0	2-0
Tom Dinkel	30	11	41	2-16	1-1	1	1	3-0
Dick Jauron	29	12	41	1-15	4-52	4	0	0-0
Scott Perry	35	14	49	0-0	3-59	8	0	1-0
Ken Riley	26	2	28	0-0	3-33	11	0	1-0
Tom DePaso	15	5	20	0-0	0-0	0	1	0-0
Melvin Morgan	14	6	20	0-0	1-64	3	1	0-0
Ron Shumon	6	5	11	0-0	1-48	0	0	0-0
Boobie Clark	10	0	10	0-0	0-0	0	0	0-0
Jim Corbett	9	1	10	0-0	0-0	0	0	0-0
Ted Vincent	6	4	10	0-0	0-0	1	0	0-0
Ray Griffin	9	0	9	0-0	0-0	0	0	1-0
Tony Davis	8	1	9	0-0	0-0	0	0	0-0
Bo Harris	7	0	7	2-12	0-0	2	0	1-0
Blair Bush	6	1	7	0-0	0-0	0	0	0-0
Chris Devlin	3	3	6	0-0	0-0	0	0	0-0
Tom Ruud	5	0	5	0-0	0-0	0	0	0-0
Don Bass	4	0	4	0-0	0-0	0	0	1-0
Lenvil Elliott	3	0	3	0-0	0-0	0	0	0-0
Ray Phillips	3	0	3	0-0	0-0	0	0	0-0
Dave Purefory	3	0	3	0-0	0-0	0	0	0-0
Archie Griffin	2	0	2	0-0	0-0	0	0	1-0
Bob Johnson	2	0	2	0-0	0-0	0	0	0-0
Dave Lapham	2	0	2	0-0	0-0	0	0	0-0
Dennis Law	2	0	2	0-0	0-0	0	0	0-0
Chris Bahr	1	1	2	0-0	0-0	0	0	0-0
Isaac Curtis	1	0	1	0-0	0-0	0	0	0-0
Pat McNally	1	0	1	0-0	0-0	0	0	0-0
Deacon Turner	0	1	1	0-0	0-0	0	0	0-0

BLOCKED KICKS	BP	BFG	BXP
Scott Perry	1	0	0

* NOTE: The two-point conversion was not instituted in the NFL until 1994.

** NOTE: It was not standard practice to separate the three types of defensive statistics — defense, special teams and miscellaneous — until 1988. Thus, the defensive statistics listed above include the combined totals of all three types. All defensive statistics above are press box statistics produced at the games.

1979 STATISTICS

RECORD: 4-12-0

HEAD COACH: HOMER RICE

DATE	W-L	SCORE	OPPONENT	ATTENDANCE
9-2-79	L	0-10	at Denver	74,788
9-9-79	L	24-51	at Buffalo	43,504
9-16-79	L	14-20	NEW ENGLAND	41,805
9-23-79	L	27-30 (OT)	HOUSTON	45,615
9-30-79	L	13-38	at Dallas	63,179
10-7-79	L	7-10	KANSAS CITY	40,041
10-14-79	W	34-10	PITTSBURGH	52,381
10-21-79	L	27-28	at Cleveland	75,119
10-28-79	W	37-13	PHILADELPHIA	42,036
11-4-79	L	28-38	at Baltimore	37,740
11-11-79	L	24-26	SAN DIEGO	40,782
11-18-79	L	21-42	at Houston	49,829
11-25-79	W	34-28	ST. LOUIS	25,103
12-2-79	L	17-37	at Pittsburgh	46,521
12-9-79	L	14-28	at Washington	52,882
12-16-79	W	16-12	CLEVELAND	42,183

TEAM STATISTICS	BENGALS	OPPONENTS
TOTAL FIRST DOWNS	289	334
Rushing	138	133
Passing	131	175
Penalty	20	26
3rd Down: Made-Att.	—	—
3rd Down Pct.	—	—
4th Down: Made-Att.	—	—
4th Down Pct.	—	—
POSSESSION AVG.	30:48	29:12
TOTAL NET YARDS	4639	5911
Avg. Per Game	289.9	369.4
Total Plays	1049	1052
Avg. Per Play	4.4	5.6
NET YARDS RUSHING	2329	2219
Avg. Per Game	145.6	138.7
Total Rushes	560	528
NET YARDS PASSING	2310	3692
Avg. Per Game	144.4	230.8
Sacked-Yards Lost	63-511	32-216
Gross Yards	2821	3908
Att.-Completions	426-228	492-275
Completion Pct.	53.5	55.9
Had Intercepted	15	20
PUNTS-AVG.	91-40.4	71-39.6
Net Punting Avg.	34.2	33.5
PENALTIES-YARDS	88-744	101-871
FUMBLES-BALLS LOST	24-14	39-24
TOUCHDOWNS	43	52
Rushing	23	22
Passing	17	27
Returns	3	3

SCORE BY PERIODS	1	2	3	4	OT	PTS
BENGALS	83	115	75	64	0	337
OPPONENTS	57	140	106	115	3	421

SCORING	TD	TD-R	TD-P	TD-Rt	PAT	FG	S	PTS
Pete Johnson	15	14	1	0	—	—	0	90
Chris Bahr	0	0	0	0	40-42	13-23	0	79
Isaac Curtis	8	0	8	0	—	—	0	48
Jack Thompson	5	5	0	0	—	—	0	30
Don Bass	3	0	3	0	—	—	0	18
Ken Anderson	2	2	0	0	—	—	0	12
Archie Griffin	2	0	2	0	—	—	0	12
Charles Alexander	1	1	0	0	—	—	0	6
Billy Brooks	1	0	1	0	—	—	0	6
Ray Griffin	1	0	0	1	—	—	0	6
Howie Kurnick	1	0	0	1	—	—	0	6
Jim LeClair	1	0	0	1	—	—	0	6
Dan Ross	1	0	1	0	—	—	0	6
Deacon Turner	1	1	0	0	—	—	0	6
Rick Walker	1	0	1	0	—	—	0	6
BENGALS	43	23	17	3	40-43	13-23	0	337
OPPONENTS	52	22	27	3	49-52	20-27	0	421

Two-point conversions: (NA).

PASSING	ATT	CMP	YDS	CMP%	YDS/ATT	TD	TD%	INT	INT%	LG	SKD-YDS	RAT
Ken Anderson	339	189	2340	55.8	6.90	16	4.7	10	2.9	73t	46-324	80.7
Jack Thompson	87	39	481	44.8	5.53	1	1.1	5	5.7	50	16-178	42.4
Steve Kreider	0	0	0	—	—	0	—	0	—	—	1-9	—
BENGALS	426	228	2821	53.5	6.62	17	4.0	15	3.5	73t	63-511	72.9
OPPONENTS	492	275	3908	55.9	7.94	27	5.5	20	4.1	59	32-216	83.1

RUSHING	ATT	YDS	AVG	LG	TD
Pete Johnson	243	865	3.6	35t	14
Archie Griffin	140	688	4.9	63	0
Charles Alexander	88	286	3.3	17	1
Ken Anderson	28	235	8.4	21	2
Jack Thompson	21	116	5.5	21	5
Deacon Turner	28	86	3.1	10	1
Don Bass	4	35	8.8	14	0
Pat McNally	1	18	18.0	18	0
Tom Dinkel	2	14	7.0	9	0
Steve Kreider	2	0	0.0	0	0
Nathan Poole	1	-3	-3.0	-3	0
Isaac Curtis	2	-11	-5.5	-4	0
BENGALS	560	2329	4.2	63	23
OPPONENTS	528	2219	4.2	36	22

RECEIVING	REC	YDS	AVG	LG	TD
Don Bass	58	724	12.5	50	3
Archie Griffin	43	417	9.7	52t	2
Dan Ross	41	516	12.6	41	1
Isaac Curtis	32	605	18.9	67t	8
Pete Johnson	24	154	6.4	15t	1
Charles Alexander	11	91	8.3	13	0
Billy Brooks	8	214	26.8	73t	1
Jim Corbett	3	34	11.3	15	0
Steve Kreider	3	20	6.7	8	0
Deacon Turner	2	18	9.0	10	0
Pat McNally	1	24	24.0	24	0
Rick Walker	1	14	14.0	14t	1
Nathan Poole	1	-10	-10.0	-10	0
BENGALS	228	2821	12.4	73t	17
OPPONENTS	275	3908	14.2	59	27

INTERCEPTIONS	NO	YDS	AVG	LG	TD
Dick Jauron	6	41	6.8	12	0
Ray Griffin	4	167	41.8	96t	1
Marvin Cobb	3	19	6.3	14	0
Reggie Williams	2	5	2.5	3	0
Jim Browner	1	15	15.0	15	0
Scott Perry	1	11	11.0	11	0
Wilson Whitley	1	2	2.0	2	0
Jim LeClair	1	0	0.0	0	0
Ken Riley	1	0	0.0	0	0
BENGALS	20	260	13.0	96t	1
OPPONENTS	15	305	20.3	68	2

PUNTING	NO	YDS	AVG	NET	TB	IN-20	LG	BLK.
Pat McNally	89	3678	41.3	34.2	12	19	61	2
BENGALS	91	3678	40.4	34.2	12	19	61	2
OPPONENTS	71	2812	39.6	33.5	6	18	56	0

PUNT RETURNS	NO	FC	YDS	AVG	LG	TD
Vaughn Lusby	32	4	260	8.1	40	0
Mike Levenseller	8	2	46	5.8	21	0
Scott Burk	1	1	0	0.0	0	0
Dick Jauron	1	2	10	10.0	10	0
BENGALS	42	9	316	7.5	40	0
OPPONENTS	48	—	325	6.8	—	0

KICKOFF RETURNS	NO	YDS	AVG	LG	TD
Deacon Turner	55	1149	20.9	36	0
Nathan Poole	7	128	18.3	24	0
Vaughn Lusby	6	92	15.3	28	0
Jim Browner	6	87	14.5	26	0
Howie Kurnick	4	60	15.0	20	0
Ross Browner	2	29	14.5	15	0
Ray Griffin	1	15	15.0	15	0
BENGALS	81	1560	19.3	36	0
OPPONENTS	63	1258	20.0	—	0

FIELD GOALS	1-19	20-29	30-39	40-49	50+
Chris Bahr	0-0	4-6	3-7	4-8	2-2
BENGALS	0-0	4-6	3-7	4-8	2-2

Chris Bahr: (—), (24G), (37N), (48N, 55G, 32N, 52G), (48G, 38G), (43N), (49N), (25N), (24G, 24G, 43G), (38N), (28G), (—), (38G, 33G, 27N), (37N, 46G), (—), (43G, 46N).

USUAL STARTERS

OFFENSE	DEFENSE
WR Don Bass	LDE Gary Burley
LOT Mike Wilson	LDT Eddie Edwards
LG Glenn Bujnoch	RDT Wilson Whitley
C Blair Bush	RDE Ross Browner
RG Dave Lapham	LLB Bo Harris
ROT Vernon Holland	MLB Jim LeClair
TE Dan Ross	RLB Reggie Williams
WR Isaac Curtis	LCB Louis Breeden
QB Ken Anderson	RCB Ken Riley
HB Archie Griffin	SS Marvin Cobb
FB Pete Johnson	FS Dick Jauron

DEFENSE **	ST	AT	TT	SKS-YDS	INT-YDS	PD	FF	FR-YDS
Jim LeClair	92	46	138	0-0	1-0	5	0	1-27
Reggie Williams	66	25	91	3-16	2-5	5	2	1-0
Bo Harris	59	18	77	4-33	0-0	4	1	0-0
Dick Jauron	55	18	73	0-0	6-41	5	2	3-0
Marvin Cobb	50	17	67	0-0	3-19	7	0	0-0
Gary Burley	56	10	66	5-40	0-0	2	0	0-0
Ross Browner	48	16	64	6-36.5	0-0	2	1	2-0
Jim Browner	48	13	61	0-0	1-15	4	2	1-0
Eddie Edwards	40	15	55	4.5-40	0-0	2	0	2-0
Wilson Whitley	32	11	43	3.5-19.5	1-2	3	1	2-0
Ken Riley	33	9	42	0-0	1-0	13	0	3-31
Tom Dinkel	31	11	42	1-1	0-0	1	0	0-0
Glenn Cameron	29	12	41	0-0	0-0	1	0	0-0
Scott Perry	23	9	32	0-0	1-11	3	0	0-0
Ray Griffin	30	1	31	0-0	4-167	6	0	1-0
Mike White	20	8	28	2-16	0-0	0	0	0-0
Louis Breeden	17	5	22	0-0	0-0	5	0	0-0
Mack Mitchell	13	7	20	3-14	0-0	1	0	0-0
Tom Ruud	14	5	19	0-0	0-0	0	0	0-0
Howie Kurnick	16	1	17	0-0	0-0	0	2	2-38
Mike Levenseller	14	2	16	0-0	0-0	0	0	2-0
Vaughn Lusby	11	1	12	0-0	0-0	0	1	2-0
Scott Burk	4	1	5	0-0	0-0	0	0	1-0
Nathan Poole	4	1	5	0-0	0-0	0	0	1-0
Jim Corbett	3	0	3	0-0	0-0	0	0	0-0
Rick Walker	3	0	3	0-0	0-0	0	0	0-0
Mike Wilson	2	0	2	0-0	0-0	0	0	0-0
Charles Alexander	1	0	1	0-0	0-0	0	0	0-0
Chris Bahr	1	0	1	0-0	0-0	0	0	0-0
Blair Bush	1	0	1	0-0	0-0	0	0	0-0
Isaac Curtis	1	0	1	0-0	0-0	0	0	0-0
Pete Johnson	1	0	1	0-0	0-0	0	0	0-0
Dave Lapham	1	0	1	0-0	0-0	0	0	0-0
Max Montoya	1	0	1	0-0	0-0	0	0	0-0

BLOCKED KICKS	BP	BFG	BXP
Gary Burley	0	1	0
Marvin Cobb	0	1	0

* NOTE: The two-point conversion was not instituted in the NFL until 1994.

** NOTE: It was not standard practice to separate the three types of defensive statistics — defense, special teams and miscellaneous — until 1988. Thus, the defensive statistics listed above include the combined totals of all three types. All defensive statistics above are press box statistics produced at the games.

1980 STATISTICS

RECORD: 6-10-0

HEAD COACH: FORREST GREGG

DATE	W-L	SCORE	OPPONENT	ATTENDANCE
9-7-80	L	12-17	TAMPA BAY	43,211
9-14-80	L	16-17	at Miami	38,322
9-21-80	W	30-28	PITTSBURGH	52,490
9-28-80	L	10-13	HOUSTON	50,413
10-5-80	L	9-14	at Green Bay	55,006
10-12-80	W	17-16	at Pittsburgh	53,668
10-19-80	W	14-0	MINNESOTA	44,487
10-26-80	L	3-23	at Houston	49,189
11-2-80	L	14-31	SAN DIEGO	46,406
11-9-80	L	17-28	at Oakland	44,132
11-16-80	L	0-14	BUFFALO	40,836
11-23-80	L	7-31	at Cleveland	79,253
11-30-80	W	20-6	at Kansas City	41,594
12-7-80	W	34-33	BALTIMORE	35,651
12-14-80	W	17-14 (OT)	at Chicago	48,808
12-21-80	L	24-27	CLEVELAND	50,058

TEAM STATISTICS	BENGALS	OPPONENTS
TOTAL FIRST DOWNS	283	286
Rushing	111	111
Passing	147	154
Penalty	25	21
3rd Down: Made-Att.	—	—
3rd Down Pct.	—	—
4th Down: Made-Att.	—	—
4th Down Pct.	—	—
POSSESSION AVG.	30:57	29:03
TOTAL NET YARDS	4884	4804
Avg. Per Game	305.3	300.3
Total Plays	1060	995
Avg. Per Play	4.6	4.8
NET YARDS RUSHING	2069	1680
Avg. Per Game	129.3	105.0
Total Rushes	513	469
NET YARDS PASSING	2815	3124
Avg. Per Game	175.9	195.3
Sacked-Yards Lost	37-287	35-302
Gross Yards	3102	3426
Att.-Completions	510-281	491-284
Completion Pct.	55.1	57.8
Had Intercepted	25	20
PUNTS-AVG.	87-39.7	72-38.5
Net Punting Avg.	31.3	33.3
PENALTIES-YARDS	118-949	106-809
FUMBLES-BALLS LOST	22-8	44-22
TOUCHDOWNS	28	38
Rushing	9	13
Passing	17	22
Returns	2	3

SCORE BY PERIODS	1	2	3	4	OT	PTS
BENGALS	80	65	30	66	3	244
OPPONENTS	17	109	85	101	0	312

SCORING	TD	TD-R	TD-P	TD-Rt	PAT	FG	S	PTS
Ian Sunter	0	0	0	0	15-15	0	48	0
Pete Johnson	7	6	1	0	—	—	0	42
Don Bass	6	0	6	0	—	—	0	36
Dan Ross	4	0	4	0	—	—	0	24
Jim Breech	0	0	0	0	11-12	4-7	0	23
Isaac Curtis	3	0	3	0	—	—	0	18
Charles Alexander	2	2	0	0	—	—	0	12
Ray Griffin	2	0	0	2	—	—	0	12
Pat McNally	2	0	2	0	—	—	0	12
Jack Thompson	1	1	0	0	—	—	0	6
Deacon Turner	1	0	1	0	—	—	0	6
Reggie Williams	0	0	0	0	—	—	1	2
Sandro Vitiello	0	0	0	0	1-1	0-2	0	1
(team)	—	—	—	—	—	—	1	2
BENGALS	28	9	17	2	27-28	15-29	2	244
OPPONENTS	38	13	22	3	36-38	16-27	0	312

Two-point conversions: (NA*).

RUSHING	ATT	YDS	AVG	LG	TD
Pete Johnson	186	747	4.0	57t	6
Charles Alexander	169	702	4.2	37	2
Archie Griffin	85	260	3.1	14	0
Deacon Turner	30	130	4.3	24	0
Ken Anderson	16	122	7.6	20	0
Jack Thompson	18	84	4.7	15	1
Cleotha Montgomery	1	12	12.0	12	0
Mike Levenseller	1	6	6.0	6	0
Nathan Poole	5	6	1.2	7	0
M.L. Harris	1	0	0.0	0	0
Pat McNally	1	0	0.0	0	0
BENGALS	513	2069	4.0	57t	9
OPPONENTS	469	1680	3.6	55t	13

RECEIVING	REC	YDS	AVG	LG	TD
Dan Ross	56	724	12.9	37	4
Isaac Curtis	43	610	14.2	67t	3
Charles Alexander	36	192	5.3	23	0
Don Bass	32	409	12.8	55t	6
Archie Griffin	28	196	7.0	19	0
Pete Johnson	21	172	8.2	28t	1
Pat McNally	18	269	14.9	59t	2
Steve Kreider	17	272	16.0	30	0
Deacon Turner	12	73	6.1	15t	1
M.L. Harris	10	137	13.7	26	0
Jim Corbett	3	28	9.3	12	0
Mike Levenseller	2	30	15.0	22	0
Nathan Poole	2	-4	-2.0	3	0
Anthony Munoz	1	-6	-6.0	-6	0
BENGALS	281	3102	11.0	67t	17
OPPONENTS	284	3426	12.1	68t	22

INTERCEPTIONS	NO	YDS	AVG	LG	TD
Louis Breeden	7	91	13.0	29	0
Glenn Cameron	3	43	14.3	27	0
Ken Riley	3	9	3.0	9	0
Ray Griffin	2	80	40.0	52t	2
Reggie Williams	2	8	4.0	8	0
Dick Jauron	1	11	11.0	11	0
Bryan Hicks	1	8	8.0	8	0
Greg Bright	1	5	5.0	5	0
BENGALS	20	255	12.8	52t	2
OPPONENTS	25	351	14.0	47	0

PUNTING	NO	YDS	AVG	NET	TB	IN-20	LG	BLK.
Pat McNally	83	3390	40.8	31.5	12	21	61	2
Jim Breech	2	67	33.5	22.5	1	1	37	0
BENGALS	87	3457	39.7	31.3	13	22	61	2
OPPONENTS	72	2773	38.5	33.3	6	16	57	0

PUNT RETURNS	NO	FC	YDS	AVG	LG	TD
Cleotha Montgomery	31	7	223	7.2	42	0
Jo-Jo Heath	6	1	29	4.8	11	0
Greg Bright	1	0	0	0.0	0	0
Reggie Williams	1	0	0	0.0	0	0
BENGALS	39	8	252	6.5	42	0
OPPONENTS	46	—	478	10.4	—	0

KICKOFF RETURNS	NO	YDS	AVG	LG	TD
Cleotha Montgomery	44	843	19.2	40	0
Deacon Turner	9	173	19.2	31	0
Bryan Hicks	5	87	17.4	21	0
Jo-Jo Heath	3	51	17.0	21	0
Steve Kreider	1	19	19.0	19	0
Jim Browner	2	10	5.0	10	0
Nathan Poole	1	8	8.0	8	0
Ron Simpkins	3	8	2.7	8	0
BENGALS	68	1199	17.6	40	0
OPPONENTS	57	1180	20.7	—	1

FIELD GOALS	1-19	20-29	30-39	40-49	50+
Ian Sunter	0-0	7-7	3-7	1-5	0-1
Jim Breech	0-0	2-2	1-2	1-3	0-0
Sandro Vitiello	0-0	0-0	0-2	0-0	0-0
BENGALS	0-0	9-9	4-11	2-8	0-1

Ian Sunter: (35G), (48N, 46N), (32N, 21G, 42G, 27G), (26G), (20G, 31G, 34G), (24G, 52N, 38N), (33N), (23G, 43N), (35N), (29G, 43N), (—), (—), (—), (—), (—), (—).

Sandro Vitiello: (—), (—), (—), (—), (—), (—), (—), (—), (—), (—), (—), (30B, 33N), (—), (—), (—), (—).

Jim Breech: (—), (—), (—), (—), (—), (—), (—), (—), (—), (—), (—), (—), (47N), (21G, 32G), (28G, 45N), (33N, 42G).

PASSING	ATT	CMP	YDS	CMP%	YDS/ATT	TD	TD%	INT	INT%	LG	SKD-YDS	RAT
Ken Anderson	275	166	1778	60.4	6.47	6	2.2	13	4.7	67t	24-174	66.9
Jack Thompson	234	115	1324	49.1	5.66	11	4.7	12	5.1	59t	13-113	60.9
Steve Kreider	1	0	0	0.0	0.00	0	0.0	0	0.0	—	0-0	39.6
BENGALS	510	281	3102	55.1	6.08	17	3.3	25	4.9	67t	37-287	64.0
OPPONENTS	491	284	3426	57.8	6.98	22	4.5	20	4.1	68t	35-302	77.3

USUAL STARTERS

OFFENSE	DEFENSE
WR Don Bass	LDE Eddie Edwards
LOT Anthony Munoz	NT Wilson Whitley
LG Glenn Bujnoch	RDE Ross Browner
C Blair Bush	LOLB Tom Dinkel,
RG Max Montoya	Bo Harris
ROT Mike Wilson	LILB Jim LeClair
TE Dan Ross	RILB Glenn Cameron
WR Isaac Curtis	ROLB Reggie Williams
QB Ken Anderson	LCB Ray Griffin
HB Charles Alexander,	RCB Ken Riley
Archie Griffin	SS Greg Bright
Pete Johnson,	FS Dick Jauron
Charles Alexander	

DEFENSE**	ST	AT	TT	SKS-YDS	INT-YDS	PD	FF	FR-YDS
Jim LeClair	74	24	98	0-0	0-0	7	0	1-0
Glenn Cameron	74	12	86	0-0	3-43	2	2	1-0
Reggie Williams	64	16	80	2-22	2-8	3	0	1-0
Tom Dinkel	49	14	63	1-11	0-0	2	0	3-0
Ray Griffin	50	8	58	0-0	2-80	8	1	2-14
Ross Browner	47	11	58	8-74	0-0	5	0	1-0
Bo Harris	44	11	55	2-11	0-0	3	2	2-15
Ken Riley	51	3	54	0-0	3-9	14	0	1-0
Bryan Hicks	46	6	52	1-10	1-8	4	1	1-0
Dick Jauron	40	9	49	0-0	1-11	3	1	1-0
Greg Bright	37	10	47	1-10	1-5	2	1	3-0
Eddie Edwards	42	1	43	12-105	0-0	1	0	1-0
Louis Breeden	38	0	38	0-0	7-91	12	0	0-0
Ron Simpkins	26	10	36	1-0	0-0	2	1	1-0
Wilson Whitley	25	7	32	2-16	0-0	0	0	0-0
Rick Razzano	11	4	15	0-0	0-0	0	0	1-0
Nathan Poole	10	1	11	0-0	0-0	0	1	1-0
Mike St. Clair	10	1	11	5-43	0-0	0	0	0-0
Gary Burley	9	0	9	0-0	0-0	1	0	0-0
Mike Levenseller	7	1	8	0-0	0-0	0	0	0-0
M.L. Harris	7	0	7	0-0	0-0	0	0	0-0
Mike White	6	1	7	0-0	0-0	0	0	0-0
Andrew Melontree	6	0	6	0-0	0-0	0	0	1-0
Blair Bush	4	1	5	0-0	0-0	0	0	0-0
Rod Horn	3	1	4	0-0	0-0	1	0	0-0
Jo-Jo Heath	3	0	3	0-0	0-0	1	0	0-0
Mike Wilson	3	0	3	0-0	0-0	0	0	0-0
Shafer Suggs	2	1	3	0-0	0-0	0	0	0-0
Jim Breech	2	0	2	0-0	0-0	0	0	0-0
Jim Browner	2	0	2	0-0	0-0	1	0	0-0
Bill Glass	2	0	2	0-0	0-0	0	0	0-0
Blake Moore	2	0	2	0-0	0-0	0	0	0-0
Anthony Munoz	2	0	2	0-0	0-0	0	0	0-0
Dan Ross	2	0	2	0-0	0-0	0	0	0-0
Charles Alexander	1	0	1	0-0	0-0	0	0	0-0
Glenn Bujnoch	1	0	1	0-0	0-0	0	0	0-0
Jim Corbett	1	0	1	0-0	0-0	0	0	0-0
Isaac Curtis	1	0	1	0-0	0-0	0	0	0-0
Archie Griffin	1	0	1	0-0	0-0	0	0	0-0
Dave Lapham	1	0	1	0-0	0-0	0	0	0-0
Cleotha Montgomery	1	0	1	0-0	0-0	0	0	0-0
Max Montoya	1	0	1	0-0	0-0	0	0	0-0
Jack Thompson	1	0	1	0-0	0-0	0	0	0-0

BLOCKED KICKS	BP	BFG	BXP
Bill Glass	0	1	0
Mike White	0	1	1

* NOTE: The two-point conversion was not instituted in the NFL until 1994.

** NOTE: It was not standard practice to separate the three types of defensive statistics — defense, special teams and miscellaneous — until 1988. Thus, the defensive statistics listed above include the combined totals of all three types. All defensive statistics above are press box statistics produced at the games.

1981 STATISTICS

RECORD: 12-4-0

HEAD COACH: FORREST GREGG

(BENGALS WON AFC CENTRAL DIVISION; SEE POSTSEASON PORTION OF TEAM HISTORY SECTION FOR POSTSEASON STATS)

DATE	W-L	SCORE	OPPONENT	ATTENDANCE
9-6-81	W	27-21	SEATTLE	41,177
9-13-81	W	31-30	at N.Y. Jets	49,454
9-20-81	L	17-20	CLEVELAND	52,170
9-27-81	W	27-24 (OT)	BUFFALO	46,418
10-4-81	L	10-17	at Houston	44,350
10-11-81	W	41-19	at Baltimore	33,060
10-18-81	W	34-7	PITTSBURGH	57,090
10-25-81	L	7-17	at New Orleans	46,336
11-1-81	W	34-21	HOUSTON	54,736
11-8-81	W	40-17	at San Diego	51,259
11-15-81	W	24-10	LOS ANGELES	56,836
11-22-81	W	38-21	DENVER	57,207
11-29-81	W	41-21	at Cleveland	75,186
12-6-81	L	3-21	SAN FRANCISCO	56,796
12-13-81	W	17-10	at Pittsburgh	50,623
12-20-81	W	30-28	at Atlanta	35,972

TEAM STATISTICS	BENGALS	OPPONENTS
TOTAL FIRST DOWNS.....	361	324
Rushing.....	124	126
Passing.....	210	167
Penalty.....	27	31
3rd Down: Made-Att.....	100-221	96-226
3rd Down Pct.....	45.2	42.5
4th Down: Made-Att.....	—	—
4th Down Pct.....	—	—
POSSESSION AVG.....	30:52	29:08
TOTAL NET YARDS.....	5968	5289
Avg. Per Game.....	373.0	330.6
Total Plays.....	1078	1055
Avg. Per Play.....	5.5	5.0
NET YARDS RUSHING.....	1973	1881
Avg. Per Game.....	123.3	117.6
Total Rushes.....	493	465
NET YARDS PASSING.....	3995	3408
Avg. Per Game.....	249.7	213.0
Sacked-Yards Lost.....	35-205	42-349
Gross Yards.....	4200	3757
Att.-Completions.....	550-332	548-316
Completion Pct.....	60.4	57.7
Had Intercepted.....	12	19
PUNTS-AVG.....	73-44.8	81-40.3
Net Punting Avg.....	36.1	34.1
PENALTIES-YARDS.....	109-896	104-787
FUMBLES-BALLS LOST.....	25-12	32-18
TOUCHDOWNS.....	51	38
Rushing.....	19	12
Passing.....	30	24
Returns.....	2	2

SCORE BY PERIODS	1	2	3	4	OT	PTS
BENGALS.....	74	150	58	136	3	421
OPPONENTS.....	38	111	17	138	0	304

SCORING	TD	TD-R	TD-P	PAT	FG	S	PTS
Jim Breech.....	0	0	0	49-51	22-32	0	115
Pete Johnson.....	16	12	4	0	—	0	96
Cris Collinsworth.....	8	0	8	0	—	0	48
Steve Kreider.....	5	0	5	0	—	0	30
Dan Ross.....	5	0	5	0	—	0	30
Archie Griffin.....	4	3	1	0	—	0	24
Charles Alexander.....	3	2	1	0	—	0	18
Isaac Curtis.....	2	0	2	0	—	0	12
M.L. Harris.....	2	0	2	0	—	0	12
David Verser.....	2	0	2	0	—	0	12
Ken Anderson.....	1	1	0	0	—	0	6
Louis Breeden.....	1	0	0	1	—	0	6
Jim Hargrove.....	1	1	0	0	—	0	6
Mike St. Clair.....	1	0	0	1	—	0	6
BENGALS.....	51	19	30	2	49-51	22-32	421
OPPONENTS.....	38	12	24	2	38-38	12-21	304

Two-point conversions: (NA)*.

PASSING	ATT	CMP	YDS	CMP%	YDS/ATT	TD	TD%	INT	INT%	LG	SKD-YDS	RAT
Ken Anderson.....	479	300	3754	62.6	7.84	29	6.1	10	2.1	74t	25-140	98.4
Jack Thompson.....	49	21	267	42.9	5.45	1	2.0	2	4.1	21	7-61	50.3
Turk Schonert.....	19	10	166	52.6	8.74	0	0.0	0	0.0	36	3-4	82.3
Steve Kreider.....	3	1	13	33.3	4.33	0	0.0	0	0.0	13	0-0	47.9
BENGALS.....	550	332	4200	60.4	7.64	30	5.5	12	2.2	74t	35-205	93.3
OPPONENTS.....	548	316	3757	57.7	6.86	24	4.4	19	3.5	65t	42-349	78.9

RUSHING	ATT	YDS	AVG	LG	TD
Pete Johnson.....	274	1077	3.9	39t	12
Ken Anderson.....	46	320	7.0	25	1
Charles Alexander.....	98	292	3.0	16	2
Archie Griffin.....	47	163	3.5	23	3
Jim Hargrove.....	16	66	4.1	27	1
Turk Schonert.....	7	41	5.9	19	1
Steve Kreider.....	1	21	21.0	21	0
David Verser.....	2	11	5.5	9	0
Don Bass.....	1	9	9.0	9	0
Pat McNally.....	1	-27	-27.0	-27	0
BENGALS.....	493	1973	4.0	39t	19
OPPONENTS.....	465	1881	4.0	43	12

RECEIVING	REC	YDS	AVG	LG	TD
Dan Ross.....	71	910	12.8	37	5
Cris Collinsworth.....	67	1009	15.1	74t	8
Pete Johnson.....	46	320	7.0	33	4
Isaac Curtis.....	37	609	16.5	68	2
Steve Kreider.....	37	520	14.1	46	5
Charles Alexander.....	28	262	9.4	65t	1
Archie Griffin.....	20	160	8.0	17	1
M.L. Harris.....	13	181	13.9	42	2
David Verser.....	6	161	26.8	73t	2
Pat McNally.....	6	68	11.3	20	0
Jim Hargrove.....	1	0	0.0	0	0
BENGALS.....	332	4200	12.7	74t	30
OPPONENTS.....	316	3757	11.9	65t	24

INTERCEPTIONS	NO	YDS	AVG	LG	TD
Ken Riley.....	5	6	1.2	6	0
Louis Breeden.....	4	145	36.3	102t	1
Reggie Williams.....	4	33	8.3	14	0
Bo Harris.....	2	92	46.0	49	0
Mike Fuller.....	1	31	31.0	31	0
Rick Razzano.....	1	11	11.0	11	0
Glenn Cameron.....	1	0	0.0	0	0
Jim LeClair.....	1	0	0.0	0	0
BENGALS.....	19	318	16.7	102t	1
OPPONENTS.....	12	143	11.9	38	1

PUNTING	NO	YDS	AVG	NET	TB	IN-20	LG	BLK.
Pat McNally.....	72	3272	45.4	36.1	11	17	62	1
BENGALS.....	73	3272	44.8	36.1	11	17	62	1
OPPONENTS.....	81	3266	40.3	34.1	15	20	66	0

PUNT RETURNS	NO	FC	YDS	AVG	LG	TD
Mike Fuller.....	23	13	177	7.7	34	0
John Simmons.....	5	6	24	4.8	11	0
Bryan Hicks.....	1	0	4	4.0	4	0
BENGALS.....	29	19	205	7.1	34	0
OPPONENTS.....	42	—	416	9.9	—	0

KICKOFF RETURNS	NO	YDS	AVG	LG	TD
David Verser.....	29	691	23.8	78	0
Clarence Chapman.....	8	171	21.4	29	0
Archie Griffin.....	6	119	19.8	28	0
Mike Fuller.....	1	34	34.0	34	0
Ray Griffin.....	2	31	15.5	17	0
John Simmons.....	1	10	10.0	10	0
Tom Dinkel.....	1	0	0.0	0	0
Bobby Kemp.....	1	0	0.0	0	0
Rick Razzano.....	0f	0	—	—	0
BENGALS.....	49	1056	21.6	78	0
OPPONENTS.....	80	1612	20.2	96t	1

FIELD GOALS	1-19	20-29	30-39	40-49	50+
Jim Breech.....	0-0	9-11	7-9	5-11	1-1
BENGALS.....	0-0	9-11	7-9	5-11	1-1

Jim Breech: (25G, 40G, 43N), (25N, 44G), (42B, 29N, 21G), (23G, 28G), (45G, 36N, 48N), (38G, 24G), (27G, 23G), (—), (30G, 51G), (43G, 33G), (37G), (38G, 46N, 48N), (—), (30G), (38G, 41N), (39N, 29G, 20G, 45G).

USUAL STARTERS

OFFENSE	DEFENSE
WR Cris Collinsworth	LDE Eddie Edwards
LOT Anthony Munoz	NT Wilson Whitley
LG Dave Lapham	RDE Ross Browner
C Blair Bush	LOLB Bo Harris
RG Max Montoya	LILB Jim LeClair
ROT Mike Wilson	RILB Glenn Cameron
TE Dan Ross	ROLB Reggie Williams
WR Isaac Curtis	LCB Louis Breeden
QB Ken Anderson	RCB Ken Riley
HB Charles Alexander	SS Bobby Kemp
FB Pete Johnson	FS Bryan Hicks

DEFENSE**	ST	AT	TT	SKS-YDS	INT-YDS	PD	FF	FR-YDS
Jim LeClair.....	81	31	112	1-10	1-0	7	0	1-0
Reggie Williams.....	83	23	106	11-90	4-33	3	3	3-0
Glenn Cameron.....	76	20	96	0-0	1-0	7	3	0-0
Bo Harris.....	69	20	89	2-11	2-92	5	0	2-3
Louis Breeden.....	67	13	80	0-0	4-145	12	1	1-10
Bryan Hicks.....	53	22	75	0-0	0-0	8	1	2-3
Bobby Kemp.....	53	17	70	1-6	0-0	8	2	0-0
Ross Browner.....	47	11	58	9-80	0-0	2	2	1-0
Eddie Edwards.....	36	11	47	10-89	0-0	0	2	1-0
Ken Riley.....	38	5	43	0-0	5-6	14	1	1-0
Rick Razzano.....	31	10	41	0-0	1-11	0	2	0-0
Wilson Whitley.....	23	8	31	2-12	0-0	0	0	0-0
Tom Dinkel.....	24	4	28	0-0	0-0	0	0	0-0
John Simmons.....	20	3	23	0-0	0-0	2	0	0-0
Rod Horn.....	18	5	23	0-0	0-0	0	0	1-0
Mike St. Clair.....	17	4	21	3-24	0-0	2	0	1-12
Guy Frazier.....	14	7	21	0-0	0-0	2	0	0-0
Ray Griffin.....	13	6	19	0-0	0-0	4	1	1-0
Mike Fuller.....	13	5	18	0-0	1-31	2	0	1-0
Gary Burley.....	11	3	14	2-26	0-0	0	0	0-0
Jeff Schuh.....	11	3	14	0-0	0-0	0	0	1-0
Oliver Davis.....	9	1	10	0-0	0-0	0	0	0-0
Blair Bush.....	7	2	9	0-0	0-0	0	0	0-0
Clarence Chapman.....	7	2	9	0-0	0-0	1	0	0-0
Steve Kreider.....	6	1	7	0-0	0-0	0	0	0-0
David Verser.....	6	1	7	0-0	0-0	0	0	0-0
Jim Hargrove.....	5	1	6	0-0	0-0	0	0	0-0
M.L. Harris.....	5	1	6	0-0	0-0	0	0	0-0
Greg Bright.....	3	1	4	0-0	0-0	0	0	0-0
Charles Alexander.....	2	0	2	0-0	0-0	0	0	0-0
Ken Anderson.....	2	0	2	0-0	0-0	0	0	0-0
Jim Breech.....	2	0	2	0-0	0-0	0	0	0-0
Dave Lapham.....	2	0	2	0-0	0-0	0	0	0-0
Anthony Munoz.....	2	0	2	0-0	0-0	0	0	0-0
Pat McNally.....	1	0	1	0-0	0-0	0	0	0-0
Dan Ross.....	1	0	1	0-0	0-0	0	0	0-0
Mike Wilson.....	1	0	1	0-0	0-0	0	0	0-0
Don Bass.....	0	0	0	0-0	0-0	0	0	1-0
(team).....	—	—	—	1-1	—	—	—	—

BLOCKED KICKS	BP	BFG	BXP
(none).....	0	0	0

* NOTE: The two-point conversion was not instituted in the NFL until 1994.

** NOTE: It was not standard practice to separate the three types of defensive statistics — defense, special teams and miscellaneous — until 1988. Thus, the defensive statistics listed above include the combined totals of all three types. All defensive statistics above are press box statistics produced at the games.

1982 STATISTICS

RECORD: 7-2-0

HEAD COACH: FORREST GREGG

(BENGALS WERE SUPER BOWL TOURNAMENT QUALIFIER;
SEE POSTSEASON PORTION OF TEAM HISTORY
SECTION FOR POSTSEASON STATS)

DATE	W-L	SCORE	OPPONENT	ATTENDANCE
9-12-82	W	27-6	HOUSTON	52,268
9-19-82	L	20-26 (OT)	at Pittsburgh	53,973
— PLAYERS' STRIKE BEGINS, SEPT. 20 —				
9-27-82	—	—	at Cleveland	CANCELED
10-3-82	—	—	MIAMI	CANCELED
10-10-82	—	—	at New England	CANCELED
10-17-82	—	—	at N.Y. Giants	CANCELED
10-24-82	—	—	DALLAS	CANCELED
10-31-82	—	—	PITTSBURGH	CANCELED
11-7-82	—	—	WASHINGTON	CANCELED
11-14-82	—	—	at Houston	RESCHEDULED
— PLAYERS' STRIKE ENDS AT 57 DAYS, NOV. 17 —				
11-21-82	W	18-14	at Philadelphia	65,172
11-28-82	W	31-17	L.A. RAIDERS	53,330
12-5-82	W	20-17	at Baltimore	23,598
12-12-82	W	23-10	CLEVELAND	54,305
12-20-82	L	34-50	at San Diego	51,296
12-26-82	W	24-10	SEATTLE	55,330
1-2-83	W	35-27	at Houston	26,522

TEAM STATISTICS	BENGALS	OPPONENTS
TOTAL FIRST DOWNS	207	170
Rushing	63	61
Passing	123	102
Penalty	21	7
3rd Down: Made-Att.	66-122	35-104
3rd Down Pct.	54.1	33.7
4th Down: Made-Att.	2-3	9-13
4th Down Pct.	66.7	69.2
POSSESSION AVG.	33:26	26:34
TOTAL NET YARDS	3288	2893
Avg. Per Game	365.3	321.4
Total Plays	606	551
Avg. Per Play	5.4	5.3
NET YARDS RUSHING	949	850
Avg. Per Game	105.4	94.4
Total Rushes	269	223
NET YARDS PASSING	2339	2043
Avg. Per Game	259.9	227.0
Sacked-Yards Lost	27-162	22-207
Gross Yards	2501	2250
Att.-Completions	310-219	306-187
Completion Pct.	70.6	61.1
Had Intercepted	9	14
PUNTS-AVG.	31-38.7	37-40.1
Net Punting Avg.	34.0	34.3
PENALTIES-YARDS	56-475	64-551
FUMBLES-BALLS LOST	12-7	19-6
TOUCHDOWNS	27	21
Rushing	13	8
Passing	12	12
Returns	2	1

SCORE BY PERIODS	1	2	3	4	OT	PTS
BENGALS	48	76	62	46	0	232
OPPONENTS	24	42	51	54	6	177

SCORING	TD	TD-R	TD-P	TD-Rt	PAT	FG	S	PTS
Jim Breech	0	0	0	0	25-26	14-18	0	67
Pete Johnson	7	7	0	0	—	—	0	42
Ken Anderson	4	4	0	0	—	—	0	24
M.L. Harris	3	0	3	0	—	—	0	18
Dan Ross	3	0	3	0	—	—	0	18
Charles Alexander	2	1	1	0	—	—	0	12
Steve Kreider	1	0	1	0	*1	—	0	7
Cris Collinsworth	1	0	1	0	—	—	0	6
Isaac Curtis	1	0	1	0	—	—	0	6
Archie Griffin	1	1	0	0	—	—	0	6
Bo Harris	1	0	0	1	—	—	0	6
Rodney Holman	1	0	1	0	—	—	0	6
Ken Riley	1	0	0	1	—	—	0	6
David Verser	1	0	1	0	—	—	0	6
Reggie Williams	0	0	0	0	—	—	1	2
BENGALS	27	13	12	2	26-27	14-18	1	232
OPPONENTS	21	8	12	1	19-21	10-12	1	177

*PAT scored on a run.

Two-point conversions: (NA*).

PASSING	ATT	CMP	YDS	CMP%	YDS/ATT	TD	TD%	INT	INT%	LG	SKD-YDS	RAT
Ken Anderson	309	218	2495	70.6	8.07	12	3.9	9	2.9	56t	26-154	95.3
Turk Schonert	1	1	6	100.0	6.00	0	0.0	0	0.0	6	1-8	91.7
BENGALS	310	219	2501	70.6	8.07	12	3.9	9	2.9	56t	27-162	95.4
OPPONENTS	306	187	2250	61.1	7.35	12	3.9	14	4.6	66t	22-207	77.7

RUSHING	ATT	YDS	AVG	LG	TD
Pete Johnson	156	622	4.0	21	7
Charles Alexander	64	207	3.2	18	1
Ken Anderson	25	85	3.4	12t	4
Archie Griffin	12	39	3.3	10t	1
Isaac Curtis	3	15	5.0	8	0
Rodney Tate	2	2	1.0	2	0
David Verser	1	1	1.0	1	0
M.L. Harris	2	-3	-1.5	5	0
Turk Schonert	3	-8	-2.7	-3	0
Cris Collinsworth	1	-11	-11.0	-11	0
BENGALS	269	949	3.5	21	13
OPPONENTS	223	850	3.8	48t	8

RECEIVING	REC	YDS	AVG	LG	TD
Cris Collinsworth	49	700	14.3	50	1
Dan Ross	47	508	10.8	28	3
Pete Johnson	31	267	8.6	25	0
Isaac Curtis	23	320	13.9	45	1
Archie Griffin	22	172	7.8	22	0
Steve Kreider	16	230	14.4	28	1
Charles Alexander	14	85	6.1	14	1
M.L. Harris	10	103	10.3	17t	3
David Verser	4	98	24.5	56t	1
Rodney Holman	3	18	6.0	10	1
BENGALS	219	2501	11.4	56t	12
OPPONENTS	187	2250	12.0	66t	12

INTERCEPTIONS	NO	YDS	AVG	LG	TD
Ken Riley	5	88	17.6	56t	1
Bo Harris	2	9	4.5	9	0
Bo Harris	1	62	62.0	62t	1
Ross Browner	1	29	29.0	29	0
Ray Griffin	1	21	21.0	21	0
Reggie Williams	1	20	20.0	20	0
Jim LeClair	1	11	11.0	11	0
Mike Fuller	1	0	0.0	0	0
Bobby Kemp	1	0	0.0	0	0
BENGALS	14	240	17.1	62t	2
OPPONENTS	9	93	10.3	35	1

PUNTING	NO	YDS	AVG	NET	TB	IN-20	LG	BLK.
Pat McNally	31	1201	38.7	34.0	4	7	53	0
BENGALS	31	1201	38.7	34.0	4	7	53	0
OPPONENTS	37	1484	40.1	34.3	6	8	52	0

PUNT RETURNS	NO	FC	YDS	AVG	LG	TD
Mike Fuller	17	8	95	5.6	13	0
BENGALS	17	8	95	5.6	13	0
OPPONENTS	17	—	68	4.0	—	0

KICKOFF RETURNS	NO	YDS	AVG	LG	TD
David Verser	16	320	20.0	33	0
Rodney Tate	14	314	22.4	55	0
Mike Fuller	1	9	9.0	9	0
BENGALS	31	643	20.7	55	0
OPPONENTS	45	851	18.9	—	0

FIELD GOALS	1-19	20-29	30-39	40-49	50+
Jim Breech	2-2	3-3	5-6	3-5	1-2
BENGALS	2-2	3-3	5-6	3-5	1-2

Jim Breech: (25G, 43G, 47N, 43N), (31G, 50G, 39B), (49G, 19G, 38G), (35G), (—), (36G, 21G, 44G), (27G, 19G), (34G), (51N).

USUAL STARTERS

OFFENSE		DEFENSE	
WR	Cris Collinsworth	LDE	Eddie Edwards
LOT	Anthony Munoz	NT	Wilson Whitley
LG	Dave Lapham	RDE	Ross Browner
C	Blair Bush	LILB	Bo Harris
RG	Max Montoya	LILB	Jim LeClair
ROT	Mike Wilson	RILB	Glenn Cameron
TE	Dan Ross	ROLB	Reggie Williams
WR	Isaac Curtis	LCB	Louis Breeden
QB	Ken Anderson	RCB	Ken Riley
HB	Charles Alexander	SS	Bobby Kemp
FB	Pete Johnson	FS	Bryan Hicks

DEFENSE**	ST	AT	TT	SKS-YDS	INT-YDS	PD	FF	FR-YDS
Bobby Kemp	41	11	52	1-2	1-0	6	1	0-0
Jim LeClair	33	17	50	2.5-20	1-11	1	0	0-0
Bryan Hicks	31	17	48	0-0	0-0	9	0	0-0
Reggie Williams	34	9	43	4.5-41	1-20	3	0	4-0
Glenn Cameron	29	14	43	0-0	0-0	1	1	0-0
Ross Browner	28	13	41	3-38	1-29	1	1	0-0
Bo Harris	31	9	40	2-22	1-62	2	1	0-0
Eddie Edwards	25	5	30	6-53	0-0	1	0	1-0
Ken Riley	26	3	29	0-0	5-88	9	0	0-0
Louis Breeden	25	4	29	1-13	2-9	5	0	0-0
Ray Griffin	18	5	23	0-0	1-21	4	0	0-0
Robert Jackson	17	3	20	0-0	0-0	0	1	0-0
Mike Fuller	16	3	19	0-0	1-0	0	0	1-0
Rick Razzano	12	4	16	0-0	0-0	0	1	0-0
Wilson Whitley	11	4	15	1-12	0-0	0	1	0-0
Guy Frazier	10	2	12	0-0	0-0	0	0	0-0
Tom Dinkel	7	2	9	0-0	0-0	0	0	0-0
Oliver Davis	6	3	9	0-0	0-0	2	0	0-0
Jeff Schuh	6	3	9	0-0	0-0	0	0	0-0
Rodney Holman	5	1	6	0-0	0-0	0	0	0-0
David Verser	3	2	5	0-0	0-0	0	0	0-0
Mike St. Clair	4	0	4	0-0	0-0	0	0	0-0
M.L. Harris	3	0	3	0-0	0-0	0	0	0-0
Glen Collins	2	1	3	1-6	0-0	0	0	0-0
Gary Burley	2	0	2	0-0	0-0	0	0	0-0
Blair Bush	2	0	2	0-0	0-0	0	0	0-0
Jerry Boyarsky	1	1	2	0-0	0-0	0	0	0-0
Ron Simpkins	1	1	2	0-0	0-0	0	1	0-0
Ken Anderson	1	0	1	0-0	0-0	0	0	0-0
Cris Collinsworth	1	0	1	0-0	0-0	0	0	0-0
Isaac Curtis	1	0	1	0-0	0-0	0	0	0-0
Pete Johnson	1	0	1	0-0	0-0	0	0	0-0
Steve Kreider	1	0	1	0-0	0-0	0	0	0-0
John Simmons	1	0	1	0-0	0-0	0	0	0-0
Emanuel Weaver	1	0	1	0-0	0-0	0	0	0-0
Mike Wilson	1	0	1	0-0	0-0	0	0	0-0

BLOCKED KICKS	BP	BFG	BXP
(team)	—	—	1

* NOTE: The two-point conversion was not instituted in the NFL until 1994.

** NOTE: It was not standard practice to separate the three types of defensive statistics — defense, special teams and miscellaneous — until 1988. Thus, the defensive statistics listed above include the combined totals of all three types. All defensive statistics above are press box statistics produced at the games.

1983 STATISTICS

RECORD: 7-9-0

HEAD COACH: FORREST GREGG

DATE	W-L	SCORE	OPPONENT	ATTENDANCE
9-4-83	L	10-20	L.A. RAIDERS	50,956
9-11-83	L	6-10	BUFFALO	46,839
9-15-83	L	7-17	at Cleveland	79,700
9-25-83	W	23-17	at Tampa Bay	56,023
10-2-83	L	31-34	BALTIMORE	48,104
10-10-83	L	14-24	PITTSBURGH	56,086
10-16-83	L	17-24	at Denver	74,305
10-23-83	W	28-21	CLEVELAND	50,047
10-30-83	W	34-14	GREEN BAY	53,349
11-6-83	W	55-14	at Houston	39,706
11-13-83	L	15-20	at Kansas City	44,711
11-20-83	W	38-10	HOUSTON	46,375
11-28-83	L	14-38	at Miami	74,506
12-4-83	W	23-10	at Pittsburgh	55,832
12-11-83	W	17-9	DETROIT	45,728
12-17-83	L	14-20	at Minnesota	51,565

TEAM STATISTICS	BENGALS	OPPONENTS
TOTAL FIRST DOWNS	327	276
Rushing	127	96
Passing	179	156
Penalty	21	24
3rd Down: Made-Att.	97-212	94-216
3rd Down Pct.	45.8	43.5
4th Down: Made-Att.	7-13	7-11
4th Down Pct.	53.8	63.6
POSSESSION AVG.	31:29	28:31
TOTAL NET YARDS	5287	4327
Avg. Per Game	330.4	270.4
Total Plays	1036	973
Avg. Per Play	5.1	4.4
NET YARDS RUSHING	2104	1499
Avg. Per Game	131.5	93.7
Total Rushes	542	430
NET YARDS PASSING	3183	2828
Avg. Per Game	198.9	176.8
Sacked-Yards Lost	40-309	41-335
Gross Yards	3492	3163
Att.-Completions	454-290	502-288
Completion Pct.	63.9	57.4
Had Intercepted	18	23
PUNTS-AVG.	69-40.6	76-42.3
Net Punting Avg.	33.5	35.8
PENALTIES-YARDS	99-837	100-871
FUMBLES-BALLS LOST	35-15	35-16
TOUCHDOWNS	43	36
Rushing	24	16
Passing	14	17
Returns	5	3

SCORE BY PERIODS	1	2	3	4	OT	PTS
BENGALS	102	140	54	50	0	346
OPPONENTS	55	86	65	96	0	302

SCORING	TD	TD-R	TD-P	TD-Rt	PAT	FG	S	PTS
Jim Breech	0	0	0	0	39-41	16-23	0	87
Pete Johnson	14	14	0	0	—	—	0	84
Cris Collinsworth	5	0	5	0	—	—	0	30
Charles Alexander	3	3	0	0	—	—	0	18
Larry Kinnebrew	3	3	0	0	—	—	0	18
Dan Ross	3	0	3	0	—	—	0	18
Isaac Curtis	2	0	2	0	—	—	0	12
M.L. Harris	2	0	2	0	—	—	0	12
Ken Riley	2	0	0	2	—	—	0	12
Turk Schonert	2	2	0	0	—	—	0	12
Stanley Wilson	2	1	1	0	—	—	0	12
Ken Anderson	1	1	0	0	—	—	0	6
James Griffin	1	0	0	1	—	—	0	6
Ray Horton	1	0	0	1	—	—	0	6
Steve Kreider	1	0	1	0	—	—	0	6
Reggie Williams	1	0	0	1	—	—	0	6
Ross Browner	0	0	0	0	^1	—	0	1
BENGALS	43	24	14	5	40-43	16-23	0	346
OPPONENTS	36	16	17	3	35-36	17-22	0	302

*PAT scored on a pass from Steve Kreider.

Two-point conversions: (NA*).

PASSING	ATT	CMP	YDS	CMP%	YDS/ATT	TD	TD%	INT	INT%	LG	SKD-YDS	RAT
Ken Anderson	297	198	2333	66.7	7.86	12	4.0	13	4.4	80t	25-187	85.6
Turk Schonert	156	92	1159	59.0	7.43	2	1.3	5	3.2	54	15-122	73.1
Steve Kreider	1	0	0	0.00	0.00	0	0.0	0	0.0	—	0-0	39.6
BENGALS	454	290	3492	63.9	7.69	14	3.1	18	4.0	80t	40-309	81.1
OPPONENTS	502	288	3163	57.4	6.30	17	3.4	23	4.6	53	41-335	68.3

RUSHING	ATT	YDS	AVG	LG	TD
Pete Johnson	210	763	3.6	16t	14
Charles Alexander	153	523	3.4	12	3
Stanley Wilson	56	267	4.8	18	1
Larry Kinnebrew	39	156	4.0	17	3
Ken Anderson	22	147	6.7	29	1
Turk Schonert	29	117	4.0	15	2
Rodney Tate	25	77	3.1	13	0
David Verser	2	31	15.5	29	0
Mike Martin	2	21	10.5	15	0
Cris Collinsworth	2	2	1.0	8	0
Steve Kreider	1	2	2.0	2	0
Jeff Christensen	1	-2	-2.0	-2	0
BENGALS	542	2104	3.9	29	24
OPPONENTS	430	1499	3.5	40	16

RECEIVING	REC	YDS	AVG	LG	TD
Cris Collinsworth	66	1130	17.1	63	5
Isaac Curtis	42	571	13.6	80t	2
Steve Kreider	42	554	13.2	54	1
Dan Ross	42	483	11.5	30	3
Charles Alexander	32	187	5.8	14	0
Rodney Tate	18	142	7.9	25	0
Pete Johnson	15	129	8.6	18	0
Stanley Wilson	12	107	8.9	19	1
M.L. Harris	8	66	8.3	14	2
David Verser	7	82	11.7	22	0
Mike Martin	2	22	11.0	12	0
Rodney Holman	2	15	7.5	10	0
Larry Kinnebrew	2	4	2.0	2	0
BENGALS	290	3492	12.0	80t	14
OPPONENTS	288	3163	11.0	53	17

INTERCEPTIONS	NO	YDS	AVG	LG	TD
Ken Riley	8	89	11.1	42t	2
Ray Horton	5	121	24.2	55t	1
Bobby Kemp	3	26	8.7	26	0
Louis Breen	2	47	23.5	39	0
Ray Griffin	2	24	12.0	24	0
Robert Jackson	2	21	10.5	15	0
James Griffin	1	41	41.0	41t	1
BENGALS	23	369	16.0	55t	4
OPPONENTS	18	298	16.6	70t	2

PUNTING	NO	YDS	AVG	NET	TB	IN-20	LG	BLK.
Pat McNally	67	2804	41.9	33.5	9	13	60	2
BENGALS	69	2804	40.6	33.5	9	13	60	2
OPPONENTS	76	3211	42.3	35.8	4	21	70	0

PUNT RETURNS	NO	FC	YDS	AVG	LG	TD
John Simmons	25	2	173	6.9	43	0
Mike Martin	23	3	227	9.9	19	0
Ray Horton	1	1	10	10.0	10	0
BENGALS	49	6	410	8.4	43	0
OPPONENTS	41	5	310	7.6	50	0

KICKOFF RETURNS	NO	YDS	AVG	LG	TD
John Simmons	14	317	22.6	36	0
David Verser	13	253	19.5	29	0
Rodney Tate	13	218	16.8	23	0
Stanley Wilson	7	161	23.0	32	0
Ray Horton	5	128	25.6	49	0
Mike Martin	1	19	19.0	19	0
Tom Dinkel	1	1	1.0	1	0
BENGALS	54	1097	20.3	49	0
OPPONENTS	68	1298	19.1	90	0

FIELD GOALS	1-19	20-29	30-39	40-49	50+
Jim Breech	2-2	7-7	5-7	2-5	0-2
BENGALS	2-2	7-7	5-7	2-5	0-2

Jim Breech: (36G), (40N, 47G, 30G), (—), (24G), (19G), (47N), (51N, 35G), (—), (—), (29G, 44G), (31G, 23G, 23G), (26G), (—), (32G, 19G, 27G), (32N, 28G), (44N, 35N, 52N).

USUAL STARTERS

OFFENSE	DEFENSE
WR Cris Collinsworth	LDE Eddie Edwards
LOT Anthony Munoz	NT Jerry Boyarsky
LG Dave Lapham	RDE Ross Browner,
C Dave Rimington	Glen Collins
RG Max Montoya	LOLB Tom Dinkel
ROT Mike Wilson	LILB Jim LeClair
TE Dan Ross	RLB Glenn Cameron
WR Isaac Curtis	ROLB Reggie Williams
QB Ken Anderson	LCB Louis Breen
HB Rodney Tate,	RCB Ken Riley
Charles Alexander	SS Bobby Kemp
Charles Alexander,	FS Robert Jackson
Pete Johnson	

DEFENSE**	ST	AT	TT	SKS-YDS	INT-YDS	PD	FF	FR-YDS
Glenn Cameron	63	40	103	2-18	0-0	1	0	1-1
Reggie Williams	57	33	90	7.5-64.5	0-0	5	3	4-59
Robert Jackson	51	37	88	0-0	2-21	7	0	0-0
Jim LeClair	38	40	78	1-11	0-0	2	0	0-0
Louis Breen	44	15	59	1-9	2-47	10	1	1-0
Bobby Kemp	38	21	59	1-10	3-26	7	1	1-0
Tim Krumrie	32	21	53	1.5-2.5	0-0	0	0	1-0
Ken Riley	39	5	44	0-0	8-89	12	0	1-0
Ray Horton	28	16	44	0-0	5-121	6	0	0-0
Guy Frazier	28	14	42	1-8	0-0	0	0	0-0
Ross Browner	25	15	40	3-26	0-0	1	2	0-0
Eddie Edwards	23	15	38	13-94.5	0-0	0	0	1-0
Rick Razzano	20	16	36	0-0	0-0	0	0	1-0
Tom Dinkel	22	12	34	0.5-4	0-0	3	0	2-4
Jerry Boyarsky	18	14	32	1.5-13.5	0-0	0	0	0-0
Ray Griffin	20	4	24	1-10	2-24	0	1	1-13
Glen Collins	13	8	21	5-53	0-0	2	1	1-0
John Simmons	10	7	17	0-0	0-0	1	0	0-0
Jeff Schuh	8	5	13	0-0	0-0	0	0	0-0
Larry Kinnebrew	10	2	12	0-0	0-0	0	0	0-0
Steve Maidlow	10	1	11	0-0	0-0	0	0	0-0
Ron Simpkins	5	6	11	0-0	0-0	0	0	1-0
James Griffin	8	2	10	0-0	1-41	1	0	0-0
Jimmy Turner	6	2	8	0-0	0-0	0	1	0-0
Stanley Wilson	4	3	7	0-0	0-0	0	0	0-0
Gary Burley	5	0	5	2-11	0-0	2	0	0-0
Rodney Holman	4	1	5	0-0	0-0	0	0	0-0
M.L. Harris	3	1	4	0-0	0-0	0	0	0-0
Charles Alexander	3	0	3	0-0	0-0	0	0	0-0
Mike Martin	3	0	3	0-0	0-0	0	0	0-0
Isaac Curtis	2	0	2	0-0	0-0	0	0	0-0
Jim Hannula	0	2	2	0-0	0-0	0	0	0-0
Jim Breech	1	0	1	0-0	0-0	0	0	0-0
Cris Collinsworth	1	0	1	0-0	0-0	0	0	0-0
Pete Johnson	1	0	1	0-0	0-0	0	0	0-0
Steve Kreider	1	0	1	0-0	0-0	0	0	0-0
Dave Lapham	1	0	1	0-0	0-0	0	0	0-0
Anthony Munoz	1	0	1	0-0	0-0	0	0	0-0
Dave Rimington	1	0	1	0-0	0-0	0	0	0-0
Dan Ross	1	0	1	0-0	0-0	0	0	0-0
Bryan Hicks	0	1	1	0-0	0-0	1	0	0-0

BLOCKED KICKS	BP	BFG	BXP
Tim Krumrie	0	0	1

* NOTE: The two-point conversion was not instituted in the NFL until 1994.

** NOTE: It was not standard practice to separate the three types of defensive statistics — defense, special teams and miscellaneous — until 1988. Thus, the defensive statistics listed above include the combined totals of all three types. All defensive statistics above are press box statistics produced at the games.

1984 STATISTICS

RECORD: 8-8-0

HEAD COACH: SAM WYCHE

DATE	W-L	SCORE	OPPONENT	ATTENDANCE
9-2-84	L	17-20	at Denver	74,178
9-9-84	L	22-27	KANSAS CITY	47,111
9-16-84	L	23-43	at N.Y. Jets	64,193
9-23-84	L	14-24	L.A. RAMS	45,406
10-1-84	L	17-38	at Pittsburgh	57,098
10-7-84	W	13-3	HOUSTON	43,637
10-14-84	L	14-20	at New England	48,154
10-21-84	W	12-9	CLEVELAND	50,667
10-28-84	W	31-13	at Houston	34,010
11-4-84	L	17-23	at San Francisco	58,324
11-11-84	W	22-20	PITTSBURGH	52,497
11-18-84	L	6-26	SEATTLE	50,280
11-25-84	W	35-14	ATLANTA	44,678
12-2-84	W	20-17 (OT)	at Cleveland	51,774
12-9-84	W	24-21	at New Orleans	40,855
12-16-84	W	52-21	BUFFALO	55,771

TEAM STATISTICS	BENGALS	OPPONENTS
TOTAL FIRST DOWNS	339	322
Rushing	135	115
Passing	179	191
Penalty	25	16
3rd Down: Made-Att.	93-211	82-202
3rd Down Pct.	44.1	40.6
4th Down: Made-Att.	10-14	5-11
4th Down Pct.	71.4	45.5
POSSESSION AVG.	30:50	29:10
TOTAL NET YARDS	5480	5259
Avg. Per Game	342.5	328.7
Total Plays	1081	1034
Avg. Per Play	5.1	5.1
NET YARDS RUSHING	2179	1868
Avg. Per Game	136.2	116.8
Total Rushes	540	477
NET YARDS PASSING	3301	3391
Avg. Per Game	206.3	211.9
Sacked-Yards Lost	45-358	40-298
Gross Yards	3659	3689
Att.-Completions	496-306	517-302
Completion Pct.	61.7	58.4
Had Intercepted	22	25
PUNTS-AVG.	67-42.3	67-41.4
Net Punting Avg.	35.3	31.6
PENALTIES-YARDS	85-693	90-743
FUMBLES-BALLS LOST	32-17	27-15
TOUCHDOWNS	39	39
Rushing	18	21
Passing	17	15
Returns	4	3

SCORE BY PERIODS	1	2	3	4	OT	PTS
BENGALS	53	105	77	101	3	339
OPPONENTS	40	98	78	123	0	339

SCORING	TD	TD-R	TD-P	TD-R	PAT	FG	S	PTS
Jim Breech	0	0	0	0	37-37	22-31	0	103
Larry Kinnebrew	10	9	1	0	—	—	0	60
Cris Collinsworth	6	0	6	0	—	—	0	36
Stanford Jennings	5	2	3	0	—	—	0	30
James Brooks	4	2	2	0	—	—	0	24
Charles Alexander	2	2	0	0	—	—	0	12
Boomer Esiason	2	2	0	0	—	—	0	12
M.L. Harris	2	0	2	0	—	—	0	12
James Griffin	1	0	0	1	—	—	0	6
Rodney Holman	1	0	1	0	—	—	0	6
Ray Horton	1	0	0	1	—	—	0	6
Robert Jackson	1	0	0	1	—	—	0	6
Steve Kreider	1	0	1	0	—	—	0	6
Anthony Munoz	1	0	1	0	—	—	0	6
Turk Schonert	1	1	0	0	—	—	0	6
John Simmons	1	0	0	1	—	—	0	6
(team)	—	—	—	—	—	—	1	2
BENGALS	39	18	17	4	37-39	22-31	1	339
OPPONENTS	39	21	15	3	37-39	22-27	1	339

Two-point conversions: (NA)*.

RUSHING	ATT	YDS	AVG	LG	TD
Larry Kinnebrew	154	623	4.0	23	9
Charles Alexander	132	479	3.6	22	2
James Brooks	103	396	3.8	33	2
Stanford Jennings	79	379	4.8	20	1
Turk Schonert	13	77	5.9	17	1
Stanley Wilson	17	74	4.4	9	0
Ken Anderson	11	64	5.8	14	0
Boomer Esiason	19	63	3.3	9	2
John Farley	7	11	1.6	5	0
Cris Collinsworth	1	7	7.0	7	0
David Verser	2	5	2.5	3	0
Mike Martin	1	3	3.0	3	0
M.L. Harris	1	-2	-2.0	-2	0
BENGALS	540	2179	4.0	33	18
OPPONENTS	477	1868	3.9	36	21

RECEIVING	REC	YDS	AVG	LG	TD
Cris Collinsworth	64	989	15.5	57	6
M.L. Harris	48	759	15.8	80	2
Stanford Jennings	35	346	9.9	43	3
James Brooks	34	268	7.9	27	2
Charles Alexander	29	203	7.0	22	0
Rodney Holman	21	239	11.4	27	1
Steve Kreider	20	243	12.2	27	1
Larry Kinnebrew	19	159	8.4	22	1
Isaac Curtis	12	135	11.3	22	0
Mike Martin	11	164	14.9	42	0
David Verser	6	113	18.8	28	0
Stanley Wilson	2	15	7.5	11	0
Don Kern	2	14	7.0	9	0
John Farley	2	11	5.5	10	0
Anthony Munoz	1	1	1.0	11	1
BENGALS	306	3659	12.0	80	17
OPPONENTS	302	3689	12.2	76	15

INTERCEPTIONS	NO	YDS	AVG	LG	TD
Louis Breeden	4	96	24.0	70	0
Robert Jackson	4	32	8.0	28	1
Bobby Kemp	4	27	6.8	14	0
Ray Horton	3	48	16.0	48	1
John Simmons	2	43	21.5	43	1
Reggie Williams	2	33	16.5	33	0
Ray Griffin	2	13	6.5	13	0
James Griffin	1	57	57.0	57	1
Glenn Cameron	1	15	15.0	15	0
Jimmy Turner	1	4	4.0	4	0
Jeff Schuh	1	0	0.0	0	0
BENGALS	25	368	14.7	70	4
OPPONENTS	22	364	16.5	52	2

PUNTING	NO	YDS	AVG	NET	TB	IN-20	LG	BLK.
Pat McNally	67	2832	42.3	35.3	8	19	61	0
BENGALS	67	2832	42.3	35.3	8	19	61	0
OPPONENTS	67	2771	41.4	31.6	9	12	62	1

PUNT RETURNS	NO	FC	YDS	AVG	LG	TD
Mike Martin	24	5	376	15.7	55	0
John Simmons	12	6	98	8.2	30	0
Ray Horton	2	0	-1	-0.5	1	0
BENGALS	38	11	473	12.4	55	0
OPPONENTS	38	3	310	8.2	19	0

KICKOFF RETURNS	NO	YDS	AVG	LG	TD
Stanford Jennings	22	452	20.5	46	0
Mike Martin	19	386	20.3	44	0
James Brooks	7	144	20.6	37	0
John Farley	6	93	15.5	32	0
David Verser	3	46	15.3	23	0
John Simmons	1	15	15.0	15	0
M.L. Harris	1	12	12.0	12	0
Larry Kinnebrew	1	7	7.0	7	0
Gary Williams	1	0	0.0	0	0
BENGALS	61	1155	18.9	46	0
OPPONENTS	69	1446	21.0	73	1

FIELD GOALS	1-19	20-29	30-39	40-49	50+
Jim Breech	0-0	9-10	10-12	3-4	0-5
BENGALS	0-0	9-10	10-12	3-4	0-5

Jim Breech: (46G, 50N, 22N), (55N, 29G, 48G), (21G), (—), (32G), (22G, 33G, 51N), (37N, 35N), (24G, 23G, 33G, 25G), (33G), (39G), (42G, 21G, 28G), (30G, 33G), (51N), (22G, 43N, 35G), (50N, 35G), (36G).

PASSING	ATT	CMP	YDS	CMP%	YDS/ATT	TD	TD%	INT	INT%	LG	SKD-YDS	RAT
Ken Anderson	275	175	2107	63.6	7.66	10	3.6	12	4.4	80	24-191	81.0
Turk Schonert	117	78	945	66.7	8.08	4	3.4	7	6.0	57	16-115	77.8
Boomer Esiason	102	51	530	50.0	5.20	3	2.9	3	2.9	36	5-52	62.9
Pat McNally	2	2	77	100.0	38.50	0	0.0	0	0.0	43	0-0	118.8
BENGALS	496	306	3659	61.7	7.38	17	3.4	22	4.4	80	45-358	77.2
OPPONENTS	517	302	3689	58.4	7.14	15	2.9	25	4.8	76	40-298	70.0

USUAL STARTERS

OFFENSE		DEFENSE	
WR	Cris Collinsworth	LDE	Eddie Edwards
LOT	Anthony Munoz	NT	Tim Krumrie
LG	Brian Blados	RDE	Ross Browner
C	Dave Rimington	LOLB	Jeff Schuh
RG	Max Montoya	LILB	Ron Simpkins
ROT	Mike Wilson	RILB	Glenn Cameron
TE	M.L. Harris	ROLB	Reggie Williams
WR	Isaac Curtis	LCB	Louis Breeden
QB	Ken Anderson	RCB	Ray Horton
HB	James Brooks	SS	Jimmy Turner,
FB	Charles Alexander		Bobby Kemp
		FS	Robert Jackson

DEFENSE**	ST	AT	TT	SKS-YDS	INT-YDS	PD	FF	FR-YDS
Reggie Williams	65	27	92	9-55	2-33	6	0	0-0
Tim Krumrie	57	27	84	5-46	0-0	0	0	1-8
Ron Simpkins	52	28	80	0-0	0-0	2	0	1-0
Robert Jackson	54	22	76	0-0	4-32	10	1	2-0
Ross Browner	48	26	74	8-54	0-0	3	3	1-0
Ray Horton	49	17	66	1-8	3-48	16	1	1-0
Eddie Edwards	48	16	64	9-68	0	1	2	3-(-2)
Glenn Cameron	38	22	60	1-7	1-15	2	0	0-0
Louis Breeden	43	15	58	0-0	4-96	14	0	0-0
Jeff Schuh	36	16	52	2-17	1-0	1	0	0-0
Jimmy Turner	38	12	50	0-0	1-4	6	0	1-0
Bobby Kemp	35	10	45	0-0	4-27	6	0	1-0
Guy Frazier	26	16	42	2-21	0-0	2	2	0-0
John Simmons	24	8	32	0-0	2-43	5	1	0-0
Rick Razzano	12	15	27	0-0	0-0	1	0	1-0
Ray Griffin	20	5	25	0-0	2-13	5	0	1-0
Jerry Boyarsky	8	10	18	0-0	0-0	0	0	0-0
James Griffin	13	3	16	0-0	1-57	4	0	0-0
Don Kern	8	7	15	0-0	0-0	0	1	0-0
Steve Maidlow	10	3	13	0-0	0-0	0	0	0-0
Leo Barker	8	4	12	0-0	0-0	0	0	0-0
Glen Collins	7	5	12	3-22	0-0	1	1	1-0
Bruce Kozerski	7	1	8	0-0	0-0	0	0	0-0
Rodney Holman	5	1	6	0-0	0-0	0	0	1-0
Pete Koch	5	1	6	0-0	0-0	0	0	0-0
Larry Kinnebrew	3	2	5	0-0	0-0	0	0	0-0
Charles Alexander	3	0	3	0-0	0-0	0	0	0-0
Mike Martin	3	0	3	0-0	0-0	0	0	0-0
Ralph Battle	2	1	3	0-0	0-0	0	0	0-0
Brian Pillman	2	1	3	0-0	0-0	0	0	0-0
M.L. Harris	2	0	2	0-0	0-0	0	0	0-0
David Verser	2	0	2	0-0	0-0	0	0	0-0
Jim Breech	1	1	2	0-0	0-0	0	0	0-0
Ken Anderson	1	0	1	0-0	0-0	0	0	0-0
Brian Blados	1	0	1	0-0	0-0	0	0	0-0
Isaac Curtis	1	0	1	0-0	0-0	0	0	0-0
John Farley	1	0	1	0-0	0-0	0	0	0-0
Max Montoya	1	0	1	0-0	0-0	0	0	0-0
Anthony Munoz	1	0	1	0-0	0-0	0	0	0-0
Dave Rimington	1	0	1	0-0	0-0	0	1	0-0
Mike Wilson	1	0	1	0-0	0-0	0	0	0-0
Stanley Wilson	1	0	1	0-0	0-0	0	0	0-0

BLOCKED KICKS	BP	BFG	BXP
Rodney Holman	1	0	0

* NOTE: The two-point conversion was not instituted in the NFL until 1994.

** NOTE: It was not standard practice to separate the three types of defensive statistics — defense, special teams and miscellaneous — until 1988. Thus, the defensive statistics listed above include the combined totals of all three types. All defensive statistics above are press box statistics produced at the games.

1985 STATISTICS

RECORD: 7-9-0

HEAD COACH: SAM WYCHE

DATE	W-L	SCORE	OPPONENT	ATTENDANCE
9-8-85	L	24-28	SEATTLE	51,625
9-15-85	L	27-41	at St. Louis	46,321
9-22-85	L	41-44	SAN DIEGO	52,270
9-30-85	W	37-24	at Pittsburgh	59,541
10-6-85	L	20-29	N.Y. JETS	51,785
10-13-85	W	35-30	N.Y. GIANTS	53,112
10-20-85	L	27-44	at Houston	35,590
10-27-85	W	26-21	PITTSBURGH	55,421
11-3-85	W	23-17	at Buffalo	25,640
11-10-85	W	27-10	CLEVELAND	57,293
11-17-85	L	6-13	at L.A. Raiders	52,501
11-24-85	L	6-24	at Cleveland	74,439
12-1-85	W	45-27	HOUSTON	46,140
12-8-85	W	50-24	DALLAS	56,936
12-15-85	L	24-27	at Washington	50,544
12-22-85	L	23-34	at New England	57,953

TEAM STATISTICS	BENGALS	OPPONENTS
TOTAL FIRST DOWNS	344	337
Rushing	125	118
Passing	191	194
Penalty	28	25
3rd Down: Made-Att.	82-208	85-197
3rd Down Pct.	39.4	43.1
4th Down: Made-Att.	9-19	8-12
4th Down Pct.	47.4	66.7
POSSESSION AVG.	31:18	28:42
TOTAL NET YARDS	5900	5663
Avg. Per Game	368.8	353.9
Total Plays	1062	1019
Avg. Per Play	5.6	5.6
NET YARDS RUSHING	2183	1999
Avg. Per Game	136.4	124.9
Total Rushes	503	461
NET YARDS PASSING	3717	3664
Avg. Per Game	232.3	229.0
Sacked-Yards Lost	41-365	40-334
Gross Yards	4082	3998
Att.-Completions	518-302	518-297
Completion Pct.	58.3	57.3
Had Intercepted	13	19
PUNTS-AVG.	63-40.7	60-41.3
Net Punting Avg.	29.7	34.5
PENALTIES-YARDS	110-795	84-731
FUMBLES-BALLS LOST	35-16	34-19
TOUCHDOWNS	53	51
Rushing	20	23
Passing	31	26
Returns	2	2

SCORE BY PERIODS	1	2	3	4	OT	PTS
BENGALS	115	106	119	101	0	441
OPPONENTS	61	131	107	138	0	437

SCORING	TD	TD-R	TD-P	TD-Rt	PAT	FG	S	PTS
Jim Breech	0	0	0	0	48-50	24-33	0	120
James Brooks	12	7	5	0	—	—	0	72
Larry Kinnebrew	10	9	1	0	—	—	0	60
Eddie Brown	8	0	8	0	—	—	0	48
Rodney Holman	7	0	7	0	—	—	0	42
Cris Collinsworth	5	0	5	0	—	—	0	30
Stanford Jennings	4	1	3	0	—	—	0	24
Charles Alexander	2	2	0	0	—	—	0	12
Steve Kreider	1	0	1	0	^1	—	0	7
Boomer Esiason	1	1	0	0	—	—	0	6
James Griffin	1	0	0	1	—	—	0	6
M.L. Harris	1	0	1	0	—	—	0	6
Robert Jackson	1	0	0	1	—	—	0	6
Ross Browner	0	0	0	0	—	—	1	2
BENGALS	53	20	31	2	49-53	24-33	1	441
OPPONENTS	51	23	26	2	51-51	26-34	1	437

*PAT scored on a run.

Two-point conversions: (NA').

PASSING	ATT	CMP	YDS	CMP%	YDS/ATT	TD	TD%	INT	INT%	LG	SKD-YDS	RAT
Boomer Esiason	431	251	3443	58.2	7.99	27	6.3	12	2.8	68t	32-289	93.2
Turk Schonert	51	33	460	64.7	9.02	1	2.0	0	0.0	71	6-54	100.1
Ken Anderson	32	16	170	50.0	5.31	2	6.3	0	0.0	44t	2-16	86.7
James Brooks	1	1	8	100.0	8.00	1	100.0	0	0.0	8t	0-0	139.6
Steve Kreider	1	1	1	100.0	1.00	0	0.0	0	0.0	1	0-0	79.2
Cris Collinsworth	1	0	0	0.0	0.00	0	0.0	1	100.0	—	0-0	0.0
Pat McNally	1	0	0	0.0	0.00	0	0.0	0	0.0	—	0-0	39.6
Eddie Brown	0	0	0	—	—	0	—	0	—	—	1-6	—
BENGALS	518	302	4082	58.3	7.88	31	6.0	13	2.5	71	41-365	93.0
OPPONENTS	518	297	3998	57.3	7.72	26	5.0	19	3.7	72t	40-334	83.5

RUSHING	ATT	YDS	AVG	LG	TD
James Brooks	192	929	4.8	39	7
Larry Kinnebrew	170	714	4.2	29	9
Charles Alexander	44	156	3.5	18	2
Eddie Brown	14	129	9.2	35	0
Stanford Jennings	31	92	3.0	19	1
Boomer Esiason	33	79	2.4	20	1
Bill Johnson	8	44	5.5	15	0
Turk Schonert	8	39	4.9	17	0
Cris Collinsworth	1	3	3.0	3	0
Ken Anderson	1	0	0.0	0	0
Pat McNally	1	-2	-2.0	-2	0
BENGALS	503	2183	4.3	39	20
OPPONENTS	461	1999	4.3	56t	23

RECEIVING	REC	YDS	AVG	LG	TD
Cris Collinsworth	65	1125	17.3	71	5
James Brooks	55	576	10.5	57t	5
Eddie Brown	53	942	17.8	68t	8
Rodney Holman	38	479	12.6	64t	7
Larry Kinnebrew	22	187	8.5	29t	1
Charles Alexander	15	110	7.3	19	0
Mike Martin	14	187	13.4	28	0
Stanford Jennings	12	101	8.4	24	3
Steve Kreider	10	184	18.4	56	1
M.L. Harris	10	123	12.3	22t	1
Dan Ross	6	63	10.5	20	0
Brian Blados	1	4	4.0	4	0
Anthony Munoz	1	1	1.0	1	0
BENGALS	302	4082	13.5	71	31
OPPONENTS	297	3998	13.5	72t	26

INTERCEPTIONS	NO	YDS	AVG	LG	TD
James Griffin	7	116	16.6	33	1
Robert Jackson	6	100	16.7	57t	1
Louis Breedon	2	24	12.0	30	0
Ray Horton	2	3	1.5	3	0
Jimmy Turner	1	40	40.0	40	0
Bobby Kemp	1	0	0.0	0	0
BENGALS	19	283	14.9	57t	2
OPPONENTS	13	199	15.3	58	0

PUNTING	NO	YDS	AVG	NET	TB	IN-20	LG	BLK.
Pat McNally	57	2410	42.3	29.9	7	8	64	1
Jim Breech	5	153	30.6	26.8	0	2	43	0
BENGALS	63	2563	40.7	29.7	7	10	64	1
OPPONENTS	60	2477	41.3	34.5	7	11	63	0

PUNT RETURNS	NO	FC	YDS	AVG	LG	TD
Mike Martin	32	8	268	8.4	26	0
BENGALS	32	8	268	8.4	26	0
OPPONENTS	42	0	554	13.2	62t	1

KICKOFF RETURNS	NO	YDS	AVG	LG	TD
Mike Martin	48	1104	23.0	45	0
Stanford Jennings	13	218	16.8	26	0
James Brooks	3	38	12.7	15	0
Carl Zander	1	19	19.0	19	0
Eddie Brown	1	6	6.0	6	0
James Griffin	1	0	0.0	0	0
BENGALS	67	1385	20.7	45	0
OPPONENTS	81	1734	21.4	58	0

FIELD GOALS	1-19	20-29	30-39	40-49	50+
Jim Breech	0-0	7-8	12-13	4-6	1-6
BENGALS	0-0	7-8	12-13	4-6	1-6

Jim Breech: (22G), (46G, 33G), (—), (50N, 32G), (29G, 53G, 53N), (—), (47G, 22G), (32G, 39G, 40G, 37G), (31G), (28G, 33G, 51N, 50N), (37N, 39G, 37G), (30G, 29G), (48N, 28N, 29G), (49N), (51N, 38G), (22G, 42G, 30G).

USUAL STARTERS

OFFENSE	DEFENSE
WR Cris Collinsworth	LDE Eddie Edwards
LOT Anthony Munoz	NT Tim Krumrie
LG Brian Blados	RDE Ross Browner
C Dave Rimington	LOLB Jeff Schuh
RG Max Montoya	LILB Ron Simpkins,
ROT Mike Wilson	Carl Zander
TE Rodney Holman	RILB Glenn Cameron
WR Eddie Brown	ROLB Reggie Williams
QB Boomer Esiason	LCB Louis Breedon
HB James Brooks	RCB Ray Horton
FB Larry Kinnebrew	SS Bobby Kemp
	FS James Griffin

DEFENSE**	ST	AT	TT	SKS-YDS	INT-YDS	PD	FF	FR-YDS
Tim Krumrie	68	28	96	3.5-25	0-0	1	1	2-0
Robert Jackson	70	16	86	0-0	6-100	12	2	1-0
Louis Breedon	60	21	81	1-10	2-24	17	0	0-0
Ron Simpkins	56	22	78	3.5-31	0-0	2	2	1-4
Bobby Kemp	57	17	74	1-5	1-0	3	1	0-0
Reggie Williams	44	22	66	3.5-31	0-0	4	3	4-4
Ray Horton	53	10	63	0-0	2-3	8	0	1-0
Ross Browner	48	15	63	9-69	0-0	1	0	2-0
Carl Zander	48	12	60	2-11	0-0	1	1	1-34
James Griffin	40	15	55	1-11	7-116	11	2	1-29
Eddie Edwards	36	10	46	8.5-71	0-0	3	2	2-0
Jeff Schuh	36	10	46	4-35	0-0	1	1	1-0
Glenn Cameron	30	8	38	0-0	0-0	0	0	0-0
Jimmy Turner	24	9	33	0-0	1-40	2	0	0-0
Leo Barker	24	8	32	0-0	0-0	1	3	0-0
Emmanuel King	15	2	17	2-21	0-0	0	0	1-0
Jerry Boyarsky	8	6	14	1-14	0-0	0	0	0-0
Bill Johnson	10	3	13	0-0	0-0	0	0	0-0
John Simmons	8	2	10	0-0	0-0	0	0	0-0
Lee Davis	4	4	8	0-0	0-0	1	0	0-0
Sam Washington	5	2	7	0-0	0-0	2	0	1-0
Glen Collins	5	1	6	0-0	0-0	1	0	0-0
Stanford Jennings	5	1	6	0-0	0-0	0	0	1-0
Don Kern	4	2	6	0-0	0-0	0	0	0-0
Tom Dinkel	3	0	3	0-0	0-0	0	0	0-0
Steve Kreider	3	0	3	0-0	0-0	0	0	0-0
Max Montoya	3	0	3	0-0	0-0	0	0	0-0
Rodney Holman	2	1	3	0-0	0-0	0	0	0-0
Sean Thomas	2	1	3	0-0	0-0	0	0	0-0
James Brooks	2	0	2	0-0	0-0	0	0	0-0
Boomer Esiason	2	0	2	0-0	0-0	0	0	0-0
M.L. Harris	2	0	2	0-0	0-0	0	0	0-0
Larry Kinnebrew	2	0	2	0-0	0-0	0	0	0-0
Mike Wilson	2	0	2	0-0	0-0	0	0	0-0
Charles Alexander	1	0	1	0-0	0-0	0	0	0-0
Eddie Brown	1	0	1	0-0	0-0	0	0	0-0
Pat McNally	1	0	1	0-0	0-0	0	0	0-0
Anthony Munoz	1	0	1	0-0	0-0	0	0	0-0
Bruce Reimers	1	0	1	0-0	0-0	0	0	0-0

BLOCKED KICKS	BP	BFG	BXP
(none)	0	0	0

* NOTE: The two-point conversion was not instituted in the NFL until 1994.

** NOTE: It was not standard practice to separate the three types of defensive statistics — defense, special teams and miscellaneous — until 1988. Thus, the defensive statistics listed above include the combined totals of all three types. All defensive statistics above are press box statistics produced at the games.

1986 STATISTICS

RECORD: 10-6-0

HEAD COACH: SAM WYCHE

DATE	W-L	SCORE	OPPONENT	ATTENDANCE
9-7-86	L	14-24	at Kansas City	43,430
9-14-86	W	36-33 (OT)	BUFFALO	52,714
9-18-86	W	30-13	at Cleveland	78,779
9-28-86	L	7-44	CHICAGO	55,146
10-5-86	W	34-28	at Green Bay	51,230
10-13-86	W	24-22	PITTSBURGH	54,283
10-19-86	W	31-28	HOUSTON	53,844
10-26-86	L	9-30	at Pittsburgh	50,815
11-2-86	W	24-17	at Detroit	52,423
11-9-86	L	28-32	at Houston	32,130
11-16-86	W	34-7	SEATTLE	54,410
11-23-86	W	24-20	MINNESOTA	53,003
11-30-86	L	28-34	at Denver	58,705
12-7-86	W	31-7	at New England	60,633
12-14-86	L	3-34	CLEVELAND	58,062
12-21-86	W	52-21	N.Y. JETS	51,619

TEAM STATISTICS	BENGALS	OPPONENTS
TOTAL FIRST DOWNS	348	336
Rushing	134	134
Passing	183	171
Penalty	31	31
3rd Down: Made-Att.	79-199	84-218
3rd Down Pct.	39.7	38.5
4th Down: Made-Att.	9-16	12-16
4th Down Pct.	56.3	75.0
POSSESSION AVG.	28:48	31:12
TOTAL NET YARDS	6490	5274
Avg. Per Game	405.6	329.6
Total Plays	1046	1051
Avg. Per Play	6.2	5.0
NET YARDS RUSHING	2533	2122
Avg. Per Game	158.3	132.6
Total Rushes	521	514
NET YARDS PASSING	3957	3152
Avg. Per Game	247.3	197.0
Sacked-Yards Lost	28-203	42-368
Gross Yards	4160	3520
Att.-Completions	497-287	495-278
Completion Pct.	57.7	56.2
Had Intercepted	20	17
PUNTS-AVG.	59-33.8	77-39.8
Net Punting Avg.	29.7	34.5
PENALTIES-YARDS	111-847	93-840
FUMBLES-BALLS LOST	31-16	30-11
TOUCHDOWNS	51	47
Rushing	24	23
Passing	25	17
Returns	2	7

SCORE BY PERIODS	1	2	3	4	OT	PTS
BENGALS	69	126	72	139	3	409
OPPONENTS	113	92	122	67	0	394

SCORING	TD	TD-R	TD-P	TD-R	PAT	FG	S	PTS
Jim Breech	0	0	0	0	50-51	17-32	0	101
Cris Collinsworth	10	0	10	0	—	—	0	60
James Brooks	9	5	4	0	—	—	0	54
Larry Kinnebrew	9	8	1	0	—	—	0	54
Stanley Wilson	8	8	0	0	—	—	0	48
Eddie Brown	4	0	4	0	—	—	0	24
Rodney Holman	2	0	2	0	—	—	0	12
Anthony Munoz	2	0	2	0	—	—	0	12
Louis Breen	1	0	0	1	—	—	0	6
Eddie Edwards	1	0	0	1	—	—	0	6
Boomer Esiason	1	1	0	0	—	—	0	6
Jeff Hayes	1	1	0	0	—	—	0	6
Stanford Jennings	1	1	0	0	—	—	0	6
Eric Kattus	1	0	1	0	—	—	0	6
Tim McGee	1	0	1	0	—	—	0	6
Leon White	0	0	0	0	—	—	1	2
BENGALS	51	24	25	2	50-51	17-32	1	409
OPPONENTS	47	23	17	7	44-47	22-30	1	394

Two-point conversions: (NA)*.

PASSING	ATT	CMP	YDS	CMP%	YDS/ATT	TD	TD%	INT	INT%	LG	SKD-YDS	RAT
Boomer Esiason	469	273	3959	58.2	8.44	24	5.1	17	3.6	57	26-194	87.7
Ken Anderson	23	11	171	47.8	7.43	1	4.3	2	8.7	43	1-4	51.2
Doug Gaynor	3	3	30	100.0	10.00	0	0.0	0	0.0	16	1-5	108.3
James Brooks	1	0	0	0.0	0.00	0	0.0	0	0.0	—	0-0	39.6
Steve Kreider	1	0	0	0.0	0.00	0	0.0	1	100.0	—	0-0	0.0
BENGALS	497	287	4160	57.7	8.37	25	5.0	20	4.0	57	28-203	85.1
OPPONENTS	495	278	3520	56.2	7.11	17	3.4	17	3.4	84t	42-368	75.7

RUSHING	ATT	YDS	AVG	LG	TD
James Brooks	205	1087	5.3	56t	5
Larry Kinnebrew	131	519	4.0	39	8
Stanley Wilson	68	379	5.6	58t	8
Bill Johnson	39	226	5.8	34	0
Boomer Esiason	44	146	3.3	23	1
Jeff Hayes	3	92	30.7	61t	1
Stanford Jennings	16	54	3.4	10	1
Eddie Brown	8	32	4.0	17	0
Tim McGee	4	10	2.5	8	0
Doug Gaynor	1	4	4.0	4	0
Cris Collinsworth	2	-16	-8.0	-6	0
BENGALS	521	2533	4.9	61t	24
OPPONENTS	514	2122	4.1	75t	23

RECEIVING	REC	YDS	AVG	LG	TD
Cris Collinsworth	62	1024	16.5	46t	10
Eddie Brown	58	964	16.6	57	4
James Brooks	54	686	12.7	54	4
Rodney Holman	40	570	14.3	34t	2
Tim McGee	16	276	17.3	51	1
Larry Kinnebrew	13	136	10.5	31	1
Bill Johnson	13	103	7.9	17	0
Eric Kattus	11	99	9.0	28	1
Stanford Jennings	6	86	14.3	34	0
Steve Kreider	5	96	19.2	23	0
Stanley Wilson	4	45	11.3	34	0
Mike Martin	3	68	22.7	51	0
Anthony Munoz	2	7	3.5	5t	2
BENGALS	287	4160	14.5	57	25
OPPONENTS	278	3520	12.7	84t	17

INTERCEPTIONS	NO	YDS	AVG	LG	TD
Louis Breen	7	72	10.3	36t	1
David Fulcher	4	20	5.0	15	0
Leo Barker	2	7	3.5	7	0
Barney Bussey	1	19	19.0	19	0
Carl Zander	1	18	18.0	18	0
Joe Kelly	1	6	6.0	6	0
Ray Horton	1	4	4.0	4	0
BENGALS	17	146	8.6	36t	1
OPPONENTS	20	189	9.5	49	0

PUNTING	NO	YDS	AVG	NET	TB	IN-20	LG	BLK.
Jeff Hayes	56	1965	35.1	29.7	3	11	52	2
Boomer Esiason	1	31	31.0	31.0	0	1	31	0
BENGALS	59	1996	33.8	29.7	3	12	52	2
OPPONENTS	77	3068	39.8	34.5	9	14	66	0

PUNT RETURNS	NO	FC	YDS	AVG	LG	TD
Mike Martin	13	6	96	7.4	14	0
Ray Horton	11	3	111	10.1	25	0
Tim McGee	3	4	21	7.0	9	0
John Simmons	2	4	7	3.5	6	0
BENGALS	29	17	235	8.1	25	0
OPPONENTS	19	14	182	9.6	54	0

KICKOFF RETURNS	NO	YDS	AVG	LG	TD
Tim McGee	43	1007	23.4	94	0
Stanford Jennings	12	257	21.4	41	0
Mike Martin	4	83	20.8	21	0
Ron Simpkins	2	24	12.0	15	0
Rodney Holman	1	18	18.0	18	0
John Simmons	1	0	0.0	0	0
BENGALS	63	1389	22.0	94	0
OPPONENTS	80	1611	20.1	96t	1

FIELD GOALS	1-19	20-29	30-39	40-49	50+
Jim Breech	1-2	4-5	5-7	5-14	2-4
BENGALS	1-2	4-5	5-7	5-14	2-4
OPPONENTS	4-4	4-5	6-6	8-13	0-2

Jim Breech: (—), (51G, 20G), (49G, 33G, 25G), (—), (48N), (40N, 40G), (49N, 51G, 41N), (27N, 19G, 30N, 40G, 31G), (50N, 38G, 44N), (49N, 47N), (37G, 51N, 34G), (19N, 49N, 40G), (39N), (24G, 44N), (23G), (43G).

Opponents: (45N, 18G), (20G, 44G), (19G, 34G), (41G), (—), (27N, 24G, 44G), (—), (31G, 43G, 41G), (50N, 18G), (42G, 25G, 30G, 46G), (49N, 42N, 55N), (24G, 35G), (49G, 33G), (44N), (46N, 39G, 19G), (—).

USUAL STARTERS

OFFENSE	DEFENSE
WR Cris Collinsworth	LDE Eddie Edwards
LOT Anthony Munoz	NT Tim Krumie
LG Bruce Kozerski	RDE Ross Browner
C Dave Rimington	LOLB Emanuel King
RG Max Montoya	LILB Carl Zander
ROT Brian Blados,	RILB Leo Barker,
Joe Walter	Joe Kelly
TE Rodney Holman	ROLB Reggie Williams
WR Eddie Brown	LCB Lewis Breen
QB Boomer Esiason	RCB Louis Billups
HB James Brooks	SS David Fulcher
FB Larry Kinnebrew	FS Bobby Kemp

DEFENSE**	ST	AT	TT	SKS-YDS	INT-YDS	PD	FF	FR-YDS
Tim Krumie	73	40	113	1-4	0-0	0	0	2-18
David Fulcher	75	30	105	2-18	4-20	7	0	1-0
Carl Zander	61	36	97	3.5-34	1-18	4	0	1-0
Reggie Williams	73	23	96	4.5-34	0-0	3	2	1-0
Emmanuel King	52	18	70	9-88	0-0	1	2	1-1
Louis Breen	49	7	56	0-0	7-72	14	1	0-0
Ray Horton	44	11	55	0-0	1-4	9	0	0-0
Bobby Kemp	37	14	51	0-0	0-0	3	0	0-0
Ross Browner	37	12	49	6.5-57	0-0	0	2	1-0
Eddie Edwards	35	10	45	6.5-49	0-0	3	0	2-0
Leo Barker	28	15	43	0-0	2-7	2	2	0-0
Joe Kelly	25	10	35	1-7	1-6	1	0	1-0
Louis Billups	28	5	33	1-9	0-0	11	1	1-2
Ron Simpkins	21	6	27	0-0	0-0	0	0	0-0
Barney Bussey	19	5	24	1-12	1-19	1	0	0-0
Robert Jackson	19	5	24	0-0	0-0	3	0	0-0
Ron Simpkins	21	6	27	0-0	0-0	0	0	0-0
Jim Skow	16	3	19	3-24	0-0	1	0	0-0
John Simmons	16	1	17	1-15	0-0	4	0	0-0
Eric Kattus	13	1	14	0-0	0-0	0	0	0-0
Leon White	12	2	14	0-0	0-0	0	0	0-0
Ed Brady	9	3	12	0-0	0-0	0	1	0-0
Mike Hammerstein	3	7	10	1-6	0-0	0	0	0-0
Jimmy Turner	8	1	9	0-0	0-0	2	0	0-0
Kiki DeAyala	7	2	9	1-11	0-0	0	0	0-0
Bill Johnson	6	2	8	0-0	0-0	0	0	0-0
Stanford Jennings	5	1	6	0-0	0-0	0	0	0-0
Rodney Holman	3	0	3	0-0	0-0	0	0	0-0
Eddie Brown	2	0	2	0-0	0-0	0	0	0-0
Cris Collinsworth	2	0	2	0-0	0-0	0	0	0-0
Bruce Kozerski	2	0	2	0-0	0-0	0	0	0-0
Stanley Wilson	2	0	2	0-0	0-0	0	0	0-0
Jim Breech	1	1	2	0-0	0-0	0	0	0-0
Steve Kreider	1	1	2	0-0	0-0	0	0	0-0
James Brooks	1	0	1	0-0	0-0	0	0	0-0
Jeff Hayes	1	0	1	0-0	0-0	0	0	0-0
Larry Kinnebrew	1	0	1	0-0	0-0	0	0	0-0
Max Montoya	1	0	1	0-0	0-0	0	0	0-0
Joe Walter	1	0	1	0-0	0-0	0	0	0-0
David Douglas	0	1	1	0-0	0-0	0	0	0-0

BLOCKED KICKS	BP	BFG	BXP
Bruce Reimers	0	0	1

* NOTE: The two-point conversion was not instituted in the NFL until 1994.

** NOTE: It was not standard practice to separate the three types of defensive statistics — defense, special teams and miscellaneous — until 1988. Thus, the defensive statistics listed above include the combined totals of all three types. All defensive statistics above are press box statistics produced at the games.

RECORD: 4-11-0

1988 STATISTICS

RECORD: 12-4-0

HEAD COACH: SAM WYCHE

(BENGALS WON AFC CENTRAL DIVISION; SEE POSTSEASON PORTION OF TEAM HISTORY SECTION FOR POSTSEASON STATS)

DATE	W-L	SCORE	OPPONENT	ATTENDANCE
9-4-88	W	21-14	PHOENIX	50,404
9-11-88	W	28-24	at Philadelphia	66,459
9-18-88	W	17-12	at Pittsburgh	56,647
9-25-88	W	24-17	CLEVELAND	54,943
10-2-88	W	45-21	at L.A. Raiders	42,594
10-9-88	W	36-19	N.Y. JETS	57,482
10-16-88	L	21-27	at New England	59,969
10-23-88	W	44-21	HOUSTON	54,659
10-30-88	L	16-23	at Cleveland	79,147
11-6-88	W	42-7	PITTSBURGH	56,403
11-13-88	L	28-31	at Kansas City	34,614
11-20-88	W	38-24	at Dallas	37,865
11-27-88	W	35-21	BUFFALO	58,672
12-4-88	W	27-10	SAN DIEGO	56,866
12-11-88	L	6-41	at Houston	50,269
12-17-88	W	20-17 (OT)	WASHINGTON	52,157

TEAM STATISTICS	BENGALS	OPPONENTS
TOTAL FIRST DOWNS	351	322
Rushing	159	126
Passing	165	177
Penalty	27	19
3rd Down: Made-Att.	80-181	96-221
3rd Down Pct.	44.2	43.4
4th Down: Made-Att.	8-11	12-27
4th Down Pct.	72.7	44.4
POSSESSION AVG.	29:32	30:28
TOTAL NET YARDS	6057	5182
Avg. Per Game	378.6	323.9
Total Plays	985	1059
Avg. Per Play	6.1	4.9
NET YARDS RUSHING	2710	2048
Avg. Per Game	169.4	128.0
Total Rushes	563	493
NET YARDS PASSING	3347	3134
Avg. Per Game	209.2	195.9
Sacked-Yards Lost	30-245	42-374
Gross Yards	3592	3508
Att.-Completions	392-225	524-283
Completion Pct.	57.4	54.0
Had Intercepted	14	22
PUNTS-AVG.	64-36.7	65-39.9
Net Punting Avg.	30.2	35.6
PENALTIES-YARDS	82-647	95-873
FUMBLES-BALLS LOST	28-13	28-14
TOUCHDOWNS	59	39
Rushing	27	18
Passing	28	19
Returns	4	2

SCORE BY PERIODS	1	2	3	4	OT	PTS
BENGALS	99	147	107	92	3	448
OPPONENTS	67	79	95	88	0	329

SCORING	TD	TD-R	TD-P	TD-Rt	PAT	FG	S	PTS
Ickey Woods	15	0	0	0	—	—	0	90
Jim Breech	0	0	0	0	56-59	11-16	0	89
James Brooks	14	8	6	0	—	—	0	84
Eddie Brown	9	0	9	0	—	—	0	54
Tim McGee	6	0	6	0	—	—	0	36
Rodney Holman	3	0	3	0	—	—	0	18
Stanley Wilson	3	2	1	0	—	—	0	18
Stanford Jennings	2	1	0	1	—	—	0	12
Leo Barker	1	0	0	1	—	—	0	6
Lewis Billups	1	0	0	1	—	—	0	6
Cris Collinsworth	1	0	1	0	—	—	0	6
Boomer Esiason	1	1	0	0	—	—	0	6
David Fulcher	1	0	0	1	—	—	0	6
Ira Hillary	1	0	1	0	—	—	0	6
Mike Martin	1	0	1	0	—	—	0	6
Lee Johnson	0	0	0	0	0-0	1-2	0	3
(team)	—	—	—	—	—	—	1	2
BENGALS	59	27	28	4	56-59	12-18	1	448
OPPONENTS	39	18	19	2	38-39	17-24	3	329

Two-point conversions: (NA*).

PASSING	ATT	CMP	YDS	CMP%	YDS/ATT	TD	TD%	INT	INT%	LG	SKD-YDS	RAT
Boomer Esiason	388	223	3572	57.5	9.21	28	7.2	14	3.6	86t	30-245	97.4
Turk Schonert	4	2	20	50.0	5.00	0	0.0	0	0.0	17	0-0	64.6
BENGALS	392	225	3592	57.4	9.16	28	7.1	14	3.6	86t	30-245	97.0
OPPONENTS	524	283	3508	54.0	6.69	19	3.6	22	4.2	65t	42-374	69.6

RUSHING	ATT	YDS	AVG	LG	TD
Ickey Woods	203	1066	5.3	56	15
James Brooks	182	931	5.1	51t	8
Stanley Wilson	112	398	3.6	19	2
Boomer Esiason	43	248	5.8	24	1
Stanford Jennings	17	47	2.8	9	1
Marc Logan	2	10	5.0	9	0
Turk Schonert	2	10	5.0	7	0
Mike Norseth	1	5	5.0	5	0
Eddie Brown	1	5	5.0	5	0
BENGALS	563	2710	4.8	56	27
OPPONENTS	493	2048	4.2	48	18

RECEIVING	REC	YDS	AVG	LG	TD
Eddie Brown	53	1273	24.0	86t	9
Rodney Holman	39	527	13.5	33	3
Tim McGee	36	686	19.1	78t	6
James Brooks	29	287	9.9	28t	6
Ickey Woods	21	199	9.5	25	0
Cris Collinsworth	13	227	17.5	36	1
Stanley Wilson	9	110	12.2	28	1
Jim Riggs	9	82	9.1	16	0
Ira Hillary	5	76	15.2	31	1
Stanford Jennings	5	75	15.0	31	0
Mike Martin	2	22	11.0	15t	1
Marc Logan	2	20	10.0	17	0
Eric Kattus	2	8	4.0	11	0
BENGALS	225	3592	16.0	86t	28
OPPONENTS	283	3508	12.4	65t	19

INTERCEPTIONS	NO	YDS	AVG	LG	TD
Eric Thomas	7	61	8.7	37	0
David Fulcher	5	38	7.6	16t	1
Lewis Billups	4	47	11.8	29	0
Ray Horton	3	13	4.3	11	0
Rickey Dixon	1	13	13.0	13	0
Solomon Wilcotts	1	6	6.0	6	0
Carl Zander	1	3	3.0	3	0
BENGALS	22	181	8.2	37	1
OPPONENTS	14	185	13.2	46	0

PUNTING	NO	YDS	AVG	NET	TB	IN-20	LG	BLK.
Scott Fulhage	44	1672	38.0	29.4	5	13	53	2
Lee Johnson	14	594	42.4	36.7	1	4	52	0
Jim Breech	3	64	21.3	14.7	1	1	30	0
Boomer Esiason	1	21	21.0	21.0	0	0	21	0
BENGALS	64	2351	36.7	30.2	7	18	53	2
OPPONENTS	65	2596	39.9	35.6	2	12	53	0

PUNT RETURNS	NO	FC	YDS	AVG	LG	TD
Ira Hillary	17	5	166	9.8	20	0
Eddie Brown	10	7	48	4.8	13	0
Mike Martin	5	5	30	6.0	10	0
BENGALS	32	17	244	7.6	20	0
OPPONENTS	32	7	280	8.8	26	0

KICKOFF RETURNS	NO	YDS	AVG	LG	TD
Stanford Jennings	32	684	21.4	98t	1
Ira Hillary	12	195	16.3	24	0
Barney Bussey	7	83	11.9	22	0
Marc Logan	4	80	20.0	24	0
Rickey Dixon	1	18	18.0	18	0
James Brooks	1	-6	-6.0	-6	0
Jim Riggs	0f	0	—	—	0
BENGALS	57	1054	18.5	98t	1
OPPONENTS	61	1335	21.9	84	0

FIELD GOALS	1-19	20-29	30-39	40-49	50+
Jim Breech	1-1	5-5	3-4	2-5	0-1
Lee Johnson	0-0	0-0	0-0	0-0	1-2
BENGALS	1-1	5-5	3-4	2-5	1-3
OPPONENTS	1-1	4-5	7-7	5-10	0-1

Jim Breech: (42N), (—), (32G), (34G), (28G), (30N, 25G), (—), (—), (19G, 32G, 22G), (—), (—), (41G), (51N), (46N), (45G, 27G), (40N, 20G).

Lee Johnson: (—), (—), (—), (—), (—), (—), (—), (—), (—), (—), (—), (—), (50N), (—), (50G).

Opponents: (58N), (42N, 34G), (48N, 19G), (27G), (—), (30G), (43N), (45N), (34G, 39G, 29G), (—), (37G, 35G, 23G, 47G, 39G), (44G), (—), (26G, 41N), (43G, 48G), (43G, 29N).

USUAL STARTERS

OFFENSE	DEFENSE
WR Tim McGee	LDE Skip McClendon
LOT Anthony Munoz	NT Tim Krumrie
LG Bruce Reimers	RDE Jim Skow
C Bruce Kozerski	LOLB Leon White
RG Max Montoya	LILB Carl Zander
ROT Joe Walter	RILB Joe Kelly
TE Rodney Holman	ROLB Reggie Williams
WR Eddie Brown	LCB Lewis Billups
QB Boomer Esiason	RCB Eric Thomas
HB James Brooks	SS David Fulcher
FB Ickey Woods	FS Solomon Wilcotts

DEFENSE**	ST	AT	TT	SKS-YDS	INT-YDS	PD	FF	FR-YDS
Tim Krumrie	95	56	151	3-26	0-0	1	4	3-0
David Fulcher	72	36	108	1.5-12.5	5-38	11	1	0-0
Solomon Wilcotts	52	32	84	0-0	1-6	7	0	2-0
Carl Zander	46	34	80	0-0	1-3	1	0	1-0
Eric Thomas	49	18	67	0-0	7-61	32	1	0-0
Reggie Williams	34	31	65	2.5-19	0-0	4	0	0-0
Joe Kelly	40	21	61	0-0	0-0	1	0	0-0
Leon White	36	24	60	3-24	0-0	4	3	1-0
Lewis Billups	47	10	57	0-0	4-47	16	0	2-26
Jim Skow	31	13	44	9.5-86.5	0-0	2	2	0-0
Jason Buck	24	10	34	6-48.5	0-0	0	0	0-0
Leo Barker	22	12	34	3-33	0-0	1	1	1-34
Skip McClendon	20	11	31	2-27	0-0	0	2	0-0
David Grant	17	13	30	5-37	0-0	2	0	1-0
Rickey Dixon	29	0	29	0-0	1-13	9	0	0-0
Barney Bussey	21	4	25	4-36	0-0	3	1	1-0
Ray Horton	4	25	1-11	3-13	2	0	0	0-0
Eddie Edwards	4	5	9	0.5-3.5	0-0	0	0	0-0
Daryl Smith	5	1	6	0-0	0-0	0	0	0-0
Emmanuel King	2	1	3	0-0	0-0	0	0	0-0
Curtis Maxey	0	2	2	0-0	0-0	0	0	0-0
Ed Brady	0	1	1	0-0	0-0	0	0	0-0
(team)	—	—	—	1-10	—	—	—	—

SPECIAL TEAMS**	ST	AT	TT	FF	FR-YDS	BP	BFG	BXP
Barney Bussey	12	1	13	0	0-0	0	0	0
Rickey Dixon	11	1	12	0	1-(-3)	0	0	0
Ed Brady	9	2	11	1	0-0	0	0	0
Leo Barker	8	1	9	0	0-0	0	0	0
Marc Logan	6	1	7	0	0-0	0	0	0
Jim Riggs	6	0	6	0	1-0	0	0	0
Leon White	4	0	4	1	0-0	0	0	0
Emmanuel King	3	0	3	0	0-0	0	0	0
Solomon Wilcotts	3	0	3	0	0-0	0	0	0
Carl Zander	2	1	3	0	0-0	0	0	0
Ira Hillary	2	0	2	0	0-0	0	0	0
Ray Horton	2	0	2	0	0-0	0	0	0
Eric Kattus	2	0	2	0	0-0	0	0	0
Eric Thomas	2	0	2	0	0-0	0	0	0
David Fulcher	1	1	2	0	0-0	0	0	0
Daryl Smith	1	1	2	0	0-0	0	0	0
Cris Collinsworth	1	0	1	0	0-0	0	0	0
Ellis Dillahunt	1	0	1	0	0-0	0	0	0
Lee Johnson	1	0	1	0	0-0	0	0	0
Joe Kelly	1	0	1	0	0-0	0	0	0
Carl Parker	1	0	1	0	0-0	0	0	0
Kevin Walker	1	0	1	0	0-0	0	0	0
Stanley Wilson	1	0	1	0	0-0	0	0	0
Ickey Woods	0	1	1	0	0-0	0	0	0
Rich Romer	0	0	0	1	0-0	0	0	0

MISCELLANEOUS DEFENSE**	ST	AT	TT	FF	FR-YDS
Eddie Brown.....	3	0	0	0	0-0
Boomer Eslason.....	2	0	2	0	0-0
James Brooks.....	1	0	1	0	0-0
Rodney Holman.....	1	0	1	0	0-0
Ray Horton.....	1	0	1	0	0-0
Anthony Munoz.....	1	0	1	0	0-0
Bruce Reimers.....	1	0	1	0	0-0
Jim Riggs.....	1	0	1	0	0-0
Joe Walter.....	1	0	1	0	0-0

1989 STATISTICS

RECORD: 8-8-0

HEAD COACH: SAM WYCHE

DATE	W-L	SCORE	OPPONENT	ATTENDANCE
9-10-89	L	14-17	at Chicago	64,730
9-17-89	W	41-10	PITTSBURGH	53,885
9-25-89	W	21-14	CLEVELAND	55,996
10-1-89	W	21-17	at Kansas City	61,165
10-8-89	W	26-16	at Pittsburgh	52,785
10-15-89	L	13-20	MIAMI	58,184
10-22-89	L	12-23	INDIANAPOLIS	57,642
10-29-89	W	56-23	TAMPA BAY	57,225
11-5-89	L	7-28	at L.A. Raiders	51,080
11-13-89	L	24-26	at Houston	60,694
11-19-89	W	42-7	DETROIT	55,720
11-26-89	L	7-24	at Buffalo	80,074
12-3-89	W	21-0	at Cleveland	76,236
12-10-89	L	17-24	SEATTLE	54,744
12-17-89	W	61-7	HOUSTON	47,510
12-25-89	L	21-29	at Minnesota	58,829

TEAM STATISTICS	BENGALS	OPPONENTS
TOTAL FIRST DOWNS	348	280
Rushing	136	114
Passing	183	151
Penalty	29	15
3rd Down: Made-Att.	100-220	82-209
3rd Down Pct.	45.5	39.2
4th Down: Made-Att.	12-24	6-19
4th Down Pct.	50.0	31.6
POSSESSION AVG.	30:51	29:09
TOTAL NET YARDS	6101	5297
Avg. Per Game	381.3	331.1
Total Plays	1083	997
Avg. Per Play	5.6	5.3
NET YARDS RUSHING	2483	2162
Avg. Per Game	155.2	135.1
Total Rushes	529	482
NET YARDS PASSING	3618	3135
Avg. Per Game	226.1	195.9
Sacked-Yards Lost	41-332	33-248
Gross Yards	3950	3383
Att.-Completions	513-288	482-256
Completion Pct.	56.1	53.1
Had Intercepted	13	21
PUNTS-AVG.	65-38.5	75-39.1
Net Punting Avg.	29.9	34.7
PENALTIES-YARDS	85-637	121-1045
FUMBLES-BALLS LOST	29-19	26-16
TOUCHDOWNS	52	32
Rushing	17	9
Passing	32	22
Returns	3	1

SCORE BY PERIODS	1	2	3	4	OT	PTS
BENGALS	61	147	98	98	0	404
OPPONENTS	50	97	56	82	0	285

SCORING	TD	TD-R	TD-P	TD-Rt	PAT	FG	S	PTS
Jim Breech	0	0	0	0	37-38	12-14	0	73
James Brooks	9	7	2	0	—	—	0	54
Rodney Holman	9	0	9	0	—	—	0	54
Tim McGee	8	0	8	0	—	—	0	48
Eddie Brown	6	0	6	0	—	—	0	36
Craig Taylor	5	3	2	0	—	—	0	30
Jim Gallery	0	0	0	0	13-13	2-6	0	19
Eric Ball	3	3	0	0	—	—	0	18
Stanford Jennings	3	2	1	0	—	—	0	18
Mike Martin	2	0	2	0	—	—	0	12
Ickey Woods	2	2	0	0	—	—	0	12
Barney Bussey	1	0	0	1	—	—	0	6
Ira Hillary	1	0	1	0	—	—	0	6
Kendal Smith	1	0	1	0	—	—	0	6
Eric Thomas	1	0	0	1	—	—	0	6
Leon White	1	0	0	1	—	—	0	6
Lee Johnson	0	0	0	0	0-1	0-0	0	0
BENGALS	52	17	32	3	50-52	14-20	0	404
OPPONENTS	32	9	22	1	31-32	20-27	1	285

Two-point conversions: (NA*).

RUSHING	ATT	YDS	AVG	LG	TD
James Brooks	221	1239	5.6	65t	7
Eric Ball	98	391	4.0	27	3
Stanford Jennings	83	293	3.5	17	2
Boomer Esiason	47	278	5.9	24	0
Craig Taylor	30	111	3.7	16	3
Ickey Woods	29	94	3.2	12	2
Tim McGee	2	36	18.0	25	0
Erik Wilhelm	6	30	5.0	14	0
John Holfield	11	20	1.8	11	0
Ira Hillary	1	-2	-2.0	-2	0
Lee Johnson	1	-7	-7.0	-7	0
BENGALS	529	2483	4.7	65t	17
OPPONENTS	482	2162	4.5	92t	9

RECEIVING	REC	YDS	AVG	LG	TD
Tim McGee	65	1211	18.6	74t	8
Eddie Brown	52	814	15.7	46	6
Rodney Holman	50	736	14.7	73t	9
James Brooks	37	306	8.3	25	2
Ira Hillary	17	162	9.5	17	1
Mike Martin	15	160	10.7	21	2
Eric Kattus	12	93	7.8	16	0
Kendal Smith	10	140	14.0	41t	1
Stanford Jennings	10	119	11.9	43t	1
Eric Ball	6	44	7.3	15	0
Jim Riggs	5	29	5.8	9	0
Craig Taylor	4	44	11.0	18t	2
John Garrett	2	29	14.5	18	0
John Holfield	2	18	9.0	14	0
Carl Parker	1	45	45.0	45	0
BENGALS	288	3950	13.7	74t	32
OPPONENTS	256	3383	13.2	84t	22

INTERCEPTIONS	NO	YDS	AVG	LG	TD
David Fulcher	8	87	10.9	22	0
Eric Thomas	4	18	4.5	18t	1
Rickey Dixon	3	47	15.7	28	0
Lewis Billups	2	0	0.0	0	0
Joe Kelly	1	25	25.0	25	0
Leon White	1	22	22.0	22	0
Richard Carey	1	5	5.0	5	0
Barney Bussey	1	0	0.0	0	0
BENGALS	21	204	9.7	28	1
OPPONENTS	13	42	3.2	19	0

PUNTING	NO	YDS	AVG	NET	TB	IN-20	LG	BLK.
Lee Johnson	61	2446	40.1	30.2	11	14	62	2
Jim Breech	2	58	29.0	19.0	1	1	32	0
BENGALS	65	2504	38.5	29.9	12	15	62	2
OPPONENTS	75	2935	39.1	34.7	6	16	57	1

PUNT RETURNS	NO	FC	YDS	AVG	LG	TD
Mike Martin	15	4	107	7.1	17	0
Kendal Smith	12	2	54	4.5	15	0
Ira Hillary	6	4	19	3.2	10	0
Richard Carey	3	2	29	9.7	13	0
BENGALS	36	12	209	5.8	17	0
OPPONENTS	33	5	323	9.8	45	0

KICKOFF RETURNS	NO	YDS	AVG	LG	TD
Stanford Jennings	26	525	20.2	33	0
Ira Hillary	14	223	15.9	29	0
Richard Carey	6	104	17.3	23	0
Kendal Smith	5	65	13.0	19	0
Eric Ball	1	19	19.0	19	0
Craig Taylor	1	5	5.0	5	0
John Holfield	1	0	0.0	0	0
Robert Jackson	0f	0	—	—	0
BENGALS	54	941	17.4	33	0
OPPONENTS	55	1203	21.9	66	0

FIELD GOALS	1-19	20-29	30-39	40-49	50+
Jim Breech	0-0	9-9	3-4	0-1	0-0
Jim Gallery	0-0	1-1	0-1	1-4	0-0
BENGALS	0-0	10-10	3-5	1-5	0-0
OPPONENTS	0-0	9-9	7-8	4-8	0-2

Jim Breech: (—), (—), (—), (—), (24G, 27G), (20G, 22G), (30G, 29G, 23G, 21G), (—), (34N), (38G), (49N), (—), (—), (24G), (27G, 30G), (—).

Jim Gallery: (45N), (26G, 47G), (48N, 44N), (31N), (—), (—), (—), (—), (—), (—), (—), (—), (—), (—), (—), (—), (—), (—).

Opponents: (29G), (38G), (—), (23G), (46N, 24G, 40G, 34G), (29G, 33G), (27G), (—), (46N), (32G, 42G, 37G, 28G), (—), (24G), (51N, 48N), (41N, 48G), (32N), (31G, 37G, 22G, 42G, 24G, 52N).

PASSING	ATT	CMP	YDS	CMP%	YDS/ATT	TD	TD%	INT	INT%	LG	SKD-YDS	RAT
Boomer Esiason	455	258	3525	56.7	7.75	28	6.2	11	2.4	74t	36-288	92.1
Erik Wilhelm	56	30	425	53.6	7.59	4	7.1	2	3.6	46t	3-17	87.3
Turk Schonert	2	0	0	0.0	0.00	0	0.0	0	0.0	—	2-27	39.6
BENGALS	513	288	3950	56.1	7.70	32	6.2	13	2.5	74t	41-332	91.2
OPPONENTS	482	256	3383	53.1	7.02	22	4.6	21	4.4	84t	33-248	72.6

USUAL STARTERS

OFFENSE	DEFENSE
WR Tim McGee	LDE Jim Skow
LOT Anthony Munoz	NT Tim Krumrie
LG Bruce Reimers	RDE Jason Buck
C Bruce Kozerski	LOLB Leon White
RG Max Montoya	LILB Carl Zander
ROT Brian Blados	RILB Joe Kelly
TE Joe Walter	ROLB Reggie Williams
WR Rodney Holman	LCB Lewis Billups
WR Eddie Brown	RCB Eric Thomas
QB Boomer Esiason	SS David Fulcher
HB James Brooks	FS Rickey Dixon
FB Eric Ball	
Stanford Jennings	

DEFENSE** ST AT TT SKS-YDS INT-YDS PD FF FR-YDS

David Fulcher	70	37	107	0-0	8-87	14	1	4-0
Rickey Dixon	84	19	103	0-0	3-47	16	1	0-0
Tim Krumrie	45	29	74	3-11	0-0	0	1	1-9
Joe Kelly	44	26	70	1-6	1-25	4	1	3-23
Carl Zander	43	24	67	1.5-14	0-0	3	1	1-25
Eric Thomas	49	9	58	2-23	4-18	23	1	1-0
Jason Buck	42	14	56	6-46	0-0	2	1	1-0
Lewis Billups	45	4	49	0-0	2-0	14	2	0-0
Reggie Williams	33	15	48	3.5-27	0-0	0	0	0-0
Leon White	32	15	47	2-17	1-22	4	2	2-22
Skip McClendon	24	9	33	1.5-10.5	0-0	2	2	1-0
Jim Skow	21	8	29	4.5-31	0-0	4	1	0-0
Mike Hammerstein	18	11	29	1.5-13	0-0	0	0	1-0
Leo Barker	21	6	27	0-0	0-0	2	0	0-0
Barney Bussey	20	5	25	2.5-13.5	1-0	6	0	0-0
David Grant	11	10	21	0.5-2.5	0-0	0	0	0-0
Robert Jackson	18	1	19	0-0	0-0	4	1	0-0
Solomon Wilcots	13	2	15	1-18	0-0	0	0	0-0
Kevin Walker	7	4	11	0-0	0-0	0	0	1-0
Richard Carey	6	3	9	0-0	1-5	3	0	0-0
Natu Tuatagaloa	6	1	7	2.5-15.5	0-0	2	0	0-0
Ed Brady	1	0	1	0-0	0-0	0	0	0-0

SPECIAL TEAMS** ST AT TT FF FR-YDS BP BFG BXP

Kevin Walker	11	0	11	0	0-0	0	0	0
Leo Barker	10	1	11	0	0-0	0	0	0
Ed Brady	9	1	10	0	0-0	0	0	0
Barney Bussey	9	1	10	0	0-0	0	0	0
Solomon Wilcots	8	2	10	0	0-0	0	0	0
Robert Jackson	6	0	6	0	0-0	0	0	0
Chris Barber	5	1	6	0	0-0	0	0	0
Leon White	5	1	6	0	0-0	0	0	0
Rickey Dixon	5	0	5	0	0-0	0	0	0
Richard Carey	1	2	3	0	0-0	0	0	0
Lee Johnson	2	0	2	0	0-0	0	0	0
Craig Taylor	2	0	2	0	0-0	0	0	0
Eric Thomas	2	0	2	0	0-0	1	0	0
Natu Tuatagaloa	2	0	2	0	0-0	0	0	0
Ira Hillary	1	0	1	0	0-0	0	0	0
Stanford Jennings	1	0	1	0	0-0	0	0	0
Eric Kattus	1	0	1	0	0-0	0	0	0
Rich Zander	1	0	1	0	0-0	0	0	0
Carl Zander	1	0	1	0	0-0	0	0	0
John Garrett	0	1	1	0	0-0	0	0	0

MISCELLANEOUS DEFENSE** ST AT TT FF FR-YDS

Eddie Brown	2	0	2	0	0-0
Rodney Holman	2	0	2	0	0-0</

1990 STATISTICS

RECORD: 9-7-0

HEAD COACH: SAM WYCHE

(BENGALS WON AFC CENTRAL DIVISION; SEE POSTSEASON PORTION OF TEAM HISTORY SECTION FOR POSTSEASON STATS)

DATE	W-L	SCORE	OPPONENT	ATTENDANCE
9-9-90	W	25-20	N.Y. JETS	56,467
9-16-90	W	21-16	at San Diego	48,098
9-23-90	W	41-7	NEW ENGLAND	56,470
10-1-90	L	16-31	at Seattle	60,135
10-7-90	W	34-31 (OT)	at L.A. Rams	62,619
10-14-90	L	17-48	at Houston	53,501
10-22-90	W	34-13	at Cleveland	78,567
10-28-90	L	17-38	at Atlanta	53,214
11-4-90	L	7-21	NEW ORLEANS	60,067
11-11-90			— BYE —	
11-18-90	W	27-3	PITTSBURGH	60,064
11-25-90	L	20-34	INDIANAPOLIS	60,051
12-2-90	W	16-12	at Pittsburgh	58,200
12-9-90	L	17-20 (OT)	SAN FRANCISCO	60,084
12-16-90	L	7-24	at L.A. Raiders	54,132
12-23-90	W	40-20	HOUSTON	60,044
12-30-90	W	21-14	CLEVELAND	60,041

TEAM STATISTICS	BENGALS	OPPONENTS
TOTAL FIRST DOWNS	277	308
Rushing	107	116
Passing	151	180
Penalty	19	12
3rd Down: Made-Att.	79-196	93-213
3rd Down Pct.	40.3	43.7
4th Down: Made-Att.	12-19	2-12
4th Down Pct.	63.2	16.7
POSSESSION AVG.	29:21	30:39
TOTAL NET YARDS	5063	5605
Avg. Per Game	316.4	350.3
Total Plays	943	1010
Avg. Per Play	5.4	5.5
NET YARDS RUSHING	2120	2085
Avg. Per Game	132.5	130.3
Total Rushes	484	442
NET YARDS PASSING	2943	3520
Avg. Per Game	183.9	220.0
Sacked-Yards Lost	34-209	25-205
Gross Yards	3152	3725
Att.-Completions	425-237	543-300
Completion Pct.	55.8	55.2
Had Intercepted	23	15
PUNTS-AVG.	65-42.1	63-41.8
Net Punting Avg.	34.0	36.5
PENALTIES-YARDS	83-627	101-824
FUMBLES-BALLS LOST	25-12	32-16
TOUCHDOWNS	44	41
Rushing	16	15
Passing	25	24
Returns	3	2

SCORE BY PERIODS	1	2	3	4	OT	PTS
BENGALS	79	110	78	90	3	360
OPPONENTS	70	115	101	63	3	352

SCORING	TD	TD-R	TD-P	TD-Rt	PAT	FG	S	PTS
Jim Breech	0	0	0	0	41-44	17-21	0	92
James Brooks	9	5	4	0	—	—	0	54
Eddie Brown	9	0	9	0	—	—	0	54
Ickey Woods	6	6	0	0	—	—	0	36
Rodney Holman	5	0	5	0	—	—	0	30
Craig Taylor	3	2	1	0	—	—	0	18
Eric Ball	2	1	1	0	—	—	0	12
Harold Green	2	1	1	0	—	—	0	12
Eric Kattus	2	0	2	0	—	—	0	12
James Francis	1	0	0	1	—	—	1	8
Mike Barber	1	0	1	0	—	—	0	6
Barney Bussey	1	0	0	1	—	—	0	6
Stanford Jennings	1	1	0	0	—	—	0	6
Tim McGee	1	0	1	0	—	—	0	6
Mitchell Price	1	0	0	1	—	—	0	6
David Fulcher	0	0	0	0	—	—	1	2
Lee Johnson	0	0	0	0	—	0-1	0	0
BENGALS	44	16	25	3	41-44	17-22	2	360
OPPONENTS	41	15	24	2	40-41	22-29	0	352

Two-point conversions: (NA*).

PASSING	ATT	CMP	YDS	CMP%	YDS/ATT	TD	TD%	INT	INT%	LG	SKD-YDS	RAT
Boomer Esiason	402	224	3031	55.7	7.54	24	6.0	22	5.5	53	31-198	77.0
Erik Wilhelm	19	12	117	63.2	6.16	0	0.0	0	0.0	19	1-2	80.4
Todd Philcox	2	0	0	0.0	0.00	0	0.0	1	50.0	—	2-9	0.0
Lynn James	1	0	0	0.0	0.00	0	0.0	0	0.0	—	0-0	39.6
Lee Johnson	1	1	4	100.0	4.00	1	100.0	0	0.0	4t	0-0	122.9
BENGALS	425	237	3152	55.8	7.42	25	5.9	23	5.4	53	34-209	76.5
OPPONENTS	543	300	3725	55.2	6.86	24	4.4	15	2.8	75	25-205	79.9

RUSHING	ATT	YDS	AVG	LG	TD
James Brooks	195	1004	5.1	56t	5
Harold Green	83	353	4.3	39	1
Ickey Woods	64	268	4.2	32	6
Craig Taylor	51	216	4.2	24	2
Boomer Esiason	49	157	3.2	21	0
Eric Ball	22	72	3.3	15	1
Stanford Jennings	12	46	3.8	13	1
Lynn James	1	11	11.0	11	0
Erik Wilhelm	6	6	1.0	4	0
Mike Barber	1	-13	-13.0	-13	0
BENGALS	484	2120	4.4	56t	16
OPPONENTS	442	2085	4.7	88	15

RECEIVING	REC	YDS	AVG	LG	TD
Eddie Brown	44	706	16.0	50t	9
Tim McGee	43	737	17.1	52	1
Rodney Holman	40	596	14.9	53	5
James Brooks	26	269	10.3	35	4
Ickey Woods	20	162	8.1	22	0
Mike Barber	14	196	14.0	28	1
Harold Green	12	90	7.5	22	1
Eric Kattus	11	145	13.2	31	2
Jim Riggs	8	79	9.9	21	0
Kendal Smith	7	45	6.4	11	0
Stanford Jennings	4	23	5.8	13	0
Lynn James	3	36	12.0	16	0
Craig Taylor	3	22	7.3	20	1
Eric Ball	2	46	23.0	48t	1
BENGALS	237	3152	13.3	53	25
OPPONENTS	300	3725	12.4	75	24

INTERCEPTIONS	NO	YDS	AVG	LG	TD
Barney Bussey	4	37	9.3	18	0
David Fulcher	4	20	5.0	18	0
Lewis Billups	3	39	13.0	29	0
Leon White	1	21	21.0	21	0
James Francis	1	17	17.0	17t	1
Carl Zander	1	12	12.0	12	0
Mitchell Price	1	0	0.0	0	0
BENGALS	15	146	9.7	29	1
OPPONENTS	23	233	10.1	30t	1

PUNTING	NO	YDS	AVG	NET	TB	IN-20	LG	BLK.
Lee Johnson	64	2705	42.3	34.3	8	12	70	0
Jim Breech	1	34	34.0	14.0	1	0	34	0
BENGALS	65	2739	42.1	34.0	9	12	70	0
OPPONENTS	63	2634	41.8	36.5	4	19	65	0

PUNT RETURNS	NO	FC	YDS	AVG	LG	TD
Mitchell Price	29	14	251	8.7	66t	1
Kendal Smith	1	0	4	4.0	4	0
BENGALS	30	14	255	8.5	66t	1
OPPONENTS	36	11	352	9.8	79t	1

KICKOFF RETURNS	NO	YDS	AVG	LG	TD
Stanford Jennings	29	584	20.1	33	0
Eric Ball	16	366	22.9	38	0
Mitchell Price	10	191	19.1	33	0
Lynn James	1	43	43.0	43	0
Kendal Smith	2	35	17.5	20	0
Craig Taylor	1	16	16.0	16	0
Mike Barber	1	14	14.0	14	0
Eric Kattus	1	10	10.0	10	0
Jim Riggs	1	7	7.0	7	0
BENGALS	62	1266	20.4	43	0
OPPONENTS	43	945	22.0	64	0

FIELD GOALS	1-19	20-29	30-39	40-49	50+
Jim Breech	0-0	6-6	5-6	6-9	0-0
Lee Johnson	0-0	0-0	0-0	0-0	0-1
BENGALS	0-0	6-6	5-6	6-9	0-1
OPPONENTS	1-1	11-11	7-7	2-7	1-3

Jim Breech: (43G, 42N, 44G, 37G), (—), (46G, 23G), (34G, 26G, 43G), (40G, 44G), (29G), (20G, 21G), (35G), (43N), (21G, 31G), (—), (34N, 46N), (38G), (—), (—), (—).

Lee Johnson: (—), (—), (—), (—), (52N), (—), (—), (—), (—), (—), (—), (—), (—), (—), (—), (—).

Opponents: (33G, 26G), (19G, 44N), (—), (51G), (40G), (22G, 23G), (21G, 41N, 30G), (27G, 52N), (48N), (31G), (51N, 22G, 26G), (32G, 36G, 29G, 48G), (23G, 23G), (39G), (29G, 36G, 42N), (48N).

USUAL STARTERS

OFFENSE	DEFENSE
WR Tim McGee	LDE Skip McClendon
LOT Anthony Munoz	NT Tim Krumie
LG Bruce Reimers	RDE David Grant,
C Bruce Kozerski	Jason Buck
RG Ken Moyer	LOLB Leon White
ROT Joe Walter	LILB Carl Zander
TE Rodney Holman	RILB Kevin Walker
WR Eddie Brown	ROLB James Francis
QB Boomer Esiason	LCB Lewis Billups
HB James Brooks	RCB Carl Carter
FB Harold Green	SS David Fulcher
Ickey Woods	FS Solomon Wilcotts

DEFENSE**	ST	AT	TT	SKS-YDS	INT-YDS	PD	FF	FR-YDS
James Francis	62	14	76	8-65	1-17	6	2	0-0
Kevin Walker	61	14	75	1-6	0-0	0	0	0-0
David Fulcher	53	22	75	1-12	4-20	10	3	0-0
Tim Krumie	45	23	68	2-17	0-0	1	1	1-0
Barney Bussey	48	9	57	2-17	4-37	10	0	1-70
Lewis Billups	43	8	51	0-0	3-39	13	2	2-4
Rod Jones	39	8	47	0-0	0-0	12	0	1-1
Carl Carter	38	9	47	0-0	0-0	11	0	2-0
Carl Zander	37	10	47	0-0	1-12	1	1	2-40
David Grant	36	8	44	1-14	0-0	4	0	1-0
Solomon Wilcotts	33	8	41	0-0	0-0	2	2	1-3
Rickey Dixon	28	6	34	0-0	0-0	6	3	0-0
Leon White	28	6	34	1-4	1-21	4	0	0-0
Skip McClendon	25	3	28	2-17	0-0	2	0	0-0
Natu Tuatagaloa	17	7	24	4.5-32.5	0-0	1	2	2-0
Mike Hammerstein	13	6	19	2-15	0-0	0	0	0-0
Mitchell Price	13	2	15	0-0	1-0	5	0	0-0
Leo Barker	10	2	12	0-0	0-0	1	0	1-0
Eric Thomas	11	0	11	0-0	0-0	2	0	0-0
Jason Buck	7	4	11	0.5-5.5	0-0	1	0	0-0
Bernard Clark	6	4	10	0-0	0-0	0	1	0-0
Craig Ogletree	0	1	1	0-0	0-0	0	0	0-0

SPECIAL TEAMS**	ST	AT	TT	FF	FR-YDS	BP	BFG	BXP
Leo Barker.....	6	2	8	1	0-0	0	0	0
Mitchell Price.....	6	1	7	0	1-0	0	0	0
Kevin Walker.....	4	2	6	0	0-0	0	0	0
James Francis.....	5	0	5	0	0-0	0	0	0
Rod Jones.....	5	0	5	0	0-0	0	0	0
Eric Ball.....	4	1	5	0	0-0	0	0	0
Lynn James.....	4	0	4	0	0-0	0	0	0
Natu Tuatagaloa.....	4	0	4	0	0-0	0	0	0
Ed Brady.....	3	1	4	0	1-0	0	0	0
Barney Bussey.....	2	2	4	0	0-0	0	0	0
Craig Ogletree.....	3	0	3	0	0-0	0	0	0
Carl Carter.....	2	0	2	0	0-0	0	0	0
Rickey Dixon.....	2	0	2	0	0-0	0	0	0
Leon White.....	2	0	2	0	0-0	0	0	0
Solomon Wilcotts.....	2	0	2	0	0-0	0	0	0
Carl Zander.....	2	0	2	0	0-0	0	0	0
Stanford Jennings.....	1	1	2	0	0-0	0	0	0
Mike Barber.....	1	0	1	0	0-0	0	0	0
Lee Johnson.....	1	0	1	0	0-0	0	0	0
Kendal Smith.....	1	0	1	0	0-0	0	0	0
Bernard Clark.....	0	1	1	0	0-0	0	0	0
Craig Taylor.....	0	1	1	0	0-0	0	0	0

1991 STATISTICS

RECORD: 3-13-0

HEAD COACH: SAM WYCHE

DATE	W-L	SCORE	OPPONENT	ATTENDANCE
9-1-91	L	14-45	at Denver	72,855
9-8-91	L	7-30	HOUSTON	56,463
9-15-91	L	13-14	at Cleveland	78,269
9-22-91	L	27-34	WASHINGTON	52,038
9-29-91			— BYE —	
10-6-91	L	7-13	SEATTLE	60,010
10-13-91	L	23-35	at Dallas	63,275
10-21-91	L	16-35	at Buffalo	80,131
10-27-91	L	3-35	at Houston	58,634
11-3-91	W	23-21	CLEVELAND	55,077
11-10-91	L	27-33 (OT)	PITTSBURGH	55,503
11-17-91	L	10-17	at Philadelphia	63,189
11-24-91	L	14-38	L.A. RAIDERS	52,044
12-1-91	W	27-24	N.Y. GIANTS	45,063
12-9-91	L	13-37	at Miami	60,616
12-15-91	L	10-17	at Pittsburgh	35,420
12-22-91	W	29-7	NEW ENGLAND	46,394

TEAM STATISTICS	BENGALS	OPPONENTS
TOTAL FIRST DOWNS	286	308
Rushing	96	100
Passing	162	191
Penalty	28	17
3rd Down: Made-Att.	78-212	86-194
3rd Down Pct.	36.8	44.3
4th Down: Made-Att.	9-20	4-8
4th Down Pct.	45.0	50.0
POSSESSION AVG.	29.14	30.46
TOTAL NET YARDS	4969	5652
Avg. Per Game	310.6	353.3
Total Plays	993	980
Avg. Per Play	5.0	5.8
NET YARDS RUSHING	1811	1662
Avg. Per Game	113.2	103.9
Total Rushes	449	454
NET YARDS PASSING	3158	3990
Avg. Per Game	197.4	249.4
Sacked-Yards Lost	33-255	21-129
Gross Yards	3413	4119
Att.-Completions	511-290	505-303
Completion Pct.	56.8	60.0
Had Intercepted	22	17
PUNTS-AVG.	65-43.5	57-42.0
Net Punting Avg.	34.3	36.4
PENALTIES-YARDS	107-845	94-808
FUMBLES-BALLS LOST	30-20	23-14
TOUCHDOWNS	27	53
Rushing	11	20
Passing	14	26
Returns	2	7

SCORE BY PERIODS	1	2	3	4	OT	PTS
BENGALS	57	71	64	71	0	263
OPPONENTS	68	163	76	122	6	435

SCORING	TD	TD-R	TD-P	TD-Rt	PAT	FG	S	PTS
Jim Breech	0	0	0	0	27-27	23-29	0	96
James Brooks	4	2	2	0	—	—	0	24
Tim McGee	4	0	4	0	—	—	0	24
Ickey Woods	4	4	0	0	—	—	0	24
Eddie Brown	2	0	2	0	—	—	0	12
Harold Green	2	2	0	0	—	—	0	12
Rodney Holman	2	0	2	0	—	—	0	12
Craig Taylor	2	2	0	0	—	—	0	12
Eric Ball	1	1	0	0	—	—	0	6
Mike Barber	1	0	1	0	—	—	0	6
Mike Dingle	1	0	1	0	—	—	0	6
David Fulcher	1	0	0	1	—	—	0	6
Lynn James	1	0	1	0	—	—	0	6
Mitchell Price	1	0	0	1	—	—	0	6
Reggie Rember	1	0	1	0	—	—	0	6
Lee Johnson	0	0	0	0	0-0	1-3	0	3
Alex Gordon	0	0	0	0	—	—	1	2
BENGALS	27	11	14	2	27-27	24-32	1	263
OPPONENTS	53	20	26	7	49-52	22-31	1	435

Two-point conversions: (NA*).

RUSHING	ATT	YDS	AVG	LG	TD
Harold Green	158	731	4.6	75t	2
James Brooks	152	571	3.8	25	2
Craig Taylor	33	153	4.6	34t	2
Ickey Woods	36	97	2.7	12	4
Mike Dingle	21	91	4.3	21	0
Boomer Esiason	24	66	2.8	16	0
Donald Hollas	12	66	5.5	27	0
Eric Ball	10	21	2.1	10	1
Erik Wilhelm	1	9	9.0	9	0
Eddie Brown	1	8	8.0	8	0
Lee Johnson	1	-2	-2.0	-2	0
BENGALS	449	1811	4.0	75t	11
OPPONENTS	454	1662	3.7	43	20

RECEIVING	REC	YDS	AVG	LG	TD
Eddie Brown	59	827	14.0	53	2
Tim McGee	51	802	15.7	52t	4
James Brooks	40	348	8.7	40	2
Rodney Holman	31	445	14.4	39	2
Mike Barber	23	255	11.1	42t	1
Craig Taylor	21	122	5.8	16	0
Harold Green	16	136	8.5	18	0
Eric Kallus	12	136	11.3	24	0
Reggie Rember	9	117	13.0	23t	1
Lynn James	7	103	14.7	22	1
Ickey Woods	6	36	6.0	16	0
Mike Dingle	5	23	4.6	12	1
Jim Riggs	4	14	3.5	7	0
Shane Garrett	3	32	10.7	13	0
Eric Ball	3	17	5.7	9	0
BENGALS	290	3413	11.8	53	14
OPPONENTS	303	4119	13.6	74t	26

INTERCEPTIONS	NO	YDS	AVG	LG	TD
David Fulcher	4	51	12.8	27t	1
Eric Thomas	3	0	0.0	0	0
Rickey Dixon	2	62	31.0	47	0
Barney Bussey	2	18	9.0	18	0
Leo Barker	1	29	29.0	29	0
Alonzo Miltz	1	8	8.0	8	0
Richard Fain	1	1	1.0	1	0
James Francis	1	0	0.0	0	0
David Grant	1	0	0.0	0	0
Mitchell Price	1	0	0.0	0	0
BENGALS	17	169	9.9	47	1
OPPONENTS	22	331	15.0	52t	3

PUNTING	NO	YDS	AVG	NET	TB	IN-20	LG	BLK.
Lee Johnson	64	2795	43.7	34.7	6	15	62	0
Jim Breech	1	33	33.0	13.0	1	0	33	0
BENGALS	65	2828	43.5	34.3	7	15	62	0
OPPONENTS	57	2394	42.0	36.4	2	14	59	0

PUNT RETURNS	NO	FC	YDS	AVG	LG	TD
Mitchell Price	14	6	203	14.5	78t	1
Mike Barber	13	5	70	5.4	15	0
Shane Garrett	1	0	7	7.0	7	0
Lynn James	1	0	0	0.0	0	0
BENGALS	29	11	280	9.7	78t	1
OPPONENTS	38	7	456	12.0	75t	2

KICKOFF RETURNS	NO	YDS	AVG	LG	TD
Eric Ball	13	262	20.2	24	0
Shane Garrett	13	214	16.5	24	0
James Brooks	11	190	17.3	35	0
Mike Dingle	7	176	25.1	63	0
Lynn James	8	143	17.9	26	0
Mitchell Price	5	91	18.2	22	0
Harold Green	4	66	16.5	20	0
Joe King	3	34	11.3	17	0
Jim Riggs	2	28	14.0	15	0
Rodney Holman	1	15	15.0	15	0
Mike Barber	1	7	7.0	7	0
Eric Thomas	1	-1	-1.0	-1	0
BENGALS	69	1225	17.8	63	0
OPPONENTS	38	741	19.5	34	0

FIELD GOALS	1-19	20-29	30-39	40-49	50+
Jim Breech	0-0	9-10	8-10	5-6	1-3
Lee Johnson	0-0	0-0	0-0	0-0	1-3
BENGALS	0-0	9-10	8-10	5-6	2-6
OPPONENTS	2-2	4-4	9-13	6-11	1-1
Jim Breech: (—), (33N), (21G, 36G), (46G, 25G), (—), (45G, 24G, 26G), (32G, 42G), (50N, 20G), (23G, 38G, 38G), (29G, 47G), (38G), (—), (35G, 35G), (39N, 27G, 50G), (50N, 39G, 48N, 26N), (49G, 25G).					
Lee Johnson: (—), (—), (—), (—), (—), (—), (53G), (—), (—), (—), (—), (55N), (—), (52N), (—), (—).					
Opponents: (30N, 42N, 19G), (19G, 21G, 37G), (30G, 42G, 38G, 45G), (40G, 26G), (45N, 36G, 31G), (—), (—), (33G, 45N), (47N, 34N), (44G, 46G, 37N), (42N, 37G), (29G), (37G), (50G, 22G, 36G), (47G, 39N), (—).					

PASSING	ATT	CMP	YDS	CMP%	YDS/ATT	TD	TD%	INT	INT%	LG	SKD-YDS	RAT
Boomer Esiason	413	233	2883	56.4	6.98	13	3.1	16	3.9	53	25-190	72.5
Donald Hollas	55	32	310	58.2	5.64	1	1.8	4	7.3	23t	7-57	49.8
Erik Wilhelm	42	24	217	57.1	5.17	0	0.0	2	4.8	29	1-8	51.4
Lee Johnson	1	1	3	100.0	3.00	0	0.0	0	0.0	3	0-0	79.2
BENGALS	511	290	3413	56.8	6.68	14	2.7	22	4.3	53	33-255	68.4
OPPONENTS	505	303	4119	60.0	8.16	26	5.1	17	3.4	74t	21-129	89.2

USUAL STARTERS

OFFENSE	DEFENSE
WR Tim McGee	LDE Alonzo Miltz
LOT Anthony Munoz	NT Tim Krumrie
LG Bruce Reimers	RDE David Grant
C Bruce Kozerski	LOLB James Francis
RG Paul Jetton	LILB Leo Barker
Ken Moyer	RILB Carl Zander
ROT Joe Walter	ROLB Alfred Williams
TE Rodney Holman	LCB Wayne Haddix
WR Eddie Brown	RCB Lewis Billups
QB Boomer Esiason	SS David Fulcher
RB James Brooks	FS Rickey Dixon
RB Harold Green	Barney Bussey

DEFENSE**	ST	AT	TT	SKS-YDS	INT-YDS	PD	FF	FR-YDS
David Fulcher	68	27	95	0-0	4-51	9	4	3-12
Tim Krumrie	56	12	68	4-26	0-0	1	1	1-0
James Francis	50	18	68	3-21	1-0	7	0	1-0
Rickey Dixon	58	7	65	0-0	2-62	8	1	0-0
Eric Thomas	51	5	56	0-0	3-0	18	0	1-0
Leo Barker	44	11	55	0-0	1-29	1	0	0-0
Alonzo Miltz	40	8	48	0-0	1-8	2	0	1-0
Carl Zander	37	10	47	0-0	0-0	1	2	1-0
Alfred Williams	36	4	40	3-16	0-0	3	1	2-24
Barney Bussey	31	8	39	0-0	2-18	3	0	1-0
David Grant	33	4	37	2-14	1-0	1	0	0-0
Lewis Billups	32	3	35	1-9	0-0	6	0	1-7
Mitchell Price	16	1	17	0-0	1-0	4	0	1-0
Kevin Walker	15	2	17	1-5	0-0	0	0	0-0
Natu Tuatagaloa	14	1	15	2-8	0-0	1	1	0-0
Lamar Rogers	10	4	14	0-0	0-0	1	0	0-0
Wayne Haddix	12	1	13	0-0	0-0	7	0	0-0
Richard Fain	8	2	10	0-0	1-1	3	0	0-0
Leon White	8	2	10	0-0	0-0	0	0	0-0
Rod Jones	9	0	9	0-0	0-0	3	0	0-0
Alex Gordon	6	2	8	2-8	0-0	0	0	0-0
Bernard Clark	5	3	8	0-0	0-0	0	0	0-0
Skip McClendon	5	1	6	0-0	0-0	0	0	0-0
Fernandus Vinson	4	2	6	0-0	0-0	2	0	0-0
Antoine Bennett	3	0	3	0-0	0-0	1	0	0-0
Daniel Stubbs	3	0	3	3-22	0-0	0	1	0-0
Joe King	2	1	3	0-0	0-0	0	0	0-0
Ed Brady	0	1	1	0-0	0-0	0	0	0-0
Rod Saddler	0	1	1	0-0	0-0	0	0	0-0

SPECIAL TEAMS**	ST	AT	TT	FF	FR-YDS	BP	BFG	BXP
Ed Brady	11	1	12	0	0-0	0	0	0
Alex Gordon	5	3	8	0	1-0	0	0	0
Leo Barker	6	0	6	0	0-0	0	0	0
Leon White	6	0	6	0	0-0	0	0	0
Bernard Clark	5	0	5	0	0-0	0	0	0
Reggie Rember	4	1	5	0	0-0	0	0	0
Fernandus Vinson	4	0	4	0	0-0	0	0	0
Lynn James	3	1	4	0	0-0	0	0	0
Mike Barber	3	0	3	0	0-0	0	0	0
Richard Fain	3	0	3	0	0-0	0	0	0
Mitchell Price	3	0	3	0	0-0	0	0	0
Barney Bussey	2	0	2	0	0-0	0	0	0
Rickey Dixon	2	0	2	0	0-0	0	0	0
Joe King	2	0	2	0	0-0	0	0	0
Eric Ball	1	0	1	0	0-0	0	0	0
Lewis Billups	1	0	1	0	0-0	0	0	0
Wayne Haddix	1	0	1	0	0-0	0	0	0
Donald Hollas	1	0	1	0	0-0	0	0	0
Rod Jones	1	0	1	0	0-0	0	0	0
Natu Tuatagaloa	1	0	1	0	0-0	0	0	0
Kevin Walker	1	0	1	0	0-0	0	0	0
Carl Zander	1	0	1	0	0-0	0	0	0
Mike Dingle	0	1	1	0	0-0	0	0	0
Eric Thomas	0	0	0	0	0-0	0	3	0
Rod Saddler	0	0	0	0	0-0	0	0	1

RECORD: 5-11-0

PASSING	ATT	CMP	YDS	CMP%	YDS/ATT	TD	TD%	INT	INT%	LG	SKD-YDS	RAT
Boomer Esiason	278	144	1407	51.8	5.06	11	4.0	15	5.4	38	19-150	57.0
David Klingler	98	47	530	48.0	5.41	3	3.1	2	2.0	83t	18-146	66.3
Donald Hollas	58	35	335	60.3	5.78	2	3.4	0	0.0	24t	8-45	87.9
Jim Breech	1	1	12	100.0	12.00	0	0.0	0	0.0	12	0-0	116.7
BENGALS	435	227	2284	52.2	5.25	16	3.7	17	3.9	83t	45-341	63.4
OPPONENTS	489	288	3620	58.9	7.40	24	4.9	16	3.3	47	45-294	84.4

Opponents: (40G), (52N, 27B, 59N), (32N, 37G, 47N), (—), (39G), (21G, 45N, 27G), (27G, 47N), (39G), (47N, 52N), (27N, 42G, 36N), (35G, 27G, 20G, 29G), (49N), (34G, 30G, 27G), (21G, 48G), (27G), (—).

MISCELLANEOUS DEFENSE**	ST	AT	FF	FR-YDS
Harold Green.....	3	0	3	0-0
Carl Pickens.....	3	0	3	0-0
Rodney Holman.....	2	0	2	0-0
Boomer Esiason.....	1	0	1	0-0
Bruce Kozerski.....	1	0	1	0-0
Tim McGee.....	1	0	1	0-0
Jeff Query.....	1	0	1	0-0

** NOTE: All defensive statistics above are press box statistics produced at the games.

1993 STATISTICS

RECORD: 3-13-0

HEAD COACH: DAVE SHULA

DATE	W-L	SCORE	OPPONENT	ATTENDANCE
9-5-93	L	14-27	at Cleveland	75,508
9-12-93	L	6-9	INDIANAPOLIS	50,299
9-19-93	L	7-34	at Pittsburgh	53,682
9-26-93	L	10-19	SEATTLE	46,880
10-3-93			— BYE —	
10-10-93	L	15-17	at Kansas City	75,394
10-17-93	L	17-28	CLEVELAND	55,647
10-24-93	L	12-28	at Houston	50,039
10-31-93			— BYE —	
11-7-93	L	16-24	PITTSBURGH	51,202
11-14-93	L	3-38	HOUSTON	42,347
11-21-93	L	12-17	at N.Y. Jets	64,264
11-28-93	W	16-10	L.A. RAIDERS	43,272
12-5-93	L	8-21	at San Francisco	60,039
12-12-93	L	2-7	at New England	29,794
12-19-93	W	15-3	L.A. RAMS	36,612
12-26-93	W	21-17	ATLANTA	27,014
1-2-94	L	13-20	at New Orleans	58,036

TEAM STATISTICS	BENGALS	OPPONENTS
TOTAL FIRST DOWNS.....	239	306
Rushing.....	89	134
Passing.....	133	159
Penalty.....	17	13
3rd Down: Made-Att.....	80-232	85-212
3rd Down Pct.....	34.5	40.1
4th Down: Made-Att.....	10-26	7-11
4th Down Pct.....	38.5	63.6
POSSESSION AVG.....	28:58	31:02
TOTAL NET YARDS.....	4052	5018
Avg. Per Game.....	253.3	313.6
Total Plays.....	986	1000
Avg. Per Play.....	4.1	5.0
NET YARDS RUSHING.....	1511	2220
Avg. Per Game.....	94.4	138.8
Total Rushes.....	423	521
NET YARDS PASSING.....	2541	2798
Avg. Per Game.....	158.8	174.9
Sacked-Yards Lost.....	53-289	22-154
Gross Yards.....	2830	2952
Att.-Completions.....	510-272	457-251
Completion Pct.....	53.3	54.9
Had Intercepted.....	11	12
PUNTS-AVG.....	90-43.9	74-42.2
Net Punting Avg.....	36.6	36.2
PENALTIES-YARDS.....	105-773	73-567
FUMBLES-BALLS LOST.....	24-9	22-14
TOUCHDOWNS.....	16	37
Rushing.....	3	15
Passing.....	11	20
Returns.....	2	2

SCORE BY PERIODS	1	2	3	4	OT	PTS
BENGALS.....	41	74	18	54	0	187
OPPONENTS.....	42	119	63	95	0	319

SCORING	TD	TD-R	TD-P	TD-Rt	PAT	FG	S	PTS
Doug Pelfrey.....	0	0	0	0	13-16	24-31	0	85
Carl Pickens.....	6	0	6	0	—	—	0	36
Jeff Query.....	4	0	4	0	—	—	0	24
Eric Ball.....	1	1	0	0	—	—	0	6
Mike Brim.....	1	0	0	1	—	—	0	6
Derrick Fenner.....	1	1	0	0	—	—	0	6
Ostell Miles.....	1	1	0	0	—	—	0	6
Craig Thompson.....	1	0	1	0	—	—	0	6
Darryll Williams.....	1	0	0	1	—	—	0	6
Alfred Williams.....	0	0	0	0	—	—	1	2
(team).....	—	—	—	—	—	—	2	4
BENGALS.....	16	3	11	2	13-16	24-31	3	187
OPPONENTS.....	37	15	20	2	37-37	20-28	0	319

Two-point conversions: (NA*).

RUSHING	ATT	YDS	AVG	LG	TD
Harold Green.....	215	589	2.7	25	0
Derrick Fenner.....	121	482	4.0	26	1
David Klingler.....	41	282	6.9	29	0
Ostell Miles.....	22	56	2.5	15	1
Jay Schroeder.....	10	41	4.1	20	0
Eric Ball.....	8	37	4.6	18	1
Jeff Query.....	2	13	6.5	8	0
Patrick Robinson.....	1	6	6.0	6	0
Ryan Benjamin.....	3	5	1.7	2	0
BENGALS.....	423	1511	3.6	29	3
OPPONENTS.....	521	2220	4.3	38t	15

RECEIVING	REC	YDS	AVG	LG	TD
Jeff Query.....	56	654	11.7	51	4
Derrick Fenner.....	48	427	8.9	40	0
Tony McGee.....	44	525	11.9	37	0
Carl Pickens.....	43	565	13.1	36	6
Harold Green.....	22	115	5.2	16	0
Craig Thompson.....	17	87	5.1	10	1
Reggie Rembert.....	8	101	12.6	21	0
Patrick Robinson.....	8	72	9.0	14	0
Ostell Miles.....	6	89	14.8	27	0
Wesley Carroll.....	6	81	13.5	28	0
David Frisch.....	6	43	7.2	12	0
Eric Ball.....	4	39	9.8	24	0
Jeff Thomason.....	2	8	4.0	5	0
Ryan Benjamin.....	1	16	16.0	16	0
Milt Stegall.....	1	8	8.0	8	0
BENGALS.....	272	2830	10.4	51	11
OPPONENTS.....	251	2952	11.8	71t	20

INTERCEPTIONS	NO	YDS	AVG	LG	TD
Mike Brim.....	3	74	24.7	30	1
Darryll Williams.....	2	126	63.0	97t	1
Sheldon White.....	2	19	9.5	14	0
James Francis.....	2	12	6.0	12	0
Alan Grant.....	1	17	17.0	17	0
Rod Jones.....	1	0	0.0	0	0
Steve Tovar.....	1	0	0.0	0	0
Leonard Wheeler.....	0	^24	—	24	0
BENGALS.....	12	272	22.7	97t	2
OPPONENTS.....	11	49	4.5	30	0

PUNTING	NO	YDS	AVG	NET	TB	IN-20	LG	BLK.
Lee Johnson.....	90	3954	43.9	36.6	12	24	60	0
BENGALS.....	90	3954	43.9	36.6	12	24	60	0
OPPONENTS.....	74	3123	42.2	36.2	6	20	72	1

PUNT RETURNS	NO	FC	YDS	AVG	LG	TD
Patrick Robinson.....	43	6	305	7.1	36	0
Carl Pickens.....	4	2	16	4.0	9	0
Marcello Simmons.....	1	0	0	0.0	0	0
BENGALS.....	48	8	321	6.7	36	0
OPPONENTS.....	47	13	416	8.9	39	0

KICKOFF RETURNS	NO	YDS	AVG	LG	TD
Patrick Robinson.....	30	567	18.9	42	0
Eric Ball.....	23	501	21.8	45	0
Ryan Benjamin.....	4	78	19.5	24	0
Ostell Miles.....	4	65	16.3	24	0
Eric Shaw.....	0f	0	—	—	0
BENGALS.....	61	1211	19.9	45	0
OPPONENTS.....	38	831	21.9	66	0

FIELD GOALS	1-19	20-29	30-39	40-49	50+
Doug Pelfrey.....	0-0	8-8	6-10	8-10	2-3
BENGALS.....	0-0	8-8	6-10	8-10	2-3
OPPONENTS.....	0-0	3-5	11-13	5-8	1-2

Doug Pelfrey: (—), (35G, 23G, 35N), (44N), (34N, 38N, 23G), (23G, 24G, 42G, 47G, 34G), (49G), (53G, 50G), (32G), (46G), (28G), (45G, 33N, 34G, 44G), (48G, 39G), (—), (43G, 44N, 28G, 52N, 25G), (—), (22G, 31G).

Opponents: (28G, 34G), (53G, 31G, 39N, 42G), (33G, 34G), (32G, 35G, 23G, 35G), (37G), (—), (—), (23G), (39G), (42G), (41N, 44N, 31N, 48N, 34G), (—), (27N), (26N, 32G), (49G), (54N, 43G, 49G).

PASSING	ATT	CMP	YDS	CMP%	YDS/ATT	TD	TD%	INT	INT%	LG	SKD-YDS	RAT
David Klingler.....	343	190	1935	55.4	5.64	6	1.7	9	2.6	51	40-202	66.6
Jay Schroeder.....	159	78	832	49.1	5.23	5	3.1	2	1.3	37	13-87	70.0
Erik Wilhelm.....	6	4	63	66.7	10.50	0	0.0	0	0.0	27	0-0	101.4
Lee Johnson.....	1	0	0	0.0	0.00	0	0.0	0	0.0	—	0-0	39.6
Carl Pickens.....	1	0	0	0.0	0.00	0	0.0	0	0.0	—	0-0	39.6
BENGALS.....	510	272	2830	53.3	5.55	11	2.2	11	2.2	51	53-289	67.9
OPPONENTS.....	457	251	2952	54.9	6.46	20	4.4	12	2.6	71t	22-154	78.4

USUAL STARTERS

OFFENSE	DEFENSE
WR Jeff Query	LDE John Copeland
LOT Tom Scott	NT Tim Krumie
LG Ken Moyer	RDE George Hinkle
C Bruce Kozerski	LOLB James Francis
RG Tom Rayam	LILB Eric Shaw
ROT Joe Waller	Steve Tovar
TE Tony McGee	RILB Ricardo McDonald
WR Carl Pickens	ROLB Alfred Williams
QB David Klingler	LCB Mike Brim
HB Harold Green	RCB Rod Jones
FB Derrick Fenner	SS Lance Gunn
	FS Darryl Williams

DEFENSE**	ST	AT	TT	SKS-YDS	INT-YDS	PD	FF	FR-YDS
Darryll Williams.....	95	28	123	2-25	2-126	12	1	1-0
Ricardo McDonald.....	87	15	102	1-5	0-0	2	1	0-0
Steve Tovar.....	72	13	85	0-0	1-0	5	0	1-0
Tim Krumie.....	58	20	78	3-23	0-0	2	1	0-0
Rod Jones.....	46	7	53	0-0	1-0	10	1	1-0
Mike Brim.....	41	8	49	0-0	3-74	8	1	1-0
Eric Shaw.....	38	11	49	0-0	0-0	1	0	1-0
John Copeland.....	43	5	48	3-18	0-0	0	2	0-0
James Francis.....	35	6	41	2-16	2-12	7	0	1-0
Fernandus Vinson.....	27	5	32	0-0	0-0	2	1	3-0
Leonard Wheeler.....	22	7	29	0-0	0-24	1	0	0-0
Alfred Williams.....	22	7	29	4-28	0-0	3	1	0-0
Lance Gunn.....	25	3	28	0-0	0-0	5	0	1-0
Alex Gordon.....	23	3	26	0-0	0-0	2	0	0-0
Daniel Stubbs.....	20	4	24	5-31	0-0	0	0	1-0
Mike Frier.....	17	4	21	1-0	0-0	1	0	0-0
George Hinkle.....	10	6	16	1-8	0-0	1	0	0-0
Alan Grant.....	11	0	11	0-0	1-17	1	0	0-0
Marcello Simmons.....	9	0	9	0-0	0-0	5	0	0-0
Ty Parten.....	5	3	8	0-0	0-0	2	0	0-0
Sheldon White.....	5	3	8	0-0	2-19	2	0	1-0
Roosevelt Nix.....	5	0	5	0-0	0-0	1	0	0-0
R.J. Kors.....	0	2	2	0-0	0-0	0	0	0-0
Ron Carpenter.....	1	0	1	0-0	0-0	0	0	0-0
Karmeeleah McGill.....	1	0	1	0-0	0-0	0	0	0-0

SPECIAL TEAMS**	ST	AT	TT	FF	FR-YDS	BP	BFG	BXP
Steve Tovar.....	11	1	12	0	0-0	0	0	0
Randy Kirk.....	5	4	9	0	0-0	0	0	0
Eric Ball.....	7	1	8	0	0-0	0	0	0
Leonard Wheeler.....	6	1	7	1	1-0	0	0	0
R.J. Kors.....	5	1	6	0	0-0	0	0	0
Fernandus Vinson.....	5	1	6	1	0-0	1	0	0
Ricardo McDonald.....	5	0	5	0	0-0	0	0	0
Milt Stegall.....	4	1	5	0	0-0	0	0	0
Brad Smith.....	4	0	4	0	0-0	0	0	0
Ron Carpenter.....	3	1	4	0	0-0	0	0	0
Alex Gordon.....	3	1	4	0	0-0	0	0	0
James Francis.....	3	0	3	0	0-0	0	0	0
Marcello Simmons.....	3	0	3	0	0-0	0	0	0
Ostell Miles.....	2	1	3	0	0-0	0	0	0
Eric Shaw.....	2	1	3	0	0-0	0	0	0
Alan Grant.....	2	0	2	0	0-0	0	0	0
Lee Johnson.....	2	0	2	1	0-0	0	0	0
Tony McGee.....	2	0	2	0	0-0	0	0	0
Karmeeleah McGill.....	2	0	2	0	0-0	0	0	0
Sheldon White.....	2	0	2	0	0-0	0	0	0
Darryll Williams.....	0	2	2	0	1-0	0	0	0
Wesley Carroll.....	1	0	1	0	0-0	0	0	0
Carl Pickens.....	1	0	1	0	0-0	0	0	0
Reggie Rembert.....	1	0	1	0	0-0	0	0	0
Rod Jones.....	0	1	1	0	0-0	0	0	0
Craig Thompson.....	0	1	1	0	0-0	0	0	0

MISCELLANEOUS DEFENSE**	ST	AT
-------------------------	----	----

1994 STATISTICS

RECORD: 3-13-0

HEAD COACH: DAVE SHULA

DATE	W-L	SCORE	OPPONENT	ATTENDANCE
9-4-94	L	20-28	CLEVELAND	52,778
9-11-94	L	10-27	at San Diego	53,217
9-18-94	L	28-31	NEW ENGLAND	46,640
9-25-94	L	13-20	at Houston	44,253
10-2-94	L	7-23	MIAMI	55,056
10-9-94			— BYE —	
10-16-94	L	10-14	at Pittsburgh	55,353
10-23-94	L	13-37	at Cleveland	77,588
10-30-94	L	20-23	DALLAS	57,096
11-6-94	W	20-17 (OT)	at Seattle	46,630
11-13-94	W	34-31	HOUSTON	54,908
11-20-94	L	13-17	INDIANAPOLIS	55,566
11-27-94	L	13-15	at Denver	69,714
12-4-94	L	15-38	PITTSBURGH	53,401
12-11-94	L	20-27	at N.Y. Giants	67,530
12-18-94	L	7-28	at Arizona	50,110
12-24-94	W	33-30	PHILADELPHIA	39,923

TEAM STATISTICS	BENGALS	OPPONENTS
TOTAL FIRST DOWNS.....	267	310
Rushing.....	84	126
Passing.....	158	168
Penalty.....	25	16
3rd Down: Made-Att.....	66-213	92-231
3rd Down Pct.....	31.0	39.8
4th Down: Made-Att.....	12-22	4-8
4th Down Pct.....	54.5	50.0
POSSESSION AVG.....	27:11	32:49
TOTAL NET YARDS.....	4792	5154
Avg. Per Game.....	299.5	322.1
Total Plays.....	990	1053
Avg. Per Play.....	4.8	4.9
NET YARDS RUSHING.....	1556	1906
Avg. Per Game.....	97.3	119.1
Total Rushes.....	404	517
NET YARDS PASSING.....	3236	3248
Avg. Per Game.....	202.3	203.0
Sacked-Yards Lost.....	44-305	31-210
Gross Yards.....	3541	3458
Att.-Completions.....	542-289	505-294
Completion Pct.....	53.3	58.2
Had Intercepted.....	19	10
PUNTS-AVG.....	80-43.3	87-40.6
Net Punting Avg.....	35.3	34.4
PENALTIES-YARDS.....	90-618	99-861
FUMBLES-BALLS LOST.....	31-22	26-8
TOUCHDOWNS.....	27	45
Rushing.....	5	16
Passing.....	21	22
Returns.....	1	7

SCORE BY PERIODS	1	2	3	4	OT	PTS
BENGALS.....	58	66	53	96	3	276
OPPONENTS.....	85	149	79	93	0	406

SCORING	TD	TD-R	TD-P	TD-Rt	K-PAT	FG	S	PTS
Doug Pelfrey.....	0	0	0	0	24-25	28-33	0	108
Carl Pickens.....	11	0	11	0	—	—	0	66
Darnay Scott.....	5	0	5	0	—	—	0	30
Steve Broussard.....	2	2	0	0	—	—	0	14
Derrick Fenner.....	2	1	1	0	—	—	0	12
Harold Green.....	2	1	1	0	—	—	0	12
Jeff Blake.....	1	1	0	0	—	—	0	8
Jeff Cothran.....	1	0	1	0	—	—	0	6
Tim McGee.....	1	0	1	0	—	—	0	6
Tony McGee.....	1	0	1	0	—	—	0	6
Corey Sawyer.....	1	0	0	1	—	—	0	6
Alfred Williams.....	0	0	0	0	—	—	1	2
BENGALS.....	27	5	21	1	24-25	28-33	1	276
OPPONENTS.....	45	16	22	7	41-41	31-35	0	406

Two-point conversions: Jeff Blake, Steve Broussard.
BENGALS 2-2, OPPONENTS 1-4.

PASSING	ATT	CMP	YDS	CMP%	YDS/ATT	TD	TD%	INT	INT%	LG	SKD-YDS	RAT
Jeff Blake.....	306	156	2154	51.0	7.04	14	4.6	9	2.9	76	19-120	76.9
David Klingler.....	231	131	1327	56.7	5.74	6	2.6	9	3.9	56	24-165	65.7
Donald Hollas.....	2	0	0	0.0	0.00	0	0.0	1	50.0	—	1-20	0.0
Steve Broussard.....	1	0	0	0.0	0.00	0	0.0	0	0.0	—	0-0	39.6
Lee Johnson.....	1	1	7	100.0	7.00	1	100.0	0	0.0	71	0-0	135.4
Darnay Scott.....	1	1	53	100.0	53.00	0	0.0	0	0.0	53	0-0	118.8
BENGALS.....	542	289	3541	53.3	6.53	21	3.9	19	3.5	76	44-305	72.0
OPPONENTS.....	505	294	3458	58.2	6.85	22	4.4	10	2.0	81	31-210	85.4

RUSHING	ATT	YDS	AVG	LG	TD
Derrick Fenner.....	141	468	3.3	21	1
Steve Broussard.....	94	403	4.3	371	2
Harold Green.....	76	223	2.9	22	1
Jeff Blake.....	37	204	5.5	16	1
Darnay Scott.....	10	106	10.6	23	0
Jeff Cothran.....	26	85	3.3	13	0
David Klingler.....	17	85	5.0	15	0
Eric Ball.....	2	0	0.0	1	0
Tim McGee.....	1	-18	-18.0	-18	0
BENGALS.....	404	1556	3.9	371	5
OPPONENTS.....	517	1906	3.7	40	16

RECEIVING	REC	YDS	AVG	LG	TD
Carl Pickens.....	71	1127	15.9	701	11
Darnay Scott.....	46	866	18.8	76	5
Tony McGee.....	40	492	12.3	54	1
Derrick Fenner.....	36	276	7.7	29	1
Steve Broussard.....	34	218	6.4	25	0
Harold Green.....	27	267	9.9	34	1
Tim McGee.....	13	175	13.5	25	1
Troy Sadowski.....	11	54	4.9	11	0
Jeff Query.....	5	44	8.8	14	0
Jeff Cothran.....	4	24	6.0	8	1
Eric Ball.....	1	4	4.0	4	0
David Klingler.....	1	-6	-6.0	-6	0
BENGALS.....	289	3541	12.3	76	21
OPPONENTS.....	294	3458	11.8	81	22

INTERCEPTIONS	NO	YDS	AVG	LG	TD
Louis Oliver.....	3	36	12.0	19	0
Mike Brim.....	2	72	36.0	49	0
Darryl Williams.....	2	45	22.5	33	0
Corey Sawyer.....	2	0	0.0	0	0
Steve Tovar.....	1	14	14.0	14	0
BENGALS.....	10	167	16.7	49	0
OPPONENTS.....	19	176	9.3	41	2

PUNTING	NO	YDS	AVG	NET	TB	IN-20	LG	BLK.
Lee Johnson.....	79	3461	43.8	35.3	9	19	64	1
BENGALS.....	80	3461	43.3	35.3	9	19	64	1
OPPONENTS.....	87	3528	40.6	34.4	8	30	60	1

PUNT RETURNS	NO	FC	YDS	AVG	LG	TD
Corey Sawyer.....	26	16	307	11.8	821	1
Carl Pickens.....	9	2	62	6.9	16	0
Roger Jones.....	1	0	0	0.0	0	0
Darryl Williams.....	1	0	4	4.0	4	0
BENGALS.....	37	18	373	10.1	821	1
OPPONENTS.....	43	12	459	10.7	921	2

KICKOFF RETURNS	NO	YDS	AVG	LG	TD
Eric Ball.....	42	915	21.8	43	0
Darnay Scott.....	15	342	22.8	34	0
Adrian Hardy.....	8	185	23.1	42	0
Steve Broussard.....	7	115	16.4	24	0
Harold Green.....	5	113	22.6	31	0
Jeff Hill.....	4	97	24.3	40	0
Milt Stegall.....	1	16	16.0	16	0
Corey Sawyer.....	1	14	14.0	14	0
Steve Tovar.....	1	8	8.0	8	0
Tony McGee.....	1	4	4.0	4	0
Eric Shaw.....	1	1	1.0	1	0
BENGALS.....	86	1810	21.0	43	0
OPPONENTS.....	61	1408	23.1	941	2

FIELD GOALS	1-19	20-29	30-39	40-49	50+
Doug Pelfrey.....	1-1	8-8	8-10	9-10	2-4
BENGALS.....	1-1	8-8	8-10	9-10	2-4
OPPONENTS.....	1-1	10-10	14-15	5-7	1-2

Doug Pelfrey: (38G, 49G), (19G), (—), (21G, 49G), (47N), (47G), (36G, 49G, 50N), (22G, 33G), (36G, 44G, 36G, 47G, 28G, 26G), (50G, 40G), (29G, 46G, 34N), (43G, 32G, 51N), (—), (33N, 38G, 23G), (—), (28G, 36G, 22G, 54G).

Opponents: (19G, 22G), (37G, 20G), (43G, 24G, 28G, 35G), (45G, 24G), (28G, 27G, 32G), (—), (45G, 27G, 35G), (38N, 37G, 43G, 38G), (23G), (34G), (35G), (34G, 33G, 45N, 37G, 44N), (41G), (52G, 33G), (51N), (36G, 23G, 35G).

USUAL STARTERS

OFFENSE		DEFENSE	
WR	Carl Pickens	LDE	John Copeland
LOT	Kevin Sargent	LDT	Keith Rucker
LG	Dave Cadigan	RDT	Dan Wilkinson
C	Darrick Briz	RDE	Alfred Williams
RG	Ken Moyer	LLB	James Francis
ROT	Bruce Kozerski	MLB	Steve Tovar
TE	Tony McGee	RLB	Ricardo McDonald
WR	Darnay Scott	LCB	Mike Brim
QB	Jeff Blake	RCB	Rod Jones
HB	Harold Green	SS	Louis Oliver
FB	Derrick Fenner	FS	Darryl Williams

DEFENSE*	ST	AT	TT	SKS-YDS	INT-YDS	PD	FF	FR-YDS
Steve Tovar.....	95	27	122	3-23	1-14	3	3	2-0
Darryl Williams.....	87	15	102	1-7	2-45	8	2	2-0
James Francis.....	88	13	101	4.5-35	0-0	6	3	0-0
Rod Jones.....	67	8	75	0-0	0-0	8	0	0-0
Louis Oliver.....	53	10	63	1-1	3-36	10	1	0-0
Keith Rucker.....	52	6	58	2-12	0-0	2	1	0-0
Mike Brim.....	44	4	48	0-0	2-72	15	0	1-1
Alfred Williams.....	40	8	48	9.5-62	0-0	1	1	1-0
Tim Krumie.....	38	9	47	1-8	0-0	1	0	0-0
Ricardo McDonald.....	30	15	45	1-3	0-0	0	1	0-0
Dan Wilkinson.....	37	7	44	5.5-37	0-0	1	0	0-0
John Copeland.....	36	5	41	1-6	0-0	1	1	0-0
Fernandus Vinson.....	29	5	34	0-0	0-0	0	1	0-0
Corey Sawyer.....	26	5	31	0-0	2-0	13	0	1-0
Ty Parten.....	16	4	20	0-0	0-0	2	0	0-0
Santo Stephens.....	9	4	13	0-0	0-0	1	0	0-0
Roger Jones.....	5	2	7	1.5-16	0-0	0	0	0-0
David Braxton.....	3	2	5	0-0	0-0	0	0	0-0
Brett Wallerstedt.....	3	2	5	0-0	0-0	0	0	0-0
John Johnson.....	3	1	4	0-0	0-0	0	0	0-0
Artie Smith.....	2	0	2	0-0	0-0	0	0	0-0
Kimo von Oelhoffen.....	2	0	2	0-0	0-0	0	0	0-0
Eric Shaw.....	1	1	2	0-0	0-0	0	0	0-0
Bracey Walker.....	1	1	2	0-0	0-0	1	0	0-0
Ramondo Stallings.....	1	0	1	0-0	0-0	0	0	0-0

SPECIAL TEAMS*	ST	AT	TT	FF	FR-YDS	BP	BFG	BXP
Jeff Cothran.....	10	2	12	0	0-0	0	0	0
Adrian Hardy.....	10	2	12	0	1-0	1	0	0
Eric Ball.....	9	3	12	0	0-0	0	0	0
Roger Jones.....	11	0	11	1	0-0	0	0	0
Santo Stephens.....	8	1	9	0	0-0	0	0	0
Brett Wallerstedt.....	8	0	8	0	0-0	0	0	0
Greg Truitt.....	4	2	6	0	0-0	0	0	0
David Braxton.....	5	0	5	0	0-0	0	0	0
Steve Tovar.....	5	0	5	0	0-0	0	0	0
Kevin Jefferson.....	4	1	5	0	0-0	0	0	0
Corey Sawyer.....	4	0	4	0	0-0	0	0	0
Fernandus Vinson.....	4	0	4	0	0-0	0	0	0
John Johnson.....	3	0	3	0	0-0	0	0	0
Darryl Williams.....	3	0	3	0	0-0	0	0	0
Ricardo McDonald.....	1	2	3	0	0-0	0	0	0
Lee Johnson.....	2	0	2	0	0-0	0	0	0
Forey Duckett.....	1	0	1	0	0-0	0	0	0
Ty Parten.....	1	0	1	0	0-0	0	0	0
Troy Sadowski.....	1	0	1	0	0-0	0	0	0
Bracey Walker.....	1	0	1	0	0-0	0	0	

1995 STATISTICS

RECORD: 7-9-0

HEAD COACH: DAVE SHULA

DATE	W-L	SCORE	OPPONENT	ATTENDANCE
9-3-95	W	24-21 (OT)	at Indianapolis	42,445
9-10-95	W	24-17	JACKSONVILLE	48,318
9-17-95	L	21-24	at Seattle	39,492
9-24-95	L	28-38	HOUSTON	46,332
10-1-95	L	23-26	MIAMI	52,671
10-8-95	L	16-19	at Tampa Bay	41,732
10-15-95			— BYE —	
10-19-95	W	27-9	at Pittsburgh	56,684
10-29-95	L	26-29 (OT)	CLEVELAND	58,639
11-5-95	L	17-20	OAKLAND	51,265
11-12-95	W	32-25	at Houston	32,998
11-19-95	L	31-49	PITTSBURGH	54,636
11-26-95	W	17-13	at Jacksonville	68,249
12-3-95	L	10-24	at Green Bay	60,318
12-10-95	W	16-10	CHICAGO	38,642
12-17-95	L	10-26	at Cleveland	55,875
12-24-95	W	27-24	MINNESOTA	34,568

TEAM STATISTICS	BENGALS	OPPONENTS
TOTAL FIRST DOWNS	288	355
Rushing	76	117
Passing	184	215
Penalty	28	23
3rd Down: Made-Att	72-205	107-243
3rd Down Pct.	35.1	44.0
4th Down: Made-Att	10-19	8-15
4th Down Pct.	52.6	53.3
POSSESSION AVG.	26:57	33:03
TOTAL NET YARDS	5192	6349
Avg. Per Game	324.5	396.8
Total Plays	975	1127
Avg. Per Play	5.3	5.6
NET YARDS RUSHING	1439	2104
Avg. Per Game	89.9	131.5
Total Rushes	483	364
NET YARDS PASSING	3753	4245
Avg. Per Game	234.6	265.3
Sacked-Yards Lost	25-162	42-267
Gross Yards	3915	4512
Att.-Completions	586-334	602-364
Completion Pct.	57.0	60.5
Had Intercepted	18	12
PUNTS-AVG.	70-41.6	64-38.4
Net Punting Avg.	38.3	33.3
PENALTIES-YARDS	103-835	116-1143
FUMBLES-BALLS LOST	23-14	27-12
TOUCHDOWNS	37	37
Rushing	7	10
Passing	29	25
Returns	1	2

SCORE BY PERIODS	1	2	3	4	OT	PTS
BENGALS	52	99	93	102	3	349
OPPONENTS	70	131	56	114	3	374

SCORING	TD	TD-R	TD-P	TD-Rt	K-PAT	FG	S	PTS
Doug Pelfrey	0	0	0	0	34-34	29-36	0	121
Carl Pickens	17	0	17	0	—	—	0	102
Darnay Scott	5	0	5	0	—	—	0	30
Tony McGee	4	0	4	0	—	—	0	24
Eric Bieniemy	3	3	0	0	—	—	0	18
Harold Green	3	2	1	0	—	—	0	18
Jeff Blake	2	2	0	0	—	—	0	14
David Dunn	1	0	1	0	—	—	0	6
Roger Jones	1	0	0	1	—	—	0	6
Melvin Tuten	1	0	1	0	—	—	0	6
Darryl Williams	0	0	0	0	—	—	1	2
(team)	—	—	—	—	—	—	1	2
BENGALS	37	7	29	1	34-34	29-36	2	349
OPPONENTS	37	10	25	2	34-34	38-49	0	374

Two-point conversions: Jeff Blake. BENGALS 1-3, OPPONENTS 2-3.

RUSHING	ATT	YDS	AVG	LG	TD
Harold Green	171	661	3.9	23t	2
Eric Bieniemy	98	381	3.9	27	3
Jeff Blake	53	309	5.8	30	2
Jeff Cothran	16	62	3.9	15	0
James Joseph	16	40	2.5	8	0
Darnay Scott	5	11	2.2	9	0
Carl Pickens	1	6	6.0	6	0
Jason Burns	1	1	1.0	1	0
Jeff Hill	1	-3	-3.0	-3	0
David Dunn	1	-13	-13.0	-13	0
Lee Johnson	1	-16	-16.0	-16	0
BENGALS	364	1439	4.0	30	7
OPPONENTS	483	2104	4.4	38	10

RECEIVING	REC	YDS	AVG	LG	TD
Carl Pickens	99	1234	12.5	68t	17
Tony McGee	55	754	13.7	41	4
Darnay Scott	52	821	15.8	88t	5
Eric Bieniemy	43	424	9.9	33	0
Harold Green	27	182	6.7	24	1
James Joseph	20	118	5.9	13	0
David Dunn	17	209	12.3	37	1
Jeff Cothran	8	44	5.5	15	0
Troy Sadowski	5	37	7.4	12	0
Jeff Hill	4	44	11.0	18	0
Derek Ware	2	36	18.0	21	0
Melvin Tuten	2	12	6.0	9	1
BENGALS	334	3915	11.7	88t	29
OPPONENTS	364	4512	12.4	71t	25

INTERCEPTIONS	NO	YDS	AVG	LG	TD
Bracey Walker	4	56	14.0	23	0
Corey Sawyer	2	61	30.5	61	0
Andre Collins	2	3	1.5	3	0
Rod Jones	1	24	24.0	24	0
Roger Jones	1	17	17.0	17t	1
Steve Tovar	1	13	13.0	13	0
Darryl Williams	1	1	1.0	1	0
BENGALS	12	175	14.6	61	1
OPPONENTS	18	307	17.1	74	2

PUNTING	NO	YDS	AVG	NET	TB	IN-20	LG	BLK.
Lee Johnson	68	2861	42.1	38.6	4	26	61	0
Doug Pelfrey	2	52	26.0	26.0	0	0	27	0
BENGALS	70	2913	41.6	38.3	4	26	61	0
OPPONENTS	64	2455	38.4	33.3	11	22	64	1

PUNT RETURNS	NO	FC	YDS	AVG	LG	TD
Corey Sawyer	9	8	58	6.4	21	0
Eric Bieniemy	7	1	47	6.7	10	0
Carl Pickens	5	2	-2	-0.4	4	0
Thomas Bailey	0	1	0	—	—	0
Jeff Query	0	1	0	—	—	0
BENGALS	21	13	103	4.9	21	0
OPPONENTS	27	20	154	5.7	19	0

KICKOFF RETURNS	NO	YDS	AVG	LG	TD
David Dunn	50	1092	21.8	45	0
Jeff Hill	17	454	26.7	55	0
Eric Bieniemy	8	168	21.0	34	0
Corey Sawyer	2	50	25.0	28	0
James Joseph	1	17	17.0	17	0
Kimo von Oelhoffen	1	10	10.0	10	0
Andre Collins	1	-3	-3.0	-3	0
BENGALS	80	1788	22.4	62	0
OPPONENTS	65	1475	22.7	64	0

FIELD GOALS	1-19	20-29	30-39	40-49	50+
Doug Pelfrey	0-0	8-9	10-11	10-14	1-2
BENGALS	0-0	8-9	10-11	10-14	1-2
OPPONENTS	1-1	13-14	14-17	8-13	2-4

Doug Pelfrey: (25G, 44G, 32G, 38G, 47G), (42G, 48N), (38N, 49N), (—), (28G, 45N), (34G, 45G, 44G), (31G, 23G), (37G, 63N, 41G), (45G, 28G, 48G), (33G, 49G, 27G), (27G), (31G), (28G), (28G, 37G, 39G, 42N), (30G, 22B), (44G, 51G).

Opponents: (27G, 40G, 42N), (29G), (53N, 38G), (41G), (21G, 46G, 36G, 35G), (25G, 47N, 27G, 45N, 33G, 53G), (39N, 36N, 25G, 28G, 38G), (44G, 25G, 36G, 38G, 28G), (37G, 50N, 46G), (40G, 34G, 34G, 23G), (50G, 26G), (41N, 47B, 36G, 39G), (41G), (27G), (37G, 42G, 19G, 35G), (20G, 38N, 25N).

PASSING	ATT	CMP	YDS	CMP%	YDS/ATT	TD	TD%	INT	INT%	LG	SKD-YDS	RAT
Jeff Blake	567	326	3822	57.5	6.74	28	4.9	17	3.0	88t	24-152	82.1
David Klingler	15	7	88	46.7	5.87	1	6.7	1	6.7	33	1-10	59.9
Eric Bieniemy	2	0	0	0.0	0.00	0	0.0	0	0.0	—	0-0	39.6
Lee Johnson	1	1	5	100.0	5.00	0	0.0	0	0.0	5	0-0	87.5
David Dunn	1	0	0	0.0	0.00	0	0.0	0	0.0	—	0-0	39.6
BENGALS	586	334	3915	57.0	6.68	29	4.9	18	3.1	88t	25-162	81.1
OPPONENTS	602	364	4512	60.5	7.50	25	4.2	12	2.0	71t	42-267	89.2

USUAL STARTERS

OFFENSE	DEFENSE
WR Carl Pickens	LDE John Copeland
LOT Kevin Sargent	LDT Dan Wilkinson
LG Scott Brumfield	RDT Keith Rucker
C Darrick Briz	RDE Artie Smith
RG Bruce Kozerski,	LLB James Francis
Todd Kalis	MLB Steve Tovar
ROT Joe Walter	RLB Ricardo McDonald
TE Tony McGee	LCB Roger Jones
WR Darnay Scott	RCB Corey Sawyer,
QB Jeff Blake	Rod Jones
HB Harold Green	SS Bracey Walker
FB Jeff Cothran	FS Darryl Williams

DEFENSE*	ST	AT	TT	SKS-YDS	INT-YDS	PD	FF	FR-YDS
Steve Tovar	77	22	99	1-1	1-13	5	2	0-0
Darryl Williams	78	20	98	1-9	1-1	10	0	3-0
Roger Jones	75	11	86	2-8	1-17	11	2	0-0
Bracey Walker	60	25	85	0-0	4-56	13	1	2-9
James Francis	55	10	65	3-27	0-0	6	1	0-0
Ricardo McDonald	47	17	64	5-17	0-0	1	1	1-0
Andre Collins	50	12	62	4-30	2-3	6	0	0-0
John Copeland	53	8	61	9-61	0-0	4	2	0-0
Corey Sawyer	49	4	53	2-22	2-61	17	2	0-0
Artie Smith	38	6	44	2-4	0-0	0	2	0-0
Keith Rucker	32	10	42	2-8	0-0	0	1	0-0
Dan Wilkinson	30	10	40	8-48	0-0	1	1	0-0
Rod Jones	38	1	39	0-0	1-24	9	0	1-0
Leonard Wheeler	21	7	28	0-0	0-0	5	0	0-0
Brett Wallerstedt	20	2	22	0-0	0-0	1	0	0-0
Sam Shade	14	2	16	0-0	0-0	1	0	0-0
Ramondo Stallings	14	2	16	1-18	0-0	0	1	1-0
Chris Shelling	15	0	15	0-0	0-0	1	0	0-0
Kimo von Oelhoffen	7	1	8	0-0	0-0	1	0	0-0
Alfred Oglesby	3	1	4	1-3	0-0	0	0	0-0
Adrian Hardy	3	0	3	0-0	0-0	0	0	0-0
Todd Kelly	3	0	3	1-11	0-0	1	0	1-0
Ty Parten	1	2	3	0-0	0-0	0	0	0-0
Mike Brim	2	0	2	0-0	0-0	0	0	0-0
Kevin Jefferson	1	0	1	0-0	0-0	0	0	0-0

SPECIAL TEAMS*	ST	AT	TT	FF	FR-YDS	BP	BFG	BXP
Darryl Williams	10	4	14	0	0-0	1	0	0
Adrian Hardy	9	1	10	0	0-0	0	0	0
James Joseph	8	1	9	0	1-0	0	0	0
Roger Jones	8	0	8	0	0-0	0	0	0
Andre Collins	7	1	8	0	0-0	0	0	0
Kevin Jefferson	4	4	8	0	1-6	0	0	0
David Dunn	6	1	7	0	0-0	0	0	0
Chris Shelling	6	1	7	1	0-0	0	0	0
Leonard Wheeler	6	1	7	1	0-0	0	0	0
Eric Bieniemy	5	1	6	0	1-0	0	0	0
Sam Shade	4	1	5	0	0-0	0	0	0
Brett Wallerstedt	4	0	4	0	0-0	0	0	0
Jeff Hill	3	0	3	0	0-0	0	0	0
Doug Pelfrey	2	0	2	0	0-0	0	0	0
Greg Truitt	1	1	2	0	0-0	0	0	0
Randy Neal	1	0	1	0	0-0	0	0	0
Bracey Walker	1	0	1	0	0-0	0	0	0
Jeff Cothran	0	1	1	0	0-0	0	0	0
John Copeland	0	0	0	0	0-0	0	1	0

MISCELLANEOUS DEFENSE*	ST	AT	TT	FF	FR-YDS
Carl Pickens	4	0	4	0	0-0
Darnay Scott	2	0	2	0	0-0
Jeff Blake	1	0	1	0	0-0
David Dunn	1	0	1	0	0-0
Harold Green	1	0	1	0	0-0
Jeff Hill	1	0	1	0	0-0
James Joseph	1	0	1	0	0-0
Melvin Tuten	1	0	1	0	0-0
Joe Walter	1	0	1	0	0-0

1996 STATISTICS

RECORD: 8-8-0

HEAD COACH: DAVE SHULA (GAMES 1-7; RECORD 1-6),
BRUCE COSLET (GAMES 8-16; RECORD 7-2)

DATE	W-L	SCORE	OPPONENT	ATTENDANCE
9-1-96	L	16-26	at St. Louis	62,659
9-8-96	L	14-27	at San Diego	55,880
9-15-96	W	30-15	NEW ORLEANS	45,412
9-22-96			— BYE —	
9-29-96	L	10-14	DENVER	51,798
10-6-96	L	27-30 (OT)	HOUSTON	44,680
10-13-96	L	10-20	at Pittsburgh	58,875
10-20-96	L	21-28	at San Francisco	63,218
10-27-96	W	28-21	JACKSONVILLE	45,890
11-3-96	W	24-21	at Baltimore	60,743
11-10-96	W	34-24	PITTSBURGH	57,265
11-17-96	L	17-31	at Buffalo	75,549
11-24-96	W	41-31	ATLANTA	44,868
12-1-96	L	27-30	at Jacksonville	57,408
12-8-96	W	21-14	BALTIMORE	43,022
12-15-96	W	21-13	at Houston	15,131
12-22-96	W	31-24	INDIANAPOLIS	49,389

TEAM STATISTICS	BENGALS	OPPONENTS
TOTAL FIRST DOWNS	332	317
Rushing	114	109
Passing	190	196
Penalty	28	12
3rd Down: Made-Att.	102-236	94-214
3rd Down Pct.	43.2	43.9
4th Down: Made-Att.	5-12	8-13
4th Down Pct.	41.7	61.5
POSSESSION AVG.	31:33	28:27
TOTAL NET YARDS	5225	5469
Avg. Per Game	326.6	341.8
Total Plays	1088	1047
Avg. Per Play	4.8	5.2
NET YARDS RUSHING	1793	1643
Avg. Per Game	112.1	102.7
Total Rushes	478	444
NET YARDS PASSING	3432	3826
Avg. Per Game	214.5	239.1
Sacked-Yards Lost	47-294	32-202
Gross Yards	3726	4028
Att.-Completions	563-316	571-319
Completion Pct.	56.1	55.9
Had Intercepted	16	34
PUNTS-AVG.	82-44.3	61-44.4
Net Punting Avg.	34.0	38.5
PENALTIES-YARDS	90-678	102-768
FUMBLES-BALLS LOST	19-9	16-10
TOUCHDOWNS	43	42
Rushing	14	15
Passing	25	22
Returns	4	5

SCORE BY PERIODS	1	2	3	4	OT	PTS
BENGALS	57	111	65	139	0	372
OPPONENTS	67	105	86	108	3	369

SCORING	TD	TD-R	TD-P	TD-Rt	K-PAT	FG	S	PTS
Doug Pelfrey	0	0	0	0	41-41	23-28	0	110
Carl Pickens	12	0	12	0	—	—	0	74
Ki-Jana Carter	9	8	1	0	—	—	0	54
Darnay Scott	5	0	5	0	—	—	0	30
Tony McGee	4	0	4	0	—	—	0	24
Eric Blenimy	2	2	0	0	—	—	0	12
Jeff Blake	2	2	0	0	—	—	0	12
David Dunn	2	0	1	1	—	—	0	12
Garrison Hearst	1	0	1	0	—	—	0	8
Ashley Ambrose	1	0	0	1	—	—	0	6
Jeff Cothran	1	1	0	0	—	—	0	6
James Francis	1	0	0	1	—	—	0	6
James Hundon	1	0	1	0	—	—	0	6
Brian Milne	1	1	0	0	—	—	0	6
Jimmy Spencer	1	0	0	1	—	—	0	6
BENGALS	43	14	25	4	41-41	23-28	0	372
OPPONENTS	42	15	22	5	40-40	25-30	0	369

Two-point conversions: Garrison Hearst, Carl Pickens.
BENGALS 2-2, OPPONENTS 1-2.

RUSHING	ATT	YDS	AVG	LG	TD
Garrison Hearst	225	847	3.8	24	0
Jeff Blake	72	317	4.4	18	2
Eric Blenimy	56	269	4.8	33t	2
Ki-Jana Carter	91	264	2.9	31t	8
Jeff Cothran	15	44	2.9	9	1
Erik Wilhelm	6	24	4.0	18	0
Brian Milne	8	22	2.8	5	1
Darnay Scott	3	4	1.3	8	0
Carl Pickens	2	2	1.0	2	0
BENGALS	478	1793	3.8	33t	14
OPPONENTS	444	1643	3.7	45t	15

RECEIVING	REC	YDS	AVG	LG	TD
Carl Pickens	100	1180	11.8	61t	12
Darnay Scott	58	833	14.4	50t	5
Tony McGee	38	446	11.7	22	4
David Dunn	32	509	15.9	40	1
Eric Blenimy	32	272	8.5	42	0
Ki-Jana Carter	22	169	7.7	20	1
Garrison Hearst	12	131	10.9	40	1
Marco Battaglia	8	79	9.9	17	0
Jeff Cothran	7	49	7.0	14	0
Brian Milne	3	29	9.7	15	0
Troy Sadowski	3	15	5.0	8	0
James Hundon	1	14	14.0	14t	1
BENGALS	316	3726	11.8	61t	25
OPPONENTS	319	4028	12.6	57	22

INTERCEPTIONS	NO	YDS	AVG	LG	TD
Ashley Ambrose	8	63	7.9	31t	1
Jimmy Spencer	5	48	9.6	34	0
Steve Tovar	4	42	10.5	24	0
James Francis	3	61	20.3	42t	1
Bracey Walker	2	35	17.5	35	0
Greg Myers	2	10	5.0	10	0
Rod (Roderick) Jones	2	2	1.0	2	0
Bo Orlando	2	0	0.0	0	0
Corey Sawyer	2	0	0.0	0	0
Roger Jones	1	30	30.0	30	0
Gerald Dixon	1	10	10.0	10	0
Dan Wilkinson	1	7	7.0	7	0
Jevon Langford	1	0	0.0	0	0
BENGALS	34	308	9.1	42t	2
OPPONENTS	16	172	10.8	61	1

PUNTING	NO	YDS	AVG	NET	TB	IN-20	LG	BLK.
Lee Johnson	80	3630	45.4	34.4	17	16	67	1
Doug Pelfrey	1	4	4.0	4.0	0	0	4	0
BENGALS	82	3634	44.3	34.0	17	16	67	1
OPPONENTS	61	2706	44.4	38.5	7	20	65	0

PUNT RETURNS	NO	FC	YDS	AVG	LG	TD
Corey Sawyer	15	5	117	7.8	62	0
Greg Myers	9	2	51	5.7	12	0
David Dunn	7	1	54	7.7	20	0
James Hundon	1	0	-7	-7.0	-7	0
Carl Pickens	1	0	2	2.0	2	0
BENGALS	33	8	217	6.6	62	0
OPPONENTS	38	6	502	13.2	64	0

KICKOFF RETURNS	NO	YDS	AVG	LG	TD
David Dunn	35	782	22.3	90t	1
Corey Sawyer	12	241	20.1	33	0
James Hundon	10	237	23.7	31	0
Jeff Hill	9	173	19.2	29	0
Troy Sadowski	2	7	3.5	7	0
Marco Battaglia	1	8	8.0	8	0
Jeff Cothran	1	11	11.0	11	0
BENGALS	70	1459	20.8	90t	1
OPPONENTS	69	1642	23.8	95t	1

FIELD GOALS	1-19	20-29	30-39	40-49	50+
Doug Pelfrey	1-1	7-7	10-11	5-9	0-0
BENGALS	1-1	7-7	10-11	5-9	0-0
OPPONENTS	0-0	9-9	6-7	9-12	1-2

Doug Pelfrey: (27G, 35G, 47G), (—), (33G, 21G, 35G, 37N), (44G), (42G, 31G, 40N), (19G), (—), (—), (41G, 49G, 34G), (32G, 34G), (36G, 20G), (42B, 22G, 34G), (49N, 23G, 26G), (47N), (25G).

Opponents: (44N, 42G, 20G, 29G, 20G), (47G, 23G), (51G, 37G, 25G), (—), (40G, 32G, 49G), (33G, 22G), (—), (—), (—), (46G, 42N), (22G), (33G, 54N), (25G, 46G, 40G, 39G, 20G), (45N), (46G, 34N, 42G), (32G).

PASSING	ATT	CMP	YDS	CMP%	YDS/ATT	TD	TD%	INT	INT%	LG	SKD-YDS	RAT
Jeff Blake	549	308	3624	56.1	6.60	24	4.4	14	2.6	61t	44-278	80.3
Erik Wilhelm	13	7	90	53.8	6.92	1	7.7	2	15.4	38	3-16	61.9
Carl Pickens	1	1	12	100.0	12.00	0	0.0	0	0.0	12	0-0	116.7
BENGALS	563	316	3726	56.1	6.62	25	4.4	16	2.8	61t	47-294	79.4
OPPONENTS	571	319	4028	55.9	7.05	22	3.9	34	6.0	57	32-202	66.1

USUAL STARTERS

OFFENSE	DEFENSE
WR Carl Pickens	LDE John Copeland
LOT Willie Anderson,	LDT Dan Wilkinson
Melvin Tuten	RODT Tim Johnson
LG Rich Braham	RDE Artie Smith
C Darrick Brilz	LLB James Francis
RG Ken Blackman,	MLB Steve Tovar
Scott Brumfield	RLB Ricardo McDonald
RODT Joe Walter	LCB Ashley Ambrose
TE Tony McGee	RCB Jimmy Spencer
WR Darnay Scott	SS Bracey Walker
QB Jeff Blake	FS Bo Orlando
HB Garrison Hearst	
FB Jeff Cothran	

DEFENSE*	ST	AT	TT	SKS-YDS	INT-YDS	PD	FF	FR-YDS
Steve Tovar	74	30	104	3-15	4-42	11	0	0-0
Bo Orlando	72	12	84	1-6	2-0	7	1	0-0
James Francis	62	8	70	3-23	3-61	6	1	3-0
Bracey Walker	57	13	70	0-0	2-35	4	1	0-0
Jimmy Spencer	55	8	63	0-0	5-48	22	0	1-59
Ricardo McDonald	46	15	61	5-32	0-0	1	1	0-0
Ashley Ambrose	44	6	50	0-0	8-63	24	1	0-0
Dan Wilkinson	37	7	44	6.5-51.5	1-7	3	0	1-0
Tim Johnson	38	3	41	2.5-22	0-0	2	0	0-0
John Copeland	35	6	41	3-18.5	0-0	6	1	0-0
Corey Sawyer	32	6	38	1.5-11.5	2-0	10	1	0-0
Artie Smith	19	7	26	1-8	0-0	1	0	1-0
Jevon Langford	20	4	24	2-6	1-0	1	0	1-0
Tom Tumulty	16	8	24	0-0	0-0	1	0	0-0
Gerald Dixon	15	6	21	0-0	1-10	1	0	0-0
Greg Myers	17	1	18	0-0	2-10	3	0	0-0
Ramondo Stallings	13	2	15	2-6	0-0	0	2	0-0
Kimo von Oelhoffen	11	4	15	1-2.5	0-0	0	0	0-0
Rod Jones (Roderick)	13	1	14	0-0	2-2	4	0	0-0
Roger Jones	7	1	8	0-0	1-30	1	0	0-0
Sam Shade	6	2	8	0-0	0-0	0	0	0-0
Andre Collins	6	1	7	0-0	0-0	0	0	0-0
Tim Morabito	5	1	6	0.5-0	0-0	0	0	0-0
Kenny Davidson	1	0	1	0-0	0-0	0	0	1-0
Leonard Wheeler	1	0	1	0-0	0-0	0	0	0-0

SPECIAL TEAMS*	ST	AT	TT	FF	FR-YDS	BP	BFG	BXP
David Dunn	9	0	9	0	0-0	0	0	0
Tom Tumulty	8	1	9	0	0-0	0	0	0
Leonard Wheeler	8	1	9	0	0-0	0	0	0
Andre Collins	8	0	8	0	0-0	0	0	0
Eric Blenimy	7	1	8	0	0-0	0	0	0
Greg Myers	6	2	8	0	0-0	0	0	0
Rod Jones (Roderick)	6	1	7	0	0-0	0	0	0
Gerald Dixon	5	1	6	0	0-0	0	0	0
Sam Shade	5	1	6	0	0-0	0	0	0
Ashley Ambrose	5	0	5	0	0-0	0	0	0
Bo Orlando	5	0	5	0	0-0	0	0	0
Marco Battaglia	4	0	4	0	1-0	0	0	0
Greg Truitt	4	0	4	0	0-0	0	0	0
Roger Jones	2	2	4	0	0-0	0	0	0
James Hundon	3	0	3	0	0-0	0	0	0
Lee Johnson	3	0	3	0	0-0	0	0	0
Bracey Walker	3	0	3	0	0-0	0	0	0
Jeff Hill	2	0	2	0	1-0	0	0	0
Randy Neal	2	0	2	0	0-0	0	0	0
Jeff Cothran	1	0	1	0	0-0	0	0	0
Jevon Langford	1	0	1	0	0-0	0	0	0
Doug Pelfrey	1	0	1	0	0-0	0	0	0
Corey Sawyer	1	0	1	0	0-0	0	0	0

1997 STATISTICS

RECORD: 7-9-0

HEAD COACH: BRUCE COSLET

DATE	W-L	SCORE	OPPONENT	ATTENDANCE
8-31-97	W	24-21	ARIZONA	53,644
9-7-97	L	10-23	at Baltimore	52,968
9-14-97			— BYE —	
9-21-97	L	20-38	at Denver	73,871
9-28-97	L	14-31	N.Y. JETS	57,209
10-5-97	L	13-21	at Jacksonville	67,128
10-12-97	L	7-30	at Tennessee	17,071
10-19-97	L	10-26	PITTSBURGH	60,020
10-26-97	L	27-29	at N.Y. Giants	72,584
11-2-97	W	38-31	SAN DIEGO	53,754
11-9-97	W	28-13	at Indianapolis	58,473
11-16-97	L	3-20	at Pittsburgh	55,226
11-23-97	W	31-26	JACKSONVILLE	55,158
11-30-97	L	42-44	at Philadelphia	66,623
12-4-97	W	41-14	TENNESSEE	49,086
12-14-97	W	31-24	DALLAS	60,043
12-21-97	W	16-14	BALTIMORE	50,917

TEAM STATISTICS	BENGALS	OPPONENTS
TOTAL FIRST DOWNS	310	351
Rushing	104	141
Passing	171	188
Penalty	35	22
3rd Down: Made-Att	88-214	102-227
3rd Down Pct.	41.1	44.9
4th Down: Made-Att	10-20	11-16
4th Down Pct.	50.0	68.8
POSSESSION AVG.	27:56	32:04
TOTAL NET YARDS	5282	5682
Avg. Per Game	330.1	355.1
Total Plays	1002	1091
Avg. Per Play	5.3	5.2
NET YARDS RUSHING	1966	2223
Avg. Per Game	122.9	138.9
Total Rushes	452	514
NET YARDS PASSING	3316	3459
Avg. Per Game	207.3	216.2
Sacked-Yards Lost	46-287	35-209
Gross Yards	3603	3668
Att.-Completions	504-302	542-309
Completion Pct.	59.9	57.0
Had Intercepted	9	13
PUNTS-AVG.	81-42.9	69-44.7
Net Punting Avg.	35.9	40.3
PENALTY-YARDS	98-877	107-951
FUMBLES-BALLS LOST	25-13	23-10
TOUCHDOWNS	46	48
Rushing	23	15
Passing	21	30
Returns	2	3

SCORE BY PERIODS	1	2	3	4	OT	PTS
BENGALS	77	110	80	88	0	355
OPPONENTS	65	108	90	142	0	405

SCORING	TD	TD-R	TD-P	TD-Rt	K-PAT	FG	S	PTS
Doug Pelfrey	0	0	0	0	41-43	12-16	0	77
Corey Dillon	10	10	0	0	—	—	0	60
Ki-Jana Carter	7	7	0	0	—	—	0	42
Tony McGee	6	0	6	0	—	—	0	38
Carl Pickens	5	0	5	0	—	—	0	30
Darnay Scott	5	0	5	0	—	—	0	30
Jeff Blake	3	3	0	0	—	—	0	18
Eric Beniemy	2	1	0	1	—	—	0	12
David Dunn	2	0	2	0	—	—	0	12
James Hundon	2	0	2	0	—	—	0	12
Brian Milne	2	2	0	0	—	—	0	12
Marco Battaglia	1	0	1	0	—	—	0	6
John Copeland	1	0	0	1	—	—	0	6
BENGALS	46	23	21	2	41-43	12-16	0	355
OPPONENTS	48	15	30	3	45-45	24-29	0	405

Two-point conversions: Tony McGee. BENGALS 1-3, OPPONENTS 0-3.

PASSING	ATT	CMP	YDS	CMP%	YDS/ATT	TD	TD%	INT	INT%	LG	SKD-YDS	RAT
Jeff Blake	317	184	2125	58.0	6.70	8	2.5	7	2.2	50t	39-244	77.6
Boomer Esiason	186	118	1478	63.4	7.95	13	7.0	2	1.1	77t	7-43	106.9
Ki-Jana Carter	1	0	0	0.0	0.00	0	0.0	0	0.0	—	0-0	39.6
BENGALS	504	302	3603	59.9	7.15	21	4.2	9	1.8	77t	46-287	88.3
OPPONENTS	542	309	3668	57.0	6.77	30	5.5	13	2.4	83t	35-209	86.2

RUSHING	ATT	YDS	AVG	LG	TD
Corey Dillon	233	1129	4.8	71t	10
Ki-Jana Carter	128	464	3.6	79t	7
Jeff Blake	45	234	5.2	16	3
Eric Beniemy	21	97	4.6	20t	1
Brian Milne	13	32	2.5	5	2
Boomer Esiason	8	11	1.4	8	0
Darnay Scott	1	6	6.0	6	0
Lee Johnson	1	0	0.0	0	0
Scottie Graham	1	-1	-1.0	-1	0
Carl Pickens	1	-6	-6.0	-6	0
BENGALS	452	1966	4.3	79t	23
OPPONENTS	514	2223	4.3	50t	15

RECEIVING	REC	YDS	AVG	LG	TD
Darnay Scott	54	797	14.8	77t	5
Carl Pickens	52	695	13.4	50t	5
Tony McGee	34	414	12.2	37	6
Eric Beniemy	31	249	8.0	21	0
David Dunn	27	414	15.3	39t	2
Corey Dillon	27	259	9.6	28	0
Brian Milne	23	138	6.0	20	0
Ki-Jana Carter	21	157	7.5	35	0
James Hundon	16	285	17.8	61	2
Marco Battaglia	12	149	12.4	34	1
Gunnard Twyner	4	45	11.3	16	0
Scottie Graham	1	1	1.0	1	0
BENGALS	302	3603	11.9	77t	21
OPPONENTS	309	3668	11.9	83t	30

INTERCEPTIONS	NO	YDS	AVG	LG	TD
Corey Sawyer	4	44	11.0	37	0
Ashley Ambrose	3	56	18.7	29	0
Tremain Mack	1	29	29.0	29	0
Greg Myers	1	25	25.0	25	0
Sam Shade	1	21	21.0	21	0
James Francis	1	7	7.0	7	0
Bo Orlando	1	3	3.0	3	0
Jimmy Spencer	1	-2	-2.0	-2	0
BENGALS	13	183	14.1	37	0
OPPONENTS	9	26	2.9	18	0

PUNTING	NO	YDS	AVG	NET	TB	IN-20	LG	BLK.
Lee Johnson	81	3471	42.9	35.9	8	27	66	0
BENGALS	81	3471	42.9	35.9	8	27	66	0
OPPONENTS	69	3082	44.7	40.3	5	21	59	0

PUNT RETURNS	NO	FC	YDS	AVG	LG	TD
Greg Myers	26	19	201	7.7	18	0
BENGALS	26	19	201	7.7	18	0
OPPONENTS	35	10	407	11.6	85t	2

KICKOFF RETURNS	NO	YDS	AVG	LG	TD
Eric Beniemy	34	789	23.2	102t	1
David Dunn	19	487	25.6	85	0
James Hundon	10	169	16.9	28	0
Corey Dillon	6	182	30.3	58	0
Gunnard Twyner	4	72	18.0	24	0
Ki-Jana Carter	1	9	9.0	9	0
BENGALS	74	1708	23.1	102t	1
OPPONENTS	67	1406	21.0	45	0

FIELD GOALS	1-19	20-29	30-39	40-49	50+
Doug Pelfrey	0-0	4-4	3-3	5-7	0-2
BENGALS	0-0	4-4	3-3	5-7	0-2
OPPONENTS	1-1	7-8	8-10	8-10	0-0

Doug Pelfrey: (38G), (46G, 51N, 43N, 46B), (56N, 38G, 43G), (—), (—), (—), (33G), (—), (27G), (—), (25G), (20G), (—), (26G, 40G), (42G), (44G).

Opponents: (—), (37G, 32G, 41G), (25G), (44G, 36N), (27N), (40N, 47G, 45G, 19G), (43G, 32G), (35G), (45G), (31N, 42G, 45G), (34G, 25G), (21G, 35G, 29G, 25G), (33G, 25G, 31G), (—), (23G), (44N).

USUAL STARTERS

OFFENSE	DEFENSE
WR Carl Pickens	LDE John Copeland
LOT Kevin Sargent,	NT Kim von Oelhoffen
Rod Jones	RDE Dan Wilkinson
LG Rich Braham	LOLB James Francis
C Darrick Brilz	LILB Tom Tumulty
RG Ken Blackman	RILB Ricardo McDonald
ROT Willie Anderson	ROLB Gerald Dixon
TE Tony McGee	LCB Ashley Ambrose
WR Darnay Scott	RCB Jimmy Spencer
QB Jeff Blake	SS Sam Shade
HB Ki-Jana Carter,	FS Greg Myers
Corey Dillon	
FB Brian Milne	

DEFENSE*	ST	AT	TT	SKS-YDS	INT-YDS	PD	FF	FR-YDS
Sam Shade	81	15	96	4-25	1-21	7	1	1-0
Greg Myers	67	15	82	0-0	1-25	6	0	0-0
Ricardo McDonald	50	14	64	1-5	0-0	3	0	0-0
Ashley Ambrose	57	2	59	1-10	3-56	26	0	2-0
James Francis	46	11	57	3.5-9.5	1-7	6	2	1-0
Tom Tumulty	40	16	56	1-5	0-0	2	0	0-0
Gerald Dixon	41	9	50	8.5-55.5	0-0	2	1	0-0
John Copeland	35	14	49	3-16	0-0	1	0	2-25
Tito Paul	41	7	48	0-0	0-0	6	0	1-0
Kimo von Oelhoffen	32	10	42	0-0	0-0	0	0	0-0
Brentson Buckner	32	7	39	0-0	0-0	0	2	0-0
Jimmy Spencer	36	2	38	0-0	1-(-2)	12	0	0-0
Steve Tovar	30	6	36	0-0	0-0	1	0	0-0
Dan Wilkinson	24	10	34	5-29	0-0	2	1	0-0
Corey Sawyer	28	3	31	0-0	4-44	13	0	0-0
Andre Collins	25	5	30	3-10	0-0	0	0	1-0
Reinard Wilson	22	2	24	3-23	0-0	1	1	0-0
Bo Orlando	20	4	24	1-7	1-3	4	1	0-0
Billy Granville	16	4	20	0-0	0-0	2	0	0-0
Tremain Mack	14	4	18	0-0	1-29	1	0	0-0
Jevon Langford	9	5	14	1-14	0-0	1	0	0-0
Ramondo Stallings	6	0	6	0-0	0-0	0	0	0-0
Andre Purvis	2	1	3	0-0	0-0	0	0	0-0
Tim Terry	2	1	3	0-0	0-0	0	0	0-0
Canute Curtis	2	0	2	0-0	0-0	0	0	0-0
Anthone Lott	1	0	1	0-0	0-0	0	0	0-0

SPECIAL TEAMS*	ST	AT	TT	FF	FR-YDS	BP	BFG	BXP
Andre Collins	17	2	19	0	0-0	0	0	0
Sam Shade	15	2	17	1	0-0	0	0	0
Gerald Dixon	15	0	15	0	0-0	0	0	0
Steve Tovar	7	1	8	0	0-0	0	0	0
Greg Truitt	7	0	7	0	0-0	0	0	0
Greg Myers	5	1	6	0	0-0	0	0	0
Corey Sawyer	4	1	5	0	0-0	0	0	0
Marco Battaglia	4	0	4	0	1-0	0	0	0
Billy Granville	3	1	4	1	0-0	0	0	0
Eric Beniemy	3	0	3	0	0-0	0	0	0
Steve Bush	3	0	3	0	0-0	0	0	0
Bo Orlando	2	1	3	0	1-0	0	0	0
Tim Terry	2	1	3	0	0-0	0	0	0
Tom Tumulty	2	1	3	0	0-0	0	0	0
Ricardo McDonald	2	0	2	0	0-0	0	0	0
Canute Curtis	1	0	1	0	0-0	0	0	0
James Hundon	1	0	1	0	0-0	0	0	0
Mike Jenkins	1	0	1	0	0-0	0	0	0
Tito Paul	1	0	1	0	0-0	0	0	0
Lawrence Wright	1	0	1	0	0-0	0	0	0
Brian Milne	0	1	1	0	0-0	0	0	0

MISCELLANEOUS DEFENSE*	ST	AT	TT	FF	FR-YDS
David Dunn	3	0	3	0	0-0
Darnay Scott	2	0	2	0	0-0
Kevin Sargent	1	1	2	0	0-0
Willie Anderson	1	0	1	0	0-0
Eric Beniemy	1	0	1	0	0-0
Ken Blackman	1	0	1	0	0-0
Ki-Jana Carter	1	0	1	0	0-0
James Hundon	1	0	1	0	0-0
Carl Pickens	1	0	1	0	0-0
Darrick Brilz	0	1	1	0	0-0

* NOTE: All defensive statistics above are press box statistics produced at the games.

1998 STATISTICS

RECORD: 3-13-0

HEAD COACH: BRUCE COSLET

DATE	W-L	SCORE	OPPONENT	ATTENDANCE
9-6-98	L	14-23	TENNESSEE	55,848
9-13-98	W	34-28 (OT)	at Detroit	66,354
9-20-98	L	6-13	GREEN BAY	56,346
9-27-98	L	24-31	at Baltimore	68,154
10-4-98			— BYE —	
10-11-98	W	25-20	PITTSBURGH	59,979
10-18-98	L	14-44	at Tennessee	33,288
10-25-98	L	10-27	at Oakland	40,089
11-1-98	L	26-33	DENVER	59,974
11-8-98	L	11-24	at Jacksonville	67,040
11-15-98	L	3-24	at Minnesota	64,232
11-22-98	L	13-20	BALTIMORE	52,571
11-29-98	L	17-34	JACKSONVILLE	55,432
12-6-98	L	20-33	BUFFALO	54,359
12-13-98	L	26-39	at Indianapolis	55,179
12-20-98	W	25-24	at Pittsburgh	52,017
12-27-98	L	0-35	TAMPA BAY	49,826

TEAM STATISTICS	BENGALS	OPPONENTS
TOTAL FIRST DOWNS	271	310
Rushing	92	142
Passing	148	152
Penalty	31	16
3rd Down: Made-Att	76-224	89-200
3rd Down Pct.	33.9	44.5
4th Down: Made-Att	11-29	4-9
4th Down Pct.	37.9	44.4
POSSESSION AVG.	28:31	31:29
TOTAL NET YARDS	4824	5763
Avg. Per Game	301.5	360.2
Total Plays	979	992
Avg. Per Play	4.9	5.8
NET YARDS RUSHING	1639	2612
Avg. Per Game	102.4	163.3
Total Rushes	405	558
NET YARDS PASSING	3185	3151
Avg. Per Game	199.1	196.9
Sacked-Yards Lost	53-360	28-199
Gross Yards	3545	3350
Att.-Completions	521-307	406-233
Completion Pct.	58.9	57.4
Had Intercepted	12	13
PUNTS-AVG.	81-44.2	64-44.5
Net Punting Avg.	35.2	39.6
PENALTY-YARDS	69-620	127-1012
FUMBLES-BALLS LOST	21-10	12-7
TOUCHDOWNS	31	53
Rushing	7	23
Passing	20	23
Returns	4	7

SCORE BY PERIODS	1	2	3	4	OT	PTS
BENGALS	26	90	66	80	6	268
OPPONENTS	113	143	99	97	0	452

SCORING	TD	TD-R	TD-P	TD-Rt	K-PAT	FG	S	PTS
Doug Pelfrey	0	0	0	0	21-21	19-27	0	78
Darnay Scott	7	0	7	0	—	—	0	42
Carl Pickens	5	0	5	0	—	—	0	32
Corey Dillon	5	4	1	0	—	—	0	30
Damon Gibson	4	0	3	1	—	—	0	24
Brandon Bennett	2	2	0	0	—	—	0	12
Marco Battaglia	1	0	1	0	—	—	0	6
James Hundon	1	0	1	0	—	—	0	6
Tremain Mack	1	0	0	1	—	—	0	6
Tony McGee	1	0	1	0	—	—	0	6
Brian Milne	1	1	0	0	—	—	0	6
Corey Sawyer	1	0	0	1	—	—	0	6
Sam Shade	1	0	0	1	—	—	0	6
Stepfret Williams	1	0	1	0	—	—	0	6
Paul Justin	0	0	0	0	—	—	0	2
BENGALS	31	7	20	4	21-21	19-27	0	268
OPPONENTS	53	23	23	7	51-51	27-31	0	452

Two-point conversions: Paul Justin, Carl Pickens. BENGALS 2-9, OPPONENTS 1-2.

RUSHING	ATT	YDS	AVG	LG	TD
Corey Dillon	262	1130	4.3	66	4
Brandon Bennett	77	243	3.2	17	2
Jeff Blake	15	103	6.9	18	0
Eric Bieniemy	17	56	3.3	9	0
Brian Milne	10	41	4.1	10	1
Neil O'Donnell	13	34	2.6	10	0
Darnay Scott	2	10	5.0	8	0
Damon Gibson	1	9	9.0	9	0
Michael Blair	1	4	4.0	4	0
Ki-Jana Carter	2	4	2.0	4	0
Carl Pickens	2	4	2.0	4	0
Paul Justin	1	2	2.0	2	0
Brad Costello	1	0	0.0	0	0
Eric Kresser	1	-1	-1.0	-1	0
BENGALS	405	1639	4.0	66	7
OPPONENTS	558	2612	4.7	67	23

RECEIVING	REC	YDS	AVG	LG	TD
Carl Pickens	82	1023	12.5	67	5
Darnay Scott	51	817	16.0	70	7
Corey Dillon	28	178	6.4	41	1
Eric Bieniemy	27	153	5.7	15	0
Brian Milne	26	124	4.8	18	0
Tony McGee	22	363	16.5	40	1
Damon Gibson	19	258	13.6	76	3
James Hundon	10	112	11.2	17	1
Marco Battaglia	10	47	4.7	16	1
Brandon Bennett	8	153	19.1	55	0
Willie Jackson	7	165	23.6	47	0
Stepfret Williams	6	81	13.5	19	1
Ki-Jana Carter	6	25	4.2	8	0
Steve Bush	4	39	9.8	18	0
Michael Blair	1	7	7.0	7	0
BENGALS	307	3545	11.5	76	20
OPPONENTS	233	3350	14.4	73	23

INTERCEPTIONS	NO	YDS	AVG	LG	TD
Sam Shade	3	33	11.0	32	0
Artrell Hawkins	3	21	7.0	12	0
Ashley Ambrose	2	0	0.0	0	0
Corey Sawyer	1	58	58.0	58	1
Brian Simmons	1	18	18.0	18	0
Adrian Ross	1	11	11.0	11	0
John Copeland	1	3	3.0	3	0
Thomas Randolph	1	0	0.0	0	0
BENGALS	13	144	11.1	58	1
OPPONENTS	12	206	17.2	56	1

PUNTING	NO	YDS	AVG	NET	TB	IN-20	LG	BLK.
Lee Johnson	69	3083	44.7	35.6	8	14	69	1
Brad Costello	10	495	49.5	32.7	3	0	73	1
BENGALS	81	3578	44.2	35.2	11	14	73	2
OPPONENTS	64	2850	44.5	39.6	4	29	72	0

PUNT RETURNS	NO	FC	YDS	AVG	LG	TD
Damon Gibson	27	19	218	8.1	65	1
Stepfret Williams	2	3	16	8.0	10	0
BENGALS	29	22	234	8.1	65	1
OPPONENTS	36	15	503	14.0	87	1

KICKOFF RETURNS	NO	YDS	AVG	LG	TD
Tremain Mack	45	1165	25.9	97	1
Damon Gibson	17	372	21.9	30	0
Eric Bieniemy	5	87	17.4	22	0
Brandon Bennett	3	61	20.3	21	0
Marco Battaglia	1	5	5.0	5	0
Stepfret Williams	1	20	20.0	20	0
BENGALS	72	1710	23.8	97	1
OPPONENTS	46	1199	26.1	51	0

FIELD GOALS	1-19	20-29	30-39	40-49	50+
Doug Pelfrey	1-1	4-4	6-7	6-10	2-5
BENGALS	1-1	4-4	6-7	6-10	2-5
OPPONENTS	0-1	5-6	12-12	8-10	2-2

Doug Pelfrey: (—), (35N, 48B), (37G, 19G), (48G), (44G, 48G), (—), (53N, 51G), (25G, 23G, 52N), (50G), (37G), (40G, 34G), (42N, 30G), (—), (41G, 26G), (33G, 37G, 43G, 53N, 46N, 21G), (40N).

Opponents: (38G, 31G, 48G, 47N), (—), (30G, 35G), (46G), (40G, 40G), (35G, 38G, 42G), (28N, 22G, 48G, 48N), (33G, 37G), (39G), (32G), (34G, 23G), (23G, 47G), (20G, 52G, 46G, 34G), (50G), (22G), (18N).

PASSING	ATT	CMP	YDS	CMP%	YDS/ATT	TD	TD%	INT	INT%	LG	SKD-YDS	RAT
Neil O'Donnell	343	212	2216	61.8	6.46	15	4.4	4	1.2	76	30-217	90.2
Jeff Blake	93	51	739	54.8	7.95	3	3.2	3	3.2	67	15-79	78.2
Paul Justin	63	34	426	54.0	6.76	1	1.6	3	4.8	41	7-60	60.7
Eric Kresser	21	10	164	47.6	7.81	1	4.8	2	9.5	37	0-0	50.6
Doug Pelfrey	1	0	0	0.0	0.00	0	0.0	0	0.0	0	0-0	39.6
Corey Dillon	0	0	0	—	—	0	—	0	—	—	1-4	—
BENGALS	521	307	3545	58.9	6.80	20	3.8	12	2.3	76	53-360	82.7
OPPONENTS	406	233	3350	57.4	8.25	23	5.7	13	3.2	73	28-199	89.8

USUAL STARTERS

OFFENSE	DEFENSE
WR Carl Pickens	LDE Michael Bankston
LOT Kevin Sargent	NT Kim von Oelhoffen
LG Rich Braham	RDE Clyde Simmons
C Darrick Briz	LILB James Francis
RG Ken Blackman,	LILB Brian Simmons
Mike Goff	RILB Takeo Spikes
ROT Willie Anderson	ROLB Reinard Wilson
TE Tony McGee	LCB Ashley Ambrose
WR Darnay Scott	RCB Artrell Hawkins
QB Neil O'Donnell	SS Sam Shade
HB Corey Dillon	FS Greg Myers
FB Brian Milne	

DEFENSE*	ST	AT	TT	SKS-YDS	INT-YDS	PD	FF	FR-YDS
Takeo Spikes	95	17	112	2-19	0-0	0	0	0-0
Brian Simmons	62	16	78	3-18	1-18	2	1	1-22
Sam Shade	60	18	78	1-8	3-33	6	0	2-55
Artrell Hawkins	65	5	70	1-9	3-21	17	2	1-25
Michael Bankston	49	21	70	4.5-19.5	0-0	1	0	1-5
Greg Myers	54	15	69	0-0	0-0	4	0	1-0
Reinard Wilson	46	17	63	6-39.5	0-0	1	2	0-0
Myron Bell	45	3	48	1-8	0-0	3	0	0-0
Kimo von Oelhoffen	36	9	45	0-0	0-0	3	0	0-0
Ashley Ambrose	36	4	40	0-0	2-0	15	0	0-0
James Francis	32	5	37	0-0	0-0	5	2	0-0
Clyde Simmons	28	2	30	5-37	0-0	2	1	0-0
Jevon Langford	17	7	24	0.5-5	0-0	0	0	0-0
Tom Tumulty	17	5	22	0.5-6	0-0	2	1	0-0
Thomas Randolph	19	1	20	0-0	1-0	7	0	0-0
Adrian Ross	12	2	14	0-0	1-11	4	0	0-0
Steve Foley	11	1	12	2-18	0-0	0	0	0-0
Corey Sawyer	9	1	10	0-0	1-58	3	0	0-0
Billy Granville	4	5	9	0-0	0-0	1	0	0-0
Glen Steele	6	1	7	0-0	0-0	0	0	0-0
Mike Thompson	3	4	7	0.5-6	0-0	0	0	0-0
Andre Purvis	4	2	6	1-6	0-0	0	0	0-0
John Copeland	5	0	5	0-0	1-3	1	0	0-0
Kelvin Moore	2	1	3	0-0	0-0	0	0	0-0
Tremain Mack	2	0	2	0-0	0-0	0	0	0-0
Canute Curtis	1	1	2	0-0	0-0	0	0	0-0

SPECIAL TEAMS*	ST	AT	TT	FF	FR-YDS	BP	BFG	BXP
Billy Granville.....	10	2	12	1	1-0	0	0	0
Eric Bieniemy	10	0	10	0	0-0	0	0	0
Greg Myers	7	2	9	0	0-0	0	0	0
Marco Battaglia	6	2	8	0	0-0	0	0	0
Adrian Ross.....	7	0	7	0	0-0	0	0	0
Sam Shade	6	1	7	0	0-0	0	0	0
Thomas Randolph	5	0	5	0	0-0	0	0	0
Brian Simmons	5	0	5	0	0-0	0	0	0
Steve Foley	3	0	3	1	0-0	0	0	0
Damon Gibson	3	0	3	0	0-0	0	0	0
Jimmy Sprotte	3	0	3	0	0-0	0	0	0
Steve Bush	2	0	2	0	0-0	0	0	0
Canute Curtis	2	0	2	0	0-0	0	0	0
Tremain Mack.....	2	0	2	0	0-0	0	0	0
Takeo Spikes.....	2	0	2	0	0-0	0	0	0
Myron Bell	1	0	1	0	0-0	0	0	0
Roosevelt Blackmon.....	1	0	1	0	0-0	0	0	0
Brad Costello	1	0	1	0	0-0	0	0	0
Corey Dillon	1	0	1	0	0-0	0	0	0
Artrell Hawkins	1	0	1	0	0-0	0	0	0
Lee Johnson.....	1	0	1	0	0-0	0	0	0
Tony McGee.....	1	0	1	0	0-0	0	0	0
Brian Milne	1	0	1	0	0-0	0	0	0
Greg Truitt	1	0	1	0	0-0	0	0	0
Tom Tumulty	0	1	1	0	0-0	0	0	0

1999 STATISTICS

RECORD: 4-12-0

HEAD COACH: BRUCE COSLET

DATE	W-L	SCORE	OPPONENT	ATTENDANCE
9-12-99	L	35-36	at Tennessee	65,272
9-19-99	L	7-34	SAN DIEGO	47,660
9-26-99	L	3-27	at Carolina	61,269
10-3-99	L	10-38	ST. LOUIS	45,481
10-10-99	W	18-17	at Cleveland	73,048
10-17-99	L	3-17	PITTSBURGH	59,669
10-24-99	L	10-31	at Indianapolis	55,996
10-31-99	L	10-41	JACKSONVILLE	49,138
11-7-99	L	20-37	at Seattle	66,303
11-14-99	L	14-24	TENNESSEE	46,017
11-21-99	L	31-34	BALTIMORE	43,279
11-28-99	W	27-20	at Pittsburgh	50,907
12-5-99	W	44-30	SAN FRANCISCO	53,463
12-12-99	W	44-28	CLEVELAND	59,972
12-19-99			— BYE —	
12-26-99	L	0-22	at Baltimore	68,036
1-2-00	L	7-24	at Jacksonville	70,532

TEAM STATISTICS	BENGALS	OPPONENTS
TOTAL FIRST DOWNS	293	316
Rushing	111	99
Passing	161	189
Penalty	21	28
3rd Down: Made-Att	93-235	85-209
3rd Down Pct.	39.6	40.7
4th Down: Made-Att	7-23	5-13
4th Down Pct.	30.4	38.5
POSSESSION AVG.	29:59	30:01
TOTAL NET YARDS	5277	5497
Avg. Per Game	329.8	343.6
Total Plays	1039	1011
Avg. Per Play	5.1	5.4
NET YARDS RUSHING	2051	1699
Avg. Per Game	128.2	106.2
Total Rushes	442	454
NET YARDS PASSING	3226	3798
Avg. Per Game	201.6	237.4
Sacked-Yards Lost	49-278	35-229
Gross Yards	3504	4027
Att.-Completions	548-300	522-312
Completion Pct.	54.7	59.8
Had Intercepted	18	12
PUNTS-AVG.	84-38.3	71-44.2
Net Punting Avg.	84-31.2	71-36.1
PENALTIES-YARDS	126-1027	105-835
FUMBLES-BALLS LOST	34-14	27-15
TOUCHDOWNS	33	53
Rushing	11	22
Passing	18	28
Returns	4	3

SCORE BY PERIODS	1	2	3	4	OT	PTS
BENGALS	91	70	58	64	0	283
OPPONENTS	124	166	92	78	0	460

SCORING	TD	TD-R	TD-P	TD-Rt	K-PAT	FG	S	PTS
Doug Pelfrey	0	0	0	0	27-27	18-27	0	81
Darnay Scott	7	0	7	0	—	—	0	42
Corey Dillon	6	5	1	0	—	—	0	36
Carl Pickens	6	0	6	0	—	—	0	36
Willie Jackson	2	0	2	0	—	—	0	14
Jeff Blake	2	2	0	0	—	—	0	12
Tony McGee	2	0	2	0	—	—	0	12
Craig Yeast	2	0	0	2	—	—	0	12
Ki-Jana Carter	1	1	0	0	—	—	0	6
Cliff Groce	1	1	0	0	—	—	0	6
Rodney Heath	1	0	0	1	—	—	0	6
Tremain Mack	1	0	0	1	—	—	0	6
Sedrick Shaw	1	1	0	0	—	—	0	6
Akili Smith	1	1	0	0	—	—	0	6
Brian Milne	0	0	0	0	—	—	0	2
BENGALS	33	11	18	4	27-27	18-27	0	283
OPPONENTS	53	22	28	3	49-50	29-32	1	460

Two-point conversions: Willie Jackson, Brian Milne.
BENGALS 2-6, OPPONENTS 2-3.

PASSING	ATT	CMP	YDS	CMP%	YDS/ATT	TD	TD%	INT	INT%	LG	SKD-YDS	RAT
Jeff Blake	389	215	2670	55.3	6.86	16	4.1	12	3.1	76t	30-168	77.6
Akili Smith	153	80	805	52.3	5.26	2	1.3	6	3.9	39	19-110	55.6
Scott Covington	5	4	23	80.0	4.60	0	0.0	0	0.0	8	0-0	85.8
Carl Pickens	1	1	6	100.0	6.00	0	0.0	0	0.0	6	0-0	91.7
BENGALS	548	300	3504	54.7	6.39	18	3.3	18	3.3	76t	49-278	71.6
OPPONENTS	522	312	4027	59.8	7.71	28	5.4	12	2.3	73	35-229	92.3

RUSHING	ATT	YDS	AVG	LG	TD
Corey Dillon	263	1200	4.6	50	5
Jeff Blake	63	332	5.3	16	2
Michael Basnight	62	308	5.0	46	0
Akili Smith	19	114	6.0	24	1
Brian Milne	3	30	10.0	26	0
Nick Luchey	10	30	3.0	8	0
Cliff Groce	8	22	2.8	8	1
Sedrick Shaw	4	20	5.0	10	1
Ki-Jana Carter	6	15	2.5	8	1
Scott Covington	2	-4	-2.0	-2	0
Craig Yeast	2	-16	-8.0	-3	0
BENGALS	442	2051	4.6	50	11
OPPONENTS	454	1699	3.7	67t	22

RECEIVING	REC	YDS	AVG	LG	TD
Darnay Scott	68	1022	15.0	76t	7
Carl Pickens	57	737	12.9	75t	6
Willie Jackson	31	369	11.9	29	2
Corey Dillon	31	290	9.4	23	1
Tony McGee	26	344	13.2	35	2
Cliff Groce	25	154	6.2	14	0
Michael Basnight	16	172	10.8	47	0
Marco Battaglia	14	153	10.9	30	0
Damon Griffin	12	112	9.3	20	0
Nick Luchey	10	96	9.6	19	0
Ki-Jana Carter	3	24	8.0	11	0
Craig Yeast	3	20	6.7	8	0
Sedrick Shaw	1	-4	-4.0	-4	0
Akili Smith	1	6	6.0	6	0
James Hundon	1	5	5.0	5	0
Steve Bush	1	4	4.0	4	0
BENGALS	300	3504	11.7	76t	18
OPPONENTS	312	4027	12.9	73	28

INTERCEPTIONS	NO	YDS	AVG	LG	TD
Rodney Heath	3	72	24.0	58t	1
John Copeland	2	16	8.0	12	0
Takeo Spikes	2	7	3.5	7	0
Myron Bell	1	5	5.0	5	0
Roosevelt Blackmon	1	0	0.0	0	0
Tom Carter	1	0	0.0	0	0
Corey Hall	1	0	0.0	0	0
Greg Myers	1	0	0.0	0	0
BENGALS	12	100	8.3	58t	1
OPPONENTS	18	305	16.9	44	1

PUNTING	NO	YDS	AVG	NET	TB	IN-20	LG	BLK.
Will Brice	60	2475	41.3	32.1	4	12	72	2
Brad Costello	22	744	33.8	28.7	1	1	44	0
BENGALS	84	3219	38.3	31.2	5	13	72	2
OPPONENTS	71	3136	44.2	36.1	8	25	70	0

PUNT RETURNS	NO	FC	YDS	AVG	LG	TD
Damon Griffin	23	3	195	8.5	34	0
Craig Yeast	10	6	209	20.9	86t	2
Willie Jackson	2	1	6	3.0	8	0
BENGALS	35	10	410	11.7	86t	2
OPPONENTS	45	13	498	11.1	84t	1

KICKOFF RETURNS	NO	YDS	AVG	LG	TD
Tremain Mack	51	1382	27.1	99t	1
Damon Griffin	15	296	19.7	42	0
Nick Luchey	8	109	13.6	24	0
Willie Jackson	6	179	29.8	46	0
Craig Yeast	3	50	16.7	22	0
Corey Dillon	1	4	4.0	4	0
BENGALS	84	2020	24.0	99t	1
OPPONENTS	57	1068	18.7	39	0

FIELD GOALS	1-19	20-29	30-39	40-49	50+
Doug Pelfrey	1-1	9-11	7-12	0-2	1-1
BENGALS	1-1	9-11	7-12	0-2	1-1
OPPONENTS	3-3	11-12	6-8	7-7	2-2

Doug Pelfrey: (33G, 38G), (—), (47N, 37N, 30N, 39G), (36G, 33N), (27G, 26G), (37G, 41N), (32G), (29G), (50G, 34G), (32N), (39B, 19G), (29G, 29G, 25N), (29G, 24G, 27G), (28G), (20B), (—).

Opponents: (50G, 33G), (27G, 23G, 21G, 42G), (48G, 21G), (19G), (33G), (43G), (22G, 37B), (43G, 21G), (29G, 45G, 35G), (26G), (25G, 50G), (35G, 33G), (47G), (—), (24G, 48G, 19G, 30G, 19G), (34N, 27G, 28N).

USUAL STARTERS

OFFENSE	DEFENSE
WR Carl Pickens	LDE John Copeland
LOT Rod Jones	NT Oliver Gibson
LG Matt O'Dwyer	RDE Michael Bankston,
C Rich Braham	Jevon Langford
RG Jay Leeuwenburg,	LOLB Steve Foley
Brian DeMarco	LILB Brian Simmons
ROT Willie Anderson	RILB Takeo Spikes
TE Tony McGee	ROLB Adrian Ross
WR Darnay Scott	LCB Rodney Heath
QB Jeff Blake	RCB Artrell Hawkins
HB Corey Dillon	SS Myron Bell
FB Cliff Groce	FS Cory Hall

DEFENSE*	ST	AT	TT	SKS-YDS	INT-YDS	PD	FF	FR-YDS
Brian Simmons	90	21	111	3-20	0-0	5	0	1-0
Takeo Spikes	82	23	105	3-14	2-7	6	4	4-0
Myron Bell	54	19	73	2-14.5	1-5	3	0	0-0
Artrell Hawkins	61	7	68	0-0	0-0	16	2	1-0
Michael Bankston	39	17	56	6-30	0-0	1	0	0-0
Cory Hall	36	13	49	0-0	1-0	3	0	0-0
Rodney Heath	43	3	46	0-0	3-72	18	2	1-(-4)
Oliver Gibson	31	10	41	4.5-31	0-0	1	0	1-0
John Copeland	31	7	38	4-22.5	2-16	3	2	0-0
Steve Foley	34	3	37	3.5-28	0-0	2	1	2-0
Greg Myers	33	4	37	0-0	1-0	5	1	1-21
Kimo von Oelhoffen	24	2	26	4-30	0-0	0	1	1-0
Ty Howard	25	0	25	0-0	0-0	4	0	0-0
Jevon Langford	19	6	25	0-0	0-0	1	0	0-0
Reinard Wilson	14	6	20	3-24	0-0	0	1	0-0
Adrian Ross	15	3	18	1-7	0-0	1	1	0-0
Roosevelt Blackmon	13	5	18	0-0	1-0	4	0	0-0
Rico Clark	13	2	15	0-0	0-0	5	0	0-0
Glen Steele	13	1	14	0-0	0-0	0	0	0-0
Tremain Mack	9	2	11	0-0	0-0	1	0	0-0
Tom Carter	8	0	8	0-0	1-0	1	0	0-0
Lawrence Wright	4	4	8	0-0	0-0	0	0	0-0
Canute Curtis	6	1	7	1-8	0-0	0	0	0-0
Charles Fisher	1	1	2	0-0	0-0	0	0	0-0
Andre Purvis	1	1	2	0-0	0-0	0	0	0-0
Billy Granville	1	0	1	0-0	0-0	0	0	0-0

SPECIAL TEAMS*	ST	AT	TT	FF	FR-YDS	BP	BFG	BXP
Lawrence Wright	14	1	15	0	1-0	0	0	0
Canute Curtis	7	3	10	0	0-0	0	0	0
Billy Granville	6	4	10	0	0-0	0	0	0
Cory Hall	6	0	6	0	1-0	0	0	0
Reinard Wilson	5	1	6	0	0-0	0	0	0
Steve Foley	5	0	5	0	0-0	0	0	0
Damon Griffin	5	0	5	0	0-0	0	0	0
Tremain Mack	5	0	5	0	0-0	0	1	0
Greg Myers	4	1	5	0	0-0	0	0	0
Adrian Ross	4	1	5	0	0-0	0	0	0
Brian Simmons	3	2	5	0	0-0	0	0	0
Michael Basnight	3	1	4	1	0-0	0	0	0
Will Brice	3	0	3	0	0-0	0	0	0
Rico Clark	3	0	3	0	0-0	0	0	0
Brad Costello	3	0	3	0	0-0	0	0	0
Takeo Spikes	3	0	3	0	0-0	0	0	0
Rodney Heath	2	1	3	0	1-0	0	0	0
Ty Howard	2	1	3	0	0-0	0	0	0
James Hundon	2	0	2	0	0-0	0	0	0
Tony McGee	2	0	2	0	0-0	0	0	0
Ben Peterson	2	0	2	0	0-0	0	0	0
Myron Bell	1	0	1	0	0-0	0	0	0
Brian Milne	1	0	1	0	0-0	0	0	0
Doug Pelfrey	1	0	1	0	0-0	0	0	0
Jimmy Snrotte	1	0	1	0	0-0	0	0	0

2000 STATISTICS

RECORD: 4-12-0

HEAD COACH: BRUCE COSLET (GAMES 1-3; RECORD 0-3);
DICK LeBEAU (GAMES 4-16; RECORD 4-9)

DATE	W-L	SCORE	OPPONENT	ATTENDANCE
9-3-00			— BYE —	
9-10-00	L	7-24	CLEVELAND	64,006
9-17-00	L	0-13	at Jacksonville	45,653
9-24-00	L	0-37	at Baltimore	68,481
10-1-00	L	16-31	MIAMI	61,535
10-8-00	L	14-23	TENNESSEE	63,406
10-15-00	L	0-15	at Pittsburgh	54,328
10-22-00	W	31-21	DENVER	61,603
10-29-00	W	12-3	at Cleveland	73,118
11-5-00	L	7-27	BALTIMORE	54,759
11-12-00	L	6-23	at Dallas	62,170
11-19-00	L	13-16	at New England	60,292
11-26-00	L	28-48	PITTSBURGH	63,925
12-3-00	W	24-13	ARIZONA	50,289
12-10-00	L	3-35	at Tennessee	68,498
12-17-00	W	17-14	JACKSONVILLE	50,469
12-24-00	L	7-16	at Philadelphia	64,902

TEAM STATISTICS	BENGALS	OPPONENTS
TOTAL FIRST DOWNS.....	254	307
Rushing.....	119	101
Passing.....	109	182
Penalty.....	26	24
3rd Down: Made-Att.....	77-227	102-239
3rd Down Pct.....	33.9	42.7
4th Down: Made-Att.....	10-25	4-13
4th Down Pct.....	40.0	30.8
POSSESSION AVG.....	27.13	32.47
TOTAL NET YARDS.....	4260	5487
Avg. Per Game.....	266.3	342.9
Total Plays.....	1001	1068
Avg. Per Play.....	4.3	5.1
NET YARDS RUSHING.....	2314	1925
Avg. Per Game.....	144.6	120.3
Total Rushes.....	495	504
NET YARDS PASSING.....	1946	3562
Avg. Per Game.....	121.6	222.6
Sacked-Yards Lost.....	52-273	26-168
Gross Yards.....	2219	3730
Att.-Completions.....	454-207	538-318
Completion Pct.....	45.6	59.1
Had Intercepted.....	14	9
PUNTS-AVG.....	94-40.2	80-41.7
Punting Avg.....	33.1	35.5
PENALTIES-YARDS.....	99-878	115-924
FUMBLES-BALLS LOST.....	37-21	22-12
TOUCHDOWNS.....	21	40
Rushing.....	13	12
Passing.....	6	26
Returns.....	2	2

SCORE BY PERIODS	1	2	3	4	OT	PTS
BENGALS.....	24	74	41	46	0	185
OPPONENTS.....	92	106	91	70	0	359

SCORING	TD	TD-R	TD-P	TD-Rt	K-PAT	FG	S	PTS
Neil Rackers.....	0	0	0	0	21-21	12-21	0	57
Corey Dillon.....	7	7	0	0	—	—	0	42
Peter Warrick.....	7	2	4	1	—	—	0	42
Brandon Bennett.....	3	3	0	0	—	—	0	18
Ron Dugans.....	1	0	1	0	—	—	0	6
Tony McGee.....	1	0	1	0	—	—	0	6
Scott Mitchell.....	1	1	0	0	—	—	0	6
Darryl Williams.....	1	0	0	1	—	—	0	6
(team).....	—	—	—	—	—	—	1	2
BENGALS.....	21	13	6	2	21-21	12-21	1	185
OPPONENTS.....	40	12	26	2	39-40	26-36	1	359

Two-point conversions: None. BENGALS 0-0, OPPONENTS 0-0.

PASSING	ATT	CMP	YDS	CMP%	YDS/ATT	TD	TD%	INT	INT%	LG	SKD-YDS	RAT
Akili Smith.....	267	118	1253	44.2	4.69	3	1.1	6	2.2	46	36-191	52.8
Scott Mitchell.....	187	89	966	47.6	5.17	3	1.6	8	4.3	38	16-82	50.8
BENGALS.....	454	207	2219	45.6	4.89	6	1.3	14	3.1	46	52-273	52.0
OPPONENTS.....	538	318	3730	59.1	6.93	26	4.8	9	1.7	77t	26-168	89.4

RUSHING	ATT	YDS	AVG	LG	TD
Corey Dillon.....	315	1435	4.6	80t	7
Brandon Bennett.....	90	324	3.6	37t	3
Akili Smith.....	41	232	5.7	21	0
Peter Warrick.....	16	148	9.3	77t	2
Scott Mitchell.....	10	61	6.1	12t	1
Nick Luchey.....	10	54	5.4	13	0
Curtis Keaton.....	6	24	4.0	8	0
Daniel Pope.....	2	22	11.0	22	0
Craig Yeast.....	1	15	15.0	15	0
Cliff Groce.....	3	4	1.3	5	0
Neil Rackers.....	1	-5	-5.0	-5	0
BENGALS.....	495	2314	4.7	80t	13
OPPONENTS.....	504	1925	3.8	30	12

RECEIVING	REC	YDS	AVG	LG	TD
Peter Warrick.....	51	592	11.6	46	4
Tony McGee.....	26	309	11.9	39	1
Craig Yeast.....	24	301	12.5	27	0
Danny Farmer.....	19	268	14.1	38	0
Brandon Bennett.....	19	168	8.8	25	0
Corey Dillon.....	18	158	8.8	31	0
Ron Dugans.....	14	125	8.9	17	1
Marco Battaglia.....	13	105	8.1	15	0
Cliff Groce.....	11	45	4.1	14	0
Nick Luchey.....	7	84	12.0	20	0
Steve Bush.....	3	39	13.0	18	0
Damon Griffin.....	2	25	12.5	16	0
BENGALS.....	207	2219	10.7	46	6
OPPONENTS.....	318	3730	11.7	77t	26

INTERCEPTIONS	NO	YDS	AVG	LG	TD
Tom Carter.....	2	40	20.0	30	0
Takeo Spikes.....	2	12	6.0	7	0
Darryl Williams.....	1	36	36.0	36t	1
Cory Hall.....	1	12	12.0	12	0
Chris Carter.....	1	6	6.0	6	0
Steve Foley.....	1	1	1.0	1	0
Robert Bean.....	1	0	0.0	0	0
BENGALS.....	9	107	11.9	36t	1
OPPONENTS.....	14	138	9.9	39	0

PUNTING	NO	YDS	AVG	NET	TB	IN-20	LG	BLK.
Daniel Pope.....	94	3775	40.2	33.1	14	18	57	0
BENGALS.....	94	3775	40.2	33.1	14	18	57	0
OPPONENTS.....	80	3338	41.7	35.5	7	30	70	0

PUNT RETURNS	NO	FC	YDS	AVG	LG	TD
Craig Yeast.....	34	14	225	6.6	27	0
Peter Warrick.....	7	1	123	17.6	82t	1
Damon Griffin.....	1	0	9	9.0	9	0
BENGALS.....	42	15	357	8.5	82t	1
OPPONENTS.....	40	17	387	9.7	39	0

KICKOFF RETURNS	NO	YDS	AVG	LG	TD
Tremain Mack.....	50	1036	20.7	50	0
Damon Griffin.....	8	129	16.1	29	0
Craig Yeast.....	7	106	15.1	29	0
Curtis Keaton.....	6	100	16.7	25	0
Steve Bush.....	3	18	6.0	8	0
Nick Luchey.....	2	12	6.0	12	0
Rodney Heath.....	1	22	22.0	22	0
Marco Battaglia.....	0f	0	—	—	0
BENGALS.....	77	1423	18.5	50	0
OPPONENTS.....	42	898	21.4	37	0

FIELD GOALS	1-19	20-29	30-39	40-49	50+
Neil Rackers.....	0-0	5-5	5-9	2-7	0-0
BENGALS.....	0-0	5-5	5-9	2-7	0-0
OPPONENTS.....	3-3	5-6	12-16	6-10	0-1

Neil Rackers: (42B), (44N, 47N), (—), (23G, 38G, 34G), (35B, 46N), (—), (24G), (39G), (—), (22G, 37G), (28G, 30N, 45G), (—), (36N, 45N, 32G), (45G), (27G), (31N).

Opponents: (30G), (30G, 33N, 19G), (30G, 37G, 19G), (40G), (22G, 41G, 33N, 34G), (36G, 28G), (48N, 48N), (18G), (38G, 32G), (39N, 44N, 43G, 35G, 42G, 51N), (38G, 21G, 22G), (44G, 28G), (31N), (—), (28N), (32G, 45G, 41N, 33G).

USUAL STARTERS

OFFENSE	DEFENSE
WR Craig Yeast	LDE Vaughn Booker,
LOT Rod Jones	Michael Bankston
LG Matt O'Dwyer,	LDT Oliver Gibson
Scott Rehberg	RDT John Copeland
C Rich Braham,	RDE Michael Bankston,
Brock Gutierrez	John Copeland
RG Mike Goff	LLB Steve Foley
ROT Willie Anderson	MLB Armegis Spearman
TE Tony McGee	RLB Takeo Spikes
WR Peter Warrick	LCB Tom Carter
QB Akili Smith,	RCB Rodney Heath
Scott Mitchell	Artrell Hawkins
HB Corey Dillon	SS Chris Carter,
FB Cliff Groce,	Cory Hall
M. Battaglia (TE),	Darryl Williams
Nick Luchey	

DEFENSE*	ST	AT	TT	SKS-YDS	INT-YDS	PD	FF	FR-YDS
Takeo Spikes.....	109	19	128	2-16	2-12	4	0	3-0
Darryl Williams.....	80	21	101	0-0	1-36	5	3	0-0
Armegis Spearman.....	46	24	70	1-12	0-0	4	0	0-0
Michael Bankston.....	50	14	64	0-0	0-0	2	0	0-0
Chris Carter.....	49	11	60	1-9	1-6	2	2	1-0
Oliver Gibson.....	42	10	52	4-17	0-0	1	0	0-0
Artrell Hawkins.....	43	4	47	0-0	0-0	9	1	1-12
Rodney Heath.....	40	4	44	0-0	0-0	12	0	1-0
Tom Carter.....	36	7	43	0-0	2-40	11	0	0-0
Steve Foley.....	34	9	43	4-16	1-1	8	2	1-0
Cory Hall.....	36	5	41	4-32	1-12	2	0	0-0
John Copeland.....	32	7	39	1-8	0-0	1	0	1-4
Adrian Ross.....	31	2	33	1-6	0-0	3	0	0-0
Jevon Langford.....	19	3	22	0-0	0-0	2	0	0-0
Robert Bean.....	17	2	19	0-0	1-0	6	0	0-0
Tremain Mack.....	12	6	18	0-0	0-0	2	0	0-0
Vaughn Booker.....	13	4	17	0-0	0-0	1	0	0-0
Glen Steele.....	13	4	17	2-17	0-0	0	0	0-0
Mark Roman.....	15	1	16	0-0	0-0	2	1	0-0
Reinard Wilson.....	9	6	15	3-16	0-0	1	2	1-3
Tom Barndt.....	7	5	12	0-0	0-0	0	1	1-0
Canute Curtis.....	8	2	10	2-9	0-0	0	2	0-0
Brian Simmons.....	7	2	9	1-10	0-0	0	1	0-0
Billy Granville.....	2	0	2	0-0	0-0	0	0	0-0

SPECIAL TEAMS*	ST	AT	TT	FF	FR-YDS	BP	BFG	BXP
Artrell Hawkins.....	9	3	12	0	0-0	0	0	0
Damon Griffin.....	7	2	9	0	0-0	0	0	0
Billy Granville.....	6	2	8	0	1-0	0	0	0
Brandon Bennett.....	7	0	7	0	0-0	0	0	0
Robert Bean.....	6	0	6	0	0-0	0	0	0
Canute Curtis.....	6	0	6	0	1-0	0	0	0
Chris Carter.....	5	1	6	0	0-0	0	0	0
Rodney Heath.....	5	1	6	0	0-0	0	0	0
Adrian Ross.....	5	0	5	0	0-0	0	0	0
Tremain Mack.....	4	1	5	1	0-0	0	0	0
Brad St. Louis.....	4	0	4	0	0-0	0	0	0
Reinard Wilson.....	4	0	4	0	0-0	0	0	0
Armegis Spearman.....	3	1	4	0	0-0	0	0	0
Steve Bush.....	2	0	2	0	0-0	0	0	0
Neil Rackers.....	2	0	2	0	0-0	0	0	0
JoJuan Armour.....	1	0	1	0	0-0	0	0	0
Marco Battaglia.....	1	0	1	0	0-0	0	0	0
Mark Roman.....	1	0	1	0	0-0	0	0	0
Daniel Pope.....	0	1	1	0	0-0	0	0	0

MISCELLANEOUS DEFENSE*	ST	AT	TT	FF	FR-YDS
Peter Warrick.....	5	0	5	0	0-0
Corey Dillon.....	2	0	2	0	0-0
John Jackson.....	2	0	2	0	0-0
Willie Anderson.....	1	0	1	0	0-0
Marco Battaglia.....	1	0	1	0	0-0
Brandon Bennett.....	1	0	1	0	0-0
Steve Bush.....	1	0	1	0	0-0
Mike Goff.....	1	0	1	0	0-0
Damon Griffin.....	1	0	1	0	0-0
Brock Gutierrez.....	1	0	1	0	0-0
Rod Jones.....	1	0	1	0	0-0
Matt O'Dwyer.....	1	0	1	0	0-0
Jamain Stephens.....	1	0	1	0	0-0
Craig Yeast.....	1	0	1	0	0-0

* NOTE: All defensive statistics above are press box statistics produced at the games.

2001 STATISTICS

RECORD: 6-10-0

HEAD COACH: DICK LeBEAU

DATE	W-L	SCORE	OPPONENT	ATTENDANCE
9-9-01	W	23-17	NEW ENGLAND	51,521
9-16-01	—	—	at Tennessee.....	RESCHEDULED FOR JAN. 6
9-23-01	W	21-10	BALTIMORE	51,121
9-30-01	L	14-28	at San Diego	56,048
10-7-01	L	7-16	at Pittsburgh	62,335
10-14-01	W	24-14	CLEVELAND	64,217
10-21-01	L	0-24	CHICAGO	63,408
10-28-01	W	31-27	at Detroit	69,343
11-4-01			— BYE —	
11-11-01	L	13-30	at Jacksonville	57,161
11-18-01	L	7-20	TENNESSEE	63,865
11-25-01	L	0-18	at Cleveland	72,918
12-2-01	L	13-16 (OT)	TAMPA BAY	52,135
12-9-01	L	10-14	JACKSONVILLE	44,920
12-16-01	L	14-15	at N.Y. Jets	77,745
12-23-01	L	0-16	at Baltimore	68,987
12-30-01	W	26-23 (OT)	PITTSBURGH	63,751
1-6-02	W	23-21	at Tennessee	68,798

TEAM STATISTICS	BENGALS	OPPONENTS
TOTAL FIRST DOWNS.....	294	281
Rushing.....	96	86
Passing.....	176	173
Penalty.....	22	22
3rd Down: Made-Att.....	93-243	86-225
3rd Down Pct.....	38.3	38.2
4th Down: Made-Att.....	6-23	5-13
4th Down Pct.....	26.1	38.5
POSSESSION AVG.....	29:16	30:44
TOTAL NET YARDS.....	4800	4832
Avg. Per Game.....	300.0	302.0
Total Plays.....	1071	1013
Avg. Per Play.....	4.5	4.8
NET YARDS RUSHING.....	1712	1675
Avg. Per Game.....	107.0	104.7
Total Rushes.....	441	453
NET YARDS PASSING.....	3088	3157
Avg. Per Game.....	193.0	197.3
Sacked-Yards Lost.....	28-203	48-320
Gross Yards.....	3291	3477
Att.-Completions.....	602-322	512-311
Completion Pct.....	53.5	60.7
Had Intercepted.....	26	13
PUNTS-AVG.....	86-39.6	86-41.2
Net Punting Avg.....	33.6	34.8
PENALTIES-YARDS.....	103-870	101-837
FUMBLES-BALLS LOST.....	28-11	33-15
TOUCHDOWNS.....	25	35
Rushing.....	11	10
Passing.....	12	23
Returns.....	2	2

SCORE BY PERIODS	1	2	3	4	OT	PTS
BENGALS.....	27	75	56	65	3	226
OPPONENTS.....	67	83	79	77	3	309

SCORING	TD	TD-R	TD-P	TD-Rt	K-PAT	FG	S	PTS
Corey Dillon.....	13	10	3	0	—	—	0	78
Neil Rackers.....	0	0	0	0	23-24	17-28	0	74
Ron Dugans.....	2	0	2	0	—	—	0	14
Darnay Scott.....	2	0	2	0	—	—	0	12
Danny Farmer.....	1	0	1	0	—	—	0	6
Chad Johnson.....	1	0	1	0	—	—	0	6
Jon Kitna.....	1	1	0	0	—	—	0	6
Tony McGee.....	1	0	1	0	—	—	0	6
Lorenzo Neal.....	1	0	1	0	—	—	0	6
Brian Simmons.....	1	0	0	1	—	—	0	6
Takeo Spikes.....	1	0	0	1	—	—	0	6
Peter Warrick.....	1	0	1	0	—	—	0	6
BENGALS.....	25	11	12	2	23-24	17-28	0	226
OPPONENTS.....	35	10	23	2	29-31	22-30	1	309

Two-point conversions: Ron Dugans. BENGALS 1-1, OPPONENTS 1-4.

PASSING	ATT	CMP	YDS	CMP%	YDS/ATT	TD	TD%	INT	INT%	LG	SKD-YDS	RAT
Jon Kitna.....	581	313	3216	53.9	5.54	12	2.1	22	3.8	49	25-185	61.1
Scott Mitchell.....	12	4	38	33.3	3.17	0	0.0	3	25.0	16	2-15	3.5
Akili Smith.....	8	5	37	62.5	4.63	0	0.0	0	0.0	14	1-3	73.4
Corey Dillon.....	1	0	0	0.0	0.00	0	0.0	1	100.0	—	0-0	0.0
BENGALS.....	602	322	3291	53.5	5.47	12	2.0	26	4.3	49	28-203	58.1
OPPONENTS.....	512	311	3477	60.7	6.79	23	4.5	13	2.5	47	48-320	85.4

RUSHING	ATT	YDS	AVG	LG	TD
Corey Dillon.....	340	1315	3.9	96t	10
Brandon Bennett.....	50	232	4.6	36	0
Jon Kitna.....	27	73	2.7	20	1
Curtis Keaton.....	5	48	9.6	21	0
Akili Smith.....	6	20	3.3	6	0
Peter Warrick.....	8	14	1.8	13	0
Lorenzo Neal.....	5	10	2.0	4	0
BENGALS.....	441	1712	3.9	96t	11
OPPONENTS.....	453	1675	3.7	48	10

RECEIVING	REC	YDS	AVG	LG	TD
Peter Warrick.....	70	667	9.5	33	1
Darnay Scott.....	57	819	14.4	49	2
Corey Dillon.....	34	228	6.7	17	3
Chad Johnson.....	28	329	11.8	28	1
Ron Dugans.....	28	251	9.0	31	2
T.J. Houshmandzadeh.....	21	228	10.9	23	0
Brandon Bennett.....	20	150	7.5	15	0
Lorenzo Neal.....	19	101	5.3	12	1
Danny Farmer.....	15	228	15.2	27	1
Tony McGee.....	14	148	10.6	25t	1
Marco Battaglia.....	13	118	9.1	17	0
Kirk McMullen.....	2	15	7.5	11	0
Curtis Keaton.....	1	9	9.0	9	0
BENGALS.....	322	3291	10.2	49	12
OPPONENTS.....	311	3477	11.2	47	23

INTERCEPTIONS	NO	YDS	AVG	LG	TD
Kevin Kaesviharn.....	3	41	13.7	29	0
Artrell Hawkins.....	3	26	8.7	22	0
Justin Smith.....	2	28	14.0	21	0
Takeo Spikes.....	1	66	66.0	66t	1
Darryl Williams.....	1	16	16.0	16	0
Chris Carter.....	1	10	10.0	10	0
Brian Simmons.....	1	5	5.0	5	0
Mark Roman.....	1	0	0.0	0	0
BENGALS.....	13	192	14.8	66t	1
OPPONENTS.....	26	392	15.1	64	0

PUNTING	NO	YDS	AVG	NET	TB	IN-20	LG	BLK.
Nick Harris.....	84	3372	40.1	33.9	6	21	57	1
Neil Rackers.....	1	32	32.0	12.0	1	0	32	0
BENGALS.....	86	3404	39.6	33.6	7	21	57	1
OPPONENTS.....	86	3541	41.2	34.8	13	29	76	0

PUNT RETURNS	NO	FC	YDS	AVG	LG	TD
Peter Warrick.....	18	10	116	6.4	31	0
T.J. Houshmandzadeh.....	12	5	163	13.6	86	0
Danny Farmer.....	1	1	11	11.0	11	0
BENGALS.....	31	16	290	9.4	86	0
OPPONENTS.....	47	17	374	8.0	24	0

KICKOFF RETURNS	NO	YDS	AVG	LG	TD
Curtis Keaton.....	42	891	21.2	64	0
T.J. Houshmandzadeh.....	10	185	18.5	23	0
Brandon Bennett.....	4	60	15.0	19	0
Rudi Johnson.....	4	79	19.8	25	0
Brock Gutierrez.....	2	15	7.5	8	0
BENGALS.....	62	1230	19.8	64	0
OPPONENTS.....	46	1157	25.2	101t	1

FIELD GOALS	1-19	20-29	30-39	40-49	50+
Neil Rackers.....	0-0	4-6	8-11	4-9	1-2
BENGALS.....	0-0	4-6	8-11	4-9	1-2
OPPONENTS.....	0-0	8-8	6-9	7-11	1-2

Neil Rackers: (36G, 47G, 33G), (43N, 39N, 45N), (—), (51N), (27G, 22N, 42G, 21G), (39N), (47N, 39G), (26G, 52G), (—), (43N, 47N), (23G, 41G), (47G), (—), (—), (32N, 28N, 34G, 31G), (30G, 33G, 34G).

Opponents: (39G)(38G), (38N), (26G, 42G, 48G), (—), (48G, 43N), (51G, 24G), (—), (41G, 37G), (23G, 27G, 23G, 33G), (43N, 38G, 48G, 51N, 21G), (44N), (40N, 24G, 34N), (43G, 29G, 33N, 43G), (38G), (—).

USUAL STARTERS

OFFENSE	DEFENSE
WR Darnay Scott	LDE Vaughn Booker
LOT Richmond Webb	LDT Oliver Gibson
LG Matt O'Dwyer	RDT Tony Williams
C Rich Braham	RDE Justin Smith
RG Mike Goff	LLB Steve Foley
ROT Willie Anderson	MLB Brian Simmons
TE Tony McGee	RLB Takeo Spikes
WR Peter Warrick	LCB Mark Roman
QB Jon Kitna	RCB Artrell Hawkins
HB Corey Dillon	SS JoJuan Armour
FB Lorenzo Neal	FS Cory Hall

DEFENSE*	ST	AT	TT	SKS-YDS	INT-YDS	PD	FF	FR-YDS
Takeo Spikes.....	80	29	109	6-58	1-66	5	1	0-0
Brian Simmons.....	51	32	83	6.5-41	1-5	5	2	0-0
Artrell Hawkins.....	49	10	59	0-0	3-26	6	2	1-0
Oliver Gibson.....	45	10	55	3-16	0-0	3	0	1-0
Justin Smith.....	41	13	54	8.5-76	2-28	5	0	0-0
Mark Roman.....	44	7	51	2-10	1-0	7	0	1-(-1)
Chris Carter.....	34	15	49	0-0	1-10	6	0	1-12
JoJuan Armour.....	36	11	47	0-0	0-0	3	0	0-0
Cory Hall.....	31	16	47	0-0	0-0	3	0	1-73
Robert Bean.....	39	3	42	0-0	0-0	5	1	0-0
Vaughn Booker.....	34	6	40	1.5-8	0-0	2	1	0-0
Steve Foley.....	25	14	39	0-0	0-0	0	2	0-0
Tony Williams.....	15	23	38	5-25	0-0	1	0	2-0
Reinard Wilson.....	26	11	37	9-47.5	0-0	3	1	2-0
Kevin Kaesviharn.....	22	3	25	0-0	3-41	6	0	0-0
Darryl Williams.....	19	6	25	3.5-22	1-16	2	1	1-0
Bernard Whittington.....	17	4	21	0-0	0-0	1	0	0-0
Rodney Heath.....	16	3	19	0-0	0-0	4	1	1-0
Canute Curtis.....	11	8	19	0-0	0-0	1	0	0-0
Glen Steele.....	5	5	10	1-4.5	0-0	1	1	1-0
Adrian Ross.....	4	5	9	1-6	0-0	0	0	0-0
Tom Carter.....	7	0	7	0-0	0-0	3	0	0-0
Ligarius Jennings.....	6	0	6	0-0	0-0	0	0	0-0
Jevon Langford.....	3	0	3	0-0	0-0	0	0	0-0
Mario Monds.....	1	0	1	0-0	0-0	0	0	0-0
(team).....	—	—	—	1-6	—	—	—	—

SPECIAL TEAMS*	ST	AT	TT	FF	FR-YDS	BP	BFG	BXP
Ron Dugans.....	14	3	17	0	0-0	0	0	0
Adrian Ross.....	11	2	13	0	0-0	0	0	0
Chris Carter.....	8	2	10	0	1-0	0	0	0
Canute Curtis.....	4	6	10	1	1-3	0	0	0
JoJuan Armour.....	3	5	8	0	0-0	0	0	0
Kevin Kaesviharn.....	7	0	7	0	0-0	0	0	0
Ligarius Jennings.....	6	0	6	0	0-0	0	0	0
Robert Bean.....	3	3	6	0	1-10	0	0	0
Brandon Bennett.....	4	0	4	0	0-0	0	0	0
Darryl Williams.....	3	1	4	0	0-0	0	0	0
Cory Hall.....	2	1	3	0	0-0	0	0	0
Reinard Wilson.....	2	1	3	0	0-0	0	0	0
Riall Johnson.....	1	2	3	0	0-0	0	0	0
Lorenzo Neal.....	2	0	2	0	0-0	0	0	0
Brad St. Louis.....	2	0	2	0	0-0	0	0	0
Randy Chevier.....	1	1	2	0	0-0	0	0	0
Steve Foley.....	1	0	1	0	0-0	0	0	0
Rodney Heath.....	1	0	1	0	0-0	0	0	0
Neil Rackers.....	1	0	1	0	0-0	0	0	0
Brian Simmons.....	1	0	1	0	0-0	0	0	0
Peter Warrick.....	1	0	1	0	0-0	0	0	0

*Lateral.

MISCELLANEOUS DEFENSE*	ST	AT	TT	FF	FR-YDS
Corey Dillon.....	4	0	4	0	0-0
Chad Johnson.....	4	0	4	0	0-0
Darnay Scott.....	4	0	4	0	0-0
Rich Braham.....	3	0	3	0	0-0
Ron Dugans.....	2	0	2	0	0-0
Mike Goff.....	2	0	2	0	0-0
Jon Kitna.....	2	0	2	0	0-0
Peter Warrick.....	2	0	2	0	0-0
Richmond Webb.....	2	0	2	0	0-0
Brandon Bennett.....	1	1	2	0	0-0
Marco Battaglia.....	1	0	1	0	0-0
Robert Bean.....	1	0	1	0	0-0
Danny Farmer.....	1	0	1	0	0-0
T.J. Houshmandzadeh.....	1	0	1	0	0-0
Matt O'Dwyer.....	1	0	1	0	0-0

2002 STATISTICS

RECORD: 2-14-0

HEAD COACH: DICK LeBEAU

DATE	W-L	SCORE	OPPONENT	ATTENDANCE
9-8-02	L	6-34	SAN DIEGO	53,705
9-15-02	L	7-20	at Cleveland	73,358
9-22-02	L	3-30	at Atlanta	68,129
9-29-02	L	7-35	TAMPA BAY	57,234
10-6-02	L	21-28	at Indianapolis	56,570
10-13-02	L	7-34	PITTSBURGH	63,900
10-20-02			— BYE —	
10-27-02	L	24-30	TENNESSEE	52,822
11-3-02	W	38-3	at Houston	69,827
11-10-02	L	27-38	at Baltimore	69,024
11-17-02	L	20-27	CLEVELAND	64,060
11-24-02	L	21-29	at Pittsburgh	60,473
12-1-02	L	23-27	BALTIMORE	44,878
12-8-02	L	31-52	at Carolina	66,799
12-15-02	L	15-29	JACKSONVILLE	42,092
12-22-02	W	20-13	NEW ORLEANS	43,544
12-29-02	L	9-27	at Buffalo	47,850

TEAM STATISTICS	BENGALS	OPPONENTS
TOTAL FIRST DOWNS	315	315
Rushing	105	104
Passing	186	182
Penalty	24	29
3rd Down: Made-Att	87-223	83-199
3rd Down Pct.	39.0	41.7
4th Down: Made-Att	11-30	7-14
4th Down Pct.	36.7	50.0
POSSESSION AVG.	28:55	31:05
TOTAL NET YARDS	5206	5265
Avg. Per Game	325.4	329.1
Total Plays	1054	976
Avg. Per Play	4.9	5.4
NET YARDS RUSHING	1730	2003
Avg. Per Game	108.1	125.2
Total Rushes	426	498
NET YARDS PASSING	3476	3262
Avg. Per Game	217.3	203.9
Sacked-Yards Lost	37-256	24-153
Gross Yards	3732	3415
Att.-Completions	591-350	454-287
Completion Pct.	59.2	63.2
Had Intercepted	22	9
PUNTS-AVG.	73-38.2	65-41.8
Net Punting Avg.	28.7	37.9
PENALTY-YARDS	99-884	101-867
FUMBLES-BALLS LOST	26-13	21-11
TOUCHDOWNS	34	55
Rushing	13	16
Passing	17	30
Returns	4	9

SCORE BY PERIODS	1	2	3	4	OT	PTS
BENGALS	61	91	50	77	0	279
OPPONENTS	110	157	95	94	0	456

SCORING	TD	TD-R	TD-P	TD-Rt	K-PAT	FG	S	PTS
Neil Rackers	0	0	0	0	30-32	15-18	0	75
Corey Dillon	7	7	0	0	—	—	0	42
Peter Warrick	6	0	6	0	—	—	0	36
Chad Johnson	5	0	5	0	—	—	0	30
Jon Kitna	4	4	0	0	—	—	0	24
Nick Luchey	2	2	0	0	—	—	0	12
Matt Schobel	2	0	2	0	—	—	0	12
Michael Westbrook	2	0	2	0	—	—	0	12
Brandon Bennett	1	0	0	1	—	—	0	6
Artrell Hawkins	1	0	0	1	—	—	0	6
T.J. Houshmandzadeh	1	0	1	0	—	—	0	6
Lorenzo Neal	1	0	1	0	—	—	0	6
Brian Simmons	1	0	0	1	—	—	0	6
Takeo Spikes	1	0	0	1	—	—	0	6
BENGALS	34	13	17	4	30-32	15-18	0	279
OPPONENTS	55	16	30	9	51-52	23-31	1	456

Two-point conversions: None. BENGALS 0-2, OPPONENTS 2-3.

PASSING	ATT	CMP	YDS	CMP%	YDS/ATT	TD	TD%	INT	INT%	LG	SKD-YDS	RAT
Jon Kitna	473	294	3178	62.2	6.72	16	3.4	16	3.4	72t	24-159	79.1
Gus Frerotte	85	44	437	51.8	5.14	1	1.2	5	5.9	51	10-74	46.1
Akili Smith	33	12	117	36.4	3.55	0	0.0	1	3.0	24	3-23	34.5
BENGALS	591	350	3732	59.2	6.31	17	2.9	22	3.7	72t	37-256	71.8
OPPONENTS	454	287	3415	63.2	7.52	30	6.6	9	2.0	69	24-153	99.9

RUSHING	ATT	YDS	AVG	LG	TD
Corey Dillon	314	1311	4.2	67t	7
Brandon Bennett	33	155	4.7	29	0
Rudi Johnson	17	67	3.9	13	0
Nick Luchey	12	59	4.9	10	2
Jon Kitna	24	57	2.4	12t	4
Lorenzo Neal	9	31	3.4	9	0
Gus Frerotte	4	22	5.5	9	0
Peter Warrick	8	22	2.8	11	0
Akili Smith	4	5	1.3	3	0
Michael Westbrook	1	1	1.0	1	0
BENGALS	426	1730	4.1	67t	13
OPPONENTS	498	2003	4.0	41t	16

RECEIVING	REC	YDS	AVG	LG	TD
Chad Johnson	69	1166	16.9	72t	5
Peter Warrick	53	606	11.4	37t	6
Ron Dugans	47	421	9.0	31	0
Corey Dillon	43	298	6.9	19	0
T.J. Houshmandzadeh	41	492	12.0	31	1
Matt Schobel	27	212	7.9	20t	2
Lorenzo Neal	21	133	6.3	15	1
Brandon Bennett	18	109	6.1	15	0
Danny Farmer	9	115	12.8	51	0
Michael Westbrook	8	94	11.8	26t	2
Nick Luchey	7	46	6.6	15	0
Rudi Johnson	6	34	5.7	14	0
Tony Stewart	1	6	6.0	6	0
BENGALS	350	3732	10.7	72t	17
OPPONENTS	287	3415	11.9	69	30

INTERCEPTIONS	NO	YDS	AVG	LG	TD
Artrell Hawkins	2	102	51.0	102t	1
Kevin Kaesviharn	2	17	8.5	17	0
Brian Simmons	1	51	51.0	51t	1
Oliver Gibson	1	6	6.0	6	0
Jeff Burris	1	5	5.0	5	0
Lamont Thompson	1	4	4.0	4	0
Cory Hall	1	2	2.0	2	0
BENGALS	9	187	20.8	102t	1
OPPONENTS	22	428	19.5	98t	3

PUNTING	NO	YDS	AVG	NET	TB	IN-20	LG	BLK.
Nick Harris	65	2608	40.1	31.4	4	11	57	1
Travis Dorsch	5	162	32.4	1.8	0	0	46	0
Neil Rackers	2	17	8.5	6.5	0	1	19	0
BENGALS	73	2787	38.2	28.7	4	12	57	1
OPPONENTS	65	2714	41.8	37.9	6	24	64	0

PUNT RETURNS	NO	FC	YDS	AVG	LG	TD
T.J. Houshmandzadeh	24	4	117	4.9	34	0
Peter Warrick	4	0	14	3.5	10	0
Jeff Burris	0	1	0	—	—	0
Danny Farmer	0	4	0	—	—	0
BENGALS	28	9	131	4.7	34	0
OPPONENTS	41	8	611	14.9	95t	3

KICKOFF RETURNS	NO	YDS	AVG	LG	TD
Brandon Bennett	49	1231	25.1	94t	1
T.J. Houshmandzadeh	13	288	22.2	44	0
Rudi Johnson	13	277	21.3	42	0
Lorenzo Neal	5	52	10.4	17	0
Nick Luchey	3	40	13.3	17	0
Ron Dugans	1	6	6.0	6	0
Brock Gutierrez	1	11	11.0	11	0
BENGALS	85	1905	22.4	94t	1
OPPONENTS	57	1191	20.9	99t	1

FIELD GOALS	1-19	20-29	30-39	40-49	50+
Neil Rackers	2-2	5-5	3-3	3-5	2-3
BENGALS	2-2	5-5	3-3	3-5	2-3
OPPONENTS	0-0	7-8	8-11	7-9	1-3

Neil Rackers: (21G, 54G), (—), (24G), (45N), (—), (46N), (44G), (25G), (43G, 35G), (37G, 31G), (—), (40G), (52N, 24G), (51G, 18G, 25G), (—), (19G).

Opponents: (28G, 27G), (52G, 45G), (44G, 26G, 34G), (—), (—), (34G, 32N, 30G), (33G, 28G, 46G), (23G, 46B, 53N), (33G), (24N, 27G, 40G), (33G, 51N, 43G, 45G), (49N, 38N), (—), (—), (38G, 33N, 43G), (32G, 25G).

USUAL STARTERS

OFFENSE	DEFENSE
WR Chad Johnson	LDE Bernard Whittington
LOT Levi Jones	OLB Oliver Gibson
LG Matt O'Dwyer	DT Glen Steele
C Rich Braham	RDT Tony Williams
RG Mike Goff	RDE Justin Smith
ROT Willie Anderson	LLB Canute Curtis
TE Matt Schobel	MLB Brian Simmons
WR Peter Warrick	LCB Takeo Spikes
QB Jon Kitna	RCB Jeff Burris
HB Corey Dillon	Artrell Hawkins
FB Lorenzo Neal	JoJuan Armour, Marquand Manuel
	FS Cory Hall

DEFENSE*	ST	AT	TT	SKS-YDS	INT-YDS	PD	FF	FR-YDS
Takeo Spikes	81	32	113	1.5-12	0-0	1	1	4-45
Brian Simmons	65	21	86	3-12	1-51	7	0	0-0
Artrell Hawkins	69	7	76	2-12	2-102	6	1	2-19
Jeff Burris	50	12	62	0-0	1-5	11	2	1-32
Justin Smith	48	13	61	6.5-56	0-0	3	2	0-0
Cory Hall	43	15	58	2-6	1-2	1	1	0-0
JoJuan Armour	32	20	52	0-0	0-0	2	1	0-0
Kevin Kaesviharn	43	7	50	0-0	2-17	10	1	0-0
Canute Curtis	38	8	46	0-0	0-0	0	0	0-0
Tony Williams	30	12	42	5-34	0-0	0	0	0-0
Bernard Whittington	22	14	36	1-3	0-0	0	0	2-0
Marquand Manuel	26	8	34	0-0	0-0	2	1	0-0
Mark Roman	23	7	30	0-0	0-0	1	1	0-0
Oliver Gibson	19	10	29	0-0	1-6	2	0	0-0
Glen Steele	15	13	28	0-0	0-0	1	0	0-0
Adrian Ross	17	3	20	0-0	0-0	1	0	0-0
Reinard Wilson	11	2	13	0-0	0-0	2	0	0-0
Lamont Thompson	10	0	10	0-0	1-4	1	0	0-0
Vaughn Booker	5	2	7	0-0	0-0	1	0	0-0
Reggie Myles	4	0	4	0-0	0-0	0	0	0-0
Jason Perry	2	2	4	0-0	0-0	0	0	1-15
Ligarius Jennings	1	2	3	0-0	0-0	1	0	0-0
Eric Ogbogu	1	2	3	0-0	0-0	0	0	0-0
(team)	—	—	—	3-18	—	—	—	—

SPECIAL TEAMS*	ST	AT	TT	FF	FR-YDS	BP	BFG	BXP
Ron Dugans	12	3	15	0	0-0	0	0	0
Brandon Bennett	10	0	10	0	0-0	0	0	0
JoJuan Armour	6	2	8	0	0-0	0	1	0
Marquand Manuel	6	2	8	0	0-0	0	0	0
Brad St. Louis	6	2	8	0	0-0	0	0	0
Ligarius Jennings	5	1	6	0	0-0	0	0	0
Riall Johnson	4	2	6	0	0-0	0	0	0
Reggie Myles	4	2	6	0	0-0	0	0	0
Canute Curtis	4	1	5	0	0-0	0	0	0
Adrian Ross	4	1	5	0	0-0	0	0	0
Cory Hall	4	0	4	0	0-0	0	0	0
Neil Rackers	3	1	4	0	0-0	0	0	0
Chris Edmonds	3	0	3	0	0-0	0	0	0
Lorenzo Neal	3	0	3	0	0-0	0	0	0
Lamont Thompson	2	1	3	0	0-0	0	0	0
Jeff Burris	2	0	2	0	0-0	0	0	0
Kevin Kaesviharn	2	0	2	0	0-0	0	0	0
Armegis Spearman	2	0	2	0	0-0	0	0	0
Sean Brewer	1	0	1	0	0-0	0	0	0
T.J. Houshmandzadeh	1	0	1	0	0-0	0	0	0
Nick Luchey	1	0	1	0	0-0	0	0	0
Mark Roman	1	0	1	0	0-0	0	0	0
Peter Warrick	1	0	1	0	0-0	0	0	0
Reinard Wilson	1	0	1	0	0-0	0	0	0

MISCELLANEOUS DEFENSE*	ST	AT	TT	FF	FR-YDS
Matt O'Dwyer.....	4	0	4	0	0-0
T.J. Houshmandzadeh.....	3	0	3	1	0-0
Peter Warrick.....	3	0	3	0	1-0
Chad Johnson.....	2	0	2	0	0-0
Lorenzo Neal.....	2	0	2	0	0-0
Willie Anderson.....	1	0	1	0	0-0
Corey Dillon.....	1	0	1	0	0-0
Ron Dugans.....	1	0	1	0	0-0
Danny Farmer.....	1	0	1	0	0-0
Gus Frerotte.....	1	0	1	0	0-0
Brock Gutierrez.....	1	0	1	0	0-0
Levi Jones.....	1	0	1	0	0-0
Jon Kitna.....	1	0	1	0	0-0
Matt Schobel.....	1	0	1	0	0-0
Richmond Webb.....	1	0	1	0	0-0
Michael Westbrook.....	1	0	1	0	0-0

2003 STATISTICS

RECORD: 8-8-0

HEAD COACH: MARVIN LEWIS

DATE	W-L	SCORE	OPPONENT	ATTENDANCE
9-7-03	L	10-30	DENVER	63,820
9-14-03	L	20-23	at Oakland	50,135
9-21-03	L	10-17	PITTSBURGH	64,596
9-28-03	W	21-14	at Cleveland	73,428
10-5-03	L	16-22 (OT)	at Buffalo	72,615
10-12-03			— BYE —	
10-19-03	W	34-26	BALTIMORE	53,553
10-26-03	W	27-24	SEATTLE	52,131
11-2-03	L	14-17	at Arizona	23,531
11-9-03	W	34-27	HOUSTON	50,437
11-16-03	W	24-19	KANSAS CITY	64,923
11-23-03	W	34-27	at San Diego	52,069
11-30-03	W	24-20	at Pittsburgh	58,797
12-7-03	L	13-31	at Baltimore	69,468
12-14-03	W	41-38	SAN FRANCISCO	64,666
12-21-03	L	10-27	at St. Louis	66,061
12-28-03	L	14-22	CLEVELAND	65,362

TEAM STATISTICS	BENGALS	OPPONENTS
TOTAL FIRST DOWNS.....	313	320
Rushing.....	101	119
Passing.....	181	177
Penalty.....	31	24
3rd Down: Made-Att.....	102-228	85-206
3rd Down Pct.....	44.7	41.3
4th Down: Made-Att.....	5-11	9-14
4th Down Pct.....	45.5	64.3
POSSESSION AVG.....	30:52	29:08
TOTAL NET YARDS.....	5329	5620
Avg. Per Game.....	333.1	351.3
Total Plays.....	1038	999
Avg. Per Play.....	5.1	5.6
NET YARDS RUSHING.....	1987	2218
Avg. Per Game.....	124.2	138.6
Total Rushes.....	481	461
NET YARDS PASSING.....	3342	3402
Avg. Per Game.....	208.9	212.6
Sacked-Yards Lost.....	37-249	30-196
Gross Yards.....	3591	3598
Att.-Completions.....	520-324	508-297
Completion Pct.....	62.3	58.5
Had Intercepted.....	15	14
PUNTS-AVG.....	77-39.5	67-42.5
Net Punting Avg.....	32.2	35.1
PENALTIES-YARDS.....	107-846	108-921
FUMBLES-BALLS LOST.....	16-7	26-10
TOUCHDOWNS.....	40	43
Rushing.....	12	18
Passing.....	26	23
Returns.....	2	2

SCORE BY PERIODS	1	2	3	4	OT	PTS
BENGALS.....	83	115	49	99	0	346
OPPONENTS.....	71	117	74	116	6	384

SCORING	TD	TD-R	TD-P	TD-Rt	K-PAT	FG	S	PTS
Shayne Graham.....	0	0	0	0	40-40	22-25	0	106
Chad Johnson.....	10	0	10	0	—	—	0	60
Rudi Johnson.....	9	9	0	0	—	—	0	54
Peter Warrick.....	8	0	7	1	—	—	0	48
Kelley Washington.....	4	0	4	0	—	—	0	24
Corey Dillon.....	2	2	0	0	—	—	0	12
Jeremi Johnson.....	2	1	1	0	—	—	0	12
Matt Schobel.....	2	0	2	0	—	—	0	12
Brandon Bennett.....	1	0	1	0	—	—	0	6
Kevin Hardy.....	1	0	0	1	—	—	0	6
Reggie Kelly.....	1	0	1	0	—	—	0	6
BENGALS.....	40	12	26	2	40-40	22-25	0	346
OPPONENTS.....	43	18	23	2	38-38	28-33	0	384

Two-point conversions: None. BENGALS 0-0, OPPONENTS 2-4.

PASSING	ATT	CMP	YDS	CMP%	YDS/ATT	TD	TD%	INT	INT%	LG	SKD-YDS	RAT
Jon Kitna.....	520	324	3591	62.3	6.91	26	5.0	15	2.9	82t	37-249	87.4
BENGALS.....	520	324	3591	62.3	6.91	26	5.0	15	2.9	82t	37-249	87.4
OPPONENTS.....	508	297	3598	58.5	7.08	23	4.5	14	2.8	73t	30-196	83.9

RUSHING	ATT	YDS	AVG	LG	TD
Rudi Johnson.....	215	957	4.5	54	9
Corey Dillon.....	138	541	3.9	39	2
Brandon Bennett.....	56	173	3.1	19	0
Peter Warrick.....	18	157	8.7	50	0
Jon Kitna.....	38	113	3.0	15	0
Jeremi Johnson.....	15	41	2.7	12	1
Kelley Washington.....	1	5	5.0	5	0
BENGALS.....	481	1987	4.1	54	12
OPPONENTS.....	461	2218	4.8	78t	18

RECEIVING	REC	YDS	AVG	LG	TD
Chad Johnson.....	90	1355	15.1	82t	10
Peter Warrick.....	79	819	10.4	77t	7
Brandon Bennett.....	25	176	7.0	16	1
Matt Schobel.....	24	332	13.8	45t	2
Kelley Washington.....	22	299	13.6	51t	4
Tony Stewart.....	21	212	10.1	21	0
Rudi Johnson.....	21	146	7.0	17	0
Jeremi Johnson.....	15	82	5.5	16	1
Reggie Kelly.....	13	81	6.2	13	1
Corey Dillon.....	11	71	6.5	14	0
Kevin Walter.....	3	18	6.0	9	0
BENGALS.....	324	3591	11.1	82t	26
OPPONENTS.....	297	3598	12.1	73t	23

INTERCEPTIONS	NO	YDS	AVG	LG	TD
Tory James.....	4	56	14.0	31	0
Jeff Burris.....	2	17	8.5	17	0
Brian Simmons.....	2	14	7.0	13	0
Rogers Beckett.....	2	11	5.5	11	0
Kevin Kaesviharn.....	1	10	10.0	10	0
Artrell Hawkins.....	1	8	8.0	8	0
Terrell Roberts.....	1	6	6.0	6	0
Mark Roman.....	1	1	1.0	1	0
BENGALS.....	14	123	8.8	31	0
OPPONENTS.....	15	225	15.0	83t	2

PUNTING	NO	YDS	AVG	NET	TB	IN-20	LG	BLK.
Kyle Richardson.....	49	1961	40.0	33.5	5	9	58	0
Nick Harris.....	28	1084	38.7	30.0	3	5	53	0
BENGALS.....	77	3045	39.5	32.2	8	14	58	0
OPPONENTS.....	67	2845	42.5	35.1	8	21	72	0

PUNT RETURNS	NO	FC	YDS	AVG	LG	TD
Peter Warrick.....	25	8	273	10.9	68t	1
Jeff Burris.....	5	0	58	11.6	34	0
BENGALS.....	30	8	331	11.0	68t	1
OPPONENTS.....	47	7	403	8.6	37	0

KICKOFF RETURNS	NO	YDS	AVG	LG	TD
Brandon Bennett.....	53	1146	21.6	46	0
Terrell Roberts.....	7	128	18.3	23	0
Kenny Watson.....	7	113	16.1	27	0
Rudi Johnson.....	2	23	11.5	15	0
Carl Powell.....	2	33	16.5	20	0
Jeremi Johnson.....	1	16	16.0	16	0
Glen Steele.....	1	2	2.0	2	0
Tony Stewart.....	1	13	13.0	13	0
BENGALS.....	74	1474	19.9	46	0
OPPONENTS.....	71	1470	20.7	45	0

FIELD GOALS	1-19	20-29	30-39	40-49	50+
Shayne Graham.....	0-0	5-5	10-10	7-8	0-2
BENGALS.....	0-0	5-5	10-10	7-8	0-2
OPPONENTS.....	1-1	11-12	9-11	5-7	2-2

Shayne Graham: (26G), (31G, 22G), (44G), (—), (39G, 37G, 54N, 30G), (44G, 37G), (30G, 25G), (—), (40G, 40G), (27G, 48N), (37G, 47G), (44G), (25G, 38G), (34G, 30G), (48G), (52N).

Opponents: (51G, 27G, 39G), (40G, 26G, 39G), (24N, 33G), (35N), (27G, 38G, 29G), (25G), (27G, 49B), (31G, 34N), (45G, 33G), (37G, 39G, 44N), (48G, 26G), (23G, 39G), (22G), (23G), (26G, 50G), (42G, 42G, 18G).

USUAL STARTERS

OFFENSE	DEFENSE
WR Peter Warrick	LDE Duane Clemons
LOT Levi Jones	LDT John Thornton
LG Eric Steinbach	RDT Tony Williams
C Rich Braham	RDE Justin Smith
RG Mike Goff	SLB Adrian Ross
ROT Willie Anderson	MLB Kevin Hardy
TE Reggie Kelly	WLB Brian Simmons
WR Chad Johnson	LCB Jeff Burris
QB Jon Kitna	Artrell Hawkins
HB Corey Dillon	Tory James
FB Jeremi Johnson	Rogers Beckett
	Kevin Kaesviharn
	Mark Roman

DEFENSE*	ST	AT	TT	SKS-YDS	INT-YDS	PD	FF	FR-YDS
Brian Simmons.....	72	31	103	1.5-9	2-14	6	2	4-13
Kevin Hardy.....	59	33	92	1.5-11	0-0	4	1	1-10
Mark Roman.....	55	19	74	0.5-5	1-1	7	1	0-0
Rogers Beckett.....	50	17	67	3-24	2-11	5	1	0-0
Tory James.....	57	6	63	1-1	4-56	18	0	0-0
Justin Smith.....	41	19	60	5-16.5	0-0	3	1	0-0
Artrell Hawkins.....	50	5	55	0-0	1-8	6	1	0-0
Adrian Ross.....	33	21	54	0-0	0-0	0	2	0-0
Kevin Kaesviharn.....	42	9	51	1-8	1-10	4	0	0-0
Duane Clemons.....	35	7	42	6-46	0-0	4	1	1-0
Tony Williams.....	28	10	38	2-9	0-0	0	1	1-(-1)
Jeff Burris.....	33	3	36	0-0	2-17	6	1	0-0
John Thornton.....	19	12	31	6-42	0-0	3	1	2-2
Oliver Gibson.....	17	7	24	0.5-3.5	0-0	3	0	0-0
Glen Steele.....	17	5	22	0.5-5.5	0-0	0	0	0-0
Carl Powell.....	10	10	20	0.5-2.5	0-0	1	1	1-0
Terrell Roberts.....	13	3	16	1-13	1-6	1	1	0-0
Marquand Manuel.....	9	2	11	0-0	0-0	1	0	0-0
Dwayne Levels.....	5	5	10	0-0	0-0	0	0	0-0
Riall Johnson.....	2	6	8	0-0	0-0	0	0	0-0
Reggie Myles.....	4	0	4	0-0	0-0	0	0	0-0

SPECIAL TEAMS*	ST	AT	TT	FF	FR-YDS	BP	BFG	BXP
Rogers Beckett.....	12	4	16	1	0-0	0	0	0
Reggie Myles.....	12	4	16	0	0-0	0	0	0
Riall Johnson.....	11	2	13	0	0-0	0	0	0
Kevin Kaesviharn.....	10	3	13	0	0-0	0	0	0
Khalid Abdullah.....	8	2	10	0	0-0	0	0	0
Brandon Bennett.....	6	2	8	0	0-0	0	0	0
Brad St. Louis.....	7	0	7	0	0-0	0	0	0
Shayne Graham.....	5	1	6	0	0-0	0	0	0
Kevin Walter.....	3	3	6	0	0-0	0	0	0
Dwayne Levels.....	5	0	5	0	0-0	0	0	0
Marquand Manuel.....	3	2	5	0	0-0	0	0	0
Tory James.....	4	0	4	0	0-0	0	0	0
Terrell Roberts.....	4	0	4	0	0-0	0	0	0
Kenny Watson.....	4	0	4	0	0-0	0	0	0
Jeff Burris.....	3	1	4	0	0-0	0	0	0
Chris Edmonds.....	2	2	4	0	0-0	0	0	0
Adrian Ross.....	3	0	3	0	0-0	0	0	0
Tony Stewart.....	3	0	3	0	0-0	0	0	0
Artrell Hawkins.....	1	2	3	0	0-0	0	0	0
Frank Chamberlin.....	1	0	1	0	0-0	0	0	0
John Thornton.....	0	0	0	0	0-0	0	1	0

MISCELLANEOUS DEFENSE*	ST	AT	TT	FF	FR-YDS
Peter Warrick.....	4	0	4	0	0-0
Brandon Bennett.....	2	0	2	0	0-0
Levi Jones.....	2	0	2	0	0-0
Matt Schobel.....	2	0	2	0	0-0
Mike Goff.....	1	0	1	0	0-0
Chad Johnson.....	1	0	1	0	0-0
Rudi Johnson.....	1	0	1	0	0-0
Jon Kitna.....	1	0	1	0	0-0
Scott Rehberg.....	1	0	1	0	0-0
Eric Steinbach.....	1	0	1	0	0-0

* NOTE: All defensive statistics above are press box statistics produced at the games.

2004 STATISTICS

RECORD: 8-8-0

HEAD COACH: MARVIN LEWIS

DATE	W-L	SCORE	OPPONENT	ATTENDANCE
9-12-04	L	24-31	at N.Y. Jets	77,230
9-19-04	W	16-13	MIAMI	65,705
9-26-04	L	9-23	BALTIMORE	65,575
10-3-04	L	17-28	at Pittsburgh	62,402
10-10-04			— BYE —	
10-17-04	L	17-34	at Cleveland	73,263
10-25-04	W	23-10	DENVER	65,806
10-31-04	L	20-27	at Tennessee	68,932
11-7-04	W	26-3	DALLAS	65,721
11-14-04	W	17-10	at Washington	87,786
11-21-04	L	14-19	PITTSBURGH	65,780
11-28-04	W	58-48	CLEVELAND	65,677
12-5-04	W	27-26	at Baltimore	69,695
12-12-04	L	28-35	at New England	68,756
12-19-04	L	17-33	BUFFALO	65,378
12-26-04	W	23-22	N.Y. GIANTS	64,606
1-2-05	W	38-10	at Philadelphia	67,074

TEAM STATISTICS	BENGALS	OPPONENTS
TOTAL FIRST DOWNS	286	303
Rushing	93	123
Passing	172	158
Penalty	21	22
3rd Down: Made-Att	88-219	80-218
3rd Down Pct.	40.2	36.7
4th Down: Made-Att	6-12	5-15
4th Down Pct.	50.0	33.3
POSSESSION AVG.	29-20	30-40
TOTAL NET YARDS	5140	5365
Avg. Per Game	335.3	335.3
Total Plays	1004	1031
Avg. Per Play	5.1	5.2
NET YARDS RUSHING	1839	2062
Avg. Per Game	114.9	128.9
Total Rushes	437	474
NET YARDS PASSING	3301	3303
Avg. Per Game	206.3	206.4
Sacked-Yards Lost	31-219	37-257
Gross Yards	3520	3560
Att.-Completions	536-324	520-313
Completion Pct.	60.4	60.2
Had Intercepted	22	20
PUNTS-AVG.	84-41.7	79-41.9
Net Punting Avg.	35.5	35.7
PENALTIES-YARDS	103-810	106-887
FUMBLES-BALLS LOST	17-10	40-16
TOUCHDOWNS	42	41
Rushing	14	11
Passing	23	23
Returns	5	7

SCORE BY PERIODS	1	2	3	4	OT	PTS
BENGALS	69	108	96	101	0	374
OPPONENTS	75	117	82	98	0	372

SCORING	TD	TD-R	TD-P	TD-R	K-PAT	FG	S	PTS
Shayne Graham	0	0	0	0	41-41	27-31	0	122
Rudi Johnson	12	12	0	0	—	—	0	72
Chad Johnson	9	0	9	0	—	—	0	54
T.J. Houshmandzadeh	4	0	4	0	—	—	0	24
Matt Schobel	4	0	4	0	—	—	0	24
Kelley Washington	3	0	3	0	—	—	0	18
Robert Geathers	1	0	0	1	—	—	0	6
Jeremi Johnson	1	0	1	0	—	—	0	6
Kevin Kaesviharn	1	0	0	1	—	—	0	6
Kyle Larson	1	1	0	0	—	—	0	6
Deltha O'Neal	1	0	0	1	—	—	0	6
Carson Palmer	1	1	0	0	—	—	0	6
Brian Simmons	1	0	0	1	—	—	0	6
Tony Stewart	1	0	1	0	—	—	0	6
Kenny Watson	1	0	1	0	—	—	0	6
Madieu Williams	1	0	0	1	—	—	0	6
BENGALS	42	14	23	5	41-41	27-31	0	374
OPPONENTS	41	11	23	7	40-40	28-31	1	372

Two-point conversions: None. BENGALS 0-1, OPPONENTS 0-1.

PASSING	ATT	CMP	YDS	CMP%	YDS/ATT	TD	TD%	INT	INT%	LG	SKD-YDS	RAT
Carson Palmer	432	263	2897	60.9	6.71	18	4.2	18	4.2	76t	25-178	77.3
Jon Kitna	104	61	623	58.7	5.99	5	4.8	4	3.8	30	6-41	75.9
BENGALS	536	324	3520	60.4	6.57	23	4.3	22	4.1	76t	31-219	77.0
OPPONENTS	520	313	3560	60.2	6.85	23	4.4	20	3.8	99t	37-257	79.5

RUSHING	ATT	YDS	AVG	LG	TD
Rudi Johnson	361	1454	4.0	52	12
Kenny Watson	26	161	6.2	25	0
T.J. Houshmandzadeh	6	51	8.5	16	0
Carson Palmer	18	47	2.6	14	1
Jon Kitna	10	42	4.2	15	0
Chad Johnson	4	39	9.8	18	0
Cliff Russell	3	15	5.0	13	0
Peter Warrick	2	14	7.0	8	0
Kyle Larson	1	11	11.0	11t	1
Jeremi Johnson	3	5	1.7	4	0
Chris Perry	2	1	0.5	1	0
Kelley Washington	1	-1	-1.0	-1	0
BENGALS	437	1839	4.2	52	14
OPPONENTS	474	2062	4.4	75t	11

RECEIVING	REC	YDS	AVG	LG	TD
Chad Johnson	95	1274	13.4	53t	9
T.J. Houshmandzadeh	73	978	13.4	62	4
Kelley Washington	31	378	12.2	28	3
Kenny Watson	25	171	6.8	21	1
Matt Schobel	21	201	9.6	76t	4
Jeremi Johnson	16	53	3.3	9	1
Reggie Kelly	15	85	5.7	14	0
Rudi Johnson	15	84	5.6	30	0
Peter Warrick	11	127	11.5	30	1
Tony Stewart	10	48	4.8	9	1
Kevin Walter	8	67	8.4	18	0
Chris Perry	3	33	11.0	13	0
Cliff Russell	1	21	21.0	21	0
BENGALS	324	3520	10.9	76t	23
OPPONENTS	313	3560	11.4	99t	23

INTERCEPTIONS	NO	YDS	AVG	LG	TD
Tory James	8	66	8.3	23	0
Deltha O'Neal	4	60	15.0	31t	1
Madieu Williams	3	51	17.0	51t	1
Brian Simmons	2	61	30.5	50t	1
Robert Geathers	1	36	36.0	36t	1
Kim Herring	1	0	0.0	0	0
Carl Powell	1	-2	-2.0	-2	0
BENGALS	20	272	13.6	51t	4
OPPONENTS	22	446	20.3	62t	4

PUNTING	NO	YDS	AVG	NET	TB	IN-20	LG	BLK.
Kyle Larson	83	3499	42.2	35.5	7	21	66	1
BENGALS	84	3499	41.7	35.5	7	21	66	1
OPPONENTS	79	3309	41.9	35.7	8	23	69	0

PUNT RETURNS	NO	FC	YDS	AVG	LG	TD
Keiwan Ratliff	17	5	207	12.2	49	0
T.J. Houshmandzadeh	11	7	88	8.0	28	0
Deltha O'Neal	7	6	33	4.7	17	0
BENGALS	35	18	328	9.4	49	0
OPPONENTS	51	10	378	7.4	63	0

KICKOFF RETURNS	NO	YDS	AVG	LG	TD
Cliff Russell	39	872	22.4	40	0
Kenny Watson	13	240	18.5	32	0
T.J. Houshmandzadeh	10	227	22.7	32	0
Tony Stewart	3	20	6.7	10	0
Reggie Kelly	1	14	14.0	14	0
Langston Moore	1	15	15.0	15	0
Deltha O'Neal	1	15	15.0	15	0
BENGALS	68	1403	20.6	40	0
OPPONENTS	80	1573	19.7	41	0

FIELD GOALS	1-19	20-29	30-39	40-49	50+
Shayne Graham	0-0	7-7	10-12	7-8	3-4
BENGALS	0-0	7-7	10-12	7-8	3-4
OPPONENTS	0-0	13-13	8-8	7-10	0-0

Shayne Graham: (22G), (38N, 48G, 36G, 39G), (29G, 47G, 26G), (34G), (32G, 44N), (53G, 34G, 35G), (28G, 50G), (35G, 47G, 45G, 30G)(41G), (—), (21G, 32G, 36G), (53N, 41G, 24G), (—), (24G), (42G), (37N, 50G).

Opponents: (21G), (43G, 47G), (21G), (—), (23G, 33G), (49N, 29G), (23G, 45G), (24G), (47N, 33G), (32G), (23G, 29G), (20G, 22G, 38G, 45G), (—), (23G, 39G, 21G, 33G), (31G, 36G, 44G, 41G, 28G), (45N, 46G).

USUAL STARTERS

OFFENSE	DEFENSE
WR Chad Johnson	LDE Duane Clemons
LOT Levi Jones	LDT John Thornton
LG Eric Steinbach	RDT Tony Williams,
C Rich Braham,	Langston Moore
Jerry Fontenot	RDE Justin Smith
RG Bobbie Williams	SLB Kevin Hardy
ROT Willie Anderson	MLB Landon Johnson
TE Reggie Kelly	WLB Brian Simmons
WR T.J. Houshmandzadeh	LCB Deltha O'Neal
QB Carson Palmer	RCB Tony James
HB Rudi Johnson	SS Kim Herring,
FB Jeremi Johnson,	Kevin Kaesviharn,
Tony Stewart (TE)	Rogers Beckett
	Madieu Williams
	FS

DEFENSE*	ST	AT	TT	SKS-YDS	INT-YDS	PD	FF	FR-YDS
Brian Simmons	76	31	107	1-9	2-61	4	3	1-18
Madieu Williams	76	15	91	2-19	3-51	11	0	2-(-3)
Landon Johnson	57	27	84	2-14	0-0	2	2	1-0
Justin Smith	42	29	71	8-70.5	0-0	2	2	2-0
Kevin Hardy	42	27	69	4-18	0-0	4	0	0-0
Tory James	58	5	63	0-0	8-66	13	2	1-0
Kim Herring	49	13	62	0-0	1-0	6	1	0-0
Kevin Kaesviharn	44	14	58	0-0	0-0	8	0	1-3
John Thornton	37	20	57	3-16	0-0	4	0	0-0
Duane Clemons	32	18	50	6.5-41.5	0-0	1	2	0-0
Deltha O'Neal	35	5	40	1-8	4-60	15	1	0-0
Keiwan Ratliff	27	8	35	0-0	0-0	5	0	1-0
Langston Moore	22	9	31	1-7	0-0	0	1	0-0
Caleb Miller	17	11	28	0-0	0-0	0	0	1-0
Carl Powell	16	6	22	2-14	1-(-2)	1	1	0-0
Nate Webster	16	5	21	1-8	0-0	2	1	1-0
Rogers Beckett	14	5	19	0-0	0-0	1	0	0-0
Tony Williams	10	6	16	0-0	0-0	0	0	0-0
Robert Geathers	7	6	13	3.5-27	1-36	6	1	0-0
Terrell Roberts	8	1	9	0-0	0-0	2	0	0-0
Anthony Mitchell	4	1	5	0-0	0-0	0	0	1-0
Larry Stevens	2	3	5	0-0	0-0	0	0	0-0
Rashad Bauman	2	1	3	0-0	0-0	0	0	0-0
Marcus Wilkins	0	3	3	0-0	0-0	0	0	0-0
Shaun Smith	2	0	2	0-0	0-0	0	0	0-0
Matthias Askew	0	2	2	0-0	0-0	0	0	0-0
Terrance Martin	1	0	1	0-0	0-0	0	0	0-0
(team)	—	—	—	2-5	—	—	—	—

SPECIAL TEAMS*	ST	AT	TT	FF	FR-YDS	BP	BFG	BXP
Reggie Myles	20	3	23	2	1-0	0	0	0
Marcus Wilkins	13	6	19	2	2-0	0	0	0
Anthony Mitchell	9	5	14	0	0-0	0	0	0
Kenny Watson	8	5	13	1	0-0	0	0	0
Madieu Williams	10	2	12	0	0-0	0	0	0
Kevin Walter	11	0	11	0	0-0	0	0	0
Kevin Kaesviharn	6	2	8	0	0-0	0	0	0
Larry Stevens	4	4	8	0	0-0	0	0	0
Tony Stewart	4	4	8	0	0-0	0	0	0
Caleb Miller	5	2	7	0	0-0	0	0	0
Landon Johnson	5	0	5	0	0-0	0	0	0
Shayne Graham	3	1	4	0	0-0	0	0	0
Matt Schobel	3	1	4	0	1-0	0	0	0
Keiwan Ratliff	2	2	4	1	0-0	0	0	0
Robert Geathers	2	1	3	0	0-0	0	0	0
Brad St. Louis	2	1	3	0	0-0	0	0	0
Kyle Larson	1	2	3	0	0-0	0	0	0
Rashad Bauman	2	0	2	0	0-0	0	0	0
Kim Herring	2	0	2	0	0-0	0	0	0
Elton Patterson	1	0	1	0	0-0	0	0	0
Terrell Roberts	1	0	1	0	0-0	0	0	0
Cliff Russell	1	0	1	0	0-0	0	0	0

2005 STATISTICS

RECORD: 11-5-0

HEAD COACH: MARVIN LEWIS

(BENGALS WON AFC NORTH DIVISION; SEE POSTSEASON
PORTION OF TEAM HISTORY SECTION FOR POSTSEASON STATS)

DATE	W-L	SCORE	OPPONENT	ATTENDANCE
9-11-05	W	27-13	at Cleveland	73,013
9-18-05	W	37-8	MINNESOTA	65,763
9-25-05	W	24-7	at Chicago	62,045
10-2-05	W	16-10	HOUSTON	65,714
10-9-05	L	20-23	at Jacksonville	66,137
10-16-05	W	31-23	at Tennessee	69,149
10-23-05	L	13-27	PITTSBURGH	66,104
10-30-05	W	21-14	GREEN BAY	65,940
11-6-05	W	21-9	at Baltimore	70,540
11-13-05			— BYE —	
11-20-05	L	37-45	INDIANAPOLIS	65,995
11-27-05	W	42-29	BALTIMORE	65,680
12-4-05	W	38-31	at Pittsburgh	63,044
12-11-05	W	23-20	CLEVELAND	65,788
12-18-05	W	41-17	at Detroit	61,749
12-24-05	L	27-37	BUFFALO	65,485
1-1-06	L	3-37	at Kansas City	77,211

TEAM STATISTICS	BENGALS	OPPONENTS
TOTAL FIRST DOWNS	342	321
Rushing	109	109
Passing	203	185
Penalty	30	27
3rd Down: Made-Att	84-196	81-190
3rd Down Pct.	42.9	42.6
4th Down: Made-Att	3-10	6-14
4th Down Pct.	30.0	42.9
POSSESSION AVG.	30:52	29:09
TOTAL NET YARDS	5730	5419
Avg. Per Game	358.1	338.7
Total Plays	1018	976
Avg. Per Play	5.6	5.6
NET YARDS RUSHING	1910	1850
Avg. Per Game	119.4	115.6
Total Rushes	459	429
NET YARDS PASSING	3820	3569
Avg. Per Game	238.8	223.1
Sacked-Yards Lost	21-115	28-180
Gross Yards	3935	3749
Att.-Completions	538-362	519-324
Completion Pct.	67.3	62.4
Had Intercepted	14	31
PUNTS-AVG.	61-42.5	50-42.1
Net Punting Avg.	35.6	37.4
PENALTIES-YARDS	110-920	110-985
FUMBLES-BALLS LOST	18-6	31-13
TOUCHDOWNS	48	39
Rushing	15	16
Passing	32	21
Returns	1	2

SCORE BY PERIODS	1	2	3	4	OT	PTS
BENGALS	84	147	98	92	0	421
OPPONENTS	60	102	89	99	0	350

SCORING	TD	TD-R	TD-P	TD-Rt	K-PAT	FG	S	PTS
Shayne Graham	0	0	0	0	47-47	28-32	0	131
Rudi Johnson	12	12	0	0	—	—	0	72
Chad Johnson	9	0	9	0	—	—	0	54
T.J. Houshmandzadeh	8	1	7	0	—	—	0	48
Chris Henry	6	0	6	0	—	—	0	36
Jeremi Johnson	3	0	3	0	—	—	0	18
Chris Perry	2	0	2	0	—	—	0	12
Tab Perry	2	1	1	0	—	—	0	12
Matt Schobel	1	0	1	0	—	—	0	8
Reggie Kelly	1	0	1	0	—	—	0	6
Carson Palmer	1	1	0	0	—	—	0	6
Odell Thurman	1	0	0	1	—	—	0	6
Kevin Walter	1	0	1	0	—	—	0	6
Kelley Washington	1	0	1	0	—	—	0	6
BENGALS	48	15	32	1	47-47	28-32	0	421
OPPONENTS	39	16	21	2	37-37	25-28	0	350

Two-point conversions: Matt Schobel. BENGALS 1-1, OPPONENTS 2-2.

PASSING	ATT	CMP	YDS	CMP%	YDS/ATT	TD	TD%	INT	INT%	LG	SKD-YDS	RAT
Carson Palmer	509	345	3836	67.8	7.54	32	6.3	12	2.4	70t	19-105	101.1
Jon Kitna	29	17	99	58.6	3.41	0	0.0	2	6.9	16	2-10	36.4
BENGALS	538	362	3935	67.3	7.31	32	5.9	14	2.6	70t	21-115	97.6
OPPONENTS	519	324	3749	62.4	7.22	21	4.0	31	6.0	68t	28-180	72.8

RUSHING	ATT	YDS	AVG	LG	TD
Rudi Johnson	337	1458	4.3	33	12
Chris Perry	61	279	4.6	30	0
T.J. Houshmandzadeh	8	62	7.8	17	1
Carson Palmer	34	41	1.2	14	1
Chad Johnson	5	33	6.6	11	0
Jeremi Johnson	8	14	1.8	5	0
Jon Kitna	2	14	7.0	11	0
Tab Perry	3	9	3.0	7	1
Nick Luchey	1	0	0.0	0	0
BENGALS	459	1910	4.2	33	15
OPPONENTS	429	1850	4.3	49t	16

RECEIVING	REC	YDS	AVG	LG	TD
Chad Johnson	97	1432	14.8	70t	9
T.J. Houshmandzadeh	78	956	12.3	43t	7
Chris Perry	51	328	6.4	28	2
Chris Henry	31	422	13.6	47	6
Rudi Johnson	23	90	3.9	15	0
Kevin Walter	19	211	11.1	33	1
Matt Schobel	18	193	10.7	28	1
Reggie Kelly	15	90	6.0	16	1
Jeremi Johnson	12	65	5.4	27t	3
Kelley Washington	10	101	10.1	18t	1
Tony Stewart	4	26	6.5	10	0
Tab Perry	4	21	5.3	13	1
BENGALS	362	3935	10.9	70t	32
OPPONENTS	324	3749	11.6	68t	21

INTERCEPTIONS	NO	YDS	AVG	LG	TD
Deltha O'Neal	10	103	10.3	37	0
Odell Thurman	5	59	11.8	30t	1
Tory James	5	5	1.0	5	0
Keiwan Ratliff	3	52	17.3	35	0
Kevin Kaesviharn	3	9	3.0	6	0
Brian Simmons	2	15	7.5	16	0
Ifeanyi Ohalet	1	15	15.0	15	0
Madieu Williams	1	2	2.0	2	0
John Thornton	1	0	0.0	0	0
BENGALS	31	260	8.4	37	1
OPPONENTS	14	247	17.6	55	1

PUNTING	NO	YDS	AVG	NET	TB	IN-20	LG	BLK.
Kyle Larson	60	2591	43.2	35.6	8	13	75	1
BENGALS	61	2591	42.5	35.6	8	13	75	1
OPPONENTS	50	2106	42.1	37.4	4	18	56	0

PUNT RETURNS	NO	FC	YDS	AVG	LG	TD
Keiwan Ratliff	28	14	157	5.6	13	0
BENGALS	28	14	157	5.6	13	0
OPPONENTS	32	7	260	8.1	27	0

KICKOFF RETURNS	NO	YDS	AVG	LG	TD
Tab Perry	64	1562	24.4	94	0
Matt Schobel	2	4	2.0	4	0
Deltha O'Neal	1	14	14.0	14	0
BENGALS	67	1580	23.6	94	0
OPPONENTS	85	1787	21.0	99t	1

FIELD GOALS	1-19	20-29	30-39	40-49	50+
Shayne Graham	0-0	11-11	10-11	7-9	0-1
BENGALS	0-0	11-11	10-11	7-9	0-1
OPPONENTS	1-1	12-12	7-8	3-4	2-3

Shayne Graham: (32G, 23G), (40G, 29G, 30G), (33G), (24G, 42N, 27G, 46G), (31G, 48G), (52N, 21G), (30N, 26G, 39G), (—), (48N), (43G, 41G, 44G), (26G, 31G), (30G), (21G, 27G, 37G), (28G, 33G), (31G, 27G), (49G).

Opponents: (29G, 34G), (—), (39N), (28G), (32G, 51G, 53G), (24G, 29G, 47G), (27G, 39G), (—), (34G, 32G, 31G), (19G), (54N), (23G), (41G, 29G), (45G), (21G, 24G, 48N, 22G), (39G, 24G, 23G).

USUAL STARTERS

OFFENSE	DEFENSE
WR Chad Johnson	LDE Justin Smith
LOT Levi Jones	LDT Bryan Robinson,
LG Eric Steinbach	RDT Shaun Smith
C Rich Braham	RDE John Thornton
RG Bobbie Williams	SLB Robert Geathers
ROT Willie Anderson	SS Landon Johnson,
TE Reggie Kelly	FS David Pollack
WR T.J. Houshmandzadeh	MLB Odell Thurman
QB Carson Palmer	WLB Brian Simmons
HB Rudi Johnson	LCB Deltha O'Neal
FB Jeremi Johnson	RCB Tory James
	SS Ifeanyi Ohalet
	FS Kevin Kaesviharn

DEFENSE*	ST	AT	TT	SKS-YDS	INT-YDS	PD	FF	FR-YDS
Odell Thurman	68	37	105	1.5-13	5-59	9	4	0-0
Kevin Kaesviharn	63	24	87	1-6	3-9	8	0	3-0
Brian Simmons	52	32	84	4-29	2-15	7	3	0-0
Landon Johnson	58	24	82	0-0	0-0	2	1	0-0
Justin Smith	45	21	66	6-24	0-0	2	1	1-0
Deltha O'Neal	56	9	65	0-0	10-103	20	0	1-26
Tory James	49	8	57	0-0	5-5	14	1	1-26
Ifeanyi Ohalet	36	15	51	0-0	1-15	2	0	0-0
Keiwan Ratliff	37	6	43	0-0	3-52	3	1	1-0
John Thornton	24	18	42	2-14	1-0	1	2	1-0
Robert Geathers	25	9	34	3-20	0-0	1	1	0-0
David Pollack	22	6	28	4-5-34	0-0	1	0	1-6
Shaun Smith	18	8	26	0-0	0-0	0	0	0-0
Madieu Williams	16	5	21	0-0	1-2	3	0	0-0
Anthony Mitchell	17	2	19	1-4	0-0	0	0	0-0
Bryan Robinson	9	9	18	0-0	0-0	0	0	0-0
Carl Powell	9	4	13	1-4	0-0	1	0	0-0
Duane Clemons	10	2	12	2-12	0-0	1	0	1-0
Rashad Bauman	8	0	8	0-0	0-0	1	0	0-0
Caleb Miller	6	1	7	0-0	0-0	0	0	1-0
Matthias Askew	2	2	4	0-0	0-0	0	1	0-0
Jonathan Fanene	2	1	3	0-0	0-0	0	0	0-0
Patrick Body	1	0	1	0-0	0-0	0	0	0-0
Hannibal Navies	1	0	1	0-0	0-0	0	0	0-0
(team)	—	—	—	2-20	—	—	—	—

SPECIAL TEAMS*	ST	AT	TT	FF	FR-YDS	BP	BFG	BXP
Marcus Wilkins	11	5	16	1	0-0	0	0	0
Kevin Walter	10	6	16	0	0-0	0	0	0
Tab Perry	10	2	12	1	1-0	0	0	0
Shayne Graham	7	4	11	0	0-0	0	0	0
Anthony Mitchell	5	6	11	0	0-0	0	0	0
Hannibal Navies	9	1	10	1	1-0	0	0	0
Caleb Miller	6	3	9	0	0-0	0	0	0
Greg Brooks	7	1	8	0	0-0	0	0	0
Tony Stewart	4	4	8	0	0-0	0	0	0
Reggie Myles	5	0	5	0	0-0	0	0	0
Landon Johnson	3	2	5	0	0-0	0	0	0
Ifeanyi Ohalet	4	0	4	0	0-0	0	0	0
Rashad Bauman	3	1	4	0	0-0	0	0	0
Patrick Body	3	0	3	0	0-0	0	0	0
Keiwan Ratliff	3	0	3	0	0-0	0	0	0
Larry Stevens	2	1	3	0	0-0	0	0	0
Kyle Larson	2	0	2	0	0-0	0	0	0
Brad St. Louis	2	0	2	0	0-0	0	0	0
Madieu Williams	1	1	2	0	0-0	0	0	0
Reggie Kelly	1	0	1	0	0-0	0	0	0
Matt Schobel	1	0	1	0	0-0	0	0	0
Kenny Watson	1	0	1	0	0-0	0	0	0
Tory James	0	1	1	0	0-0	0	0	0

MISCELLANEOUS DEFENSE*	ST	AT	TT	FF	FR-YDS
T.J. Houshmandzadeh	4	0	4	0	0-0
Bobbie Williams	4	0	4	0	0-0
Willie Anderson	2	0	2	0	0-0
Matt Schobel	2	0	2	0	0-0
Levi Jones	1	0	1	1	0-0
Reggie Kelly	1	0	1	0	0-0
Carson Palmer	1	0	1	0	0-0
Chris Perry	1	0	1	0	0-0
Eric Steinbach	1	0	1	0	0-0
Tony Stewart	1	0	1	0	0-0

* NOTE: All defensive statistics above are press box statistics produced at the games.

2006 STATISTICS

RECORD: 8-8-0

HEAD COACH: MARVIN LEWIS

DATE	W-L	SCORE	OPPONENT	ATTENDANCE
9-10-06	W	23-10	at Kansas City	77,956
9-17-06	W	34-17	CLEVELAND	66,072
9-24-06	W	28-20	at Pittsburgh	64,922
10-1-06	L	13-38	NEW ENGLAND	66,035
10-8-06	L		— BYE —	
10-15-06	L	13-14	at Tampa Bay	65,732
10-22-06	W	17-14	CAROLINA	65,964
10-29-06	L	27-29	ATLANTA	65,978
11-5-06	L	20-26	at Baltimore	70,792
11-12-06	L	41-49	SAN DIEGO	65,917
11-19-06	W	31-16	at New Orleans	68,001
11-26-06	W	30-0	at Cleveland	72,926
11-30-06	W	13-7	BALTIMORE	65,973
12-10-06	W	27-10	OAKLAND	65,882
12-18-06	L	16-34	at Indianapolis	57,292
12-24-06	L	23-24	at Denver	75,759
12-31-06	L	17-23 (OT)	PITTSBURGH	66,049

TEAM STATISTICS	BENGALS	OPPONENTS
TOTAL FIRST DOWNS	313	337
Rushing	88	109
Passing	200	206
Penalty	25	22
3rd Down: Made-Att	72-201	88-211
3rd Down Pct.	35.8	41.7
4th Down: Made-Att	6-9	11-21
4th Down Pct.	66.7	52.4
POSSESSION AVG.	28:34	31:26
TOTAL NET YARDS	5462	5681
Avg. Per Game	341.4	355.1
Total Plays	994	1038
Avg. Per Play	5.5	5.5
NET YARDS RUSHING	1629	1863
Avg. Per Game	101.8	116.4
Total Rushes	435	448
NET YARDS PASSING	3833	3818
Avg. Per Game	239.6	238.6
Sacked-Yards Lost	36-233	35-211
Gross Yards	4066	4029
Att.-Completions	523-327	555-349
Completion Pct.	62.5	62.9
Had Intercepted	13	19
PUNTS-AVG.	77-44.5	72-43.5
Net Punting Avg.	38.6	37.4
PENALTIES-YARDS	92-717	97-836
FUMBLES-BALLS LOST	25-11	24-12
TOUCHDOWNS	43	40
Rushing	14	15
Passing	28	24
Returns	1	1

SCORE BY PERIODS	1	2	3	4	OT	PTS
BENGALS	86	111	58	118	0	373
OPPONENTS	50	76	85	114	6	331

SCORING	TD	TD-R	TD-P	TD-Rt	K-PAT	FG	S	PTS
Shayne Graham	0	0	0	0	40-42	25-30	0	115
Rudi Johnson	12	12	0	0	—	—	0	72
Chris Henry	9	0	9	0	—	—	0	54
T.J. Houshmandzadeh	9	0	9	0	—	—	0	54
Chad Johnson	7	0	7	0	—	—	0	42
Reggie Kelly	1	1	0	0	—	—	0	6
Jeremi Johnson	1	0	1	0	—	—	0	6
Reggie Kelly	1	0	1	0	—	—	0	6
Ethan Kilmer	1	0	0	1	—	—	0	6
Tony Stewart	1	0	1	0	—	—	0	6
Kelley Washington	1	0	1	0	—	—	0	6
Kenny Watson	1	1	0	0	—	—	0	6
BENGALS	43	14	28	1	40-42	25-30	0	373
OPPONENTS	40	15	24	1	37-38	18-25	0	331

Two-point conversions: None. BENGALS 0-1, OPPONENTS 0-1.

RUSHING	ATT	YDS	AVG	LG	TD
Rudi Johnson	341	1309	3.8	22t	12
Kenny Watson	25	138	5.5	18	1
Chris Perry	10	57	5.7	18	0
Jeremi Johnson	15	56	3.7	15	1
Carson Palmer	26	37	1.4	11	0
Chad Johnson	6	24	4.0	8	0
Reggie McNeal	1	8	8.0	8	0
T.J. Houshmandzadeh	3	6	2.0	13	0
Tab Perry	2	4	2.0	2	0
Quincy Wilson	2	2	1.0	5	0
Anthony Wright	4	-12	-3.0	-1	0
BENGALS	435	1629	3.7	22t	14
OPPONENTS	448	1863	4.2	41	15

RECEIVING	REC	YDS	AVG	LG	TD
T.J. Houshmandzadeh	90	1081	12.0	40t	9
Chad Johnson	87	1369	15.7	74t	7
Chris Henry	36	605	16.8	71	9
Kenny Watson	23	213	9.3	46	0
Rudi Johnson	23	124	5.4	18	0
Reggie Kelly	21	254	12.1	32	1
Tony Stewart	14	120	8.6	26	1
Kelley Washington	9	115	12.8	22t	1
Chris Perry	9	42	4.7	12	0
Jeremi Johnson	6	37	6.2	17	0
Tab Perry	5	81	16.2	30	0
Antonio Chatman	3	22	7.3	10	0
Glenn Holt	1	3	3.0	3	0
BENGALS	327	4066	12.4	74t	28
OPPONENTS	349	4029	11.5	75	24

INTERCEPTIONS	NO	YDS	AVG	LG	TD
Kevin Kaesviharn	6	24	4.0	22	0
Tory James	4	44	11.0	28	0
Madieu Williams	3	33	11.0	25	0
Brian Simmons	2	5	2.5	5	0
Ethan Kilmer	1	52	52.0	52t	1
Dexter Jackson	1	46	46.0	46	0
Deltha O'Neal	1	42	42.0	42	0
Landon Johnson	1	2	2.0	2	0
BENGALS	19	248	13.1	52t	1
OPPONENTS	13	180	13.8	49t	1

PUNTING	NO	YDS	AVG	NET	TB	IN-20	LG	BLK.
Kyle Larson	77	3428	44.5	38.6	11	26	67	0
BENGALS	77	3428	44.5	38.6	11	26	67	0
OPPONENTS	72	3131	43.5	37.4	10	22	65	0

PUNT RETURNS	NO	FC	YDS	AVG	LG	TD
Keiwan Ratliff	27	9	176	6.5	38	0
Antonio Chatman	8	3	53	6.6	19	0
Deltha O'Neal	1	2	10	10.0	10	0
BENGALS	36	14	239	6.6	38	0
OPPONENTS	42	9	236	5.6	43	0

KICKOFF RETURNS	NO	YDS	AVG	LG	TD
Chris Perry	21	412	19.6	36	0
Glenn Holt	17	419	24.6	38	0
Kenny Watson	10	198	19.8	34	0
Antonio Chatman	4	93	23.3	31	0
Tab Perry	4	69	17.3	34	0
Reggie Kelly	2	8	4.0	8	0
Tony Stewart	1	10	10.0	10	0
Keiwan Ratliff	0f	0	—	—	0
BENGALS	59	1209	20.5	38	0
OPPONENTS	70	1472	21.0	49	0

FIELD GOALS	1-19	20-29	30-39	40-49	50+
Shayne Graham	0-0	9-9	8-9	6-8	2-4
BENGALS	0-0	9-9	8-9	6-8	2-4
OPPONENTS	0-0	5-6	9-9	4-8	0-2

Shayne Graham: (37G, 42G, 36G), (44N, 37G, 37G), (—), (40G, 45G), (37G, 47G, 62N), (23G), (51G, 26G), (51G, 31G), (51N, 21G, 44G), (21G), (24G), (23G, 27G, 46N), (—), (27G, 30G, 28G), (46G), (34G, 39N).

Opponents: (29G, 51N), (30G), (48B, 37G, 36G), (48N, 24G), (43N), (—), (42G, 40G, 39G), (43G, 25G, 36G, 35G), (—), (24G), (48N), (29N), (51N, 33G), (30G, 44G), (24G), (35G).

PASSING	ATT	CMP	YDS	CMP%	YDS/ATT	TD	TD%	INT	INT%	LG	SKD-YDS	RAT
Carson Palmer	520	324	4035	62.3	7.76	28	5.4	13	2.5	74t	36-233	93.9
Anthony Wright	3	3	31	100.0	10.33	0	0.0	0	0.0	22	0-0	109.7
BENGALS	523	327	4066	62.5	7.77	28	5.4	13	2.5	74t	36-233	94.1
OPPONENTS	555	349	4029	62.9	7.26	24	4.3	19	3.4	75	35-211	84.9

USUAL STARTERS

OFFENSE	DEFENSE
WR Chad Johnson	LDE Bryan Robinson
LOT Andrew Whitworth,	LDT Sam Adams
Levi Jones	RDT John Thornton
LG Eric Steinbach	RDE Justin Smith
C Eric Ghiaciuc	SLB Rashad Jeanty
RG Bobbie Williams	MLB Brian Simmons,
ROT Willie Anderson	Ahmad Brooks,
TE Reggie Kelly	Caleb Miller
WR T.J. Houshmandzadeh	WLB Landon Johnson
QB Carson Palmer	LCB Johnathan Joseph,
HB Rudi Johnson	Deltha O'Neal
FB Jeremi Johnson	RCB Tory James
	SS Dexter Jackson,
	FS Madieu Williams

DEFENSE*	ST	AT	TT	SKS-YDS	INT-YDS	PD	FF	FR-YDS
Landon Johnson	73	34	107	0.5-4	1-2	5	3	0-0
Caleb Miller	61	30	91	1-7	0-0	3	1	1-0
Madieu Williams	63	19	82	0-0	3-33	13	1	0-0
Justin Smith	49	31	80	7.5-50.5	0-0	3	1	2-0
Brian Simmons	34	27	61	0-0	2.5	5	1	1-0
Kevin Kaesviharn	46	14	60	4-23	6-24	9	1	0-0
Johnathan Joseph	45	12	57	0-0	0-0	20	0	1-0
Dexter Jackson	39	16	55	1-4	1-46	4	0	1-0
Rashad Jeanty	35	20	55	0-0	0-0	2	1	0-0
Tory James	34	9	43	0-0	4-44	14	0	0-0
John Thornton	28	15	43	2-13	0-0	3	1	1-0
Domata Peko	21	22	43	2.5-19	0-0	0	1	0-0
Bryan Robinson	29	13	42	3-14	0-0	2	1	0-0
Robert Geathers	28	14	42	10.5-62.5	0-0	0	0	0-0
Deltha O'Neal	30	7	37	0-0	1-42	10	0	1-0
Ahmad Brooks	20	9	29	1-6	0-0	2	0	0-0
Keiwan Ratliff	13	4	17	0-0	0-0	2	0	0-0
Sam Adams	10	4	14	2-8	0-0	0	0	0-0
Shaun Smith	6	4	10	0-0	0-0	1	0	0-0
Jonathan Fanene	4	0	4	0-0	0-0	0	0	0-0
Herana-Daze Jones	2	2	4	0-0	0-0	0	0	0-0
Andre Frazier	2	1	3	0-0	0-0	1	0	0-0
Ethan Kilmer	2	1	3	0-0	1-52	1	0	0-0
Marcus Wilkins	1	0	1	0-0	0-0	0	0	0-0
David Pollack	0	1	1	0-0	0-0	0	0	0-0

SPECIAL TEAMS*	ST	AT	TT	FF	FR-YDS	BP	BFG	BXP
Herana-Daze Jones	12	6	18	1	0-0	0	0	0
Ethan Kilmer	12	4	16	0	1-0	0	0	0
Tony Stewart	8	6	14	0	2-0	0	0	0
Marcus Wilkins	8	6	14	0	0-0	0	0	0
Kenny Watson	8	2	10	0	0-0	0	0	0
Andre Frazier	6	4	10	0	0-0	0	0	0
Caleb Miller	5	5	10	0	0-0	0	0	0
Madieu Williams	5	3	8	1	0-0	0	0	0
Landon Johnson	5	1	6	0	0-0	0	0	0
Rashad Jeanty	4	1	5	0	1-0	0	0	0
John Busing	3	1	4	0	0-0	0	0	0
Kevin Kaesviharn	3	1	4	0	0-0	0	0	0
Tab Perry	2	0	2	0	0-0	0	0	0
Kelley Washington	2	0	2	0	0-0	0	0	0
Ahmad Brooks	1	1	2	0	0-0	0	0	0
Glenn Holt	1	1	2	0	0-0	0	0	0
Keiwan Ratliff	1	1	2	0	0-0	0	0	0
Shayne Graham	1	0	1	0	0-0	0	0	0
Greg Brooks	0	1	1	0	0-0	0	0	0
Johnathan Joseph	0	0	0	0	0-0	0	0	1
John Thornton	0	0	0	0	0-0	0	1	0

MISCELLANEOUS DEFENSE*	ST	AT	TT	FF	FR-YDS
Carson Palmer	3	0	3	0	0-0
Eric Steinbach	2	1	3	0	0-0
Eric Ghiaciuc	2	0	2	0	0-0
Jeremi Johnson	2	0	2	0	0-0
Reggie Kelly	2	0	2	0	0-0
Willie Anderson	1	0	1	0	0-0
Stacy Andrews	1	0	1	0	0-0
Chris Henry	1	0	1	0	0-0
T.J. Houshmandzadeh	1	0	1	0	0-0
Levi Jones	1	0	1	0	0-0

2007 STATISTICS

RECORD: 7-9-0

HEAD COACH: MARVIN LEWIS

DATE	W-L	SCORE	OPPONENT	ATTENDANCE
9-10-07	W	27-20	BALTIMORE	66,093
9-16-07	L	45-51	at Cleveland	72,801
9-23-07	L	21-24	at Seattle	68,110
10-1-07	L	13-34	NEW ENGLAND	66,113
10-7-07			— BYE —	
10-14-07	L	20-27	at Kansas City	76,846
10-21-07	W	38-31	N.Y. JETS	65,868
10-28-07	L	13-24	PITTSBURGH	66,188
11-4-07	L	21-33	at Buffalo	70,745
11-11-07	W	21-7	at Baltimore	71,130
11-18-07	L	27-35	ARIZONA	65,403
11-25-07	W	35-6	TENNESSEE	65,489
12-2-07	L	10-24	at Pittsburgh	58,842
12-9-07	W	19-10	ST. LOUIS	65,143
12-15-07	L	13-20	at San Francisco	68,053
12-23-07	W	19-14	CLEVELAND	66,023
12-30-07	W	38-25	at Miami	70,461

TEAM STATISTICS	BENGALS	OPPONENTS
TOTAL FIRST DOWNS	320	313
Rushing	81	98
Passing	213	200
Penalty	26	15
3rd Down: Made-Att	96-208	86-201
3rd Down Pct.	46.2	42.8
4th Down: Made-Att	4-12	9-17
4th Down Pct.	33.3	52.9
POSSESSION AVG.	29:26	30:34
TOTAL NET YARDS	5568	5580
Avg. Per Game	348.8	348.8
Total Plays	1008	1011
Avg. Per Play	5.5	5.5
NET YARDS RUSHING	1556	1893
Avg. Per Game	97.3	118.3
Total Rushes	416	449
NET YARDS PASSING	4012	3687
Avg. Per Game	250.8	230.4
Sacked-Yards Lost	17-119	22-128
Gross Yards	4131	3815
Att.-Completions	575-373	540-353
Completion Pct.	64.9	65.4
Had Intercepted	20	19
PUNTS-AVG.	59-41.3	58-39.7
Net Punting Avg.	35.2	36.7
PENALTIES-YARDS	90-670	88-712
FUMBLES-BALLS LOST	20-10	28-16
TOUCHDOWNS	41	44
Rushing	10	11
Passing	26	29
Returns	5	4

SCORE BY PERIODS	1	2	3	4	OT	PTS
BENGALS	78	109	90	103	0	380
OPPONENTS	64	146	68	107	0	385

SCORING	TD	TD-R	TD-P	TD-Rt	K-PAT	FG	S	PTS
Shayne Graham	0	0	0	0	37-37	31-34	0	130
T.J. Houshmandzadeh	12	0	12	0	—	—	0	72
Chad Johnson	8	0	8	0	—	—	0	48
Kenny Watson	7	7	0	0	—	—	0	42
Rudi Johnson	4	3	1	0	—	—	0	26
Chris Henry	2	0	2	0	—	—	0	12
Glenn Holt	2	0	1	1	—	—	0	12
Antonio Chatman	1	0	1	0	—	—	0	6
DeDe Dorsey	1	0	0	1	—	—	0	6
Jeremi Johnson	1	0	1	0	—	—	0	6
Landon Johnson	1	0	0	1	—	—	0	6
Johnathan Joseph	1	0	0	1	—	—	0	6
Chinedum Ndukwe	1	0	0	1	—	—	0	6
Lemar Marshall	0	0	0	0	—	—	1	2
Kyle Larson	0	0	0	0	0-1	0-0	0	0
BENGALS	41	10	26	5	37-38	31-34	1	380
OPPONENTS	44	11	29	4	42-42	25-27	0	385

Two-point conversions: Rudi Johnson. BENGALS 1-3, OPPONENTS 2-2.

Fumbles-balls lost: Carson Palmer 5-1, Glenn Holt 3-2, Rudi Johnson 3-2, Kenny Watson 3-2, T.J. Houshmandzadeh 2-1, Chad Johnson 2-1, Tab Perry 1-1, Alex Stepanovich 1-0. BENGALS 20-10, OPPONENTS 28-16.

PASSING	ATT	CMP	YDS	CMP%	YDS/ATT	TD	TD%	INT	INT%	LG	SKD-YDS	RAT
Carson Palmer	575	373	4131	64.9	7.18	26	4.5	20	3.5	70t	17-119	86.7
BENGALS	575	373	4131	64.9	7.18	26	4.5	20	3.5	70t	17-119	86.7
OPPONENTS	540	353	3815	65.4	7.06	29	5.4	19	3.5	73	22-128	89.2

RUSHING	ATT	YDS	AVG	LG	TD
Kenny Watson	178	763	4.3	24	7
Rudi Johnson	170	497	2.9	22	3
DeDe Dorsey	21	183	8.7	45	0
Chad Johnson	6	47	7.8	16	0
Jeremi Johnson	7	25	3.6	12	0
T.J. Houshmandzadeh	5	14	2.8	8	0
Carson Palmer	24	10	0.4	10	0
Tab Perry	1	9	9.0	9	0
Antonio Chatman	1	5	5.0	5	0
Glenn Holt	2	2	1.0	1	0
Skyler Green	1	1	1.0	1	0
BENGALS	416	1556	3.7	45	10
OPPONENTS	449	1893	4.2	66t	11

RECEIVING	REC	YDS	AVG	LG	TD
T.J. Houshmandzadeh	112	1143	10.2	42t	12
Chad Johnson	93	1440	15.5	70t	8
Kenny Watson	52	374	7.2	43	0
Chris Henry	21	343	16.3	52t	2
Reggie Kelly	20	211	10.6	26	0
Antonio Chatman	19	149	7.8	15	1
Glenn Holt	16	143	8.9	22	1
Rudi Johnson	13	110	8.5	33	1
Daniel Coats	12	122	10.2	25	0
Jeremi Johnson	6	32	5.3	14	1
DeDe Dorsey	4	19	4.8	17	0
Skyler Green	3	33	11.0	18	0
Tab Perry	1	7	7.0	7	0
Marcus Maxwell	1	5	5.0	5	0
BENGALS	373	4131	11.1	70t	26
OPPONENTS	353	3815	10.8	73	29

INTERCEPTIONS	NO	YDS	AVG	LG	TD
Leon Hall	5	16	3.2	12	0
Johnathan Joseph	4	76	19.0	42t	1
Chinedum Ndukwe	3	44	14.7	44	0
Madieu Williams	2	40	20.0	35	0
Dexter Jackson	2	7	3.5	7	0
Robert Geathers	1	30	30.0	30	0
Deltha O'Neal	1	7	7.0	7	0
Michael Myers	1	0	0.0	0	0
BENGALS	19	220	11.6	44	1
OPPONENTS	20	294	14.7	55t	3

PUNTING	NO	YDS	AVG	NET	TB	IN-20	LG	BLK.
Kyle Larson	59	2437	41.3	35.2	3	21	55	0
BENGALS	59	2437	41.3	35.2	3	21	55	0
OPPONENTS	58	2302	39.7	36.7	2	20	58	1

PUNT RETURNS	NO	FC	YDS	AVG	LG	TD
Antonio Chatman	18	8	93	5.2	19	0
Skyler Green	9	10	38	4.2	9	0
BENGALS	27	18	131	4.9	19	0
OPPONENTS	33	10	299	9.1	63t	1

KICKOFF RETURNS	NO	YDS	AVG	LG	TD
Glenn Holt	59f	1432	24.3	100t	1
Tab Perry	7	145	20.7	26	0
Reggie Kelly	3f	38	12.7	15	0
Antonio Chatman	2	49	24.5	34	0
DeDe Dorsey	2	20	10.0	20	0
BENGALS	73	1684	23.1	100t	1
OPPONENTS	76	1732	22.8	85	0

FIELD GOALS	1-19	20-29	30-39	40-49	50+
Shayne Graham	1-1	11-12	13-13	6-7	0-1
BENGALS	1-1	11-12	13-13	6-7	0-1
OPPONENTS	1-1	11-11	9-9	3-4	1-2

Shayne Graham: (53N, 23G, 40G), (20G), (43G, 24G), (40G, 48G), (33G, 36G), (20G), (31G, 20G), (—), (34G, 19G, 22G, 35G, 35G, 21G, 33G), (41G, 38G), (26N), (43N, 24G), (27G, 38G, 32G, 46G), (24G, 35G), (29G, 38G), (30G).

Opponents: (36G, 23G), (39G, 39G, 18G), (23G), (31G, 36G), (32G, 20G), (24G, 35G, 43G), (40G), (23G, 21G, 29G, 38G), (—), (54N), (28G, 23G), (21G), (40N, 50G), (29G, 38G), (—), (49G).

USUAL STARTERS

OFFENSE	DEFENSE
WR Chad Johnson	LDE Robert Geathers
LOT Levi Jones	LDT Domata Peko
LG Andrew Whitworth	RDT John Thornton
C Eric Ghiaciuc	RDE Justin Smith
RG Bobbie Williams	SLB Rashad Jeanty
ROT Stacy Andrews,	MLB Landon Johnson,
Willie Anderson	Anthony Schlegel
TE Reggie Kelly	WLB Dhani Jones,
WR T.J. Houshmandzadeh	Landon Johnson
QB Carson Palmer	LCB Deltha O'Neal,
HB Rudi Johnson,	Johnathan Joseph
Kenny Watson	Leon Hall,
FB Jeremi Johnson	Johnathan Joseph
	Dexter Jackson,
	Madieu Williams

DEFENSE*	ST	AT	TT	SKS-YDS	INT-YDS	PD	FF	FR-YDS
Landon Johnson	66	38	104	1-8	0-0	4	0	2-34
Dhani Jones	56	30	86	1-2	0-0	3	2	0-0
Justin Smith	49	29	78	2-6	0-0	3	0	0-0
Dexter Jackson	43	28	71	0.5-3.5	2-7	3	1	2-19
Madieu Williams	57	13	70	2-4	2-40	7	1	1-2
Leon Hall	48	13	61	0-0	5-16	12	1	0-0
Johnathan Joseph	45	13	58	0-0	4-76	15	0	0-0
Deltha O'Neal	48	4	52	0-0	1-7	9	1	1-0
Domata Peko	36	16	52	1.5-3.5	0-0	1	0	1-0
Robert Geathers	25	22	47	3.5-26	1-30	3	1	1-0
Chinedum Ndukwe	27	8	35	2-15	3-44	6	1	1-54
Michael Myers	20	13	33	1-4	1-0	2	0	0-0
John Thornton	24	8	32	1-6	0-0	1	0	1-0
Rashad Jeanty	21	10	31	0-0	0-0	1	1	2-0
Anthony Schlegel	16	13	29	0-0	0-0	0	0	0-0
Bryan Robinson	13	7	20	1.5-11	0-0	2	1	0-0
Marvin White	10	3	13	0-0	0-0	4	0	0-0
Caleb Miller	7	1	8	0-0	0-0	3	0	0-0
Frostee Rucker	7	1	8	0-0	0-0	0	1	1-0
Lemar Marshall	5	2	7	1-6	0-0	1	1	0-0
Blue Adams	6	0	6	1-7	0-0	0	0	0-0
Ahmad Brooks	5	1	6	1-7	0-0	0	1	0-0
Jonathan Fanene	4	1	5	1-8	0-0	1	0	1-0
John Busing	3	1	4	0-0	0-0	0	0	0-0
Herana-Daze Jones	3	1	4	0-0	0-0	0	0	0-0
Corey Mays	0	3	3	0-0	0-0	1	0	0-0
David Jones	1	0	1	0-0	0-0	0	0	0-0
Keiwan Ratliff	1	0	1	0-0	0-0	0	0	0-0
(team)	—	—	—	1-11	—	—	—	—

SPECIAL TEAMS*	ST	AT	TT	FF	FR-YDS	BP	BFG	BXP
Herana-Daze Jones	13	2	15	0	0-0	0	0	0
Corey Mays	5	6	11	0	0-0	0	0	0
John Busing	7	3	10	0	0-0	0	0	0
Leon Hall	8	1	9	0	0-0	0	0	0
Blue Adams	7	2	9	0	0-0	0	0	0
Chinedum Ndukwe	7	2	9	2	0-0	0	0	0
Rashad Jeanty	5	2	7	1	0-0	0	0	0
Marvin White	5	2	7	0	1-0	0	0	0
Daniel Coats	6	0	6	0	0-0	0	0	0
Roy Manning	4	2	6	0	0-0	0	0	0
Landon Johnson	5	0	5	0	0-0	0	0	0
Johnathan Joseph	4	0	4	0	0-0	0	0	0
Caleb Miller	4	0	4	0	0-0	0	0	0
Madieu Williams	1	3	4	0	0-0	0	0	0
Clifton Dawson	3	0	3	0	0-0	0	0	0
Dhani Jones	2	1	3	0	0-0	0	0	0
Anthony Schlegel	1	2	3	0	0-0	0	0	0
Jim Maxwell	0	3	3	0	0-0	0	0	0
Marcus Maxwell	2	0	2	0	0-0	0	0	0
Glenn Holt	0	2	2	0	0-0	0	0	0
DeDe Dorsey	1	0	1	0	0-0	1	0	0
Dexter Jackson	1	0	1	0	0-0	0	0	0
David Jones	1	0	1	0	0-0	0	0	0
Lemar Marshall	1	0	1	0	0-0	0	0	

2008 STATISTICS

RECORD: 4-11-1

HEAD COACH: MARVIN LEWIS

DATE	W-L	SCORE	OPPONENT	ATTENDANCE
9-7-08	L	10-17	at Baltimore	70,978
9-14-08	L	7-24	TENNESSEE	64,540
9-21-08	L	23-26 (OT)	at N.Y. Giants	79,276
9-28-08	L	12-20	CLEVELAND	65,541
10-5-08	L	22-31	at Dallas	62,655
10-12-08	L	14-26	at N.Y. Jets	78,161
10-19-08	L	10-38	PITTSBURGH	65,860
10-26-08	L	6-35	at Houston	70,112
11-2-08	W	21-19	JACKSONVILLE	64,238
11-9-08			— BYE —	
11-16-08	T	13-13 (OT)	PHILADELPHIA	64,633
11-20-08	L	10-27	at Pittsburgh	59,854
11-30-08	L	3-34	BALTIMORE	63,871
12-7-08	L	3-35	at Indianapolis	66,402
12-14-08	W	20-13	WASHINGTON	63,996
12-21-08	W	14-0	at Cleveland	72,361
12-28-08	W	16-6	KANSAS CITY	63,984

TEAM STATISTICS	BENGALS	OPPONENTS
TOTAL FIRST DOWNS	245	296
Rushing	80	106
Passing	145	169
Penalty	20	21
3rd Down: Made-Att	82-236	93-218
3rd Down Pct.	34.7	42.7
4th Down: Made-Att	7-14	5-11
4th Down Pct.	50.0	45.5
POSSESSION AVG.	28:40	31:20
TOTAL NET YARDS	3926	5208
Avg. Per Game	245.4	325.5
Total Plays	984	1013
Avg. Per Play	4.0	5.1
NET YARDS RUSHING	1520	1921
Avg. Per Game	95.0	120.1
Total Rushes	420	490
NET YARDS PASSING	2406	3287
Avg. Per Game	150.4	205.4
Sacked-Yards Lost	51-271	17-122
Gross Yards	2677	3409
Att.-Completions	513-303	506-315
Completion Pct.	59.1	62.3
Had Intercepted	15	12
PUNTS-AVG.	101-39.1	79-43.6
Net Punting Avg.	34.1	37.6
PENALTY-YARDS	75-591	102-772
FUMBLES-BALLS LOST	27-11	20-12
TOUCHDOWNS	20	43
Rushing	6	15
Passing	11	23
Returns	3	5

SCORE BY PERIODS	1	2	3	4	OT	PTS
BENGALS	51	92	20	41	0	204
OPPONENTS	54	94	82	131	3	364

SCORING	TD	TD-R	TD-P	TD-Rt	K-PAT	FG	S	PTS
Shayne Graham	0	0	0	0	15-15	21-24	0	78
T.J. Houshmandzadeh	4	0	4	0	—	—	0	24
Chad Johnson	4	0	4	0	—	—	0	24
Cedric Benson	2	2	0	0	—	—	0	12
Ryan Fitzpatrick	2	2	0	0	—	—	0	12
Chris Henry	2	0	2	0	—	—	0	12
Chris Perry	2	2	0	0	—	—	0	12
Leon Hall	1	0	0	1	—	—	0	6
Glenn Holt	1	0	1	0	—	—	0	6
Johnathan Joseph	1	0	0	1	—	—	0	6
Chinedum Ndukwe	1	0	0	1	—	—	0	6
Dave Rayner	0	0	0	0	3-3	1-1	0	6
BENGALS	20	6	11	3	18-18	22-25	0	204
OPPONENTS	43	15	23	5	40-40	22-23	0	364

Two-point conversions: None. BENGALS 0-2, OPPONENTS 0-3.

Fumbles-lost: Ryan Fitzpatrick 11-5, Chris Perry 5-3, Eric Ghiaciuc 4-0, Cedric Benson 2-1, Carson Palmer 2-0, Antonio Chatman 1-1, Glenn Holt 1-1, Ben Utech 1-0. BENGALS 27-11, OPPONENTS 20-12.

RUSHING	ATT	YDS	AVG	LG	TD
Cedric Benson	214	747	3.5	46	2
Ryan Fitzpatrick	60	304	5.1	22	2
Chris Perry	104	269	2.6	25t	2
Kenny Watson	13	55	4.2	7	0
Andre Caldwell	5	53	10.6	26	0
Carson Palmer	6	38	6.3	15	0
James Johnson	9	29	3.2	12	0
T.J. Houshmandzadeh	1	9	9.0	9	0
DeDe Dorsey	5	8	1.6	7	0
Antonio Chatman	2	4	2.0	2	0
Jordan Palmer	1	4	4.0	4	0
BENGALS	420	1520	3.6	46	6
OPPONENTS	490	1921	3.9	51	15

RECEIVING	REC	YDS	AVG	LG	TD
T.J. Houshmandzadeh	92	904	9.8	46	4
Chad Johnson	53	540	10.2	26	4
Reggie Kelly	31	207	6.7	31	0
Antonio Chatman	21	194	9.2	25	0
Cedric Benson	20	185	9.3	79	0
Chris Perry	20	71	3.6	12	0
Chris Henry	19	220	11.6	22	2
Ben Utech	16	123	7.7	14	0
Andre Caldwell	11	78	7.1	15	0
James Johnson	6	47	7.8	16	0
Glenn Holt	3	26	8.7	10t	1
Kenny Watson	3	4	1.3	3	0
DeDe Dorsey	2	49	24.5	36	0
Daniel Coats	2	19	9.5	11	0
Nate Lawrie	2	11	5.5	7	0
Jerome Simpson	1	2	2.0	2	0
Ryan Fitzpatrick	1	-3	-3.0	-3	0
BENGALS	303	2677	8.8	79	11
OPPONENTS	315	3409	10.8	70t	23

INTERCEPTIONS	NO	YDS	AVG	LG	TD
Leon Hall	3	87	29.0	50t	1
Brandon Johnson	2	35	17.5	35	0
Keith Rivers	1	39	39.0	39	0
Chris Crocker	1	22	22.0	22	0
Johnathan Joseph	1	22	22.0	22	0
Dhani Jones	1	13	13.0	13	0
Chinedum Ndukwe	1	12	12.0	12	0
Corey Lynch	1	6	6.0	6	0
Marvin White	1	0	0.0	0	0
BENGALS	12	236	19.7	50t	1
OPPONENTS	15	279	18.6	85t	2

PUNTING	NO	YDS	AVG	NET	TB	IN-20	LG	BLK.
Kyle Larson	100	3945	39.5	34.1	3	28	57	1
BENGALS	101	3945	39.1	34.1	3	28	57	1
OPPONENTS	79	3443	43.6	37.6	11	22	70	0

PUNT RETURNS	NO	FC	YDS	AVG	LG	TD
Antonio Chatman	21	5	158	7.5	34	0
T.J. Houshmandzadeh	8	2	79	9.9	15	0
Leon Hall	3	0	16	5.3	12	0
BENGALS	32	7	253	7.9	34	0
OPPONENTS	48	22	436	9.1	73t	1

KICKOFF RETURNS	NO	YDS	AVG	LG	TD
Glenn Holt	46	1110	24.1	60	0
Andre Caldwell	13	338	26.0	43	0
Kenny Watson	4	63	15.8	24	0
Daniel Coats	1	18	18.0	18	0
Leon Hall	1	1	1.0	1	0
James Johnson	1	13	13.0	13	0
Jerome Simpson	1	8	8.0	8	0
Daniel Coats	0f	0	—	—	0
BENGALS	67	1551	23.1	60	0
OPPONENTS	47	1059	22.5	87	0

FIELD GOALS	1-19	20-29	30-39	40-49	50+
Shayne Graham	1-1	5-5	6-7	9-11	0-0
Dave Rayner	0-0	1-1	0-0	0-0	0-0
BENGALS	1-1	6-6	6-7	9-11	0-0
OPPONENTS	0-0	12-12	6-6	3-4	1-1

Shayne Graham: (43G), (37N), (22G, 30G, 21G), (42G, 45G), (41G, 31G, 40G), (—), (—), (43G, 32G), (—), (20G, 41G, 47N), (26G), (21G), (19G), (32G, 45G), (48N), (38G, 30G, 43G). Rayner: (—), (—), (—), (—), (—), (26G), (—), (—), (—), (—), (—), (—), (—), (—), (—), (—).

Opponents: (47N, 21G), (34G), (24G, 46G, 26G, 22G), (25G, 29G), (30G), (38G, 43G), (21G), (—), (52G, 26G), (42G, 27G), (37G, 38G), (27G, 21G), (—), (23G, 36G), (—), (—).

PASSING	ATT	CMP	YDS	CMP%	YDS/ATT	TD	TD%	INT	INT%	LG	SKD-YDS	RAT
Ryan Fitzpatrick	372	221	1905	59.4	5.12	8	2.2	9	2.4	79	38-193	70.0
Carson Palmer	129	75	731	58.1	5.67	3	2.3	4	3.1	36	11-67	69.0
Jordan Palmer	12	7	41	58.3	3.42	0	0.0	2	16.7	13	2-11	25.3
BENGALS	513	303	2677	59.1	5.22	11	2.1	15	2.9	79	51-271	68.0
OPPONENTS	506	315	3409	62.3	6.74	23	4.5	12	2.4	70t	17-122	87.3

USUAL STARTERS

OFFENSE	DEFENSE
WR Chad Johnson	LDE Robert Geathers
LOT Levi Jones	LDT Domata Peko
Anthony Collins	RDT John Thornton
LG Andrew Whitworth	Pat Sims
Nate Livings	RDE Antwan Odom
C Eric Ghiaciuc	SLB Rashad Jeanty
RG Bobbie Williams	MLB Dhani Jones
ROT Stacy Andrews	WLB Brandon Johnson
TE Reggie Kelly	Keith Rivers
WR T.J. Houshmandzadeh	LCB Johnathan Joseph
QB Ryan Fitzpatrick	David Jones
HB Cedric Benson	RCB Leon Hall
Chris Perry	SS Chinedum Ndukwe
(no player started more than 4 games)	FS Marvin White, Chris Crocker

DEFENSE*	ST	AT	TT	SKS-YDS	INT-YDS	PD	FF	FR-YDS
Dhani Jones	73	41	114	0-0	1-13	8	1	1-0
Rashad Jeanty	54	32	86	0-0	0-0	2	2	0-0
Brandon Johnson	42	35	77	1.5-4.5	2-35	4	0	0-0
Leon Hall	57	14	71	0-0	3-87	24	0	1-0
Marvin White	52	15	67	0-0	1-0	4	0	0-0
Domata Peko	29	38	67	0.5-0.5	0-0	2	0	0-0
Chinedum Ndukwe	42	21	63	3-25	1-12	4	0	1-15
Johnathan Joseph	31	11	42	0-0	1-22	13	1	1-65
David Jones	33	5	38	0-0	0-0	6	0	1-12
Robert Geathers	22	16	38	2.5-19.5	0-0	1	1	1-0
Keith Rivers	24	12	36	0-0	1-39	1	1	0-0
Pat Sims	22	13	35	1-2	0-0	0	0	0-0
Chris Crocker	25	9	34	1.5-10.5	1-22	2	1	0-0
Jonathan Fanene	21	10	31	0-0	0-0	0	0	0-0
John Thornton	24	6	30	3-25	0-0	2	0	0-0
Antwan Odom	19	7	26	3-28	0-0	2	2	0-0
Frostee Rucker	15	8	23	1-7	0-0	1	2	1-6
Dexter Jackson	14	7	21	0-0	0-0	1	0	0-0
Jamar Fletcher	13	2	15	0-0	0-0	3	0	1-0
Kyries Hebert	8	7	15	0-0	0-0	0	0	1-0
Orien Harris	4	10	14	0-0	0-0	0	0	0-0
Darryl Blackstock	7	6	13	0-0	0-0	0	0	0-0
Simeon Castille	5	2	7	0-0	0-0	1	0	0-0
Corey Mays	3	2	5	0-0	0-0	0	1	1-0
Jason Shirley	2	2	4	0-0	0-0	0	0	0-0
Corey Lynch	3	0	3	0-0	1-6	1	0	0-0
Mike Doss	1	1	2	0-0	0-0	1	0	0-0
Eric Henderson	1	1	2	0-0	0-0	0	0	0-0
John Busing	1	0	1	0-0	0-0	0	0	0-0

SPECIAL TEAMS*	ST	AT	TT	FF	FR-YDS	BP	BFG	BXP
Kyries Hebert.....	14	7	21	0	0-0	0	0	0
Rashad Jeanty.....	9	4	13	0	1-0	0	0	0
Corey Mays.....	8	3	11	0	0-0	0	0	0
Brad St. Louis.....	6	2	8	0	0-0	0	0	0
Darryl Blackstock.....	3	4	7	0	0-0	0	0	0
Brandon Johnson.....	4	2	6	0	0-0	0	0	0
Corey Lynch.....	2	4	6	0	0-0	0	0	0
John Busing.....	3	2	5	0	0-0	0	0	0
David Jones.....	3	2	5	0	0-0	0	0	0
Leon Hall.....	4	0	4	0	0-0	0	0	0
Herana-Daze Jones.....	4	0	4	0	0-0	0	0	0
Abdul Hodge.....	1	2	3	0	0-0	0	0	0
Jim Maxwell.....	1	2	3	0	0-0	0	0	0
Kenny Watson.....	0	3	3	0	0-0	0	0	0
Glenn Holt.....	2	0	2	0	0-0	0	0	0
Dhani Jones.....	2	0	2	0	0-0	0	0	0
Kyle Larson.....	2	0	2	0	0-0	0	0	0
Geoffrey Pope.....	2	0	2	0	0-0	0	0	0
Shayne Graham.....	1	1	2	0	0-0	0	0	0
Andre Caldwell.....	1	0	1	0	0-0	0	0	0
Jamar Fletcher.....	1	0	1	0	0-0	0	0	0
Josh Mallard.....	1	0	1	0	0-0	0	0	0
Chinedum Ndukwe.....	1	0	1	0	0-0	0	0	0
Marvin White.....	1	0	1	0	0-0	0	0	0
Daniel Coats.....	0	1	1	0	0-0	0	0	0
Chris Harrington.....	0	1	1	0	0-0	0	0	0
Nate Lawrie.....	0	1	1	0	0-0	0	0	0
Keith Rivers.....	0	1	1	0	0-0	0	0	0

2009 STATISTICS

RECORD: 10-6-0

HEAD COACH: MARVIN LEWIS

(BENGALS WON AFC NORTH DIVISION; SEE POSTSEASON
PORTION OF TEAM HISTORY SECTION FOR POSTSEASON STATS)

DATE	W-L	SCORE	OPPONENT	ATTENDANCE
9-13-09	L	7-12	DENVER	62,831
9-20-09	W	31-24	at Green Bay	70,678
9-27-09	W	23-20	PITTSBURGH	64,538
10-4-09	W	23-20 (OT)	at Cleveland	69,844
10-11-09	W	17-14	at Baltimore	71,161
10-18-09	L	17-28	HOUSTON	64,019
10-25-09	W	45-10	CHICAGO	64,900
11-1-09			— BYE —	
11-8-09	W	17-7	BALTIMORE	64,313
11-15-09	W	18-12	at Pittsburgh	65,392
11-22-09	L	17-20	at Oakland	34,112
11-29-09	W	16-7	CLEVELAND	64,553
12-6-09	W	23-13	DETROIT	62,545
12-13-09	L	10-30	at Minnesota	63,854
12-20-09	L	24-27	at San Diego	68,889
12-27-09	W	17-10	KANSAS CITY	64,333
1-3-10	L	0-37	at N.Y. Jets	79,106

TEAM STATISTICS	BENGALS	OPPONENTS
TOTAL FIRST DOWNS	295	276
Rushing	109	95
Passing	159	165
Penalty	27	16
3rd Down: Made-Att	93-229	81-210
3rd Down Pct.	40.6	38.6
4th Down: Made-Att	10-14	7-15
4th Down Pct.	71.4	46.7
POSSESSION AVG.	31:59	28:01
TOTAL NET YARDS	4946	4822
Avg. Per Game	309.1	301.4
Total Plays	1011	980
Avg. Per Play	4.9	4.9
NET YARDS RUSHING	2056	1573
Avg. Per Game	128.5	98.3
Total Rushes	505	399
NET YARDS PASSING	2890	3249
Avg. Per Game	180.6	203.1
Sacked-Yards Lost	29-244	34-237
Gross Yards	3134	3486
Att.-Completions	477-286	547-318
Completion Pct.	60.0	58.1
Had Intercepted	13	19
PUNTS-AVG.	86-43.9	83-43.9
Net Punting Avg.	36.3	35.3
PENALTIES-YARDS	114-863	99-767
FUMBLES-BALLS LOST	24-12	17-6
TOUCHDOWNS	34	32
Rushing	9	12
Passing	21	18
Returns	4	2

SCORE BY PERIODS	1	2	3	4	OT	PTS
BENGALS	61	118	49	74	3	305
OPPONENTS	55	96	61	79	0	291

SCORING	TD	TD-R	TD-P	TD-Rt	K-PAT	FG	S	PTS
Shayne Graham	0	0	0	0	28-29	23-28	0	97
Chad Johnson	9	0	9	0	—	—	0	54
Cedric Benson	6	6	0	0	—	—	0	36
Laveranues Coles	5	0	5	0	—	—	0	30
Carson Palmer	3	3	0	0	—	—	0	20
Andre Caldwell	3	0	3	0	—	—	0	18
J.P. Foschi	2	0	2	0	—	—	0	12
Chris Henry	2	0	2	0	—	—	0	12
Jonathan Fanene	1	0	0	1	—	—	0	6
Robert Geathers	1	0	0	1	—	—	0	6
Johnathan Joseph	1	0	0	1	—	—	0	6
Bernard Scott	1	0	0	1	—	—	0	6
Brian Leonard	0	0	0	0	—	—	0	2
BENGALS	34	9	21	4	28-29	23-28	0	305
OPPONENTS	32	12	18	2	30-30	23-29	0	291

Two-point conversions: Brian Leonard, Carson Palmer.
BENGALS 2-5, OPPONENTS 0-2.

Fumbles-lost: Carson Palmer 6-2, Andre Caldwell 4-2, Chad Johnson 2-2, J.T. O'Sullivan 2-2, Daniel Coats 2-1, Quan Cosby 2-0, J.P. Foschi 1-1, Jeremi Johnson 1-1, Brian Leonard 1-1, Cedric Benson 1-0, Kevin Huber 1-0, Bernard Scott 1-0. BENGALS 24-12, OPPONENTS 17-6.

PASSING	ATT	CMP	YDS	CMP%	YDS/ATT	TD	TD%	INT	INT%	LG	SKD-YDS	RAT
Carson Palmer	466	282	3094	60.5	6.64	21	4.5	13	2.8	73	26-213	83.6
J.T. O'Sullivan	11	4	40	36.4	3.64	0	0.0	0	0.0	16	3-31	47.5
BENGALS	477	286	3134	60.0	6.57	21	4.4	13	2.7	73	29-244	82.7
OPPONENTS	547	318	3486	58.1	6.37	18	3.3	19	3.5	87	34-237	73.6

RUSHING	ATT	YDS	AVG	LG	TD
Cedric Benson	301	1251	4.2	42	6
Bernard Scott	74	321	4.3	61	0
Larry Johnson	46	204	4.4	27	0
Carson Palmer	39	93	2.4	15	3
Brian Leonard	27	84	3.1	11	0
Chad Johnson	3	32	10.7	26	0
Andre Caldwell	3	22	7.3	15	0
Chris Crocker	1	21	21.0	21	0
J.T. O'Sullivan	3	12	4.0	6	0
Laveranues Coles	2	10	5.0	8	0
Jeremi Johnson	4	8	2.0	4	0
Kevin Huber	1	0	0.0	0	0
Quan Cosby	1	-2	-2.0	-2	0
BENGALS	505	2056	4.1	61	9
OPPONENTS	399	1573	3.9	57	12

RECEIVING	REC	YDS	AVG	LG	TD
Chad Johnson	72	1047	14.5	50	9
Andre Caldwell	51	432	8.5	24	3
Laveranues Coles	43	514	12.0	40	5
Brian Leonard	30	217	7.2	18	0
J.P. Foschi	27	260	9.6	27	2
Cedric Benson	17	111	6.5	19	0
Daniel Coats	16	150	9.4	23	0
Chris Henry	12	236	19.7	73	2
Jeremi Johnson	6	41	6.8	9	0
Bernard Scott	5	67	13.4	23	0
Quan Cosby	4	55	13.8	23	0
Larry Johnson	3	4	1.3	6	0
BENGALS	286	3134	11.0	73	21
OPPONENTS	318	3486	11.0	87	18

INTERCEPTIONS	NO	YDS	AVG	LG	TD
Johnathan Joseph	6	92	15.3	32	1
Leon Hall	6	47	7.8	26	0
Chris Crocker	2	38	19.0	20	0
Jonathan Fanene	1	45	45.0	45	1
Frostee Rucker	1	26	26.0	26	0
Chinedum Ndukwe	1	9	9.0	9	0
Tom Nelson	1	2	2.0	2	0
Keith Rivers	1	0	0.0	0	0
BENGALS	19	259	13.6	45	2
OPPONENTS	13	184	14.2	52	2

PUNTING	NO	YDS	AVG	NET	TB	IN-20	LG	BLK.
Kevin Huber	86	3713	43.2	36.3	10	24	61	0
BENGALS	86	3713	43.2	36.3	10	24	61	0
OPPONENTS	83	3641	43.9	35.3	12	25	66	0

PUNT RETURNS	NO	FC	YDS	AVG	LG	TD
Quan Cosby	40	19	474	11.9	60	0
BENGALS	40	19	474	11.9	60	0
OPPONENTS	39	15	393	10.1	50	0

KICKOFF RETURNS	NO	YDS	AVG	LG	TD
Andre Caldwell	29	539	18.6	39	0
Bernard Scott	16	504	31.5	96	1
Quan Cosby	13	239	18.4	31	0
Brian Leonard	2	38	19.0	24	0
Laveranues Coles	1	14	14.0	14	0
Leon Hall	1	22	22.0	22	0
Daniel Coats	0	0	—	—	0
BENGALS	62	1356	21.9	96	1
OPPONENTS	58	1289	22.2	58	0

FIELD GOALS	1-19	20-29	30-39	40-49	50+
Shayne Graham	0-0	10-11	8-10	3-3	2-4
BENGALS	0-0	10-11	8-10	3-3	2-4
OPPONENTS	1-1	6-7	8-9	5-5	3-7

Shayne Graham: (—), (40G), (34G, 52N), (23B, 31G), (32B, 32G), (50G), (29G), (23G), (51N, 23G, 32G, 32G, 43G), (37N, 25G), (37G, 53G, 28G), (44G, 39G, 23G), (22G), (26G, 25G, 34G), (29G), (—).
Opponents: (48G, 50G), (55N, 45G), (19G, 24G, 52N), (26G, 31G), (—), (28B), (22G), (38N), (28G, 33G, 35G, 34G), (57N, 52G, 33G), (—), (55N), (41G, 23G, 44G), (33G, 52G), (30G), (20G, 39G, 40G).

USUAL STARTERS

OFFENSE	DEFENSE
WR Chad Johnson	LDE Robert Geathers
LOT Andrew Whitworth	LDT Domata Peko
LG Nate Livings	RDT Tank Johnson
C Kyle Cook	RDE Jonathan Fanene
RG Bobbie Williams	SLB Antwan Odom
ROT Dennis Roland	MLB Rey Mualuga
TE Anthony Collins	WLB Dhan Jones
Daniel Coats	LCB Keith Rivers
J.P. Foschi	RCB Johnathan Joseph
Laveranues Coles	SS Chinedum Ndukwe
QB Carson Palmer	FS Chris Crocker
HB Cedric Benson	
FB Jeremi Johnson	

DEFENSE*	ST	AT	TT	SKS-YDS	INT-YDS	PD	FF	FR-YDS
Dhani Jones	77	36	113	3.5-26	0-0	4	1	2-0
Chinedum Ndukwe	60	25	85	2-18.5	1-9	5	0	0-0
Keith Rivers	45	26	71	1-8	1-0	2	0	0-0
Johnathan Joseph	58	11	69	0-0	6-92	20	1	0-0
Leon Hall	52	13	65	0-0	6-47	24	2	0-0
Rey Mualuga	35	24	59	1-8	0-0	2	2	0-0
Chris Crocker	39	10	49	0-0	2-38	9	1	0-0
Brandon Johnson	31	16	47	1.5-11.5	0-0	4	0	1-0
Robert Geathers	21	15	36	3.5-28.5	0-0	3	1	2-113
Jonathan Fanene	18	18	36	6-33	1-45	2	0	0-0
Pat Sims	19	15	34	0.5-2.5	0-0	0	0	1-0
Tank Johnson	16	13	29	2-7	0-0	1	0	0-0
Roy Williams	17	9	26	0-0	0-0	2	0	0-0
Domata Peko	12	11	23	0-0	0-0	1	0	0-0
Tom Nelson	18	4	22	0-0	1-2	2	0	0-0
Morgan Trent	18	4	22	1-7	0-0	4	0	0-0
Antwan Odom	18	1	19	8-51	0-0	2	0	0-0
Frostee Rucker	7	6	13	1-10	1-26	2	0	0-0
Michael Johnson	7	5	12	3-26	0-0	5	0	0-0
Rashad Jeanty	8	1	9	0-0	0-0	0	0	0-0
Kyries Hebert	7	2	9	0-0	0-0	0	0	0-0
Shaun Smith	3	5	8	0-0	0-0	0	0	0-0
Orien Harris	5	2	7	0-0	0-0	0	0	0-0
David Jones	3	2	5	0-0	0-0	1	0	0-0
Abdul Hodge	2	3	5	0-0	0-0	0	0	0-0
Rico Murray	1	0	1	0-0	0-0	0	0	0-0
Geoffrey Pope	0	0	0	0-0	0-0	1	0	0-0

SPECIAL TEAMS*	ST	AT	TT	FF	FR-YDS	BP	BFG	BXP
Abdul Hodge	10	1	11	1	0-0	0	0	0
Brandon Johnson	9	2	11	0	0-0	0	0	0
Kyries Hebert	7	4	11	0	0-0	0	0	0
Rashad Jeanty	5	5	10	0	0-0	0	0	0
Brian Leonard	7	1	8	0	0-0	0	0	0
Dan Skuta	6	2	8	0	0-0	0	0	0
Leon Hall	6	0	6	0	0-0	0	0	0
David Jones	4	2	6	0	0-0	0	0	0
Maurice Purify	4	2	6	0	0-0	0	0	0
Morgan Trent	4	2	6	0	0-0	0	0	0
Michael Johnson	4	1	5	0	0-0	0	0	0
Rey Mualuga	4	0	4	1	0-0	0	0	0
Chinedum Ndukwe	3	1	4	0	0-0	0	0	0
Quan Cosby	2	1	3	0	0-0	0	0	0
Tom Nelson	2	1	3	0	0-0	0	0	0
Shayne Graham	2	0	2	0	0-0	0	0	0
Kevin Huber	2	0	2	0	0-0	0	0	0
Bernard Scott	2	0	2	0	0-0	0	0	0
Roy Williams	2	0	2	0	0-0	0	0	0
Chris Crocker	1	1	2	0	0-0	0	0	0
Clark Harris	1	0	1	0	0-0	0	0	0
Johnathan Joseph	1	0	1	0	0-0	0	0	0
Keith Rivers	1	0	1	0	0-0	0	0	0
Brad St. Louis	1	0	1	0	0-0	0	0	0
Antwan Odom	0	0	0	0	0-0	0	1	0

MIS

2010 STATISTICS

RECORD: 4-12-0

HEAD COACH: MARVIN LEWIS

DATE	W-L	SCORE	OPPONENT	ATTENDANCE
9-12-10	L	24-38	at New England	68,756
9-19-10	W	15-10	BALTIMORE	64,071
9-26-10	W	20-7	at Carolina	72,887
10-3-10	L	20-23	at Cleveland	66,731
10-10-10	L	21-24	TAMPA BAY	63,888
10-17-10			— BYE —	
10-24-10	L	32-39	at Atlanta	67,665
10-31-10	L	14-22	MIAMI	63,179
11-8-10	L	21-27	PITTSBURGH	65,626
11-14-10	L	17-23	at Indianapolis	67,404
11-21-10	L	31-49	BUFFALO	55,654
11-25-10	L	10-26	at N.Y. Jets	78,903
12-5-10	L	30-34	NEW ORLEANS	59,963
12-12-10	L	7-23	at Pittsburgh	57,501
12-19-10	W	19-17	CLEVELAND	56,342
12-26-10	W	34-20	SAN DIEGO	54,194
1-2-11	L	7-13	at Baltimore	71,088

TEAM STATISTICS	BENGALS	OPPONENTS
TOTAL FIRST DOWNS	317	290
Rushing	85	97
Passing	206	170
Penalty	26	23
3rd Down: Made-Att	87-224	75-198
3rd Down Pct.	38.8	37.9
4th Down: Made-Att	13-19	2-7
4th Down Pct.	68.4	28.6
POSSESSION AVG.	31:14	28:46
TOTAL NET YARDS	5289	5312
Avg. Per Game	330.6	332.0
Total Plays	1046	957
Avg. Per Play	5.1	5.6
NET YARDS RUSHING	1522	1843
Avg. Per Game	95.1	115.2
Total Rushes	428	416
NET YARDS PASSING	3767	3469
Avg. Per Game	235.4	216.8
Sacked-Yards Lost	28-221	27-179
Gross Yards	3988	3648
Att.-Completions	590-365	514-326
Completion Pct.	61.9	63.4
Had Intercepted	20	16
PUNTS-AVG.	72-41.6	76-41.3
Net Punting Avg.	38.2	36.6
PENALTY-YARDS	90-725	95-776
FUMBLES-BALLS LOST	21-14	20-10
TOUCHDOWNS	36	44
Rushing	8	15
Passing	26	21
Returns	2	8

SCORE BY PERIODS	1	2	3	4	OT	PTS
BENGALS	45	102	57	118	0	322
OPPONENTS	63	113	93	126	0	395

SCORING	TD	TD-R	TD-P	TD-Rt	K-PAT	FG	S	PTS
Mike Nugent	0	0	0	0	17-17	15-19	0	62
Terrell Owens	9	0	9	0	—	—	0	54
Cedric Benson	8	7	1	0	—	—	0	50
Clint Stitser	0	0	0	0	8-10	7-8	0	29
Jermaine Gresham	4	0	4	0	—	—	0	26
Chad Johnson	4	0	4	0	—	—	0	24
Jordan Shipley	3	0	3	0	—	—	0	18
Jerome Simpson	3	0	3	0	—	—	0	18
Aaron Pettrey	0	0	0	0	5-5	2-4	0	11
Adam Jones	1	0	0	1	—	—	0	6
Johnathan Joseph	1	0	0	1	—	—	0	6
Brian Leonard	0	0	1	0	—	—	0	6
Bernard Scott	1	1	0	0	—	—	0	6
Andrew Whitworth	1	0	1	0	—	—	0	6
BENGALS	36	8	26	2	30-32	24-31	0	322
OPPONENTS	44	15	21	8	43-43	28-33	1	395

Two-point conversions: Cedric Benson, Jermaine Gresham. BENGALS 2-4, OPPONENTS 1-1.

Fumbles-lost: Cedric Benson 7-5, Carson Palmer 7-3, Jerome Simpson 2-2, Jermaine Gresham 2-1, Andre Caldwell 1-1, Reggie Nelson 1-1, Bernard Scott 1-1. BENGALS 21-14, OPPONENTS 20-10.

PASSING	ATT	CMP	YDS	CMP%	YDS/ATT	TD	TD%	INT	INT%	LG	SKD-YDS	RAT
Carson Palmer	586	362	3970	61.8	6.77	26	4.4	20	3.4	78t	26-201	82.4
Jordan Palmer	3	3	18	100.0	6.00	0	0.0	0	0.0	7	2-20	91.7
Chad Johnson	1	0	0	0.0	0.00	0	0.0	0	0.0	—	0-0	39.6
BENGALS	590	365	3988	61.9	6.76	26	4.4	20	3.4	78t	28-221	82.4
OPPONENTS	514	326	3648	63.4	7.10	21	4.1	16	3.1	54	27-179	85.2

RUSHING	ATT	YDS	AVG	LG	TD
Cedric Benson	321	1111	3.5	26	7
Bernard Scott	61	299	4.9	18	1
Brian Leonard	9	61	6.8	42	0
Carson Palmer	32	50	1.6	9	0
Jerome Simpson	1	2	2.0	2	0
Cedric Peerman	2	1	0.5	1	0
Chris Pressley	1	0	0.0	0	0
Andre Caldwell	1	-2	-2.0	-2	0
BENGALS	428	1522	3.6	42	8
OPPONENTS	416	1843	4.4	61	15

RECEIVING	REC	YDS	AVG	LG	TD
Terrell Owens	72	983	13.7	78t	9
Chad Johnson	67	831	12.4	42	4
Jordan Shipley	52	600	11.5	64t	3
Jermaine Gresham	52	471	9.1	27	4
Cedric Benson	28	178	6.4	24	1
Andre Caldwell	25	345	13.8	53	0
Jerome Simpson	20	277	13.9	59t	3
Brian Leonard	20	137	6.9	20	1
Bernard Scott	11	60	5.5	25	0
Reggie Kelly	10	42	4.2	9	0
Chase Coffman	3	30	10.0	14	0
Quan Cosby	2	16	8.0	11	0
Cedric Peerman	1	11	11.0	11	0
Chris Pressley	1	6	6.0	6	0
Andrew Whitworth	1	1	1.0	1t	1
BENGALS	365	3988	10.9	78t	26
OPPONENTS	326	3648	11.2	54	21

INTERCEPTIONS	NO	YDS	AVG	LG	TD
Leon Hall	4	19	4.8	22	0
Johnathan Joseph	3	38	12.7	21t	1
Reggie Nelson	2	63	31.5	56	0
Rey Mauluga	2	58	29.0	47	0
Brandon Johnson	1	12	12.0	12	0
Adam Jones	1	10	10.0	10	0
Chinedum Ndukwe	1	0	0.0	0	0
Morgan Trent	1	0	0.0	0	0
Roy Williams	1	0	0.0	0	0
BENGALS	16	200	12.5	56	1
OPPONENTS	20	424	21.2	59t	5

PUNTING	NO	YDS	AVG	NET	TB	IN-20	LG	BLK.
Kevin Huber	71	2992	42.1	38.2	6	28	72	1
BENGALS	72	2992	41.6	38.2	6	28	72	1
OPPONENTS	76	3137	41.3	36.6	5	29	61	0

PUNT RETURNS	NO	FC	YDS	AVG	LG	TD
Quan Cosby	30	21	225	7.5	20	0
Adam Jones	5	0	33	6.6	27	0
Andre Caldwell	1	0	0	0.0	0	0
BENGALS	36	21	258	7.2	27	0
OPPONENTS	26	14	124	4.8	20	0

KICKOFF RETURNS	NO	YDS	AVG	LG	TD
Bernard Scott	56	1257	22.4	60	0
Adam Jones	7	134	19.1	29	0
Andre Caldwell	3	79	26.3	32	0
Quan Cosby	3	44	14.7	18	0
Leon Hall	1	29	29.0	29	0
Reggie Kelly	1	8	8.0	8	0
BENGALS	71	1551	21.8	60	0
OPPONENTS	64	1504	23.5	97t	2

FIELD GOALS	1-19	20-29	30-39	40-49	50+
Mike Nugent	0-0	5-5	7-7	1-3	2-4
Clint Stitser	0-0	4-5	2-2	1-1	0-0
Aaron Pettrey	1-1	1-2	0-0	0-1	0-0
BENGALS	1-1	10-12	9-9	2-5	2-4
OPPONENTS	0-0	12-12	8-9	6-9	2-3

Mike Nugent: (54G), (36G, 30G, 46G, 38G, 25G), (33G, 50G), (24G, 44B, 25G), (31G, 35G), (20G, 53N, 33G), (—), (51N, 45N), (27G), (—), (—), (—), (—), (—), (—), (—).

Aaron Pettrey: (—), (—), (—), (—), (—), (—), (—), (—), (—), (19G, 43N), (27N, 28G), (—), (—), (—), (—), (—).

Clint Stitser: (—), (—), (—), (—), (—), (—), (—), (—), (—), (—), (—), (29G, 23G, 47G), (—), (25G, 39G, 34G, 20G), (—), (29N).

Opponents: (32G, 47N, 56N), (38G), (—), (30G, 31G, 22G), (31G), (45G), (38G, 42G, 24G, 54G, 31G), (25G, 53G, 46N), (28G, 47G, 23G), (33N), (27G, 44N), (48G, 24G), (23G, 35G, 41G), (23G), (20G, 28G), (25G, 47G).

USUAL STARTERS

OFFENSE	DEFENSE
WR Chad Johnson	LDE Robert Geathers
LOT Andrew Whitworth	NT Domata Peko
LG Nate Livings	DT Pat Sims
C Kyle Cook	Tank Johnson
RG Bobbie Williams	RDE Michael Johnson
ROT Dennis Roland	SLB Rey Mauluga
TE Jermaine Gresham	MLB Dhani Jones
TE Reggie Kelly	WLB Keith Rivers
WR Terrell Owens	LCB Johnathan Joseph
QB Carson Palmer	RCB Leon Hall
HB Cedric Benson	SS Roy Williams
	FS Chris Crocker

DEFENSE*	ST	AT	TT	SKS-YDS	INT-YDS	PD	FF	FR-YDS
Dhani Jones	86	39	125	1-9	0-0	2	1	0-0
Keith Rivers	51	24	75	1-5	0-0	2	0	0-0
Rey Mauluga	44	31	75	1-10	2-8	2	0	0-0
Roy Williams	37	21	58	1-3	1-0	1	0	3-1
Chinedum Ndukwe	37	18	55	0-5.4	1-0	3	0	1-0
Reggie Nelson	31	18	49	0-0	2-63	7	2	0-0
Johnathan Joseph	37	5	42	0-0	3-38	8	0	0-0
Domata Peko	24	18	42	0-5.4	0-0	1	0	0-0
Chris Crocker	29	12	41	2-8	0-0	5	2	0-0
Leon Hall	29	10	39	0-0	4-19	11	2	0-0
Michael Johnson	25	9	34	2-5-10	0-0	4	0	0-0
Robert Geathers	22	11	33	1-9	0-0	2	1	1-5
Brandon Johnson	16	16	32	0-0-5	1-12	3	0	0-0
Pat Sims	19	12	31	2-5-20	0-0	1	0	0-0
Carlos Dunlap	19	5	24	9-77-5.7	0-0	3	0	1-0
Morgan Trent	18	5	23	0-0	1-0	3	0	1-0
Frostee Rucker	8	9	17	1-8	0-0	1	0	0-0
Geno Atkins	10	6	16	3-11	0-0	1	0	0-0
Jonathan Wade	12	2	14	0-0	0-0	2	0	0-0
Adam Jones	11	3	14	0-0	1-10	3	1	1-59
Rico Murray	11	1	12	0-0	0-0	3	0	0-0
Keiwan Ratliff	6	6	12	0-0	0-0	0	0	0-0
Tank Johnson	5	5	10	0-0	0-0	0	0	0-0
Tom Nelson	4	2	6	0-0	0-0	0	0	0-0
Antwan Odum	3	1	4	0-0	0-0	1	0	0-0
Clinton McDonald	2	2	4	0-0	0-0	0	0	0-0
Brandon Ghee	2	0	2	0-0	0-0	0	0	0-0
Fred Bennett	1	0	1	0-0	0-0	0	0	0-0
Jonathan Fanene	0	1	1	0-0	0-0	0	0	0-0
Rodrick Muckelroy	0	1	1	0-0	0-0	0	0	0-0
Dan Skuta	0	1	1	0-0	0-0	0	0	0-0

SPECIAL TEAMS*	ST	AT	TT	FF	FR-YDS	BP	BFG	BXP
Dan Skuta	11	4	15	1	0-0	0	0	0
Quan Cosby	6	3	9	0	0-0	0	0	0
Roddrick Muckelroy.....	4	5	9	2	0-0	0	0	0
Brandon Ghee.....	7	0	7	0	0-0	0	0	0
Reggie Nelson.....	4	2	6	0	0-0	0	0	0
Cedric Peerman	4	2	6	0	0-0	0	0	0
Brandon Johnson	3	3	6	0	0-0	0	0	0
Leon Hall.....	4	1	5	0	0-0	0	0	0
Brian Leonard.....	4	1	5	0	0-0	0	0	0
Rico Murray.....	4	1	5	0	0-0	0	0	0
Chinedum Ndukwe.....	4	1	5	0	0-0	0	0	0
Jeromy Miles	3	1	4	0	0-0	0	0	0
Clark Harris	3	0	3	0	0-0	0	0	0
Tom Nelson.....	3	0	3	0	0-0	0	0	0
Morgan Trent.....	3	0	3	0	0-0	0	0	0
Vincent Rey.....	2	1	3	0	0-0	0	0	0
Andrew Caldwell.....	2	0	2	0	0-0	0	0	0
Chris Crocker.....	2	0	2	0	0-0	0	0	0
Mike Nugent.....	1	1	2	0	0-0	0	0	0
Clint Stitser.....	1	1	2	0	0-0	0	0	0
Keith Rivers.....	0	2	2	0	0-0	0	0	0
Michael Johnson.....	1	0	1	0	1-0	0	0	0
Reggie Kelly.....	1	0	1	0	0-0	0	0	0
Keiwan Ratliff.....	1	0	1	0	0-0	0	0	0
Bernard Scott.....	1	0	1	0	0-0	0	0	0
Marvin White.....	1	0	1	0	0-0	0	0	0
Adam Jones.....	0	0	0	0	1-0	0	0	0

2011 STATISTICS

RECORD: 9-7-0

HEAD COACH: MARVIN LEWIS

(BENGALS WERE WILD CARD QUALIFIER: SEE POSTSEASON PORTION OF TEAM HISTORY SECTION FOR POSTSEASON STATS)

DATE	W-L	SCORE	OPPONENT	ATTENDANCE
9-11-11	W	27-17	at Cleveland	67,321
9-18-11	L	22-24	at Denver	73,281
9-25-11	L	8-13	SAN FRANCISCO	43,363
10-2-11	W	23-20	BUFFALO	41,142
10-9-11	W	30-20	at Jacksonville	61,799
10-16-11	W	27-17	INDIANAPOLIS	52,068
10-23-11			— BYE —	
10-30-11	W	34-12	at Seattle	66,004
11-6-11	W	24-17	at Tennessee	69,143
11-13-11	L	17-24	PITTSBURGH	63,262
11-20-11	L	24-31	at Baltimore	71,320
11-27-11	W	23-20	CLEVELAND	48,260
12-4-11	L	7-35	at Pittsburgh	63,697
12-11-11	L	19-20	HOUSTON	41,202
12-18-11	W	20-13	at St. Louis	56,431
12-24-11	W	23-16	ARIZONA	41,273
1-1-12	L	16-24	BALTIMORE	63,439

TEAM STATISTICS	BENGALS	OPPONENTS
TOTAL FIRST DOWNS	285	284
Rushing	93	94
Passing	160	170
Penalty	32	20
3rd Down: Made-Att	80-219	78-220
3rd Down Pct.	36.5	35.5
4th Down: Made-Att	4-11	4-11
4th Down Pct.	40.0	36.4
POSSESSION AVG.	30:19	29:41
TOTAL NET YARDS	5118	5060
Avg. Per Game	319.9	316.3
Total Plays	1015	1009
Avg. Per Play	5.0	5.0
NET YARDS RUSHING	1778	1675
Avg. Per Game	111.1	104.7
Total Rushes	455	425
NET YARDS PASSING	3340	3385
Avg. Per Game	208.8	211.6
Sacked-Yards Lost	25-167	45-277
Gross Yards	3507	3662
Att.-Completions	535-308	539-319
Completion Pct.	57.6	59.2
Had Intercepted	14	10
PUNTS-AVG.	91-44.2	98-46.6
Net Punting Avg.	39.2	38.9
PENALTIES-YARDS	99-874	101-878
FUMBLES-BALLS LOST	17-8	26-12
TOUCHDOWNS	35	37
Rushing	14	14
Passing	21	21
Returns	4	2

SCORE BY PERIODS	1	2	3	4	OT	PTS
BENGALS	83	59	86	116	0	344
OPPONENTS	51	132	50	90	0	323

SCORING	TD	TD-R	TD-P	TD-Rt	K-PAT	FG	S	PTS
Mike Nugent	0	0	0	0	33-34	33-38	0	132
A.J. Green	7	0	7	0	—	—	0	42
Cedric Benson	6	6	0	0	—	—	0	36
Jermaine Gresham	4	0	6	0	—	—	0	36
Jerome Simpson	4	0	4	0	—	—	0	24
Andre Caldwell	3	0	3	0	—	—	0	18
Bernard Scott	3	3	0	0	—	—	0	18
Geno Atkins	1	0	0	1	—	—	0	6
Colin Cochart	1	0	1	0	—	—	0	6
Andy Dalton	1	1	0	0	—	—	0	6
Carlos Dunlap	1	0	0	1	—	—	0	6
Reggie Nelson	1	0	0	1	—	—	0	6
Brandon Tate	1	0	0	1	—	—	0	6
(team)	—	—	—	—	—	—	1	2
BENGALS	35	10	21	4	33-34	33-38	1	344
OPPONENTS	37	14	21	2	35-35	22-27	0	323

Two-point conversions: None. BENGALS 0-1 (0-0 R, 0-1 P), OPPONENTS 0-2 (0-1 R, 0-1 P).

Fumbles-lost: Cedric Benson 5-2, Andy Dalton 4-2, Brandon Tate 3-1, Geno Atkins 1-1, Nate Clements 1-1, Jermaine Gresham 1-1, A.J. Green 1-0, Jordan Shipley 1-0. BENGALS 17-8, OPPONENTS 26-12.

PASSING	ATT	CMP	YDS	CMP%	YDS/ATT	TD	TD%	INT	INT%	LG	SKD-YDS	RAT
Andy Dalton	516	300	3398	58.1	6.59	20	3.9	13	2.5	84	24-160	80.4
Bruce Gradkowski	18	8	109	44.4	6.06	1	5.6	1	5.6	41t	1-7	59.7
Bernard Scott	1	0	0	0.0	0.00	0	0.0	0	0.0	—	0-0	39.6
BENGALS	535	308	3507	57.6	6.56	21	3.9	14	2.6	84	25-167	79.6
OPPONENTS	539	319	3662	59.2	6.79	21	3.9	10	1.9	74t	45-277	85.0

RUSHING	ATT	YDS	AVG	LG	TD
Cedric Benson	273	1067	3.9	42	6
Bernard Scott	112	380	3.4	25t	3
Andy Dalton	37	152	4.1	17	1
Brian Leonard	17	85	5.0	14	0
A.J. Green	5	53	10.6	22	0
Andrew Hawkins	5	25	5.0	8	0
Cedric Peerman	3	15	5.0	11	0
Bruce Gradkowski	3	1	0.3	1	0
BENGALS	455	1778	3.9	42	10
OPPONENTS	425	1675	3.9	70t	14

RECEIVING	REC	YDS	AVG	LG	TD
A.J. Green	65	1057	16.3	58	7
Jermaine Gresham	56	596	10.6	31	6
Jerome Simpson	50	725	14.5	84	4
Andre Caldwell	37	317	8.6	49t	3
Andrew Hawkins	23	263	11.4	26	0
Brian Leonard	22	210	9.5	37	0
Cedric Benson	15	82	5.5	11	0
Bernard Scott	13	38	2.9	14	0
Donald Lee	11	115	10.5	26	0
Colin Cochart	5	44	8.8	25	1
Ryan Whalen	4	27	6.8	13	0
Jordan Shipley	4	14	3.5	5	0
Chris Pressley	3	19	6.3	9	0
BENGALS	308	3507	11.4	84	21
OPPONENTS	319	3662	11.5	74t	21

INTERCEPTIONS	NO	YDS	AVG	LG	TD
Reggie Nelson	4	115	28.8	75t	1
Leon Hall	2	15	7.5	15	0
Nate Clements	2	5	2.5	7	0
Rey Mauluga	1	2	2.0	2	0
Michael Johnson	1	0	0.0	0	0
BENGALS	10	137	13.7	75t	1
OPPONENTS	14	159	11.4	43t	1

PUNTING	NO	YDS	AVG	NET	TB	IN-20	LG	BLK.
Kevin Huber	91	4023	44.2	39.2	9	24	71	0
BENGALS	91	4023	44.2	39.2	9	24	71	0
OPPONENTS	98	4562	46.6	38.9	7	23	65	0

PUNT RETURNS	NO	FC	YDS	AVG	LG	TD
Brandon Tate	51	17	543	10.6	56t	1
Adam Jones	2	0	67	33.5	63	0
Nate Clements	0	1	0	—	—	0
BENGALS	53	18	610	11.5	63	1
OPPONENTS	38	26	273	7.2	60t	1

KICKOFF RETURNS	NO	YDS	AVG	LG	TD
Brandon Tate	42	998	23.8	45	0
Nate Clements	1	4	4.0	4	0
Cedric Peerman	1	10	10.0	10	0
Bernard Scott	1	26	26.0	26	0
Adam Jones	0	^12	—	12	0
BENGALS	45	1026	22.8	45	0
OPPONENTS	44	916	20.8	51	0

FIELD GOALS	1-19	20-29	30-39	40-49	50+
Mike Nugent	0-0	14-14	5-8	14-16	0-0
BENGALS	0-0	14-14	5-8	14-16	0-0
OPPONENTS	1-1	8-8	4-4	7-9	2-5

Mike Nugent: (24G, 47G), (45G, 37G, 23G), (22G, 23G), (31G, 21G, 43G), (47G), (20G, 43G, 43WR), (34G, 48G), (36G), (43G), (27G), (23G, 40G, 26G), (33B), (22G, 47G, 49G, 28G), (21G, 41G), (24G, 35WR, 48WR, 41G, 32G), (46G, 36WR, 46G, 23G).

Opponents: (20G), (34G), (23G, 53G), (43G, 23G), (19G, 20G), (46G, 52B), (47G, 25G), (43G), (39G), (22G), (32G, 54G, 55SH), (50WR), (46G, 47WR, 33G), (45WR, 26G, 43G), (29G), (42G).

USUAL STARTERS

OFFENSE	DEFENSE
WR Jerome Simpson	LDE Robert Geathers
LOT Andrew Whitworth	NT Domata Peko
LG Nate Livings	DT Geno Atkins
C Kyle Cook	RDE Froste Rucker
RG Bobbie Williams	SLB Manny Lawson
ROT Andre Smith	MLB Rey Mauluga
TE Jermaine Gresham	WLB Thomas Howard
WR A.J. Green	LCB Nate Clements
QB Andy Dalton	RCB Leon Hall
HB Cedric Benson	Adam Jones
FB Chris Pressley	Chris Crocker
	FS Reggie Nelson

DEFENSE*	ST	AT	TT	SKS-YDS	INT-YDS	PD	FF	FR-YDS
Thomas Howard	64	35	99	1-4	0-0	3	2	0-0
Rey Mauluga	53	35	88	0-0	1-2	2	3	1-0
Reggie Nelson	57	25	82	2-16	4-115	12	2	0-0
Domata Peko	34	32	66	2.5-19	0-0	0	1	1-0
Chris Crocker	45	16	61	3.5-14	0-0	5	1	0-0
Nate Clements	49	6	55	1-8	2-5	12	2	2-0
Manny Lawson	30	21	51	1.5-6	0-0	4	0	0-0
Geno Atkins	26	21	47	7.5-37.5	0-0	3	2	2-19
Froste Rucker	32	12	44	4-24	0-0	2	0	0-0
Michael Johnson	28	14	42	6-39.5	1-0	5	1	1-0
Leon Hall	29	3	32	0-0	2-15	7	0	1-10
Kelly Jennings	24	7	31	1-2	0-0	5	0	0-0
Robert Geathers	10	19	29	2.5-8	0-0	1	0	0-0
Adam Jones	26	2	28	0-0	0-0	6	0	0-0
Brandon Johnson	16	10	26	0-0	0-0	3	0	0-0
Jonathan Fanene	17	7	24	6.5-48	0-0	1	0	2-0
Gibril Wilson	12	11	23	0-0	0-0	0	1	1-0
Carlos Dunlap	11	12	23	4.5-42	0-0	3	0	1-35
Pat Sims	11	9	20	1-5	0-0	0	0	0-0
Dan Skuta	9	11	20	0.5-4	0-0	0	1	0-0
Morgan Trent	3	2	5	0-0	0-0	0	0	0-0
Taylor Mays	1	3	4	0-0	0-0	1	0	0-0
Nick Hayden	2	0	2	0-0	0-0	0	0	0-0
Jeremy Miles	2	0	2	0-0	0-0	0	0	0-0

SPECIAL TEAMS*	ST	AT	TT	FF	FR-YDS	BP	BFG	BXP
Jeremy Miles	13	1	14	0	0-0	0	0	0
Cedric Peerman	9	3	12	0	0-0	0	0	0
Dan Skuta	7	4	11	0	0-0	0	0	0
Gibril Wilson	9	1	10	0	0-0	0	0	0
Brian Leonard	6	1	7	0	0-0	0	0	0
Taylor Mays	6	0	6	0	0-0	0	0	0
Vincent Rey	6	0	6	0	0-0	0	0	0
Brandon Johnson	4	1	5	1	0-0	0	0	0
Andrew Hawkins	2	2	4	0	0-0	0	0	0
Reggie Nelson	2	1	3	0	0-0	0	0	0
Clark Harris	1	2	3	0	0-0	0	0	0
Kelly Jennings	2	0	2	0	0-0	0	0	0
Andre Caldwell	1	0	1	0	0-0	0	0	0
Colin Cochart	1	0	1	0	0-0	0	0	0
Manny Lawson	1	0	1	0	0-0	0	0	0
Rico Murray	1	0	1	0	0-0	0	0	0
Morgan Trent	1	0	1	0	0-0	0	0	0
Brandon Ghee	0	1	1	0	0-0	0	0	0
Nate Clements	0	0	0	0	0-0	0	1	0

MISCELLANEOUS DEFENSE*	ST	AT	TT	FF	FR-YDS
Andre Caldwell	2	0	2	0	0-0
Andy Dalton	2	0	2	0	0-0
A.J. Green	2	0	2	0	0-0
Jermaine Gresham	2	0	2	0	0-0
Nate Livings	2	0	2	0	0-0
Jerome Simpson	2	0	2	0	0-0
Andre Smith	2	0	2	0	0-0
Cedric Benson	1	1	2	0	0-0
Andrew Hawkins	1	0	1	0	0-0
Cedric Peerman	1	0	1	0	0-0
Andrew Whitworth	1	0	1	0	0-0
Bobbie Williams	0	1	1	0	0-0

* NOTE: All defensive statistics above are press box statistics produced at the games.

2012 STATISTICS

RECORD: 10-6-0

HEAD COACH: MARVIN LEWIS

(BENGALS WERE WILD CARD QUALIFIER: SEE POSTSEASON PORTION OF TEAM HISTORY SECTION FOR POSTSEASON STATS)

DATE	W-L	SCORE	OPPONENT	ATTENDANCE
9-10-12	L	13-44	at Baltimore	71,064
9-16-12	W	34-27	CLEVELAND	63,036
9-23-12	W	38-31	at Washington	80,060
9-30-12	W	27-10	at Jacksonville	63,030
10-7-12	L	13-17	MIAMI	61,162
10-14-12	L	24-34	at Cleveland	67,060
10-21-12	L	17-24	PITTSBURGH	63,411
10-28-12			— BYE —	
11-4-12	L	23-31	DENVER	63,623
11-11-12	W	31-13	N.Y. GIANTS	56,614
11-18-12	W	28-6	at Kansas City	63,336
11-25-12	W	34-10	OAKLAND	56,503
12-2-12	W	20-13	at San Diego	54,980
12-9-12	L	19-20	DALLAS	63,590
12-13-12	W	34-13	at Philadelphia	69,144
12-23-12	W	13-10	at Pittsburgh	63,236
12-30-12	W	23-17	BALTIMORE	61,565

TEAM STATISTICS	BENGALS	OPPONENTS
TOTAL FIRST DOWNS	292	307
Rushing	95	99
Passing	173	183
Penalty	24	25
3rd Down: Made-Att.	74-217	79-219
3rd Down Pct.	34.1	36.1
4th Down: Made-Att.	11-16	5-12
4th Down Pct.	68.8	41.7
POSSESSION AVG.	30:26	29:34
TOTAL NET YARDS	5323	5115
Avg. Per Game	332.7	319.7
Total Plays	1016	1034
Avg. Per Play	5.2	4.9
NET YARDS RUSHING	1745	1715
Avg. Per Game	109.1	107.2
Total Rushes	430	423
NET YARDS PASSING	3578	3400
Avg. Per Game	223.6	212.5
Sacked-Yards Lost	46-229	51-361
Gross Yards	3807	3761
Att.-Completions	540-335	560-346
Completion Pct.	62.0	61.8
Had Intercepted	16	14
PUNTS-AVG.	76-44.4	86-44.4
Net Punting Avg.	42.0	36.8
PENALTIES-YARDS	99-857	90-779
FUMBLES-BALLS LOST	19-10	26-16
TOUCHDOWNS	43	34
Rushing	11	13
Passing	28	16
Returns	4	5

SCORE BY PERIODS	1	2	3	4	OT	PTS
BENGALS	113	104	63	111	0	391
OPPONENTS	42	102	80	96	0	320

SCORING	TD	TD-R	TD-P	TD-R	K-PAT	FG	S	PTS
Mike Nugent	0	0	0	0	35-35	19-23	0	92
A.J. Green	11	0	11	0	—	—	0	66
Josh Brown	0	0	0	0	8-8	11-12	0	41
BenJarvus Green-Ellis	6	0	0	0	—	—	0	36
Jermaine Gresham	5	0	5	0	—	—	0	30
Andy Dalton	4	4	0	0	—	—	0	24
Andrew Hawkins	4	0	4	0	—	—	0	24
Mohamed Sanu	4	0	4	0	—	—	0	24
Armon Binns	1	0	1	0	—	—	0	6
Carlos Dunlap	1	0	0	1	—	—	0	6
Wallace Gilberry	1	0	0	1	—	—	0	6
Leon Hall	1	0	0	1	—	—	0	6
Adam Jones	1	0	0	1	—	—	0	6
Marvin Jones	1	0	1	0	—	—	0	6
Cedric Peerman	1	1	0	0	—	—	0	6
Chris Pressley	1	0	1	0	—	—	0	6
Brandon Tate	1	0	1	0	—	—	0	6
BENGALS	43	11	28	4	43-43	30-35	0	391
OPPONENTS	34	13	16	5	33-33	27-32	0	320

Two-point conversions: None. BENGALS 0-0 (0-0 R, 0-0 P), OPPONENTS 1-1 (0-0 R, 1-1 P).

Fumbles-lost: Andy Dalton 4-4, Brandon Tate 4-1, BenJarvus Green-Ellis 3-2, A.J. Green 2-1, Jermaine Gresham 2-1, Armon Binns 1-1, Bruce Gradkowski 1-0, Andrew Hawkins 1-0, Trevor Robinson 1-0. BENGALS 19-10, OPPONENTS 26-16.

PASSING	ATT	CMP	YDS	CMP%	YDS/ATT	TD	TD%	INT	INT%	LG	SKD-YDS	RAT
Andy Dalton	528	329	3669	62.3	6.95	27	5.1	16	3.0	59t	46-229	87.4
Bruce Gradkowski	11	5	65	45.5	5.91	0	0.0	0	0.0	44	0-0	64.6
Mohamed Sanu	1	1	73	100.0	73.00	1	100.0	0	0.0	73t	0-0	158.3
BENGALS	540	335	3807	62.0	7.05	28	5.2	16	3.0	73t	46-229	88.1
OPPONENTS	560	346	3761	61.8	6.72	16	2.9	14	2.5	71t	51-361	80.7

RUSHING	ATT	YDS	AVG	LG	TD
BenJarvus Green-Ellis	278	1094	3.9	48	6
Cedric Peerman	36	258	7.2	48	1
Andy Dalton	47	120	2.6	17	4
Brian Leonard	33	106	3.2	11	0
Marvin Jones	3	47	15.7	37	0
A.J. Green	4	38	9.5	20	0
Bernard Scott	8	35	4.4	29	0
Andrew Hawkins	6	30	5.0	11	0
Mohamed Sanu	5	15	3.0	7	0
Daniel Herron	4	5	1.3	6	0
Brandon Tate	1	0	0.0	0	0
Kevin Huber	1	-1	-1.0	-1	0
Bruce Gradkowski	4	-2	-0.5	0	0
BENGALS	430	1745	4.1	48	11
OPPONENTS	423	1715	4.1	32t	13

RECEIVING	REC	YDS	AVG	LG	TD
A.J. Green	97	1350	13.9	73t	11
Jermaine Gresham	64	737	11.5	55t	5
Andrew Hawkins	51	533	10.5	59t	4
BenJarvus Green-Ellis	22	104	4.7	13	0
Armon Binns	18	210	11.7	48t	1
Marvin Jones	18	201	11.2	23	1
Mohamed Sanu	16	154	9.6	34	4
Brandon Tate	13	211	16.2	44t	1
Brian Leonard	11	67	6.1	16	0
Cedric Peerman	9	85	9.4	16	0
Orson Charles	8	101	12.6	25	0
Ryan Whalen	7	53	7.6	10	0
Chris Pressley	1	1	1.0	1t	1
BENGALS	335	3807	11.4	73t	28
OPPONENTS	346	3761	10.9	71t	16

INTERCEPTIONS	NO	YDS	AVG	LG	TD
Chris Crocker	3	52	17.3	29	0
Reggie Nelson	3	10	3.3	10	0
Leon Hall	2	61	30.5	44	1
Terence Newman	2	0	0.0	0	0
Nate Clements	1	21	21.0	21	0
Carlos Dunlap	1	14	14.0	14t	1
Michael Johnson	1	3	3.0	3	0
Pat Sims	1	3	3.0	3	0
BENGALS	14	164	11.7	44	2
OPPONENTS	16	187	11.7	37	4

PUNTING	NO	YDS	AVG	NET	TB	IN-20	LG	BLK
Kevin Huber	76	3540	46.6	42.0	7	33	69	0
BENGALS	76	3540	46.6	42.0	7	33	69	0
OPPONENTS	86	3816	44.4	36.8	8	22	68	1

PUNT RETURNS	NO	FC	YDS	AVG	LG	TD
Adam Jones	26	0	301	11.6	81t	1
Brandon Tate	21	11	187	8.9	32	0
BENGALS	47	11	488	10.4	81t	1
OPPONENTS	27	14	210	7.8	60	0

KICKOFF RETURNS	NO	YDS	AVG	LG	TD
Brandon Tate	32	795	24.8	45	0
Adam Jones	3	64	21.3	31	0
Orson Charles	2	17	8.5	10	0
Cedric Peerman	2	37	18.5	19	0
Chris Pressley	2	15	7.5	8	0
BENGALS	41	928	22.6	45	0
OPPONENTS	60	1468	24.5	105t	1

FIELD GOALS	1-19	20-29	30-39	40-49	50+
Mike Nugent	2-2	5-5	5-5	6-9	1-2
Josh Brown	0-0	3-3	4-4	3-3	1-2
BENGALS	2-2	8-8	9-9	9-12	2-4
OPPONENTS	1-1	6-7	7-7	11-12	2-5

Mike Nugent: (34G, 19G), (39G, 37G), (47G), (35G, 35G), (42G, 24G, 41WR), (44G), (48G), (28G, 46WR, 49G, 41G), (28G), (50WL), (48WR, 55G, 20G), (19G, 24G), (—), (—), (—), (—).

Josh Brown: (—), (—), (—), (—), (—), (—), (—), (—), (—), (—), (—), (25G, 33G, 25G, 52G), (24G, 32G), (41G, 56SH, 43G), (47G, 32G, 38G).

Opponents: (46G, 40G, 39G), (50G, 25G), (36G), (21G), (46G, 53WL), (41G, 38G), (42G, 47G, 42G), (43G), (23G, 31G), (34G, 33G), (55G), (20G, 19G, 54HRU), (37G, 40G), (22G, 20G), (24WL, 40G, 53SH), (45WL, 49G).

USUAL STARTERS

OFFENSE	DEFENSE
WR Marvin Jones	LDE Robert Geathers
Armon Binns	NT Domata Peko
LOT Andrew Whitworth	DT Geno Atkins
LG Clint Boling	RDE Michael Johnson
C Jeff Faine	SLB Manny Lawson
Trevor Robinson	MLB Rey Mauluga
RG Kevin Zeitler	WLB Vontaze Burfitt
ROT Andre Smith	LCB Terence Newman
TE Jermaine Gresham	RCB Leon Hall
WR A.J. Green	SS Chris Crocker
QB Andy Dalton	FS Reggie Nelson
HB BenJarvus Green-Ellis	
FB Chris Pressley	
Orson Charles (2nd TE)	

DEFENSE*	ST	AT	TT	SKS-YDS	INT-YDS	PD	FF	FR-YDS
Vontaze Burfitt	73	54	127	1-11	0-0	2	0	1-0
Rey Mauluga	62	60	122	1-0	0-0	4	0	1-0
Reggie Nelson	54	29	83	1-8	3-10	9	2	0-0
Terence Newman	52	21	73	0-0	2-0	10	1	2-8
Geno Atkins	39	15	54	12.5-90	0-0	2	4	0-0
Domata Peko	23	30	53	2-14	0-0	3	0	1-0
Michael Johnson	35	17	52	11.5-71	1-3	2	0	1-0
Nate Clements	30	21	51	0-0	1-21	5	1	0-0
Carlos Dunlap	34	7	41	6-55	1-14	3	4	3-2
Chris Crocker	29	12	41	0-0	3-52	5	0	1-12
Manny Lawson	29	9	38	2-16	0-0	1	1	0-0
Adam Jones	32	5	37	1-6	0-0	9	1	0-0
Leon Hall	23	14	37	0-0	2-61	11	0	0-0
Robert Geathers	12	18	30	3-15.5	0-0	0	0	0-0
Wallace Gilberry	15	9	24	6.5-48	0-0	0	1	3-31
Pat Sims	12	5	17	0-0	1-3	1	0	0-0
Taylor Mays	11	6	17	0-0	0-0	0	0	0-0
Jerome Miles	10	5	15	0-0	0-0	0	0	0-0
Devon Still	5	9	14	0.5-2.5	0-0	0	1	0-0
Vincent Rey	8	4	12	1-8	0-0	1	0	0-0
Emmanuel Lamur	7	4	11	0-0	0-0	1	0	0-0
Dan Skuta	5	5	10	0-0	0-0	1	0	0-0
Thomas Howard	3	0	3	1-6	0-0	1	0	0-0
Jamaal Anderson	1	2	3	0-0	0-0	0	0	0-0
Jason Allen	2	0	2	0-0	0-0	0	0	0-0
Dre Kirkpatrick	2	0	2	0-0	0-0	0	0	0-0
Chris Lewis-Harris	2	0	2	0-0	0-0	0	0	0-0
Brandon Thompson	1	0	1	0-0	0-0	0	0	0-0
(team)	—	—	—	1-10	—	—	—	—

SPECIAL TEAMS*	ST	AT	TT	FF	FR-YDS	BP	BFG	BXP
Dan Skuta	11	6	17	0	0-0	0	0	0
Jeromy Miles	11	2	13	0	0-0	0	0	0
Vincent Rey	8	1	9	0	0-0	0	0	0
Emmanuel Lamur	3	5	8	0	0-0	0	0	0
Cedric Peerman	6	0	6	0	0-0	0	0	0
Taylor Mays	3	2	5	0	1-0	0	0	0
Ryan Whalen	1	4	5	0	0-0	0	0	0
Clark Harris	4	0	4	0	0-0	0	0	0
Daniel Herron	3	1	4	0	0-0	1	0	0
Brian Leonard	3	0	3	0	0-0	0	0	0
Adam Jones	1	2	3	0	0-0	0	0	0
Andrew Hawkins	2	0	2	0	0-0	0	0	0
Dre Kirkpatrick	2	0	2	0	0-0	0	0	0
Reggie Nelson	2	0	2	0	0-0	0	0	0
Terence Newman	2	0	2	0	0-0	0	0	0
Mohamed Sanu	1	1	2	0	0-0	0	0	0
George Iloka	0	2	2	0	0-0	0	0	0
Jason Allen	1	0	1	0	0-0	0	0	0
Leon Hall	1	0	1	0	0-0	0	0	0
Marvin Jones	1	0	1	0	0-0	0	0	0
Manny Lawson	1	0	1	0	0-0	0	0	0
Mike Nugent	1	0	1	0	0-0	0	0	0
Brandon Tate	1	0	1	0	0-0	0	0	0
Nate Clements	0	1	1	0	0-0	0	0	0
Rodrick Muckelroy	0	1	1	0	0-0	0	0	0
Vontaze Burfict	0	0	0	0	1-0	0	0	0

2013 STATISTICS

RECORD: 11-5-0

HEAD COACH: MARVIN LEWIS

(BENGALS WON AFC NORTH DIVISION; SEE POSTSEASON
PORTION OF TEAM HISTORY SECTION FOR POSTSEASON STATS)

DATE	W-L	SCORE	OPPONENT	ATTENDANCE
9-8-13	L	21-24	at Chicago	62,213
9-16-13	W	20-10	PITTSBURGH	64,585
9-22-13	W	34-30	GREEN BAY	64,633
9-29-13	L	6-17	at Cleveland	71,481
10-6-13	W	13-6	NEW ENGLAND	64,259
10-13-13	W	27-24 (OT)	at Buffalo	67,739
10-20-13	W	27-24	at Detroit	63,207
10-27-13	W	49-9	N.Y. JETS	62,576
10-31-13	L	20-22 (OT)	at Miami	52,388
11-10-13	L	17-20 (OT)	at Baltimore	70,992
11-17-13	W	41-20	CLEVELAND	63,856
11-24-13		— BYE —		
12-1-13	W	17-10	at San Diego	61,536
12-8-13	W	42-28	INDIANAPOLIS	62,507
12-15-13	L	20-30	at Pittsburgh	45,873
12-22-13	W	42-14	MINNESOTA	61,555
12-29-13	W	34-17	BALTIMORE	62,406

TEAM STATISTICS	BENGALS	OPPONENTS
TOTAL FIRST DOWNS	330	282
Rushing	101	72
Passing	205	178
Penalty	24	32
3rd Down: Made-Att.	92-225	74-225
3rd Down Pct.	40.9	32.9
4th Down: Made-Att.	12-21	5-16
4th Down Pct.	57.1	31.3
POSSESSION AVG.	31:58	28:02
TOTAL NET YARDS	5891	4888
Avg. Per Game	368.2	305.5
Total Plays	1097	1042
Avg. Per Play	5.4	4.7
NET YARDS RUSHING	1755	1544
Avg. Per Game	109.7	96.5
Total Rushes	481	385
NET YARDS PASSING	4136	3344
Avg. Per Game	258.5	209.0
Sacked-Yards Lost	29-182	43-279
Gross Yards	4318	3623
Att.-Completions	587-364	614-362
Completion Pct.	62.0	59.0
Had Intercepted	20	20
PUNTS-AVG.	75-44.4	90-44.3
Net Punting Avg.	39.9	39.3
PENALTIES-YARDS	102-1000	69-692
FUMBLES-BALLS LOST	20-10	16-11
TOUCHDOWNS	54	32
Rushing	14	6
Passing	33	22
Returns	7	4

SCORE BY PERIODS	1	2	3	4	OT	PTS
BENGALS	87	123	103	114	3	430
OPPONENTS	88	71	83	58	5	305

SCORING	TD	TD-R	TD-P	TD-Rt	K-PAT	FG	S	PTS
Mike Nugent	0	0	0	0	52-53	18-22	0	106
A.J. Green	11	0	11	0	—	—	0	66
Marvin Jones	10	0	10	0	—	—	0	60
Giovani Bernard	8	5	3	0	—	—	0	48
BenJarvus Green-Ellis	7	7	0	0	—	—	0	42
Jermaine Gresham	4	0	4	0	—	—	0	24
Andy Dalton	2	2	0	0	—	—	0	12
Tyler Eifert	2	0	2	0	—	—	0	12
Mohamed Sanu	2	0	2	0	—	—	0	12
Vontaze Burfict	1	0	0	1	—	—	0	6
Chris Crocker	1	0	0	1	—	—	0	6
Tony Dye	1	0	0	1	—	—	0	6
Adam Jones	1	0	0	1	—	—	0	6
Dre Kirkpatrick	1	0	0	1	—	—	0	6
Terence Newman	1	0	0	1	—	—	0	6
Vincent Rey	1	0	0	1	—	—	0	6
Alex Smith	1	0	1	0	—	—	0	6
BENGALS	54	14	33	7	52-53	18-22	0	430
OPPONENTS	32	6	22	4	31-31	26-31	1	305

Two-point conversions: None. BENGALS 0-1 (0-0 R, 0-1 P),
OPPONENTS 1-1 (1-1 R, 0-0 P).

Fumbles-lost: Andy Dalton 4-3, Jermaine Gresham 3-3, BenJarvus Green-Ellis 2-2, Reggie Nelson 2-0, Brandon Tate 2-0, Giovani Bernard 1-1, Mohamed Sanu 1-1, A.J. Green 1-0, Andrew Hawkins 1-0, Kevin Huber 1-0, Josh Johnson 1-0, Al Smith 1-0. BENGALS 20-10, OPPONENTS 16-11.

PASSING	ATT	CMP	YDS	CMP%	YDS/ATT	TD	TD%	INT	INT%	LG	SKD-YDS	RAT
Andy Dalton	586	363	4293	61.9	7.33	33	5.6	20	3.4	82t	29-182	88.8
Mohamed Sanu	1	1	25	100.0	25.00	0	0.0	0	0.0	25	0-0	118.8
BENGALS	587	364	4318	62.0	7.36	33	5.6	20	3.4	82t	29-182	89.0
OPPONENTS	614	362	3623	59.0	5.90	22	3.6	20	3.3	74t	43-279	74.2

RUSHING	ATT	YDS	AVG	LG	TD
BenJarvus Green-Ellis	220	756	3.4	25	7
Giovani Bernard	170	695	4.1	35t	5
Andy Dalton	61	183	3.0	12	2
Marvin Jones	8	65	8.1	34	0
Josh Johnson	7	20	2.9	10	0
Cedric Peerman	8	17	2.1	5	0
Mohamed Sanu	4	16	4.0	9	0
Andrew Hawkins	2	3	1.5	6	0
Kevin Huber	1	0	0.0	0	0
BENGALS	481	1755	3.6	35t	14
OPPONENTS	385	1544	4.0	51	6

RECEIVING	REC	YDS	AVG	LG	TD
A.J. Green	98	1426	14.6	82t	11
Giovani Bernard	56	514	9.2	41	3
Marvin Jones	51	712	14.0	45	10
Mohamed Sanu	47	455	9.7	32	2
Jermaine Gresham	46	458	10.0	30	4
Tyler Eifert	39	445	11.4	61	2
Andrew Hawkins	12	199	16.6	50	0
Dane Sanzenbacher	6	61	10.2	23	0
BenJarvus Green-Ellis	4	22	5.5	10	0
Alex Smith	3	12	4.0	7	1
Orson Charles	1	8	8.0	8	0
Brandon Tate	1	6	6.0	6	0
BENGALS	364	4318	11.9	82t	33
OPPONENTS	362	3623	10.0	74t	22

INTERCEPTIONS	NO	YDS	AVG	LG	TD
Adam Jones	3	60	20.0	60t	1
Dre Kirkpatrick	3	21	7.0	21t	1
Chris Crocker	2	41	20.5	32t	1
Vincent Rey	2	29	14.5	25t	1
Terence Newman	2	8	4.0	9	0
Reggie Nelson	2	0	0.0	0	0
Rey Mauluga	1	14	14.0	14	0
Vontaze Burfict	1	12	12.0	12	0
James Harrison	1	9	9.0	9	0
Michael Johnson	1	7	7.0	7	0
Leon Hall	1	0	0.0	0	0
George Iloka	1	-1	-1.0	-1	0
BENGALS	20	200	10.0	60t	4
OPPONENTS	20	369	18.5	94t	2

PUNTING	NO	YDS	AVG	NET	TB	IN-20	LG	BLK.
Kevin Huber	66	2982	45.2	40.5	4	24	75	0
Shawn Powell	7	268	38.3	34.7	0	3	52	0
Mike Nugent	2	80	40.0	40.0	0	0	43	0
BENGALS	75	3330	44.4	39.9	4	27	75	0
OPPONENTS	90	3984	44.3	39.3	1	37	65	1

PUNT RETURNS	NO	FC	YDS	AVG	LG	TD
Brandon Tate	36	16	336	9.3	43	0
Adam Jones	11	0	88	8.0	27	0
BENGALS	47	16	424	9.0	43	0
OPPONENTS	27	22	254	9.4	67t	1

KICKOFF RETURNS	NO	YDS	AVG	LG	TD
Brandon Tate	35	914	26.1	71	0
Cedric Peerman	4t	66	16.5	26	0
BENGALS	39	980	25.1	71	0
OPPONENTS	52	1219	23.4	48	0

FIELD GOALS	1-19	20-29	30-39	40-49	50+
Mike Nugent	0-0	2-2	6-7	7-9	3-4
BENGALS	0-0	2-2	6-7	7-9	3-4
OPPONENTS	2-2	6-6	5-8	9-11	4-4

Mike Nugent: (—), (41G, 25G), (52WL), (25G, 43G), (39G, 50G), (46G, 34WR, 43G), (47WL, 48G, 54G), (—), (31G, 54G), (42WL, 32G), (41G, 38G), (46G), (—), (—), (—), (39G, 38G).

Opponents: (58G), (44G), (41G, 19G, 26G), (37WL, 49B, 51G), (42G, 19G), (51G), (36G, 34B), (45G, 47G, 50G), (34WL, 36G, 44G), (36G, 46G), (20G, 28G), (48G), (44WR), (25G, 45G, 26G), (—), (38G, 22G, 34G).

USUAL STARTERS

OFFENSE		DEFENSE	
WR	Mohamed Sanu	LDE	Carlos Dunlap
LOT	Andrew Whitworth	NT	Domata Peko
	Anthony Collins	DT	Geno Atkins
LG	Clint Boling		Brandon Thompson
C	Kyle Cook	RDE	Michael Johnson
RG	Kevin Zeitler	SLB	James Harrison
ROT	Andre Smith	MLB	Rey Mauluga
TE	Jermaine Gresham	WLB	Vontaze Burfict
TE	Tyler Eifert	LCB	Terence Newman
WR	A.J. Green	RCB	Adam Jones
QB	Andy Dalton	SS	George Iloka
HB	BenJarvus Green-Ellis	FS	Reggie Nelson

DEFENSE*	ST	AT	TT	SKS-YDS	INT-YDS	PD	FF	YDS	FR-YDS
Vontaze Burfict	114	57	171	3-20	1-12	8	1	2-13	
Rey Mauluga	52	23	75	1-0	1-14	2	0	0-0	
George Iloka	41	25	66	0-0	1-(-1)	6	2	1-0	
Reggie Nelson	44	15	59	1-11	2-0	8	1	2-12	
Carlos Dunlap	39	19	58	7.5-40.5	0-0	6	4	1-42	
Michael Johnson	35	21	56	3.5-23	1-7	9	2	0-0	
Adam Jones	43	12	55	0-0	3-60	13	1	2-43	
Terence Newman	45	7	52	0-0	2-8	13	0	0-0	
Domata Peko	24	28	52	3-16.5	0-0	0	0	0-0	
Vincent Rey	30	17	47	4-28	2-29	5	1	1-0	
Chris Crocker	28	9	37	1.5-11.5	2-41	7	0	0-0	
James Harrison	16	14	30	2-2	1-9	1	0	1-0	
Dre Kirkpatrick	20	7	27	1-1	3-21	6	0	0-0	
Wallace Gilberry	18	6	24	7.5-56.5	0-0	3	1	0-0	
Brandon Thompson	14	9	23	1.5-12.5	0-0	1	0	0-0	
Leon Hall	14	6	20	0-0	1-0	6	0	0-0	
Geno Atkins	9	11	20	6-52.5	0-0	0	0	0-0	
Taylor Mays	11	6	17	0-0	0-0	3	0	0-0	
Michael Boley	7	1	8	0-0	0-0	0	0	0-0	
Devon Still	3	4	7	0-0	0-0	3	0	0-0	
Brandon Ghee	3	3	6	0-0	0-0	5	0	0-0	
Jayson DiManche	2	2	4	0-0	0-0	0	0	0-0	
Margus Hunt	1	2	3	0.5-4	0-0	0	0	0-0	
Shawn Williams	1	1	2	0-0	0-0	0	0	0-0	
J.K. Schaffer	0	1	1	0-0	0-0	0	0	0-0	

SPECIAL TEAMS*	ST	AT	TT	FF	FR-YDS	BP	BFG	BXP
Jayson DiManche.....	8	6	14	0	0-0	1	0	0
Cedric Peerman.....	11	1	12	0	0-0	0	0	0
Shawn Williams.....	7	3	10	0	0-0	0	0	0
Vincent Rey.....	6	4	10	0	0-0	0	0	0
Reggie Nelson.....	5	1	6	0	0-0	0	0	0
J.K. Schaffer.....	5	1	6	0	0-0	0	0	0
Orson Charles.....	4	2	6	0	0-0	0	0	0
Andrew Hawkins.....	3	0	3	0	0-0	0	0	0
Dre Kirkpatrick.....	3	0	3	0	0-0	0	0	0
Mike Nugent.....	3	0	3	0	0-0	0	0	0
Marvin Jones.....	2	1	3	0	0-0	0	0	0
Chris Lewis-Harris.....	2	1	3	0	0-0	0	0	0
Alex Smith.....	2	1	3	0	0-0	0	0	0
Taylor Mays.....	1	1	2	0	1-0	0	0	0
Michael Boley.....	0	2	2	0	0-0	0	0	0
Brandon Ghee.....	1	0	1	0	0-0	0	0	0
Clark Harris.....	1	0	1	0	0-0	0	0	0
Adam Jones.....	1	0	1	0	0-0	0	0	0
Jeromy Miles.....	1	0	1	0	0-0	0	0	0
Ryan Whalen.....	1	0	1	0	0-0	0	0	0
Tony Dye.....	0	1	1	0	0-0	0	0	0
Carlos Dunlap.....	0	0	0	0	0-0	0	2	0

2014 STATISTICS

RECORD: 10-5-1

HEAD COACH: MARVIN LEWIS

(BENGALS WERE WILD CARD QUALIFIER; SEE POSTSEASON PORTION OF TEAM HISTORY SECTION FOR POSTSEASON STATS)

DATE	W-L	SCORE	OPPONENT	ATTENDANCE
9-7-14	W	23-16	at Baltimore	70,925
9-14-14	W	24-10	ATLANTA	58,574
9-21-14	W	33-7	TENNESSEE	56,743
9-28-14			— BYE —	
10-5-14	L	17-43	at New England	68,756
10-12-14	T	37-37 (OT)	CAROLINA	57,053
10-19-14	L	0-27	at Indianapolis	66,539
10-26-14	W	27-24	BALTIMORE	55,711
11-2-14	W	33-23	JACKSONVILLE	60,057
11-6-14	L	3-24	CLEVELAND	65,871
11-16-14	W	27-10	at New Orleans	73,073
11-23-14	W	22-13	at Houston	71,777
11-30-14	W	14-13	at Tampa Bay	56,340
12-7-14	L	21-42	PITTSBURGH	65,512
12-14-14	W	30-0	at Cleveland	67,431
12-22-14	W	37-28	DENVER	66,107
12-28-14	L	17-27	at Pittsburgh	64,697

TEAM STATISTICS	BENGALS	OPPONENTS
TOTAL FIRST DOWNS	313	337
Rushing	122	105
Passing	164	197
Penalty	27	35
3rd Down: Made-Att	84-211	79-215
3rd Down Pct.	39.8	36.7
4th Down: Made-Att	7-13	10-19
4th Down Pct.	53.8	52.6
POSSESSION AVG.	30:04	29:56
TOTAL NET YARDS	5568	5749
Avg. Per Game	348.0	359.3
Total Plays	1018	1067
Avg. Per Play	5.5	5.4
NET YARDS RUSHING	2147	1861
Avg. Per Game	134.2	116.3
Total Rushes	492	439
NET YARDS PASSING	3421	3888
Avg. Per Game	213.8	243.0
Sacked-Yards Lost	23-130	20-125
Gross Yards	3551	4013
Att.-Completions	503-323	608-365
Completion Pct.	64.2	60.0
Had Intercepted	17	20
PUNTS-AVG.	73-46.8	75-43.7
Net Punting Avg.	42.1	36.0
PENALTIES-YARDS	102-812	105-876
FUMBLES-BALLS LOST	20-9	15-6
TOUCHDOWNS	40	38
Rushing	19	16
Passing	20	18
Returns	1	4

SCORE BY PERIODS	1	2	3	4	OT	PTS
BENGALS	67	112	90	93	3	365
OPPONENTS	57	65	102	117	3	344

SCORING	TD	TD-R	TD-P	TD-Rt	K-PAT	FG	S	PTS
Mike Nugent	0	0	0	0	39-39	26-33	0	117
Jeremy Hill	9	9	0	0	—	—	0	54
Giovani Bernard	7	5	2	0	—	—	0	42
A.J. Green	6	0	6	0	—	—	0	36
Mohamed Sanu	5	0	5	0	—	—	0	32
Andy Dalton	5	4	1	0	—	—	0	30
Jermaine Gresham	5	0	5	0	—	—	0	30
Rex Burkhead	1	1	0	0	—	—	0	6
Dre Kirkpatrick	1	0	0	1	—	—	0	6
Brandon Tate	1	0	1	0	—	—	0	6
Geno Atkins	0	0	0	0	—	—	1	2
Taylor Mays	0	0	0	0	—	—	1	2
(team)	0	0	0	0	—	—	1	2
BENGALS	40	19	20	1	39-39	26-33	3	365
OPPONENTS	38	16	18	4	34-34	26-32	0	344

Two-point conversions: Sanu 1 (1 P). BENGALS 1-1 (0-0 R, 1-1 P), OPPONENTS 2-4 (1-2 R, 1-2 P).

Fumbles-lost: Jeremy Hill 5-2, Andy Dalton 3-2, A.J. Green 3-2, Jermaine Gresham 3-0, Brandon Tate 2-1, Jason Campbell 1-1, Dane Sanzenbacher 1-1, Adam Jones 1-0, Cedric Peerman 1-0. BENGALS 20-9, OPPONENTS 15-6.

PASSING	ATT	CMP	YDS	CMP%	YDS/ATT	TD	TD%	INT	INT%	LG	SKD-YDS	RAT
Andy Dalton	481	309	3398	64.2	7.06	19	4.0	17	3.5	81t	21-124	83.5
Jason Campbell	19	11	74	57.9	3.89	0	0.0	0	0.0	38	1-0	66.6
Mohamed Sanu	3	3	79	100.0	26.33	1	33.3	0	0.0	50	1-6	158.3
BENGALS	503	323	3551	64.2	7.06	20	4.0	17	3.4	81t	23-130	84.2
OPPONENTS	608	365	4013	60.0	6.60	18	3.0	20	3.3	94t	20-125	75.8

RUSHING	ATT	YDS	AVG	LG	TD
Jeremy Hill	222	1124	5.1	85t	9
Giovani Bernard	168	680	4.0	89t	5
Andy Dalton	60	169	2.8	20t	4
Mohamed Sanu	7	51	7.3	26	0
Cedric Peerman	15	43	2.9	21	0
James Wright	3	30	10.0	13	0
Rex Burkhead	9	27	3.0	10t	1
Brandon Tate	3	21	7.0	12	0
A.J. Green	2	2	1.0	5	0
Jason Campbell	1	1	1.0	1	0
Ryan Hewitt	1	0	0.0	0	0
Dane Sanzenbacher	1	-1	-1.0	-1	0
BENGALS	492	2147	4.4	89t	19
OPPONENTS	439	1861	4.2	53	16

RECEIVING	REC	YDS	AVG	LG	TD
A.J. Green	69	1041	15.1	81t	6
Jermaine Gresham	62	460	7.4	23	5
Mohamed Sanu	56	790	14.1	76t	5
Giovani Bernard	43	349	8.1	46	2
Jeremy Hill	27	215	8.0	38	0
Brandon Tate	17	193	11.4	50	1
Ryan Hewitt	10	86	8.6	19	0
Dane Sanzenbacher	9	105	11.7	26	0
Rex Burkhead	7	49	7.0	15	0
Greg Little	6	69	11.5	21	0
James Wright	5	91	18.2	30	0
Kevin Brock	5	21	4.2	10	0
Tyler Eifer	3	37	12.3	20	0
Cedric Peerman	3	27	9.0	17	0
Andy Dalton	1	18	18.0	18t	1
BENGALS	323	3551	11.0	81t	20
OPPONENTS	365	4013	11.0	94t	18

INTERCEPTIONS	NO	YDS	AVG	LG	TD
Reggie Nelson	4	30	7.5	31	0
George Iloka	3	58	19.3	28	0
Dre Kirkpatrick	3	32	10.7	30t	1
Adam Jones	3	23	7.7	12	0
Emmanuel Lamur	2	6	3.0	5	0
Dane Sanzenbacher	1	6	6.0	6	0
Rey Mauluga	1	4	4.0	4	0
Terence Newman	1	3	3.0	3	0
Robert Geathers	1	2	2.0	2	0
Leon Hall	1	-3	-3.0	-3	0
BENGALS	20	161	8.1	31	1
OPPONENTS	17	348	20.5	80	2

PUNTING	NO	YDS	AVG	NET	TB	IN-20	LG	BLK.
Kevin Huber	73	3419	46.8	42.1	6	27	69	0
BENGALS	73	3419	46.8	42.1	6	27	69	0
OPPONENTS	75	3277	43.7	36.0	7	19	74	1

PUNT RETURNS	NO	FC	YDS	AVG	LG	TD
Adam Jones	22	1	265	12.0	47	0
Brandon Tate	18	14	174	9.7	49	0
BENGALS	40	15	439	11.0	49	0
OPPONENTS	30	15	226	7.5	71t	1

KICKOFF RETURNS	NO	YDS	AVG	LG	TD
Adam Jones	27	844	31.3	97	0
Brandon Tate	18	397	22.1	31	0
BENGALS	45	1241	27.6	97	0
OPPONENTS	44	1123	25.5	77	0

FIELD GOALS	1-19	20-29	30-39	40-49	50+
Mike Nugent	0-0	6-6	10-12	10-12	0-3
BENGALS	0-0	6-6	10-12	10-12	0-3
OPPONENTS	1-1	7-7	8-9	7-11	3-4

Mike Nugent: (49G, 22G, 28G, 46G, 38G, 45B), (31G, 38WR, 49WL, 55SH), (29G), (52SH, 23G), (44G, 38G, 42G, 36WR), (—), (32G, 33G), (31G), (43G), (22G, 42G), (31G, 49G), (—), (—), (44G, 44G, 34G), (37G, 49G, 23G), (39G, 50WR).

Opponents: (55WR, 38G), (46G), (40WR, 44WR), (48G, 19G, 23G, 47G, 35G), (39G, 38WR, 44G, 36G), (23G, 50G), (45G, 50G, 53G), (25G), (32G, 44WR), (31G), (36G, 25G), (32G, 42G), (22G, 44G), (—), (49WL), (29G, 25G).

USUAL STARTERS

OFFENSE	DEFENSE
WR A.J. Green	LDE Carlos Dunlap
LOT Andrew Whitworth	NT Domata Peko
LG Clint Boling	DT Geno Atkins
C Russell Bodine	RDE Wallace Gilberry
RG Kevin Zeitler	SLB Emmanuel Lamur
ROT Andre Smith	MLB Rey Mauluga
TE Jermaine Gresham	WLB Vincent Rey
H-B Ryan Hewitt	LCB Terence Newman
WR Mohamed Sanu	RCB Leon Hall
QB Andy Dalton	SS George Iloka
HB Giovani Bernard	FS Reggie Nelson
Jeremy Hill	

DEFENSE*	ST	AT	TT	SKS-YDS	INT-YDS	PD	FF	FR-YDS
Vincent Rey	61	60	121	0-0	0-0	5	0	0-0
Reggie Nelson	60	32	92	1.5-12.5	4-30	13	0	0-0
Emmanuel Lamur	52	38	90	0-0	2-6	7	0	0-0
George Iloka	48	26	74	0-0	3-58	10	0	0-0
Terence Newman	47	24	71	0-0	1-3	14	0	0-0
Leon Hall	48	19	67	0-0	1-(-3)	8	0	0-0
Carlos Dunlap	40	26	66	8-49.5	0-0	5	2	1-0
Adam Jones	51	12	63	0-0	3-23	11	0	1-0
Rey Mauluga	33	26	59	0-0	1-4	4	0	0-0
Wallace Gilberry	19	29	48	1.5-8.5	0-0	2	0	1-0
Domata Peko	26	20	46	1-0	0-0	0	0	0-0
Geno Atkins	20	14	34	3-23.5	0-0	1	1	0-0
Vontaze Burfitt	15	14	29	0-0	0	2	1	1-0
Robert Geathers	10	11	21	1-7	1-2	3	0	0-0
Brandon Thompson	10	11	21	1-9	0-0	0	0	0-0
Devon Still	11	8	19	0-0	0-0	0	0	0-0
Dre Kirkpatrick	12	2	14	0-0	3-32	7	0	0-0
Nico Johnson	7	4	11	0-0	0-0	0	0	0-0
Darqueze Dennard	6	1	7	1-3	0-0	1	0	0-0
Jayson DiManche	4	3	7	0-0	0-0	0	0	0-0
Margus Hunt	4	2	6	1-6	0-0	1	0	0-0
Marquis Flowers	3	2	5	0-0	0-0	1	0	0-0
Will Clarke	2	1	3	0-0	0-0	0	0	1-0
Taylor Mays	2	1	3	1-6	0-0	0	0	0-0
Shawn Williams	0	1	1	0-0	0-0	0	0	0-0
Dane Sanzenbacher	0	0	0	0-0	1-6	1	0	0-0

SPECIAL TEAMS*	ST	AT	TT	FF	FR-YDS	BP	BFG	BXP
Cedric Peerman	14	1	15	0	0-0	0	0	0
Darqueze Dennard	8	2	10	0	0-0	0	0	0
Dre Kirkpatrick	8	1	9	0	0-0	0	0	0
Shawn Williams	6	3	9	0	1-0	0	0	0
Taylor Mays	5	1	6	0	0-0	1	0	0
James Wright	5	0	5	1	0-0	0	0	0
Rex Burkhead	1	3	4	0	0-0	0	0	0
Nico Johnson	1	3	4	0	0-0	0	0	0
Chris Carter	2	1	3	0	0-0	0	0	0
Jayson DiManche	2	1	3	1	0-0	0	0	0
Ryan Hewitt	2	1	3	0	0-0	0	0	0
Reggie Nelson	2	1	3	0	0-0	0	0	0
Marquis Flowers	1	2	3	0	0-0	0	0	0
Mike Nugent	1	1	2	0	0-0	0	0	0
Kevin Brock	1	0	1	0	0-0	0	0	0
Clark Harris	1	0	1	0	0-0	0	0	0
Margus Hunt	1	0	1	0	0-0	0	0	0
Emmanuel Lamur	1	0	1	0	0-0	0	0	0
Terence Newman	1	0	1	0	0-0	0	0	0

MISCELLANEOUS DEFENSE*	ST	AT	TT	FF	FR-YDS
Jeremy Hill	5	0	5	0	0-0
Giovani Bernard	2	0	2	1	0-0
Clint Boling	2	0	2	0	0-0
Andy Dalton	2	0	2	0	0-0
Mohamed Sanu	2	0	2	0	0-0
Brandon Tate	2	0	2	0	0-0
Marshall Newhouse	1	1	2	0	0-0
Kevin Brock	1	0	1	0	0-0
A.J. Green	1	0	1	0	0-0
Ryan Hewitt	1	0	1	0	0-0
Andre Smith	1	0	1	0	0-0
James Wright	1	0	1	0	0-0
Russell Bodine	0	1	1	0	0-0
Rex Burkhead	0	1	1	0	0-0

2015 STATISTICS

RECORD: 12-4-0

HEAD COACH: MARVIN LEWIS

(BENGALS WON AFC NORTH DIVISION; SEE POSTSEASON PORTION OF TEAM HISTORY SECTION FOR POSTSEASON STATS)

DATE	W-L	SCORE	OPPONENT	ATTENDANCE
9-13-15	W	33-13	at Oakland	54,500
9-20-15	W	24-19	SAN DIEGO	57,579
9-27-15	W	28-24	at Baltimore	70,970
10-4-15	W	36-21	KANSAS CITY	57,498
10-11-15	W	27-24 (OT)	SEATTLE	65,004
10-18-15	W	34-21	at Buffalo	69,593
10-25-15			— BYE —	
11-1-15	W	16-10	at Pittsburgh	64,750
11-5-15	W	31-10	CLEVELAND	65,816
11-16-15	L	6-10	HOUSTON	61,381
11-22-15	L	31-34	at Arizona	64,745
11-29-15	W	31-7	ST. LOUIS	61,022
12-6-15	W	37-3	at Cleveland	64,775
12-13-15	L	20-33	PITTSBURGH	65,564
12-20-15	W	24-14	at San Francisco	70,799
12-28-15	L	17-20 (OT)	at Denver	76,868
1-3-16	W	24-16	BALTIMORE	57,254

TEAM STATISTICS	BENGALS	OPPONENTS
TOTAL FIRST DOWNS	324	307
Rushing	99	74
Passing	191	202
Penalty	34	31
3rd Down: Made-Att	81-201	86-218
3rd Down Pct.	40.3	39.4
4th Down: Made-Att	7-12	9-20
4th Down Pct.	58.3	45.0
POSSESSION AVG.	30:41	29:19
TOTAL NET YARDS	5728	5453
Avg. Per Game	358.0	340.8
Total Plays	1004	1032
Avg. Per Play	5.7	5.3
NET YARDS RUSHING	1805	1477
Avg. Per Game	112.8	92.3
Total Rushes	467	344
NET YARDS PASSING	3923	3976
Avg. Per Game	245.2	248.5
Sacked-Yards Lost	32-181	42-288
Gross Yards	4104	4264
Att.-Completions	505-334	646-415
Completion Pct.	66.1	64.2
Had Intercepted	9	21
PUNTS-AVG.	69-45.2	77-44.8
Net Punting Avg.	69-40.5	77-38.9
PENALTIES-YARDS	111-917	116-1063
FUMBLES-BALLS LOST	18-8	11-7
TOUCHDOWNS	50	29
Rushing	18	8
Passing	31	18
Returns	1	3

SCORE BY PERIODS	1	2	3	4	OT	PTS
BENGALS	90	126	92	108	3	419
OPPONENTS	37	70	76	93	3	279

SCORING	TD	TD-R	P	TD-Rt	K-PAT	FG	S	PTS
Mike Nugent	0	0	0	0	48-49	23-28	0	117
Tyler Eifert	13	0	13	0	—	—	0	78
Jeremy Hill	12	11	1	0	—	—	0	74
A.J. Green	10	0	10	0	—	—	0	60
Marvin Jones	4	0	4	0	—	—	0	24
Andy Dalton	3	3	0	0	—	—	0	18
Giovani Bernard	2	2	0	0	—	—	0	12
Mohamed Sanu	2	2	0	0	—	—	0	12
Rex Burkhead	1	0	1	0	—	—	0	6
Leon Hall	1	0	0	1	—	—	0	6
Tyler Kroft	1	0	1	0	—	—	0	6
Brandon Tate	1	0	1	0	—	—	0	6
BENGALS	50	18	31	1	48-49	23-28	0	419
OPPONENTS	29	8	18	3	27-27	26-31	0	279

Two-point conversions: Jeremy Hill 1 (1 R). BENGALS 1-1 (1-1 R, 0-0 P). OPPONENTS 0-2 (0-0 R, 0-2 P).

Fumbles-lost: Andy Dalton 5-2, Jeremy Hill 3-3, Giovani Bernard 2-0, Russell Bodine 2-0, Mohamed Sanu 2-0, Rex Burkhead 1-1, A.J. Green 1-1, AJ McCarron 1-1, Brandon Tate 1-0. BENGALS 18-8, OPPONENTS 11-7.

PASSING	ATT	CMP	YDS	CMP%	YDS/ATT	TD	TD%	INT	INT%	LG	SKD-YDS	RAT
Andy Dalton	386	255	3250	66.1	8.42	25	6.5	7	1.8	80t	20-118	106.3
AJ McCarron	119	79	854	66.4	7.18	6	5.0	2	1.7	66t	12-63	97.1
BENGALS	505	334	4104	66.1	8.13	31	6.1	9	1.8	80t	32-181	104.1
OPPONENTS	646	415	4264	64.2	6.60	18	2.8	21	3.3	64t	42-288	78.9

RUSHING	ATT	YDS	AVG	LG	TD
Jeremy Hill	223	794	3.6	38t	11
Giovani Bernard	154	730	4.7	28	2
Andy Dalton	57	142	2.5	12	3
Mohamed Sanu	10	71	7.1	25t	2
Marvin Jones	5	33	6.6	30	0
AJ McCarron	14	31	2.2	16	0
Rex Burkhead	4	4	1.0	2	0
BENGALS	467	1805	3.9	38t	18
OPPONENTS	344	1477	4.3	69t	8

RECEIVING	REC	YDS	AVG	LG	TD
A.J. Green	86	1297	15.1	80t	10
Marvin Jones	65	816	12.6	47	4
Tyler Eifert	52	615	11.8	31	13
Giovani Bernard	49	472	9.6	45	0
Mohamed Sanu	33	394	11.9	52	0
Jeremy Hill	15	79	5.3	14	1
Tyler Kroft	11	129	11.7	22	1
Rex Burkhead	10	94	9.4	27	1
Ryan Hewitt	8	99	12.4	22	0
Brandon Tate	2	59	29.5	55t	1
Jake Fisher	1	31	31.0	31	0
Mario Alford	1	15	15.0	15	0
C.J. Uzomah	1	4	4.0	4	0
BENGALS	334	4104	12.3	80t	31
OPPONENTS	415	4264	10.3	64t	18

INTERCEPTIONS	NO	YDS	AVG	LG	TD
Reggie Nelson	8	115	14.4	37	0
Adam Jones	3	14	4.7	14	0
Leon Hall	2	19	9.5	19t	1
Vontaze Burfict	2	16	8.0	16	0
Shawn Williams	2	14	7.0	14	0
Rey Mauluga	1	15	15.0	15	0
Darqueze Dennard	1	10	10.0	10	0
George Iloka	1	0	0.0	0	0
Vincent Rey	1	0	0.0	0	0
Chris Lewis-Harris	0	^1	—	-1	0
BENGALS	21	202	9.6	37	1
OPPONENTS	9	136	15.1	42	1

PUNTING	NO	YDS	AVG	NET	TB	IN-20	LG	BLK.
Kevin Huber	68	3116	45.8	40.5	6	22	67	1
BENGALS	69	3116	45.2	40.5	6	22	67	1
OPPONENTS	77	3449	44.8	38.9	5	25	64	0

PUNT RETURNS	NO	FC	YDS	AVG	LG	TD
Brandon Tate	27	11	171	6.3	18	0
Adam Jones	16	1	179	11.2	35	0
BENGALS	43	12	350	8.1	35	0
OPPONENTS	32	15	203	6.3	21	0

KICKOFF RETURNS	NO	YDS	AVG	LG	TD
Brandon Tate	18	413	22.9	58	0
Adam Jones	10	235	23.5	49	0
Cedric Peerman	4	44	11.0	20	0
Giovani Bernard	1	6	6.0	6	0
Mohamed Sanu	1	2	2.0	2	0
BENGALS	34	700	20.6	58	0
OPPONENTS	46	1041	22.6	35	0

FIELD GOALS	1-19	20-29	30-39	40-49	50+
Mike Nugent	0-0	6-6	5-6	10-13	2-3
BENGALS	0-0	6-6	5-6	10-13	2-3
OPPONENTS	0-0	9-9	6-6	8-12	3-4

Mike Nugent: (32G, 35G), (36WR, 21G), (—), (44LU), (31G, 42G), (47G, 39G), (44G, 45G, 42B, 44G), (28G), (42G, 39G), (43G), (21G), (44G, 40G, 20G), (54SH, 46G, 27G), (22G), (45WR, 52G), (52G).

Opponents: (—), (40G, 32G, 47WL), (50WR, 21G), (22G, 40G, 51G, 34G, 40G, 29G, 51G), (24G), (—), (32G), (27G), (22G), (24G, 32G), (—), (47G, 47B), (42G, 47G, 45G, 31G), (41B), (23G, 45WL, 37G), (28G, 50G, 49G).

USUAL STARTERS

OFFENSE	DEFENSE
WR A.J. Green	LDE Carlos Dunlap
LOT Andrew Whitworth	NT Domata Peko
LG Clint Boling	DT Geno Atkins
C Russell Bodine	RDE Michael Johnson
RG Kevin Zeitler	SLB A.J. Hawk
ROT Andre Smith	MLB Rey Mauluga
TE Tyler Eifert	WLB Vontaze Burfict
H-B Ryan Hewitt	Vincent Rey
WR Marvin Jones	LCB Dre Kirkpatrick
QB Andy Dalton	RCB Adam Jones
HB Jeremy Hill	SS George Iloka
	FS Reggie Nelson

DEFENSE*	ST	AT	TT	SKS-YDS	INT-YDS	PD	FF	FR-YDS
Vincent Rey	62	33	95	1-8	1-0	5	0	0-0
Rey Mauluga	43	32	75	0-0	1-15	3	0	1-0
Vontaze Burfict	57	17	74	1-10	2-16	5	0	0-0
Reggie Nelson	50	22	72	0-0	8-115	14	0	2-25
Dre Kirkpatrick	63	7	70	0-0	0-0	16	0	0-0
Adam Jones	53	9	62	1-1	3-14	12	1	0-0
Leon Hall	44	11	55	0-0	2-19	9	0	0-0
Carlos Dunlap	37	18	55	13.5-91.5	0-0	1	2	1-21
George Iloka	35	12	47	0-0	1-0	4	0	0-0
Geno Atkins	31	11	42	11-86	0-0	0	1	0-0
Michael Johnson	29	13	42	5-42	0-0	2	3	1-0
Domata Peko	17	18	35	5-32	0-0	1	0	0-0
Emmanuel Lamur	20	12	32	0.5-4	0-0	3	1	0-0
Shawn Williams	22	6	28	0-0	2-14	5	0	0-0
A.J. Hawk	16	8	24	1-8	0-0	0	0	0-0
Wallace Gilberry	16	7	23	2-4	0-0	1	1	0-0
Darqueze Dennard	12	4	16	0-0	1-10	3	0	0-0
Pat Sims	4	12	16	0-0	0-0	0	0	0-0
Josh Shaw	13	2	15	0-0	0-0	1	0	0-0
Brandon Thompson	4	4	8	0.5-0	0-0	0	0	0-0
Chris Carter	2	6	0	0-0	0-0	0	0	1-0
P.J. Dawson	3	2	5	0-0	0-0	1	0	0-0
Will Clarke	3	1	4	0.5-1.5	0-0	1	0	0-0
Chris Lewis-Harris	3	0	3	0-0	0-(-1)	0	0	0-0
Troy Hill	2	1	3	0-0	0-0	0	0	0-0
Cedric Peerman	2	0	2	0-0	0-0	0	1	0-0
Margus Hunt	1	1	2	0-0	0-0	0	0	0-0

SPECIAL TEAMS*	ST	AT	TT	FF	FR-YDS	BP	BFG	BXP
Cedric Peerman	13	4	17	0	0-0	0	0	0
Rex Burkhead	6	5	11	0	0-0	0	0	0
Tyler Kroft	4	6	10	0	0-0	0	0	0
Emmanuel Lamur	7	1	8	0	1-0	0	0	0
Josh Shaw	4	4	8	0	0-0	0	0	0
P.J. Dawson	4	3	7	0	0-0	0	0	0
Clark Harris	4	1	5	0	0-0	0	0	0
Reggie Nelson	2	3	5	0	0-0	0	0	0
Chris Carter	3	1	4	0	0-0	0	0	0
Shawn Williams	3	1	4	0	0-0	0	0	0
Darqueze Dennard	2	2	4	0	0-0	0	0	0
Derron Smith	0	4	4	0	0-0	0	0	0
Troy Hill	3	0	3	0	0-0	0	0	0
Vincent Rey	2	1	3	0	0-0	0	0	0
C.J. Uzomah	1	1	2	0	0-0	0	0	0
Kevin Huber	1	0	1	0	0-0	0	0	0
Mike Nugent	1	0	1	0	0-0	0	0	0
Chris Lewis-Harris	1	0	1	0	0-0	0	0	0
Brandon Tate	0	1	1	0	0-0	0	0	0
Carlos Dunlap	0	0	0	0	0-0	0	2	0

MISCELLANEOUS DEFENSE*	ST	AT	TT	FF	FR-YDS
Marvin Jones	3	1	4	0	0-0
A.J. Green	2	0	2	0	0-0
Ryan Hewitt	2	0	2	0	0-0
Andy Dalton	1	1	2	0	0-0
Tyler Eifert	1	1	2	0	0-0
Mohamed Sanu	1	0	1	0	0-0
Clint Boling	0	1	1	0	0-0

* NOTE: All defensive statistics above are press box statistics produced at the games.

RECORD: 6-9-1

PASSING	ATT	CMP	YDS	CMP%	YDS/ATT	TD	TD%	INT	INT%	LG	SKD-YDS	RAT
Andy Dalton.....	563	364	4206	64.7	7.47	18	3.2	8	1.4	86ft	41-264	91.8
BENGALS.....	563	364	4206	64.7	7.47	18	3.2	8	1.4	86ft	41-264	91.8
OPPONENTS.....	593	374	3985	63.1	6.72	22	3.7	17	2.9	74ft	33-185	83.1

Opponents: (22B, 45G, 20G, 23G), (49G), (20G), (—), (—), (46G, 31G), (28G), (20G, 55SH, 40G, 34WL), (—), (26G, 54G, 20G), (52G, 57G, 54G, 36G), (51RU), (30G), (45G, 49G, 49G, 40G, 49G, 30G), (25G, 22G), (30G).

MISCELLANEOUS DEFENSE*	ST	AT	TT	FF	FR-YDS
Giovani Bernard	3	0	3	0	0-0
Andrew Whitworth	2	0	2	0	0-0
Clint Boling	1	0	1	0	0-0
Tyler Boyd	1	0	1	0	0-0
Rex Burkhead	1	0	1	0	0-0
Andy Dalton	1	0	1	0	0-0
Tyler Eifert	1	0	1	0	0-0
Ryan Hewitt	1	0	1	0	0-0
Tyler Kroft	1	0	1	0	0-0
Brandon LaFell	1	0	1	0	0-0
C.J. Uzomah	1	0	1	0	0-0
Kevin Zeitler	1	0	1	0	0-0

— 264 —

2017 STATISTICS

RECORD: 7-9-0

HEAD COACH: MARVIN LEWIS

DATE	W-L	SCORE	OPPONENT	ATTENDANCE
9-10-17	L	0-20	BALTIMORE	55,254
9-14-17	L	9-13	HOUSTON	52,942
9-24-17	L	24-27 (OT)	at Green Bay	78,323
10-1-17	W	31-7	at Cleveland	67,431
10-8-17	W	20-16	BUFFALO	52,367
10-15-17			— BYE —	
10-22-17	L	14-29	at Pittsburgh	65,363
10-29-17	W	24-23	INDIANAPOLIS	57,901
11-5-17	L	7-23	at Jacksonville	60,720
11-12-17	L	20-24	at Tennessee	67,432
11-19-17	W	20-17	at Denver	75,707
11-26-17	W	30-16	CLEVELAND	51,710
12-4-17	L	20-23	PITTSBURGH	56,029
12-10-17	L	7-33	CHICAGO	52,002
12-17-17	L	7-34	at Minnesota	66,833
12-24-17	W	26-17	DETROIT	47,732
12-31-17	W	31-27	at Baltimore	70,507

TEAM STATISTICS	BENGALS	OPPONENTS
TOTAL FIRST DOWNS	267	325
Rushing	72	111
Passing	165	173
Penalty	30	41
3rd Down: Made-Att	67-199	98-241
3rd Down Pct.	33.7	40.7
4th Down: Made-Att	5-12	9-19
4th Down Pct.	41.7	47.4
POSSESSION AVG.	27:12	32:48
TOTAL NET YARDS	4488	5425
Avg. Per Game	280.5	339.1
Total Plays	927	1091
Avg. Per Play	4.8	5.0
NET YARDS RUSHING	1366	2046
Avg. Per Game	85.4	127.9
Total Rushes	377	489
NET YARDS PASSING	3122	3379
Avg. Per Game	195.1	211.2
Sacked-Yards Lost	40-264	41-278
Gross Yards	3386	3657
Att.-Completions	510-304	561-336
Completion Pct.	59.6	59.9
Had Intercepted	12	11
PUNTS-AVG.	89-46.1	82-45.2
Net Punting Avg.	89-40.8	82-38.7
PENALTY-TIES-YARDS	110-1027	106-906
FUMBLES-BALLS LOST	22-11	7-3
TOUCHDOWNS	34	35
Rushing	6	13
Passing	25	20
Returns	3	2

SCORE BY PERIODS	1	2	3	4	OT	PTS
BENGALS	67	111	44	68	0	290
OPPONENTS	73	103	62	108	3	349

SCORING	TD	TD-R	TD-P	TD-R	K-PAT	FG	S	PTS
Randy Bullock	0	0	0	0	31-33	18-20	0	85
A.J. Green	8	0	8	0	—	—	0	48
Tyler Kroft	7	0	7	0	—	—	0	42
Giovani Bernard	4	2	2	0	—	—	0	24
Joe Mixon	4	4	0	0	—	—	0	24
Brandon LaFell	3	0	3	0	—	—	0	18
Tyler Boyd	2	0	2	0	—	—	0	12
Darqueze Dennard	1	0	0	1	—	—	0	6
Carlos Dunlap	1	0	0	1	—	—	0	6
Alex Erickson	1	0	1	0	—	—	0	6
William Jackson III	1	0	0	1	—	—	0	6
Josh Malone	0	0	1	0	—	—	0	6
C.J. Uzomah	1	0	1	0	—	—	0	6
Marshall Koehn	0	0	0	0	1-1	0-0	0	1
BENGALS	34	6	25	3	32-34	18-20	0	290
OPPONENTS	35	13	20	2	34-35	35-40	0	349

Two-point conversions: None. BENGALS 0-0 (0-0 R, 0-0 P), OPPONENTS 0-0 (0-0 R, 0-0 P).

Sacks-yards: Geno Atkins 9-65.5, Carl Lawson 8.5-57, Carlos Dunlap 7.5-41, Michael Johnson 5-36, Chris Smith 3-36, Darqueze Dennard 2-6, Vontaze Burfitt 1.5-12, William Jackson III 1-7, Nick Vigil 1-7, Jordan Willis 1-4, Dre Kirkpatrick 1-2, Pat Sims 0.5-4.5. BENGALS 41-278, OPPONENTS 40-264.

Fumbles-lost: Alex Erickson 6-1, Andy Dalton 4-4, Joe Mixon 3-2, A.J. Green 2-2, William Jackson III 1-1, John Ross III 1-1, Russell Bodine 1-0, Darqueze Dennard 1-0, Jeremy Hill 1-0, Dre Kirkpatrick 1-0, Brandon LaFell 1-0. BENGALS 22-11. OPPONENTS 7-3.

PASSING	ATT	CMP	YDS	CMP%	YDS/ATT	TD	TD%	INT	INT%	LG	SKD-YDS	RAT
Andy Dalton	496	297	3320	59.9	6.69	25	5.0	12	2.4	771	39-255	86.6
AJ McCarron	14	7	66	50.0	4.71	0	0.0	0	0.0	27	1-9	63.4
BENGALS	510	304	3386	59.6	6.64	25	4.9	12	2.4	771	40-264	86.0
OPPONENTS	561	336	3657	59.9	6.52	20	3.6	11	2.0	72	41-278	82.9

RUSHING	ATT	YDS	AVG	LG	TD
Joe Mixon	178	626	3.5	25	4
Giovani Bernard	105	458	4.4	25	2
Jeremy Hill	37	116	3.1	13	0
Andy Dalton	38	99	2.6	25	0
Brian Hill	11	37	3.4	11	0
Alex Erickson	5	16	3.2	14	0
John Ross III	1	12	12.0	12	0
Josh Malone	2	2	1.0	4	0
BENGALS	377	1366	3.6	25	6
OPPONENTS	489	2046	4.2	491	13

RECEIVING	REC	YDS	AVG	LG	TD
A.J. Green	75	1078	14.4	771	8
Brandon LaFell	52	548	10.5	45	3
Giovani Bernard	43	389	9.0	611	2
Tyler Kroft	42	404	9.6	59	7
Joe Mixon	30	287	9.6	67	0
Tyler Boyd	22	225	10.2	491	2
Alex Erickson	12	180	15.0	37	1
C.J. Uzomah	10	92	9.2	21	1
Josh Malone	6	63	10.5	251	1
Tyler Eifert	4	46	11.5	22	0
Jeremy Hill	4	16	4.0	10	0
Brian Hill	2	36	18.0	34	0
Ryan Hewitt	2	22	11.0	16	0
BENGALS	304	3386	11.1	771	25
OPPONENTS	336	3657	10.9	72	20

INTERCEPTIONS	NO	YDS	AVG	LG	TD
Darqueze Dennard	2	109	54.5	891	1
Dre Kirkpatrick	1	101	101.0	101	0
William Jackson III	1	75	75.0	751	1
Carlos Dunlap	1	16	16.0	161	1
George Iloka	1	14	14.0	14	0
Vincent Rey	1	12	12.0	12	0
Shawn Williams	1	7	7.0	7	0
Clayton Fejedelem	1	5	5.0	5	0
Adam Jones	1	0	0.0	0	0
Nick Vigil	1	0	0.0	0	0
BENGALS	11	339	30.8	101	3
OPPONENTS	12	151	12.6	311	1

PUNTING	NO	YDS	AVG	NET	TB	IN-20	LG	BLK.
Kevin Huber	88	4101	46.6	40.8	3	32	63	1
BENGALS	89	4101	46.1	40.8	3	32	63	1
OPPONENTS	82	3704	45.2	38.7	6	29	74	1

PUNT RETURNS	NO	FC	YDS	AVG	LG	TD
Alex Erickson	39	19	278	7.1	29	0
Adam Jones	6	0	131	21.8	40	0
Darqueze Dennard	1	0	0	0.0	0	0
William Jackson III	1	0	0	0.0	0	0
BENGALS	47	19	409	8.7	40	0
OPPONENTS	43	23	410	9.5	631	1

KICKOFF RETURNS	NO	YDS	AVG	LG	TD
Alex Erickson	32	663	20.7	41	0
Giovani Bernard	1	7	7.0	7	0
Cethan Carter	1	0	0.0	0	0
BENGALS	34	670	19.7	41	0
OPPONENTS	35	811	23.2	87	0

FIELD GOALS	1-19	20-29	30-39	40-49	50+
Randy Bullock	0-0	6-6	7-8	4-5	1-1
BENGALS	0-0	6-6	7-8	4-5	1-1
OPPONENTS	0-0	16-16	11-11	6-9	2-4

Randy Bullock: (—), (39G, 29G, 30G), (48WR, 46G), (41G), (30G, 29G), (—), (29G, 34B), (—), (—), (—), (31G, 49G, 21G), (35G, 41G), (—), (—), (29G, 27G, 35G, 51G), (32G).

Opponents: (25G, 25G), (26G, 42G), (28G, 27G), (48WR), (31G, 38G, 28G), (22G, 24G, 41G, 49G, 25G), (29G, 33G, 29G), (32G, 56G, 25G), (48WR, 44G), (61B, 45G), (27G, 43WL, 21G, 39G), (30G, 37G, 38G), (34G, 27G), (53G, 35G), (23G, 50SH), (46G, 34G).

USUAL STARTERS

OFFENSE	DEFENSE
WR A.J. Green	LDE Carlos Dunlap
LOT Cedric Ogbuehi	NT Pat Sims
LG Clint Boling	Andrew Billings
C Russell Bodine	DT Geno Atkins
RG Trey Hopkins	RDE Michael Johnson
ROT Jake Fisher	SLB Nick Vigil
TE Andre Smith	MLB Kevin Minter
WR Tyler Kroft	WLB Vincent Rey
WR Josh Malone	LCB Dre Kirkpatrick
QB Brandon LaFell	RCB Adam Jones
QB Andy Dalton	SS Shawn Williams
HB Jeremy Hill	FS George Iloka
Joe Mixon	

DEFENSE*	ST	AT	TT	SKS-YDS	INT-YDS	PD	FF	FR-YDS
Vincent Rey	52	32	84	0-0	1-12	1	0	0-0
Darqueze Dennard	59	24	83	2-6	2-109	6	0	0-0
George Iloka	54	25	79	0-0	1-14	5	0	0-0
Nick Vigil	43	34	77	1-7	1-0	5	0	0-0
Vontaze Burfitt	48	21	69	1.5-12	0-0	2	1	0-0
Dre Kirkpatrick	47	8	55	1-2	1-101	14	1	0-0
Michael Johnson	35	14	49	5-36	0-0	1	0	0-0
Shawn Williams	34	15	49	0-0	1-7	3	0	2-0
Carlos Dunlap	35	11	46	7.5-41	1-16	7	1	0-0
Geno Atkins	29	17	46	9-65.5	0-0	0	0	0-0
Clayton Fejedelem	22	20	42	0-0	1-5	2	0	0-0
Josh Shaw	28	6	34	0-0	0-0	3	0	0-0
Jordan Evans	24	9	33	0-0	0-0	2	0	0-0
Kevin Minter	16	16	32	0-0	0-0	0	0	0-0
Chris Smith	17	9	26	3-36	0-0	2	1	0-0
William Jackson III	19	6	25	1-7	1-75	14	0	0-0
Jordan Willis	17	8	25	1-4	0-0	0	0	0-0
Pat Sims	9	16	25	0.5-4.5	0-0	0	0	0-0
Adam Jones	19	4	23	0-0	1-0	4	0	0-0
Ryan Glasgow	12	11	23	0-0	0-0	0	0	0-0
Carl Lawson	10	6	16	8.5-57	0-0	0	0	0-0
Hardy Nickerson	12	2	14	0-0	0-0	1	0	0-0
Andrew Billings	9	4	13	0-0	0-0	0	0	0-0
KeiVarae Russell	8	0	8	0-0	0-0	0	0	0-0
Brandon Bell	4	3	7	0-0	0-0	0	0	0-0
Tony McRae	2	0	2	0-0	0-0	0	0	0-0
Alex Erickson	1	0	1	0-0	0-0	0	0	0-0
A.J. Green	0	0	0	0-0	0-0	1	0	0-0

SPECIAL TEAMS*	ST	AT	TT	FF	FR-YDS	BP	BFG	BXP
Clayton Fejedelem	12	3	15	0	0-0	0	0	0
C.J. Uzomah.....	9	3	12	0	0-0	0	0	0
Cethan Carter.....	7	2	9	0	0-0	0	0	0
Brandon Wilson.....	4	1	5	0	0-0	0	0	0
Jordan Evans.....	3	2	5	0	0-0	0	0	0
Cody Core.....	4	0	4	0	0-0	0	0	0
Clark Harris.....	2	2	4	0	0-0	0	0	0
Hardy Nickerson.....	0	4	4	0	0-0	0	0	0
Brian Hill.....	3	0	3	0	0-0	0	0	0
Brandon Bell.....	2	1	3	0	0-0	0	0	0
Darqueze Dennard.....	2	0	2	0	0-0	0	0	0
Alex Erickson.....	2	0	2	0	0-0	0	0	0
William Jackson III.....	2	0	2	0	0-0	0	0	0
Josh Shaw.....	2	0	2	0	0-0	0	0	0
Nick Vigil.....	2	0	2	0	0-0	0	0	0
Ryan Hewitt.....	1	1	2	0	0-0	0	0	0
Tony McRae.....	1	1	2	0	0-0	0	0	0
Kevin Huber.....	1	0	1	0	0-0	0	0	0
Marshall Koehn.....	1	0	1	0	0-0	0	0	0
Tyler Kroft.....	1	0	1	0	0-0	0	0	0
KeiVarae Russell.....	1	0	1	0	0-0	0	1	0
Derron Smith.....	1	0	1	0	0-0	0	0	0
George Iloka.....	0	1	1	0	0-0	0	0	0
Josh Malone.....	0	1	1	0	0-0	0	0	0
Vincent Rey.....	0	1	1	0	0-0	0	0	0
Jordan Willis.....	0	0	0	0	0-0	1	0	0

2018 STATISTICS

RECORD: 6-10-0

HEAD COACH: MARVIN LEWIS

DATE	W-L	SCORE	OPPONENT	ATTENDANCE
9-9-18	W	34-23	at Indianapolis	58,699
9-13-18	W	34-23	BALTIMORE	50,018
9-23-18	L	21-31	at Carolina	72,161
9-30-18	W	37-36	at Atlanta	71,985
10-7-18	W	27-17	MIAMI	52,708
10-14-18	L	21-28	PITTSBURGH	60,594
10-21-18	L	10-45	at Kansas City	75,676
10-28-18	W	37-34	TAMPA BAY	45,134
11-4-18			— BYE —	
11-11-18	L	14-51	NEW ORLEANS	52,492
11-18-18	L	21-24	at Baltimore	70,077
11-25-18	L	20-35	CLEVELAND	56,122
12-2-18	L	10-24	DENVER	44,392
12-9-18	L	21-26	at L.A. Chargers	25,358
12-16-18	W	30-16	OAKLAND	44,568
12-23-18	L	18-26	at Cleveland	67,431
12-30-18	L	13-16	at Pittsburgh	63,874

TEAM STATISTICS	BENGALS	OPPONENTS
TOTAL FIRST DOWNS	304	372
Rushing	92	125
Passing	182	221
Penalty	30	26
3rd Down: Made-Att	69-187	109-223
3rd Down Pct.	36.9	48.9
4th Down: Made-Att	9-17	11-17
4th Down Pct.	52.9	64.7
POSSESSION AVG.	27:27	32:33
TOTAL NET YARDS	4972	6618
Avg. Per Game	310.8	413.6
Total Plays	938	1084
Avg. Per Play	5.3	6.1
NET YARDS RUSHING	1682	2204
Avg. Per Game	105.1	137.8
Total Rushes	359	466
NET YARDS PASSING	3290	4414
Avg. Per Game	205.6	275.9
Sacked-Yards Lost	37-279	34-173
Gross Yards	3569	4587
Att.-Completions	542-331	584-389
Completion Pct.	61.1	66.6
Had Intercepted	13	12
PUNTS-AVG.	72-43.3	54-42.3
Net Punting Avg.	72-39.4	54-37.6
PENALTIES-YARDS	114-957	113-944
FUMBLES-BALLS LOST	11-4	14-6
TOUCHDOWNS	45	51
Rushing	13	17
Passing	27	32
Returns	5	2

SCORE BY PERIODS	1	2	3	4	OT	PTS
BENGALS	69	125	55	119	0	368
OPPONENTS	59	203	109	84	0	455

SCORING	TD	TD-R	TD-P	TD-R	K-PAT	FG	S	PTS
Randy Bullock	0	0	0	0	39-41	19-23	0	96
Joe Mixon	9	8	1	0	—	—	0	54
Tyler Boyd	7	0	7	0	—	—	0	42
John Ross III	7	0	7	0	—	—	0	42
A.J. Green	6	0	6	0	—	—	0	36
Giovani Bernard	3	3	0	0	—	—	0	18
C.J. Uzomah	3	0	3	0	—	—	0	18
Jeff Driskel	2	2	0	0	—	—	0	12
Cody Core	1	0	1	0	—	—	0	8
Jessie Bates III	1	0	0	1	—	—	0	6
Tyler Eifert	1	0	1	0	—	—	0	6
Clayton Fejedelem	1	0	0	1	—	—	0	6
Sam Hubbard	1	0	0	1	—	—	0	6
Michael Johnson	1	0	0	1	—	—	0	6
Matt Lengel	1	0	1	0	—	—	0	6
Shawn Williams	1	0	0	1	—	—	0	6
BENGALS	45	13	27	5	39-41	19-23	0	368
OPPONENTS	51	17	32	2	44-46	33-36	0	455

Two-point conversions: Core 1. BENGALS 1-4 (0-0 R,1-4 P), OPPONENTS 3-5 (1-1 R, 2-4 P).

Sacks-yards: Geno Atkins 10-55, Carlos Dunlap 8-32, Sam Hubbard 6-37, Andrew Billings 2.5-14.5, Christian Ringo 1.5-12.5, Jordan Evans 1.5-0, Adolphus Washington 1-8, Carl Lawson 1-7, Jordan Willis 1-7, Shawn Williams 1-0, Michael Johnson 0.5-0. BENGALS 34-173, OPPONENTS 37-279.

Fumbles-lost: Jeff Driskel 4-1, A.J. Green 2-1, Alex Erickson 1-1, Billy Price 1-1, Andy Dalton 1-0, Clayton Fejedelem 1-0, Darius Phillips 1-0. BENGALS 11-4. OPPONENTS 14-6.

PASSING	ATT	CMP	YDS	CMP%	YDS/ATT	TD	TD%	INT	INT%	LG	SKD-YDS	RAT
Andy Dalton	365	226	2566	61.9	7.03	21	5.8	11	3.0	49	21-157	89.6
Jeff Driskel	176	105	1003	59.7	5.70	6	3.4	2	1.1	37	16-122	82.2
Tyler Boyd	1	0	0	0.0	0.00	0	0.0	0	0.0	—	0-0	39.6
BENGALS	542	331	3569	61.1	6.58	27	5.0	13	2.4	49	37-279	87.0
OPPONENTS	584	389	4587	66.6	7.85	32	5.5	12	2.1	72	34-173	100.0

RUSHING	ATT	YDS	AVG	LG	TD
Joe Mixon	237	1168	4.9	51	8
Giovani Bernard	56	211	3.8	23	3
Jeff Driskel	25	130	5.2	27	2
Andy Dalton	16	99	6.2	21	0
Mark Walton	14	34	2.4	10	0
Alex Erickson	3	22	7.3	14	0
John Ross III	4	9	2.3	7	0
Clayton Fejedelem	2	6	3.0	6	0
Tyler Boyd	2	3	1.5	5	0
BENGALS	359	1682	4.7	51	13
OPPONENTS	466	2204	4.7	65	17

RECEIVING	REC	YDS	AVG	LG	TD
Tyler Boyd	76	1028	13.5	49	7
A.J. Green	46	694	15.1	38	6
C.J. Uzomah	43	439	10.2	29	3
Joe Mixon	43	296	6.9	21	1
Giovani Bernard	35	218	6.2	26	0
John Ross III	21	100	4.8	39	7
Alex Erickson	20	167	8.4	28	0
Tyler Eifert	15	179	11.9	29	1
Cody Core	13	160	12.3	30	1
Mark Walton	5	41	8.2	24	0
Tyler Kroft	4	36	9.0	16	0
Auden Tate	4	35	8.8	15	0
Matt Lengel	3	17	5.7	9	1
Jordan Franks	2	37	18.5	32	0
Josh Malone	1	12	12.0	12	0
BENGALS	331	3569	10.8	49	27
OPPONENTS	389	4587	11.8	72	32

INTERCEPTIONS	NO	YDS	AVG	LG	BLK
Shawn Williams	5	131	26.2	58	1
Jessie Bates III	3	42	14.0	21	1
Preston Brown	2	20	10.0	18	0
Michael Johnson	1	22	22.0	22	1
Jordan Evans	1	7	7.0	7	0
BENGALS	12	222	18.5	58	3
OPPONENTS	13	221	17.0	78	1

PUNTING	NO	YDS	AVG	NET	IN-20	LG	BLK
Kevin Huber	71	3119	43.9	39.4	3	29	69
BENGALS	72	3119	43.3	39.4	3	29	69
OPPONENTS	54	2284	42.3	37.6	1	22	69

PUNT RETURNS	NO	FC	YDS	AVG	LG	TD
Alex Erickson	20	20	212	10.6	38	0
Darius Phillips	2	1	24	12.0	16	0
BENGALS	22	21	236	10.7	38	0
OPPONENTS	30	24	220	7.3	71	1

KICKOFF RETURNS	NO	YDS	AVG	LG	TD
Alex Erickson	40	1049	26.2	77	0
Giovani Bernard	2	25	12.5	14	0
Brandon Wilson	1	-3	-3.0	-3	0
BENGALS	43	1071	24.9	77	0
OPPONENTS	31	705	22.7	53	0

FIELD GOALS	1-19	20-29	30-39	40-49	50+
Randy Bullock	0-0	4-4	7-8	6-6	2-5
BENGALS	0-0	4-4	7-8	6-6	2-5
OPPONENTS	0-0	11-11	9-9	7-7	6-9

Randy Bullock: (42G, 39G), (28G, 40G), (53WL), (36G), (37B, 51G, 20G), (—), (33G), (44G), (—), (52WR), (54B), (35G), (47G, 23G, 46G), (34G, 38G, 23G), (51G), (49G, 32G).

Opponents: (21G, 38G, 51G, 55SH), (55G), (40G), (55G, 28G, 32G), (42G), (21G, 24G), (53WL, 26G), (25G, 38G), (29G, 42G, 41G), (28G, 56G, 24G), (—), (50WL, 29G), (59G, 31G, 32G, 45G), (50G, 27G, 40G), (37G, 31G), (39G, 47G, 35G).

USUAL STARTERS

OFFENSE	DEFENSE
WR A.J. Green	LDE Carlos Dunlap
John Ross III	NT Andrew Billings
LOT Cordy Glenn	DT Geno Atkins
LG Clint Boling	RDE Michael Johnson
C Billy Price	LB Nick Vigil
Trey Hopkins	LB Preston Brown
RG Alex Redmond	Hardy Nickerson
ROT Bobby Hart	NCB Darqueze Dennard
TE C.J. Uzomah	LCB Dre Kirkpatrick
WR Alex Erickson	RCB William Jackson III
WR Tyler Boyd	SS Shawn Williams
QB Andy Dalton	FS Jessie Bates III
HB Joe Mixon	

DEFENSE*	ST	AT	TT	SKS-YDS	INT-YDS	PD	FF	FR-YDS
Jessie Bates III	73	38	111	0-0	3-42	7	0	0-0
Shawn Williams	79	29	108	1-0	5-31	9	1	0-0
Nick Vigil	79	29	108	0-0	0-0	3	0	1-0
Darqueze Dennard	53	14	67	0-0	0-0	6	2	1-0
Jordan Evans	38	21	59	1.5-0	1-7	3	0	0-0
Hardy Nickerson	36	18	54	0-0	0-0	1	1	0-0
Carlos Dunlap	31	16	47	8-32	0-0	8	2	1-0
Geno Atkins	24	21	45	10-55	0-0	0	0	0-0
Preston Brown	27	15	42	0-0	2-20	4	0	0-0
Dre Kirkpatrick	35	6	41	0-0	0-0	9	0	0-0
William Jackson III	34	7	41	0-0	0-0	13	0	0-0
Sam Hubbard	27	12	39	6-37	0-0	2	1	1-19
Michael Johnson	18	15	33	0.5-0	1-22	2	0	0-0
Vontaze Burfitt	16	17	33	0-0	0-0	3	0	0-0
Andrew Billings	22	10	32	2.5-14.5	0-0	0	0	0-0
Clayton Fejedelem	18	4	22	0-0	0-0	0	1	1-83
Jordan Willis	15	5	20	1-7	0-0	1	0	1-0
Darius Phillips	18	1	19	0-0	0-0	2	1	0-0
Vincent Rey	8	6	14	0-0	0-0	0	0	0-0
KeiVarae Russell	9	3	12	0-0	0-0	1	0	0-0
Ryan Glasgow	6	5	11	0-0	0-0	0	0	0-0
Christian Ringo	6	4	10	1.5-12.5	0-0	0	0	0-0
Josh Tupou	6	3	9	0-0	0-0	0	0	0-0
Carl Lawson	2	4	6	1-7	0-0	0	0	0-0
Adolphus Washington	2	4	6	1-8	0-0	0	0	0-0
Niles Scott	4	0	4	0-0	0-0	0	0	0-0
Tony McRae	2	1	3	0-0	0-0	1	0	0-0
Malik Jefferson	1	2	3	0-0	0-0	0	0	0-0
Brandon Wilson	0	2	2	0-0	0-0	0	0	0-0

SPECIAL TEAMS*	ST	AT	TT	FF	FR-YDS	BP	BFG	BXP
Clayton Fejedelem	5	8	13	0	0-0	1	0	0
Brandon Wilson	6	3	9	0	0-0	0	0	0
Malik Jefferson	4	3	7	0	0-0	0	0	0
Tony McRae	2	4	6	1	0-0	0	0	0
Mark Walton	4	1	5	0	0-0	0	0	0
Vincent Rey	3	2	5	0	0-0	0	0	0
Brandon Bell	2	2	4	0	0-0	0	0	0
Cody Core	2	1	3	0	0-0	0	0	0
Hardy Nickerson	2	1	3	0	0-0	0	0	0
Clark Harris	1	2	3	0	0-0	0	0	0
Darius Phillips	1	2	3	0	0-0	0	0	0
Alex Erickson	2	0	2	0	0-0	0	0	0
Jordan Evans	2	0	2	0	0-0	0	0	0
Shawn Williams	2	0	2	0	0-0	0	0	0
Chris Worley	1	1	2	0	0-0	0	0	0
Tra Carson	1	0	1	0	0-0	0	0	0
Darqueze Dennard	1	0	1	0	0-0	0	0	0
Jordan Franks	1	0	1	0	0-0	0	0	0
Davontae Harris	1	0	1	0	0-0	0	0	0
Tyler Kroft	1	0	1	0	0-0	0	0	0
Matt Lengel	0	1	1	0	0-0	0	0	0
Auden Tate	0	1	1	0	0-0	0	0	0

MISCELLANEOUS DEFENSE*	ST	AT
------------------------	----	----

2019 STATISTICS

RECORD: 2-14-0

HEAD COACH: ZAC TAYLOR

DATE	W-L	SCORE	OPPONENT	ATTENDANCE
9-8-19	L	20-21	at Seattle	68,710
9-15-19	L	17-41	SAN FRANCISCO	50,666
9-22-19	L	17-21	at Buffalo	69,448
9-30-19	L	3-27	at Pittsburgh	57,959
10-6-19	L	23-26	ARIZONA	46,012
10-13-19	L	17-23	at Baltimore	70,051
10-20-19	L	17-27	JACKSONVILLE	42,784
10-27-19	L	10-24	vs. L.A. Rams (London)	83,720
11-3-19			— BYE —	
11-10-19	L	13-49	BALTIMORE	45,918
11-17-19	L	10-17	at Oakland	51,921
11-24-19	L	10-16	PITTSBURGH	47,423
12-1-19	W	22-6	N.Y. JETS	39,804
12-8-19	L	19-27	at Cleveland	67,431
12-15-19	L	13-34	NEW ENGLAND	57,066
12-22-19	L	35-38 (OT)	at Miami	60,968
12-29-19	W	33-23	CLEVELAND	47,759

TEAM STATISTICS	BENGALS	OPPONENTS
TOTAL FIRST DOWNS	312	328
Rushing	85	124
Passing	191	183
Penalty	36	21
3rd Down: Made-Att	80-222	89-209
3rd Down Pct.	36.0	42.6
4th Down: Made-Att	13-26	5-10
4th Down Pct.	50.0	50.0
POSSESSION AVG.	29:19	30:41
TOTAL NET YARDS	5169	6299
Avg. Per Game	323.1	393.7
Total Plays	1049	1034
Avg. Per Play	4.9	6.1
NET YARDS RUSHING	1517	2382
Avg. Per Game	94.8	148.9
Total Rushes	385	504
NET YARDS PASSING	3652	3917
Avg. Per Game	228.3	244.8
Sacked-Yards Lost	48-342	31-204
Gross Yards	3994	4121
Att.-Completions	616-356	499-308
Completion Pct.	57.8	61.7
Had Intercepted	16	11
PUNTS-AVG.	75-45.3	69-44.5
Net Punting Avg.	75-42.1	69-40.4
PENALTY-YARDS	93-761	122-988
FUMBLES-BALLS LOST	25-14	11-5
TOUCHDOWNS	28	47
Rushing	9	17
Passing	18	25
Returns	1	5

SCORE BY PERIODS	1	2	3	4	OT	PTS
BENGALS	66	87	36	90	0	279
OPPONENTS	98	132	96	91	3	420

SCORING	TD	TD-R	TD-P	TD-R	K-PAT	FG	S	PTS
Randy Bullock	0	0	0	0	24-25	27-31	0	105
Joe Mixon	8	5	3	0	—	—	0	48
Tyler Boyd	5	0	5	0	—	—	0	30
Andy Dalton	4	4	0	0	—	—	0	26
Tyler Eifert	3	0	3	0	—	—	0	20
John Ross III	3	0	3	0	—	—	0	18
C.J. Uzomah	2	0	2	0	—	—	0	12
Cethan Carter	1	0	1	0	—	—	0	6
Auden Tate	1	0	1	0	—	—	0	6
Brandon Wilson	1	0	0	1	—	—	0	6
(team)	—	—	—	—	—	—	1	2
BENGALS	28	9	18	1	24-25	27-31	1	279
OPPONENTS	47	17	25	5	44-45	30-34	0	420

Two-point conversions: Andy Dalton 1 (1 R), Tyler Eifert 1 (1 P). BENGALS 2-3 (1-1 R, 1-2 P), OPPONENTS 2-2 (0-0 R, 2-2 P).

Sacks-yards: Carlos Dunlap 9-63, Sam Hubbard 8.5-56.5, Carl Lawson 5-36, Geno Atkins 4.5-23.5, Andrew Billings 1-13, Dre Kirkpatrick 1-9, Shawn Williams 1-3, Nick Vigil 1-0. BENGALS 31-204, OPPONENTS 48-342.

Fumbles-lost: Andy Dalton 8-4, Ryan Finley 4-3, Alex Erickson 4-2, Tyler Boyd 2-2, Giovani Bernard 2-1, Trey Hopkins 2-0, John Ross III 1-1, Auden Tate 1-1, Brandon Wilson 1-0. BENGALS 24-13, OPPONENTS 11-5.

PASSING	ATT	CMP	YDS	CMP%	YDS/ATT	TD	TD%	INT	INT%	LG	SKD-YDS	RAT
Andy Dalton	528	314	3494	59.5	6.62	16	3.0	14	2.7	66t	37-249	78.3
Ryan Finley	87	41	474	47.1	5.45	2	2.3	2	2.3	47	11-93	62.1
Alex Erickson	1	1	26	100.0	26.00	0	0.0	0	0.0	26	0-0	118.8
BENGALS	616	356	3994	57.8	6.48	18	2.9	16	2.6	66t	48-342	76.2
OPPONENTS	499	308	4121	61.7	8.26	25	5.0	11	2.2	79t	31-204	95.4

RUSHING	ATT	YDS	AVG	LG	TD
Joe Mixon	278	1137	4.1	41	5
Giovani Bernard	53	170	3.2	25	0
Ryan Finley	10	77	7.7	24	0
Andy Dalton	32	73	2.3	17	4
Alex Erickson	5	33	6.6	17	0
Tyler Boyd	4	23	5.8	10	0
John Ross III	3	4	1.3	5	0
BENGALS	385	1517	3.9	41	9
OPPONENTS	504	2382	4.7	57	17

RECEIVING	REC	YDS	AVG	LG	TD
Tyler Boyd	90	1046	11.6	47	5
Alex Erickson	43	529	12.3	52	0
Tyler Eifert	43	436	10.1	27	3
Auden Tate	40	575	14.4	33	1
Joe Mixon	35	287	8.2	33	3
Giovani Bernard	30	234	7.8	35	0
John Ross III	28	506	18.1	66t	3
C.J. Uzomah	27	242	9.0	36	2
Damion Willis	9	82	9.1	17	0
Drew Sample	5	30	6.0	21	0
Stanley Morgan	3	18	6.0	9	0
Cethan Carter	2	13	6.5	8t	1
Andy Dalton	1	4	4.0	4	0
BENGALS	356	3994	11.2	66t	18
OPPONENTS	308	4121	13.4	79t	25

INTERCEPTIONS	NO	YDS	AVG	LG	TD
Darius Phillips	4	82	20.5	28	0
Jessie Bates III	3	33	11.0	20	0
Nick Vigil	1	34	34.0	34	0
William Jackson III	1	19	19.0	19	0
Shawn Williams	1	12	12.0	12	0
B.W. Webb	1	1	1.0	1	0
BENGALS	11	181	16.5	34	0
OPPONENTS	16	314	19.6	89t	4

PUNTING	NO	YDS	AVG	NET	TB	IN-20	LG	BLK.
Kevin Huber	75	3394	45.3	42.1	5	30	63	0
BENGALS	75	3394	45.3	42.1	5	30	63	0
OPPONENTS	69	3073	44.5	40.4	6	23	65	0

PUNT RETURNS	NO	FC	YDS	AVG	LG	TD
Alex Erickson	25	16	157	6.3	17	0
Darius Phillips	3	1	8	2.7	9	0
Tyler Boyd	1	0	-1	-1.0	-1	0
BENGALS	29	17	164	5.7	17	0
OPPONENTS	24	30	136	5.7	17	0

KICKOFF RETURNS	NO	YDS	AVG	LG	TD
Brandon Wilson	20	625	31.3	92t	1
Darius Phillips	17	373	21.9	37	0
Alex Erickson	4	79	19.8	26	0
Giovani Bernard	1	14	14.0	14	0
BENGALS	42	1091	26.0	92t	1
OPPONENTS	19	401	21.1	47	0

FIELD GOALS	1-19	20-29	30-39	40-49	50+
Randy Bullock	0-0	10-10	6-6	10-12	1-3
BENGALS	0-0	10-10	6-6	10-12	1-3
OPPONENTS	0-0	12-12	8-10	9-10	1-2

Randy Bullock: (39G, 45WL, 27G), (52WL, 37G), (43G), (28G), (23G, 48G, 23G), (22G), (28G), (42G, 39G), (53WL, 40G), (27G), (24G, 48WR, 47G), (34G, 44G, 28G, 46G), (34G, 48G), (20G, 57G), (47G, 46G).

Opponents: (—), (33G, 38G, 39WR), (34G, 45G, 62WL), (29G, 49G), (37WR, 23G, 20G, 22G, 31G), (40G, 49G, 21G), (21G, 29G, 37G, 26G), (23G), (—), (20G), (26G, 47G, 26G), (42G, 39G), (53G, 31G), (40G, 46G), (47WL, 37G), (42G).

USUAL STARTERS

OFFENSE	DEFENSE
WR Auden Tate	LDE Carlos Dunlap
LOT Andre Smith	NT Andrew Billings
John Jerry	DT Geno Atkins
Cordy Glenn	DT Josh Tupou
LG Michael Jordan	RDE Sam Hubbard
Billy Price	LB Nick Vigil
C Trey Hopkins	LB Preston Brown
RG John Miller	Germaine Pratt
ROT Bobby Hart	CB B.W. Webb
TE C.J. Uzomah	Dre Kirkpatrick
WR Tyler Boyd	CB William Jackson III
WR John Ross III	S Shawn Williams
Alex Erickson	S Jessie Bates III
QB Andy Dalton	
HB Joe Mixon	

DEFENSE*	ST	AT	TT	SKS-YDS	INT-YDS	PD	FF	FR-YDS
Shawn Williams	79	33	112	1-3	1-12	3	0	0-0
Nick Vigil	60	51	111	1-0	1-34	5	1	2-13
Jessie Bates III	71	29	100	0-0	3-33	9	1	1-0
Sam Hubbard	46	30	76	8.5-56.5	0-0	3	1	0-0
Germaine Pratt	47	25	72	0-0	0-0	0	0	0-0
Carlos Dunlap	39	24	63	9-63	0-0	8	2	0-0
Preston Brown	26	26	52	0-0	0-0	0	1	1-0
Geno Atkins	18	29	47	4.5-23.5	0-0	0	0	0-0
B.W. Webb	30	7	37	0-0	1-1	7	0	0-0
William Jackson III	26	11	37	0-0	1-19	3	0	0-0
Darqueze Dennard	25	12	37	0-0	0-0	5	0	0-0
Andrew Billings	18	17	35	1-13	0-0	0	0	0-0
Dre Kirkpatrick	27	6	33	1-9	0-0	4	0	1-11
Josh Tupou	14	13	27	0-0	0-0	0	1	0-0
Carl Lawson	17	6	23	5-36	0-0	0	0	0-0
Brandon Wilson	11	7	18	0-0	0-0	0	2	0-0
Tony McRae	13	2	15	0-0	0-0	1	0	0-0
Andrew Brown	10	4	14	0-0	0-0	0	0	0-0
Clayton Fejedelem	12	1	13	0-0	0-0	0	0	0-0
Renell Wren	4	4	8	0-0	0-0	0	0	0-0
Ryan Glasgow	1	6	7	0-0	0-0	0	0	0-0
Jordan Evans	2	4	6	0-0	0-0	1	0	0-0
Anthony Zettel	3	2	5	0-0	0-0	0	0	0-0
Darius Phillips	4	0	4	0-0	4-82	7	0	0-0
Hardy Nickerson	3	1	4	0-0	0-0	0	0	0-0
LaRoy Reynolds	2	1	3	0-0	0-0	1	0	0-0
Torry McTyer	2	0	2	0-0	0-0	0	0	0-0
Kerry Wynn	0	2	2	0-0	0-0	0	0	0-0
Greg Mabin	1	0	1	0-0	0-0	1	0	0-0

SPECIAL TEAMS*	ST	AT	TT	FF	FR-YDS	BP	BFG	BXP
Cethan Carter	4	3	7	0	0-0	0	0	0
Tony McRae	4	3	7	0	0-0	0	0	0
Jordan Evans	4	2	6	0	0-0	0	0	0
Brandon Wilson	3	3	6	0	0-0	0	0	0
Stanley Morgan	4	1	5	0	0-0	0	0	0
Samaje Perine	3	1	4	0	0-0	0	0	0
Germaine Pratt	3	1	4	0	0-0	0	0	0
LaRoy Reynolds	3	0	3	0	0-0	0	0	0
Hardy Nickerson	2	0	2	0	0-0	0	0	0
Preston Brown	1	1	2	0	0-0	0	0	0
Clayton Fejedelem	1	1	2	0	0-0	0	0	0
Shawn Williams	1	1	2	0	0-0	0	0	0
Greg Mabin	1	0	1	0	0-0	0	0	0
Trayvon Henderson	0	1	1	0	0-0	0	0	0
Darius Phillips	0	1	1	0	0-0	0	0	0
C.J. Uzomah	0	1	1	0	0-0	0	0	0
Kerry Wynn	0	1	1	0	0-0	0	0	0

MISCELLANEOUS DEFENSE*	ST	AT	TT	FF	FR-YDS
Tyler Boyd	3	0	3	0	0-0
Tyler Eifert	3	0	3	0	0-0
Andy Dalton	2	0	2	0	0-0
Trey Hopkins	1	1	2	0	0-0
Giovani Bernard	1	0	1	0	0-0
Alex Erickson	1	0	1	0	0-0
Cordy Glenn	1	0	1	0	0-0
John Jerry	1	0	1	0	0-0
John Ross	1	0	1	0	0-0
Drew Sample	1	0	1	0	0-0
Andre Smith	1	0	1	0	0-0
C.J. Uzomah	1	0	1	0	0-0

2020 STATISTICS

RECORD: 4-11-1

HEAD COACH: ZAC TAYLOR

DATE	W-L	SCORE	OPPONENT	ATTENDANCE
9-13-20	L	13-16	L.A. CHARGERS	—
9-17-20	L	30-35	at Cleveland	6000
9-27-20	T	23-23 (OT)	at Philadelphia	—
10-4-20	W	33-25	JACKSONVILLE	6243
10-11-20	L	3-27	at Baltimore	—
10-18-20	L	27-31	at Indianapolis	12,453
10-25-20	L	34-37	CLEVELAND	9732
11-1-20	W	31-20	TENNESSEE	9712
11-8-20		— BYE —		
11-15-20	L	10-36	at Pittsburgh	5909
11-22-20	L	9-20	at Washington	—
11-29-20	L	17-19	N.Y. GIANTS	10,208
12-6-20	L	7-19	at Miami	12,577
12-13-20	L	7-30	DALLAS	10,322
12-21-20	W	27-17	PITTSBURGH	10,249
12-27-20	W	37-31	at Houston	12,344
1-3-21	L	3-38	BALTIMORE	10,499

TEAM STATISTICS	BENGALS	OPPONENTS
TOTAL FIRST DOWNS	318	343
Rushing	92	126
Passing	201	192
Penalty	25	25
3rd Down: Made-Att	77-213	91-210
3rd Down Pct.	36.2	43.3
4th Down: Made-Att	19-27	10-16
4th Down Pct.	70.4	62.5
POSSESSION AVG.	30:50	29:10
TOTAL NET YARDS	5116	6227
Avg. Per Game	319.8	389.2
Total Plays	1040	1021
Avg. Per Play	4.9	6.1
NET YARDS RUSHING	1668	2368
Avg. Per Game	104.3	148.0
Total Rushes	463	463
NET YARDS PASSING	3448	3859
Avg. Per Game	215.5	241.2
Sacked-Yards Lost	48-345	17-83
Gross Yards	3793	3942
Att.-Completions	581-372	541-340
Completion Pct.	64.0	62.8
Had Intercepted	11	11
PUNTS-AVG.	71-47.2	59-47.4
Net Punting Avg.	71-42.8	59-41.4
PENALTY-YARDS	83-675	99-795
FUMBLES-BALLS LOST	20-13	14-6
TOUCHDOWNS	33	47
Rushing	13	13
Passing	19	32
Returns	1	2

SCORE BY PERIODS	1	2	3	4	OT	PTS
BENGALS	61	107	53	90	0	311
OPPONENTS	76	121	98	129	0	424

SCORING	TD	TD-R	TD-P	TD-Rt	K-PAT	FG	S	PTS
Randy Bullock	0	0	0	0	24-25	21-26	0	87
Giovani Bernard	6	3	3	0	—	—	0	36
Tee Higgins	6	0	6	0	—	—	0	36
Austin Seibert	0	0	0	0	8-8	6-8	0	26
Tyler Boyd	4	0	4	0	—	—	0	24
Joe Mixon	4	3	1	0	—	—	0	24
Joe Burrow	3	3	0	0	—	—	0	18
Samaje Perine	3	3	0	0	—	—	0	18
A.J. Green	2	0	2	0	—	—	0	12
Ryan Finley	1	1	0	0	—	—	0	6
Drew Sample	1	0	1	0	—	—	0	6
Mike Thomas	1	0	1	0	—	—	0	6
C.J. Uzomah	1	0	1	0	—	—	0	6
Brandon Wilson	1	0	0	1	—	—	0	6
BENGALS	33	13	19	1	32-33	27-34	0	311
OPPONENTS	47	13	32	2	43-44	33-38	0	424

Two-point conversions: (None). BENGALS 0-0 (0-0 R, 0-0 P), OPPONENTS 0-3 (0-0 R, 0-3 P).

Sacks-yards: Carl Lawson 5.5-31, Jordan Evans 2-17, Sam Hubbard 2-8, Logan Wilson 1-10, Carlos Dunlap 1-9, Andrew Brown 1-4, Margus Hunt 1-4, Josh Byrnes 1-0, Khalid Kareem 1-0, Xavier Williams 1-0, Akeem Davis-Gaither 0.5-0. BENGALS 17-83, OPPONENTS 48-345.

Fumbles-lost: Joe Burrow 9-4, Alex Erickson 2-2, Brandon Allen 1-1, Giovani Bernard 1-1, Tee Higgins 1-1, Joe Mixon 1-1, Drew Sample 1-1, Mike Thomas 1-1, Trayveon Williams 1-1, Tyler Boyd 1-0, Billy Price 1-0. BENGALS 20-13, OPPONENTS 14-6.

PASSING	ATT	CMP	YDS	CMP%	YDS/ATT	TD	TD%	INT	INT%	LG	SKD-YDS	RAT
Joe Burrow	404	264	2688	65.3	6.65	13	3.2	5	1.2	67	32-231	89.8
Brandon Allen	142	90	925	63.4	6.51	5	3.5	4	2.8	72t	7-51	82.0
Ryan Finley	32	17	164	53.1	5.13	1	3.1	2	6.3	30	9-63	52.1
Tyler Boyd	2	1	16	50.0	8.00	0	0.0	0	0.0	16	0-0	77.1
Alex Erickson	1	0	0	0.0	0.00	0	0.0	0	0.0	—	0-0	39.6
BENGALS	581	372	3793	64.0	6.53	19	3.3	11	1.9	72t	48-345	85.7
OPPONENTS	541	340	3942	62.8	7.29	32	5.9	11	2.0	55	17-83	96.1

RUSHING	ATT	YDS	AVG	LG	TD
Joe Mixon	119	428	3.6	34t	3
Giovani Bernard	124	416	3.4	15	3
Samaje Perine	63	301	4.8	46t	3
Trayveon Williams	26	157	6.0	55	0
Joe Burrow	37	142	3.8	23t	3
Ryan Finley	11	66	6.0	23t	1
Tyler Boyd	5	49	9.8	25	0
Shawn Williams	2	46	23.0	39	0
Tee Higgins	5	28	5.6	13	0
Brandon Allen	13	27	2.1	4	0
Alex Erickson	5	7	1.4	7	0
Mike Thomas	1	1	1.0	1	0
BENGALS	411	1668	4.1	55	13
OPPONENTS	463	2368	5.1	72t	13

RECEIVING	REC	YDS	AVG	LG	TD
Tyler Boyd	79	841	10.6	72t	4
Tee Higgins	67	908	13.6	67	6
A.J. Green	47	523	11.1	33	2
Giovani Bernard	47	355	7.6	42	3
Drew Sample	40	349	8.7	23	1
Joe Mixon	21	138	6.6	19	1
Auden Tate	14	150	10.7	19	0
Mike Thomas	13	132	10.2	29	1
Alex Erickson	12	139	11.6	42	0
Samaje Perine	11	66	6.0	15	0
C.J. Uzomah	8	87	10.9	23t	1
Cethan Carter	5	53	10.6	24	0
Trayveon Williams	5	30	6.0	13	0
John Ross III	2	17	8.5	15	0
Trenton Irwin	1	5	5.0	5	0
BENGALS	372	3793	10.2	72t	19
OPPONENTS	340	3942	11.6	55	32

INTERCEPTIONS	NO	YDS	AVG	LG	TD
Jessie Bates III	3	12	4.0	12	0
Logan Wilson	2	0	0.0	0	0
William Jackson III	1	30	30.0	30	0
Mackensie Alexander	1	21	21.0	21	0
Darius Phillips	1	21	21.0	21	0
Akeem Davis-Gaither	1	0	0.0	0	0
Jordan Evans	1	0	0.0	0	0
LeShaun Sims	1	0	0.0	0	0
BENGALS	11	84	7.6	30	0
OPPONENTS	11	23	2.1	12	0

PUNTING	NO	YDS	AVG	NET	TB	IN-20	LG	BLK.
Kevin Huber	71	3350	47.2	42.8	7	19	72	0
BENGALS	71	3350	47.2	42.8	7	19	72	0
OPPONENTS	59	2797	47.4	41.4	6	21	63	0

PUNT RETURNS	NO	FC	YDS	AVG	LG	TD
Alex Erickson	23	20	232	10.1	29	0
BENGALS	23	20	232	10.1	29	0
OPPONENTS	29	16	170	5.9	42	0

KICKOFF RETURNS	NO	YDS	AVG	LG	TD
Brandon Wilson	24	629	26.2	103t	1
Alex Erickson	3	71	23.7	24	0
Giovani Bernard	2	38	19.0	24	0
Khalid Kareem	1	13	13.0	13	0
Samaje Perine	1	13	13.0	13	0
BENGALS	31	764	24.6	103t	1
OPPONENTS	18	415	23.1	60	0

FIELD GOALS	1-19	20-29	30-39	40-49	50+
Randy Bullock	0-0	3-3	8-10	7-8	3-5
Austin Seibert	0-0	0-0	5-5	1-2	0-1
BENGALS	0-0	3-3	13-15	8-10	3-6
OPPONENTS	1-1	9-9	9-10	10-11	4-7

Randy Bullock: (50G, 43G, 31WR), (38G, 43G, 27G), (48G, 31G, 25G), (35G, 40G, 46G, 30G), (38G), (47G, 55G, 48RU), (37G, 23G), (33G), (37G), (34RU, 53G, 58RU), (44G), (53WL), (—), (—), (—), (—).

Austin Seibert: (—), (—), (—), (—), (—), (—), (—), (—), (—), (—), (—), (—), (34G, 55WR, 33G), (49WL, 35G, 48G, 36G), (38G).

Opponents: (24G, 43G, 50WR, 22G), (—), (27G, 42G, 54G), (48WL, 32G, 20G, 50G, 30G), (46G, 61WR, 39G), (40G), (43G), (53RU), (41G, 30G, 45G), (32G, 50G, 38WR), (49G, 40G, 39G, 32G), (25G, 48G, 23G, 19G), (34G, 20G, 55G), (25G), (21G), (34G).

USUAL STARTERS

OFFENSE	DEFENSE
WR A.J. Green	LDE Sam Hubbard
LOT Jonah Williams	NT Mike Daniels
LG Michael Jordan	DT Christian Covington
C Trey Hopkins	RDE Carl Lawson
RG Alex Redmond	LB Josh Byrnes
Quinton Spain	LB Germaine Pratt
ROT Bobby Hart	NCB Mackensie Alexander
TE Drew Sample	CB LeShaun Sims
WR Tyler Boyd	CB Darius Phillips
WR Tee Higgins	CB William Jackson III
QB Joe Burrow	S Vonn Bell
HB Giovani Bernard	S Jessie Bates III
Joe Mixon	

DEFENSE*	ST	AT	TT	SKS-YDS	INT-YDS	PD	FF	FR-YDS
Vonn Bell	67	47	114	0-0	0-0	5	3	2-65
Jessie Bates III	76	31	107	0-0	3-12	15	1	0-0
Josh Byrnes	53	46	99	1-0	0-0	2	0	1-0
Germaine Pratt	54	34	88	0-0	0-0	2	0	0-0
Sam Hubbard	33	29	62	2-8	0-0	3	1	0-0
LeShaun Sims	38	14	52	0-0	1-0	4	0	0-0
Mackensie Alexander	32	15	47	0-0	1-21	6	0	0-0
William Jackson III	38	7	45	0-0	1-30	11	0	0-0
Christian Covington	14	25	39	0-0	0-0	0	0	0-0
Darius Phillips	29	7	36	0-0	1-21	12	2	0-0
Carl Lawson	18	18	36	5.5-31	0-0	0	2	0-0
Logan Wilson	19	8	27	1-10	2-0	3	0	0-0
Akeem Davis-Gaither	16	10	26	0.5-0	1-0	3	0	0-0
Xavier Williams	10	12	22	1-0	0-0	0	0	1-0
Khalid Kareem	10	19	19	1-0	0-0	0	0	0-0
D.J. Reader	8	11	19	0-0	0-0	2	0	0-0
Carlos Dunlap	13	5	18	1-9	0-0	2	0	0-0
Mike Daniels	7	10	17	0-0	0-0	0	0	0-0
Amani Bledsoe	6	11	17	0-0	0-0	2	0	0-0
Tony Brown	7	4	11	0-0	0-0	1	0	0-0
Shawn Williams	7	2	9	0-0	0-0	1	0	0-0
Kahlil McKenzie	4	4	8	0-0	0-0	0	0	0-0
Jordan Evans	4	3	7	2-17	1-0	1	0	1-0
Margus Hunt	5	1	6	1-4	0-0	4	0	1-0
Brandon Wilson	4	0	4	0-0	0-0	0	1	0-0
Jalen Davis	3	1	4	0-0	0-0	0	0	0-0
Freedom Akinmoladun	1	2	0	0-0	0-0	0	0	0-0
Andrew Brown	1	1	2	1-4	0-0	0	0	0-0
Geno Atkins	1	0	1	0-0	0-0	0	0	0-0
Markus Bailey	0	0	0	0-0	0-0	1	0	0-0

SPECIAL TEAMS*	ST	AT	TT	FF	FR-YDS	BP	BFG	BXP
Cethan Carter	6	4	10	0	0-0	0	0	0
Brandon Wilson	5	4	9	0	0-0	0	0	0
Shawn Williams	5	2	7	0	0-0	0	0	0
Logan Wilson	4	2	6	0	0-0	0	0	0
Akeem Davis-Gaither	4	1	5	0	0-0	0	0	0
Jordan Evans	1	3	4	0	0-0	0	0	0
Samaje Perine	2	1	3	0	0-0	0	0	0
Stanley Morgan	1	2	3	0	0-0	0	0	0
Jessie Bates III	2	0	2	0	0-0	0	0	0
Darius Phillips	1	1	2	0	0-0	0	0	0
Tony Brown	0	2	2	0	0-0	0	0	0
Markus Bailey	1	0	1	0	0-0	0	0	0
Clark Harris	1	0	1	0	0-0	0	0	0
Germaine Pratt	1	0	1	0	0-0	0	0	0
Mike Thomas	1	0	1	0	0-0	0	0	0
Mason Schreck	1	0	1	0	0-0	0	0	0
Keandre Jones	0	1	1	0	0-0	0	0	0

OFFENSE/DEFENSE YEAR-BY-YEAR TOTALS

OFFENSE							DEFENSE						
YEAR	PLAYS	FIRST DOWNS	NET YDS RUSH	NET YDS PASS	TOTAL NET YDS	PTS	YEAR	PLAYS	FIRST DOWNS	NET YDS RUSH	NET YDS PASS	TOTAL NET YDS	PTS
1968	772	171	1807	1619	3426	215	1968	916	275	2097	2620	4717	329
1969	728	172	1523	2345	3868	280	1969	935	278	2651	2686	5337	367
1970	831	210	2057	1870	3927	312	1970	874	236	1543	2635	4178	255
1971	867	236	2142	2124	4266	284	1971	811	213	1778	2128	3906	265
1972	899	255	1996	2321	4317	299	1972	794	207	1815	1737	3552	229
1973	871	252	2236	2276	4512	286	1973	840	219	1807	1898	3705	231
1974	835	260	1978	2511	4489	283	1974	892	256	2152	1790	3942	259
1975	966	295	1819	3241	5060	340	1975	889	241	2194	1729	3923	246
1976	878	238	2109	2191	4300	335	1976	930	234	1912	1758	3670	210
1977	904	248	1861	2333	4194	238	1977	901	253	1897	2227	4124	235
1978	1034	271	2131	2741	4872	252	1978	1036	269	2396	2236	4632	284
1979	1049	289	2329	2310	4639	337	1979	1052	334	2219	3692	5911	421
1980	1060	283	2069	2815	4884	244	1980	995	286	1680	3124	4804	312
1981	1078	361	1973	3995	5968	421	1981	1055	324	1881	3408	5289	304
1982	606	207	949	2339	3288	232	1982	551	170	850	2043	2893	177
1983	1036	327	2104	3183	5287	346	1983	973	276	1499	2828	4327	302
1984	1081	339	2179	3301	5480	339	1984	1034	322	1868	3391	5259	339
1985	1062	344	2183	3717	5900	441	1985	1019	337	1999	3664	5663	437
1986	1046	348	2533	3957	6490	409	1986	1051	336	2122	3152	5274	394
1987	1045	319	2164	3213	5377	285	1987	937	286	1641	3056	4697	370
1988	985	351	2710	3347	6057	448	1988	1059	322	2048	3134	5182	329
1989	1083	348	2483	3618	6101	404	1989	997	280	2162	3135	5297	285
1990	943	277	2120	2943	5063	360	1990	1010	308	2085	3520	5605	352
1991	993	286	1811	3158	4969	263	1991	980	308	1662	3990	5652	435
1992	934	248	1976	1943	3919	274	1992	1024	319	2007	3326	5333	364
1993	986	239	1511	2541	4052	187	1993	1000	306	2220	2798	5018	319
1994	990	267	1556	3236	4792	276	1994	1053	310	1906	3248	5154	406
1995	975	288	1439	3753	5192	349	1995	1127	355	2104	4245	6349	374
1996	1088	332	1793	3432	5225	372	1996	1047	317	1643	3826	5469	369
1997	1002	310	1966	3316	5282	355	1997	1091	351	2223	3459	5682	405
1998	979	271	1639	3185	4824	268	1998	992	310	2612	3151	5763	452
1999	1039	293	2051	3226	5277	283	1999	1011	316	1699	3798	5497	460
2000	1001	254	2314	1946	4260	185	2000	1068	307	1925	3562	5487	359
2001	1071	294	1712	3088	4800	226	2001	1013	281	1675	3157	4832	309
2002	1054	315	1730	3476	5206	279	2002	976	315	2003	3262	5265	456
2003	1038	313	1987	3342	5329	346	2003	999	320	2218	3402	5620	384
2004	1004	286	1839	3301	5140	374	2004	1031	303	2062	3303	5365	372
2005	1018	342	1910	3820	5730	421	2005	976	321	1850	3569	5419	350
2006	994	313	1629	3833	5462	373	2006	1038	337	1863	3818	5681	331
2007	1008	320	1556	4012	5568	380	2007	1011	313	1893	3687	5580	385
2008	984	245	1520	2406	3926	204	2008	1013	296	1921	3287	5208	364
2009	1011	295	2056	2890	4946	305	2009	980	276	1573	3249	4822	291
2010	1046	317	1522	3767	5289	322	2010	957	290	1843	3469	5312	395
2011	1015	285	1778	3340	5118	344	2011	1009	284	1675	3385	5060	323
2012	1016	292	1745	3578	5323	391	2012	1034	307	1715	3400	5115	320
2013	1097	330	1755	4136	5891	430	2013	1042	282	1544	3344	4888	305
2014	1018	313	2147	3421	5568	365	2014	1067	337	1861	3888	5749	344
2015	1004	324	1805	3923	5728	419	2015	1032	307	1477	3976	5453	279
2016	1050	341	1769	3942	5711	325	2016	1038	327	1812	3800	5612	315
2017	927	267	1366	3122	4488	290	2017	1091	325	2046	3379	5425	349
2018	938	304	1682	3290	4972	368	2018	1084	372	2204	4414	6618	455
2019	1049	312	1517	3652	5169	279	2019	1034	328	2382	3917	6299	420
2020	1040	318	1668	3448	5116	311	2020	1021	343	2368	3859	6227	424

OFFENSE/DEFENSE YEAR-BY-YEAR RANKINGS

OFFENSE				DEFENSE			
YEAR	TOTAL	RUSH	PASS	YEAR	TOTAL	RUSH	PASS
1968 (AFL/10 teams)	8 (244.7)	3 (129.1)	9 (115.6)	1968 (AFL/10 teams)	8 (336.9)	9 (149.8)	6 (187.1)
1969 (AFL/10 teams)	7 (276.3)	7 (108.8)	T-7 (167.5)	1969 (AFL/10 teams)	10 (381.2)	10 (189.4)	7 (191.9)
1970 (26 teams)	16 (280.5)	4 (146.9)	21 (133.6)	1970 (26 teams)	20 (298.4)	9 (110.2)	25 (188.2)
1971 (26 teams)	6 (304.7)	6 (153.0)	T-14 (151.7)	1971 (26 teams)	12 (279.0)	13 (127.0)	13 (152.0)
1972 (26 teams)	9 (308.4)	14 (142.6)	9 (165.8)	1972 (26 teams)	3 (253.7)	12 (129.6)	4 (124.1)
1973 (26 teams)	5 (322.3)	7 (159.7)	8 (162.6)	1973 (26 teams)	8 (264.6)	8 (129.1)	13 (135.6)
1974 (26 teams)	4 (320.6)	12 (141.3)	4 (179.4)	1974 (26 teams)	11 (281.6)	22 (153.7)	4 (127.9)
1975 (26 teams)	2 (361.4)	17 (129.9)	*1 (231.5)	1975 (26 teams)	7 (280.2)	18 (156.7)	2 (123.5)
1976 (28 teams)	15 (307.1)	15 (150.6)	13 (156.5)	1976 (28 teams)	5 (262.1)	11 (136.6)	3 (125.6)
1977 (28 teams)	13 (299.6)	T-18 (132.9)	7 (166.6)	1977 (28 teams)	21 (294.6)	13 (135.5)	23 (159.1)
1978 (28 teams)	11 (304.5)	18 (133.2)	10 (171.3)	1978 (28 teams)	10 (289.5)	T-19 (149.8)	3 (139.8)
1979 (28 teams)	23 (289.9)	11 (145.6)	24 (144.4)	1979 (28 teams)	28 (369.4)	16 (138.7)	27 (230.8)
1980 (28 teams)	19 (305.3)	12 (129.3)	21 (175.9)	1980 (28 teams)	9 (300.3)	4 (105.0)	13 (195.3)
1981 (28 teams)	2 (373.0)	17 (123.3)	3 (249.7)	1981 (28 teams)	12 (330.6)	9 (117.6)	22 (213.0)
1982 (28 teams)	2 (365.3)	20 (105.4)	3 (259.9)	1982 (28 teams)	18 (321.4)	3 (94.4)	22 (227.0)
1983 (28 teams)	14 (330.4)	16 (131.5)	14 (198.9)	1983 (28 teams)	*1 (270.4)	T-2 (93.7)	3 (176.8)
1984 (28 teams)	5 (342.5)	T-6 (136.2)	T-13 (206.3)	1984 (28 teams)	13 (328.7)	11 (116.8)	18 (211.9)
1985 (28 teams)	3 (368.8)	12 (136.4)	4 (232.3)	1985 (28 teams)	22 (353.9)	15 (124.9)	24 (229.0)
1986 (28 teams)	*1 (405.6)	2 (158.3)	3 (247.3)	1986 (28 teams)	20 (329.6)	22 (132.6)	10 (197.0)
1987 (28 teams)	5 (358.5)	4 (144.3)	9 (214.2)	1987 (28 teams)	8 (313.1)	8 (109.4)	14 (203.7)
1988 (28 teams)	*1 (378.6)	*1 (169.4)	11 (209.2)	1988 (28 teams)	15 (323.9)	18 (128.0)	10 (195.9)
1989 (28 teams)	3 (381.3)	*1 (155.2)	7 (226.1)	1989 (28 teams)	7 (331.1)	10 (135.1)	9 (195.9)
1990 (28 teams)	9 (316.4)	5 (132.5)	15 (183.9)	1990 (28 teams)	25 (350.3)	22 (130.3)	26 (220.0)
1991 (28 teams)	14 (310.6)	12 (113.2)	11 (197.4)	1991 (28 teams)	28 (353.3)	13 (103.9)	28 (249.4)
1992 (28 teams)	26 (244.9)	8 (123.5)	27 (121.4)	1992 (28 teams)	26 (333.3)	24 (125.4)	25 (207.9)
1993 (28 teams)	27 (253.3)	24 (94.4)	27 (158.8)	1993 (28 teams)	16 (313.6)	27 (138.8)	2 (174.9)
1994 (28 teams)	18 (299.5)	18 (97.3)	18 (202.3)	1994 (28 teams)	15 (322.1)	23 (119.1)	9 (203.0)
1995 (30 teams)	17 (324.5)	24 (89.9)	11 (234.6)	1995 (30 teams)	30 (396.8)	26 (131.5)	29 (265.3)
1996 (30 teams)	10 (326.6)	13 (112.1)	12 (214.5)	1996 (30 teams)	25 (341.8)	12 (102.7)	29 (239.1)
1997 (30 teams)	10 (330.1)	9 (122.9)	13 (207.3)	1997 (30 teams)	28 (355.1)	29 (138.9)	21 (216.2)
1998 (30 teams)	17 (301.5)	19 (102.4)	17 (199.1)	1998 (30 teams)	28 (360.2)	30 (163.3)	12 (196.9)
1999 (31 teams)	15 (329.8)	T-6 (128.2)	23 (201.6)	1999 (31 teams)	25 (343.6)	16 (106.2)	28 (237.4)
2000 (31 teams)	29 (266.3)	2 (144.6)	31 (121.6)	2000 (31 teams)	22 (342.9)	24 (120.3)	23 (222.6)
2001 (31 teams)	23 (300.0)	T-18 (107.0)	23 (193.0)	2001 (31 teams)	9 (302.0)	11 (104.7)	12 (197.3)
2002 (32 teams)	18 (325.4)	21 (108.1)	13 (217.3)	2002 (32 teams)	17 (329.1)	22 (125.2)	13 (203.9)
2003 (32 teams)	13 (333.1)	13 (124.2)	12 (208.9)	2003 (32 teams)	28 (351.3)	T-25 (138.6)	24 (212.6)
2004 (32 teams)	18 (321.3)	17 (114.9)	17 (206.3)	2004 (32 teams)	19 (335.3)	26 (128.9)	13 (206.4)
2005 (32 teams)	6 (358.1)	11 (119.4)	5 (238.8)	2005 (32 teams)	28 (338.7)	20 (115.6)	26 (223.1)
2006 (32 teams)	8 (341.4)	26 (101.8)	6 (239.6)	2006 (32 teams)	30 (355.1)	15 (116.4)	T-31 (238.6)
2007 (32 teams)	10 (348.0)	24 (97.3)	7 (250.8)	2007 (32 teams)	27 (348.8)	21 (118.3)	26 (230.4)
2008 (32 teams)	32 (245.4)	29 (95.0)	30 (150.4)	2008 (32 teams)	12 (325.5)	21 (120.1)	15 (205.4)
2009 (32 teams)	24 (309.1)	9 (128.5)	26 (180.6)	2009 (32 teams)	4 (301.4)	7 (98.3)	6 (203.1)
2010 (32 teams)	20 (330.6)	27 (95.1)	13 (235.4)	2010 (32 teams)	15 (332.0)	19 (115.2)	T-14 (216.8)
2011 (32 teams)	20 (319.9)	19 (111.1)	20 (208.8)	2011 (32 teams)	7 (316.3)	10 (104.7)	9 (211.6)
2012 (32 teams)	22 (332.7)	18 (109.1)	17 (223.6)	2012 (32 teams)	6 (319.7)	12 (107.2)	7 (212.5)
2013 (32 teams)	10 (368.2)	18 (109.7)	8 (258.5)	2013 (32 teams)	3 (305.5)	5 (96.5)	5 (209.0)
2014 (32 teams)	15 (348.0)	6 (134.2)	21 (213.8)	2014 (32 teams)	22 (359.3)	20 (116.3)	20 (243.0)
2015 (32 teams)	15 (358.0)	13 (112.8)	15 (245.2)	2015 (32 teams)	11 (340.8)	7 (92.3)	20 (248.5)
2016 (32 teams)	13 (356.9)	13 (110.6)	15 (246.4)	2016 (32 teams)	17 (350.8)	21 (113.3)	11 (237.5)
2017 (32 teams)	32 (280.5)	31 (85.4)	27 (195.1)	2017 (32 teams)	18 (339.1)	30 (127.9)	8 (211.2)
2018 (32 teams)	26 (310.8)	21 (105.1)	24 (205.6)	2018 (32 teams)	32 (413.6)	29 (137.8)	32 (275.9)
2019 (32 teams)	26 (323.1)	25 (94.8)	19 (228.3)	2019 (32 teams)	29 (393.7)	32 (148.9)	21 (244.8)
2020 (32 teams)	29 (319.8)	24 (104.3)	27 (215.5)	2020 (32 teams)	26 (389.2)	29 (148.0)	19 (241.2)

Rankings based on average yards per game.

T — tied; * — led league.

YEAR-BY-YEAR INDIVIDUAL LEADERS

SCORING

YEAR	PLAYER	TD	TD-R	TD-P	TD-Rt	PAT	FG	S	PTS
1968	Dale Livingston.....	0	0	0	0	20-20	13-26	0	59
1969	Horst Muhlmann.....	0	0	0	0	32-33	16-24	0	80
1970	Horst Muhlmann.....	0	0	0	0	33-33	25-37	0	108
1971	Horst Muhlmann.....	0	0	0	0	31-31	20-36	0	91
1972	Horst Muhlmann.....	0	0	0	0	30-31	27-40	0	111
1973	Horst Muhlmann.....	0	0	0	0	31-32	21-31	0	94
1974	Horst Muhlmann.....	0	0	0	0	32-35	11-18	0	65
1975	Dave Green.....	0	0	0	0	40-45	10-21	0	70
1976	Chris Bahr.....	0	0	0	0	39-42	14-27	0	81
1977	Chris Bahr.....	0	0	0	0	25-26	19-27	0	82
1978	Chris Bahr.....	0	0	0	0	26-29	16-30	0	74
1979	Pete Johnson.....	15	14	1	0	—	—	0	90
1980	Ian Sunter.....	0	0	0	0	15-15	11-20	0	48
1981	Jim Breech.....	0	0	0	0	49-51	22-32	0	115
1982	Jim Breech.....	0	0	0	0	25-26	14-18	0	67
1983	Jim Breech.....	0	0	0	0	39-41	16-23	0	87
1984	Jim Breech.....	0	0	0	0	37-37	22-31	0	103
1985	Jim Breech.....	0	0	0	0	48-50	24-33	0	120
1986	Jim Breech.....	0	0	0	0	50-51	17-32	0	101
1987	Jim Breech.....	0	0	0	0	25-27	24-30	0	97
1988	Ickey Woods.....	15	15	0	0	—	—	0	90
1989	Jim Breech.....	0	0	0	0	37-38	12-14	0	73
1990	Jim Breech.....	0	0	0	0	41-44	17-21	0	92
1991	Jim Breech.....	0	0	0	0	27-27	23-29	0	96
1992	Jim Breech.....	0	0	0	0	31-31	19-27	0	88
1993	Doug Pelfrey.....	0	0	0	0	13-16	24-31	0	85
1994	Doug Pelfrey.....	0	0	0	0	24-25	28-33	0	108
1995	Doug Pelfrey.....	0	0	0	0	34-34	29-36	0	121
1996	Doug Pelfrey.....	0	0	0	0	41-41	23-28	0	110
1997	Doug Pelfrey.....	0	0	0	0	41-43	12-16	0	77
1998	Doug Pelfrey.....	0	0	0	0	21-21	19-27	0	78
1999	Doug Pelfrey.....	0	0	0	0	27-27	18-27	0	81
2000	Neil Rackers.....	0	0	0	0	21-21	12-21	0	57
2001	Corey Dillon.....	13	10	3	0	—	—	0	78
2002	Neil Rackers.....	0	0	0	0	30-32	15-18	0	75
2003	Shayne Graham.....	0	0	0	0	40-40	22-25	0	106
2004	Shayne Graham.....	0	0	0	0	41-41	27-31	0	122
2005	Shayne Graham.....	0	0	0	0	47-47	28-32	0	131
2006	Shayne Graham.....	0	0	0	0	40-42	25-30	0	115
2007	Shayne Graham.....	0	0	0	0	37-37	31-34	0	130
2008	Shayne Graham.....	0	0	0	0	15-15	21-24	0	78
2009	Shayne Graham.....	0	0	0	0	28-29	23-28	0	97
2010	Mike Nugent.....	0	0	0	0	17-17	15-19	0	62
2011	Mike Nugent.....	0	0	0	0	33-34	33-38	0	132
2012	Mike Nugent.....	0	0	0	0	35-35	19-23	0	92
2013	Mike Nugent.....	0	0	0	0	52-53	18-22	0	106
2014	Mike Nugent.....	0	0	0	0	39-39	26-33	0	117
2015	Mike Nugent.....	0	0	0	0	48-49	23-28	0	117
2016	Mike Nugent.....	0	0	0	0	23-29	23-29	0	92
2017	Randy Bullock.....	0	0	0	0	31-33	18-20	0	85
2018	Randy Bullock.....	0	0	0	0	39-41	19-23	0	96
2019	Randy Bullock.....	0	0	0	0	24-25	27-31	0	105
2020	Randy Bullock.....	0	0	0	0	24-25	21-26	0	87

PASSING

YEAR	PLAYER	ATT	CMP	YDS	CMP%	YDS/ATT	TD	TD%	INT	INT%	LG	SKD-YDS	RAT
1968	John Stofa.....	177	85	896	48.0	5.06	5	2.8	5	2.8	60	17-140	60.8
1969	Greg Cook.....	197	106	1854	53.8	9.41	15	7.6	11	5.6	78t	29-195	88.3
1970	Virgil Carter.....	278	143	1647	51.4	5.92	9	3.2	9	3.2	56t	21-154	66.9
1971	Virgil Carter.....	222	138	1624	62.2	7.32	10	4.5	7	3.2	90t	13-122	86.2
1972	Ken Anderson.....	301	171	1918	56.8	6.37	7	2.3	7	2.3	65t	18-155	74.0
1973	Ken Anderson.....	329	179	2428	54.4	7.38	18	5.5	12	3.6	78t	24-163	81.2
1974	Ken Anderson.....	328	213	2667	64.9	8.13	18	5.5	10	3.0	77t	36-292	95.7
1975	Ken Anderson.....	377	228	3169	60.5	8.41	21	5.6	11	2.9	55	32-247	93.9
1976	Ken Anderson.....	338	179	2367	53.0	7.00	19	5.6	14	4.1	85t	34-235	76.9
1977	Ken Anderson.....	323	166	2145	51.4	6.64	11	3.4	11	3.4	94t	28-197	69.7
1978	Ken Anderson.....	319	173	2219	54.2	6.96	10	3.1	22	6.9	57	30-237	58.0
1979	Ken Anderson.....	339	189	2340	55.8	6.90	16	4.7	10	2.9	73t	46-324	80.7
1980	Ken Anderson.....	275	166	1778	60.4	6.47	6	2.2	13	4.7	67t	24-174	66.9
1981	Ken Anderson.....	479	300	3754	62.6	7.84	29	6.1	10	2.1	74t	25-140	98.4
1982	Ken Anderson.....	309	218	2495	70.6	8.07	12	3.9	9	2.9	56t	26-154	95.3
1983	Ken Anderson.....	297	198	2333	66.7	7.86	12	4.0	13	4.4	80t	25-187	85.6
1984	Ken Anderson.....	275	175	2107	63.6	7.66	10	3.6	12	4.4	80t	24-191	81.0
1985	Boomer Esiason.....	431	251	3443	58.2	7.99	27	6.3	12	2.8	68t	32-289	93.2
1986	Boomer Esiason.....	469	273	3959	58.2	8.44	24	5.1	17	3.6	57	26-194	87.7
1987	Boomer Esiason.....	440	240	3321	54.5	7.55	16	3.6	19	4.3	61t	26-209	73.1
1988	Boomer Esiason.....	388	223	3572	57.5	9.21	28	7.2	14	3.6	86t	30-245	97.4
1989	Boomer Esiason.....	455	258	3525	56.7	7.75	28	6.2	11	2.4	74t	36-288	92.1
1990	Boomer Esiason.....	402	224	3031	55.7	7.54	24	6.0	22	5.5	53	31-198	77.0
1991	Boomer Esiason.....	413	233	2883	56.4	6.98	13	3.1	16	3.9	53	25-190	72.5
1992	Boomer Esiason.....	278	144	1407	51.8	5.06	11	4.0	15	5.4	38	19-150	57.0
1993	David Klingler.....	343	190	1935	55.4	5.64	6	1.7	9	2.6	51	40-202	66.6
1994	Jeff Blake.....	306	156	2154	51.0	7.04	14	4.6	9	2.9	76	19-120	76.9
1995	Jeff Blake.....	567	326	3822	57.5	6.74	28	4.9	17	3.0	88t	24-152	82.1
1996	Jeff Blake.....	549	308	3624	56.1	6.60	24	4.4	14	2.6	61t	44-278	80.3
1997	Jeff Blake.....	317	184	2125	58.0	6.70	8	2.5	7	2.2	50t	39-244	77.6
1998	Neil O'Donnell.....	343	212	2216	61.8	6.46	15	4.4	4	1.2	76t	30-217	90.2
1999	Jeff Blake.....	389	215	2670	55.3	6.86	16	4.1	12	3.1	76t	30-168	77.6
2000	Akili Smith.....	267	118	1253	44.2	4.69	3	1.1	6	2.2	46	36-191	52.8
2001	Jon Kitna.....	581	313	3216	53.9	5.54	12	2.1	22	3.8	49	25-185	61.1
2002	Jon Kitna.....	473	294	3178	62.2	6.72	16	3.4	16	3.4	72t	24-159	79.1
2003	Jon Kitna.....	520	324	3591	62.3	6.91	26	5.0	15	2.9	82t	37-249	87.4
2004	Carson Palmer.....	432	263	2897	60.9	6.71	18	4.2	18	4.2	76t	25-178	77.3
2005	Carson Palmer.....	509	345	3836	67.8	7.54	32	6.3	12	2.4	70t	19-105	101.1
2006	Carson Palmer.....	520	324	4035	62.3	7.76	28	5.4	13	2.5	74t	36-233	93.9
2007	Carson Palmer.....	575	373	4131	64.9	7.18	26	4.5	20	3.5	70t	17-119	86.7
2008	Ryan Fitzpatrick.....	372	221	1905	59.4	5.12	8	2.2	9	2.4	79	38-193	70.0
2009	Carson Palmer.....	466	282	3094	60.5	6.64	21	4.5	13	2.8	73	26-213	83.6
2010	Carson Palmer.....	586	362	3970	61.8	6.77	26	4.4	20	3.4	78t	26-201	82.4
2011	Andy Dalton.....	516	300	3398	58.1	6.59	20	3.9	13	2.5	84	24-160	80.4
2012	Andy Dalton.....	528	329	3669	62.3	6.95	27	5.1	16	3.0	59t	46-229	87.4
2013	Andy Dalton.....	586	363	4293	61.9	7.33	33	5.6	20	3.4	82t	29-182	88.8
2014	Andy Dalton.....	481	309	3398	64.2	7.06	19	4.0	17	3.5	81t	21-124	83.5
2015	Andy Dalton.....	386	255	3250	66.1	8.42	25	6.5	7	1.8	80t	20-118	106.3
2016	Andy Dalton.....	563	364	4206	64.7	7.47	18	3.2	8	1.4	86t	41-264	91.8
2017	Andy Dalton.....	496	297	3320	59.9	6.69	25	5.0	12	2.4	77t	39-255	86.6
2018	Andy Dalton.....	365	226	2566	61.9	7.03	21	5.8	11	3.0	49	21-157	89.6
2019	Andy Dalton.....	528	314	3494	59.5	6.62	16	3.0	14	2.7	66t	37-249	78.3
2020	Joe Burrow.....	404	264	2688	65.3	6.65	13	3.2	5	1.2	67	32-231	89.8

RUSHING

YEAR	PLAYER	ATT	YDS	AVG	LG	TD
1968	Paul Robinson	238	1023	4.3	87	8
1969	Jess Phillips	118	578	4.9	83	3
1970	Jess Phillips	163	648	4.0	76	4
1971	Fred Willis	135	590	4.4	36	7
1972	Essex Johnson	212	825	3.9	19	4
1973	Essex Johnson	195	997	5.1	46	4
1974	Charlie Davis	72	375	5.2	29	0
1975	Boobie Clark	167	594	3.6	17	4
1976	Boobie Clark	151	671	4.4	24	7
1977	Pete Johnson	153	585	3.8	65	4
1978	Pete Johnson	180	762	4.2	50	7
1979	Pete Johnson	243	865	3.6	35	14
1980	Pete Johnson	186	747	4.0	57	6
1981	Pete Johnson	274	1077	3.9	39	12
1982	Pete Johnson	156	622	4.0	21	7
1983	Pete Johnson	210	763	3.6	16	14
1984	Larry Kinnebrew	154	623	4.0	23	9
1985	James Brooks	192	929	4.8	39	7
1986	James Brooks	205	1087	5.3	56	5
1987	Larry Kinnebrew	145	570	3.9	52	8
1988	Ickey Woods	203	1066	5.3	56	15
1989	James Brooks	221	1239	5.6	65	7
1990	James Brooks	195	1004	5.1	56	5
1991	Harold Green	158	731	4.6	75	2
1992	Harold Green	265	1170	4.4	53	2
1993	Harold Green	215	589	2.7	25	0
1994	Derrick Fenner	141	468	3.3	21	1
1995	Harold Green	171	661	3.9	23	2
1996	Garrison Hearst	225	847	3.8	24	0
1997	Corey Dillon	233	1129	4.8	71	10
1998	Corey Dillon	262	1130	4.3	66	4
1999	Corey Dillon	263	1200	4.6	50	5
2000	Corey Dillon	315	1435	4.6	80	7
2001	Corey Dillon	340	1315	3.9	96	10
2002	Corey Dillon	314	1311	4.2	67	7
2003	Rudi Johnson	215	957	4.5	54	9
2004	Rudi Johnson	361	1454	4.0	52	12
2005	Rudi Johnson	337	1458	4.3	33	12
2006	Rudi Johnson	341	1309	3.8	22	12
2007	Kenny Watson	178	763	4.3	24	7
2008	Cedric Benson	214	747	3.5	46	2
2009	Cedric Benson	301	1251	4.2	42	6
2010	Cedric Benson	321	1111	3.5	26	7
2011	Cedric Benson	273	1067	3.9	42	6
2012	BenJarvus Green-Ellis	278	1094	3.9	48	6
2013	BenJarvus Green-Ellis	220	756	3.4	25	7
2014	Jeremy Hill	222	1124	5.1	85	9
2015	Jeremy Hill	223	794	3.6	38	11
2016	Jeremy Hill	222	839	3.8	74	9
2017	Joe Mixon	178	626	3.5	25	4
2018	Joe Mixon	237	1168	4.9	51	8
2019	Joe Mixon	278	1137	4.1	41	5
2020	Joe Mixon	119	428	3.6	34	3

RECEPTIONS

YEAR	PLAYER	REC	YDS	AVG	LG	TD
1968	Bob Trumpy	37	639	17.3	80	3
1969	Eric Crabtree	40	855	21.4	73	7
1970	Chip Myers	32	542	16.9	56	1
1971	Bob Trumpy	40	531	13.3	44	3
1972	Chip Myers	57	792	13.9	42	3
1973	Isaac Curtis	45	843	18.7	77	9
	Boobie Clark	45	347	7.7	39	0
1974	Chip Myers	32	383	12.0	22	1
1975	Isaac Curtis	44	934	21.2	55	7
1976	Isaac Curtis	41	766	18.7	85	6
1977	Billy Brooks	39	772	19.8	94	4
1978	Isaac Curtis	47	737	15.7	57	3
1979	Don Bass	58	724	12.5	50	3
1980	Dan Ross	56	724	12.9	37	4
1981	Dan Ross	71	910	12.8	37	5
1982	Cris Collinsworth	49	700	14.3	50	1
1983	Cris Collinsworth	66	1130	17.1	63	5
1984	Cris Collinsworth	64	989	15.5	57	6
1985	Cris Collinsworth	65	1125	17.3	71	5
1986	Cris Collinsworth	62	1024	16.5	46	10
1987	Eddie Brown	44	608	13.8	47	3
1988	Eddie Brown	53	1273	24.0	86	9
1989	Tim McGee	65	1211	18.6	74	8
1990	Eddie Brown	44	706	16.0	50	9
1991	Eddie Brown	59	827	14.0	53	2
1992	Harold Green	41	214	5.2	19	0
1993	Jeff Query	56	654	11.7	51	4
1994	Carl Pickens	71	1127	15.9	70	11
1995	Carl Pickens	99	1234	12.5	68	17
1996	Carl Pickens	100	1180	11.8	61	12
1997	Darnay Scott	54	797	14.8	77	5
1998	Carl Pickens	82	1023	12.5	67	5
1999	Darnay Scott	68	1022	15.0	76	7
2000	Peter Warrick	51	592	11.6	46	4
2001	Peter Warrick	70	667	9.5	33	1
2002	Chad Johnson	69	1166	16.9	72	5
2003	Chad Johnson	90	1355	15.1	82	10
2004	Chad Johnson	95	1274	13.4	53	9
2005	Chad Johnson	97	1432	14.8	70	9
2006	T.J. Houshmandzadeh	90	1081	12.0	40	9
2007	T.J. Houshmandzadeh	112	1143	10.2	42	12
2008	T.J. Houshmandzadeh	92	904	9.8	46	4
2009	Chad Johnson	72	1047	14.5	50	9
2010	Terrell Owens	72	983	13.7	78	9
2011	A.J. Green	65	1057	16.3	58	7
2012	A.J. Green	97	1350	13.9	73	11
2013	A.J. Green	98	1426	14.6	82	11
2014	A.J. Green	69	1041	15.1	81	6
2015	A.J. Green	86	1297	15.1	80	10
2016	A.J. Green	66	964	14.6	54	4
2017	A.J. Green	75	1078	14.4	77	8
2018	Tyler Boyd	76	1028	13.5	49	7
2019	Tyler Boyd	90	1046	11.6	47	5
2020	Tyler Boyd	79	841	10.6	72	4

RECEIVING YARDS

YEAR	PLAYER	YDS	REC	AVG	LG	TD
1968	Bob Trumpy	639	37	17.3	80	3
1969	Eric Crabtree	855	40	21.4	73	7
1970	Chip Myers	542	32	16.9	56	1
1971	Bob Trumpy	531	40	13.3	44	3
1972	Chip Myers	792	57	13.9	42	3
1973	Isaac Curtis	843	45	18.7	77	9
1974	Isaac Curtis	633	30	21.1	77	10
1975	Isaac Curtis	934	44	21.2	55	7
1976	Isaac Curtis	766	41	18.7	85	6
1977	Billy Brooks	772	39	19.8	94	4
1978	Isaac Curtis	737	47	15.7	57	3
1979	Don Bass	724	58	12.5	50	3
1980	Dan Ross	724	56	12.9	37	4
1981	Cris Collinsworth	1009	67	15.1	74	8
1982	Cris Collinsworth	700	49	14.3	50	1
1983	Cris Collinsworth	1130	66	17.1	63	5
1984	Cris Collinsworth	989	64	15.5	57	6
1985	Cris Collinsworth	1125	65	17.3	71	5
1986	Cris Collinsworth	1024	62	16.5	46	10
1987	Eddie Brown	608	44	13.8	47	3
1988	Eddie Brown	1273	53	24.0	86	9
1989	Tim McGee	1211	65	18.6	74	8
1990	Tim McGee	737	43	17.1	52	1
1991	Eddie Brown	827	59	14.0	53	2
1992	Tim McGee	408	35	11.7	36	3
1993	Jeff Query	654	56	11.7	51	4
1994	Carl Pickens	1127	71	15.9	70	11
1995	Carl Pickens	1234	99	12.5	68	17
1996	Carl Pickens	1180	100	11.8	61	12
1997	Darnay Scott	797	54	14.8	77	5
1998	Carl Pickens	1023	82	12.5	67	5
1999	Darnay Scott	1022	68	15.0	76	7
2000	Peter Warrick	592	51	11.6	46	4
2001	Darnay Scott	819	57	14.4	49	2
2002	Chad Johnson	1166	69	16.9	72	5
2003	Chad Johnson	1355	90	15.1	82	10
2004	Chad Johnson	1274	95	13.4	53	9
2005	Chad Johnson	1432	97	14.8	70	9
2006	Chad Johnson	1369	87	15.7	74	7
2007	Chad Johnson	1440	93	15.5	70	8
2008	T.J. Houshmandzadeh	904	92	9.8	46	4
2009	Chad Johnson	1047	72	14.5	50	9
2010	Terrell Owens	983	72	13.7	78	9
2011	A.J. Green	1057	65	16.3	58	7
2012	A.J. Green	1350	97	13.9	73	11
2013	A.J. Green	1426	98	14.6	82	11
2014	A.J. Green	1041	69	15.1	81	6
2015	A.J. Green	1297	86	15.1	80	10
2016	A.J. Green	964	66	14.6	54	4
2017	A.J. Green	1078	75	14.4	77	8
2018	Tyler Boyd	1028	76	13.5	49	7
2019	Tyler Boyd	1046	90	11.6	47	5
2020	Tee Higgins	908	67	13.6	67	6

PUNTING									
YEAR	PLAYER	NO	YDS	AVG	NET	TB	IN-20	LG	BLK.
1968	Dale Livingston	70	3036	43.4	—	2	—	66	0
1969	Dale Livingston	70	2769	39.6	—	5	—	55	1
1970	Dave Lewis	79	3651	46.2	—	9	—	63	0
1971	Dave Lewis	72	3229	44.8	—	8	—	56	0
1972	Dave Lewis	66	2777	42.1	—	6	—	60	0
1973	Dave Lewis	68	2790	41.0	—	4	—	60	0
1974	Dave Green	66	2701	40.9	—	10	—	53	0
1975	Dave Green	68	2655	39.0	—	6	—	57	1
1976	Pat McNally	76	2999	39.5	—	6	—	61	0
1977	Pat McNally	67	2802	41.8	—	3	—	67	1
1978	Pat McNally	91	3919	43.1	—	10	—	65	0
1979	Pat McNally	89	3678	41.3	—	12	—	61	2
1980	Pat McNally	83	3390	40.8	—	12	—	61	2
1981	Pat McNally	72	3272	45.4	—	11	—	62	1
1982	Pat McNally	31	1201	38.7	—	4	—	53	0
1983	Pat McNally	67	2804	41.9	—	9	13	60	2
1984	Pat McNally	67	2832	42.3	—	8	19	61	0
1985	Pat McNally	57	2410	42.3	—	7	8	64	1
1986	Jeff Hayes	56	1965	35.1	—	3	11	52	2
1987	Scott Fulhage	52	2168	41.7	—	5	10	58	0
1988	Scott Fulhage	44	1672	38.0	—	5	13	53	2
1989	Lee Johnson	61	2446	40.1	30.2	11	14	62	2
1990	Lee Johnson	64	2705	42.3	34.3	8	12	70	0
1991	Lee Johnson	64	2795	43.7	34.7	6	15	62	0
1992	Lee Johnson	76	3196	42.1	35.9	9	15	64	0
1993	Lee Johnson	90	3954	43.9	36.6	12	24	60	0
1994	Lee Johnson	79	3461	43.8	35.3	9	19	64	1
1995	Lee Johnson	68	2861	42.1	38.6	4	26	61	0
1996	Lee Johnson	80	3630	45.4	34.4	17	16	67	1
1997	Lee Johnson	81	3471	42.9	35.9	8	27	66	0
1998	Lee Johnson	69	3083	44.7	35.6	8	14	69	1
1999	Will Brice	60	2475	41.3	32.1	4	12	72	2
2000	Daniel Pope	94	3775	40.2	33.1	14	18	57	0
2001	Nick Harris	84	3372	40.1	33.9	6	21	57	1
2002	Nick Harris	65	2608	40.1	31.4	4	11	57	1
2003	Kyle Richardson	49	1961	40.0	33.5	5	9	58	0
2004	Kyle Larson	83	3499	42.2	35.5	7	21	66	1
2005	Kyle Larson	60	2591	43.2	35.6	8	13	75	1
2006	Kyle Larson	77	3428	44.5	38.6	11	26	67	0
2007	Kyle Larson	59	2437	41.3	35.2	3	21	55	0
2008	Kyle Larson	100	3945	39.5	34.1	3	28	57	1
2009	Kevin Huber	86	3713	43.2	36.3	10	24	61	0
2010	Kevin Huber	71	2992	42.1	38.2	6	28	72	1
2011	Kevin Huber	91	4023	44.2	39.2	9	24	71	0
2012	Kevin Huber	76	3540	46.6	42.0	7	33	69	0
2013	Kevin Huber	66	2982	45.2	40.5	4	24	75	0
2014	Kevin Huber	73	3419	46.8	42.1	6	27	69	0
2015	Kevin Huber	68	3116	45.8	40.5	6	22	67	1
2016	Kevin Huber	78	3613	46.3	39.5	8	23	72	0
2017	Kevin Huber	88	4101	46.6	40.8	3	32	63	1
2018	Kevin Huber	71	3119	43.9	39.4	3	29	69	1
2019	Kevin Huber	75	3394	45.3	42.1	5	30	63	0
2020	Kevin Huber	71	3350	47.2	42.8	7	19	72	0

PUNT RETURNS							
YEAR	PLAYER	NO	FC	YDS	AVG	LG	TD
1968	Essex Johnson	22	2	111	5.0	45	0
1969	Essex Johnson	17	6	85	5.0	17	0
1970	Lemar Parrish	23	15	194	8.4	79	1
1971	Lemar Parrish	12	9	93	7.8	47	0
1972	Tommy Casanova	30	19	289	9.6	66	1
1973	Lemar Parrish	25	1	200	8.0	47	0
1974	Lemar Parrish	18	1	338	18.8	90	2
1975	Lyle Blackwood	23	0	123	5.3	31	0
1976	Willie Shelby	21	4	162	7.7	30	0
1977	Tony Davis	19	6	220	11.6	70	0
1978	Tony Davis	22	8	130	5.9	12	0
1979	Vaughn Lusby	32	4	260	8.1	40	0
1980	Cleotha Montgomery	31	7	223	7.2	42	0
1981	Mike Fuller	23	13	177	7.7	34	0
1982	Mike Fuller	17	8	95	5.6	13	0
1983	Mike Martin	23	3	227	9.9	19	0
1984	Mike Martin	24	5	376	15.7	55	0
1985	Mike Martin	32	8	268	8.4	26	0
1986	Ray Horton	11	3	111	10.1	25	0
1987	Mike Martin	28	5	277	9.9	21	0
1988	Ira Hillary	17	5	166	9.8	20	0
1989	Mike Martin	15	4	107	7.1	17	0
1990	Mitchell Price	29	14	251	8.7	66	1
1991	Mitchell Price	14	6	203	14.5	78	1
1992	Carl Pickens	18	9	229	12.7	95	1
1993	Patrick Robinson	43	6	305	7.1	36	0
1994	Corey Sawyer	26	16	307	11.8	82	1
1995	Eric Bieniemy	7	1	47	6.7	10	0
1996	Corey Sawyer	15	5	117	7.8	62	0
1997	Greg Myers	26	19	201	7.7	18	0
1998	Damon Gibson	27	19	218	8.1	65	1
1999	Damon Griffin	23	3	195	8.5	34	0
2000	Craig Yeast	34	14	225	6.6	27	0
2001	T.J. Houshmandzadeh	12	5	163	13.6	86	0
2002	T.J. Houshmandzadeh	24	4	117	4.9	34	0
2003	Peter Warrick	25	8	273	10.9	68	1
2004	Keiwan Ratliff	17	5	207	12.2	49	0
2005	Keiwan Ratliff	28	14	157	5.6	13	0
2006	Keiwan Ratliff	27	9	176	6.5	38	0
2007	Antonio Chatman	18	8	93	5.2	19	0
2008	Antonio Chatman	21	5	158	7.5	34	0
2009	Quan Cosby	40	19	474	11.9	60	0
2010	Quan Cosby	30	21	225	7.5	20	0
2011	Brandon Tate	51	17	543	10.6	56	1
2012	Adam Jones	26	0	301	11.6	81	1
2013	Brandon Tate	36	16	336	9.3	43	0
2014	Adam Jones	22	1	265	12.0	47	0
2015	Brandon Tate	27	11	171	6.3	18	0
2016	Alex Erickson	28	19	195	7.0	24	0
2017	Alex Erickson	39	19	278	7.1	29	0
2018	Alex Erickson	20	20	212	10.6	38	0
2019	Alex Erickson	25	16	157	6.3	17	0
2020	Alex Erickson	23	20	232	10.1	29	0

KICKOFF RETURNS						
YEAR	PLAYER	NO	YDS	AVG	LG	TD
1968	Warren McVea	14	310	22.1	30	0
1969	Ken Riley	14	334	23.9	40	0
1970	Lemar Parrish	16	482	30.1	95	1
1971	Paul Robinson	18	335	18.6	37	0
1972	Bernard Jackson	21	509	24.2	62	0
1973	Bernard Jackson	21	520	24.8	41	0
1974	Bernard Jackson	29	682	23.5	45	0
1975	Bernard Jackson	25	587	23.5	39	0
1976	Willie Shelby	30	761	25.4	97	1
1977	Willie Shelby	19	403	21.2	38	0
1978	Ray Griffin	37	787	21.3	39	0
1979	Deacon Turner	55	1149	20.9	36	0
1980	Cleotha Montgomery	44	843	19.2	40	0
1981	David Verser	29	691	23.8	78	0
1982	Rodney Tate	14	314	22.4	55	0
1983	John Simmons	14	317	22.6	36	0
1984	Stanford Jennings	22	452	20.5	46	0
1985	Mike Martin	48	1104	23.0	45	0
1986	Tim McGee	43	1007	23.4	94	0
1987	Barney Bussey	21	406	19.3	34	0
1988	Stanford Jennings	32	684	21.4	98	1
1989	Stanford Jennings	26	525	20.2	33	0
1990	Stanford Jennings	29	584	20.1	33	0
1991	Eric Ball	13	262	20.2	24	0
1992	Eric Ball	20	411	20.6	48	0
1993	Eric Ball	23	501	21.8	45	0
1994	Eric Ball	42	915	21.8	43	0
1995	David Dunn	50	1092	21.8	45	0
1996	David Dunn	35	782	22.3	90	1
1997	Eric Bieniemy	34	789	23.2	102	1
1998	Tremain Mack	45	1165	25.9	97	1
1999	Tremain Mack	51	1382	27.1	99	1
2000	Tremain Mack	50	1036	20.7	50	0
2001	Curtis Keaton	42	891	21.2	64	0
2002	Brandon Bennett	49	1231	25.1	94	1
2003	Brandon Bennett	53	1146	21.6	46	0
2004	Cliff Russell	39	872	22.4	40	0
2005	Tab Perry	64	1562	24.4	94	0
2006	Chris Perry	21	412	19.6	36	0
2007	Glenn Holt	59	1432	24.3	100	1
2008	Glenn Holt	46	1110	24.1	60	0
2009	Andre Caldwell	29	539	18.6	39	0
2010	Bernard Scott	56	1257	22.4	60	0
2011	Brandon Tate	42	998	23.8	45	0
2012	Brandon Tate	32	795	24.8	45	0
2013	Brandon Tate	35	914	26.1	71	0
2014	Adam Jones	27	844	31.3	97	0
2015	Brandon Tate	18	413	22.9	58	0
2016	Alex Erickson	29	810	27.9	84	0
2017	Alex Erickson	32	663	20.7	41	0
2018	Alex Erickson	40	1049	26.2	77	0
2019	Brandon Wilson	20	625	31.3	92	1
2020	Brandon Wilson	24	629	26.2	103	1

FIELD GOALS

YEAR PLAYER	1-19	20-29	30-39	40-49	50+	TOT
1968 Dale Livingston	4-6	5-7	3-6	1-6	0-1	13-26
1969 Horst Muhlmann	6-6	5-5	3-4	1-3	1-6	16-24
1970 Horst Muhlmann	4-4	5-7	9-11	3-9	4-6	25-37
1971 Horst Muhlmann	6-6	5-8	4-9	4-10	1-3	20-36
1972 Horst Muhlmann	6-7	6-10	9-12	5-8	1-3	27-40
1973 Horst Muhlmann	5-5	6-7	5-9	4-6	1-4	21-31
1974 Horst Muhlmann	1-1	2-2	5-9	3-6	0-0	11-18
1975 Dave Green	1-1	5-8	1-7	3-5	0-0	10-21
1976 Chris Bahr	1-1	6-8	2-4	3-8	2-6	14-27
1977 Chris Bahr	1-1	10-11	4-8	4-6	0-1	19-27
1978 Chris Bahr	0-0	5-7	4-8	6-12	1-3	16-30
1979 Chris Bahr	0-0	4-6	3-7	4-8	2-2	13-23
1980 Ian Sunter	0-0	7-7	3-7	1-5	0-1	11-20
1981 Jim Breech	0-0	9-11	7-9	5-11	1-1	22-32
1982 Jim Breech	2-2	3-3	5-6	3-5	1-2	14-18
1983 Jim Breech	2-2	7-7	5-7	2-5	0-2	16-23
1984 Jim Breech	0-0	9-10	10-12	3-4	0-5	22-31
1985 Jim Breech	0-0	7-8	12-13	4-6	1-6	24-33
1986 Jim Breech	1-2	4-5	5-7	5-14	2-4	17-32
1987 Jim Breech	0-0	6-7	12-12	6-11	0-0	24-30
1988 Jim Breech	1-1	5-5	3-4	2-5	0-1	11-16
1989 Jim Breech	0-0	9-9	3-4	0-1	0-0	12-14
1990 Jim Breech	0-0	6-6	5-6	6-9	0-0	17-21
1991 Jim Breech	0-0	9-10	8-10	5-6	1-3	23-29
1992 Jim Breech	0-0	8-8	7-7	4-11	0-1	19-27
1993 Doug Pelfrey	0-0	8-8	6-10	8-10	2-3	24-31
1994 Doug Pelfrey	1-1	8-8	8-10	9-10	2-4	28-33
1995 Doug Pelfrey	0-0	8-9	10-11	10-14	1-2	29-36
1996 Doug Pelfrey	1-1	7-7	10-11	5-9	0-0	23-28
1997 Doug Pelfrey	0-0	4-4	3-3	5-7	0-2	12-16
1998 Doug Pelfrey	1-1	4-4	6-7	6-10	2-5	19-27
1999 Doug Pelfrey	1-1	9-11	7-12	0-2	1-1	18-27
2000 Neil Rackers	0-0	5-5	5-9	2-7	0-0	12-21
2001 Neil Rackers	0-0	4-6	8-11	4-9	1-2	17-28
2002 Neil Rackers	2-2	5-5	3-3	3-5	2-3	15-18
2003 Shayne Graham	0-0	5-5	10-10	7-8	0-2	22-25
2004 Shayne Graham	0-0	7-7	10-12	7-8	3-4	27-31
2005 Shayne Graham	0-0	11-11	10-11	7-9	0-1	28-32
2006 Shayne Graham	0-0	9-9	8-9	6-8	2-4	25-30
2007 Shayne Graham	1-1	11-12	13-13	6-7	0-1	31-34
2008 Shayne Graham	1-1	5-5	6-7	9-11	0-0	21-24
2009 Shayne Graham	0-0	10-11	8-10	3-3	2-4	23-28
2010 Mike Nugent	0-0	5-5	7-7	1-3	2-4	15-19
2011 Mike Nugent	0-0	14-14	5-8	14-16	0-0	33-38
2012 Mike Nugent	2-2	5-5	5-5	6-9	1-2	19-23
2013 Mike Nugent	0-0	2-2	6-7	7-9	3-4	18-22
2014 Mike Nugent	0-0	6-6	10-12	10-12	0-3	26-33
2015 Mike Nugent	0-0	6-6	5-6	10-13	2-3	23-28
2016 Mike Nugent	0-0	9-9	9-10	5-7	0-3	23-29
2017 Randy Bullock	0-0	6-6	7-8	4-5	1-1	18-20
2018 Randy Bullock	0-0	4-4	7-8	6-6	2-5	19-23
2019 Randy Bullock	0-0	10-10	6-6	10-12	1-3	27-31
2020 Randy Bullock	0-0	3-3	8-10	7-8	3-5	21-26

INTERCEPTIONS

YEAR PLAYER	NO	YDS	AVG	LG	TD
1968 Jess Phillips	3	26	8.7	23	0
1969 Fletcher Smith	4	67	16.8	29	0
Bobby Hunt	4	66	16.5	27	0
Ken Riley	4	66	16.5	66	0
Bill Peterson	4	23	5.8	17	0
1970 Lemar Parrish	5	28	5.6	19	0
1971 Lemar Parrish	7	105	15.0	65t	1
1972 Tommy Casanova	5	108	21.6	33	0
Lemar Parrish	5	90	18.0	33t	2
1973 Tommy Casanova	4	33	8.3	16	0
1974 Ken Riley	5	33	6.6	19	0
1975 Ken Riley	6	76	12.7	30t	1
1976 Ken Riley	9	141	15.7	53t	1
1977 Lemar Parrish	3	95	31.7	47t	1
Reggie Williams	3	67	22.3	54t	1
1978 Dick Jauron	4	52	13.0	24t	1
1979 Dick Jauron	6	41	6.8	12	0
1980 Louis Breedon	7	91	13.0	29	0
1981 Ken Riley	5	6	1.2	6	0
1982 Ken Riley	5	88	17.6	56t	1
1983 Ken Riley	8	89	11.1	42t	2
1984 Louis Breedon	4	96	24.0	70	0
Robert Jackson	4	32	8.0	28t	1
Bobby Kemp	4	27	6.8	14	0
1985 James Griffin	7	116	16.6	33	1
1986 Louis Breedon	7	72	10.3	36t	1
1987 Robert Jackson	3	49	16.3	29	0
David Fulcher	3	30	10.0	28	0
1988 Eric Thomas	7	61	8.7	37	0
1989 David Fulcher	8	87	10.9	22	0
1990 Barney Bussey	4	37	9.3	18	0
David Fulcher	4	20	5.0	18	0
1991 David Fulcher	4	51	12.8	27t	1
1992 Darryl Williams	4	65	16.3	30	0
1993 Mike Brim	3	74	24.7	30	1
1994 Louis Oliver	3	36	12.0	19	0
1995 Bracey Walker	4	56	14.0	23	0
1996 Ashley Ambrose	8	63	7.9	31t	1
1997 Corey Sawyer	4	44	11.0	37	0
Sam Shade	3	33	11.0	32	0
Artrell Hawkins	3	21	7.0	12	0
1999 Rodney Heath	3	72	24.0	58t	1
2000 Tom Carter	2	40	20.0	30	0
Takeo Spikes	2	12	6.0	7	0
2001 Kevin Kaesviharn	3	41	13.7	29	0
Artrell Hawkins	3	26	8.7	22	0
2002 Artrell Hawkins	2	102	51.0	102t	1
Kevin Kaesviharn	2	17	8.5	17	0
2003 Tory James	4	56	14.0	31	0
2004 Tory James	8	66	8.3	23	0
2005 Deltha O'Neal	10	103	10.3	37	0
2006 Kevin Kaesviharn	6	24	4.0	22	0
2007 Leon Hall	5	16	3.2	12	0
2008 Leon Hall	3	87	29.0	50t	1
2009 Johnathan Joseph	6	92	15.3	32	1
Leon Hall	6	47	7.8	26	0
2010 Leon Hall	4	19	4.8	22	0
2011 Reggie Nelson	4	115	28.8	75t	1
2012 Chris Crocker	3	52	17.3	29	0
Reggie Nelson	3	10	3.3	10	0
2013 Adam Jones	3	60	20.0	60t	1
Dre Kirkpatrick	3	21	7.0	21t	1
2014 Reggie Nelson	4	30	7.5	31	0
2015 Reggie Nelson	8	115	14.4	37	0
2016 George Iloka	3	21	7.0	21	0
Dre Kirkpatrick	3	21	7.0	21	0
Shawn Williams	3	14	4.7	13	0
2017 Darqueze Dennard	2	109	54.5	89t	1
2018 Shawn Williams	5	131	26.2	58t	1
2019 Darius Phillips	4	82	20.5	28	0
2020 Jessie Bates III	3	12	4.0	12	0

SACKS

YEAR PLAYER	SKS	YDS
1976 Coy Bacon	22	217
1977 Gary Burley	8.5	71.5
1978 Ross Browner	6.5	73.5
1979 Ross Browner	6	36.5
1980 Eddie Edwards	12	105
1981 Reggie Williams	11	90
1982 Eddie Edwards	6	53
1983 Eddie Edwards	13	94.5
1984 Eddie Edwards	9	68
Reggie Williams	9	55
1985 Ross Browner	9	69
1986 Emmanuel King	9	88
1987 Reggie Williams	6	45
1988 Jim Skow	9.5	86.5
1989 Jason Buck	6	46
1990 James Francis	8	65
1991 Tim Krumrie	4	26
1992 Alfred Williams	10	70
1993 Daniel Stubbs	5	31
1994 Alfred Williams	9.5	62
1995 John Copeland	9	61
1996 Dan Wilkinson	6.5	51.5
1997 Gerald Dixon	8.5	55.5
1998 Reinard Wilson	6	39.5
1999 Michael Bankston	6	30
2000 Steve Foley	4	16
Oliver Gibson	4	17
Cory Hall	4	32
2001 Reinard Wilson	9	47.5
2002 Justin Smith	6.5	56
2003 Duane Clemons	6	46
John Thornton	6	42
2004 Justin Smith	8	70.5
2005 Justin Smith	6	24
2006 Robert Geathers	10.5	62.5
2007 Robert Geathers	3.5	26
2008 Chinedum Ndukwe	3	25
Antwan Odom	3	28
John Thornton	3	25
2009 Antwan Odom	8	51
2010 Carlos Dunlap	9.5	77.5
2011 Geno Atkins	7.5	37.5
2012 Geno Atkins	12.5	90
2013 Carlos Dunlap	7.5	40.5
Wallace Gilberry	7.5	56.5
2014 Carlos Dunlap	8	49.5
2015 Carlos Dunlap	13.5	91.5
2016 Geno Atkins	9	63
2017 Geno Atkins	9	65.5
2018 Geno Atkins	10	55
2019 Carlos Dunlap	9	63
2020 Carl Lawson	5.5	31

ALL-TIME INDIVIDUAL STATISTICS

ALL-TIME SCORING

Order based on total points. Updated through 2020 season.

Players active with Bengals as of July 19, 2021 are listed in bold.

NAME, POS., YEARS	TD-R	TD-P	TD-PR	TD-KR	TD-INT	TD-FR*	PAT*	2-PT-CON.	FG	S	PTS	
Jim Breech, K 1980-92.....	0	0	0	0	0	0	476	0	225	0	1151	
Shayne Graham, K 2003-09.....	0	0	0	0	0	0	248	0	177	0	779	
Mike Nugent, K 2010-16.....	0	0	0	0	0	0	247	0	157	0	718	
Doug Pelfrey, K 1993-99.....	0	0	0	0	0	0	201	0	153	0	660	
Horst Muhlmann, K 1969-74.....	0	0	0	0	0	0	189	0	120	0	549	
Pete Johnson, RB 1977-83.....	64	6	0	0	0	0	—	0	—	0	420	
Chad Johnson, WR 2001-10.....	0	66	0	0	0	0	—	0	—	0	396	
Randy Bullock, K 2016-20.....	0	0	0	0	0	0	124	0	90	0	394	
A.J. Green, WR 2011-20.....	0	65	0	0	0	0	—	0	—	0	390	
Carl Pickens, WR/PR 1992-99.....	0	63	1	0	0	0	—	2	—	0	388	
James Brooks, RB 1984-91.....	37	27	0	0	0	0	—	0	—	0	384	
Isaac Curtis, WR 1973-84.....	0	53	0	0	0	0	—	0	—	0	318	
Chris Bahr, K 1976-79.....	0	0	0	0	0	0	130	0	62	0	316	
Corey Dillon, RB 1997-2003.....	45	5	0	0	0	0	—	0	—	0	300	
Rudi Johnson, RB 2001-07.....	48	1	0	0	0	0	—	1	—	0	296	
Eddie Brown, WR 1985-91.....	0	41	0	0	0	0	—	0	—	0	246	
Larry Kinnebrew, RB 1983-87.....	37	3	0	0	0	0	—	0	—	0	240	
T.J. Houshmandzadeh, WR/PR 2001-08.....	1	37	0	0	0	0	—	0	—	0	228	
Cris Collinsworth, WR 1981-88.....	0	36	0	0	0	0	—	0	—	0	216	
Darnay Scott, WR 1994-2001.....	0	36	0	0	0	0	—	0	—	0	216	
Bob Trumpy, TE/WR 1968-77.....	0	35	0	0	0	0	—	0	—	0	210	
Neil Rackers, K 2000-02.....	0	0	0	0	0	0	74	0	44	0	206	
Rodney Holman, TE 1982-92.....	0	34	0	0	0	0	—	0	—	0	204	
Giovanni Bernard, RB 2013-20.....	22	11	0	0	0	0	—	0	—	0	198	
Jeremy Hill, RB 2014-17.....	29	1	0	0	0	0	—	1	—	0	182	
Essex Johnson, RB 1968-75.....	18	11	0	0	0	0	—	0	—	0	174	
Boobie Clark, FB 1973-78.....	25	2	0	0	0	0	—	0	—	0	162	
Ickey Woods, FB 1988-91.....	27	0	0	0	0	0	—	0	—	0	162	
Tim McGee, WR/KOR 1986-92, 94-95.....	0	25	0	0	0	0	—	0	—	0	150	
Joe Mixon, RB 2017-20.....	20	5	0	0	0	0	—	0	—	0	150	
Tyler Eifert, TE 2013-19.....	0	24	0	0	0	0	—	1	—	0	146	
Jermaine Gresham, TE 2010-14.....	0	24	0	0	0	0	—	1	—	0	146	
Andy Dalton, QB 2011-19.....	22	1	0	0	0	0	—	1	—	0	140	
Cedric Benson, RB 2008-11.....	21	1	0	0	0	0	—	0	—	1	134	
Peter Warrick, WR/PR 2000-04.....	2	18	2	0	0	0	—	0	—	0	132	
Chris Henry, WR 2005-09.....	0	21	0	0	0	0	—	0	—	0	126	
Paul Robinson, RB/KOR 1968-72.....	19	2	0	0	0	0	—	0	—	0	126	
Tony McGee, TE 1993-2001.....	0	20	0	0	0	0	—	1	—	0	122	
Ken Anderson, QB 1971-86.....	20	0	0	0	0	0	—	0	—	0	120	
Tyler Boyd, WR 2016-20.....	19	0	0	0	0	0	—	0	—	0	114	
Stanford Jennings, RB/KOR 1984-90.....	9	9	0	1	0	0	—	0	—	0	114	
Ki-Jana Carter, RB 1995-99.....	16	1	0	0	0	0	—	0	—	0	102	
Dan Ross, TE 1979-83, 85.....	0	16	0	0	0	0	—	0	—	0	96	
Charles Alexander, HB/FB 1979-85.....	13	2	0	0	0	0	—	0	—	0	90	
Marvin Jones, WR 2012-15.....	0	15	0	0	0	0	—	0	—	0	90	
Don Bass, WR/TE 1978-81.....	0	13	0	0	0	1	—	0	—	0	84	
Mohamed Sanu, WR 2012-15.....	2	11	0	0	0	0	—	1	—	0	80	
Stan Fritts, RB 1975-76.....	11	2	0	0	0	0	—	0	—	0	78	
BenJarvus Green-Ellis, RB 2012-13.....	13	0	0	0	0	0	—	0	—	0	78	
Archie Griffin, RB 1976-83.....	7	6	0	0	0	0	—	0	—	0	78	
Lemar Parrish, CB/PR/KOR 1970-77.....	0	0	4	1	4	4	—	0	—	0	78	
Stanley Wilson, RB 1983-84, 86, 88.....	11	2	0	0	0	0	—	0	—	0	78	
Lenvil Elliott, RB 1973-78.....	3	9	0	0	0	0	—	0	—	0	72	
Chip Myers, WR 1969-76.....	0	12	0	0	0	0	—	0	—	0	72	
Dave Green, P/K 1974-75.....	0	0	0	0	0	0	40	0	10	0	70	
Eric Ball, FB/KOR 1989-94.....	8	3	0	0	0	0	—	0	—	0	66	
Eric Crabtree, WR 1969-71.....	0	11	0	0	0	0	—	0	—	0	66	
Derrick Fenner, FB 1992-94.....	9	2	0	0	0	0	—	0	—	0	66	
Harold Green, RB 1990-95.....	8	3	0	0	0	0	—	0	—	0	66	
Jeff Blake, QB 1994-99.....	10	0	0	0	0	0	—	2	—	0	64	
Doug Dressler, RB 1970-74.....	9	1	0	0	0	0	—	0	—	0	60	
M.L. Harris, TE 1980-85.....	0	10	0	0	0	0	—	0	—	0	60	
Jess Phillips, RB/DB 1968-72.....	8	2	0	0	0	0	—	0	—	0	60	
John Ross III, WR 2017-20.....	0	10	0	0	0	0	—	0	—	0	60	
Craig Taylor, RB 1989-91.....	7	3	0	0	0	0	—	0	—	0	60	
Dale Livingston, P/K 1968-69.....	0	0	0	0	0	0	20	0	13	0	59	
Steve Kreider, WR 1979-86.....	0	9	0	0	0	0	2	0	—	0	56	
Matt Schobel, TE 2002-05.....	0	9	0	0	0	0	—	1	—	0	56	
Bruce Coslet, TE 1969-76.....	0	9	0	0	0	0	—	0	—	0	54	
Brandon LaFell, WR 2016-17.....	0	9	0	0	0	0	—	0	—	0	54	
Terrell Owens, WR 2010.....	0	9	0	0	0	0	—	0	—	0	54	
Speedy Thomas, WR 1969-72.....	1	8	0	0	0	0	—	0	—	0	54	
Kelley Washington, WR 2003-06.....	0	9	0	0	0	0	—	0	—	0	54	
Kenny Watson, RB 2003-08.....	8	1	0	0	0	0	—	0	—	0	54	
Jeremi Johnson, FB 2003-09.....	2	6	0	0	0	0	—	0	—	0	48	
Tyler Kroft, TE 2015-18.....	0	8	0	0	0	0	—	0	—	0	48	
Ian Sunter, K 1980.....	0	0	0	0	0	0	15	0	11	0	48	
C.J. Uzomah, TE 2015-20.....	8	0	0	0	0	0	—	0	—	0	48	
Eric Bieniemy, RB/KOR 1995-98.....	6	0	0	1	0	0	—	0	—	0	42	
Brandon Bennett, RB/KOR 1998-2003.....	5	1	0	1	0	0	—	0	—	0	42	
Billy Brooks, WR 1976-79.....	0	7	0	0	0	0	—	0	—	0	42	
Jeff Query, WR 1992-95.....	0	7	0	0	0	0	—	0	—	0	42	
Jerome Simpson, WR 2008-11.....	0	7	0	0	0	0	—	0	—	0	42	
Ed Williams, RB 1974-75.....	5	2	0	0	0	0	—	0	—	0	42	
Fred Willis, RB 1971-72.....	7	0	0	0	0	0	—	0	—	0	42	
Josh Brown, K 2012.....	0	0	0	0	0	0	8	0	11	0	41	
Andre Caldwell, WR/KOR 2008-11.....	0	6	0	0	0	0	—	0	—	0	36	
Tee Higgins, WR 2020.....	6	0	0	0	0	0	—	0	—	0	36	
Charlie Joiner, WR 1972-75.....	0	6	0	0	0	0	—	0	—	0	36	
Mike Martin, WR/PR/KOR 1983-89.....	0	6	0	0	0	0	—	0	—	0	36	
Jack Thompson, QB 1979-82.....	6	0	0	0	0	0	—	0	—	0	36	
Carson Palmer, QB 2003-10.....	5	0	0	0	0	0	—	1	—	0	32	
Laveranues Coles, WR 2009.....	0	5	0	0	0	0	—	0	—	0	30	
Tony Davis, RB/PR 1976-78.....	5	0	0	0	0	0	—	0	—	0	30	
David Dunn, WR/KOR 1995-98.....	0	4	0	1	0	0	—	0	—	0	30	
Boomer Esiason, QB 1984-92, 97.....	5	0	0	0	0	0	—	0	—	0	30	
Eric Kattus, TE 1986-91.....	0	5	0	0	0	0	—	0	—	0	30	
Jon Kitna, QB 2001-05.....	5	0	0	0	0	0	—	0	—	0	30	
Pat McInally, P/WR 1976-85.....	0	5	0	0	0	0	—	0	—	0	30	
Ken Riley, CB 1969-83.....	0	0	0	0	5	0	—	0	—	0	30	
Bernard Scott, RB/KOR 2009-13.....	4	0	0	1	0	0	—	0	—	0	30	
Clint Stitzer, K 2010.....	0	0	0	0	0	0	—	8	0	7	29	
Brian Milne, RB 1996-99.....	4	0	0	0	0	0	—	—	1	—	0	26
Austin Seibert, K 2020.....	0	0	0	0	0	0	—	8	0	6	26	
Virgil Carter, QB 1970-73.....	4	0	0	0	0	0	—	0	—	1	0	25
Rex Burkhead, RB 2013-16.....	3	1	0	0	0	0	—	0	—	0	24	
Tommy Casanova, S/PR 1972-77.....	0	0	1	0	2	1	—	0	—	0	24	
Damon Gibson, WR/PR 1998.....	0	3	1	0	0	0	—	0	—	0	24	
Andrew Hawkins, WR 2011-13.....	0	4	0	0	0	0	—	0	—	0	24	
James Hundon, WR/KOR 1996-99.....	0	4	0	0	0	0	—	0	—	0	24	
Johnathan Joseph, CB 2006-10.....	0	0	0	0	3	1	—	0	—	0	24	
Anthony Munoz, OT 1980-92.....	0	4	0	0	0	0	—	0	—	0	24	
Chris Perry, RB 2004-08.....	2	2	0	0	0	0	—	0	—	0	24	
Brandon Tate, WR/KOR/PR 2011-15.....	0	3	1	0	0	0	—	0	—	0	24	
Reggie Williams, LB 1976-89.....	0	0	0	0	1	1	—	0	—	2	22	
Ron Dugans, WR 2000-02.....	0	3	0	0	0	0	—	0	—	1	20	
James Francis, LB 1990-98.....	0	0	0	0	3	0	—	0	—	1	20	
Jim Gallery, K 1989.....	0	0	0	0	0	0	13	0	2	0	19	
Joe Burrow, QB 2020.....	3	0	0	0	0	0	—	0	—	0	18	
Al Beauchamp, LB 1968-75.....	0	0	0	0	2	1	—	0	—	0	18	
Carlos Dunlap, DE 2010-20.....	0	0	0	0	2	1	—	0	—	0	18	
James Griffin, S 1983-85.....	0	0	0	0	3	0	—	0	—	0	18	
Ray Griffin, CB/KOR 1978-84.....	0	0	0	0	3	0	—	0	—	0	18	
Leon Hall, CB 2007-15.....	0	0	0	0	3	0	—	0	—	0	18	
Adam Jones, CB/PR/KOR 2010-17.....	0	0	1	0	1	1	—	0	—	0	18	
Reggie Kelly, TE 2003-10.....	0	3	0	0	0	0	—	0	—			

(All-time individual statistics — scoring, continued)

Greg Cook, QB 1969-74.....	1	0	0	0	0	0	—	0	—	0	6
John Copeland, DE/DT 1993-2000.....	0	0	0	0	0	1	—	0	—	0	6
Jim Corbett, TE 1977-80.....	0	1	0	0	0	0	—	0	—	0	6
Neal Craig, S 1971-73.....	0	0	0	0	1	0	—	0	—	0	6
Chris Crocker, S 2008-13.....	0	0	0	0	1	0	—	0	—	0	6
Darqueze Dennard, CB 2014-19.....	0	0	0	0	1	0	—	0	—	0	6
Mike Dingle, RB 1991-92.....	0	1	0	0	0	0	—	0	—	0	6
DeDe Dorsey, RB 2007-08.....	0	0	0	0	0	0	—	0	—	0	6
Tony Dye, S 2012-13.....	0	0	0	0	0	0	—	0	—	0	6
Eddie Edwards, DE 1977-88.....	0	0	0	0	0	1	—	0	—	0	6
Alex Erickson, WR/PR/KOR 2016-20.....	0	1	0	0	0	0	—	0	—	0	6
Jonathan Fanene, DE/DT 2005-11.....	0	0	0	0	1	0	—	0	—	0	6
Danny Farmer, WR 2000-02.....	0	1	0	0	0	0	—	0	—	0	6
Clayton Fejedelem, S 2016-19.....	0	0	0	0	0	1	—	0	—	0	6
Ryan Finley, QB 2019-20.....	1	0	0	0	0	0	—	0	—	0	6
Wallace Gilberry, DE 2012-16.....	0	0	0	0	0	1	—	0	—	0	6
Jim Griffin, DE 1968.....	0	0	0	0	0	1	—	0	—	0	6
Cliff Groce, FB 1999-2000.....	1	0	0	0	0	0	—	0	—	0	6
Kevin Hardy, LB 2003-04.....	0	0	0	0	0	1	—	0	—	0	6
Jim Hargrove, RB 1981.....	1	0	0	0	0	0	—	0	—	0	6
Bo Harris, LB 1975-82.....	0	0	0	0	1	0	—	0	—	0	6
Artrell Hawkins, CB 1998-2003.....	0	0	0	0	1	0	—	0	—	0	6
Jeff Hayes, P 1986.....	1	0	0	0	0	0	—	0	—	0	6
Rodney Heath, CB 1999-2001.....	0	0	0	0	1	0	—	0	—	0	6
Sam Hubbard, DE 2018-20.....	0	0	0	0	0	1	—	0	—	0	6
Bobby Hunt, S 1968-69.....	1	0	0	0	0	0	—	0	—	0	6
William Jackson III, CB 2016-20.....	0	0	0	0	1	0	—	0	—	0	6
Lynn James, WR 1990-91.....	0	1	0	0	0	0	—	0	—	0	6
Dick Jauron, S 1978-81.....	0	0	0	0	1	0	—	0	—	0	6
Bill Johnson, RB 1985-87.....	1	0	0	0	0	0	—	0	—	0	6
Landon Johnson, LB 2004-07.....	0	0	0	0	0	1	—	0	—	0	6
Lee Johnson, P/K 1988-98.....	0	0	0	0	0	0	—	0	2	0	6
Michael Johnson, DE/LB 2009-13, '15-18.....	0	0	0	0	1	0	—	0	—	0	6
Roger Jones, CB 1994-96.....	0	0	0	0	1	0	—	0	—	0	6
Kevin Kaesviharn, S/CB 2001-06.....	0	0	0	0	0	1	—	0	—	0	6
Ethan Kilmer, S 2006-08.....	0	0	0	0	1	0	—	0	—	0	6
Charlie King, CB 1968-69.....	0	0	0	0	1	0	—	0	—	0	6
Howie Kurnick, LB 1979-80.....	0	0	0	0	0	1	—	0	—	0	6
Kyle Larson, P 2004-08.....	1	0	0	0	0	0	—	0	—	0	6
Matt Lengel, TE 2018.....	0	1	0	0	0	0	—	0	—	0	6
Jim LeClair, LB 1972-83.....	0	0	0	0	0	1	—	0	—	0	6
Marc Logan, RB 1987-88.....	1	0	0	0	0	0	—	0	—	0	6
Bob Maddox, DE 1974.....	0	0	0	0	0	0	—	0	—	0	6
Josh Malone, WR 2017-18.....	0	1	0	0	0	0	—	0	—	0	6
Massimo Manca, K 1987.....	0	0	0	0	0	0	3	0	1	0	6
David McCluskey, RB 1987.....	1	0	0	0	0	0	—	0	—	0	6
John McDaniel, WR 1974-77.....	0	1	0	0	0	0	—	0	—	0	6
Ostell Miles, RB 1992-93.....	1	0	0	0	0	0	—	0	—	0	6
Scott Mitchell, QB 2000-01.....	1	0	0	0	0	0	—	0	—	0	6
Melvin Morgan, CB 1976-78.....	0	0	0	0	0	1	—	0	—	0	6
Reggie Nelson, S 2010-15.....	0	0	0	0	1	0	—	0	—	0	6
Terence Newman, CB 2012-14.....	0	0	0	0	0	0	—	0	—	0	6
Deltha O'Neal, CB 2004-07.....	0	0	0	0	1	0	—	0	—	0	6
Cedric Peerman, RB 2010-17.....	1	0	0	0	0	0	—	0	—	0	6
Chris Pressley, FB 2010-13.....	0	1	0	0	0	0	—	0	—	0	6
Dave Rayner, K 2008.....	0	0	0	0	0	0	3	0	1	0	6
Reggie Rembert, WR 1991-93.....	0	1	0	0	0	0	—	0	—	0	6
Vincent Rey, LB 2010-18.....	0	0	0	0	1	0	—	0	—	0	6
Wade Russell, TE 1987.....	0	1	0	0	0	0	—	0	—	0	6
Mike St. Clair, DE 1980-82.....	0	0	0	0	0	1	—	0	—	0	6
Drew Sample, TE 2019-20.....	0	1	0	0	0	0	—	0	—	0	6
Sam Shade, S 1995-98.....	0	0	0	0	0	1	—	0	—	0	6
Sedrick Shaw, RB 1999.....	1	0	0	0	0	0	—	0	—	0	6

John Simmons, CB/PR/KOR 1981-86.....	0	0	0	0	1	0	—	0	—	0	6
Tom Smiley, RB 1968.....	1	0	0	0	0	0	—	0	—	0	6
Alex Smith, TE 2013-14.....	0	1	0	0	0	0	—	0	—	0	6
Akili Smith, QB 1999-2002.....	1	0	0	0	0	0	—	0	—	0	6
Kendal Smith, WR 1989-90.....	0	1	0	0	0	0	—	0	—	0	6
Jimmy Spencer, CB 1996-97.....	0	0	0	0	0	1	—	0	—	0	6
Milli Stegall, WR/KOR 1992-94.....	0	1	0	0	0	0	—	0	—	0	6
Auden Tate, WR 2018-20.....	0	1	0	0	0	0	—	0	—	0	6
Eric Thomas, CB 1987-92.....	0	0	0	0	1	0	—	0	—	0	6
Mike Thomas, WR 2020.....	0	1	0	0	0	0	—	0	—	0	6
Odell Thurman, LB 2005.....	0	0	0	0	1	0	—	0	—	0	6
Melvin Tuten, OT/TE 1995-96.....	0	1	0	0	0	0	—	0	—	0	6
Fernandus Vinson, S 1991-94.....	0	0	0	0	0	1	—	0	—	0	6
Kevin Walter, WR 2003-05.....	0	1	0	0	0	0	—	0	—	0	6
Andrew Whitworth, OT/G 2006-16.....	0	1	0	0	0	0	—	0	—	0	6
Madieu Williams, S/CB 2004-07.....	0	0	0	0	1	0	—	0	—	0	6
Shawn Williams, S 2013-20.....	0	0	0	0	1	0	—	0	—	0	6
Stepfret Williams, WR 1998.....	0	1	0	0	0	0	—	0	—	0	6
Alfred Williams, LB/DE 1991-94.....	0	0	0	0	0	0	—	0	2	4	
Ross Browner, DE 1978-86.....	0	0	0	0	0	0	1	0	—	1	3
Coy Bacon, DE 1976-77.....	0	0	0	0	0	0	—	0	—	1	2
Gary Burley, DE 1975-83.....	0	0	0	0	0	0	—	0	—	1	2
Ron Carpenter, DT/DE 1970-76.....	0	0	0	0	0	0	—	0	—	1	2
Alex Gordon, LB 1991-93.....	0	0	0	0	0	0	—	0	—	1	2
Paul Justin, QB 1998.....	0	0	0	0	0	0	—	1	—	0	2
Lemar Marshall, LB 2007.....	0	0	0	0	0	0	—	0	—	1	2
Taylor Mays, S 2011-14.....	0	0	0	0	0	0	—	0	—	1	2
Scott Schutt, LB 1987.....	0	0	0	0	0	0	—	0	—	1	2
Sherman White, DE 1972-75.....	0	0	0	0	0	0	—	0	—	1	2
Marshall Koehn, K 2017.....	0	0	0	0	0	0	1	0	0	0	1
Sandro Vitiello, K 1980.....	0	0	0	0	0	0	1	0	0	0	1

* STATISTICS NOTES:

- TDs noted in the TD-FR column were TDs scored on defense or special teams on recoveries of opponents' fumbles.
- The two-point conversion existed in the AFL when Cincinnati was an AFL team from 1968-69, but it was not instituted in the NFL until 1994. Thus, all Bengals PATs scored from 1970-1993 were worth one point, regardless of whether they were scored by kick, run or pass.

** PLAYER POINT TOTAL NOTES:

- Barney Bussey scored a TD on a blocked punt recovery in the end zone vs. Detroit in 1989 (Bussey was not credited with the blocked punt itself).
- DeDe Dorsey scored a TD on a 19-yard blocked punt recovery return vs. Arizona in 2007 (Dorsey also was credited with the blocked punt itself).
- Tony Dye scored a TD on a 24-yard blocked punt recovery return vs. Cleveland in 2013 (Dye was not credited with the blocked punt itself).
- Bob Maddox scored a TD on a 3-year blocked punt recovery return vs. Kansas City in 1974 (Maddox also was credited with the blocked punt itself).
- Melvin Morgan scored a TD on a 32-yard fumble recovery return at Houston in 1976 after receiving a lateral from Coy Bacon, who recovered the fumble and returned it 48 yards himself (Morgan was not credited with the recovery itself but he received 32 fumble recovery return yards and the score, while Bacon received the recovery and 48 return yards).
- Terence Newman scored a TD on a 58-yard fumble recovery return vs. Green Bay in 2013. On the play, Reggie Nelson recovered a Packers fumble and returned it six yards before fumbling himself, then Newman recovered Nelson's fumble and returned it for the score. Nelson was credited for the opponent's fumble recovery and a six-yard return on the defensive statistics, while Newman did not receive credit defensively for the fumble recovery or the return yardage.
- Scott Perry scored a TD on a 25-yard blocked punt recovery return vs. Kansas City in 1978 (Perry also was credited with the blocked punt itself).
- Willie Shelby scored a TD on a blocked punt recovery in the end zone vs. Houston in 1977 (Shelby was not credited with the blocked punt itself).
- Brian Simmons received a lateral from CB Robert Bean, who recovered a fumble on a Steelers FG attempt, and returned it 56 yards for a TD vs. Pittsburgh in 2001 (Bean had returned the fumble recovery 10 yards before laterally the ball to Simmons).
- Reggie Williams scored a TD on a blocked punt recovery in the end zone at Pittsburgh in 1977 (Williams was not credited with the blocked punt itself).

ALL-TIME RUSHING

Order based on total yards. Updated through 2020 season.
Players active with Bengals as of July 19, 2021 are listed in bold.

PLAYER, POS., YEARS	ATT	YDS	AVG	LG	TD
Corey Dillon, RB 1997-2003.....	1865	8061	4.3	96t	45
James Brooks, RB 1984-91.....	1344	6447	4.8	65t	37
Rudi Johnson, RB 2001-07.....	1441	5742	4.0	54	48
Pete Johnson, FB 1977-83.....	1402	5421	3.9	65	64
Cedric Benson, RB 2008-11.....	1109	4176	3.8	46	21
Harold Green, RB 1990-95.....	968	3727	3.9	75t	8
Giovani Bernard, RB 2013-20.....	921	3697	4.0	89t	22
Joe Mixon, RB 2017-20.....	812	3359	4.1	51	20
Essex Johnson, RB/PR/KOR 1968-75.....	675	3070	4.5	86t	18
Boobie Clark, FB 1973-78.....	779	2978	3.8	26	25
Jeremy Hill, RB 2014-17.....	704	2873	4.1	85t	29
Archie Griffin, RB 1976-83.....	691	2808	4.1	77t	7
Charles Alexander, HB/FB 1979-85.....	748	2645	3.5	37	13
Larry Kinnebrew, FB 1983-87.....	639	2582	4.0	52	37
Paul Robinson, RB/KOR 1968-72.....	617	2441	4.0	87t	19
Ken Anderson, QB 1971-86.....	397	2220	5.6	29	20
Jess Phillips, RB/DB 1968-72.....	424	1860	4.4	83	8
BenJarvus Green-Ellis, RB 2012-13.....	498	1850	3.7	48	13
Ickey Woods, FB 1988-91.....	332	1525	4.6	56	27
Jeff Blake, QB 1994-99.....	285	1499	5.3	30	10
Derrick Fenner, FB 1992-94.....	374	1450	3.9	35t	9
Lenvil Elliott, LB 1973-78.....	324	1395	4.3	32	3
Boomer Esiason, QB 1984-92, '97.....	340	1355	4.0	24	5
Stanford Jennings, RB/KOR 1984-90.....	308	1225	4.0	20t	9
Andy Dalton, QB 2011-19.....	1221	3.1	25	22	
Brandon Bennett, RB/KOR 1998-2003.....	306	1127	3.7	37t	5
Stanley Wilson, RB 1983-84, '86, '88.....	253	1118	4.4	58t	11
Kenny Watson, RB 2003-08.....	242	1117	4.6	25	8
Doug Dressler, RB 1970-74.....	272	1101	4.0	43t	9
Bernard Scott, RB/KOR 2009-13.....	255	1035	4.1	61	4
Garrison Hearst, RB 1996.....	225	847	3.8	24	0
Eric Blenimy, RB/KOR 1995-98.....	192	803	4.2	33t	6

Ki-Jana Carter, RB 1995-99.....	227	747	3.3	79t	16
Fred Willis, RB 1971-72.....	177	717	4.1	36	7
Chris Perry, RB/KOR 2004-08.....	177	606	3.4	30	2
Eric Ball, FB/KOR 1989-94.....	156	576	3.7	27	8
Stan Fritts, RB 1975-76.....	141	575	4.1	22	11
Deacon Turner, RB/KOR 1978-80.....	142	549	3.9	65	1
Craig Taylor, RB 1989-91.....	114	480	4.2	34t	7
Bill Johnson, RB 1985-87.....	86	475	5.5	34	1
David Klingler, QB 1992-95.....	69	420	6.1	29	0
Steve Broussard, RB 1994.....	94	403	4.3	37t	2
Rex Burkhead, RB 2013-16.....	87	375	4.3	17	3
Charlie Davis, RB 1974-75.....	72	375	5.2	29	0
Ed Williams, RB 1974-75.....	93	374	4.0	19	5
Akil Smith, QB 1999-2002.....	70	371	5.3	24	1
Peter Warrick, WR/PR 2000-04.....	52	355	6.8	77t	2
Cedric Peerman, RB 2010-17.....	70	349	5.0	48	1
Vigil Carter, QB 1970-73.....	54	345	6.4	73	4
Brian Leonard, RB 2009-12.....	86	336	3.9	42	0
Tony Davis, RB/PR 1976-78.....	84	316	3.8	16	5
Carson Palmer, QB 2003-10.....	179	316	1.8	15	5
Michael Basnight, RB 1999-2000.....	62	308	5.0	46	2
Ryan Fitzpatrick, QB 2007-08.....	60	304	5.1	22	0
Samaje Perine, RB 2019-20.....	63	301	4.8	46t	3
Jon Kitna, QB 2001-05.....	101	299	3.0	20	5
Sam Wyche, QB 1968-70.....	43	299	7.0	23	3
Turk Schonert, QB 1980-85, '87-89.....	62	276	4.5	19	4
Marc Logan, RB 1987-88.....	39	213	5.5	51	1
Larry Johnson, RB 2009.....	46	204	4.4	27	0
Jack Thompson, QB 1979-82.....	39	200	5.1	21	6
Jeff Cothran, FB 1994-96.....	57	191	3.4	15	1
DeDe Dorsey, RB 2007-08.....	26	191	7.3	45	0
Donald Hollas, QB 1991-94.....	32	175	5.5	27	0
Chad Johnson, WR 2001-10.....	24	175	7.3	26	0
Eddie Brown, WR 1985-91.....	25	164	6.6	35	0
Trayveon Williams, RB 2019-20.....	26	157	6.0	55	0
Mohamed Sanu, WR 2012-15.....	26	153	5.9	26	2

(All-time individual stats — rushing, cont.)

Lorenzo Neal, FB 2001-02.....	14	41	2.9	9	0
Jay Schroeder, QB 1993.....	10	41	4.1	20	0
Don Bass, WR/TE 1978-81.....	6	40	6.7	14	0
James Joseph, RB 1995.....	16	40	2.5	8	0
Joe Wilson, RB 1973.....	10	39	3.9	11	0
Champ Henson, RB 1975.....	11	38	3.5	8	0
Brian Hill, RB 2017.....	11	37	3.4	11	0
Tom Dinkel, LB 1978-83, '85.....	3	34	11.3	20	0
Neil O'Donnell, QB 1998.....	13	34	2.6	10	0
Mark Walton, RB 2018.....	14	34	2.4	10	0
AJ McCarron, QB 2014-16.....	14	31	2.2	16	0
James Johnson, RB 2008.....	9	29	3.2	12	0
Dale Livingston, P/K 1968-69.....	2	29	14.5	18	0
Tee Higgins, WR 2020.....	5	28	5.6	13	0
Brandon Allen, QB 2020.....	13	27	2.1	4	0
Cliff Groce, FB 1999-2000.....	11	26	2.4	8	1
John Ross III, WR 2017-20.....	8	25	3.1	12	0
Eric Crabtree, WR 1969-71.....	4	24	6.0	16	0
Mike Martin, WR/PR/KOR 1983-89.....	3	24	8.0	15	0
James Wright, WR 2014-16.....	5	24	4.8	13	0
Steve Kreider, WR 1979-86.....	4	23	5.8	21	0
Gus Frerotte, QB 2002.....	4	22	5.5	9	0
Charlie Joiner, WR 1972-75.....	5	22	4.4	8	0
Dave Lewis, P/QB 1970-73.....	12	22	1.8	15	0
Tab Perry, WR/KOR 2005-07.....	6	22	3.7	9	1
Daniel Pope, P 2000.....	2	22	11.0	22	0
Speedy Thomas, WR 1969-72.....	8	22	2.8	16	1
Chris Crocker, S 2008-13.....	1	21	21.0	21	0
Saint Saffold, WR 1968.....	1	21	21.0	21	0
Brandon Tate, WR/KOR/PR 2011-15.....	4	21	5.3	12	0
Tommy Casanova, S/PR 1972-77.....	1	20	20.0	20	0
John Holifield, RB 1988-89.....	11	20	1.8	11	0
Josh Johnson, QB 2013.....	7	20	2.9	10	0
Sedrick Shaw, RB 1999.....	4	20	5.0	10	1
Greg Meehan, WR 1987.....	4	19	4.8	17	0
Adrian Breen, QB 1987.....	6	18	3.0	9	0

Tim McGee, WR/KOR 1986-92, '94-95.....	8	18	2.3	25	0
Ben Bennett, QB 1987.....	2	17	8.5	9	0
Dewey Warren, QB 1968.....	4	17	4.3	12	0
Cliff Russell, WR/KOR 2004.....	3	15	5.0	13	0
Jeff Query, WR 1992-95.....	3	14	4.7	8	0
Reece Morrison, RB 1972-73.....	4	13	3.3	8	0
Cleotha Montgomery, RB/KOR/PR 1980.....	1	12	12.0	12	0
J.T. O'Sullivan, QB 2009.....	3	12	4.0	6	0
John Farley, RB 1984.....	7	11	1.6	5	0
Lynn James, WR 1990-91.....	11	11	11.0	11	0
Kyle Larson, P 2004-08.....	1	11	11.0	11	1
Laveranues Coles, WR 2009.....	2	10	5.0	8	0
Rex Keeling, P 1968.....	1	10	10.0	10	0
Antonio Chatman, WR/PR 2006-09.....	3	9	3.0	5	0
Damon Gibson, WR/PR 1998.....	1	9	9.0	9	0
Willie Shelby, RB/KOR/PR 1976-77.....	5	9	1.8	3	0
Wayne Clark, QB 1974.....	1	8	8.0	8	1
Steve Conley, RB 1972.....	3	8	2.7	5	0
Reggie McNeal, WR 2006.....	1	8	8.0	8	0
Sandy Durko, S 1970-72.....	1	7	7.0	7	0
Clayton Fejedelem, S 2016-19.....	2	6	3.0	6	0
Mike Levenseller, WR 1979-80.....	6	6	6.0	6	0
Carl Pickens, WR/PR 1992-99.....	6	6	1.0	6	0
Patrick Robinson, WR/PR/KOR 1993.....	1	6	6.0	6	0
Ryan Benjamin, RB 1993.....	3	5	1.7	2	0
Daniel Herron, RB 2012.....	4	5	1.3	6	0
Bobby Hunt, S 1968-69.....	1	5	5.0	5	1
Mike Nourse, QB 1987-88.....	1	5	5.0	5	0
Michael Blair, FB 1998.....	1	4	4.0	4	0
Glenn Bujnoch, G 1976-82.....	1	4	4.0	4	1
Doug Gaynor, RB 1986.....	1	4	4.0	4	0
Jordan Palmer, QB 2008-10.....	1	4	4.0	4	0
Kelley Washington, WR 2003-06.....	2	4	2.0	5	0
Ted Washington, RB 1968.....	1	4	4.0	4	0
John McDaniel, WR 1974-77.....	2	3	1.5	5	0
Nathan Poole, RB 1979-80.....	6	3	0.5	7	0
Rod Sherman, WR/K 1968.....	1	3	3.0	3	0
Glenn Holt, WR/KOR 2006-08.....	2	2	1.0	1	0
Paul Justin, QB 1998.....	1	2	2.0	2	0

Josh Malone, WR 2017-18.....	2	2	1.0	4	0
Jerome Simpson, WR 2008-11.....	1	2	2.0	2	0
Quincy Wilson, RB 2006-07.....	2	2	1.0	5	0
Jason Burns, RB 1995.....	1	1	1.0	1	0
Jason Campbell, QB 2014.....	1	1	1.0	1	0
Bruce Coslet, TE 1969-76.....	1	1	1.0	1	0
Skyler Green, WR 2007.....	1	1	1.0	1	0
John Stofa, QB 1968-69.....	10	1	0.1	13	0
Mike Thomas, WR 2020.....	1	1	1.0	1	0
Michael Westbrook, WR 2002.....	1	1	1.0	1	0
Marvin Cobb, S 1975-79.....	1	0	0.0	0	0
Brad Costello, P 1998-99.....	1	0	0.0	0	0
Rob Hertel, QB 1978.....	1	0	0.0	0	0
Ryan Hewitt, H-B 2014-17.....	1	0	0.0	0	0
Chris Pressley, FB 2010-13.....	1	0	0.0	0	0
Jim Corbett, TE 1977-80.....	1	-1	-1.0	-1	0
Bruce Gradkowski, QB 2011-12.....	7	-1	0.1	1	0
Scottie Graham, RB 1997.....	1	-1	-1.0	-1	0
Kevin Huber, P 2009-20.....	3	-1	-0.3	0	0
Eric Kresser, QB 1997-99.....	1	-1	-1.0	-1	0
Dennis Law, WR/PR 1978.....	1	-1	-1.0	-1	0
Dane Sanzenbacher, WR 2013-14.....	1	-1	-1.0	-1	0
Bob Trumpy, TE/WR 1968-77.....	1	-1	-1.0	-1	0
Craig Yeast, WR/PR 1999-2000.....	3	-1	-0.3	15	0
Jeff Christensen, QB 1983.....	1	-2	-2.0	-2	0
Quan Cosby, WR/PR 2009-10.....	1	-2	-2.0	-2	0
Ira Hillary, WR/PR 1987-89.....	1	-2	-2.0	-2	0
Brandon LaFell, WR 2016-17.....	1	-2	-2.0	-2	0
Jeff Hill, WR 1994-96.....	1	-3	-3.0	-3	0
Scott Covington, QB 1999-2001.....	2	-4	-2.0	-2	0
M.L. Harris, TE 1980-85.....	4	-5	-1.3	5	0
Neil Rackers, K 2000-02.....	1	-5	-5.0	-5	0
Pat McInally, P/WR 1976-85.....	5	-7	-1.4	18	0
Anthony Wright, QB 2006.....	4	-12	-3.0	-1	0
Mike Barber, WR 1990-92.....	1	-13	-13.0	-13	0
David Dunn, WR/KOR 1995-98.....	1	-13	-13.0	-13	0
Cris Collinsworth, WR 1981-88.....	7	-15	-2.1	8	0
Billy Brooks, WR 1976-79.....	3	-17	-5.7	4	0
Lee Johnson, P/K 1988-98.....	4	-25	-6.3	0	0

ALL-TIME PASSING

Order based on passer rating. Updated through 2020 season.
Players active with Bengals as of July 19, 2021 are listed in bold.

500 OR MORE ATTEMPTS

PLAYER, POS., YEARS	ATT	CMP	YDS	TD	INT	LG	SKD-YDS	RAT
Andy Dalton, QB 2011-19.....	4449	2757	31,594	204	118	86t	278-1738	87.5
Carson Palmer, QB 2003-10.....	3217	2024	22,694	154	100	78t	160-1116	86.9
Boomer Esiason, QB 1984-92, 97.....	3564	2015	27,149	187	131	86t	237-1858	83.1
Ken Anderson, QB 1971-86.....	4475	2654	32,838	197	160	94t	398-2875	81.9
Jeff Blake, QB 1994-99.....	2221	1240	15,134	93	62	88t	171-1044	79.3
Virgil Carter, QB 1970-73.....	582	328	3850	22	20	90t	40-313	74.9
Jon Kitna, QB 2001-05.....	1707	1009	10,707	59	59	82t	94-644	74.6
David Klingler, QB 1992-95.....	687	375	3880	16	21	83t	83-523	66.1

50-499 ATTEMPTS

PLAYER, POS., YEARS	ATT	CMP	YDS	TD	INT	LG	SKD-YDS	RAT
AJ McCarron, QB 2014-17.....	133	86	920	6	2	66t	13-72	93.6
Neil O'Donnell, QB 1998.....	343	212	2216	15	4	76t	30-217	90.2
Joe Burrow, QB 2020.....	404	264	2688	13	5	67t	32-231	89.8
Greg Cook, QB 1969-74.....	200	107	1865	15	11	78t	29-195	87.6
Jeff Driskel, QB 2016-19.....	176	105	1003	6	2	37	16-122	82.2
Brandon Allen, QB 2020.....	142	90	925	5	4	72t	7-51	82.0
Sam Wyche, QB 1968-70.....	220	115	1743	12	8	80t	49-321	81.7
Turk Schonert, QB 1980-85, 87-89.....	350	216	2756	7	12	71	43-330	78.7
Erik Wilhelm, QB 1989-91, 93-97.....	136	77	912	5	6	46t	8-43	71.1
Ryan Fitzpatrick, QB 2007-08.....	372	221	1905	8	9	79	38-193	70.0
Jay Schroeder, QB 1993.....	159	78	832	5	2	37	13-87	70.0
Donald Hollas, QB 1991-94.....	115	67	645	3	5	24t	16-122	64.6
John Stofa, QB 1968-69.....	177	85	896	5	5	60	17-140	60.8
Paul Justin, QB 1998.....	63	34	426	1	3	41	7-60	60.7
Dewey Warren, QB 1968.....	80	47	506	1	4	45t	10-69	60.7
Ryan Finley, QB 2019-20.....	119	58	638	3	4	47	20-156	59.4
Jack Thompson, QB 1979-82.....	370	175	2072	13	19	59t	36-352	55.1
Akili Smith, QB 1999-2002.....	461	215	2212	5	13	46	59-327	52.8
John Reaves, QB 1975-78.....	276	131	1546	7	17	51t	15-104	47.8
Gus Frerotte, QB 2002.....	85	44	437	1	5	51	10-74	46.1
Scott Mitchell, QB 2000-01.....	199	93	1004	3	11	38	18-97	44.0

FEWER THAN 50 ATTEMPTS

PLAYER, POS., YEARS	ATT	CMP	YDS	TD	INT	LG	SKD-YDS	RAT
Mohamed Sanu, WR 2012-15.....	5	5	177	2	0	73t	1-6	158.3
Archie Griffin, RB 1976-83.....	4	3	39	2	0	18t	1-3	144.8

Lee Johnson, P/K 1988-98.....	5	4	19	2	0	7t	0-0	122.1
Lenvil Elliott, RB 1973-78.....	1	1	17	0	0	17	0-0	118.8
Jack Gehrke, WR 1969.....	1	1	13	0	0	13	0-0	118.8
Darnay Scott, WR 1994-2001.....	1	1	53	0	0	53	0-0	118.8
Jim Breech, K 1980-92.....	1	1	12	0	0	12	0-0	116.7
Pat McNally, P/WR 1976-85.....	4	3	81	0	0	43	0-0	116.7
Anthony Wright, QB 2006.....	3	3	31	0	0	22	0-0	109.7
Doug Gaynor, QB 1986.....	3	3	30	0	0	16	1-5	108.3
James Brooks, RB 1984-91.....	2	1	8	1	0	8t	0-0	100.0
Dale Livingston, P/K 1968-69.....	2	2	15	0	0	17	0-0	97.9
Alex Erickson, WR/PR/KOR 2016-20.....	2	1	26	0	0	26	0-0	95.8
Fred Willis, RB 1971-72.....	3	2	24	0	0	16	0-0	91.0
Scott Covington, QB 1999-2001.....	5	4	23	0	0	8	0-0	85.8
Adrian Breen, QB 1987.....	8	3	9	1	0	6	3-18	85.4
Carl Pickens, WR/PR 1992-99.....	3	2	18	0	0	12	0-0	82.6
Stan Fritts, RB 1975-76.....	4	2	31	0	0	16	0-0	76.0
Jason Campbell, QB 2014.....	19	11	74	0	0	38	1-0	66.6
Dave Walter, QB 1987.....	21	10	113	0	0	35	2-15	64.2
Bruce Gradkowski, QB 2011-12.....	29	13	174	1	1	44	1-7	61.6
Dave Green, P/K 1974-75.....	3	1	22	0	0	22	0-0	60.4
Dave Lewis, P/QB 1970-73.....	14	6	57	0	0	18	4-22	54.8
Tyler Boyd, WR 2016-20.....	3	1	16	0	0	16	0-0	52.1
Eric Kresser, QB 1997-99.....	21	10	164	1	2	37	0-0	50.6
J.T. O'Sullivan, QB 2009.....	11	4	40	0	0	16	3-31	47.5
Eric Bieniemy, RB/KOR 1995-98.....	2	0	0	0	0	—	0-0	39.6
Steve Broussard, RB 1994.....	1	0	0	0	0	—	0-0	39.6
Ki-Jana Carter, RB 1995-99.....	1	0	0	0	0	—	0-0	39.6
Marvin Cobb, S 1975-79.....	1	0	0	0	0	—	0-0	39.6
David Dunn, WR/KOR 1995-98.....	1	0	0	0	0	—	0-0	39.6
Rob Hertel, QB 1978.....	4	1	9	0	0	9	0-0	39.6
Lynn James, WR 1990-91.....	1	0	0	0	0	—	0-0	39.6
Chad Johnson, WR 2001-10.....	1	0	0	0	0	—	0-0	39.6
Rex Keeling, P 1968.....	1	0	0	0	0	—	0-0	39.6
Doug Pelfrey, K 1993-99.....	1	0	0	0	0	—	0-0	39.6
Bernard Scott, RB 2009-13.....	1	0	0	0	0	—	0-0	39.6
Jordan Palmer, QB 2008-10.....	15	10	59	0	2	13	4-31	34.2
Wayne Clark, QB 1974.....	22	9	98	0	3	19	1-1	15.4
Ben Bennett, QB 1987.....	6	2	25	0	1	18	0-0	7.6
Cris Collinsworth, WR 1981-88.....	1	0	0	0	1	—	0-0	0.0
Corey Dillon, RB 1997-2003.....	1	0	0	0	1	—	1-4	0.0
Steve Kreider, WR 1979-86.....	7	2	14	0	1	13	1-9	0.0
Todd Philcox, QB 1990.....	2	0	0	0	1	—	2-9	0.0
Eddie Brown, WR 1985-91.....	0	0	0	0	0	—	1-6	—
Ira Hillary, WR/PR 1987-89.....	0	0	0	0	0	—	1-13	—

(All-time individual stats — receptions, cont.)

Alex Erickson, WR/PR/KOR 2016-20	93	1086	11.7	52	1
Speedy Thomas, WR 1969-72	93	1236	13.3	90	8
Derrick Fenner, FB 1992-94	91	744	8.2	40	2
Brandon Bennett, RB/KOR 1998-2003	90	756	8.4	55	1
Matt Schobel, TE 2002-05	90	938	10.4	76	9
Ron Dugans, WR 2000-02	89	797	9.0	31	3
Doug Dressler, RB 1970-74	87	689	7.9	33	1
Andrew Hawkins, WR 2011-13	86	995	11.6	59	4
Brian Leonard, RB 2009-12	83	631	7.6	37	1
Chris Perry, RB/KOR 2004-08	83	474	5.7	28	2
Charlie Joiner, WR 1972-75	82	1463	17.8	65	6
Cedric Benson, RB 2008-11	80	556	7.0	79	1
Jeff Query, WR 1992-95	77	963	12.5	83	7
David Dunn, WR/KOR 1995-98	76	1132	14.9	40	4
Jess Phillips, RB/DB 1968-72	76	427	5.6	31	2
Eric Crabtree, WR 1969-71	73	1188	16.3	73	11
Terrell Owens, WR 2010	72	983	13.7	78	9
Kelley Washington, WR 2003-06	72	893	12.4	51	9
Jerome Simpson, WR 2008-11	71	1004	14.1	84	7
Marco Battaglia, TE 1996-2001	70	651	9.3	34	2
Paul Robinson, RB/KOR 1968-72	69	454	6.6	68	2
Tee Higgins, WR 2020	67	908	13.6	67	6
Jeremy Hill, RB 2014-17	67	484	7.2	38	1
Tyler Kroft, TE 2015-18	67	661	9.9	59	8
Mike Martin, WR/PR/KOR 1983-89	67	1017	15.2	54	6
Eric Kattus, TE 1986-91	66	698	10.6	57	5
Larry Kinnebrew, FB 1983-87	65	600	9.2	31	3
Bruce Coslet, TE 1969-76	61	878	14.4	71	9
Jeremi Johnson, FB 2003-09	61	310	5.1	27	6
Auden Tate, WR 2019-20	58	760	13.1	33	1
Pat McNally, PWR 1976-85	57	808	14.2	59	5
Jordan Shipley, WR 2010-11	56	614	11.0	64	3
Ki-Jana Carter, RB 1995-99	52	375	7.2	35	1
Brian Milne, FB 1996-99	52	291	5.6	20	0
John Ross III, WR 2017-20	51	733	14.4	66	10
Tony Stewart, TE 2002-06	50	412	8.2	26	2
Ickey Woods, FB 1988-91	47	397	8.4	25	0
Drew Sample, TE 2019-20	45	379	8.4	23	1
Antonio Chatman, WR/PR 2006-09	43	365	8.5	25	1
Laveranues Coles, WR 2009	43	514	12.0	40	5
Danny Farmer, WR 2000-02	43	611	14.2	51	1
Lorenzo Neal, FB 2001-02	40	234	5.9	15	2
Willie Jackson, WR 1998-99	38	534	14.1	47	2
Mike Barber, WR 1990-92	37	451	12.2	42	2
Jim Riggs, TE 1987-92	37	274	7.4	21	0
Cliff Groce, FB 1999-2000	36	199	5.5	14	0
Reggie Rumbert, WR 1991-93	36	437	12.1	27	1
Craig Thompson, TE 1992-93	36	281	7.8	32	3
Steve Broussard, RB 1994	34	218	6.4	25	0
Rex Burkhead, RB 2013-16	34	288	8.5	27	1
Brandon Tate, WR/KOR/PR 2011-15	33	469	14.2	55	3
Fred Willis, RB 1971-72	33	269	8.2	29	0
Rod Sherman, WR/K 1968	31	374	12.1	27	1
Daniel Coats, TE/FB 2007-10	30	291	9.7	25	0
Cody Core, WR 2016-18	30	360	12.0	50	1
Kevin Walter, WR 2003-05	30	296	9.9	33	1
Bernard Scott, RB/KOR 2009-13	29	165	5.7	25	0
James Hundon, WR 1996-99	28	416	14.9	61	4
Craig Taylor, RB 1989-91	28	188	6.7	20	3
J.P. Foschi, TE 2009-10	27	260	9.6	27	2
Ira Hillary, WR/PR 1987-89	27	303	11.2	31	2
Stanley Wilson, RB 1983-84, '86, '88	27	277	10.3	34	2

Craig Yeast, WR/PR 1999-2000	27	321	11.9	27	0
BenJarvus Green-Ellis, RB 2012-13	26	126	4.8	13	0
John McDaniel, WR 1974-77	26	459	17.7	60	1
Jim Corbett, TE 1977-80	25	376	15.0	51	1
Deacon Turner, RB/KOR 1978-80	25	141	5.6	15	1
Nick Luchey, FB/H-B 1999-2002, '05	24	226	9.4	20	0
David Verser, WR/KOR 1981-84	23	454	19.7	73	3
Ed Williams, RB 1974-75	23	194	8.4	20	2
Eric Ball, FB/KOR 1989-94	22	216	9.8	48	3
Ryan Hewitt, H-B 2014-17	22	220	10.0	22	0
Warren McVea, WR/KOR 1968	21	264	12.6	55	2
Glenn Holt, WR/KOR 2006-08	20	172	8.6	22	2
James Joseph, RB 1995	20	118	5.9	13	0
Jeff Cothran, FB 1994-96	19	117	6.2	15	1
Charlie Davis, RB 1974-75	19	171	9.0	32	0
Damon Gibson, WR/PR 1998	19	258	13.6	76	3
Troy Sadowski, TE 1994-96	19	106	5.6	12	0
Tom Smiley, RB 1968	19	86	4.5	17	0
Armon Binns, WR 2012	18	210	11.7	48	1
Rodney Tate, RB 1982-83	18	142	7.9	25	0
James Wright, WR 2014-16	18	197	10.9	30	0
Kendall Smith, WR 1989-90	17	185	10.9	41	1
Michael Basnight, RB 1999-2000	16	172	10.8	47	0
Brian Brennan, WR 1992	16	166	10.4	21	1
Bill Johnson, RB 1985-87	16	122	7.6	17	0
Saint Safold, WR 1968	16	172	10.8	25	0
Ben Utech, TE 2008-09	16	123	7.7	14	0
Tony Davis, RB/PR 1976-78	15	135	9.0	28	0
Stan Fritts, RB 1975-76	15	138	9.2	19	2
Dane Sanzenbacher, WR 2013-14	15	166	11.1	26	0
Damon Griffin, WR/PR 1999-2000	14	137	9.8	20	0
Rick Walker, TE 1977-79	14	153	10.9	28	3
Cedric Peerman, RB 2010-17	13	123	9.5	17	0
Mike Thomas, WR 2020	13	132	10.2	29	1
Garrison Hearst, RB 1996	12	131	10.9	40	1
Donald Lee, TE 2011	11	115	10.5	26	0
Samaje Perine, RB 2019-20	11	66	6.0	15	0
Ryan Whalen, WR 2011-13	11	80	7.3	13	0
Lynn James, WR 1990-91	10	139	13.9	22	1
Tab Perry, WR/KOR 2005-07	10	109	10.9	30	1
Orson Charles, TE 2012-13	9	109	12.1	25	0
Damion Willis, WR 2019	9	82	9.1	17	0
Steve Bush, TE/FB/LS 1997-2000	8	82	10.3	18	0
Patrick Robinson, WR/PR/KOR 1993	8	72	9.0	14	0
Michael Westbrook, WR 2002	8	94	11.8	26	2
Cethan Carter, TE/H-B 2017-20	7	66	9.4	24	1
Josh Malone, WR 2017-18	7	75	10.7	25	1
Anthony Munoz, OT 1980-92	7	18	2.6	12	4
Wesley Carroll, WR 1993	6	81	13.5	28	0
Quan Cosby, WR/PR 2009-10	6	71	11.8	23	0
DeDe Dorsey, RB 2007-08	6	68	11.3	36	0
David Frisch, TE 1993-94	6	43	7.2	12	0
Ken Herock, TE 1968	6	75	12.5	22	0
James Johnson, RB 2008	6	47	7.8	16	0
Greg Little, WR 2014-15	6	69	11.5	21	0
Ostell Miles, RB 1992-93	6	89	14.8	27	0
Stepfret Williams, WR 1998	6	81	13.5	19	1
Kevin Brock, TE 2014	5	21	4.2	10	0
Colin Cochart, TE 2011	5	44	8.8	25	1
Mike Dingle, RB 1991-92	5	23	4.6	12	1
Dennis Law, WR/PR 1978	5	81	16.2	20	0
Marc Logan, RB 1987-88	5	34	6.8	18	0
Chris Pressley, FB 2010-13	5	26	5.2	9	1
Clem Turner, RB 1969	5	14	2.8	8	0
Mark Walton, RB 2018	5	41	8.2	24	0

Trayveon Williams, RB 2019-20	5	30	6.0	13	0
Estes Banks, RB 1968	4	15	3.8	13	1
Jeff Hill, WR 1994-96	4	44	11.0	18	0
Ron Lamb, RB 1968-71	4	77	19.3	60	0
Milt Stegall, WR/KOR 1992-94	4	43	10.8	13	1
Jeff Thompson, TE 1992-93	4	22	5.5	10	0
Gunnard Twynier, WR 1997	4	45	11.3	16	0
Dana Wright, RB 1987	4	28	7.0	11	0
Chase Coffman, TE 2009-10	3	30	10.0	14	0
Shane Garrett, WR/KOR 1991-92	3	32	10.7	13	0
Skyler Green, WR 2007	3	33	11.0	18	0
Larry Johnson, RB 2009	3	4	1.3	6	0
Matt Lengel, TE 2018	3	17	5.7	9	1
Greg Meehan, WR 1987	3	25	8.3	12	0
Stanley Morgan, WR 2019-20	3	18	6.0	9	0
Nathan Poole, RB 1979-80	3	-14	-4.7	3	0
Alex Smith, TE 2013-14	3	12	4.0	7	1
Andy Dalton, QB 2011-19	2	14	7.0	18	1
John Farley, RB 1984	2	11	5.5	10	0
Jake Fisher, OT/H-B 2015-18	2	43	21.5	31	0
Jordan Franks, TE 2018	2	37	18.5	32	0
John Garrett, WR 1989	2	29	14.5	18	0
Tim George, WR 1973	2	28	14.0	19	0
Brian Hill, RB 2017	2	36	18.0	34	0
John Hollifield, RB 1988-89	2	18	9.0	14	0
Don Kern, TE 1984-85	2	14	7.0	9	0
Nate Lawrie, TE 2007-08	2	11	5.5	7	0
Mike Levenseller, WR 1979-80	2	30	15.0	22	0
Ed Marshall, WR 1971	2	18	9.0	10	0
Kirk McMullen, TE 2001	2	15	7.5	11	0
Jack Novak, TE 1975	2	34	17.0	19	0
Marquis Pleasant, WR 1987	2	45	22.5	35	0
Ken Riley, CB 1969-83	2	15	7.5	17	0
Wade Russell, TE 1987	2	27	13.5	23	1
Melvin Tuten, OT/TE 1995-96	2	12	6.0	9	1
Derek Ware, TE 1995	2	36	18.0	21	0
Andre White, TE 1968	2	18	9.0	11	0
Mario Alford, WR 2015	1	15	15.0	15	0
Ryan Benjamin, RB 1993	1	16	16.0	16	0
Brian Blados, G/OT 1984-91	1	4	4.0	4	0
Michael Blair, FB 1998	1	7	7.0	7	0
Drew Bule, WR 1972	1	5	5.0	5	0
Al Chandler, TE 1973-74	1	9	9.0	9	0
Ryan Fitzpatrick, QB 2007-08	1	-3	-3.0	-3	0
Scottie Graham, RB 1997	1	1	1.0	1	0
Jim Hargrove, RB 1981	1	0	0.0	0	0
Champ Henson, RB 1975	1	-2	-2.0	-2	0
Trenton Irwin, WR 2019-20	1	5	5.0	5	0
Bernard Jackson, S/CB/KOR 1972-76	1	22	22.0	22	0
Bob Johnson, C 1968-79	1	3	3.0	3	0
Curtis Keaton, RB/KOR 2000-01	1	9	9.0	9	0
Mike Kelly, TE 1970-72	1	9	9.0	9	0
David Klingler, QB 1992-95	1	-6	-6.0	-6	0
Marcus Maxwell, WR 2007-08	1	5	5.0	5	0
David McCluskey, RB 1987	1	8	8.0	8	0
Reece Morrison, RB 1972-73	1	4	4.0	4	0
Carl Parker, WR 1988-89	1	45	45.0	45	0
Bill Peterson, LB 1968-72	1	10	10.0	10	0
Cliff Russell, WR/KOR 2004	1	21	21.0	21	0
Sedrick Shaw, RB 1999	1	-4	-4.0	-4	0
Willie Shelby, RB/KOR/PR 1976-77	1	3	3.0	3	0
Akili Smith, QB 1999-2002	1	6	6.0	6	0
Tommie Smith, WR 1969	1	41	41.0	41	0
Andrew Whitworth, OT/G 2006-16	1	1	1.0	1	1
Sam Wyche, QB 1968-70	1	5	5.0	5	0

ALL-TIME RECEIVING YARDS

Order based on total yards. Updated through 2020 season.
Players active with Bengals as of July 19, 2021 are listed in bold.

PLAYER, POS., YEARS	YDS	REC	AVG	LG	TD
Chad Johnson, WR 2001-10.....	10,783	751	14.4	82t	66
A.J. Green, WR 2011-20.....	9430	649	14.5	82t	65
Isaac Curtis, WR 1973-84.....	7101	416	17.1	85t	53
Carl Pickens, WR/PR 1992-99.....	6887	530	13.0	75t	63
Cris Collinsworth, WR 1981-88.....	6698	417	16.1	74t	36
Eddie Brown, WR 1985-91.....	6134	363	16.9	86t	41
Darnay Scott, WR 1994-2001.....	5975	386	15.5	88t	36
T.J. Houshmandzadeh, WR/PR 2001-08.....	5782	507	11.4	62	37
Tim McGee, WR/KOR 1986-92, '94-95.....	4703	282	16.7	78t	25
Bob Trumphy, TE/WR 1968-77.....	4600	298	15.4	80t	35
Rodney Holman, TE 1982-92.....	4329	318	13.6	73t	34
Tony McGee, TE 1993-2001.....	3795	299	12.7	54	20
Tyler Boyd, WR 2016-20.....	3743	321	11.7	72t	19
Dan Ross, TE 1979-83, '85.....	3204	263	12.2	41	16
Chip Myers, WR 1969-76.....	3079	218	14.1	63t	12
James Brooks, RB 1984-91.....	3012	297	10.1	57t	27
Giovanni Bernard, RB 2013-20.....	2867	342	8.4	61t	11
Peter Warrick, WR/PR 2000-04.....	2811	264	10.6	77t	18
Jermaine Gresham, TE 2010-14.....	2722	280	9.7	55t	24
Tyler Eifert, TE 2013-19.....	2152	185	11.6	71	24
Steve Kreider, WR 1979-86.....	2119	150	14.1	56	9
Chris Henry, WR 2005-09.....	1826	119	15.3	73	21
Mohamed Sanu, WR 2012-15.....	1793	152	11.8	76t	11
Marvin Jones, WR 2012-15.....	1729	134	12.9	47	15
Billy Brooks, WR 1976-79.....	1683	93	18.1	94t	7
Archie Griffin, RB 1976-83.....	1607	192	8.4	52t	6
Don Bass, WR/TE 1978-81.....	1580	117	13.5	55t	13
Essex Johnson, RB/PR/KOR 1968-75.....	1541	121	12.7	78t	11
Corey Dillon, RB 1997-2003.....	1482	192	7.7	41	5
Charlie Joiner, WR 1972-75.....	1463	82	17.8	65t	6
Brandon LaFell, WR 2016-17.....	1410	116	12.2	86t	9
M.L. Harris, TE 1980-85.....	1369	99	13.8	80t	10
Pete Johnson, FB 1977-83.....	1327	173	7.7	34	6

(All-time individual stats — receiving yards, cont.)

Lorenzo Neal, FB 2001-02.....	234	40	5.9	15	2
Nick Luchey, FB/H-B 1999-2002, '05.....	226	24	9.4	20	0
Ryan Hewitt, H-B 2014-17.....	220	22	10.0	22	0
Steve Broussard, RB 1994.....	218	34	6.4	25	0
Eric Ball, FB/KOR 1989-94.....	216	22	9.8	48t	3
Armon Binns, WR 2012.....	210	18	11.7	48t	1
Cliff Groce, FB 1999-2000.....	199	36	5.5	14	0
James Wright, WR 2014-16.....	197	18	10.9	30	0
Ed Williams, RB 1974-75.....	194	23	8.4	20	2
Craig Taylor, RB 1989-91.....	188	28	6.7	20	3
Kendall Smith, WR 1989-90.....	185	17	10.9	41t	1
Michael Basnight, RB 1999-2000.....	172	16	10.8	47	0
Glenn Holt, WR/KOR 2006-08.....	172	20	8.6	22	2
Saint Saffold, WR 1968.....	172	16	10.8	25	0
Charlie Davis, RB 1974-75.....	171	19	9.0	32	0
Brian Brennan, WR 1992.....	166	16	10.4	21	1
Dane Sanzenbacher, WR 2013-14.....	166	15	11.1	26	0
Bernard Scott, RB/KOR 2009-13.....	165	29	5.7	25	0
Rick Walker, TE 1977-79.....	153	14	10.9	28	3
Rodney Tate, RB 1982-83.....	142	18	7.9	25	0
Deacon Turner, RB/KOR 1978-80.....	141	25	5.6	15t	1
Lynn James, WR 1990-91.....	139	10	13.9	22	1
Stan Fritts, RB 1975-76.....	138	15	9.2	19	2
Damon Griffin, WR/PR 1999-2000.....	137	14	9.8	20	0
Tony Davis, RB/PR 1976-78.....	135	15	9.0	28	0
Mike Thomas, WR 2020.....	132	13	10.2	29	1
Garrison Hearst, RB 1996.....	131	12	10.9	40	1
BenJarvus Green-Ellis, RB 2012-13.....	126	26	4.8	13	0
Cedric Peerman, RB 2010-17.....	123	13	9.5	17	0
Ben Utecht, TE 2008-09.....	123	16	7.7	14	0
Bill Johnson, RB 1985-87.....	122	16	7.6	17	0
James Joseph, RB 1995.....	118	20	5.9	13	0
Jeff Cothran, FB 1994-96.....	117	19	6.2	15	1
Donald Lee, TE 2011.....	115	11	10.5	26	0
Orson Charles, TE 2012-13.....	109	9	12.1	25	0
Tab Perry, WR/KOR 2005-07.....	109	10	10.9	30	1
Troy Sadowski, TE 1994-96.....	106	19	5.6	12	0
Michael Westbrook, WR 2002.....	94	8	11.8	26t	2
Osteli Miles, RB 1992-93.....	89	6	14.8	27	0
Tom Smiley, RB 1968.....	86	19	4.5	17	0
Steve Bush, TE/FB/LS 1997-2000.....	82	8	10.3	18	0

Damon Willis, WR 2019.....	82	9	9.1	17	0
Wesley Carroll, WR 1993.....	81	6	13.5	28	0
Dennis Law, WR/PR 1978.....	81	5	16.2	20	0
Stepfret Williams, WR 1998.....	81	6	13.5	19t	1
Ryan Whalen, WR 2011-13.....	80	11	7.3	13	0
Ron Lamb, RB 1968-71.....	77	4	19.3	60	0
Ken Herock, TE 1968.....	75	6	12.5	22	0
Josh Malone, WR 2017-18.....	75	7	10.7	25t	1
Patrick Robinsons, WR/PR/KOR 1993.....	72	8	9.0	14	0
Quan Cosby, WR/PR 2009-10.....	71	6	11.8	23	0
Greg Little, WR 2014-15.....	69	6	11.5	21	0
DeDe Dorsey, RB 2007-08.....	68	6	11.3	36	0
Cethan Carter, TE/H-B 2017-20.....	66	7	9.4	24	1
Samaje Perine, RB 2019-20.....	66	11	6.0	15	0
James Johnson, RB 2008.....	47	6	7.8	16	0
Carl Parker, WR 1988-89.....	45	1	45.0	45	0
Marquis Pleasant, WR 1987.....	45	2	22.5	35	0
Gunnard Twyner, WR 1997.....	45	4	11.3	16	0
Colin Cochran, TE 2011.....	44	5	8.8	25	1
Jeff Hill, WR 1994-96.....	44	4	11.0	18	0
Jake Fisher, OT/H-B 2015-18.....	43	2	21.5	31	0
David Frisch, TE 1993-94.....	43	6	7.2	12	0
Mill Stegall, WR/KOR 1992-94.....	43	4	10.8	13	1
Tommie Smith, WR 1969.....	41	1	41.0	41	0
Mark Walton, RB 2018.....	41	5	8.2	24	0
Jordan Franks, TE 2018.....	37	2	18.5	32	0
Brian Hill, RB 2017.....	36	2	18.0	34	0
Derek Ware, TE 1995.....	36	2	18.0	21	0
Marc Logan, RB 1987-88.....	34	5	6.8	18	0
Jack Novak, TE 1975.....	34	2	17.0	19	0
Skyler Green, WR 2007.....	33	3	11.0	18	0
Shane Garrett, WR/KOR 1991-92.....	32	3	10.7	13	0
Chase Coffett, TE 2009-10.....	30	3	10.0	14	0
Mike Levenseller, WR 1979-80.....	30	2	15.0	22	0
Trayveon Williams, RB 2019-20.....	30	5	6.0	13	0
John Garrett, WR 1989.....	29	2	14.5	18	0
Tim George, WR 1973.....	28	2	14.0	19	0
Dana Wright, RB 1987.....	28	4	7.0	11	0
Wade Russell, TE 1987.....	27	2	13.5	23	1
Chris Pressley, FB 2010-13.....	26	5	5.2	9	1
Greg Meehan, WR 1987.....	25	3	8.3	12	0
Mike Dingle, RB 1991-92.....	23	5	4.6	12	1
Bernard Jackson, S/CB/KOR 1972-76.....	22	1	22.0	22	0
Jeff Thomason, TE 1992-93.....	22	4	5.5	10	0

Kevin Brock, TE 2014.....	21	5	4.2	10	0
Cliff Russell, WR/KOR 2004.....	21	1	21.0	21	0
John Holifield, RB 1988-89.....	18	2	9.0	14	0
Ed Marshall, WR 1971.....	18	2	9.0	10	0
Stanley Morgan, WR 2019-20.....	18	3	6.0	9	0
Anthony Munoz, OT 1980-92.....	18	7	2.6	12	4
Andre White, TE 1968.....	18	2	9.0	11	0
Matt Lengel, TE 2018.....	17	3	5.7	9	1
Ryan Benjamin, RB 1993.....	16	1	16.0	16	0
Mario Alford, WR 2015.....	15	1	15.0	15	0
Estes Banks, RB 1968.....	15	4	3.8	13	1
Kirk McMullen, TE 2001.....	15	2	7.5	11	0
Ken Riley, CB 1969-83.....	15	2	7.5	17	0
Andy Dalton, QB 2011-19.....	14	2	7.0	18t	1
Don Kern, TE 1984-85.....	14	2	7.0	9	0
Clem Turner, RB 1969.....	14	5	2.8	8	0
Alex Smith, TE 2013-14.....	12	3	4.0	7	1
Melvin Tuten, OT/TE 1995-96.....	12	2	6.0	9	1
John Farley, RB 1984.....	11	2	5.5	10	0
Nate Lawrie, TE 2007-08.....	11	2	5.5	7	0
Bill Peterson, LB 1968-72.....	10	1	10.0	10	0
Al Chandler, TE 1973-74.....	9	1	9.0	9	0
Curtis Keaton, RB/KOR 2000-01.....	9	1	9.0	9	0
Mike Kelly, TE 1970-72.....	9	1	9.0	9	0
David McCluskey, RB 1987.....	8	1	8.0	8	0
Michael Blair, FB 1998.....	7	1	7.0	7	0
Akili Smith, QB 1999-2002.....	6	1	6.0	6	0
Drew Bule, WR 1972.....	5	1	5.0	5	0
Trenton Irwin, WR 2019-20.....	5	1	5.0	5	0
Marcus Maxwell, WR 2007-08.....	5	1	5.0	5	0
Sam Wyche, QB 1968-70.....	5	1	5.0	5	0
Brian Blados, G/OT 1984-91.....	4	1	4.0	4	0
Larry Johnson, RB 2009.....	4	3	1.3	6	0
Reece Morrison, RB 1972-73.....	4	1	4.0	4	0
Bob Johnson, C 1968-79.....	3	1	3.0	3	0
Willie Shelby, RB/KOR/PR 1976-77.....	3	1	3.0	3	0
Scottie Graham, RB 1997.....	1	1	1.0	1	0
Andrew Whitworth, OT/G 2006-16.....	1	1	1.0	1t	1
Jim Hargrove, RB 1981.....	0	1	0.0	0	0
Champ Henson, RB 1975.....	-2	1	-2.0	-2	0
Ryan Fitzpatrick, QB 2007-08.....	-3	1	-3.0	-3	0
Sedrick Shaw, RB 1999.....	-4	1	-4.0	-4	0
David Klingler, QB 1992-95.....	-6	1	-6.0	-6	0
Nathan Poole, RB 1979-80.....	-14	3	-4.7	3	0

ALL-TIME PUNTING

Order based on punting average. Updated through 2020 season.
Players active with Bengals as of July 19, 2021 are listed in bold.

100 OR MORE PUNTS										
PLAYER, POS., YEARS	NO	YDS	AVG	RET	OPP YDS	*NET	TB	IN-20	LG	BLK.
Kevin Huber, P 2009-20.....	914	41,362	45.25	381	2963	40.22	74	315	75	4
Dave Lewis, P/QB 1970-73.....	285	12,447	43.67	—	—	—	27	—	63	0
Lee Johnson, P/K 1988-98.....	746	32,196	43.16	368	3841	35.28	93	186	70	5
Kyle Larson, P 2004-08.....	379	15,900	41.95	206	1609	35.74	32	109	75	3
Pat McNally, PWR 1976-85.....	700	29,307	41.87	407	3588	33.96	82	157	67	9
Dale Livingston, P/K 1968-69.....	140	5805	41.46	—	—	—	7	—	66	1
Dave Green, P/K 1974-75.....	134	5356	39.97	—	—	—	16	—	57	1
Nick Harris, P 2001-03.....	177	7064	39.91	103	1011	32.36	13	37	57	2
25-99 TOTAL PUNTS										
PLAYER, POS., YEARS	NO	YDS	AVG	RET	OPP YDS	*NET	TB	IN-20	LG	BLK.
Will Brice, P 1999.....	60	2475	41.25	36	406	32.08	4	12	72	2
Daniel Pope, P 2000.....	94	3775	40.16	40	387	33.06	14	18	57	0
Kyle Richardson, P 2003-04.....	49	1961	40.02	28	220	33.49	5	9	58	0
Scott Fulhage, P 1987-88.....	96	3840	40.00	55	436	32.69	10	23	58	2

Brad Costello, P 1998-99.....	32	1239	38.72	14	167	30.06	4	1	73	1
Jeff Hayes, P 1986.....	56	1965	35.09	19	182	29.71	3	11	52	2
FEWER THAN 25 TOTAL PUNTS										
PLAYER, POS., YEARS	NO	YDS	AVG	RET	OPP YDS	*NET	TB	IN-20	LG	BLK.
Mike Nugent, K 2010-16.....	2	80	40.00	0	0	40.00	0	0	43	0
Greg Horne, P 1987.....	19	759	39.95	10	71	32.00	4	2	57	0
Shawn Powell, P 2013.....	7	268	38.29	2	25	34.71	0	3	52	0
Terry Swanson, P 1969.....	12	459	38.25	—	—	—	1	—	55	0
Doug Dressler, RB 1970-74.....	1	34	34.00	—	—	—	0	—	34	0
Chris Bahr, K 1976-79.....	6	196	32.67	2	-1	29.50	1	4	45	0
Travis Dorsch, P/K 2002.....	5	162	32.40	3	153	1.80	0	0	46	0
Boomer Esiason, QB 1984-92, '97.....	4	120	30.00	1	12	27.00	0	2	41	0
Jim Breech, K 1980-92.....	14	409	29.21	2	21	20.57	5	5	43	0
Ron Lamb, RB 1968-71.....	1	29	29.00	—	—	—	0	—	29	0
Fletcher Smith, CB/S/P 1968-71.....	8	230	28.75	—	—	—	0	—	45	0
Rex Keeling, P 1968.....	6	170	28.33	—	—	—	0	—	35	0
Horst Muhlmann, K 1969-74.....	2	38	19.00	—	—	—	0	—	38	1
Doug Pelfrey, K 1993-99.....	3	56	18.67	0	0	18.67	0	0	27	0
Neil Rackers, K 2000-02.....	3	49	16.33	1	4	8.33	1	1	32	0
* NOTE: Net punting average was not an official NFL statistic until 1976.										

ALL-TIME PUNT RETURNS

Order based on return average. Updated through 2020 season.
Players active with Bengals as of July 19, 2021 are listed in bold.

50 OR MORE PUNT RETURNS

PLAYER, POS., YEARS	NO	FC	YDS	AVG	LG	TD
Adam Jones, CB/PR/KOR 2010-17.....	98	2	1115	11.38	81t	1
Quan Cosby, WR/PR 2009-10.....	70	40	699	9.99	60	0
Mike Martin, WR/PR/KOR 1983-89.....	140	36	1381	9.86	55	0
Peter Warrick, WR/PR 2000-04.....	54	19	526	9.74	82t	2
Corey Sawyer, CB/PR 1994-98.....	50	29	482	9.64	82t	1
Lemar Parrish, CB/PR/KOR 1970-77.....	130	31	1201	9.24	90t	4
Brandon Tate, WR/KOR/PR 2011-15.....	153	69	1411	9.22	56t	1
Tommy Casanova, S/PR 1972-77.....	91	32	784	8.62	74	1
T.J. Houshmandzadeh, WR/PR 2001-08.....	55	18	447	8.13	86	0
Alex Erickson, WR/PR/KOR 2016-20.....	135	94	1074	7.96	38	0
Keiwan Ratliff, CB/PR 2004-07, '09-10.....	72	28	540	7.50	49	0
Essex Johnson, RB/PR/KOR 1968-75.....	51	14	303	5.94	45	0

25-49 PUNT RETURNS

PLAYER, POS., YEARS	NO	FC	YDS	AVG	LG	TD
Mitchell Price, CB/PR 1990-93.....	49	22	510	10.41	78t	2
Craig Yeast, WR/PR 1999-2000.....	44	20	434	9.86	86t	2
Tony Davis, RB/PR 1976-78.....	417	350	8.54	70	0	
Carl Pickens, WR/PR 1992-99.....	37	15	307	8.30	95t	1
Vaughn Lusby, CB/PR 1979.....	32	4	260	8.13	40	0
Damon Gibson, WR/PR 1998.....	27	19	218	8.07	65t	1
Greg Myers, S/PR 1996-99.....	35	21	252	7.20	18	0
Cleotha Montgomery, RB/KOR/PR 1980.....	31	7	223	7.19	42	0
Patrick Robinson, WR/PR/KOR 1993.....	43	6	305	7.09	36	0
John Simmons, CB/PR/KOR 1981-86.....	44	18	302	6.86	43	0
Mike Fuller, S/PR 1981-82.....	40	21	272	6.80	34	0
Willie Shelby, RB/KOR/PR 1976-77.....	32	7	216	6.75	30	0

Dennis Law, WR/PR 1978.....

FEWER THAN 25

PLAYER, POS., YEARS	NO	FC	YDS	AVG	LG	TD
Kenny Graham, S 1970.....	1	0	0	0.00	0	0
Charlie King, CB 1968-69.....	0	0	0	0.00	0	0
Phil Spiller, S 1968.....	0	0	0	0.00	0	0
Jeff Burris, CB 2002-03.....	1	0	0	0.00	0	0
Danny Farmer, WR 2000-02.....	0	0	0	0.00	0	0
Dick Jauron, S 1978-81.....	0	0	0	0.00	0	0
Richard Carey, CB 1989.....	0	0	0	0.00	0	0
Damon Griffin, WR/PR 1999-2000.....	0	0	0	0.00	0	0
Ira Hillary, WR/PR 1987-89.....	0	0	0	0.00	0	0
Ray Horton, CB 1983-88.....	0	0	0	0.00	0	0
Jess Phillips, RB/DB 1968-72.....	0	0	0	0.00	0	0
Stepfret Williams, WR 1998.....	0	0	0	0.00	0	0
David Dunn, WR/KOR 1995-98.....	0	0	0	0.00	0	0
Shane Garrett, WR/KOR 1991-92.....	0	0	0	0.00	0	0
Tim McGee, WR/KOR 1986-92, '94.....	0	0	0	0.00	0	0
Monk Williams, WR 1968.....	0	0	0	0.00	0	0
Eric Bieniemy, RB/KOR 1995-98.....	0	0	0	0.00	0	0
Darius Phillips, CB 2018-20.....	0	0	0	0.00	0	0
Mike Levenseller, WR 1979-80.....	0	0	0	0.00	0	0
Mike Barber, WR 1990-92.....	0	0	0	0.00	0	0
Deltha O'Neal, CB 2004-07.....	0	0	0	0.00	0	0
Leon Hall, CB 2007-15.....	0	0	0	0.00	0	0
Jo-Jo Heath, DB 1980.....	0	0	0	0.00	0	0
Eddie Brown, WR 1985-91.....	0	0	0	0.00	0	0
Steve Holden, WR 1977.....	0	0	0	0.00	0	0
Kendal Smith, WR 1989-90.....	0	0	0	0.00	0	0

ALL-TIME KICKOFF RETURNS

Order based on return average. Updated through 2020 season.
Players active with Bengals as of July 19, 2021 are listed in bold.

50 OR MORE KICKOFF RETURNS

PLAYER, POS., YEARS	NO	YDS	AVG	LG	TD
Adam Jones, CB/PR/KOR 2010-17	51	1344	26.35	97	0
Alex Erickson, WR/PR/KOR 2016-20	108	2672	24.74	84	0
Lemar Parrish, CB/PR/KOR 1970-77	61	1504	24.66	95	1
Tremain Mack, S/CB/KOR 1997-2000	146	3583	24.54	99	2
Bernard Scott, RB/KOR 2009-13	73	1787	24.48	96	1
Glenn Holt, WR/KOR 2006-08	122	2961	24.27	100	1
Brandon Tate, WR/KOR/PR 2011-15	145	3517	24.26	71	0
Bernard Jackson, S/CB/KOR 1972-76	96	2298	23.94	62	0
Tab Perry, WR/KOR 2005-07	75	1776	23.68	94	0
Brandon Bennett, RB/KOR 1998-2003	109	2498	22.92	94	1
David Dunn, WR/KOR 1995-98	104	2361	22.70	90	1
Mike Martin, WR/PR/KOR 1983-89	75	1643	21.91	45	0
Tim McCall, WR/KOR 1986-92, '94-95	58	1249	21.53	94	0
Eric Ball, FB/KOR 1989-94	115	2474	21.51	48	0
David Verser, WR/KOR 1981-84	61	1310	21.48	78	0
Deacon Turner, RB/KOR 1978-80	65	1346	20.71	36	0
Stanford Jennings, RB/KOR 1984-90	136	2752	20.24	98	1

25-49 KICKOFF RETURNS

PLAYER, POS., YEARS	NO	YDS	AVG	LG	TD
Brandon Wilson, S/KOR 2017-20	45	1251	27.80	103	2
Jeff Hill, WR 1994-96	30	724	24.13	55	0
Willie Shelby, RB/KOR/PR 1976-77	49	1164	23.76	97	1
Paul Robinson, RB/KOR 1968-72	40	924	23.10	74	0
Cliff Russell, WR/KOR 2004	39	872	22.36	40	0
Eric Bieniemy, RB/KOR 1995-98	47	1044	22.21	102	1
Andre Caldwell, WR/KOR 2008-11	45	956	21.24	43	0
T.J. Houshmandzadeh, WR/PR 2001-08	33	700	21.21	44	0
Ray Griffin, CB/KOR 1978-84	40	833	20.83	39	0
Essex Johnson, RB/PR/KOR 1968-75	36	649	20.81	51	0
Curtis Keaton, RB/KOR 2000-01	48	991	20.65	64	0
Rodney Tate, RB 1982-83	27	532	19.70	55	0
Cleotha Montgomery, RB/KOR/PR 1980	44	843	19.16	40	0
Patrick Robinson, WR/PR/KOR 1993	30	567	18.90	42	0
Kenny Watson, RB 2003-08	34	614	18.06	34	0
Barney Bussey, S/KOR 1986-92	29	507	17.48	34	0
Milt Stegall, WR/KOR 1992-94	26	446	17.15	39	0
Ira Hillary, WR/PR 1987-89	27	433	16.04	29	0

FEWER THAN 25 KICKOFF RETURNS

PLAYER, POS., YEARS	NO	YDS	AVG	LG	TD
Tommy Casanova, S/PR 1972-77	2	82	41.00	48	0
Willie Jackson, WR 1998-99	6	179	29.83	46	0
Bill Peterson, LB 1968-72	3	80	26.67	30	0
Corey Dillon, RB 1997-2003	7	186	26.57	58	0
Ray Horton, CB 1983-88	5	128	25.60	49	0
Mike Dingle, RB 1991-92	7	176	25.14	63	0
Ken Riley, CB 1969-83	14	334	23.86	40	0
Antonio Chatman, WR/PR 2006-09	6	142	23.67	34	0
Adrian Hardy, CB 1994-95	8	185	23.13	42	0
Stanley Wilson, RB 1983-84, '86, '88	7	161	23.00	32	0
Darnay Scott, WR 1994-2001	15	342	22.80	34	0
Monk Williams, WR 1968	5	112	22.40	33	0
John McDaniel, WR 1974-77	6	133	22.17	26	0
Warren McVea, WR/KOR 1968	14	310	22.14	30	0
Rodney Heath, CB 1999-2001	1	22	22.00	22	0
Darius Phillips, CB 2018-20	17	373	21.94	37	0
Damon Gibson, WR/PR 1998	17	372	21.88	30	0
Joe Wilson, RB 1973	8	173	21.63	27	0
Mike Fuller, S/PR 1981-82	2	43	21.50	34	0
Clarence Chapman, CB 1980-81	8	171	21.38	29	0
John Guillory, DB 1969-70	8	170	21.25	28	0

Steve Holden, WR 1977	2	42	21.00	24	0
Archie Griffin, RB 1976-83	22	461	20.95	31	0
Lynn James, WR 1990-91	9	186	20.67	43	0
Fred Phillips, RB/DB 1968-72	6	124	20.67	31	0
Dana Wright, RB 1987	13	266	20.46	30	0
Corey Sawyer, CB/PR 1994-98	15	305	20.33	33	0
James Hundon, WR 1996-99	20	406	20.30	31	0
Charlie Davis, RB 1974-75	12	243	20.25	28	0
Fred Willis, RB 1971-72	4	81	20.25	32	0
John Simmons, CB/PR/KOR 1981-86	17	342	20.12	36	0
Stepfret Williams, WR 1998	1	20	20.00	20	0
Rudi Johnson, RB 2001-07	19	379	19.95	42	0
Harold Green, RB 1990-95	9	179	19.89	31	0
Lenvil Elliott, RB 1973-78	20	395	19.75	46	0
Don Bass, WR/TE 1978-81	7	138	19.71	33	0
Chris Perry, RB/KOR 2004-08	21	412	19.62	36	0
Ryan Benjamin, RB 1993	4	78	19.50	24	0
Rex Burkhead, RB 2013-16	6	114	19.00	26	0
Derrick Fenner, RB 1992-94	2	38	19.00	19	0
Steve Kreider, WR 1979-86	1	19	19.00	19	0
Brian Leonard, RB 2009-12	2	38	19.00	24	0
Carl Zander, LB 1985-91	1	19	19.00	19	0
Damon Griffin, WR/PR 1999-2000	23	425	18.48	42	0
Dave Lewis, P/OB 1970-73	3	55	18.33	27	0
Terrell Roberts, CB 2003-04	7	128	18.29	23	0
Phil Spiller, S 1968	5	91	18.20	28	0
Daniel Coats, TE/FB 2007-10	1	18	18.00	18	0
Rickey Dixon, DB 1988-92	1	18	18.00	18	0
Gunnard Twynier, WR 1997	4	72	18.00	24	0
Mitchell Price, CB/PR 1990-93	17	302	17.76	33	0
Quan Cosby, WR/PR 2009-10	16	283	17.69	31	0
Estes Banks, RB 1968	6	106	17.67	24	0
Charlie Joiner, WR 1972-75	5	88	17.60	25	0
Bryan Hicks, S 1980-84	5	87	17.40	21	0
Richard Carey, CB 1989	6	104	17.33	23	0
Leon Hall, CB 2007-15	3	52	17.33	29	0
Lyle Blackwood, S/PR 1973-75	1	17	17.00	17	0
James Brooks, RB 1984-91	24	408	17.00	37	0
Jo-Jo Heath, DB 1980	3	51	17.00	21	0
James Joseph, RB 1995	1	17	17.00	17	0
Nathan Poole, RB 1979-80	8	136	17.00	24	0
Rodney Holman, TE 1982-92	2	33	16.50	18	0
Carl Powell, DE 2003-05	2	33	16.50	20	0
Ed Williams, RB 1974-75	2	33	16.50	22	0
Shane Garrett, WR/KOR 1991-92	13	214	16.46	24	0
Steve Broussard, RB 1994	7	115	16.43	24	0
Ron Lamb, RB 1968-71	9	147	16.33	25	0
Jerry Anderson, S 1977	8	129	16.13	21	0
Ostell Miles, RB 1992-93	12	193	16.08	27	0
Jeremi Johnson, FB 2003-09	1	16	16.00	16	0
Marc Logan, RB 1987-88	7	111	15.86	24	0
Craig Yeast, WR/PR 1999-2000	10	156	15.60	29	0
John Farley, RB 1984	6	93	15.50	32	0
Vaughn Lusby, CB/PR 1979	6	92	15.33	28	0
Ken Brown, WR 1987	3	45	15.00	20	0
Marvin Cobb, S 1975-79	1	15	15.00	15	0
Jim Corbett, TE 1977-80	1	15	15.00	15	0
Howie Kurnick, LB 1979-80	4	60	15.00	20	0
Dennis Law, WR/PR 1978	2	30	15.00	17	0
Langston Moore, DT 2004	1	15	15.00	15	0
Ross Browner, DE 1978-86	2	29	14.50	15	0
Deltha O'Neal, CB 2004-07	2	29	14.50	15	0
Kendall Smith, WR 1989-90	7	100	14.29	20	0
Cedric Peerman, RB 2010-17	11	157	14.27	26	0
Laveranese Coles, WR 2009	1	14	14.00	14	0
Melvin Morgan, CB 1976-78	1	14	14.00	14	0
James Johnson, RB 2008	1	13	13.00	13	0
Khalid Kareem, DE 2020	1	13	13.00	13	0

Samaje Perine, RB 2019-20	1	13	13.00	13	0
Jeff Query, WR 1992-95	1	13	13.00	13	0
Giovani Bernard, RB 2013-20	7	90	12.86	24	0
Doug Dressler, RB 1970-74	8	100	12.50	22	0
Nick Luchey, FB/H-B 1999-2002, '05	13	161	12.38	24	0
Jim Browner, S 1979-80	8	97	12.13	26	0
Louis Breedon, CB 1977-87	1	12	12.00	12	0
M.L. Harris, TE 1980-85	1	12	12.00	12	0
Ron Hunt, OT 1976-78	2	24	12.00	17	0
Jim Riggs, TE 1987-92	3	35	11.67	15	0
Tony Davis, RB/PR 1976-78	10	114	11.40	21	0
Joe King, S 1991	3	34	11.33	17	0
Boobie Clark, FB 1973-78	1	11	11.00	11	0
Jeff Cothran, FB 1994-96	1	11	11.00	11	0
Guy Dennis, G 1969-72	1	11	11.00	11	0
Pete Johnson, FB 1977-83	1	11	11.00	11	0
Wayne McClure, LB 1968, '70	1	11	11.00	11	0
Dennis Randall, DE 1968	1	11	11.00	11	0
Eric Kattus, TE 1986-91	3	32	10.67	13	0
Mike Barber, WR 1990-92	2	21	10.50	14	0
Craig Taylor, RB 1989-91	2	21	10.50	16	0
Lorenzo Neal, FB 2001-02	5	52	10.40	17	0
DeDe Dorsey, RB 2007-08	2	20	10.00	20	0
Stan Fritts, RB 1975-76	1	10	10.00	10	0
Kimo von Oelhoffen, NT/DT 1994-99	1	10	10.00	10	0
Reggie Kelly, TE 2003-10	7	68	9.71	15	0
Ki-Jana Carter, RB 1995-99	1	9	9.00	9	0
Greg Meehan, WR 1987	1	9	9.00	9	0
Brock Gutierrez, C/G 1996-2002	3	26	8.67	11	0
Tony Stewart, TE 2002-06	5	43	8.60	13	0
Orson Charles, TE 2012-13	2	17	8.50	10	0
Jerome Simpson, WR 2008-11	1	8	8.00	8	0
Steve Tovar, LB 1993-97	1	8	8.00	8	0
Chris Pressley, FB 2010-13	2	15	7.50	8	0
Larry Kinnebrew, FB 1983-87	1	7	7.00	7	0
Marco Battaglia, TE 1996-01	2	13	6.50	8	0
Ron Simpkins, LB 1980-86	5	32	6.40	15	0
Eddie Brown, WR 1985-91	1	6	6.00	6	0
Steve Bush, TE/FB/LB 1997-2000	3	18	6.00	8	0
Ron Dugans, WR 2000-02	1	6	6.00	6	0
Greg Fairchild, G 1976-77	1	6	6.00	6	0
Clem Turner, RB 1969	3	15	5.00	13	0
Nate Clements, CB/S 2011-12	1	4	4.00	4	0
Tony McGee, TE 1993-01	1	4	4.00	4	0
Troy Sadowski, TE 1994-96	2	7	3.50	7	0
Mohamed Sanu, WR 2012-15	1	2	2.00	2	0
Matt Schobel, TE 2002-05	2	4	2.00	4	0
Glen Steele, DT/DE 1998-2003	1	2	2.00	2	0
Ted Vincent, DT 1978	2	2	2.00	2	0
Eric Shaw, LB 1992-94	1	1	1.00	1	0
Tom Dinkel, LB 1978-83, '85	2	1	0.50	1	0
Cethan Carter, TE/H-B 2017-20	1	0	0.00	0	0
Bruce Coslet, TE 1969-76	1	0	0.00	0	0
Brad Cousino, LB 1975	1	0	0.00	0	0
David Fulcher, S 1986-92	1	0	0.00	0	0
James Griffin, S 1983-85	1	0	0.00	0	0
Harry Gunner, DE 1968-69	1	0	0.00	0	0
John Holifield, RB 1988-89	1	0	0.00	0	0
Mike Kelly, TE 1970-72	2	0	0.00	0	0
Bobby Kemp, S 1981-86	1	0	0.00	0	0
Saint Saffold, WR 1968	1	0	0.00	0	0
Gary Williams, WR 1984	1	0	0.00	0	0
Eric Thomas, CB 1987-92	1	-1	-1.00	-1	0
Andre Collins, LB 1995-97	1	-3	-3.00	-3	0
Robert Jackson, S 1981-87, '89	0f	0	—	—	0
Keiwan Ratliff, CB/PR 2004-07, '09-10	0f	0	—	—	0
Rick Razzano, LB 1980-84	0f	0	—	—	0

ALL-TIME INTERCEPTIONS

Order based on total interceptions. Updated through 2020 season.
Players active with Bengals as of July 19, 2021 are listed in

(All-time individual stats — interceptions, cont.)

Carl Zander, LB 1985-91	3	33	11.0	18	0
Ken Avery, LB 1969-74	2	20	10.0	15	0
Rogers Beckett, S 2003-04	2	11	5.5	11	0
Lyle Blackwood, S/PR 1973-75	2	44	22.0	40	0
Preston Brown, LB 2018-19	2	20	10.0	18	0
Chris C. Carter, S 2000-01	2	16	8.0	10	0
Andre Collins, LB 1995-97	2	3	1.5	3	0
Carlos Dunlap, DE 2010-20	2	30	15.0	161	2
Jordan Evans, LB 2017-20	2	7	3.5	7	0
Mike Fuller, S/PR 1981-82	2	31	15.5	31	0
Harry Gunner, DE 1968-69	2	90	45.0	701	1
Roger Jones, CB 1994-96	2	47	23.5	30	1
Joe Kelly, LB 1986-89	2	31	15.5	25	0
Emmanuel Lamur, LB 2012-15	2	6	3.0	5	0
Alonzo Miltz, DE 1991-92	2	11	5.5	8	0
Marvin Morgan, CB 1976-78	2	64	32.0	64	0
Mitchell Price, CB/PR 1990-93	2	0	0.0	0	0
Keith Rivers, LB 2008-11	2	39	19.5	39	0
Mark Roman, CB/S 2000-03	2	1	0.5	1	0
John Simmons, CB/PR/KOR 1981-86	2	43	21.5	431	1
Darryl Smith, CB 1987-88	2	0	0.0	0	0
Justin Smith, DE 2001-07	2	28	14.0	21	0
Jimmy Turner, CB 1983-86	2	44	22.0	40	0
Nick Vigil, LB 2016-19	2	34	17.0	34	0
Leon White, LB 1986-91	2	43	21.5	22	0
Sheldon White, CB 1993	2	19	9.5	14	0
Solomon Wilcotts, S/CB 1987-90	2	43	21.5	37	0
Logan Wilson, LB 2020	2	0	0.0	0	0
Mackensie Alexander, CB 2020	1	21	21.0	21	0

Robert Bean, CB 2000-01	1	0	0.0	0	0
Myron Bell, S 1998-99	1	5	5.0	5	0
Roosevelt Blackmon, CB 1998-99	1	0	0.0	0	0
Greg Bright, S 1980-81	1	5	5.0	5	0
Jim Browner, S 1979-80	1	15	15.0	15	0
Ross Browner, DE 1978-86	1	29	29.0	29	0
Richard Carey, CB 1989	1	5	5.0	5	0
Al Coleman, S 1969-71	1	15	15.0	15	0
Ricky Davis, S 1975	1	26	26.0	26	0
Akeem Davis-Gaither, LB 2020	1	0	0.0	0	0
Chris Devlin, LB 1975-78	1	2	2.0	2	0
Tom Dinkel, LB 1978-83, '85	1	1	1.0	1	0
Gerald Dixon, LB 1996-97	1	10	10.0	10	0
Eddie Edwards, DE/DT 1977-88	1	2	2.0	2	0
Richard Fain, CB 1991	1	1	1.0	1	0
Jonathan Fanene, DE/DT 2005-11	1	45	45.0	451	1
Clayton Fejedelem, S 2016-19	1	5	5.0	5	0
Steve Foley, LB 1998-2002	1	1	1.0	1	0
Oliver Gibson, DT/NT 1999-2003	1	6	6.0	6	0
Alan Grant, CB 1993	1	17	17.0	17	0
David Grant, NT 1988-91	1	0	0.0	0	0
John Guillory, DB 1969-70	1	0	0.0	0	0
James Harrison, LB 2013	1	9	9.0	9	0
Sherrill Headrick, LB 1968	1	0	0.0	0	0
Kim Herring, S 2004-05	1	0	0.0	0	0
Bryan Hicks, S 1980-84	1	8	8.0	8	0
Landon Johnson, LB 2004-07	1	2	2.0	2	0
Dhani Jones, LB 2007-10	1	13	13.0	13	0
Ethan Kilmer, S 2006-08	1	52	52.0	521	1
Charlie King, CB 1968-69	1	32	32.0	321	1
Jevon Langford, DE 1996-01	1	0	0.0	0	0
Chris Lewis-Harris, CB 2012-16	1	10	10.0	11	0

Corey Lynch, S 2008	1	6	6.0	6	0
Tremain Mack, S/CB/KOR 1997-2000	1	29	29.0	29	0
Ricardo McDonald, LB 1992-97	1	0	0.0	0	0
Michael Myers, DT 2007	1	0	0.0	0	0
Tom Nelson, S 2009-10	1	2	2.0	2	0
Rob Niehoff, S 1987	1	19	19.0	19	0
Ifeanyi Ohaile, S 2005	1	15	15.0	15	0
Carl Powell, DE 2003-05	1	-2	-2.0	-2	0
Ron Pritchard, LB 1972-77	1	0	0.0	0	0
Thomas Randolph, CB 1998	1	0	0.0	0	0
Rick Razzano, LB 1980-84	1	11	11.0	11	0
Terrell Roberts, CB 2003-04	1	6	6.0	6	0
Adrian Ross, LB 1998-2003	1	11	11.0	11	0
Frostee Rucker, DE 2006-11	1	26	26.0	26	0
Kel'Varae Russell, CB 2016-17	1	0	0.0	0	0
Dane Sanzenbacher, WR 2013-14	1	6	6.0	6	0
Jeff Schuh, LB 1981-85	1	0	0.0	0	0
Josh Shaw, CB 2015-17	1	0	0.0	0	0
Ron Shumon, LB 1978	1	48	48.0	48	0
LeShaun Sims, CB 2020	1	0	0.0	0	0
Pat Sims, DT 2008-12, '15-17	1	3	3.0	3	0
Lamont Thompson, S 2002	1	4	4.0	4	0
John Thornton, DT 2003-08	1	0	0.0	0	0
Morgan Trent, CB 2009-11	1	0	0.0	0	0
B.W. Webb, CB 2019	1	1	1.0	1	0
Leonard Wheeler, CB 1992-96	1	36	36.0	24	0
Marvin White, S 2007-08, '10	1	0	0.0	0	0
Wilson Whitley, DT 1977-82	1	2	2.0	2	0
Dan Wilkinson, DT/DE 1994-97	1	7	7.0	7	0
Roy Williams, S 2009-10	1	0	0.0	0	0

ALL-TIME SACKS

Order based on total sacks. Updated through 2020 season. Players active with Bengals as of July 19, 2021 are listed in bold.

PLAYER, POS., YEARS	SKS	YDS
Eddie Edwards, DE/DT 1977-88	83.5	675.5
Carlos Dunlap, DE 2010-20	82.5	546.0
Geno Atkins, DT 2010-20	75.5	507.5
Reggie Williams, LB 1976-89	62.5	496.0
Ross Browner, DE 1978-86	59.0	508.0
Justin Smith, DE 2001-07	43.5	299.5
Michael Johnson, DE/LB 2009-13, '15-18	40.5	266.5
Tim Krumrie, NT 1983-94	34.5	238.0
Robert Geathers, DE/LB 2004-14	34.0	223.0
James Francis, LB 1990-98	33.0	224.5
Gary Burley, DE 1975-83	31.5	268.0
Coy Bacon, DE 1976-77	27.5	262.5
Alfred Williams, LB/DE 1991-94	26.5	176.0
Dan Wilkinson, DT/DE 1994-97	25.0	165.5
John Copeland, DE/DT 1993-2000	24.0	150.0
Reinard Wilson, LB/DE 1997-2002	24.0	150.0
Brian Simmons, LB 1998-06	23.0	148.0
Jim Skow, DE 1986-89	21.5	180.0
Wallace Gilberry, DE 2012-16	20.0	137.5
Carl Lawson, DE/LB 2017-20	20.0	131.0
Domata Peko, DT 2006-16	18.5	108.5
Daniel Stubbs, DE 1991-93	17.0	117.0
John Thornton, DT 2003-08	17.0	116.0
Sam Hubbard, DE 2018-20	16.5	101.5
Bo Harris, LB 1975-82	15.5	115.0
Emmanuel King, LB 1985-88	15.0	139.0
Jason Buck, DE 1987-90	14.5	115.0
Duane Clemons, DE 2003-05	14.5	99.5
Takeo Spikes, LB 1998-2002	14.5	119.0
Jonathan Fanene, DE/DT 2005-11	13.5	89.0
Ricardo McDonald, LB 1992-97	13.0	62.0
Oliver Gibson, DT/NT 1999-2003	12.0	67.5
Tony Williams, DT 2001-04	12.0	68.0
Barney Bussey, SKOR 1986-92	11.5	93.5
Wilson Whitley, DT 1977-82	11.5	89.5
Antwan Odom, DE 2008-10	11.0	79.0
Michael Bankston, DE 1998-00	10.5	49.5
Steve Foley, LB 1998-2002	9.5	62.0
Darryl Williams, S 1992-95, 2000-01	9.5	79.0
Glen Collins, DE 1982-85	9.0	81.0
Natu Tuatagaloa, DE 1989-91	9.0	56.0
Vontaze Burfitt, LB 2012-18	8.5	64.0
Chris Crocker, S 2008-13	8.5	44.0
Gerald Dixon, LB 1996-97	8.5	55.5
David Fulcher, S 1986-92	8.5	74.5
David Grant, NT 1988-91	8.5	67.5

Jim LeClair, LB 1972-83*	8.5	84.0
Mike St. Clair, DE 1980-82	8.0	67.0
Carl Zander, LB 1985-91	8.0	73.0
Chinedum Ndukwe, S 2007-10	7.5	62.5
Andre Collins, LB 1995-97	7.0	40.0
Frostee Rucker, DE 2006-11	7.0	49.0
Pat Sims, DT 2008-12, '15-17	7.0	40.5
Steve Tovar, LB 1993-97	7.0	39.0
Glenn Cameron, LB 1975-85*	6.0	48.0
Cory Hall, S 1999-2002	6.0	38.0
Kevin Kaesviharn, S/CB 2001-06	6.0	37.0
Vincent Rey, LB 2010-18	6.0	44.0
Jeff Schuh, LB 1981-85	6.0	52.0
Leon White, LB 1986-91	6.0	45.0
Ron N. Carpenter, DT/DE 1970-76*	5.5	54.0
Mike Hammerstein, DE/NT 1986-90	5.5	42.0
Kevin Hardy, LB 2003-04	5.5	29.0
Dhani Jones, LB 2007-10	5.5	37.0
Skip McClendon, DE 1987-91	5.5	54.5
Reggie Nelson, S 2010-15	5.5	47.5
Sam Shade, S 1995-98	5.0	33.0
Clyde Simmons, DE 1998	5.0	37.0
Kimo von Oelhoffen, NT/DT 1994-99	5.0	32.5
Will Clarke, DE 2014-16	4.5	16.5
Tom Dinkel, LB 1978-83, '85	4.5	32.0
David Pollack, LB 2005-07	4.5	34.0
Bryan Robinson, DE/DT 2005-07	4.5	25.0
Ron Simpkins, LB 1980-86	4.5	31.0
Louis Breeden, CB 1977-87	4.0	36.0
Bobby Kemp, S 1981-86	4.0	23.0
Rey Maualuga, LB 2009-16	4.0	18.0
Lamar Rogers, DE 1991-92	4.0	28.5
Keith Rucker, DT 1994-95	4.0	20.0
Madieu Williams, S/CB 2004-07	4.0	23.0
Andrew Billings, DT 2016-19	3.5	27.5
Jordan Evans, LB 2017-20	3.5	17.0
Brandon Johnson, LB 2008-11	3.5	16.5
Landon Johnson, LB 2004-07	3.5	26.0
Roger Jones, CB 1994-96	3.5	24.0
Jevon Langford, DE 1996-2001	3.5	25.0
Manny Lawson, LB 2011-12	3.5	22.0
Carl Powell, DE 2003-05	3.5	20.5
Corey Sawyer, CB/PR 1994-98	3.5	33.5
Glen Steele, DT/DE 1998-2003	3.5	27.0
Leo Barker, LB 1984-91	3.0	33.0
Rogers Beckett, S 2003-04	3.0	24.0
Myron Bell, S 1998-99	3.0	22.5
Canute Curtis, LB 1997-2002	3.0	17.0
Darqueze Dennard, CB 2014-19	3.0	9.0
Guy Frazier, LB 1981-84	3.0	29.0
Alex Gordon, LB 1991-93	3.0	15.0

Artrell Hawkins, CB 1998-2003	3.0	21.0
Joe Kelly, LB 1986-89	3.0	15.0
Dre Kirkpatrick, CB 2012-19	3.0	12.0
Mack Mitchell, DE 1979	3.0	14.0
Alonzo Miltz, DE 1991-92	3.0	23.5
Elston Riddle, DE 1992	3.0	9.0
Adrian Ross, LB 1998-03	3.0	19.0
Artie Smith, DE 1994-96	3.0	12.0
Chris Smith, DE 2017	3.0	36.0
Ramondo Stallings, DE 1994-98	3.0	24.0
Eric Thomas, CB 1987-92	3.0	28.0
Brandon Thompson, DT 2012-16	3.0	21.5
Shawn Williams, S 2013-20	3.0	7.0
Bill Berthussen, DE 1987	2.5	12.5
Jerry Boyarsky, NT 1982-85	2.5	27.5
Toney Catchings, LB 1987	2.5	14.5
James Hunt, DE/DT 2013-16, '20	2.5	24.0
Tim Johnson, DT 1996	2.5	22.0
Mark Roman, CB/S 2000-03	2.5	15.0
Sam Adams, DT 2006	2.0	8.0
Lewis Billups, CB 1986-91	2.0	18.0
Ahmad Brooks, LB 2006-07	2.0	13.0
Bob Brown, DT 1975-76*	2.0	21.0
James Harrison, LB 2013	2.0	2.0
Ray Horton, CB 1983-88	2.0	19.0
Thomas Howard, LB 2011-12	2.0	10.0
Ken Johnson, DE 1971-77*	2.0	23.0
Tank Johnson, DT 2009-10	2.0	7.0
Adam Jones, CB/PR/KOR 2010-17	2.0	7.0
Bo Orlando, S 1996-97	2.0	13.0
Keith Rivers, LB 2008-11	2.0	13.0
Nick Vigil, LB 2016-19	2.0	7.0
Kevin Walker, LB 1988-92	2.0	11.0
Mike White, DT 1979-80	2.0	16.0
Jordan Willis, DE 2017-18	2.0	11.0
Vaughn Booker, DE 2000-02	1.5	8.0
Dexter Jackson, S 2006-08	1.5	7.5
Christian Ringo, DT 2018	1.5	12.5
Odell Thurman, LB 2005	1.5	13.0
Tom Tumulty, LB 1996-99	1.5	11.0
Blue Adams, CB 2007	1.0	7.0
Ashley Ambrose, CB 1996-98	1.0	10.0
Greg Bright, S 1980-81	1.0	10.0
Andrew Brown, DE 2019-20	1.0	4.0
Josh Byrnes, LB 2020	1.0	0.0
Chris C. Carter, S 2000-01	1.0	9.0
Nate Clements, CB/S 2011-12	1.0	8.0
Karlos Dansby, LB 2016	1.0	0.0
Kiki DeAyala, LB 1986-87	1.0	11.0
Mike Frier, DE 1992-94	1.0	0.0
James Griffin, S 1983-85	1.0	11.0

Ray Griffin, CB/KOR 1978-84	1.0	10.0
A.J. Hawk, LB 2015	1.0	8.0
Bryan Hicks, S 1980-84	1.0	10.0
George Hinkle, DE 1993	1.0	8.0
William Jackson III, CB 2016-20	1.0	7.0
Tory James, CB 2003-06	1.0	1.0
Dick Jauron, S 1978-81	1.0	15.0
Kelly Jennings, CB 2011	1.0	2.0
Walter Johnson, DT 1977	1.0	11.0
Khalid Kareem, DE 2020	1.0	0.0
Todd Kelly, DE 1995-96	1.0	11.0
Bill Kollar, DT 1974-76	1.0	10.0
Lemar Marshall, LB 2007	1.0	6.0
Taylor Mays, S 2011-14	1.0	6.0
Caleb Miller, LB 2004-07	1.0	7.0
Anthony Mitchell, S 2004-06	1.0	4.0
Langston Moore, DT 2004	1.0	7.0
Michael Myers, DT 2007	1.0	4.0
Roosevelt Nix, DE 1992-93	1.0	2.0
Alfred Oglesby, DT 1995	1.0	3.0
Louis Oliver, S 1994	1.0	1.0
Deltha O'Neal, CB 2004-07	1.0	8.0
Ron Pritchard, LB 1972-77	1.0	12.0
Andre Purvis, DT/DE 1997-99	1.0	6.0
Terrell Roberts, CB 2003-04	1.0	13.0
Scott Schutt, LB 1987	1.0	18.0
John Simmons, CB/PR/KOR 1981-86	1.0	15.0
Armegis Spearman, LB 2000-02	1.0	12.0
Morgan Trent, CB 2009-11	1.0	7.0
Fernandus Vinson, S 1991-94	1.0	15.0
David Ward, LB 1987	1.0	3.0
Adolphus Washington, DT 2018	1.0	8.0
Nate Webster, LB 2004-05	1.0	8.0
Bernard Whittington, DT/DE 2001-02	1.0	3.0
Solomon Wilcoits, S/CB 1987-90	1.0	18.0
Roy Williams, S 2009-10	1.0	3.0
Xavier Williams, DT 2020	1.0	0.0
Logan Wilson, LB 2020	1.0	5.0
Tommy Casanova, S/PR 1972-77	0.5	10.0
Akeem Davis-Gaither, LB 2020	0.5	0.0
Emmanuel Lamur, LB 2012-15	0.5	4.0
Tim Morabito, DT 1996	0.5	0.0
Dan Skuta, LB 2009-12	0.5	4.0
Devon Sill, DT 2012-14	0.5	2.5
Mike Thompson, NT 1998	0.5	6.0
DeShawn Williams, DT 2016	0.5	1.0
(team)	12.0	81.0

SUPERLATIVE PERFORMANCES

SINGLE SEASON

1000-YARD RUSHERS			3000-YARD PASSERS			1000-YARD RECEIVERS		
YARDS	PLAYER	YEAR	YARDS	PLAYER	YEAR	YARDS	PLAYER	YEAR
1458	Rudi Johnson	2005	4293	Andy Dalton	2013	1440	Chad Johnson	2007
1454	Rudi Johnson	2004	4206	Andy Dalton	2016	1432	Chad Johnson	2005
1435	Corey Dillon	2000	4131	Carson Palmer	2007	1426	A.J. Green	2013
1315	Corey Dillon	2001	4035	Carson Palmer	2006	1369	Chad Johnson	2006
1311	Corey Dillon	2002	3970	Carson Palmer	2010	1355	Chad Johnson	2003
1309	Rudi Johnson	2006	3959	Boomer Esiason	1986	1350	A.J. Green	2012
1251	Cedric Benson	2009	3836	Carson Palmer	2005	1297	A.J. Green	2015
1239	James Brooks	1989	3822	Jeff Blake	1995	1274	Chad Johnson	2004
1200	Corey Dillon	1999	3754	Ken Anderson	1981	1273	Eddie Brown	1988
1170	Harold Green	1992	3669	Andy Dalton	2012	1234	Carl Pickens	1995
1168	Joe Mixon	2018	3624	Jeff Blake	1996	1211	Tim McGee	1999
1137	Joe Mixon	2019	3591	Jon Kitna	2003	1180	Carl Pickens	1996
1130	Corey Dillon	1998	3572	Boomer Esiason	1988	1166	Chad Johnson	2002
1129	Corey Dillon	1997	3525	Boomer Esiason	1989	1143	T.J. Houshmandzadeh	2007
1124	Jeremy Hill	2014	3494	Andy Dalton	2019	1130	Cris Collinsworth	1983
1111	Cedric Benson	2010	3443	Boomer Esiason	1985	1127	Carl Pickens	1994
1094	BenJarvus Green-Ellis	2012	3398	Andy Dalton	2011	1125	Cris Collinsworth	1985
1087	James Brooks	1986	3398	Andy Dalton	2014	1081	T.J. Houshmandzadeh	2006
1077	Pete Johnson	1981	3321	Boomer Esiason	1987	1078	A.J. Green	2017
1067	Cedric Benson	2011	3320	Andy Dalton	2017	1057	A.J. Green	2011
1066	Ickey Woods	1988	3250	Andy Dalton	2015	1047	Chad Johnson	2009
1023	Paul Robinson	1968	3216	Jon Kitna	2001	1046	Tyler Boyd	2019
1004	James Brooks	1990	3178	Jon Kitna	2002	1041	A.J. Green	2014
			3169	Ken Anderson	1975	1028	Tyler Boyd	2018
			3094	Carson Palmer	2009	1024	Cris Collinsworth	1986
			3031	Boomer Esiason	1990	1023	Carl Pickens	1998
						1022	Darnay Scott	1999
						1009	Cris Collinsworth	1981

SINGLE GAME

100-YARD RUSHERS

Order is chronological. Updated through 2020 season.

Order is chronological. Updated through 2020 season.							11-27-88	Buff.	Ickey Woods	26	129	17	3	11-28-04	Cle.	Rudi Johnson	26	202	52	2
DATE	OPP	PLAYER	ATT	YDS	LG	TD	12-4-88	S.D.	Ickey Woods	19	141	30	2	12-19-04	Buff.	Rudi Johnson	23	130	31	1
10-27-68	@Oak.	Paul Robinson	17	159	87	1	12-17-88	Wash.	Ickey Woods	18	115	24	0	9-11-05	@Cle.	Rudi Johnson	26	126	13	1
11-3-68	Hou.	Paul Robinson	21	156	31	1	9-17-89	Pitt.	James Brooks	20	113	16	1	11-27-05	Balt.	Rudi Johnson	27 <td>114</td> <td>28</td> <td>2</td>	114	28	2
11-10-68	K.C.	Paul Robinson	24	115	36	0	10-8-89	@Pitt.	James Brooks	17	127	65	2	12-11-05	Cle.	Rudi Johnson	30	169	32	1
11-17-68	@Mia.	Paul Robinson	22	134	54	3	10-29-89	T.B.	James Brooks	17	131	41	1	12-18-05	@Det.	Rudi Johnson	24	117	33	2
10-4-69	@S.D.	Jess Phillips	13	103	49	0	11-13-89	@Hou.	James Brooks	19	141	58	1	9-17-06	Cle.	Rudi Johnson	26	145	20	2
11-2-69	Oak.	Jess Phillips	15	120	83	1	11-26-89	@Buff.	James Brooks	20	105	30	0	10-22-06	Car.	Rudi Johnson	26	101	21	0
11-30-69	@Buff.	Paul Robinson	24	117	17	0	11-18-90	Pitt.	James Brooks	20	105	21	0	11-19-06	@N.O.	Rudi Johnson	27	111	22	0
9-20-70	Oak.	Jess Phillips	15	130	76	1	12-23-90	Hou.	James Brooks	20	201	56	1	12-10-06	Oak.	Rudi Johnson	30	117	11	2
11-15-70	Cle.	Virgil Carter	9	110	73	0	9-8-91	Hou.	James Brooks	20	101	14	0	12-24-06	@Den.	Rudi Johnson	30	129	13	1
11-22-70	Pitt.	Paul Robinson	18	119	24	1	9-15-91	@Cle.	James Brooks	18	111	25	0	9-16-07	@Cle.	Rudi Johnson	23	118	20	0
9-19-71	Phil.	Essex Johnson	8	113	68	1	10-13-91	@Dall.	Harold Green	12	124	75	1	10-21-07	NYJ	Kenny Watson	31	130	12	3
12-5-71	@Cle.	Essex Johnson	4	109	86	1	10-21-91	@Buff.	Harold Green	26	141	28	0	12-23-07	Cle.	Kenny Watson	30	130	24	1
10-29-72	Hou.	Doug Dressler	19	110	16	1	11-3-91	Cle.	Harold Green	24	135	29	0	11-2-08	Jax.	Cedric Benson	24	104	30	1
10-29-72	Hou.	Essex Johnson	16	103	19	1	9-6-92	@Sea.	Harold Green	21	123	52	0	12-21-08	@Cle.	Cedric Benson	38	171	46	0
9-23-73	Hou.	Essex Johnson	15	131	19	1	9-20-92	@G.B.	Harold Green	21	101	15	0	12-28-08	K.C.	Cedric Benson	25 <td>111</td> <td>14</td> <td>1</td>	111	14	1
9-30-73	@S.D.	Essex Johnson	21	121	29	0	11-8-92	@Chi.	Harold Green	25	117	16	0	9-20-09	@G.B.	Cedric Benson	29	141	14	0
10-14-73	Pitt.	Boobie Clark	28	112	11	1	11-29-92	Pitt.	Harold Green	16	116	34	0	10-11-09	@Balt.	Cedric Benson	27	120	28	1
10-21-73	K.C.	Boobie Clark	26	104	11	1	12-20-92	N.E.	Harold Green	31	190	53	1	10-25-09	Chi.	Cedric Benson	37	189	26	1
10-31-76	Cle.	Boobie Clark	21	100	24	2	9-21-97	@Den.	Ki-Jana Carter	13	104	79	1	11-8-09	Balt.	Cedric Benson	34	117	21	1
11-21-76	@K.C.	Archie Griffin	13	139	77	1	11-2-97	S.D.	Corey Dillon	19	123	71	1	11-22-09	@Oak.	Bernard Scott	21	119	61	0
10-23-77	Den.	Pete Johnson	16	108	65	1	11-30-97	@Phil.	Corey Dillon	19	114	37	0	11-29-09	Cle.	Larry Johnson	22	107	13	0
11-5-78	@S.D.	Deacon Turner	16	116	58	0	12-4-97	Tenn.	Corey Dillon	39	246	59	4	12-6-09	Det.	Cedric Benson	36	110	11	0
12-17-78	Cle.	Pete Johnson	27	160	25	1	12-14-97	Dall.	Corey Dillon	26	127	14	1	12-27-09	K.C.	Cedric Benson	29	133	32	0
10-28-79	Phil.	Archie Griffin	6	103	63	0	9-27-98	@Balt.	Corey Dillon	25	116	14	0	10-10-10	T.B.	Cedric Benson	23	144	22	0
11-18-79	@Hou.	Pete Johnson	14	113	35	1	10-18-98	@Tenn.	Corey Dillon	14	124	66	1	11-21-10	Buff.	Cedric Benson	25	124	26	1
11-25-79	StL.	Archie Griffin	17	105	36	0	11-1-98	Den.	Corey Dillon	35	110	27	0	12-19-10	Cle.	Cedric Benson	31	150	18	1
10-19-80	Minn.	Pete Johnson	26	115	25	1	11-29-98	Jax.	Corey Dillon	16	107	61	0	9-11-11	@Cle.	Cedric Benson	25	121	39	1
11-30-80	@K.C.	Pete Johnson	17	112	57	1	9-26-99	@Car.	Corey Dillon	20	113	30	0	10-2-11	Buff.	Cedric Benson	19	104	28	0
12-7-80	Balt.	Pete Johnson	32	118	9	2	10-10-99	@Cle.	Corey Dillon	28	168	38	0	11-27-11	Cle.	Cedric Benson	21	106	33	1
12-14-80	@Chi.	Pete Johnson	28	134	18	1	11-28-99	@Pitt.	Corey Dillon	23	120	20	0	11-18-12	@K.C.	BenJarvus Green-Ellis	25	101	21	1
11-1-81	Hou.	Pete Johnson	26	114	15	1	12-5-99	S.F.	Corey Dillon	25	133	27	1	11-25-12	Oak.	BenJarvus Green-Ellis	19	129	48	1
11-29-81	@Cle.	Pete Johnson	21	105	18	2	12-12-99	Cle.	Corey Dillon	28	192	50	3	12-2-12	@S.D.	BenJarvus Green-Ellis	25	118	41	0
11-28-82	L.A. Raiders	Pete Johnson	23	129	19	1	10-1-00	Mia.	Corey Dillon	22	110	19	0	12-13-12	@Phil.	BenJarvus Green-Ellis	25	106	29	1
10-30-83	G.B.	Pete Johnson	26	112	11	2	10-22-00	Den.	Corey Dillon	22	278	65	2	10-12-14	Car.	Giovani Bernard	18	137	89	1
11-20-83	Hou.	Pete Johnson	30	137	15	2	10-29-00	@Cle.	Corey Dillon	27	137	25	1	11-2-14	Jax.	Jeremy Hill	24	154	60	2
12-4-83	@Pitt.	Pete Johnson	38	126	16	2	11-26-00	Pitt.	Corey Dillon	23	128	20	2	11-16-14	@N.O.	Jeremy Hill	27	152	62	0
12-11-83	Det.	Pete Johnson	26	118	16	2	12-3-00	Ariz.	Corey Dillon	35	216	57	1	12-14-14	@Cle.	Jeremy Hill	25	148	21	2
11-18-84	Sea.	Larry Kinnebrew	22	119	12	0	9-9-01	N.E.	Corey Dillon	24	104	40	1	12-22-14	Den.	Jeremy Hill	22	147	85	1
9-8-85	Sea.	Larry Kinnebrew	18	101	16	1	10-14-01	Cle.	Corey Dillon	31	140	25	1	12-28-14	@Pitt.	Jeremy Hill	23	100	22	0
9-30-85	@Pitt.	James Brooks	18	133	32	2	10-28-01	@Det.	Corey Dillon	27	184	96	2	9-20-15	S.D.	Giovani Bernard	20	123	26	0
11-3-85	@Buff.	Larry Kinnebrew	30	128	10	1	12-23-01	@Balt.	Corey Dillon	24	127	19	0	10-23-16	Cle.	Jeremy Hill	9	168	74	1
12-8-85	Dall.	James Brooks	13	109	32	2	9-15-02	@Cle.	Corey Dillon	22	108	14	0	12-11-16	@Cle.	Jeremy Hill	25	111	11	1
9-18-86	@Cle.	James Brooks	14	118	53	0	10-6-02	@Ind.	Corey Dillon	23	164	67	2	1-1-16	Balt.	Rex Burkhead	27	119	17	2
10-19-86	Hou.	James Brooks	18	133	24	2	10-27-02	Tenn.	Corey Dillon	30	138	31	1	11-26-17	Cle.	Joe Mixon	23	114	19	1
11-2-86	@Det.	James Brooks	15	120	55	0	11-10-02	@Balt.	Corey Dillon	21	102 <th>19</th> <th>0</th> <td>12-24-17</td> <td>Det.</td> <th>Giovani Bernard</th> <td>23</td> <td>116</td> <td>25</td> <td>1</td>	19	0	12-24-17	Det.	Giovani Bernard	23	116	25	1
12-7-86	@N.E.	James Brooks	18	163	56	1	12-22-02	N.O.	Corey Dillon	18	126	26	0	10-28-18	T.B.	Joe Mixon	21	123	43	2
12-7-86	@N.E.	Stanley Wilson	16	120	58	1	10-26-03	Sea.	Rudi Johnson	27	101	18	1	12-9-18	@LAC	Joe Mixon	26	111	19	1
10-11-87	@Sea.	Marc Logan	16	103	30	1	11-9-03	Hou.	Rudi Johnson	43	182	21	2	12-16-18	Oak.	Joe Mixon	27	129	47	2
11-15-87	@Atl.	Larry Kinnebrew	27	100	17	1	11-16-03	K.C.	Rudi Johnson	22	165	54	0	12-30-18	@Pitt.	Joe Mixon	13	105	51	0
10-9-88	NYJ	Ickey Woods	30	139	21	2	11-23-03	@S.D.	Corey Dillon	18	108	39	0	11-10-19	Balt.	Joe Mixon	30	114	15	0
10-23-88	Hou.	James Brooks	16	102	18	3	12-14-03	S.F.	Rudi Johnson	21	174	49	2	12-8-19	@Cle.	Joe Mixon	23	146	26	1
11-6-88	Pitt.	Ickey Woods	10	110	56	0	10-3-04	@Pitt.	Rudi Johnson	24	123	15	1	12-15-19	N.E.	Joe Mixon	25	136	29	0
11-20-88	@Dall.	James Brooks	16	148	51	1	10-25-04	Den.	Rudi Johnson	24	119	36	1	12-29-19	Cle.	Joe Mixon	26	162	41	2
							11-14-04	@Wash.	Rudi Johnson	31	102	16	1	10-4-20	Jax.	Joe Mixon	25	151	34	2

300-YARD PASSERS

Order is chronological. Updated through 2020 season.

DATE	OPP	PLAYER	ATT	CMP	YDS	TD	LG	INT
9-21-69	S.D.	Greg Cook	22	14	327	3	78	1
10-27-74	Hou.	Ken Anderson	44	30	352	3	37	1
11-2-75	Pitt.	Ken Anderson	42	19	331	3	35	3
11-17-75	Buff.	Ken Anderson	46	30	447	2	55	0
12-10-77	Pitt.	Ken Anderson	33	15	303	1	57	1
11-13-78	Oak.	Ken Anderson	50	30	388	2	34	4
10-21-79	@Cle.	Ken Anderson	32	20	318	2	50	0
11-4-79	@Balt.	Ken Anderson	28	17	320	3	67	2
9-27-81	Buff.	Ken Anderson	40	28	328	3	23	0
10-18-81	Pitt.	Ken Anderson	28	16	346	2	73	0
11-22-81	Den.	Ken Anderson	37	25	396	3	65	0
9-12-82	Hou.	Ken Anderson	40	29	354	2	50	0
9-19-82	@Pitt.	Ken Anderson	38	27	323	0	35	3
12-20-82	@S.D.	Ken Anderson	56	40	416	2	49	1
1-2-83	@Hou.	Ken Anderson	31	27	323	2	44	0
10-2-83	Balt.	Ken Anderson	31	21	330	3	63	3
11-28-83	@Mia.	Ken Anderson	36	23	342	1	80	2
9-2-84	@Den.	Ken Anderson	49	25	323	0	28	1
9-9-84	K.C.	Ken Anderson	37	24	310	0	35	0
9-16-84	@NYJ	Ken Anderson	22	16	316	2	80	4
9-22-85	S.D.	Boomer Esiason	44	26	320	3	26	2
10-20-85	@Hou.	Boomer Esiason	52	30	381	3	39	3
12-1-85	Hou.	Boomer Esiason	24	18	320	3	64	0
12-15-85	@Wash.	Boomer Esiason	39	22	357	2	56	2
11-16-86	Sea.	Boomer Esiason	33	22	334	1	57	1
11-30-86	@Den.	Boomer Esiason	30	21	306	2	46	1
12-21-86	NYJ	Boomer Esiason	30	23	425	5	49	1
10-25-87	@Pitt.	Boomer Esiason	32	20	303	2	43	2
11-1-87	Hou.	Boomer Esiason	41	26	387	2	47	2
11-22-87	Pitt.	Boomer Esiason	53	30	409	0	49	3
12-6-87	K.C.	Boomer Esiason	44	28	368	2	26	0
12-13-87	@Cle.	Boomer Esiason	39	22	361	1	54	2
9-11-88	@Phil.	Boomer Esiason	32	20	363	4	78	1
10-2-88	@L.A. Raiders	Boomer Esiason	28	21	332	3	37	0
11-6-88	Pitt.	Boomer Esiason	23	16	318	3	86	2
9-17-89	Pitt.	Boomer Esiason	27	16	328	2	45	0
11-19-89	Det.	Boomer Esiason	39	30	399	3	55	1
12-17-89	Hou.	Boomer Esiason	27	20	326	4	74	0
12-25-89	@Minn.	Boomer Esiason	54	31	367	3	65	3
10-7-90	@L.A. Rams	Boomer Esiason	45	31	490	3	32	0
11-10-91	Pitt.	Boomer Esiason	43	32	361	1	52	1
12-22-91	N.E.	Boomer Esiason	40	20	333	3	53	0
11-6-94	@Sea.	Jeff Blake	43	31	387	0	76	1
11-13-94	Hou.	Jeff Blake	33	23	354	4	50	0
9-24-95	Hou.	Jeff Blake	46	24	356	3	56	0
11-24-96	Atl.	Jeff Blake	36	21	349	4	61	0
12-1-96	@Jax.	Jeff Blake	39	23	313	3	48	2
9-7-97	@Balt.	Jeff Blake	45	25	317	1	36	2
11-30-97	@Phil.	Boomer Esiason	47	27	378	4	52	1
9-13-98	@Det.	Neil O'Donnell	36	25	303	2	70	0
12-20-98	@Pitt.	Jeff Blake	36	20	367	1	61	1
12-5-99	S.F.	Jeff Blake	30	21	334	4	58	0
11-11-01	@Jax.	Jon Kitna	48	28	303	0	32	1
12-30-01	Pitt.	Jon Kitna	68	35	411	2	49	1
1-6-02	@Tenn.	Jon Kitna	47	28	340	0	39	1
12-1-02	Balt.	Jon Kitna	46	30	308	2	35	1
9-14-03	@Oak.	Jon Kitna	41	25	303	1	34	2
9-26-04	Balt.	Carson Palmer	52	25	316	0	23	3
12-5-04	@Balt.	Carson Palmer	36	29	382	3	51	1
9-18-05	Minn.	Carson Palmer	40	27	337	3	70	1
11-20-05	Ind.	Carson Palmer	38	25	335	2	68	1
11-27-05	Balt.	Carson Palmer	30	22	302	3	54	1
9-17-06	Cle.	Carson Palmer	40	24	352	2	43	2
9-12-06	S.D.	Carson Palmer	42	31	440	3	74	0
9-16-07	@Cle.	Carson Palmer	50	33	401	6	32	2
9-23-07	@Sea.	Carson Palmer	43	27	342	1	35	2
10-14-07	@K.C.	Carson Palmer	43	26	320	2	42	2
11-18-07	Ariz.	Carson Palmer	52	37	329	2	37	4
12-30-07	@Mia.	Carson Palmer	32	23	316	3	70	1
12-20-09	@S.D.	Carson Palmer	40	27	314	2	49	1
9-12-10	@N.E.	Carson Palmer	50	34	345	2	51	1
10-3-10	@Cle.	Carson Palmer	36	25	371	2	78	0
10-24-10	@Atl.	Carson Palmer	50	36	412	3	64	0
1-2-11	@Balt.	Carson Palmer	45	32	305	1	39	2
9-18-11	@Den.	Andy Dalton	41	27	332	2	84	0
9-12-11	@Balt.	Andy Dalton	45	24	373	1	49	3
9-16-12	Cle.	Andy Dalton	31	24	318	3	50	1
9-23-12	@Wash.	Andy Dalton	27	19	328	3	59	1
10-14-12	@Cle.	Andy Dalton	46	31	381	3	57	3
10-13-13	@Buff.	Andy Dalton	40	26	337	3	54	1
10-20-13	@Det.	Andy Dalton	34	24	372	3	82	0
10-27-13	NYJ	Andy Dalton	30	19	325	5	53	1
10-31-13	@Mia.	Andy Dalton	53	32	338	0	26	3
12-22-13	Minn.	Andy Dalton	38	27	363	4	41	0
9-7-14	@Balt.	Andy Dalton	38	25	301	1	77	0
10-12-14	Car.	Andy Dalton	43	33	323	2	34	2
12-7-14	Pitt.	Andy Dalton	29	21	302	2	81	0
9-27-15	@Balt.	Andy Dalton	32	20	383	3	80	1
10-4-15	K.C.	Andy Dalton	24	17	321	1	55	0
10-11-15	Sea.	Andy Dalton	44	30	331	2	44	1
11-22-15	@Ariz.	Andy Dalton	39	22	315	2	42	0
9-11-16	@NYJ	Andy Dalton	30	23	366	1	54	1
9-18-16	@Pitt.	Andy Dalton	54	31	366	1	29	0
10-23-16	Cle.	Andy Dalton	28	19	308	2	48	0
12-4-16	Phil.	Andy Dalton	31	23	332	2	50	0
10-8-17	Buff.	Andy Dalton	36	22	328	1	77	2
9-23-18	@Car.	Andy Dalton	46	29	352	2	49	4
9-30-18	@Atl.	Andy Dalton	41	29	337	3	39	1
9-8-19	@Sea.	Andy Dalton	51	35	418	2	55	0
9-15-19	S.F.	Andy Dalton	42	26	311	2	66	1
10-27-19	@LARams	Andy Dalton	52	32	329	1	52	0
12-22-19	@Mia.	Andy Dalton	56	33	396	4	34	0
9-17-20	@Cle.	Joe Burrow	61	37	316	3	23	0
9-27-20	@Phil.	Joe Burrow	44	31	312	2	42	0
10-4-20	Jax.	Joe Burrow	36	25	300	1	30	1
10-18-20	@Ind.	Joe Burrow	39	25	313	0	67	1
10-25-20	Cle.	Joe Burrow	47	35	406	3	29	1
12-27-20	@Hou.	Brandon Allen	37	29	371	2	42	0

100-YARD RECEIVERS

Order is chronological. Updated through 2020 season.

Order is chronological. Updated through 2020 season.							12-2-79	@Pitt.	Isaac Curtis	5	119	32	2	9-25-88	Cle.	Eddie Brown	4	127	46	0
DATE	OPP	PLAYER	NO	YDS	LG	TD	10-19-80	Minn.	Don Bass	7	110	55	1	10-9-88	NYJ	Eddie Brown	5	103	60	2
9-15-68	Den.	Bob Trumpy	4	114	58	1	12-7-80	Balt.	Isaac Curtis	7	176	67	1	11-6-88	Pitt.	Eddie Brown	7	216	86	2
9-14-69	Mia.	Eric Crabtree	3	113	69	2	9-13-81	@NYJ	Isaac Curtis	5	108	42	0	12-17-88	Wash.	Eddie Brown	2	115	69	1
9-21-69	S.D.	Bob Trumpy	3	118	78	1	9-27-81	Buff.	Cris Collinsworth	10	111	23	1	9-17-89	Pitt.	Tim McGee	6	100	27	0
9-28-69	K.C.	Bob Trumpy	4	100	80	1	10-11-81	@Balt.	Dan Ross	7	106	36	1	10-29-89	T.B.	Tim McGee	5	127	46	2
10-12-69	NYJ	Eric Crabtree	6	133	35	1	11-8-81	@S.D.	Isaac Curtis	8	147	68	1	11-19-89	Det.	Tim McGee	11	194	55	1
10-19-69	Den.	Speedy Thomas	9	155	49	1	11-22-81	Den.	Dan Ross	7	123	37	0	12-10-89	Sea.	Tim McGee	7	109	23	1
11-9-69	@Hou.	Bob Trumpy	5	159	70	3	12-20-81	@Atl.	Cris Collinsworth	5	128	74	1	12-17-89	Hou.	Eddie Brown	6	107	35	2
11-9-69	@Hou.	Eric Crabtree	5	117	70	1	9-19-82	@Pitt.	Cris Collinsworth	9	144	35	0	12-17-89	Hou.	Tim McGee	6	147	74	1
12-14-69	@Den.	Speedy Thomas	7	177	62	1	12-20-82	@S.D.	Cris Collinsworth	9	156	49	1	12-25-89	@Minn.	Eddie Brown	6	109	34	1
9-19-71	Phil.	Speedy Thomas	4	122	90	1	1-2-83	@Hou.	Dan Ross	9	101	18	1	9-16-90	@S.D.	Eddie Brown	10	178	30	2
11-14-71	@Den.	Bruce Coslet	5	102	71	1	10-2-83	Balt.	Cris Collinsworth	9	206	63	1	9-23-90	N.E.	Tim McGee	6	163	52	0
12-9-72	Cle.	Chip Myers	8	116	18	0	10-16-83	@Den.	Cris Collinsworth	7	149	48	0	10-7-90	@L.A. Rams	James Brooks	7	109	30	2
9-30-73	@S.D.	Essex Johnson	2	116	78	2	11-13-83	@K.C.	Cris Collinsworth	7	118	32	1	10-7-90	@L.A. Rams	Rodney Holman	10	161	27	0
10-21-73	K.C.	Isaac Curtis	8	106	21	0	11-28-83	@Mia.	Isaac Curtis	4	114	80	1	10-7-90	@L.A. Rams	Tim McGee	8	142	32	0
12-9-73	Cle.	Isaac Curtis	5	117	70	3	11-28-83	@Mia.	Cris Collinsworth	8	127	48	0	10-6-91	Sea.	Eddie Brown	7	117	43	0
12-16-73	@Hou.	Isaac Curtis	2	144	77	2	12-17-83	@Minn.	Steve Kreider	9	109	21	0	11-10-91	Pitt.	Tim McGee	3	101	52	0
9-15-74	Cle.	Isaac Curtis	5	117	49	1	9-2-84	@Den.	Cris Collinsworth	10	141	24	0	9-26-93	Sea.	Tony McGee	7	102	37	0
11-3-74	@Balt.	Isaac Curtis	5	166	77	2	9-16-84	@NYJ	M.L. Harris	4	148	80	1	10-24-93	@Hou.	Carl Pickens	7	127	36	0
9-21-75	Cle.	Isaac Curtis	6	127	50	1	11-25-84	Atl.	Cris Collinsworth	6	134	57	2	10-30-94	Dall.	Darnay Scott	4	155	67	2
11-2-75	Pitt.	Charlie Joiner	5	114	34	1	9-8-85	Sea.	Cris Collinsworth	4	101	71	0	11-6-94	@Sea.	Darnay Scott	7	157	76	0
11-17-75	Buff.	Isaac Curtis	7	139	55	0	9-15-85	@SIL.	Eddie Brown	5	106	44	1	11-13-94	Hou.	Carl Pickens	11	188	50	3
11-17-75	Buff.	Chip Myers	7	108	30	0	9-22-85	S.D.	Cris Collinsworth	10	161	26	2	11-20-94	Ind.	Carl Pickens	6	103	53	0
11-23-75	@Cle.	Charlie Joiner	7	200	51	0	10-20-85	@Hou.	Eddie Brown	7	124	39	1	11-27-94	@Den.	Carl Pickens	6	132	70	1
10-31-76	Cle.	Isaac Curtis	6	116	69	1	11-10-85	Cle.	Cris Collinsworth	8	135	27	0	12-4-94	Pitt.	Carl Pickens	4	105	56	1
11-14-76	Hou.	Isaac Curtis	4	116	54	1	12-8-85	Dall.	Cris Collinsworth	7	123	58	1	12-24-94	Phil.	Carl Pickens	9	135	51	1
12-6-76	@Oak.	John McDaniel	9	201	46	1	12-22-85	@N.E.	Eddie Brown	5	129	44	1	9-3-95	@Ind.	Tony McGee	6	118	41	0
9-25-77	Sea.	Isaac Curtis	3	100	54	1	9-28-86	Chi.	Cris Collinsworth	6	115	43	0	10-10-95	Jax.	Carl Pickens	5	102	68	1
11-13-77	@Minn.	Billy Brooks	7	198	94	1	11-9-86	@Hou.	Eddie Brown	9	132	26	0	9-24-95	Hou.	Tony McGee	8	109	35	1
12-10-77	Pitt.	Billy Brooks	6	166	57	0	11-30-86	@Den.	Cris Collinsworth	8	138	46	2	9-24-95	Hou.	Darnay Scott	4	125	56	1
10-29-78	Hou.	Isaac Curtis	4	130	57	1	12-7-86	@N.E.	James Brooks	6	101	30	0	10-1-95	Mia.	Carl Pickens	9	117	44	3
11-13-78	Oak.	Isaac Curtis	7	101	25	1	12-21-86	NYJ	Rodney Holman	6	129	34	1	10-19-95	@Pitt.	Carl Pickens	8	108	41	1
12-17-78	Cle.	Isaac Curtis	7	138	43	0	11-1-87	Hou.	James Brooks	6	103	46	0	11-12-95	@Hou.	Carl Pickens	7	108	30	2
9-9-79	@Buff.	Billy Brooks	6	156	73	1	11-1-87	Hou.	Cris Collinsworth	8	121	22	0	11-19-95	Pitt.	Carl Pickens	8	129	26	1
9-30-79	@Dall.	Don Bass	8	108	21	1	11-8-87	Mia.	Eddie Brown	8	105	21	0	11-10-96	Pitt.	Carl Pickens	12	103	21	0
10-21-79	@Cle.	Don Bass	5	100	50	1	11-22-87	Pitt.	Tim McGee	8	139	49	0	11-24-96	Atl.	Carl Pickens	11	176	61	3
10-21-79	@Cle.	Isaac Curtis	6	108	49	1	12-13-87	@Cle.	Tim McGee	4	117	44	0	12-1-96	@Jax.	Carl Pickens	7	109	26	3
11-4-79	@Balt.	Isaac Curtis	5	144	67	3	12-27-87	@Hou.	Cris Collinsworth	4	119	53	0	12-8-96	Balt.	Darnay Scott	8	103	27	0
11-4-79	@Balt.	Dan Ross	5	102	41	0	9-4-88	Phx.	Eddie Brown	6	143	61	1	9-21-97	@Den.	Carl Pickens	8	125	48	0
							9-11-88	@Phil.	Tim McGee	4	114	78	2	11-30-97	@Phil.	James Hundon	5	118	52	0

(Superlative performances — 100-yd. receivers, cont.)

12-14-97	Dall.	Darnay Scott	4	112	48	1	10-15-06	@T.B.	T.J. Houshmandzadeh	10	102	33	1	10-20-13	@Det.	A.J. Green	6	155	82	1
12-21-97	Balt.	Darnay Scott	6	129	77	1	11-12-06	S.D.	Chad Johnson	11	260	74	2	10-27-13	NYJ	Marvin Jones	8	122	45	4
9-13-98	@Det.	Darnay Scott	5	130	70	2	11-19-06	@N.O.	Chad Johnson	6	190	60	3	10-27-13	NYJ	A.J. Green	3	115	53	0
9-27-98	@Balt.	Carl Pickens	7	120	67	2	11-26-06	@Cle.	Chad Johnson	7	123	43	0	10-31-13	@Mia.	A.J. Green	11	128	21	0
10-11-98	Pitt.	Carl Pickens	13	204	50	1	11-30-06	Balt.	T.J. Houshmandzadeh	10	106	40	1	11-10-13	@Balt.	A.J. Green	8	151	51	1
12-20-98	@Pitt.	Brandon Bennett	3	119	55	0	12-10-06	Oak.	T.J. Houshmandzadeh	8	118	36	1	9-7-14	@Balt.	A.J. Green	6	131	77	1
12-20-98	@Pitt.	Darnay Scott	7	152	61	1	12-31-06	Pitt.	Chad Johnson	5	101	42	0	9-21-14	Tenn.	A.J. Green	6	102	29	0
10-10-99	@Cle.	Darnay Scott	8	110	19	0	9-16-07	@Cle.	Chris Henry	4	124	66	1	10-12-14	Car.	Mohamed Sanu	10	120	34	1
11-7-99	@Sea.	Carl Pickens	4	104	75	1	9-23-07	@Sea.	Chad Johnson	11	209	32	2	10-26-14	Balt.	Mohamed Sanu	5	125	53	0
11-28-99	@Pitt.	Darnay Scott	4	123	76	1	10-23-07	@Sea.	T.J. Houshmandzadeh	12	141	35	1	11-16-14	@N.O.	A.J. Green	6	127	38	1
12-5-99	S.F.	Carl Pickens	7	107	37	2	9-23-07	@Sea.	Chad Johnson	9	138	20	0	11-23-14	@Hou.	A.J. Green	12	121	20	0
12-17-00	Jax.	Danny Farmer	5	102	38	0	10-1-07	N.E.	T.J. Houshmandzadeh	10	100	23	1	12-7-14	Pitt.	A.J. Green	11	224	81	1
9-9-01	N.E.	Darnay Scott	5	104	34	0	10-14-07	@K.C.	T.J. Houshmandzadeh	8	145	42	2	9-13-15	@Oak.	Tyler Eifert	9	104	31	2
12-30-01	Pitt.	Peter Warrick	10	109	20	0	10-21-07	NYJ	Chad Johnson	3	102	56	0	9-27-15	@Balt.	A.J. Green	10	227	80	2
12-30-01	Pitt.	Darnay Scott	7	113	49	0	11-25-07	Tenn.	Chad Johnson	12	103	22	3	11-1-15	@Pitt.	A.J. Green	11	118	38	1
1-6-02	@Tenn.	Darnay Scott	9	152	39	0	12-30-07	@Mia.	Chad Johnson	4	131	70	2	11-22-15	@Ariz.	Giovani Bernard	8	128	41	0
11-10-02	@Balt.	Chad Johnson	7	110	39	1	9-21-08	@NYG	T.J. Houshmandzadeh	12	146	26	1	12-6-15	@Cle.	A.J. Green	5	128	57	1
11-17-02	Cle.	Chad Johnson	4	103	72	1	11-16-08	Phil.	T.J. Houshmandzadeh	12	149	26	1	12-13-15	Pitt.	A.J. Green	6	132	66	1
11-24-02	@Pitt.	Chad Johnson	7	152	55	0	10-18-09	Hou.	Chad Johnson	5	103	50	0	9-11-16	@NYJ	A.J. Green	12	180	54	1
12-8-02	@Car.	Chad Johnson	6	114	32	0	10-25-09	Chi.	Chad Johnson	10	118	19	2	9-18-16	@Pitt.	Giovani Bernard	9	100	25	1
12-29-02	@Buff.	Chad Johnson	6	123	50	0	12-6-09	Det.	Chad Johnson	9	137	36	1	9-29-16	Mia.	A.J. Green	10	173	51	1
9-14-03	@Oak.	Chad Johnson	8	131	34	0	9-12-10	@N.E.	Chad Johnson	12	159	28	1	10-23-16	Cle.	A.J. Green	8	169	48	1
9-14-03	@Oak.	Peter Warrick	8	109	30	1	10-3-10	@Cle.	Terrell Owens	10	222	78	1	10-30-16	Wash.	A.J. Green	9	121	40	0
10-19-03	Balt.	Chad Johnson	5	130	82	1	10-10-10	T.B.	Terrell Owens	7	102	43	1	10-30-16	Wash.	Tyler Eifert	9	102	22	1
11-16-03	K.C.	Peter Warrick	6	114	77	1	10-24-10	@Atl.	Chad Johnson	10	108	18	1	12-24-16	@Hou.	Brandon LaFell	6	130	86	1
11-23-03	@S.D.	Chad Johnson	10	107	22	3	10-24-10	@Atl.	Jordan Shipley	6	131	64	1	9-24-17	@G.B.	A.J. Green	10	111	20	1
11-30-03	@Pitt.	Chad Johnson	6	117	58	1	11-8-10	Pitt.	Terrell Owens	10	141	27	2	10-8-17	Buff.	A.J. Green	7	189	77	1
12-21-03	@StL.	Chad Johnson	7	115	47	0	12-26-10	S.D.	Jerome Simpson	6	124	59	2	11-12-17	@Tenn.	A.J. Green	5	115	70	1
9-26-04	Balt.	T.J. Houshmandzadeh	7	116	22	0	1-2-11	@Balt.	Jerome Simpson	12	123	21	1	9-23-18	@Car.	Tyler Boyd	6	132	49	1
10-25-04	Den.	Chad Johnson	7	149	50	1	9-18-11	@Den.	A.J. Green	10	124	26	1	9-30-18	@Atl.	Tyler Boyd	11	100	13	0
11-28-04	Cle.	Chad Johnson	10	117	46	1	9-18-11	@Den.	Jerome Simpson	4	136	84	0	10-7-18	Mia.	A.J. Green	6	112	23	0
12-5-04	@Balt.	T.J. Houshmandzadeh	10	171	34	1	10-2-11	Buff.	A.J. Green	4	118	58	0	10-21-18	@K.C.	A.J. Green	7	117	31	0
12-5-04	@Balt.	Chad Johnson	10	161	51	2	10-16-11	Ind.	Jerome Simpson	6	101	32	0	10-28-18	T.B.	Tyler Boyd	9	138	28	1
12-12-04	@N.E.	T.J. Houshmandzadeh	12	145	33	0	11-20-11	@Balt.	Jerome Simpson	8	152	47	0	9-8-19	@Sea.	John Ross III	7	158	55	2
9-18-05	Minn.	Chad Johnson	7	139	70	1	11-27-11	Cle.	A.J. Green	3	110	51	0	9-15-19	S.F.	Tyler Boyd	10	122	47	0
10-2-05	Hou.	T.J. Houshmandzadeh	8	105	22	0	12-18-11	@StL.	A.J. Green	6	115	55	0	9-15-19	S.F.	John Ross III	4	112	66	1
10-16-05	@Tenn.	Chad Johnson	8	135	35	1	9-23-12	@Wash.	A.J. Green	9	183	73	1	10-6-19	Ariz.	Tyler Boyd	10	123	42	1
11-20-05	Ind.	Chad Johnson	8	189	68	1	9-30-12	@Jax.	A.J. Green	6	117	42	1	10-20-19	Jax.	Alex Erickson	8	137	48	0
11-27-05	Balt.	T.J. Houshmandzadeh	9	147	30	1	10-14-12	@Cle.	A.J. Green	7	135	57	2	11-24-19	Pitt.	Tyler Boyd	5	101	47	1
12-24-05	Buff.	Chad Johnson	9	117	41	1	11-4-12	Den.	Jermaine Gresham	6	108	52	0	12-22-19	@Mia.	Tyler Boyd	9	128	34	2
9-17-06	Cle.	Chris Henry	5	113	43	0	11-25-12	Oak.	A.J. Green	3	111	48	0	9-27-20	@Phil.	Tyler Boyd	10	125	25	0
							12-23-12	@Pitt.	A.J. Green	10	116	21	0	10-18-20	@Ind.	Tee Higgins	6	125	67	0
							9-8-13	@Chi.	A.J. Green	9	162	45	2	10-25-20	Cle.	Tyler Boyd	11	101	16	1
							10-13-13	@Buff.	A.J. Green	6	103	54	1	11-15-20	@Pitt.	Tee Higgins	7	115	54	1

LAST TIMES

(Updated through 2020 season.)

BENGALS

RETURNED KICKOFF FOR TOUCHDOWN

Nov. 29, 2020 vs. N.Y. Giants — Brandon Wilson, 103 yards

RETURNED PUNT FOR TOUCHDOWN

Sept. 16, 2012 vs. Cleveland — Adam Jones, 81 yards

RETURNED INTERCEPTION FOR TOUCHDOWN

Dec. 30, 2018 at Pittsburgh — Shawn Williams, 58 yards

RECOVERED OPPONENT'S FUMBLE IN END ZONE FOR TOUCHDOWN

Nov. 16, 1986 vs. Seattle — Eddie Edwards

RETURNED OPPONENT'S FUMBLE FOR TOUCHDOWN

Oct. 7, 2018 vs. Miami — Sam Hubbard, 19 yards

BLOCKED A PUNT

Dec. 23, 2018 at Cleveland — Clayton Fejedelem blocked Britton Colquitt punt

RETURNED BLOCKED PUNT FOR TOUCHDOWN

Nov. 17, 2013 vs. Cleveland — Tony Dye, 14 yards (block by Jayson DiManche)

BLOCKED FIELD GOAL ATTEMPT

Nov. 19, 2017 at Denver — KeiVarae Russell blocked a Brandon McManus 61-yard FG attempt

RETURNED BLOCKED FIELD GOAL ATTEMPT FOR TOUCHDOWN

Nov. 8, 1970 at Buffalo — Lemar Parrish, 83 yards

BLOCKED AN EXTRA POINT ATTEMPT

Dec. 24, 2016 at Houston — Margus Hunt blocked a Nick Novak PAT attempt

SCORED SAFETY

Dec. 1, 2019 vs. N.Y. Jets — Jets penalized for holding in end zone for Bengals team safety

WON SHUTOUT

Dec. 14, 2014 at Cleveland (30-0)

OPPONENTS

RETURNED KICKOFF FOR TOUCHDOWN

Nov. 4, 2012 vs. Denver — Trindon Holliday, 105 yards

RETURNED PUNT FOR TOUCHDOWN

Oct. 7, 2018 vs. Miami — Jakeem Grant, 71 yards

RETURNED INTERCEPTION FOR TOUCHDOWN

Dec. 15, 2019 vs. New England — Stephon Gilmore, 64 yards

RECOVERED BENGALS FUMBLE IN END ZONE FOR TOUCHDOWN

Dec. 8, 2002 at Carolina — Al Wallace recovered Jon Kitna fumble

RETURNED BENGALS FUMBLE FOR TOUCHDOWN

Dec. 13, 2020 vs. Dallas — Aldon Smith, 78 yards

BLOCKED A PUNT

Sept. 30, 2018 at Atlanta — Keith Tandy blocked Kevin Huber punt

RETURNED BLOCKED PUNT FOR TOUCHDOWN

Sept. 14, 2008 vs. Tennessee — Keith Bulluck blocked Kyle Larson punt and recovered ball in end zone

BLOCKED FIELD GOAL ATTEMPT

Nov. 25, 2018 vs. Cleveland — Myles Garrett blocked a Randy Bullock 54-yard FG attempt

RETURNED BLOCKED FIELD GOAL ATTEMPT FOR TOUCHDOWN

Dec. 1, 1996 at Jacksonville — Mickey Washington, 65 yards

BLOCKED AN EXTRA POINT ATTEMPT

Sept. 13, 2015 at Oakland — Justin Tuck blocked a Mike Nugent PAT attempt

SCORED SAFETY

Oct. 16, 2016 at New England — Andy Dalton tackled in end zone by Dont'a Hightower

WON SHUTOUT

Sept. 10, 2017 vs. Baltimore (20-0)

LONGEST PLAYS

(All plays are touchdowns unless noted otherwise. Updated through 2020 season.)

BENGALS

1. 103 yds. — Brandon Wilson — kickoff return vs. N.Y. Giants, 11-29-20
2. 102 yds. — Louis Breeden — interception at San Diego, 11-8-81
- 102 yds. — Eric Bieniemy — kickoff return at N.Y. Giants, 10-26-97
- 102 yds. — Artrell Hawkins — interception at Houston, 11-3-02
5. 101 yds. — Dre Kirkpatrick — interception at Denver, 11-19-17 (not a TD)
6. 100 yds. — Glenn Holt — kickoff return at Buffalo, 11-4-07
7. 99 yds. — Tremain Mack — kickoff return vs. Tennessee, 11-14-99
8. 98 yds. — Stanford Jennings — kickoff return at Kansas City, 11-13-88
9. 97 yds. — Darryl Williams — interception vs. Pittsburgh, 11-7-93
- 97 yds. — Willie Shelby — kickoff return at Cleveland, 10-3-76
- 97 yds. — Tremain Mack — kickoff return at Baltimore, 9-27-98
- 97 yds. — Adam Jones — kickoff return vs. Carolina, 10-12-14 (not a TD)
13. 96 yds. — Ray Griffin — interception vs. San Diego, 11-11-79
- 96 yds. — Corey Dillon — rush at Detroit, 10-28-01
- 96 yds. — Bernard Scott — kickoff return at Pittsburgh, 11-15-09
16. 95 yds. — Carl Pickens — punt return at Green Bay, 9-20-92
- 95 yds. — Lemar Parrish — kickoff return at Buffalo, 11-8-70
18. 94 yds. — Tim McGee — kickoff return vs. Minnesota, 10-23-86 (not a TD)
- 94 yds. — Ken Anderson to Billy Brooks — pass at Minnesota, 11-13-77
- 94 yds. — Brandon Bennett — kickoff return at Baltimore, 11-10-02
- 94 yds. — Tab Perry — kickoff return at Pittsburgh, 12-4-05 (not a TD)
22. 92 yds. — Brandon Wilson — kickoff return at Baltimore, 11-10-19
23. 90 yds. — Lemar Parrish — punt return vs. Washington, 10-6-74
- 90 yds. — Virgil Carter to Speedy Thomas — pass vs. Philadelphia, 9-19-71
- 90 yds. — David Dunn — kickoff return vs. Pittsburgh, 11-10-96

OPPONENTS

1. 105 yds. — Mercury Morris (Miami) — kickoff return at Cincinnati, 9-14-69
- 105 yds. — Trindon Holliday (Denver) — kickoff return at Cincinnati, 11-4-12
3. 103 yds. — Bob Gresham (Houston) — kickoff return at Cincinnati, 9-23-73
4. 101 yds. — Derrick Mason (Tennessee) — kickoff return at Cincinnati, 11-18-01
5. 100 yds. — Max Anderson (Buffalo) — kickoff return at Cincinnati, 9-22-68
- 100 yds. — Jon Vaughn (New England) — kickoff return at Cincinnati, 12-20-92
7. 99 yds. — Antwaan Randle El (Pittsburgh) — kickoff return at Cincinnati, 10-13-02
- 99 yds. — Jeff Garcia to Andre' Davis (Cleveland) — pass at Cleveland, 10-17-04
- 99 yds. — Terrence McGee (Buffalo) — kickoff return at Cincinnati, 12-24-05
10. 98 yds. — Chad Williams (Baltimore) — interception at Cincinnati, 12-1-02
11. 97 yds. — Darren Lewis (Chicago) — kickoff return at Chicago, 11-8-92
- 97 yds. — Brandon Tate (New England) — kickoff return at New England, 9-12-10
13. 96 yds. — Carl Roaches (Houston) — kickoff return at Houston, 10-4-81
- 96 yds. — Bobby Humphrey (N.Y. Jets) — kickoff return at Cincinnati, 12-21-86
15. 95 yds. — Aaron Bailey (Indianapolis) — kickoff return at Cincinnati, 12-22-96
- 95 yds. — Lamont Brightful (Baltimore) — punt return at Baltimore, 11-10-02
17. 94 yds. — Herschel Walker (Philadelphia) — kickoff return at Cincinnati, 12-24-94
- 94 yds. — Brent Grimes (Miami) — interception return at Miami, 10-31-13
- 94 yds. — Ben Roethlisberger to Martavis Bryant (Pittsburgh) — pass at Cincinnati, 12-7-14
20. 93 yds. — Robert Lyles (Houston) — fumble return at Cincinnati, 10-19-86
21. 92 yds. — Billy Lefear (Cleveland) — kickoff return at Cleveland, 11-23-75 (not a TD)
- 92 yds. — Bo Jackson (L.A. Raiders) — rush at Los Angeles, 11-5-89
- 92 yds. — Eric Metcalf (Cleveland) — punt return at Cincinnati, 9-4-94

PRO BOWL HISTORY

Below is a list of the Bengals selected for the NFL Pro Bowl (1970-present) and AFL All-Star games (1968-69) — listed both by player and by year.
The years listed are the seasons during which the selections were earned, not the calendar years in which the games were played.

BY PLAYER

PLAYER	SELECTIONS	YEAR(S)
Anthony Munoz, OT	1	1981-91
Geno Atkins, DT	8	2011-12, '14-19
A.J. Green, WR	7	2011-17
Chad Johnson, WR	6	2003-07, '09
Lemar Parrish, CB	6	1970-71, '74-77
Ken Anderson, QB	4	1975-76, '81-82
Willie Anderson, OT	4	2003-06
James Brooks, RB	4	1986, '88-90
Isaac Curtis, WR	4	1973-76
Bob Trumpy, TE	4	1968-70, '73
Tommy Casanova, S	3	1974, '76-77
Cris Collinsworth, WR	3	1981-83
Andy Dalton, QB	3	2011, '14, '16
Corey Dillon, RB	3	1999-2001
Boomer Esiason, QB	3	1986, '88-89
David Fulcher, S	3	1988-90
Rodney Holman, TE	3	1988-90
Max Montoya, G	3	1986, '88-89
Andrew Whitworth, OT	3	2012, '15-16
Coy Bacon, DE	2	1976-77
Carlos Dunlap, DE	2	2015-16
Jermaine Gresham, TE	2	2011-12
Tim Krumrie, NT	2	1987-88
Carson Palmer, QB	2	2005-06
Carl Pickens, WR	2	1995-96
Mike Reid, DT	2	1972-73
Paul Robinson, RB	2	1968-69
Ashley Ambrose, CB	1	1996
Bill Bergey, LB	1	1969
Jeff Blake, QB	1	1995
Eddie Brown, WR	1	1988
Vontaze Burfict, LB	1	2013
Tyler Eifert, TE	1	2015
Shayne Graham, K	1	2005
Harold Green, RB	1	1992
Clark Harris, LS	1	2017
T.J. Houshmandzadeh, WR	1	2007
Kevin Huber, P	1	2014
Tory James, CB	1	2004
Bob Johnson, C	1	1968
Pete Johnson, FB	1	1981
Rudi Johnson, RB	1	2004
Adam Jones, CB	1	2015
Jim LeClair, LB	1	1976
Tremain Mack, KR	1	1999
Pat McNally, P	1	1981
Chip Myers, WR	1	1972
Lorenzo Neal, FB	1	2002
Reggie Nelson, S	1	2015
Deltha O'Neal, CB	1	2005
Cedric Peerman, RB	1	2015
Dan Ross, TE	1	1982
Eric Thomas, CB	1	1988

BY YEAR

YEAR	PLAYER(S)
1968	— C Bob Johnson, RB Paul Robinson, TE Bob Trumpy
1969	— LB Bill Bergey, RB Paul Robinson, TE Bob Trumpy
1970	— CB Lemar Parrish, TE Bob Trumpy
1971	— CB Lemar Parrish
1972	— WR Chip Myers, DT Mike Reid
1973	— WR Isaac Curtis, DT Mike Reid, TE Bob Trumpy
1974	— S Tommy Casanova, WR Isaac Curtis, CB Lemar Parrish
1975	— QB Ken Anderson, WR Isaac Curtis, CB Lemar Parrish
1976	— QB Ken Anderson, DE Coy Bacon, S Tommy Casanova, WR Isaac Curtis, LB Jim LeClair, CB Lemar Parrish
1977	— DE Coy Bacon, S Tommy Casanova, CB Lemar Parrish
1978	— (none)
1979	— (none)
1980	— (none)
1981	— QB Ken Anderson, WR Cris Collinsworth, FB Pete Johnson, P Pat McNally, OT Anthony Munoz
1982	— QB Ken Anderson, WR Cris Collinsworth, OT Anthony Munoz, TE Dan Ross
1983	— WR Cris Collinsworth, OT Anthony Munoz
1984	— OT Anthony Munoz
1985	— OT Anthony Munoz
1986	— RB James Brooks, QB Boomer Esiason, G Max Montoya, OT Anthony Munoz
1987	— NT Tim Krumrie, OT Anthony Munoz
1988	— RB James Brooks, WR Eddie Brown, QB Boomer Esiason, S David Fulcher, TE Rodney Holman, NT Tim Krumrie, G Max Montoya, OT Anthony Munoz, CB Eric Thomas
1989	— RB James Brooks, QB Boomer Esiason, S David Fulcher, TE Rodney Holman, G Max Montoya, OT Anthony Munoz
1990	— RB James Brooks, S David Fulcher, TE Rodney Holman, OT Anthony Munoz
1991	— OT Anthony Munoz
1992	— RB Harold Green
1993	— (none)
1994	— (none)
1995	— QB Jeff Blake, WR Carl Pickens
1996	— CB Ashley Ambrose, WR Carl Pickens
1997	— (none)
1998	— (none)
1999	— RB Corey Dillon, KR Tremain Mack
2000	— RB Corey Dillon
2001	— RB Corey Dillon
2002	— FB Lorenzo Neal
2003	— OT Willie Anderson, WR Chad Johnson
2004	— OT Willie Anderson, CB Tory James, WR Chad Johnson, RB Rudi Johnson
2005	— OT Willie Anderson, K Shayne Graham, WR Chad Johnson, CB Deltha O'Neal, QB Carson Palmer
2006	— OT Willie Anderson, WR Chad Johnson, QB Carson Palmer (Pro Bowl Player of the Game)
2007	— WR T.J. Houshmandzadeh, WR Chad Johnson
2008	— (none)
2009	— WR Chad Johnson
2010	— (none)
2011	— DT Geno Atkins, QB Andy Dalton, WR A.J. Green, TE Jermaine Gresham
2012	— DT Geno Atkins, WR A.J. Green, TE Jermaine Gresham, OT Andrew Whitworth
2013	— LB Vontaze Burfict, WR A.J. Green
2014	— DT Geno Atkins, QB Andy Dalton, WR A.J. Green, P Kevin Huber
2015	— DT Geno Atkins, DE Carlos Dunlap, TE Tyler Eifert, WR A.J. Green, CB Adam Jones, S Reggie Nelson, RB Cedric Peerman, OT Andrew Whitworth
2016	— DT Geno Atkins, QB Andy Dalton, DE Carlos Dunlap, WR A.J. Green, OT Andrew Whitworth
2017	— DT Geno Atkins, WR A.J. Green, LS Clark Harris
2018	— DT Geno Atkins
2019	— DT Geno Atkins

HALL OF FAME HISTORY

ANTHONY MUNOZ

The Bengals' **Anthony Munoz**, who defined the art of playing offensive tackle in the National Football League, was inducted on Aug. 1, 1998 to the Pro Football Hall of Fame. It was the first year of Hall eligibility for Munoz, whose final NFL season was 1992 with the Bengals. There currently are 354 Hall of Famers, and Munoz is one of only 90 players selected in their first year of eligibility.

Munoz was a consensus All-American at the University of Southern California, and the Bengals claimed him with the third overall pick in the 1980 draft, despite the fact some teams considered him damaged goods due

to past knee surgery. The move turned out as one of the best draft gambles in franchise history, as Munoz went on to play 13 Bengals seasons (1980-92), including 11 ('81-'91) in which he was chosen for the AFC-NFC Pro Bowl game. At the time of his retirement (1992), that was the most selections of any player in NFL history. He also earned All-Pro honors (full NFL, not just the AFC) every season from 1981 through '91.

"Anthony's induction was very gratifying to our organization and to all of our fans," said Mike Brown, Bengals president. "It was particularly so because the selectors recognized Anthony as a truly special player and person who deserved election on his first try. During his playing days, no one in the NFL was better. It's justifiable to consider him as the best offensive lineman ever, and he has conducted his personal and family life in a way that is a great credit to the Bengals and the NFL."

Munoz's off-field efforts earned him the NFL's prestigious Man of the Year Award in 1991.

Munoz played for the Bengals in both of their Super Bowl appearances, as a second-year player in Super Bowl XVI at Pontiac, Mich., and as a ninth-year vet in Super Bowl XXIII at Miami.

In 1994, he was one of three offensive tackles named to the NFL's official 75th Anniversary Team. He joined his fellow tackles from that 75th Anniversary Team — Forrest Gregg and Roosevelt Brown — in the Hall of Fame.

Munoz's exceptional agility and athleticism is reflected by his entry line in the Bengals' all-time pass receiving statistics. He caught seven passes in his career, playing as a tackle-eligible, and four of those receptions were for touchdowns.

In six of his 13 Bengals seasons, Munoz earned at least one major award as

NFL Offensive Lineman of the Year. One award citation, issued by NFL Alumni, reads: "The NFL has three levels of offensive linemen. The bottom rung is for players aspiring to make the Pro Bowl. The next step is for those who have earned all-star status. Then there's Anthony Munoz. He's alone at the top, a sure Hall of Famer."

Though there are other Hall of Fame members with some Hispanic ancestry, Munoz is considered the first player of primarily Hispanic background to enter the Hall. Munoz was born in Ontario, Calif. His parents also are native Californians, and his grandparents were born in Chihuahua, Mexico.

OTHER PLAYER/COACH CONNECTIONS

Munoz is the only player who performed primarily for the Bengals to gain entry to the Hall. Two other Hall of Fame players — wide receivers **Charlie Joiner** and **Terrell Owens** — are former Bengals, but both played the majority of their careers with other teams. Joiner, who was with the Bengals from 1972-75, played the majority of his career with San Diego. He was inducted in 1996. Owens, who was a Bengal in 2010, also was with San Francisco, Philadelphia, Dallas and Buffalo. He was inducted as a member of the 2018 class.

Paul Brown, founder and first head coach of the Bengals and the Browns, is in the Hall, but he was inducted in 1967, before the Bengals' first season.

Three other Hall of Famers also spent time as Bengals coaches. **Bill Walsh**, inducted for his success as head coach of the San Francisco 49ers, was a Bengals assistant under Paul Brown from 1968-75. He was inducted in 1993. **Forrest Gregg**, Bengals head coach from 1980-83, was inducted in '77, based on his playing career as an offensive tackle, primarily with Green Bay. And **Dick LeBeau**, a Bengals coach for 19 seasons, was inducted in 2010 for his exploits as a cornerback for the Detroit Lions. LeBeau was Bengals head coach for the last 13 games of 2000, as well as '01-'02. LeBeau was a Cincinnati assistant coach from 1980-91 and from '97 through the first three games of 2000.

More on Paul Brown: Brown was not only the founder and first coach of both the Bengals and the Browns, he was one of the great innovators in pro football history.

"Whether they know it or not, nearly everyone in football has been affected by Paul Brown," former NFL Commissioner Pete Rozelle said in 1991. "His wealth of ideas changed the game."

Elected in 1967 to the Pro Football Hall of Fame, Brown also was founder and first coach of the Cleveland Browns, whom he guided to seven league championships in their first 12 seasons. He posted a .665 winning percentage over 25 years of pro coaching (222-112-9, including playoffs). Earlier in his career, he created an Ohio dynasty at Massillon High School and coached Ohio State University to a national championship (1942).

Brown pioneered coaching as a year-round profession, invented the draw play, introduced the use of face masks on helmets, initiated film study and classroom instruction of players, and was the first coach to call plays from the sidelines. He also broke the color barrier in modern American pro sports, as his Cleveland team featured black stars Marion Motley and Bill Willis in 1946, a year before Jackie Robinson's debut in Major League Baseball.

Born in Norwalk, Ohio, and reared in Massillon, Ohio, Brown was Bengals coach and general manager from 1968-75. He stepped down as coach following an 11-3 season in 1975, and continued in the GM's role until his death at age 82 on Aug. 5, 1991.

BENGALS ITEMS IN THE HALL

The Hall of Fame houses many pieces of Bengals history, including:

- Full uniform including jersey, pants, and helmet of OT Anthony Munoz during the last season of his Hall of Fame career.
- Coach Paul Brown's "signature" hat he wore on the sidelines.
- QB Boomer Esiason's jersey from his MVP season in 1988.
- RB Corey Dillon's jersey from Dec. 4, 1997 when he established a rookie single-game rushing record vs. Tennessee.
- The jersey, pants, and shoes worn by Dillon on Oct. 22, 2000 when he set the then-NFL record of 278 rushing yards in Bengals' 31-21 win vs. Denver.
- The football used on the opening kickoff of the Bengals' inaugural regular-season home game on Sept. 14, 1968. Cincinnati defeated Denver, 24-10.
- QB Andy Dalton's jersey from Nov. 1, 2015 when he defeated Pittsburgh for his 23rd road win, tying Dan Marino, Ben Roethlisberger, and Matt Ryan for most road wins in their first five NFL seasons.
- Jerseys worn by RB Archie Griffin and CB Ken Riley.
- Back rest of seat from Cinergy Field, formerly Riverfront Stadium.
- Shovel used for the groundbreaking of Paul Brown Stadium, which took place on Cincinnati's riverfront on April 25, 1998.
- Autographed metal bucket from the groundbreaking ceremony of PBS, signed by Bengals president Mike Brown, Hamilton County Commissioners Bob Bedinghaus and Tom Neyer, Cincinnati Mayor Roxanne Qualls and others.
- Framed water color drawing of WR Isaac Curtis.
- Draft cards. The cards were written on by a team representative and turned into NFL officials to identify each draft pick.



STADIUM HISTORY

PAUL BROWN STADIUM — 2000-PRESENT

Paul Brown Stadium, home of the Bengals on Cincinnati's downtown river-front, plays host to its 22nd NFL season in 2021. PBS, as it's known for short, opened in 2000. The first game was an Aug. 19 preseason contest vs. Chicago, a 24-20 Bengals win. The first regular-season game was a 24-7 loss to Cleveland on Sept. 10.

Named for the NFL legend who was Bengals founder, chief executive and first head coach, the stadium has won numerous honors and has helped keep Cincinnati in the national sports spotlight. Over the last 17 seasons (2004-20), PBS has hosted 24 nationally televised Bengals games, and two nationally televised games are scheduled at PBS for 2021 — Aug. 29 vs. Miami (CBS) and Sept. 30 vs. Jacksonville (NFL Network).

From 2003-10 at PBS, the Bengals sold out a franchise-record 57 consecutive home games (regular and postseason).

The stadium features a sleek design and blends seamlessly with the city, open to views of downtown to the north and the Ohio River to the south.


National recognition for PBS has come in various modes. In 2007, PBS was the only football stadium to make a Harris Interactive list of "America's favorite 150 buildings and structures." PBS ranked 101st on a list whose range included all manner of major structures — skyscrapers, museums, churches, hotels, bridges, national memorials and more. No other football stadium was voted among the top 150, and among all sports venues, only two historic baseball parks — Wrigley Field and the old Yankee Stadium — ranked higher than PBS.

In 2002, in an industry rarity, the stadium was singled out by both of the nation's premier architecture magazines, *Architectural Record* and *Architecture*. The two stories came on the heels of PBS receiving the 2001 Merit Award from the American Institute of Architects (California Council). It marked the first time an NFL stadium received the award from the prestigious AIA.

The acclaim began well before the stadium's 2000 opening. In May of 1998, studies of PBS' design led to it being among 15 winners from a field of more than 300 projects for an American Architecture Award.

In closer-to-home reaction, the stadium also debuted to rave reviews.

After a tour of PBS in June of 2000, some two months before the first game, Cincinnati Enquirer columnist Paul Daugherty wrote:



"The place is gorgeous. If the Bengals were trying to butter me up by giving me the tour, it worked. Every seat is good."

At roughly the same time, Cincinnati Post columnist Bill Koch wrote:

"The views come at you from every angle. Unlike Cinergy Field (formerly Riverfront Stadium), which cut you off from the city once you were inside, this stadium celebrates its setting.

"From the west side, you gaze into Price Hill, with Union Terminal off in the distance. From the east, you walk through the club lounge, where you can see the river, the Roebling Suspension Bridge

and the downtown skyline. You are not in Anytown, USA. You are unmistakably in Cincinnati."

Mike Brown, a son of Paul Brown and the club's chief executive since 1991, puts it this way:

"In the best stadiums, the experience of just walking in wakes you up. It's exciting just to be there. From day one, we made this a goal for our stadium. We want it to be the best setting for pro football in the country, and we think our fans will agree that it is."

Though proud of PBS' much-hailed outer design, the Bengals are prouder still that the stadium has fulfilled a primary goal of serving as a premier venue for watching football. Almost 70 percent of the seats are along the sidelines, positioned for the best possible sight lines to the action.

PBS also serves as a link to the past. In an era when many sports facilities carry corporate names, Cincinnati's stadium bears only the name of Paul Brown.

"We like the fact that our stadium name honors the tradition of the NFL," says Mike Brown. "Many names now don't have anything to do with the game."


The stadium includes 132 suites and 7600 club seats.

Additional facts and figures on PBS:

SEATING CAPACITY: 65,515.

DIMENSIONS: The stadium site covers approximately 22 acres, and Paul Brown Stadium itself reaches a height of 157 feet.

PLAYING SURFACE: Twenty-Four/Seven synthetic turf system by Shaw Sports Turf (installed by The Motz Group in 2018).



RIVERFRONT STADIUM/CINERGY FIELD — 1970-99

(Was called Riverfront Stadium from 1970-95, and renamed Cinergy Field in '96.)



Like Paul Brown Stadium, Riverfront Stadium was located in downtown Cincinnati on the bank of the Ohio River. Its site was about a quarter-mile east of the PBS site. It was renamed Cinergy Field in 1996.

Housing the Bengals and baseball's Cincinnati Reds, Riverfront/Cinergy was one of a number of circular, dual-sport facilities built in the U.S. in the 1960s and early '70s. Seating capacity for Bengals games was 60,389 in the stadium's full football configuration and 56,759 during shared periods with baseball.

Riverfront hosted the most celebrated victory in Bengals history, the 1981 season AFC Championship game known as the "Freezer Bowl." The Bengals defeated San Diego 27-7 on a day with the lowest wind chill (minus-59 degrees) and second-coldest temperature reading (minus-9) in NFL history. The Bengals won their second AFC title at Riverfront in 1988, defeating Buffalo 21-10.

The longest Bengals sellout streak at Riverfront was 43 games, from the 1988 season opener through the '92 home finale.

The Reds continued playing in Cinergy Field for three seasons (2000-02) after the Bengals departed for PBS, and Cinergy was imploded in December of '02 to make room for new riverfront development.

NIPPERT STADIUM — 1968-69

The Bengals played their first two seasons in Nippert Stadium on the campus of the University of Cincinnati. When the Bengals played at Nippert, its seating capacity was listed as 31,301.



The Nippert Stadium site began hosting UC games in 1902. It remains the home of the Bearcats today, and still stands is the third-oldest NCAA FBS stadium. Nippert has been expanded and upgraded many times over the years. Its current seating capacity is approximately 40,000, and its most recent major renovation took place from 2014 through early '15 (the Bearcats played their 2014 home games at Paul Brown Stadium, but returned to Nippert for the '15 season).

The stadium began in 1902 as Carson Field, named after Arch Carson, who played a significant role in starting football on the UC campus in 1885. In 1901, as physical director of the university, Carson guided the construction of the first field, which was later named for him (to this day, Nippert's playing surface still is called Carson Field). Fans watched from wooden bleachers constructed on the hillside adjacent to the field.

Construction began in 1916 on a permanent brick-and-mortar stadium, and the structure was completed in '24. The new stadium was named after Jimmy Nippert, a UC player who sustained a spike wound injury during the 1923 season finale and died a month later from blood poisoning. His grandfather, James N. Gamble of Procter & Gamble, provided the funds necessary to complete construction, and Nippert Stadium was dedicated the following November.

STADIUM FIRSTS AND LASTS

PAUL BROWN STADIUM

FIRST PRESEASON GAME: Aug. 19, 2000 / Bengals 24, Chicago 20 (attendance: 56,180)

FIRST REGULAR-SEASON GAME: Sept. 10, 2000 / Cleveland 24, Bengals 7 (attendance: 64,006)

First Bengals scoring play: Ron Dugans four-yard TD pass from Akili Smith (second quarter, 14:33)

First opponent scoring play: Travis Prentice 16-yard TD run (first quarter, 3:43)

RECORD AT PBS (REGULAR SEASON, THROUGH 2020): 88-77-2 (.533)

LARGEST CROWD AT PBS: 66,188 on Oct. 28, 2007 / Pittsburgh 24, Bengals 13

RIVERFRONT STADIUM/CINERGY FIELD

(Stadium was called Riverfront Stadium from 1970-95 and was renamed Cinergy Field in '96.)

FIRST PRESEASON GAME: Aug. 8, 1970 / Bengals 27, Washington 12 (attendance: 52,299)

FIRST REGULAR-SEASON GAME: Sept. 20, 1970 / Bengals 31, Oakland 21 (attendance: 56,616)

First Bengals scoring play: Sam Wyche five-yard TD run (first quarter, 13:08)

First opponent scoring play: Fred Biletnikoff 20-yard TD pass from Daryle Lamonica (first quarter, 0:30)

LAST REGULAR-SEASON GAME: Dec. 12, 1999 / Bengals 44, Cleveland 28 (attendance: 59,972)

Last Bengals scoring play: Darnay Scott 52-yard TD pass from Jeff Blake; Doug Pelfrey PAT kick (third quarter, 3:15)

Last opponent scoring play: Darrin Chiaverini 19-yard TD pass from Ty Detmer; Phil Dawson PAT kick (fourth quarter, 0:49)

RECORD AT RIVERFRONT/CINERGY (REGULAR SEASON): 128-100-0 (.561)

LARGEST CROWD AT RIVERFRONT/CINERGY: 60,284 on Oct. 17, 1971 / Cleveland 27, Bengals 24

NIPPERT STADIUM

FIRST PRESEASON GAME: Aug. 3, 1968 / Kansas City 38, Bengals 14 (attendance: 21,682)

FIRST REGULAR-SEASON GAME: Sept. 15, 1968 / Bengals 24, Denver 10 (attendance: 25,049)

First Bengals scoring play: Dale Livingston 49-yard FG (third quarter, 12:02)

First Bengals touchdown: Bob Trumpy 58-yard pass from John Stofa (third quarter, 8:58)

First opponent scoring play: Bob Humphreys 33-yard FG (third quarter, 3:07)

First opponent touchdown: Eric Crabtree five-yard pass from Jim LeClair (fourth quarter, 11:57)

LAST REGULAR-SEASON GAME: Nov. 16, 1969 / Boston 25, Bengals 14 (attendance: 25,913)

Last Bengals scoring play: Jess Phillips four-yard TD run; Horst Muhlmann PAT kick (fourth quarter, 13:10)

Last opponent scoring play: Gino Cappelletti 43-yard FG (third quarter, 7:58)

Last opponent touchdown: Charley Frazier six-yard pass from Mike Taliaferro; Gino Cappelletti PAT kick (first quarter, 1:24)

RECORD AT NIPPERT (REGULAR SEASON): 6-8-0 (.429)

LARGEST CROWD AT NIPPERT: 28,642 on Sept. 29, 1968 / San Diego 31, Bengals 10

PRO FOOTBALL HISTORY IN CINCINNATI

Cincinnati was home to two other teams in the National Football League prior to the present-day Bengals.

One of the teams, known as the Cincinnati Celts, was a member of the NFL — then known as the American Professional Football Association — in the league's second season in 1921. That team finished with a 1-3-0 record in its only season.

In 1933, the NFL granted the city another franchise, this time called the Cincinnati Reds. They competed in the league for two seasons before folding. The Reds finished with a 3-6-1 record and fourth place in the league's Western Division in 1933. In 1934, they lost their first eight games before suspending operations. The St. Louis Gunners, an independent team, joined the NFL by buying the Cincinnati franchise and went 1-2 the last three weeks of the season.

It was a third team, however — one which was not a member of the NFL — that eventually proved to be the closest link to today's modern-era team.

In 1937, a team called the Cincinnati Bengals was formed as a member of the rival American Football League. It was that team's nickname which was later adopted by today's NFL franchise.

The 1937 Bengals finished with a 2-4-2 record in their first year, but the AFL folded after the season. The Bengals continued as an independent team in 1938,

playing three NFL teams that year. They beat the Chicago Bears 17-13, and the Pittsburgh Pirates 38-0, and tied the Chicago Cardinals 7-7.

In 1939, the Bengals joined a new AFL, finishing in second place with a 6-2 record. But again, the league folded after the season.

Once again, in 1940, another new AFL emerged, and again the Bengals joined. They recorded 1-7-0 and 1-5-2 marks in 1940 and '41, respectively. That AFL suffered the fate of the two AFLs before it, folding after the 1941 season as the United States entered World War II. Only this time, the Bengals folded along with it.

Pro football returned to Cincinnati 26 years later in 1967, when Paul Brown headed an ownership group which landed an expansion franchise in the modern-era American Football League. Brown, a Pro Football Hall of Famer who founded and coached the Cleveland Browns from 1946-62, picked the name Bengals for the new team "to give it a link with past professional football in Cincinnati."

Hundreds of names were suggested by fans in an effort to name the new Cincinnati team, the most popular being Buckeyes. It was rejected to avoid confusion with the Ohio State Buckeyes.

The Bengals began play in the AFL in 1968. The AFL merged with the NFL in 1970.



1938 Cincinnati Bengals

Front row (left to right): 65-Tarz Carlson, 84-Bud Payne, 60-Cole Wilging, 85-Sig Sigillo, 55-Freddy Wunderlich, 69-Joe Kruse, 14-Blond Blizzard Owen, 80-Norm Cable, 41-Irish Pavkov, 54-Horse Chesney, 64-Pat Howlett, 51-Tiger Martinovich.

Back row: 70-Homer Reynolds, 72-Jug Brown, 75-King Bernard, 73-Socko Wieth, 88-Bumper McPhail, 61-Earl Warwick, 83-Connie Mack Berry, 81-Phil Bucklew, 82-Bill Muellner, 52-Russ Sweeney, 87-Wild Bill Gerdes, 86-Turk Russ, Coach Dana M. King.

MISCELLANEOUS FACTS AND FIGURES

ENTERING 2021 SEASON

Bengals franchise firsts:

- **FIRST HEAD COACH:** Paul Brown, who coached from 1968 through '75.
- **FIRST PLAYER:** QB John Stofa, who was acquired in December, 1967, from the Miami Dolphins in a trade for two draft choices. Stofa played for the Bengals in 1968 and '69.
- **FIRST DRAFT CHOICE:** Center Bob Johnson, from the University of Tennessee, was the Bengals' No. 1 draft choice in their 1968 inaugural season.
- **FIRST GAME:** Aug. 3, 1968 — a preseason home game against the Kansas City Chiefs at Nippert Stadium. The Chiefs won 38-14 in front of 21,682.
- **FIRST REGULAR-SEASON GAME:** On Friday night, Sept. 6, 1968, in San Diego, the Bengals began play in the American Football League. They lost to the Chargers, 29-13.
- **FIRST BENGALS REGULAR-SEASON SCORING PLAY:** On the Bengals' first possession of their first regular-season game — Sept. 6, 1968 at San Diego — RB Paul Robinson scored a touchdown on a two-yard run. Dale Livingston kicked the extra point for a 7-0 Cincinnati lead. The Chargers came back to win, 29-13.
- **FIRST REGULAR-SEASON VICTORY:** On Sunday, Sept. 15, 1968, the Bengals won their home opener, defeating the Denver Broncos, 24-10. A crowd of 25,049 watched at Nippert Stadium.
- **FIRST PLAYOFF GAME:** On Saturday, Dec. 26, 1970, the Bengals lost to the Baltimore Colts, 17-0, at Memorial Stadium in Baltimore in an AFC Divisional Playoff. The Bengals reached the playoffs in just the franchise's third season by winning the AFC Central Division with an 8-6 regular-season record.
- **FIRST PLAYOFF VICTORY:** On Jan. 3, 1982, the Bengals beat the Buffalo Bills, 28-21, at Riverfront Stadium in an AFC Divisional Playoff Game. A week later, the Bengals won the AFC title to earn a trip to Super Bowl XVI.

In the beginning: The Bengals' inaugural season was 1968, when they played in the American Football League (which merged with the NFL in '70).

That first Bengals team had a seven-person coaching staff (in contrast to the 22-person staff heading into the 2021 season). Head coach Paul Brown was joined by Bill Johnson (offensive line coach), Rick Forzano (offensive backfield), Jack Donaldson (defensive line), Tom Bass (defensive backfield), Bill Walsh (offensive ends) and Frank Smouse (linebackers).

Munoz made Pro Bowl history: Former Bengals OT Anthony Munoz was selected to play in 11 AFC-NFC Pro Bowl games, the most by any Cincinnati player by a margin of three. Former DT Geno Atkins is second with eight, and former WR A.J. Green is third with seven.

At the time of his retirement after the 1992 season, Munoz's total of 11 selections was the most of any player in NFL history. To this day, Munoz still is tied for 13th in most Pro Bowl selections all time. The leaders (each with 14) are New England QB Tom Brady, Kansas City/Atlanta TE Tony Gonzalez, Indianapolis/Denver QB Peyton Manning and Houston Oilers/Tennessee OL Bruce Matthews.

Hold that line: Over Games 5-12 of the 2009 season, the Bengals set a franchise record by holding eight straight opponents under the 100-yard mark in rushing. Prior to 2009, the franchise record for consecutive games in this category was six, and that spanned two seasons (1981-82). The previous record for one season was five straight games, set in 1983.

Sellout streaks: The Bengals sold out 57 consecutive home games (regular and postseason) from Nov. 16, 2003 through Nov. 8, 2010. That Paul Brown Stadium run stands as the longest in club history, topping a 43-game streak accomplished at Riverfront Stadium between 1988 and '92.

Bengals hold winning mark in overtime: The Bengals are 17-16-4 in regular-season overtime games, for a winning percentage of .514.

Overtime was put in place for regular-season games in 1974. The Bengals have not played an overtime game in postseason.

In 2013, Cincinnati played three overtime games in the same season, the only such instance in franchise history. In all other regular seasons in which overtime existed (1974-2012 and '14-20), the Bengals played in two OT games just six times ('90, '92, '95, '01, '08 and '15).

Three full marathons and two minis: Historically speaking, the marathon of NFL regular-season games always was a total of 75 minutes of clock time, which included four 15-minute quarters, combined with a full 15-minute overtime period. In most cases, when a game reached the end of overtime, that contest would end in a tie, unless of course the game was decided on the final play of OT as time expired.

The Bengals participated in only three full 75-minute regular-season games in team history, and all three were ties — in 2008 vs. Philadelphia, in '14 vs. Carolina and in '16 vs. Washington in London.

However, the NFL shortened overtime from a 15-minute period to a 10-minute period in 2017. Thus, nowadays, the maximum regular-season game time possible is 70 minutes — a mini marathon, you could say.

Cincinnati has logged two 70-minute games since overtime was shortened in 2017. The most recent was a tie — a 23-23 deadlock with the Eagles in Game 3 of the 2020 at Philadelphia. But the Bengals also have an instance of a now-maximum 70-minute game that did not result in a tie, courtesy of a 38-35 loss to the Dolphins in Game 15 of 2019 at Miami. The Bengals lost that game when Dolphins K Jason Sanders kicked a 37-yard FG as OT expired. That game is one of only 11 contests in NFL history to have been won/lost as overtime expired (four of those 11 have occurred since 2017).

Bengals double-digit club: Entering 2021, 32 players shared the distinction of having played 10 or more campaigns for the Bengals:

PLAYER, POSITION	YEARS	SEASONS
Ken Anderson, QB.....	16	1971-86
Ken Riley, CB.....	15	1969-83
Reggie Williams, LB.....	14	1976-89
Jim Breech, K.....	13	1980-92
Rich Braham, C-G.....	13	1994-2006
Anthony Munoz, OT.....	13	1980-92
Joe Walter, OT.....	13	1985-97
Willie Anderson, OT.....	12	1996-2007
Isaac Curtis, WR.....	12	1973-84
Eddie Edwards, DE-DT.....	12	1977-88
*Clark Harris, LS.....	12	2009-20
*Kevin Huber, P.....	12	2009-20
Bob Johnson, C.....	12	1968-79
Bruce Kozerski, OL.....	12	1984-95
Tim Krumrie, NT.....	12	1983-94
Jim LeClair, LB.....	12	1972-83
Geno Atkins, DT.....	11	2010-20
Glenn Cameron, LB.....	11	1975-85
Carlos Dunlap, DE.....	11	2010-20
Robert Geathers, DE.....	11	2004-14
Rodney Holman, TE.....	11	1982-92
Lee Johnson, P-K.....	11	1988-98
Max Montoya, G-OT.....	11	1979-89
Domata Peko, DT.....	11	2006-16
Andrew Whitworth, OT.....	11	2006-16
Louis Breeden, CB.....	10	1978-87
Boomer Esiason, QB.....	10	1984-92, 97
A.J. Green, WR.....	10	2011-20
Chad Johnson, WR.....	10	2001-10
Dave Lapham, G.....	10	1974-83
Pat McNally, P-WR.....	10	1976-85
Brad St. Louis, LS-TE.....	10	2000-09
Bob Trumpy, TE-WR.....	10	1968-77

NOTE: Asterisks note players who still were active Bengals as of July 19, 2021.

The name game: The most common last name among players on the Bengals' all-time roster is Johnson. Twenty-seven players named Johnson are on the all-time roster, including Chad Johnson, who changed his last name to Ochocinco in 2008 (then back to Johnson in '11, after his Bengals career).

Two names are tied for second with 18 each — Smith and Williams (not including Nick Luchey, who changed his name from Williams in 2002).

The Bengals' all-time roster has more last names start with the letter B than any other letter — a total of 112. The letter S is second with 103 names.

The only letter without a player on the team's all-time roster is X.

Coldest NFL games on record:

- Minus-13 degrees (-48 degrees wind chill) — Dec. 31, 1967, Lambeau Field, Green Bay, Wis., NFL Championship — Green Bay 21, Dallas 17
- Minus-9 degrees (-59 degrees wind chill) — Jan. 10, 1982, Riverfront Stadium, Cincinnati, Ohio, AFC Championship — Cincinnati 27, San Diego 7.
- Minus-6 degrees (-25 degree wind chill) — Jan. 10, 2016, TCF Bank Stadium, Minneapolis, Minn., NFC Wild Card — Seattle 10, Minnesota 9.

10 wins, no playoffs: The best Bengals team to miss out on postseason play was coach Bill Johnson's 1976 club, which went 10-4 but lost a tiebreaker to Pittsburgh for the AFC Central Division title.

Only one Wild Card team made the playoffs from each conference at that time, and it went to 11-3 New England, which lost an AFC East tiebreaker.

One other Bengals team — the 1986 club — won 10 games (10-6) and failed to make the playoffs.

Long distance leaders: Former Bengals Chris Bahr and Doug Pelfrey are the only kickers in team history to convert two field goals of 50 or more yards in the same game.

Bahr booted field goals of 55 and 52 yards vs. Houston on September 23, 1979. Pelfrey connected on attempts from 53 and 50 yards at Houston on October 24, 1993.

Talent isn't everything: The 1989 Bengals were a talented team, but never could put it all together on a weekly basis. They outscored opponents 404-285, but finished only 8-8.

Not since the 1950 Philadelphia Eagles had a break-even team outscored its foes by such a large point margin (7.4) per game.

All-time biggest crowds: Here are the Bengals' 10 largest home crowds in franchise history:

ATTENDANCE	DATE	OPPONENT	RESULT
1. 66,188	10-28-07	Pittsburgh	L, 13-24
2. 66,113	10-1-07	New England	L, 13-34
3. 66,107	12-22-14	Denver	W, 37-28
4. 66,104	10-23-05	Pittsburgh	L, 13-27
5. 66,093	9-10-07	Baltimore	W, 27-20
6. 66,072	9-17-06	Cleveland	W, 34-17
7. 66,049	12-31-06	Pittsburgh	L, 17-23 (OT)
8. 66,035	10-1-06	New England	L, 13-38
9. 66,023	12-23-07	Cleveland	W, 19-14
10. 65,995	11-20-05	Indianapolis	L, 37-45

100 x 3 = team first: The Bengals' 27-10 win over Oakland on Dec. 10, 2006 at Paul Brown Stadium was the team's only game ever with a 100-yard rusher (Rudi Johnson, 117 yards) and two 100-yard receivers (T.J. Houshmandzadeh, 118; Chad Johnson, 101).

Fond farewell: The Bengals played their final game at Cinergy Field (previously known as Riverfront Stadium) on Dec. 12, 1999, and they made the facility's finale a memorable one.

Before a sellout crowd of 59,972, the Bengals defeated Cleveland, 44-28, as the Cincinnati defense set a team record by allowing only 11 net rushing yards (11 carries). The Browns' longest rush of the day was three yards. The previous low by a Bengals opponent had been 22 yards by Houston on Dec. 23, 1990.

Offensively, that game saw the Bengals roll for 279 rushing yards (on 53 carries) — the second-most rushing yards in team history at the time and most ever in a home game (now fourth-best in history and third-highest at home).

BENGALS SINGLE-SEASON LEAGUE AND CONFERENCE LEADERS**— NFL —****PASSER RATING**

(Current rating system in place since 1973)

1974	Ken Anderson	95.7
1975	Ken Anderson	93.9
1981	Ken Anderson	98.4
1982	Ken Anderson	95.3
1988	Boomer Esiason	97.4

PASSING YARDS

1974	Ken Anderson	2667
1975	Ken Anderson	3169

TOUCHDOWN PASSES

2005	Carson Palmer	32
------	---------------------	----

RECEPTIONS

2007	T.J. Houshmandzadeh	*^112
------	---------------------------	-------

RECEIVING YARDS

2006	Chad Johnson	1369
------	--------------------	------

INTERCEPTIONS

2005	Deltha O'Neal	*^10
2015	Reggie Nelson	*8

PUNT RETURN AVERAGE

1974	Lemar Parrish	^18.8
1984	Mike Martin	15.7

KICKOFF RETURN AVERAGE

2014	Adam Jones	^31.3
2019	Brandon Wilson	31.3

PUNTING AVERAGE

1970	Dave Lewis	46.2
1971	Dave Lewis	44.8
1978	Pat McNally	43.1
1981	Pat McNally	45.4

— AFC —**SCORING**

1981	Jim Breech	*115
1987	Jim Breech	97
2005	Shayne Graham	131

RUSHING YARDS

1968	Paul Robinson	**1023
2018	Joe Mixon	1168

TOUCHDOWNS

1983	Pete Johnson	*14
1988	Ickey Woods	*15
1995	Carl Pickens	^17

PASSER RATING

(Current rating system in place since 1973)

1974	Ken Anderson	#95.7
1975	Ken Anderson	#93.9
1981	Ken Anderson	#98.4
1982	Ken Anderson	#95.3
1988	Boomer Esiason	#97.4
1989	Boomer Esiason	92.1
2015	Andy Dalton	^106.3

PASSING YARDS

1974	Ken Anderson	#2667
1975	Ken Anderson	#3169

TOUCHDOWN PASSES

1988	Boomer Esiason	*28
1989	Boomer Esiason	28
1995	Jeff Blake	28
2005	Carson Palmer	#32

RECEPTIONS

1995	Carl Pickens	99
1996	Carl Pickens	100
2005	Chad Johnson	97
2007	T.J. Houshmandzadeh	#^112

RECEIVING YARDS

1973	Isaac Curtis	843
1988	Eddie Brown	1273
2003	Chad Johnson	1355
2004	Chad Johnson	1274
2005	Chad Johnson	1432
2006	Chad Johnson	#1369

INTERCEPTIONS

1976	Ken Riley	9
1982	Ken Riley	*5
1983	Ken Riley	*8
2005	Deltha O'Neal	#^10
2015	Reggie Nelson	#8

PUNTING AVERAGE

1970	Dave Lewis	#46.2
1971	Dave Lewis	#44.8
1978	Pat McNally	#43.1
1981	Pat McNally	#45.4

PUNT RETURN AVERAGE

1974	Lemar Parrish	#^18.8
1984	Mike Martin	#15.7
2014	Adam Jones	12.0

KICKOFF RETURN AVERAGE

1999	Tremain Mack	27.1
2014	Adam Jones	#^31.3
2016	Alex Erickson	27.9
2019	Brandon Wilson	#31.3

KEY

Also led/tied NFL

* Tied for lead

^ Also a Bengals record

** American Football League

Get the point? Only three times in the Bengals' 49 seasons has a non-kicker led the team in scoring.

In 1979, FB Pete Johnson was the team's leading scorer with 90 points (15 TDs). FB Ickey Woods led the 1988 Bengals with 90 points (15 TDs). And in 2001, HB Corey Dillon scored a team-high 78 points (13 TDs).

A special explosion: The Bengals' record for most points scored in a game by special teams units is 31, in a 43-14 win at Buffalo on Nov. 8, 1970.

CB Lemar Parrish scored two special teams TDs, one on a 95-yard kickoff return and another on an 83-yard return of a blocked field goal attempt. K Horst Muhlmann added 15 points on five field goals, and four PATs by Muhlmann completed the special teams onslaught.

The offense scored only one TD, on a one-yard run by RB Jess Phillips. The defense scored a TD on an eight-yard fumble return by DE Royce Berry.

Perfection at home: The Bengals have gone undefeated (and untied) at home during the regular season four times in team history:

- 8-0 in the Super Bowl season of 1988
- 8-0 in the 2013 playoff season
- 7-0 in the 1973 playoff season
- 4-0 in the strike-shortened 1982 playoff campaign

Bengals QB MVPs: Two Bengals, both quarterbacks from the club's Super Bowl teams, have been named by nationwide panels of media as winners of the Associated Press NFL Most Valuable Player Award.

Ken Anderson was the winner in 1981, leading the NFL with a 98.4 passer rating. He completed 300 of 479 passes (62.6 percent) for 3754 yards, with a then-club record 29 TD passes against 10 INTs.

Boomer Esiason was the 1988 winner, leading the league with a 97.4 rating and tying for the AFC lead in TDs with 28. He completed 223 of 388 passes (57.5 percent) for 3572 yards, with 14 INTs.

Both QBs led their teams to 12-4 records in the regular season.

This record holds the record: The oldest individual season record in Bengals history — and the only one still standing from Nippert Stadium — is QB Greg Cook's average of 9.41 yards gained per passing attempt in 1969.

Parrish hits paydirt: The only Bengals player ever to score two touchdowns in a game on returns and/or recoveries is Lemar Parrish — and he did it three times.

Parrish, a Bengals cornerback and kick returner from 1970-77, scored two TDs on Nov. 8, 1970 at Buffalo (95-yard kickoff return and 83-yard return of a blocked FG attempt); on Dec. 17, 1972 at Houston (25-yard interception return and 33-yard interception return); and on Oct. 6, 1974 vs. Washington (90-yard punt return and 47-yard fumble return).

Double whammy: Twice in Bengals history, two Cincinnati players have broken the 100-yard rushing mark in the same game.

On Oct. 29, 1972, in a 30-7 win vs. Houston, RB Doug Dressler gained 110 yards and HB Essex Johnson ran for 103 yards. On Dec. 7, 1986, in a 31-7 victory at New England, HB James Brooks rushed for 163 yards and FB Stanley Wilson gained 120 yards.

The longest shots: The latest-drafted player ever to make the Bengals' all-time roster was K-P Dave Green of Ohio University.

Green was the 418th selection in the 1972 draft, taken in the 17th round. He didn't make the roster in 1972, and had a brief stint (no games played) with Houston in '73 before being re-acquired by Cincinnati. Green played for the Bengals from 1974-75, scoring 70 points and averaging 40.1 yards on 134 punts. He was acquired by Tampa Bay in 1976, and stayed in the NFL through '79.

The latest-drafted player ever to make the Bengals roster in the same season of his selection was LB Larry Ely of Iowa. Ely was the 397th selection in 1970, a 16th-round pick. He played for Cincinnati in 1970 and '71.

BENGALS PLAYOFF RESULTS

Record: 5-14

SEASON	DATE	OPPONENT	W-L	SCORE	PLAYOFF GAME
1970	Dec. 26	at Baltimore	L	0-17	Divisional Playoff
1973	Dec. 23	at Miami	L	16-34	Divisional Playoff
1975	Dec. 28	at Oakland Raiders	L	28-31	Divisional Playoff
1981	Jan. 3	BUFFALO	W	28-21	Divisional Playoff
	Jan. 10	SAN DIEGO	W	27-7	AFC Championship
	Jan. 24	SAN FRANCISCO 49ERS	L	21-26	Super Bowl XVI
1982	Jan. 9	N.Y. JETS	L	17-44	First-Round Playoff
1988	Dec. 31	SEATTLE	W	21-13	Divisional Playoff
	Jan. 8	BUFFALO	W	21-10	AFC Championship
	Jan. 22	San Francisco 49ers	L	16-20	Super Bowl XXIII
1990	Jan. 6	HOUSTON	W	41-14	Wild Card Playoff
	Jan. 13	at L.A. Raiders	L	10-20	Divisional Playoff
2005	Jan. 8	PITTSBURGH	L	17-31	Wild Card Playoff
2009	Jan. 9	N.Y. JETS	L	14-24	Wild Card Playoff
2011	Jan. 7	at Houston	L	10-31	Wild Card Playoff
2012	Jan. 5	at Houston	L	13-19	Wild Card Playoff
2013	Jan. 5	SAN DIEGO	L	10-27	Wild Card Playoff
2014	Jan. 4	at Indianapolis	L	10-26	Wild Card Playoff
2015	Jan. 9	PITTSBURGH	L	16-18	Wild Card Playoff

High-scoring affairs: The two highest-scoring games (combined point totals of both teams) in Bengals history have both come against the Cleveland Browns. Here are the five highest-scoring games in franchise history:

TOTAL POINTS	DATE AND OPPONENT	RESULT
1. 106	Nov. 28, 2004 vs. Cleveland	W, 58-48
2. 96	Sept. 16, 2007 at Cleveland	L, 45-51
3. 90	Nov. 12, 2006 vs. San Diego	L, 41-49
4. 86	Nov. 30, 1997 at Philadelphia	L, 42-44
5. 85	Sept. 22, 1985 vs. San Diego	L, 41-44

Riley reigns supreme: In the Bengals record book, the most dominant lead in a major career category belongs to CB Ken Riley. His 65 interceptions nearly double the total (33) of second-place CB Louis Breeden.

Bengals tap the Buckeye pipeline: Ohio State is by far the top supplier of college talent to the Bengals, with 35 former Buckeyes having qualified for the team's official all-time roster.

Notable former Buckeye Bengals include Pro Bowl FB Pete Johnson (1977-83), the No. 4 rusher in Bengals history, as well as RB Archie Griffin ('76-83), CB Ray Griffin ('78-84), OT Rufus Mayes ('70-78), K Mike Nugent (2010-16) and DT Dan Wilkinson ('94-97).

Three schools are tied with the next highest number of Bengals alumni with 19 each — Alabama, Florida and West Virginia. Four schools — Arizona State, Auburn, Michigan, Penn State — are tied for fifth most with 18 each.

Record crowd: The official attendance figure of 91,653 for Cincinnati's 28-14 loss at Dallas on Oct. 9, 2016 at AT&T Stadium was the largest ever for a Bengals regular-season game.

The previous record was 87,786 at Cincinnati's 17-10 win on Nov. 14, 2004 at FedExField in Washington.

The record for all Bengals games remains 92,045, recorded at the Los Angeles Coliseum for the 1990 season Divisional Playoff game against the L.A. Raiders on Jan. 13, 1991.

Go long ... real long: The Bengals' record book lists two pass plays of 90 or more yards:

- QB Ken Anderson hooked up with WR Billy Brooks for a team-record 94-yarder for a touchdown Nov. 13, 1977 at Minnesota.

- QB Virgil Carter connected with WR Speedy Thomas for a 90-yard TD strike on Sept. 19, 1971 vs. Philadelphia at Riverfront Stadium.

Worst to first: Four times in their history, the Bengals have finished first in their division (in 1970, '81, '88 and '90) after finishing in last place the season before.

BENGALS SUPER BOWL STARTERS

SUPER BOWL XVI

OFFENSE	DEFENSE
WR Cris Collinsworth	LDE Eddie Edwards
LOT Anthony Munoz	NT Wilson Whitley
LG Dave Lapham	RDE Ross Browner
C Blair Bush	LOLB Bo Harris
RG Max Montoya	LILB Jim LeClair
ROT Mike Wilson	RILB Glenn Cameron
TE Dan Ross	ROLB Reggie Williams
WR Isaac Curtis	LCB Louis Breeden
QB Ken Anderson	RCB Ken Riley
HB Charles Alexander	SS Bobby Kemp
FB Pete Johnson	FS Bryan Hicks

SUPER BOWL XXIII

OFFENSE	DEFENSE
WR Tim McGee	LDE Jim Skow
LOT Anthony Munoz	NT Tim Krumrie
LG Bruce Reimers	RDE Jason Buck
C Bruce Kozerski	LOLB Leon White
RG Max Montoya	LILB Carl Zander
ROT Brian Blados	RILB Joe Kelly
TE Rodney Holman	ROLB Reggie Williams
WR Eddie Brown	LCB Lewis Billups
QB Boomer Esiason	RCB Eric Thomas
HB James Brooks	SS David Fulcher
FB Ickey Woods	FS Solomon Wilcotts

DL TDs to remember: On Oct. 7, 2018, Bengals DEs Michael Johnson and Sam Hubbard both scored TDs in the fourth quarter, leading Cincinnati to a comeback win over the Miami Dolphins at Paul Brown Stadium.

Johnson struck first and knotted the game at 17 when he picked off a Ryan Tannehill pass and returned it 22 yards for a TD. Later in the quarter, Hubbard recovered a Tannehill fumble (forced by DE Carlos Dunlap) and returned it 19 yards for a score, putting the Bengals ahead by the final 27-17 margin.

It marked the first time in Bengals history, and just the second time since the 1970 AFL/NFL merger, that two defensive linemen scored TDs in the same quarter. The only other instance came on Dec. 10, 1989, when Minnesota's Keith Millard and Tim Newton both scored in a Vikings win vs. Atlanta.

1000-yard duos ... and a trio: Sixteen times in the Bengals' 52 years (1968-2019), the team has had both a 1000-yard rusher and a 1000-yard receiver in the same season.

In 2006, the Bengals had a 1000-yard rusher and two 1000-yard receivers.

YEAR	RUSHER	YARDS	RECEIVER	YARDS
1981	Pete Johnson.....	1077	Cris Collinsworth	1009
1986	James Brooks.....	1087	Cris Collinsworth	1024
1988	Ickey Woods.....	1066	Eddie Brown.....	1273
1989	James Brooks.....	1239	Tim McGee.....	1211
1998	Corey Dillon.....	1130	Carl Pickens.....	1023
1999	Corey Dillon.....	1200	Darnay Scott.....	1022
2002	Corey Dillon.....	1311	Chad Johnson.....	1166
2004	Rudi Johnson.....	1454	Chad Johnson.....	1274
2005	Rudi Johnson.....	1458	Chad Johnson.....	1432
2006	Rudi Johnson.....	1309	Chad Johnson.....	1369
			T.J. Houshmandzadeh.....	1081
2009	Cedric Benson.....	1251	Chad Johnson.....	1047
2011	Cedric Benson.....	1067	A.J. Green.....	1057
2012	BenJarvus Green-Ellis.....	1094	A.J. Green.....	1350
2014	Jeremy Hill.....	1124	A.J. Green.....	1041
2018	Joe Mixon.....	1168	Tyler Boyd.....	1028
2019	Joe Mixon.....	1137	Tyler Boyd.....	1046

No TDs? No problem: Five times in their history, the Bengals have won without scoring a touchdown:

- On Sept. 24, 1972, K Horst Muhlmann's five FGs (41, 32, 20, 32, 34) fueled a 15-10 victory over Pittsburgh at Riverfront Stadium (later renamed Cinergy Field).
- On Oct. 21, 1984, K Jim Breech kicked four FGs (24, 23, 25, 33) for all the Bengals' points in a 12-9 victory over Cleveland at Riverfront.
- On Nov. 6, 1994, K Doug Pelfrey booted six FGs (36, 44, 36, 47, 28, 26) and LB-DE Alfred Williams scored on a safety as the Bengals posted a 20-17 overtime victory at Seattle.
- On Nov. 11, 2007, K Shayne Graham kicked a team-record seven FGs (34, 19, 22, 35, 35, 21, 33) for all of Cincinnati's points in a 21-7 win at Baltimore.
- On Sept. 19, 2010, K Mike Nugent kicked five FGs (36, 30, 46, 38, 25) for all the Bengals' points in a 15-10 win over Baltimore at Paul Brown Stadium.

Doubling up: Twice in Bengals history, a Cincinnati player has managed 100-plus yards both rushing and receiving on the same day.

HB Essex Johnson was the first, rushing for 121 yards on 21 carries and getting 116 yards on two receptions on Sept. 30, 1973 at San Diego. He stood alone in the category until Dec. 7, 1986, when HB James Brooks burned the Patriots at New England for 163 yards on 18 rushes and 101 yards on six receptions. Cincinnati won both games.

Bengals opponents have managed double 100-yard performances twice, and Cincinnati lost both of those games.

On Nov. 23, 1975, Cleveland HB Greg Pruitt had 121 yards on 17 rushes and 106 yards on seven receptions in a 35-23 Browns win at Cleveland Stadium. On Sept. 22, 1985, San Diego RB Lionel James became the one player to record dual 100s at Riverfront Stadium (later renamed Cinergy Field) in the Chargers' 44-41 win. James had 127 yards on 12 rushes and 118 yards on five catches.

Kirkpatrick's 2017 INT a historical oddity: In the first quarter of the Bengals' win at Denver on Nov. 19, 2017, with the Broncos facing a third-and-three at the Cincinnati four-yard line, CB Dre Kirkpatrick picked off a pass from QB Brock Osweiler in the end zone and sprinted down the field toward

what would've been his third career pick-six.

However, with about 15 yards to go before reaching the end zone, Kirkpatrick fumbled the ball without any disruption by a Bronco. He did manage to recover his own fumble at the Denver one-yard line, but before the Bengals punched it into the end zone three plays later on a TD pass, the blooper had already spread around the internet like wildfire.

At the time, Kirkpatrick's 101-yard return, which he shared a laugh about after the game, was the longest INT return in NFL history to not result in a TD (it now is the second-longest; N.Y. Jets S Marcus Maye had a 104-yard INT in 2018 without scoring).

CBS-TV reported shortly after Kirkpatrick's play that the visibly fatigued cornerback became sick upon returning to the sideline, a victim of exhaustion and the Denver altitude (he did not miss any game time).

After the game, Kirkpatrick was the target of good-natured ribbing by teammates and fans. And he was not above a little self-deprecation. As the team boarded its flight back to Cincinnati, Kirkpatrick posted a photo to one of his social media accounts of a gift someone had left on his seat — an oxygen tank, with a note attached that read, "Who Dey. Great game."

Call it the 'Breezer Bowl': Though it was no match for the famous "Freezer Bowl" in Bengals lore, the Tennessee Titans' 2008 visit to Cincinnati perhaps should be remembered — with due seriousness — as the "Breezer Bowl."

The wind speed at kickoff of the Titans' 24-7 win at Paul Brown Stadium on Sept. 14, 2008 was a somewhat notable 21 mph. However, it drastically increased very soon after the game started. The remnants of Hurricane Ike combined with another strong weather system to produce a powerful windstorm by the end of the first quarter. The final three quarters of the game were played in sustained winds of over 70 mph, which nearly qualified as a Category 1 hurricane (defined as sustained winds of 74-95 mph). The Bengals and Titans managed only 127 and 118 passing yards, respectively.

Though the game was played without incident or other weather conditions such as rain, the windstorm was extremely damaging to areas outside the stadium. It left more than a million people without power in the Greater Cincinnati area, some for more than a month. It was the worst disaster in the region in 2008, with damage estimates nearing \$1 billion.

P.B. and the hall of fame: Paul Brown, founder of the Cincinnati Bengals, was enshrined in the Pro Football Hall of Fame in 1967, and numerous other Hall of Fame members played and/or coached under Brown.

The most recent addition to P.B.'s disciples in the Hall of Fame was former Bengals assistant coach and head coach Dick LeBeau, a 2010 inductee. LeBeau's assistant coaching tenure with the Bengals began in '80, when Brown was the team's general manager. He was an assistant coach (defensive backfield and defensive coordinator) with the Bengals from 1980-91 and '97-2000 (three games in '00), and he was the team's head coach from the fourth game of '00 through '02. LeBeau, who also spent many seasons as an assistant coach with the Pittsburgh Steelers, is widely considered to be one of the best defensive coaches in league history. And though he did not play under Brown, LeBeau recorded 62 career interceptions, which ranked third all-time at the time of his retirement as a player.

Other former assistant coaches under Paul Brown who are in the Hall of Fame are Weeb Ewbank and Bill Walsh. Also in the Hall of Fame is Forrest Gregg, hired by Brown as Bengals head coach in 1980.

The most recent player disciple of Brown's to be inducted was tackle Anthony Munoz, considered by many to be the greatest offensive lineman in NFL history. Munoz, a 1998 inductee, played his entire 13-year pro career ('80-92) with the Bengals. Some analysts thought he was too risky a prospect for an early first-round draft selection because he had experienced knee injuries in college. But Brown, as Bengals general manager in 1980, selected Munoz No. 3 overall.

The 1997 Hall of Fame class included Don Shula, winningest coach in NFL history, who played defensive back in the NFL and was a rookie on Brown's defending NFL champion Cleveland Browns in '51.

WR Charlie Joiner, who played for the Bengals under Brown from 1972-75, was elected to the Hall of Fame in the '96 class of inductees. Also, 15 other players Brown coached for the Cleveland Browns are in the Hall of Fame. These players, and the years Brown coached them in Cleveland, are: DE Doug Atkins (1953-54), FB Jim Brown ('57-62), DE Willie Davis ('58-59), QB Len Dawson ('60-61), WR Len Ford ('50-57), C Frank Gatski ('46-56), QB Otto Graham ('46-55), T/PPK Lou Groza ('46-59 and '61-62), G Gene Hickerson ('58-60 and '62), DT Henry Jordan ('57-58), WR Dante Lavelli ('46-56), T Mike McCormack ('54-62), RB/WR Bobby Mitchell ('58-61), FB/LB Marion Motley ('46-53) and G Bill Willis ('46-53).

A rare runner: The only Bengals quarterback ever to rush for 100 yards in a game was Virgil Carter, who gained 110 on nine carries against Cleveland on Nov. 15, 1970 (it was Cincinnati's first-ever win over its Ohio rival).

Passing fancy: The Bengals' individual career record for most games passing for 300 or more yards is 28, held by QB Andy Dalton (2011-19).

Boomer Esiason (1984-92, '97) ranks second in 300-yard passing games with 23, followed by Ken Anderson ('71-86) with 19.

Dunlap's PD frenzy: In the first 40 seasons in which Bengals defensive statistics were recorded (1976-2015), no defensive lineman ever led the team in passes defended for a season. Really, none were even close. But it happened in 2016, and it wasn't close.

DE Carlos Dunlap had five more PDs — 15 — than anyone else on the team in '16. And he had seven more PDs than any other NFL defensive lineman that year. The players ahead of Dunlap in the NFL were all cornerbacks, and the next-highest total by an NFL defensive lineman was eight. The next-highest total by a Bengals player in 2016 was 10, by CB Dre Kirkpatrick.

"Passes defended" include interceptions as well as passes broken up. When a player makes an INT, he also is credited with a PD. What makes this stat even more noteworthy is the fact that Dunlap had no INTs in '16. And in the category of PDs without counting INTs, only four NFL players — all CBs — were ahead of Dunlap.

COVID-19 makes for unprecedented year in 2020: The COVID-19 pandemic turned the world upside down in 2020, and with it came a complete overhaul of operations in the NFL.

It started in early March, when the World Health Organization declared COVID-19 to be a worldwide pandemic. The United States declared it a national emergency shortly thereafter, setting off a chain reaction of countless health-related operational changes announced by businesses, organizations and groups across the country. Those announcements collectively affected nearly every aspect of daily life, including sports. The NBA paused its season on March 11, with the NHL and MLB following on March 12. Also on March 12, the NCAA announced the cancellation of its men's and women's basketball tournaments. Then, on March 13, the Bengals joined most other NFL teams by announcing that their facility would close the following week of March 16-20 and that employees would be working remotely. As the pandemic continued to spread throughout the country and states began widespread shutdowns of businesses deemed "non-essential," the NFL soon mandated that all teams' facilities — no matter their location — remain closed until further notice. As a result, the entire NFL offseason program — everything between voluntary workouts in April and mandatory minicamp in June — was cancelled, as sports leagues in the U.S. remained shut down until mid-summer. Additionally, the 2020 NFL Draft, which had been scheduled to be held in Las Vegas, instead was held virtually, as prospects watched with their families from their homes.

Following a league memo that permitted teams to re-open their facilities,

the Bengals welcomed a limited number of employees back into the office on May 20, after a more than two-month closure of the facility. Numerous precautions were put into place and maintained for the rest of the year, such as the mandatory wearing of facemasks and the social distancing of workspaces. The NFL and NFLPA reached an agreement late in July regarding COVID-19 protocols for the season, and players began reporting to team facilities for pre-training camp physicals the last week of July. Full training camp practices didn't begin until mid-August, and the NFL and NFLPA eventually agreed to cancel all preseason games as a precaution. The NFL contracted with a medical company called BioReference Laboratories to test for COVID-19 among players, coaches and select football staff each day at team facilities. Additionally, everyone in the testing protocol was required to wear an electronic tracker at all times while at the facility, which would trace and identify all persons in close contact with any individual who tested positive.

Some NFL states/cities permitted a limited number of fans to attend games, while others did not allow fans at all. The Bengals opened their season at home against the L.A. Chargers in the first and only NFL game ever held in Cincinnati without fans. The team did so to comply with an order from the State of Ohio to limit mass gatherings, however that order was later loosened, and the Bengals hosted between 6000 and 11,000 fans at their seven remaining home games. In all, the Bengals played four games without fans — one at home, and three on the road. In order to compensate for the lack of crowd noise during games, the NFL permitted teams to pump in a pre-determined level of crowd noise via stadium speakers.

Operations at Paul Brown Stadium, home to both the Bengals' training facility and administrative offices, were entirely revamped due to the virus. In addition to the daily tests, contact tracing and mask-wearing, tested and non-tested employees were prohibited to have in-person contact with each other at work, and many of the coaches' daily meetings with players were held virtually. Also, media were not permitted inside at the facility (though they could watch outdoor practices from a safe distance, and games in the stadium from the press box), and all media interviews with players were held either by phone or online.

Between late July and early January, Bengals players, coaches and select football staff each took approximately 170 daily tests with few exceptions. While many NFL teams faced COVID-19 positive tests, outbreaks and policy violations, Cincinnati was among the few which emerged from the 2020 season relatively unscathed. The Bengals went without a single positive test from a player or coach through the first eight weeks of the regular season, and in total only nine players (including four on the practice squad or reserve lists) spent time on the team's Reserve/COVID-19 list at any point due to either a positive test or being deemed a close contact (missing only 15 combined games). Additionally, six Bengals assistant coaches missed a total of nine combined games.

Most sports leagues on every level struggled with game cancellations due to the pandemic. In the NFL, numerous contests were postponed to Mondays, Tuesdays or even Wednesdays, while multiple teams lost their bye or were forced to re-arrange their schedule, but NFL guidelines proved effective as all 269 scheduled games (regular season and playoffs) ultimately were played. The Bengals were among the most fortunate teams, as all 16 of their regular-season games were played at their originally scheduled dates and times.

BENGALS POSTSEASON INDIVIDUAL RECORDS

KEY

- * AFC Wild Card Playoff
- ** AFC Divisional Playoff
- *** AFC Championship
- + AFC First-Round Playoff (Super Bowl Tournament)
- # Super Bowl XVI (at Pontiac, Mich.)
- ## Super Bowl XXIII (at Miami, Fla.)

NOTES: Years listed are seasons in which playoff berths were earned, not calendar years in which playoff games were played. Career records include only seasons in which players played in playoffs.

SCORING

TOTAL POINTS

CAREER	52	Jim Breech	1981, '82, '88, '90
	24	Ickey Woods	1988, '90
	18	Dan Ross	1981, '82
	16	Mike Nugent	2011, '13, '14, '15
	12	(eight times)	

GAME	12	Charles Alexander	1981 (Jan. 3, 1982 vs. Buff.)**
	12	Dan Ross	1981 (Jan. 24, 1982 against S.F.)#
	12	Stanley Wilson	1988 (Dec. 31, 1988 vs. Sea.)**
	12	Ickey Woods	1988 (Jan. 8, 1989 vs. Buff.)***
	11	Jim Breech	1990 (Jan. 6, 1991 vs. Hou.)*

TOUCHDOWNS

CAREER	4	Ickey Woods	1988, '90
	3	Dan Ross	1981, '82
	2	(seven times)	

GAME	2	Charles Alexander	1981 (Jan. 3, 1982 vs. Buff.)**
	2	Dan Ross	1981 (Jan. 24, 1982 against S.F.)#
	2	Stanley Wilson	1988 (Dec. 31, 1988 vs. Sea.)**
	2	Ickey Woods	1988 (Jan. 8, 1989 vs. Buff.)***
	1	(many times)	

POINTS AFTER TOUCHDOWNS

CAREER	25	Jim Breech	1981, '82, '88, '90
	4	Dave Green	1975
	4	Shayne Graham	2005, '09
	4	Mike Nugent	2011, '13, '14, '15
	1	(two times)	

GAME	5	Jim Breech	1990 (Jan. 6, 1991 vs. Hou.)*
	4	Jim Breech	1981 (Jan. 3, 1982 vs. Buff.)**
	3	(five times)	

FIELD GOALS

CAREER	9	Jim Breech	1981, '82, '88, '90
	4	Mike Nugent	2011, '13, '14, '15
	3	Horst Muhlmann	1970, '73
	2	Josh Brown	2012
	1	Shayne Graham	2005, '09

GAME	3	Horst Muhlmann	1973 (Dec. 23, 1973 at Mia.)**
	3	Jim Breech	1988 (Jan. 22, 1989 against S.F.)##
	2	Jim Breech	1981 (Jan. 10, 1982 vs. S.D.)***
	2	Jim Breech	1990 (Jan. 6, 1991 vs. Hou.)*
	2	Josh Brown	2012 (Jan. 5, 2013 at Hou.)*

LONGEST FIELD GOALS

57	Mike Nugent	2014 (Jan. 4, 2015 at Ind.)*
47	Josh Brown	2012 (Jan. 5, 2013 at Hou.)*
46	Horst Muhlmann	1973 (Dec. 23, 1973 at Mia.)**
46	Mike Nugent	2013 (Jan. 5, 2014 vs. S.D.)*
43	Jim Breech	1988 (Jan. 22, 1989 against S.F.)##

RUSHING

TOTAL RUSHING ATTEMPTS

CAREER	89	Ickey Woods	1988, '90
	61	Pete Johnson	1981, '82
	43	James Brooks	1988, '90
	34	Charles Alexander	1981, '82
	28	Cedric Benson	2009, '11

GAME	29	Ickey Woods	1988 (Jan. 8, 1989 vs. Buff.)***
	23	Ickey Woods	1988 (Dec. 31, 1988 vs. Sea.)**
	21	Pete Johnson	1981 (Jan. 10, 1982 vs. S.D.)***
	21	Cedric Benson	2009 (Jan. 9, 2010 vs. NYJ)*
	20	Ickey Woods	1988 (Jan. 22, 1989 against S.F.)##

RUSHING YARDS

CAREER	391	Ickey Woods	1988, '90
	187	Pete Johnson	1981, '82
	183	Cedric Benson	2009, '11
	145	James Brooks	1988, '90
	125	Charles Alexander	1981, '82

GAME	169	Cedric Benson	2009 (Jan. 9, 2010 vs. NYJ)*
	126	Ickey Woods	1988 (Dec. 31, 1988 vs. Sea.)**
	102	Ickey Woods	1988 (Jan. 8, 1989 vs. Buff.)***
	80	Pete Johnson	1981 (Jan. 10, 1982 vs. S.D.)***
	79	Ickey Woods	1988 (Jan. 22, 1989 against S.F.)##

AVERAGE YARDS PER RUSHING ATTEMPT

CAREER	4.39	Ickey Woods (391 yards/89 att.)	1988, '90
	3.68	Charles Alexander (125 yards/34 att.)	1981, '82
	3.37	James Brooks (145 yards/43 att.)	1988, '90
	3.07	Pete Johnson (187 yards/61 att.)	1981, '82

NOTE: Minimum 30 attempts.

GAME	8.05	Cedric Benson (169/21)	2009 (Jan. 9, 2010 vs. NYJ)*
	5.48	Ickey Woods (126/23)	1988 (Dec. 31, 1988 vs. Sea.)**
	3.95	Ickey Woods (79/20)	1988 (Jan. 22, 1989 against S.F.)##
	3.81	Pete Johnson (80/21)	1981 (Jan. 10, 1982 vs. S.D.)***
	3.52	Ickey Woods (102/29)	1988 (Jan. 8, 1989 vs. Buff.)***

NOTE: Minimum 15 attempts.

RUSHING TOUCHDOWNS

CAREER	4	Ickey Woods	1988, '90
	2	(five times)	

GAME	2	Charles Alexander	1981 (Jan. 3, 1982 vs. Buff.)**
	2	Stanley Wilson	1988 (Dec. 31, 1988 vs. Sea.)**
	2	Ickey Woods	1988 (Jan. 8, 1989 vs. Buff.)***
	1	(many times)	

LONGEST RUSHES

47-td	Cedric Benson	2009 (Jan. 9, 2010 vs. NYJ)*
38	Jeremy Hill	2015 (Jan. 9, 2016 vs. Pitt.)*
30	Ickey Woods	1988 (Dec. 31, 1988 vs. Sea.)**
29	Boomer Esiason	1988 (Jan. 8, 1989 vs. Buff.)***
29	BenJarvus Green-Ellis	2012 (Jan. 5, 2013 at Hou.)*

KEY

- * AFC Wild Card Playoff
- ** AFC Divisional Playoff
- *** AFC Championship
- + AFC First-Round Playoff (Super Bowl Tournament)
- # Super Bowl XVI (at Pontiac, Mich.)
- ## Super Bowl XXIII (at Miami, Fla.)

NOTES: Years listed are seasons in which playoff berths were earned, not calendar years in which playoff games were played. Career records include only seasons in which players played in playoffs.

PASSING**TOTAL PASSING ATTEMPTS**

CAREER	166	Ken Anderson	1973, '75, '81, '82
	158	Andy Dalton	2011, '12, '13, '14
	99	Boomer Esiason	1988, '90
	41	AJ McCarron	2015
	40	Jon Kitna	2005

GAME	51	Andy Dalton	2013 (Jan. 5, 2014 vs. S.D.)*
	42	Andy Dalton	2011 (Jan. 7, 2012 at Hou.)*
	41	AJ McCarron	2015 (Jan. 9, 2016 vs. Pitt.)*
	40	Jon Kitna	2005 (Jan. 8, 2006 vs. Pitt.)*
	36	Carson Palmer	2009 (Jan. 9, 2010 vs. NYJ)*

COMPLETIONS

CAREER	110	Ken Anderson	1973, '75, '81, '82
	88	Andy Dalton	2011, '12, '13, '14
	51	Boomer Esiason	1988, '90
	24	Jon Kitna	2005
	23	AJ McCarron	2015

GAME	29	Andy Dalton	2013 (Jan. 5, 2014 vs. S.D.)*
	27	Andy Dalton	2011 (Jan. 7, 2012 at Hou.)*
	26	Ken Anderson	1982 (Jan. 9, 1983 vs. NYJ)+
	25	Ken Anderson	1981 (Jan. 24, 1982 against S.F.)#
	24	Jon Kitna	2005 (Jan. 8, 2006 vs. Pitt.)*

COMPLETION PERCENTAGE

CAREER	66.27	Ken Anderson (110 comp./166 att.)	1973, '75, '81, '82
	60.00	Jon Kitna (24 comp./40 att.)	2005
	56.10	AJ McCarron (23 comp./41 att.)	2015
	55.70	Andy Dalton (88 comp./158 att.)	2011, '12, '13, '14
	51.52	Boomer Esiason (51 comp./99 att.)	1988, '90
	51.35	Carson Palmer (19 comp./37 att.)	2005, '09

NOTE: Minimum 30 attempts.

GAME	74.29	Ken Anderson (26/35)	1982 (Jan. 9, 1983 vs. NYJ)+
	73.53	Ken Anderson (25/34)	1981 (Jan. 24, 1982 against S.F.)#
	70.00	Boomer Esiason (14/20)	1990 (Jan. 6, 1991 vs. Hou.)*
	66.67	Ken Anderson (14/21)	1981 (Jan. 3, 1982 vs. Buff.)**
	64.29	Andy Dalton (27/42)	2011 (Jan. 7, 2012 at Hou.)*

NOTE: Minimum 15 attempts.

PASSING YARDS

CAREER	1321	Ken Anderson	1973, '75, '81, '82
	873	Andy Dalton	2011, '12, '13, '14
	600	Boomer Esiason	1988, '90
	212	Carson Palmer	2005, '09
	212	AJ McCarron	2015

GAME	354	Ken Anderson	1982 (Jan. 9, 1983 vs. NYJ)+
	334	Andy Dalton	2013 (Jan. 5, 2014 vs. S.D.)*
	300	Ken Anderson	1981 (Jan. 24, 1982 against S.F.)#
	257	Andy Dalton	2011 (Jan. 7, 2012 at Hou.)*
	212	AJ McCarron	2015 (Jan. 9, 2016 vs. Pitt.)*

AVERAGE YARDS PER PASSING ATTEMPT

CAREER	7.96	Ken Anderson (1321 yards/166 att.)	1973, '75, '81, '82
	6.06	Boomer Esiason (600 yards/99 att.)	1988, '90
	5.73	Carson Palmer (212 yards/37 att.)	2005, '09
	5.53	Andy Dalton (873 yards/158 att.)	2011, '12, '13, '14
	5.17	AJ McCarron (212 yards/41 att.)	2015
	4.93	Jon Kitna (197 yards/40 att.)	2005

NOTE: Minimum 30 attempts.

GAME	10.11	Ken Anderson (354/35)	1982 (Jan. 9, 1983 vs. NYJ)+
	9.14	Ken Anderson (192/21)	1981 (Jan. 3, 1982 vs. Buff.)**
	8.82	Ken Anderson (300/34)	1981 (Jan. 24, 1982 against S.F.)#
	7.50	Boomer Esiason (150/20)	1990 (Jan. 6, 1991 vs. Hou.)*
	7.44	Ken Anderson (201/27)	1975 (Dec. 28, 1975 at Oak.)**

NOTE: Minimum 15 attempts.

TOUCHDOWN PASSES

CAREER	9	Ken Anderson	1973, '75, '81, '82
	4	Boomer Esiason	1988, '90
	1	(four times)	
GAME	2	Ken Anderson	1975 (Dec. 28, 1975 at Oak.)**
	2	Ken Anderson	1981 (Jan. 10, 1982 vs. S.D.)***
	2	Ken Anderson	1981 (Jan. 24, 1982 against S.F.)#
	2	Ken Anderson	1982 (Jan. 9, 1983 vs. NYJ)+
	2	Boomer Esiason	1990 (Jan. 6, 1991 vs. Hou.)*

PASSES HAD INTERCEPTED

CAREER	6	Ken Anderson	1973, '75, '81, '82
	6	Andy Dalton	2011, '12, '13, '14
	3	Boomer Esiason	1988, '90
	2	Jon Kitna	2005
	1	(three times)	

GAME	3	Ken Anderson	1982 (Jan. 9, 1983 vs. NYJ)+
	3	Andy Dalton	2011 (Jan. 7, 2012 at Hou.)*
	2	(four times)	

PASSER RATING

CAREER	93.5	Ken Anderson	1973, '75, '81, '82
	71.1	Boomer Esiason	1988, '90
	68.3	AJ McCarron	2015
	66.5	Carson Palmer	2005, '09
	60.1	Jon Kitna	2005
	57.8	Andy Dalton	2011, '12, '13, '14

NOTE: Minimum 30 attempts.

GAME	125.0	Boomer Esiason	1990 (Jan. 6, 1991 vs. Hou.)*
	115.9	Ken Anderson	1981 (Jan. 10, 1982 vs. S.D.)***
	111.6	Ken Anderson	1981 (Jan. 3, 1982 vs. Buff.)**
	110.3	Ken Anderson	1975 (Dec. 28, 1975 at Oak.)**
	97.6	Boomer Esiason	1990 (Jan. 13, 1991 at L.A.-Raid.)**

NOTE: Minimum 15 attempts.

LONGEST PASSES

66	Carson Palmer to Chris Henry	2005 (Jan. 8, 2006 vs. Pitt.)*
53	Ken Anderson to Cris Collinsworth	1982 (Jan. 9, 1983 vs. NYJ)+
49	Ken Anderson to Cris Collinsworth	1981 (Jan. 24, 1982 against S.F.)#
49	Andy Dalton to Marvin Jones	2013 (Jan. 5, 2014 vs. S.D.)*
46	Boomer Esiason to Rodney Holman	1990 (Jan. 6, 1991 vs. Hou.)*

RECEIVING**TOTAL RECEPTIONS**

CAREER	28	Dan Ross	1981, '82
	21	Cris Collinsworth	1981, '82, '88
	18	A.J. Green	2011, '12, '13, '15
	17	Giovani Bernard	2013, '14, '15
	15	Marvin Jones	2012, '13, '15

GAME	11	Dan Ross	1981 (Jan. 24, 1982 against S.F.)#
	9	Lenvil Elliott	1973 (Dec. 23, 1973 at Mia.)**
	8	Marvin Jones	2013 (Jan. 5, 2014 vs. S.D.)*
	8	Giovani Bernard	2014 (Jan. 4, 2015 at Ind.)*
	7	(three times)	

RECEIVING YARDS

CAREER	354	Cris Collinsworth	1981, '82, '88
	333	Dan Ross	1981, '82
	232	A.J. Green	2011, '12, '13, '15
	196	Marvin Jones	2012, '13, '15
	184	(two times)	

GAME	130	Marvin Jones	2013 (Jan. 5, 2014 vs. S.D.)*
	120	Cris Collinsworth	1982 (Jan. 9, 1983 vs. NYJ)+
	107	Cris Collinsworth	1981 (Jan. 24, 1982 against S.F.)#
	104	Dan Ross	1981 (Jan. 24, 1982 against S.F.)#
	89	Dan Ross	1982 (Jan. 9, 1983 vs. NYJ)+

AVERAGE YARDS PER RECEPTION

CAREER	16.86	Cris Collinsworth (354 yards/21 rec.)	1981, '82, '88
	16.73	Rodney Holman (184 yards/11 rec.)	1982, '88, '90
	14.15	Isaac Curtis (184 yards/13 rec.)	1973, '75, '81, '82
	13.07	Marvin Jones (196 yards/15 rec.)	2012, '13, '15
	12.89	A.J. Green (232 yards/18 rec.)	2011, '12, '13, '15
	11.89	Dan Ross (333 yards/28 rec.)	1981, '82

NOTE: Minimum 8 receptions.

GAME	21.40	Cris Collinsworth (107/5)	1981 (Jan. 24, 1982 against S.F.)#
	17.14	Cris Collinsworth (120/7)	1982 (Jan. 9, 1983 vs. NYJ)+
	16.50	Chip Myers (66/4)	1970 (Dec. 26, 1970 at Balt.)**
	16.25	Marvin Jones (130/8)	2013 (Jan. 5, 2014 vs. S.D.)*
	16.00	A.J. Green (80/5)	2012 (Jan. 5, 2013 at Hou.)*

NOTE: Minimum 4 receptions.

RECEIVING TOUCHDOWNS

CAREER	3	Dan Ross	1981, '82
	2	Isaac Curtis	1973, '75, '81, '82
	1	(many times)	

GAME	2	Dan Ross	1981 (Jan. 24, 1982 against S.F.)#
	1	(many times)	

LONGEST RECEPTIONS

66	Chris Henry from Carson Palmer	2005 (Jan. 8, 2006 vs. Pitt.)*
53	Cris Collinsworth from Ken Anderson	1982 (Jan. 9, 1983 vs. NYJ)+
49	Cris Collinsworth from Ken Anderson	1981 (Jan. 24, 1982 against S.F.)#
49	Marvin Jones from Andy Dalton	2013 (Jan. 5, 2014 vs. S.D.)*
46	Rodney Holman from Boomer Esiason	1990 (Jan. 6, 1991 vs. Hou.)*

KEY

- * AFC Wild Card Playoff
- ** AFC Divisional Playoff
- *** AFC Championship
- + AFC First-Round Playoff (Super Bowl Tournament)
- # Super Bowl XVI (at Pontiac, Mich.)
- ## Super Bowl XXIII (at Miami, Fla.)

NOTES: Years listed are seasons in which playoff berths were earned, not calendar years in which playoff games were played. Career records include only seasons in which players played in playoffs.

PUNTING**TOTAL PUNTS**

CAREER	26	Kevin Huber	2009, '11, '12, '14, '15
	25	Lee Johnson	1988, '90
	15	Dave Lewis	1970, '73
	12	Pat McInally	1981, '82
	6	Dave Green	1975
GAME	8	Dave Lewis	1970 (Dec. 26, 1970 at Balt.)**
	8	Kevin Huber	2014 (Jan. 4, 2015 at Ind.)*
	7	Dave Lewis	1973 (Dec. 23, 1973 at Mia.)**
	6	(four times)	

PUNTING YARDS

CAREER	1205	Kevin Huber	2009, '11, '12, '14, '15
	1111	Lee Johnson	1988, '90
	567	Dave Lewis	1970, '73
	487	Pat McInally	1981, '82
	215	Dave Green	1975
GAME	380	Kevin Huber	2014 (Jan. 4, 2015 at Ind.)*
	313	Dave Lewis	1970 (Dec. 26, 1970 at Balt.)**
	276	Lee Johnson	1988 (Dec. 31, 1988 vs. Sea.)**
	258	Lee Johnson	1990 (Jan. 13, 1991 at L.A.-Raid.)**
	255	Kevin Huber	2015 (Jan. 9, 2016 vs. Pitt.)*

AVERAGE YARDS PER PUNT

CAREER	46.35	Kevin Huber (1175 yards/26 punts)	2009, '11, '12, '14, '15
	44.44	Lee Johnson (1111 yards/25 punts)	1988, '90
	40.58	Pat McInally (487 yards/12 punts)	1981, '82
	37.80	Dave Lewis (567 yards/15 punts)	1970, '73
NOTE: Minimum 8 punts.			

GAME	51.60	Lee Johnson (258/5)	1990 (Jan. 13, 1991 at L.A.-Raid.)**
	48.00	Kevin Huber (192/4)	2009 (Jan. 9, 2010 vs. NYJ)*
	47.50	Kevin Huber (380/8)	2014 (Jan. 4, 2015 at Ind.)*
	46.60	Kevin Huber (233/5)	2012 (Jan. 5, 2013 at Hou.)*
	46.00	Lee Johnson (276/6)	1988 (Dec. 31, 1988 vs. Sea.)**

NOTE: Minimum 4 punts.

NET YARDS PER PUNT

CAREER	41.9	Kevin Huber	2009, '11, '12, '14, '15
	38.6	Lee Johnson	1988, '90
	37.0	Pat McInally	1981, '82
	34.2	Dave Lewis	1970, '73
NOTE: Minimum 8 punts.			

GAME	43.8	Kevin Huber	2012 (Jan. 5, 2013 at Hou.)*
	43.6	Lee Johnson	1990 (Jan. 13, 1991 at L.A.-Raid.)**
	43.1	Kevin Huber	2014 (Jan. 4, 2015 at Ind.)*
	41.2	Kevin Huber	2015 (Jan. 9, 2016 vs. Pitt.)*
	41.0	Lee Johnson	1988 (Dec. 31, 1988 vs. Sea.)**

NOTE: Minimum 4 punts.

INSIDE-20 PUNTS

CAREER	10	Kevin Huber	2009, '11, '12, '14, '15
	8	Lee Johnson	1988, '90
	2	Pat McInally	1981, '82
	2	Zoltan Mesko	2013
	1	Dave Lewis	1970, '73

GAME	3	Lee Johnson	1988 (Jan. 8, 1989 vs. Buff.)***
	3	Lee Johnson	1988 (Jan. 22, 1989 against S.F.)##
	3	Kevin Huber	2012 (Jan. 5, 2013 at Hou.)*
	3	Kevin Huber	2014 (Jan. 4, 2015 at Ind.)*
	3	Kevin Huber	2015 (Jan. 9, 2016 vs. Pitt.)*

LONGEST PUNTS

64	Lee Johnson	1990 (Jan. 13, 1991 at L.A.-Raid.)**
63	Lee Johnson	1988 (Jan. 22, 1989 against S.F.)##
62	Kevin Huber	2014 (Jan. 4, 2015 at Ind.)*
60	Pat McInally	1981 (Jan. 3, 1982 vs. Buff.)**
58	Lee Johnson	1988 (Jan. 8, 1989 vs. Buff.)***
56	(two times)	

PUNT RETURNS**TOTAL PUNT RETURNS**

CAREER	10	Brandon Tate	2011, '12, '13, '14, '15
	6	Ira Hillary	1988
	5	Mike Fuller	1981, '82
	3	(three times)	
GAME	4	Mike Fuller	1981 (Jan. 24, 1982 against S.F.)#
	3	Ira Hillary	1988 (Dec. 31, 1988 vs. Sea.)**
	3	Mitchell Price	1990 (Jan. 6, 1991 vs. Hou.)*
	3	Brandon Tate	2011 (Jan. 7, 2012 at Hou.)*
	3	Brandon Tate	2013 (Jan. 5, 2014 vs. S.D.)*

PUNT RETURN YARDS

CAREER	67	Brandon Tate	2011, '12, '13, '14, '15
	62	Mike Fuller	1981, '82
	43	Ira Hillary	1988
	42	Mitchell Price	1990
	25	Adam Jones	2012, '14, '15
GAME	42	Mitchell Price	1990 (Jan. 6, 1991 vs. Hou.)*
	35	Mike Fuller	1981 (Jan. 24, 1982 against S.F.)#
	27	Mike Fuller	1981 (Jan. 3, 1982 vs. Buff.)**
	24	Ira Hillary	1988 (Jan. 8, 1989 vs. Buff.)***
	24	Adam Jones	2015 (Jan. 9, 2016 vs. Pitt.)*

AVERAGE YARDS PER PUNT RETURN

CAREER	12.40	Mike Fuller (62 yards/5 ret.)	1981, '82
	7.17	Ira Hillary (43 yards/6 ret.)	1988
	6.70	Brandon Tate (67 yards/10 ret.)	2011, '12, '13, '14, '15

NOTE: Minimum 4 returns.

GAME	14.00	Mitchell Price (42/3)	1990 (Jan. 6, 1991 vs. Hou.)*
	12.00	Ira Hillary (24/2)	1988 (Jan. 8, 1989 vs. Buff.)***
	8.75	Mike Fuller (35/4)	1981 (Jan. 24, 1982 against S.F.)#
	7.50	Keiwan Ratliff (15/2)	2005 (Jan. 8, 2006 vs. Pitt.)*
	6.67	Brandon Tate (20/3)	2011 (Jan. 7, 2012 at Hou.)*

NOTE: Minimum 2 returns.

LONGEST PUNT RETURNS

34	Mitchell Price	1990 (Jan. 6, 1991 vs. Hou.)*
27	Mike Fuller	1981 (Jan. 3, 1982 vs. Buff.)**
24	Adam Jones	2015 (Jan. 9, 2016 vs. Pitt.)*
23	Rico Murray	2009 (Jan. 9, 2010 vs. NYJ)*
19	Brandon Tate	2014 (Jan. 4, 2015 at Ind.)*

KEY	
*	AFC Wild Card Playoff
**	AFC Divisional Playoff
***	AFC Championship
+	AFC First-Round Playoff (Super Bowl Tournament)
#	Super Bowl XVI (at Pontiac, Mich.)
##	Super Bowl XXIII (at Miami, Fla.)
NOTES: Years listed are seasons in which playoff berths were earned, not calendar years in which playoff games were played. Career records include only seasons in which players played in playoffs.	

KICKOFF RETURNS		
TOTAL KICKOFF RETURNS		
CAREER	17	David Verser 1981, '82
	9	Adam Jones 2011, '12, '13, '14, '15
	8	Stanford Jennings 1988, '90
	7	Brandon Tate 2011, '12, '13, '14
	5	Tab Perry 2005
GAME	7	David Verser 1982 (Jan. 9, 1983 vs. NYJ)+
	5	David Verser 1981 (Jan. 24, 1982 against S.F.)#
	5	Tab Perry 2005 (Jan. 8, 2006 vs. Pitt.)*
	5	Brandon Tate 2013 (Jan. 5, 2014 vs. S.D.)*
	4	(two times)
KICKOFF RETURN YARDS		
CAREER	302	David Verser 1981, '82
	240	Stanford Jennings 1988, '90
	233	Adam Jones 2011, '12, '13, '14, '15
	193	Brandon Tate 2011, '12, '13, '14, '15
	119	Tab Perry 2005
GAME	128	Brandon Tate 2013 (Jan. 5, 2014 vs. S.D.)*
	119	Tab Perry 2005 (Jan. 8, 2006 vs. Pitt.)*
	117	Stanford Jennings 1988 (Jan. 22, 1989 against S.F.)##
	116	David Verser 1982 (Jan. 9, 1983 vs. NYJ)+
	103	Adam Jones 2012 (Jan. 5, 2013 at Hou.)*
AVERAGE YARDS PER KICKOFF RETURN		
CAREER	30.00	Stanford Jennings (240 yards/8 ret.) 1988, '90
	27.57	Brandon Tate (193 yards/7 ret.) 2011, '12, '13, '14, '15
	25.89	Adam Jones (233 yards/9 ret.) 2011, '12, '13, '14, '15
	23.80	Tab Perry (119 yards/5 ret.) 2005
	17.76	David Verser (302 yards/17 ret.) 1981, '82
NOTE: Minimum 4 returns.		
GAME	58.50	Stanford Jennings (117/2) 1988 (Jan. 22, 1989 against S.F.)##
	37.00	Bernard Scott (74/2) 2009 (Jan. 9, 2010 vs. NYJ)*
	26.67	Adam Jones (80/3) 2014 (Jan. 4, 2015 at Ind.)*
	25.75	Adam Jones (103/4) 2012 (Jan. 5, 2013 at Hou.)*
	25.60	Brandon Tate (128/5) 2013 (Jan. 5, 2014 vs. S.D.)*
NOTE: Minimum 2 returns.		
LONGEST KICKOFF RETURNS		
	93-td	Stanford Jennings 1988 (Jan. 22, 1989 against S.F.)##
	56	Bernard Scott 2009 (Jan. 9, 2010 vs. NYJ)*
	43	Brandon Tate 2012 (Jan. 5, 2013 at Hou.)*
	40	David Verser 1981 (Jan. 3, 1982 vs. Buff.)*
	40	David Verser 1981 (Jan. 10, 1982 vs. S.D.)***

INTERCEPTIONS		
TOTAL INTERCEPTIONS		
CAREER	3	David Fulcher 1988, '90
	3	Ken Riley 1970, '73, '75, '81, '82
	2	Eric Thomas 1988, '90
	1	(nine times)
GAME	1	(many times)
INTERCEPTION RETURN YARDS		
CAREER	54	David Fulcher 1988, '90
	45	Neal Craig 1973
	34	Ken Riley 1970, '73, '75, '81, '82
	26	Eric Thomas 1988, '90
	24	Bobby Kemp 1981, '82
GAME	45	Neal Craig 1973 (Dec. 23, 1973 at Mia.)**
	43	David Fulcher 1990 (Jan. 6, 1991 vs. Hou.)*
	34	Ken Riley 1975 (Dec. 28, 1975 at Oak.)**
	26	Eric Thomas 1988 (Jan. 8, 1989 vs. Buff.)*
	24	Bobby Kemp 1981 (Jan. 10, 1982 vs. S.D.)***
LONGEST INTERCEPTION RETURNS		
	45-td	Neal Craig 1973 (Dec. 23, 1973 at Mia.)**
	43	David Fulcher 1990 (Jan. 6, 1991 vs. Hou.)*
	34	Ken Riley 1975 (Dec. 28, 1975 at Oak.)**
	26	Eric Thomas 1988 (Jan. 8, 1989 vs. Buff.)*
	24	Bobby Kemp 1981 (Jan. 10, 1982 vs. S.D.)***
SACKS		
TOTAL SACKS		
CAREER	4.0	Jason Buck 1988, '90
	3.0	David Grant 1988, '90
	3.0	Reggie Williams 1981, '82, '88
	2.5	Geno Atkins 2011, '12, '14, '15
	2.0	Reggie Nelson 2011, '12, '13, '14, '15
GAME	1	(many times)

BENGALS POSTSEASON TEAM RECORDS

SCORING

POINTS SCORED

GAME	41	1990 (Jan. 6, 1991 vs. Hou.)*	
HALF	21	1975 (Dec. 28, 1975 at Oak.)**	2nd half
QUARTER	16	2015 (Jan. 9, 2016 vs. Pitt.)*	4th quarter

TOUCHDOWNS

GAME	5	1990 (Jan. 6, 1991 vs. Hou.)*	
HALF	3	1975 (Dec. 28, 1975 at Oak.)**	2nd half
	3	1981 (Jan. 24, 1982 against S.F.)#	2nd half
	3	1988 (Dec. 31, 1988 vs. Sea.)*	1st half
	3	1990 (Jan. 6, 1991 vs. Hou.)*	2nd half

RUSHING TOUCHDOWNS

GAME	3	1981 (Jan. 3, 1982 vs. Buff.)*	
	3	1988 (Dec. 31, 1988 vs. Sea.)*	
	3	1990 (Jan. 6, 1991 vs. Hou.)*	
HALF	3	1988 (Dec. 31, 1988 vs. Sea.)*	1st half

PASSING TOUCHDOWNS

GAME	2	1975 (Dec. 28, 1975 at Oak.)**	
	2	1981 (Jan. 10, 1982 vs. S.D.)*	
	2	1981 (Jan. 24, 1982 against S.F.)#	
	2	1982 (Jan. 9, 1983 vs. NYJ)+	
	2	1990 (Jan. 6, 1991 vs. Hou.)*	
HALF	2	1975 (Dec. 28, 1975 at Oak.)**	2nd half
	2	1981 (Jan. 24, 1982 against S.F.)#	2nd half
	2	1982 (Jan. 9, 1983 vs. NYJ)+	1st half

FIELD GOALS

GAME	3	1973 (Dec. 23, 1973 at Mia.)*	
	3	1988 (Jan. 22, 1989 against S.F.)##	
HALF	3	1973 (Dec. 23, 1973 at Mia.)*	1st half

OFFENSE

FIRST DOWNS

GAME	27	2013 (Jan. 5, 2014 vs. S.D.)*	
HALF	17	1981 (Jan. 24, 1982 against S.F.)#	2nd half
	17	2015 (Jan. 9, 2016 vs. Pitt.)*	2nd half

TOTAL NET YARDS

GAME	439	2013 (Jan. 5, 2014 vs. S.D.)*	
HALF	257	1981 (Jan. 24, 1982 against S.F.)#	2nd half

NET YARDS RUSHING

GAME	254	1988 (Dec. 31, 1988 vs. Sea.)*	
HALF	165	1988 (Dec. 31, 1988 vs. Sea.)*	1st half

RUSHING ATTEMPTS

GAME	50	1988 (Jan. 8, 1989 vs. Buff.)*	
HALF	29	1988 (Jan. 8, 1989 vs. Buff.)*	2nd half

NET YARDS PASSING

GAME	333	1982 (Jan. 9, 1983 vs. NYJ)+	
HALF	197	1982 (Jan. 9, 1983 vs. NYJ)+	1st half

PASSING ATTEMPTS

GAME	51	2013 (Jan. 5, 2014 vs. S.D.)*	
HALF	34	2013 (Jan. 5, 2014 vs. S.D.)*	2nd half

COMPLETIONS

GAME	29	2013 (Jan. 5, 2014 vs. S.D.)*	
HALF	17	1981 (Jan. 24, 1982 against S.F.)#	2nd half
	17	2013 (Jan. 5, 2014 vs. S.D.)*	2nd half

PASSES HAD INTERCEPTED

GAME	3	1982 (Jan. 9, 1983 vs. NYJ)+	
	3	2011 (Jan. 7, 2012 at Hou.)*	
HALF	2	1982 (Jan. 9, 1983 vs. NYJ)+	2nd half
	2	1988 (Jan. 8, 1989 vs. Buff.)*	1st half
	2	2005 (Jan. 8, 2006 vs. Pitt.)*	2nd half
	2	2011 (Jan. 7, 2012 at Hou.)*	2nd half
	2	2013 (Jan. 5, 2014 vs. S.D.)*	2nd half

SACKS ALLOWED

GAME	5	1975 (Dec. 28, 1975 at Oak.)*	
	5	1981 (Jan. 24, 1982 against S.F.)#	
	5	1988 (Jan. 22, 1989 against S.F.)##	
HALF	4	1982 (Jan. 9, 1983 vs. NYJ)+	1st half
	4	1988 (Jan. 22, 1989 against S.F.)##	2nd half

DEFENSE

FEWEST POINTS ALLOWED

GAME	7	1981 (Jan. 10, 1982 vs. S.D.)*	
HALF	0	1981 (Jan. 10, 1982 vs. S.D.)*	2nd half
	0	1988 (Dec. 31, 1988 vs. Sea.)*	1st half
	0	1988 (Jan. 8, 1989 vs. Buff.)*	2nd half
	0	1990 (Jan. 6, 1991 vs. Hou.)*	1st half

FEWEST FIRST DOWNS ALLOWED

GAME	10	1988 (Jan. 8, 1989 vs. Buff.)*	
HALF	1	1990 (Jan. 6, 1991 vs. Hou.)*	1st half

FEWEST TOTAL NET YARDS ALLOWED

GAME	181	1988 (Jan. 8, 1989 vs. Buff.)*	
HALF	36	1990 (Jan. 6, 1991 vs. Hou.)*	1st half

FEWEST NET YARDS RUSHING ALLOWED

GAME	22	1988 (Dec. 31, 1988 vs. Sea.)*	
HALF	0	1988 (Dec. 31, 1988 vs. Sea.)*	1st half

FEWEST NET YARDS PASSING ALLOWED

GAME	122	2013 (Jan. 5, 2014 vs. S.D.)*	
HALF	16	1981 (Jan. 24, 1982 against S.F.)#	2nd half

INTERCEPTIONS

GAME	3	1988 (Jan. 8, 1989 vs. Buff.)*	
HALF	2	1981 (Jan. 3, 1982 vs. Buff.)*	1st half
	2	1981 (Jan. 10, 1982 vs. S.D.)*	1st half
	2	1988 (Jan. 8, 1989 vs. Buff.)*	1st half

SACKS

GAME	4	1988 (Jan. 22, 1989 against S.F.)##	
	4	2015 (Jan. 9, 2016 vs. Pitt.)*	
HALF	3	1988 (Dec. 31, 1988 vs. Sea.)*	2nd half

MISCELLANEOUS

MOST PENALTIES INCURRED

GAME	8	1981 (Jan. 24, 1982 against S.F.)#	
	8	2015 (Jan. 9, 2016 vs. Pitt.)*	
HALF	6	1988 (Jan. 22, 1989 against S.F.)##	2nd half
	6	2015 (Jan. 9, 2016 vs. Pitt.)*	1st half

MOST PENALTY YARDS INCURRED

GAME	90	2005 (Jan. 8, 2006 vs. Pitt.)*	
HALF	50	1988 (Jan. 22, 1989 against S.F.)##	2nd half
	50	2005 (Jan. 8, 2006 vs. Pitt.)*	2nd half

MOST TIME OF POSSESSION

GAME	39:45	1990 (Jan. 6, 1991 vs. Hou.)*	
HALF	25:04	1990 (Jan. 6, 1991 vs. Hou.)*	1st half

NOTE: Time of possession was not recorded until 1977, and thus is not available for the Bengals' 1970, '73 and '75 playoff games.

KEY

- * AFC Wild Card Playoff
- ** AFC Divisional Playoff
- *** AFC Championship
- + AFC First-Round Playoff (Super Bowl Tournament)
- # Super Bowl XVI (at Pontiac, Mich.)
- ## Super Bowl XXIII (at Miami, Fla.)

NOTES: Years listed are seasons in which playoff berths were earned, not calendar years in which playoff games were played. Career records include only seasons in which players played in playoffs.

OPPONENTS POSTSEASON INDIVIDUAL RECORDS

KEY

- * AFC Wild Card Playoff
- ** AFC Divisional Playoff
- *** AFC Championship
- + AFC First-Round Playoff (Super Bowl Tournament)
- # Super Bowl XVI (at Pontiac, Mich.)
- ## Super Bowl XXIII (at Miami, Fla.)

NOTES: Years listed are seasons in which playoff berths were earned, not calendar years in which playoff games were played. Career records include only seasons in which players played in playoffs.

SCORING

TOTAL POINTS

GAME			
14	Ray Wersching	1981 (Jan. 24, 1982 against S.F.)#	
14	Pat Leahy	1982 (Jan. 9, 1983 vs. NYJ)+	
14	Adam Vinatieri	2014 (Jan. 4, 2015 at Ind.)*	
13	Shayne Graham	2012 (Jan. 5, 2013 at Hou.)*	
12	(four times)		

TOUCHDOWNS

GAME			
2	Joe Cribbs	1981 (Jan. 3, 1982 vs. Buff.)*	
2	Ernest Givens	1990 (Jan. 6, 1991 vs. Hou.)*	
2	Arian Foster	2011 (Jan. 7, 2012 at Hou.)*	
1	(many times)		

POINTS AFTER TOUCHDOWNS

GAME			
5	Pat Leahy	1982 (Jan. 9, 1983 vs. NYJ)+	
4	(five times)		

FIELD GOALS

GAME			
4	Ray Wersching	1981 (Jan. 24, 1982 against S.F.)#	
4	Shayne Graham	2012 (Jan. 5, 2013 at Hou.)*	
4	Adam Vinatieri	2014 (Jan. 4, 2015 at Ind.)*	
4	Chris Boswell	2015 (Jan. 9, 2016 vs. Pitt.)*	
3	Pat Leahy	1982 (Jan. 9, 1983 vs. NYJ)+	

LONGEST FIELD GOALS

53	Adam Vinatieri	2014 (Jan. 4, 2015 at Ind.)*
50	Garopremian	1973 (Dec. 23, 1973 at Mia.)*
49	Jeff Jaeger	1990 (Jan. 13, 1991 at L.A.-Raid.)*
48	Shayne Graham	2012 (Jan. 5, 2013 at Hou.)*
47	Pat Leahy	1982 (Jan. 9, 1983 vs. NYJ)+

RUSHING

TOTAL RUSHING ATTEMPTS

GAME			
32	Arian Foster	2012 (Jan. 5, 2013 at Hou.)*	
25	Norm Bulaich	1970 (Dec. 26, 1970 at Balt.)*	
24	Arian Foster	2011 (Jan. 7, 2012 at Hou.)*	
23	Chuck Muncie	1981 (Jan. 10, 1982 vs. S.D.)*	
21	(three times)		

RUSHING YARDS

GAME			
202	Freeman McNeil	1982 (Jan. 9, 1983 vs. NYJ)+	
153	Arian Foster	2011 (Jan. 7, 2012 at Hou.)*	
140	Marcus Allen	1990 (Jan. 13, 1991 at L.A.-Raid.)*	
140	Arian Foster	2012 (Jan. 5, 2013 at Hou.)*	
135	Shonn Greene	2009 (Jan. 9, 2010 vs. NYJ)*	

AVERAGE YARDS PER RUSHING ATTEMPT

GAME			
9.62	Freeman McNeil (202/21)	1982 (Jan. 9, 1983 vs. NYJ)+	
6.67	Marcus Allen (140/21)	1990 (Jan. 13, 1991 at L.A.-Raid.)*	
6.43	Shonn Greene (135/21)	2009 (Jan. 9, 2010 vs. NYJ)*	
6.38	Arian Foster (153/24)	2011 (Jan. 7, 2012 at Hou.)*	
6.00	Joe Cribbs (90/15)	1981 (Jan. 3, 1982 vs. Buff.)*	

NOTE: Minimum 15 attempts.

RUSHING TOUCHDOWNS

GAME			
2	Joe Cribbs	1981 (Jan. 3, 1982 vs. Buff.)*	
2	Arian Foster	2011 (Jan. 7, 2012 at Hou.)*	
1	(many times)		

LONGEST RUSHES

58-td	Ronnie Brown	2013 (Jan. 5, 2014 vs. S.D.)*
44-td	Joe Cribbs	1981 (Jan. 3, 1982 vs. Buff.)*
44	Martavis Bryant	2015 (Jan. 9, 2016 vs. Pitt.)*
42-td	Arian Foster	2011 (Jan. 7, 2012 at Hou.)*
39-td	Shonn Greene	2009 (Jan. 9, 2010 vs. NYJ)*

PASSING

TOTAL PASSING ATTEMPTS

GAME			
50	Dave Krieg	1988 (Dec. 31, 1988 vs. Sea.)*	
44	Andrew Luck	2014 (Jan. 4, 2015 at Ind.)*	
38	Matt Schaub	2012 (Jan. 5, 2013 at Hou.)*	
36	Joe Montana	1988 (Jan. 22, 1989 against S.F.)##	
33	Cody Carlson	1990 (Jan. 6, 1991 vs. Hou.)*	

COMPLETIONS

GAME			
31	Andrew Luck	2014 (Jan. 4, 2015 at Ind.)*	
29	Matt Schaub	2012 (Jan. 5, 2013 at Hou.)*	
24	Dave Krieg	1988 (Dec. 31, 1988 vs. Sea.)*	
23	Joe Montana	1988 (Jan. 22, 1989 against S.F.)##	
20	Richard Todd	1982 (Jan. 9, 1983 vs. NYJ)+	

COMPLETION PERCENTAGE

GAME			
80.00	Mark Sanchez (12/15)	2009 (Jan. 9, 2010 vs. NYJ)*	
76.32	Matt Schaub (29/38)	2012 (Jan. 5, 2013 at Hou.)*	
75.00	Philip Rivers (12/16)	2013 (Jan. 5, 2014 vs. S.D.)*	
73.91	Ken Stabler (17/23)	1975 (Dec. 28, 1975 at Oak.)*	
73.68	Ben Roethlisberger (14/19)	2005 (Jan. 8, 2006 vs. Pitt.)*	

NOTE: Minimum 15 attempts.

PASSING YARDS

GAME			
376	Andrew Luck	2014 (Jan. 4, 2015 at Ind.)*	
357	Joe Montana	1988 (Jan. 22, 1989 against S.F.)##	
297	Dave Krieg	1988 (Dec. 31, 1988 vs. Sea.)*	
269	Richard Todd	1982 (Jan. 9, 1983 vs. NYJ)+	
262	Matt Schaub	2012 (Jan. 5, 2013 at Hou.)*	

AVERAGE YARDS PER PASSING ATTEMPT

GAME			
12.13	Mark Sanchez (182/15)	2009 (Jan. 9, 2010 vs. NYJ)*	
10.95	Ben Roethlisberger (208/19)	2005 (Jan. 8, 2006 vs. Pitt.)*	
9.92	Joe Montana (357/36)	1988 (Jan. 22, 1989 against S.F.)##	
9.61	Richard Todd (269/28)	1982 (Jan. 9, 1983 vs. NYJ)+	
8.83	Bob Griese (159/18)	1973 (Dec. 23, 1973 at Mia.)*	

NOTE: Minimum 15 attempts.

TOUCHDOWN PASSES

GAME			
3	Ken Stabler	1975 (Dec. 28, 1975 at Oak.)*	
3	Ben Roethlisberger	2005 (Jan. 8, 2006 vs. Pitt.)*	
2	(five times)		

PASSES HAD INTERCEPTED

GAME			
3	Jim Kelly	1988 (Jan. 8, 1989 vs. Buff.)*	
2	Joe Ferguson	1981 (Jan. 3, 1982 vs. Buff.)*	
2	Dan Fouts	1981 (Jan. 10, 1982 vs. S.D.)*	
2	Dave Krieg	1988 (Dec. 31, 1988 vs. Sea.)*	
1	(seven times)		

PASSER RATING

GAME			
148.7	Ben Roethlisberger	2005 (Jan. 8, 2006 vs. Pitt.)*	
139.4	Mark Sanchez	2009 (Jan. 9, 2010 vs. NYJ)*	
121.2	Ken Stabler	1975 (Dec. 28, 1975 at Oak.)*	
118.8	Philip Rivers	2013 (Jan. 5, 2014 vs. S.D.)*	
115.2	Joe Montana	1988 (Jan. 22, 1989 against S.F.)##	

NOTE: Minimum 15 attempts.

LONGEST PASSES

60	Ben Roethlisberger to Antonio Brown	2015 (Jan. 9, 2016 vs. Pitt.)*
54	Joe Ferguson to Jerry Butler	1981 (Jan. 3, 1982 vs. Buff.)*
54	Ben Roethlisberger to Cedrick Wilson	2005 (Jan. 8, 2006 vs. Pitt.)*
53-td	Johnny Unitas to Ed Hinton	1970 (Dec. 26, 1970 at Balt.)*
49	Richard Todd to Wesley Walker	1982 (Jan. 9, 1983 vs. NYJ)+

KEY

- * AFC Wild Card Playoff
- ** AFC Divisional Playoff
- *** AFC Championship
- + AFC First-Round Playoff (Super Bowl Tournament)
- # Super Bowl XVI (at Pontiac, Mich.)
- ## Super Bowl XXIII (at Miami, Fla.)

NOTES: Years listed are seasons in which playoff berths were earned, not calendar years in which playoff games were played. Career records include only seasons in which players played in playoffs.

RECEIVING**TOTAL RECEPTIONS**

GAME		
11	John L. Williams	1988 (Dec. 31, 1988 vs. Sea.)**
11	Jerry Rice	1988 (Jan. 22, 1989 against S.F.)##
10	Daniel Herron	2014 (Jan. 4, 2015 at Ind.)*
9	Owen Daniels	2012 (Jan. 5, 2013 at Hou.)*
8	(three times)	

RECEIVING YARDS

GAME		
215	Jerry Rice	1988 (Jan. 22, 1989 against S.F.)##
145	Wesley Walker	1982 (Jan. 9, 1983 vs. NYJ)+
137	John L. Williams	1988 (Dec. 31, 1988 vs. Sea.)**
119	Antonio Brown	2015 (Jan. 9, 2016 vs. Pitt.)*
104	Cedrick Wilson	2005 (Jan. 8, 2006 vs. Pitt.)*

AVERAGE YARDS PER RECEPTION

GAME		
24.50	Jerry Butler (98/4)	1981 (Jan. 3, 1982 vs. Buff.)*
23.75	Paul Warfield (95/4)	1973 (Dec. 23, 1973 at Mia.)**
19.55	Jerry Rice (215/11)	1988 (Jan. 22, 1989 against S.F.)##
19.25	Ethan Horton (77/4)	1990 (Jan. 13, 1991 at L.A.-Raid.)*
18.13	Wesley Walker (145/8)	1982 (Jan. 9, 1983 vs. NYJ)+

NOTE: Minimum 4 receptions.

RECEIVING TOUCHDOWNS

GAME		
2	Ernest Givens	1990 (Jan. 6, 1991 vs. Hou.)*
1	(many times)	

LONGEST RECEPTIONS

60	Antonio Brown from Ben Roethlisberger	2015 (Jan. 9, 2016 vs. Pitt.)*
54	Jerry Butler from Joe Ferguson	1981 (Jan. 3, 1982 vs. Buff.)*
54	Cedrick Wilson from Ben Roethlisberger	2005 (Jan. 8, 2006 vs. Pitt.)*
53-td	Ed Hinton from Johnny Unitas	1970 (Dec. 26, 1970 at Balt.)*
49	Wesley Walker from Richard Todd	1982 (Jan. 9, 1983 vs. NYJ)+

PUNTING**TOTAL PUNTS**

GAME		
7	Jay Feely	2009 (Jan. 9, 2010 vs. NYJ)*
7	Jordan Berry	2015 (Jan. 9, 2016 vs. Pitt.)*
6	(five times)	

PUNTING YARDS

GAME		
293	Jordan Berry	2015 (Jan. 9, 2016 vs. Pitt.)*
271	John Kidd	1988 (Jan. 8, 1989 vs. Buff.)*
265	Ruben Rodriguez	1988 (Dec. 31, 1988 vs. Sea.)*
259	Mike Scifres	2013 (Jan. 5, 2014 vs. S.D.)*
256	Greg Montgomery	1990 (Jan. 6, 1991 vs. Hou.)*

AVERAGE YARDS PER PUNT

GAME		
51.50	Pat McAfee (206/4)	2014 (Jan. 4, 2015 at Ind.)*
50.20	Matt Turk (251/5)	2011 (Jan. 7, 2012 at Hou.)*
46.25	Jim Miller (185/4)	1981 (Jan. 24, 1982 against S.F.)#
45.17	John Kidd (271/6)	1988 (Jan. 8, 1989 vs. Buff.)*
44.17	Ruben Rodriguez (265/6)	1988 (Dec. 31, 1988 vs. Sea.)*

NOTE: Minimum 4 punts.

NET YARDS PER PUNT

GAME		
42.20	Matt Turk	2011 (Jan. 7, 2012 at Hou.)*
42.17	Mike Scifres	2013 (Jan. 5, 2014 vs. S.D.)*
41.17	John Kidd	1988 (Jan. 8, 1989 vs. Buff.)*
41.00	Ruben Rodriguez	1988 (Dec. 31, 1988 vs. Sea.)*
37.50	Jim Miller	1981 (Jan. 24, 1982 against S.F.)#

NOTE: Minimum 4 punts.

INSIDE-20 PUNTS

GAME		
3	Jay Feely	2009 (Jan. 9, 2010 vs. NYJ)*
3	Jordan Berry	2015 (Jan. 9, 2016 vs. Pitt.)*
2	(five times)	

LONGEST PUNTS

68	Pat McAfee	2014 (Jan. 4, 2015 at Ind.)*
59	Pat McAfee	2014 (Jan. 4, 2015 at Ind.)*
56	Matt Turk	2011 (Jan. 7, 2012 at Hou.)*
56	Matt Turk	2011 (Jan. 7, 2012 at Hou.)*
55	Barry Helton	1988 (Jan. 22, 1989 against S.F.)##

PUNT RETURNS**TOTAL PUNT RETURNS**

GAME		
7	Ron Gardin	1970 (Dec. 26, 1970 at Balt.)*
5	Bobby Joe Edmonds	1988 (Dec. 31, 1988 vs. Sea.)*
5	Josh Cribbs	2014 (Jan. 4, 2015 at Ind.)*
4	Neal Colzie	1975 (Dec. 28, 1975 at Oak.)*
3	(three times)	

PUNT RETURN YARDS

GAME		
64	Neal Colzie	1975 (Dec. 28, 1975 at Oak.)*
56	John Taylor	1988 (Jan. 22, 1989 against S.F.)##
40	Tim Brown	1990 (Jan. 13, 1991 at L.A.-Raid.)*
35	Josh Cribbs	2014 (Jan. 4, 2015 at Ind.)*
30	Bobby Joe Edmonds	1988 (Dec. 31, 1988 vs. Sea.)*

AVERAGE YARDS PER PUNT RETURN

GAME		
18.67	John Taylor (56/3)	1988 (Jan. 22, 1989 against S.F.)##
16.00	Neal Colzie (64/4)	1975 (Dec. 28, 1975 at Oak.)*
13.33	Tim Brown (40/3)	1990 (Jan. 13, 1991 at L.A.-Raid.)*
13.00	Jerricho Colchery (26/2)	2009 (Jan. 9, 2010 vs. NYJ)*
10.50	Antwaan Randle El (21/2)	2005 (Jan. 8, 2006 vs. Pitt.)*

NOTE: Minimum 2 returns.

LONGEST PUNT RETURNS

45	John Taylor	1988 (Jan. 22, 1989 against S.F.)##
24	Neal Colzie	1975 (Dec. 28, 1975 at Oak.)*
20	Neal Colzie	1975 (Dec. 28, 1975 at Oak.)*
19	Gerald McNeil	1990 (Jan. 6, 1991 vs. Hou.)*
17	(two times)	

KICKOFF RETURNS**TOTAL KICKOFF RETURNS**

GAME		
4	Clarence Davis	1975 (Dec. 28, 1975 at Oak.)*
4	Robb Riddick	1981 (Jan. 3, 1982 vs. Buff.)*
4	James Brooks	1981 (Jan. 10, 1982 vs. S.D.)*
3	(three times)	

KICKOFF RETURN YARDS

GAME		
93	Clarence Davis	1975 (Dec. 28, 1975 at Oak.)*
87	James Brooks	1981 (Jan. 10, 1982 vs. S.D.)*
68	Robb Riddick	1981 (Jan. 3, 1982 vs. Buff.)*
67	Josh Cribbs	2014 (Jan. 4, 2015 at Ind.)*
57	Bernard Ford	1990 (Jan. 6, 1991 vs. Hou.)*

AVERAGE YARDS PER KICKOFF RETURN

GAME		
33.50	Josh Cribbs (67/2)	2014 (Jan. 4, 2015 at Ind.)*
27.00	Brad Smith (54/2)	2009 (Jan. 9, 2010 vs. NYJ)*
24.00	Allen Pinkett (48/2)	1990 (Jan. 6, 1991 vs. Hou.)*
23.50	Danaeal Manning (47/2)	2012 (Jan. 5, 2013 at Hou.)*
22.50	Ronnie Harmon (45/2)	1988 (Jan. 8, 1989 vs. Buff.)*

NOTE: Minimum 2 returns.

LONGEST KICKOFF RETURNS

38	Josh Cribbs (67/2)	2014 (Jan. 4, 2015 at Ind.)*
37	Clarence Davis	1975 (Dec. 28, 1975 at Oak.)*
37	Allen Pinkett	1990 (Jan. 6, 1991 vs. Hou.)*
36	James Brooks	1981 (Jan. 10, 1982 vs. S.D.)*
36	Ike Taylor	2005 (Jan. 8, 2006 vs. Pitt.)*

INTERCEPTIONS**TOTAL INTERCEPTIONS**

GAME		
2	Johnny Lynn	1982 (Jan. 9, 1983 vs. NYJ)+
1	(many times)	

INTERCEPTION RETURN YARDS

GAME		
98	Darrol Ray	1982 (Jan. 9, 1983 vs. NYJ)+
40	Johnny Lynn	1982 (Jan. 9, 1983 vs. NYJ)+
35	Antwon Blake	2015 (Jan. 9, 2016 vs. Pitt.)*
30	Shareece Wright	2013 (Jan. 5, 2014 vs. S.D.)*
29	J.J. Watt	2011 (Jan. 7, 2012 at Hou.)*

LONGEST INTERCEPTION RETURNS

98-td	Darrol Ray	1982 (Jan. 9, 1983 vs. NYJ)+
35	Antwon Blake	2015 (Jan. 9, 2016 vs. Pitt.)*
30	Shareece Wright	2013 (Jan. 5, 2014 vs. S.D.)*
29-td	J.J. Watt	2011 (Jan. 7, 2012 at Hou.)*
27	Dwight Hicks	1981 (Jan. 24, 1982 against S.F.)#

SACKS**TOTAL SACKS**

GAME		
3	Ted Hendricks	1975 (Dec. 28, 1975 at Oak.)*
3	Greg Townsend	1990 (Jan. 13, 1991 at L.A.-Raid.)*
2	Bob Matheson	1973 (Dec. 23, 1973 at Mia.)**
2	Bruce Smith	1988 (Jan. 8, 1989 vs. Buff.)*
2	Charles Haley	1988 (Jan. 22, 1989 against S.F.)##

OPPONENTS POSTSEASON TEAM RECORDS

KEY

- * AFC Wild Card Playoff
- ** AFC Divisional Playoff
- *** AFC Championship
- + AFC First-Round Playoff (Super Bowl Tournament)
- # Super Bowl XVI (at Pontiac, Mich.)
- ## Super Bowl XXIII (at Miami, Fla.)

NOTES: Years listed are seasons in which playoff berths were earned, not calendar years in which playoff games were played. Career records include only seasons in which players played in playoffs.

SCORING

POINTS SCORED

GAME	44	1982 (Jan. 9, 1983 vs. NYJ)+
HALF	24	1982 (Jan. 9, 1983 vs. NYJ)+2nd half
QUARTER	21	1982 (Jan. 9, 1983 vs. NYJ)+4th quarter

TOUCHDOWNS

GAME	5	1982 (Jan. 9, 1983 vs. NYJ)+
HALF	3	1973 (Dec. 23, 1973 at Mia.)**1st half
	3	1982 (Jan. 9, 1983 vs. NYJ)+2nd half

RUSHING TOUCHDOWNS

GAME	2	1973 (Dec. 23, 1973 at Mia.)**
	2	1981 (Jan. 3, 1982 vs. Buff.)**
	2	1982 (Jan. 9, 1983 vs. NYJ)+
	2	2009 (Jan. 9, 2010 vs. NYJ)*
	2	2011 (Jan. 7, 2012 at Hou.)*
	2	2013 (Jan. 5, 2014 vs. S.D.)*
HALF	2	1973 (Dec. 23, 1973 at Mia.)**1st half
	2	1982 (Jan. 9, 1983 vs. NYJ)+2nd half

PASSING TOUCHDOWNS

GAME	3	1975 (Dec. 28, 1975 at Oak.)*
	3	2005 (Jan. 8, 2006 vs. Pitt.)*
HALF	2	1975 (Dec. 28, 1975 at Oak.)*1st half
	2	1982 (Jan. 9, 1983 vs. NYJ)+1st half
	2	1988 (Jan. 22, 1989 against S.F.)##2nd half
	2	1990 (Jan. 6, 1991 vs. Hou.)*2nd half
	2	2005 (Jan. 8, 2006 vs. Pitt.)*1st half

FIELD GOALS

GAME	4	1981 (Jan. 24, 1982 against S.F.)#
	4	2012 (Jan. 5, 2013 at Hou.)*
	4	2014 (Jan. 4, 2015 at Ind.)*
	4	2015 (Jan. 9, 2016 vs. Pitt.)*
HALF	3	2012 (Jan. 5, 2013 at Hou.)*1st half

OFFENSE

FIRST DOWNS

GAME	27	1973 (Dec. 23, 1973 at Mia.)**
	27	1975 (Dec. 28, 1975 at Oak.)*
	27	1982 (Jan. 9, 1983 vs. NYJ)+
HALF	16	1973 (Dec. 23, 1973 at Mia.)**1st half
	16	1975 (Dec. 28, 1975 at Oak.)*1st half
	16	1988 (Dec. 31, 1988 vs. Sea.)*2nd half

TOTAL NET YARDS

GAME	517	1982 (Jan. 9, 1983 vs. NYJ)+
HALF	285	1982 (Jan. 9, 1983 vs. NYJ)+1st half

NET YARDS RUSHING

GAME	241	1973 (Dec. 23, 1973 at Mia.)**
HALF	155	1982 (Jan. 9, 1983 vs. NYJ)+2nd half

RUSHING ATTEMPTS

GAME	52	1973 (Dec. 23, 1973 at Mia.)**
HALF	26	1973 (Dec. 23, 1973 at Mia.)**1st half
	26	1973 (Dec. 23, 1973 at Mia.)**2nd half
	26	1975 (Dec. 28, 1975 at Oak.)*1st half

NET YARDS PASSING

GAME	368	2014 (Jan. 4, 2015 at Ind.)*
HALF	238	1988 (Jan. 22, 1989 against S.F.)##2nd half

PASSING ATTEMPTS

GAME	50	1988 (Dec. 31, 1988 vs. Sea.)*
HALF	37	1988 (Dec. 31, 1988 vs. Sea.)*2nd half

COMPLETIONS

GAME	31	2014 (Jan. 4, 2015 at Ind.)*
HALF	19	2012 (Jan. 5, 2013 at Hou.)*1st half

PASSES HAD INTERCEPTED

GAME	3	1988 (Jan. 8, 1989 vs. Buff.)*
HALF	2	1981 (Jan. 3, 1982 vs. Buff.)*1st half
	2	1981 (Jan. 10, 1982 vs. S.D.)*1st half
	2	1988 (Jan. 8, 1989 vs. Buff.)*1st half

SACKS ALLOWED

GAME	4	1988 (Jan. 22, 1989 against S.F.)##
	4	2015 (Jan. 9, 2016 vs. Pitt.)*
HALF	3	1988 (Dec. 31, 1988 vs. Sea.)*2nd half

DEFENSE

FEWEST POINTS ALLOWED

GAME	0	1970 (Dec. 26, 1970 at Balt.)*
HALF	0	(nine times)

FEWEST FIRST DOWNS ALLOWED

GAME	7	1970 (Dec. 26, 1970 at Balt.)*
HALF	2	1970 (Dec. 26, 1970 at Balt.)*1st half
	2	2015 (Jan. 9, 2016 vs. Pitt.)*1st half

FEWEST TOTAL NET YARDS ALLOWED

GAME	139	1970 (Dec. 26, 1970 at Balt.)*
HALF	21	1970 (Dec. 26, 1970 at Balt.)*1st half

FEWEST NET YARDS RUSHING ALLOWED

GAME	62	1982 (Jan. 9, 1983 vs. NYJ)+
HALF	10	2015 (Jan. 9, 2016 vs. Pitt.)*1st half

FEWEST NET YARDS PASSING ALLOWED

GAME	58	1990 (Jan. 13, 1991 at L.A.-Raid.)*
HALF	-6	2012 (Jan. 5, 2013 at Hou.)*1st half

INTERCEPTIONS

GAME	3	1982 (Jan. 9, 1983 vs. NYJ)+
	3	2011 (Jan. 7, 2012 at Hou.)*
HALF	2	1982 (Jan. 9, 1983 vs. NYJ)+2nd half
	2	1988 (Jan. 8, 1989 vs. Buff.)*1st half
	2	2005 (Jan. 8, 2006 vs. Pitt.)*2nd half
	2	2011 (Jan. 7, 2012 at Hou.)*2nd half
	2	2013 (Jan. 5, 2014 vs. S.D.)*2nd half

SACKS

GAME	5	1975 (Dec. 28, 1975 at Oak.)*
	5	1981 (Jan. 24, 1982 against S.F.)#
	5	1988 (Jan. 22, 1989 against S.F.)##
HALF	4	1982 (Jan. 9, 1983 vs. NYJ)+1st half
	4	1988 (Jan. 22, 1989 against S.F.)##2nd half

MISCELLANEOUS

MOST PENALTIES INCURRED

GAME	12	1982 (Jan. 9, 1983 vs. NYJ)+
HALF	7	1982 (Jan. 9, 1983 vs. NYJ)+2nd half

MOST PENALTY YARDS INCURRED

GAME	142	2015 (Jan. 9, 2016 vs. Pitt.)*
HALF	87	2015 (Jan. 9, 2016 vs. Pitt.)*2nd half

MOST TIME OF POSSESSION

GAME	38:49	2012 (Jan. 5, 2013 at Hou.)*
HALF	22:53	2012 (Jan. 5, 2013 at Hou.)*1st half

NOTE: Time of possession was not recorded until 1977, and thus is not available for the Bengals' 1970, '73 and '75 playoff games.

ALL-TIME POSTSEASON STATISTICS

ALL-TIME POSTSEASON RECORD: 5-14

DATE	W-L	SCORE	OPPONENT	ATTENDANCE
12-26-70**	L	0-17	at Baltimore	51,127
12-23-73**	L	16-34	at Miami	74,770
12-28-75**	L	28-31	at Oakland	53,039
1-3-82**	W	28-21	BUFFALO	55,420
1-10-82***	W	27-7	SAN DIEGO	46,302
1-24-82#	L	21-26	VS. SAN FRANCISCO	81,270
1-9-83+	L	17-44	N.Y. JETS	57,560
12-31-88**	W	21-13	SEATTLE	58,560
1-8-89***	W	21-10	BUFFALO	59,747
1-22-89##	L	16-20	vs. San Francisco	75,129
1-6-91*	W	41-14	HOUSTON	60,012
1-13-91**	L	10-20	at L.A. Raiders	92,045
1-8-06*	L	17-31	PITTSBURGH	65,870
1-9-10*	L	14-24	N.Y. JETS	63,686
1-7-12*	L	10-31	at Houston	71,725
1-5-13*	L	13-19	at Houston	71,738
1-5-14*	L	10-27	SAN DIEGO	62,277
1-4-15*	L	10-26	at Indianapolis	63,385
1-9-16*	L	16-18	PITTSBURGH	63,257

* AFC Wild Card Playoff

** AFC Divisional Playoff

*** AFC Championship

AFC First-Round Playoff (Super Bowl Tournament)

+ Super Bowl XVI (at Pontiac, Mich.)

Super Bowl XXIII (at Miami, Fla.)

TEAM STATISTICS	BENGALS	OPPONENTS
TOTAL FIRST DOWNS.....	347	376
Rushing.....	145	157
Passing.....	170	194
Penalty.....	32	25
3rd Down: Made-Att.....	95-243	92-233
3rd Down: Pct.....	39.1	39.5
4th Down: Made-Att.....	8-20	4-9
4th Down: Pct.....	40.0	44.4
POSSESSION AVG.....	(.NA)	(.NA)
TOTAL NET YARDS.....	5397	6657
Avg. Per Game.....	350.4	416.1
Total Plays.....	1155	1189
Avg. Per Play.....	4.7	5.6
NET YARDS RUSHING.....	2241	2826
Avg. Per Game.....	117.9	148.7
Total Rushes.....	526	631
NET YARDS PASSING.....	3156	3831
Avg. Per Game.....	166.1	201.6
Sacked-Yards Lost.....	60-378	29-208
Gross Yards.....	3534	4039
Att.-Completions.....	569-325	529-316
Completion Pct.....	57.1	59.7
Had Intercepted.....	20	17
PUNTS-AVG.....	90-42.6	77-42.3
Net Punting Avg.....	37.2	36.8
PENALTIES-YARDS.....	88-814	112-1016
FUMBLES-BALLS LOST.....	32-13	23-11
TOUCHDOWNS.....	40	48
Rushing.....	20	18
Passing.....	17	28
Returns.....	3	2

PASSING	ATT	CMP	YDS	CMP%	YDS/ATT	TD	TD%	INT	INT%	LG	SKD-YDS	RAT
Ken Anderson.....	166	110	1321	66.3	7.96	9	5.4	6	3.6	53	21-116	93.5
Boomer Esiason.....	99	51	600	51.5	6.06	4	4.0	3	3.0	46	14-104	71.1
AJ McCarron.....	41	23	212	56.1	5.17	1	2.4	1	2.4	25t	3-24	68.3
Carson Palmer.....	37	19	212	51.4	5.73	1	2.7	1	2.7	66	3-36	66.5
Jon Kitna.....	40	24	197	60.0	4.93	1	2.5	2	5.0	24	4-20	60.1
Andy Dalton.....	158	88	873	55.7	5.53	1	0.6	6	3.8	49	12-61	57.8
Virgil Carter.....	20	7	64	35.0	3.20	0	0.0	1	5.0	16	3-17	23.8
Jack Thompson.....	1	1	14	100.0	14.00	0	0.0	0	0.0	14	0-0	118.8
Sam Wyche.....	1	1	29	100.0	29.00	0	0.0	0	0.0	29	0-0	118.8
Turk Schonert.....	1	0	0	—	—	0	—	0	—	—	0-0	39.6
Erik Wilhelm.....	5	1	12	20.0	2.40	0	0.0	0	0.0	12	0-0	39.6
BENGALS.....	569	325	3534	57.1	6.21	17	3.0	20	3.5	66	60-378	70.9
OPPONENTS.....	529	316	4039	59.7	7.64	28	5.3	17	3.2	60	29-208	87.9

SCORE BY PERIODS	1	2	3	4	OT	PTS
BENGALS.....	96	94	54	92	0	336
OPPONENTS.....	61	141	104	127	0	433

SCORING	TD	TD-R	TD-P	TD-Rt	PAT	FG	S	PTS
Jim Breech.....	0	0	0	0	25-25	9-11	0	52
Ickey Woods.....	4	4	0	0	—	—	0	24
Dan Ross.....	3	0	3	0	—	—	0	18
Mike Nugent.....	0	0	0	0	4-4	4-5	0	16
Charles Alexander.....	2	2	0	0	—	—	0	12
Cedric Benson.....	2	2	0	0	—	—	0	12
Isaac Curtis.....	2	0	2	0	—	—	0	12
Pete Johnson.....	2	2	0	0	—	—	0	12
Stanford Jennings.....	2	0	1	1	—	—	0	12
Pete Johnson.....	2	2	0	0	—	—	0	12
Stanley Wilson.....	2	2	0	0	—	—	0	12
Horst Muhlmann.....	0	0	0	0	1-1	3-4	0	10
Josh Brown.....	0	0	0	0	1-1	2-2	0	7
Shayne Graham.....	0	0	0	0	4-4	1-3	0	7
Ken Anderson.....	1	1	0	0	—	—	0	6
Eric Ball.....	1	1	0	0	—	—	0	6
Don Bass.....	0	1	0	0	—	—	0	6
James Brooks.....	1	0	1	0	—	—	0	6
Laveranues Coles.....	1	0	1	0	—	—	0	6
Cris Collinsworth.....	1	0	1	0	—	—	0	6
Neal Craig.....	1	0	0	1	—	—	0	6
Lenvil Elliott.....	1	1	0	0	—	—	0	6
Boomer Esiason.....	1	1	0	0	—	—	0	6
Stan Fritts.....	1	1	0	0	—	—	0	6
A.J. Green.....	1	0	1	0	—	—	0	6
Harold Green.....	1	0	1	0	—	—	0	6
Jermaine Gresham.....	1	0	1	0	—	—	0	6
Leon Hall.....	1	0	0	1	—	—	0	6
M.L. Harris.....	1	0	1	0	—	—	0	6
T.J. Houshmandzadeh.....	1	0	1	0	—	—	0	6
Rudi Johnson.....	1	1	0	0	—	—	0	6
Charlie Joiner.....	1	0	1	0	—	—	0	6
Eric Kattus.....	1	0	1	0	—	—	0	6
Dave Green.....	0	0	0	0	4-4	0-0	0	4
BENGALS.....	40	20	17	3	39-39	19-25	0	336
OPPONENTS.....	48	18	28	2	46-47	33-42	0	433

****Two-point conversions:** None. BENGALS 0-1 (0-1 R, 0-0 P), OPPONENTS 0-1 (0-0 R, 0-1 P).

Sacks-yards: Jason Buck 4-22, Reggie Williams 3-21, David Grant 3-17, Geno Atkins 2.5-9, Reggie Nelson 2-17, Vontaze Burfict 1.5-15, Bob Brown 1-14, Jim Skow 1-10, Carl Zander 1-10, Ross Browner 1-9, Royce Berry 1-8, Steve Chomyszak 1-8, Eddie Edwards 1-7, David Fulcher 1-6, David Pollack 1-6, Bo Harris 1-5, Carlos Dunlap 0.5-5.5, Pat Sims 0.5-5.5, Margus Hunt 0.5-4, Chris Crocker 0.5-3, (team) 1-6. BENGALS 29-208, OPPONENTS 60-378.

Fumbles-lost: Andy Dalton 4-2, Boomer Esiason 3-1, AJ McCarron 3-1, Giovani Bernard 2-2, Archie Griffin 2-2, Cris Collinsworth 2-1, Ira Hillary 2-1, Laveranues Coles 1-1, Jeremy Hill 1-1, Dan Ross 1-1, Lyle Blackwood 1-0, Rickey Dixon 1-0, David Fulcher 1-0, Stanford Jennings 1-0, Pete Johnson 1-0, Jon Kitna 1-0, Carson Palmer 1-0, Lemar Parrish 1-0, Brad St. Louis 1-0, Brandon Tate 1-0, David Verser 1-0. BENGALS 32-13, OPPONENTS, 23-11.

RUSHING	ATT	YDS	AVG	LG	TD
Ickey Woods.....	89	391	4.4	30	4
Pete Johnson.....	61	187	3.1	14	2
Cedric Benson.....	28	183	6.5	47t	2
James Brooks.....	43	145	3.4	26	0
Charles Alexander.....	34	125	3.7	20t	2
Ken Anderson.....	19	112	5.9	22	1
BenJarvus Green-Ellis.....	19	105	5.5	29	0
Boomer Esiason.....	19	105	5.5	29	1
Jeremy Hill.....	25	97	3.9	38	2
Andy Dalton.....	16	92	5.8	16	0
Boobie Clark.....	15	86	5.7	15	0
Giovani Bernard.....	21	79	3.8	14	0
Stanley Wilson.....	12	74	6.2	20	2
Rudi Johnson.....	13	56	4.3	20t	1
Harold Green.....	11	55	5.0	12	0
Eric Ball.....	12	47	3.9	14	1
Lenvil Elliott.....	11	40	3.6	9	1
Brian Leonard.....	4	36	9.0	19	0
Stanford Jennings.....	9	31	3.4	10	0
Rex Burkhead.....	2	27	13.5	23	0
Archie Griffin.....	5	25	5.0	8	0
Jon Kitna.....	4	25	6.3	12	0
Paul Robinson.....	5	25	5.0	9	0
Essex Johnson.....	7	17	2.4	14	0
Virgil Carter.....	2	16	8.0	9	0
Stan Fritts.....	6	14	2.3	6	1
Jess Phillips.....	10	12	1.2	4	0
Bernard Scott.....	6	11	1.8	4	0
Dave Lewis.....	3	10	3.3	9	0
AJ McCarron.....	5	9	1.8	6	0
Chris Perry.....	2	3	1.5	2	0
Cris Collinsworth.....	1	2	2.0	2	0
Carson Palmer.....	1	2	2.0	2	0
Kyle Larson.....	1	0	0.0	0	0
Ed Williams.....	1	0	0.0	0	0
Isaac Curtis.....	1	-1	-1.0	-1	0
Erik Wilhelm.....	3	-2	-0.7	0	0
BENGALS.....	526	2241	4.3	47t	20
OPPONENTS.....	631	2826	4.5	58t	18

(All-time postseason statistics, continued)

RECEIVING	REC	YDS	AVG	LG	TD
Dan Ross.....	28	333	11.9	26	3
Cris Collinsworth.....	21	354	16.9	53	1
A.J. Green.....	18	232	12.9	45	1
Giovani Bernard.....	17	121	7.1	17	0
Marvin Jones.....	15	196	13.1	49	0
Jermaine Gresham.....	14	117	8.4	16	1
Isaac Curtis.....	13	184	14.2	321	2
Rodney Holman.....	11	184	16.7	46	0
Lenvil Elliott.....	10	62	6.2	16	0
Pete Johnson.....	9	52	5.8	14	0
Eddie Brown.....	8	87	10.9	23	0
Brian Leonard.....	8	43	5.4	16	0
Chip Myers.....	7	133	19.0	37	0
Mohamed Sanu.....	7	61	8.7	13	0
Tim McGee.....	7	60	8.6	19	0
Steve Kreider.....	6	119	19.8	42	0
Chad Johnson.....	6	87	14.5	24	0
James Brooks.....	6	84	14.0	22	1
Boobie Clark.....	6	56	9.3	26	0
Laveranues Coles.....	6	48	8.0	13	1
Andrew Hawkins.....	6	43	7.2	10	0
Charles Alexander.....	6	38	6.3	16	0
Chris Perry.....	6	11	1.8	6	0
Charlie Joiner.....	5	93	18.6	28	1
Kevin Walter.....	5	73	14.6	24	0
Tyler Eifert.....	5	58	11.6	18	0
Rex Burkhead.....	4	39	9.8	26	0
T.J. Houshmandzadeh.....	4	25	6.3	8	1
Cedric Benson.....	4	10	2.5	5	0
Ryan Hewitt.....	3	37	12.3	14	0
Jerome Simpson.....	3	33	11.0	16	0
Bernard Scott.....	3	29	9.7	11	0
Jeremy Hill.....	3	27	9.0	13	0
Quan Cosby.....	3	26	8.7	14	0
Stanford Jennings.....	3	23	7.7	12	1
Jim Riggs.....	3	18	6.0	13	0
Ickey Woods.....	3	18	6.0	9	0
Archie Griffin.....	3	14	4.7	6	0
M.L. Harris.....	2	28	14.0	20	1
Andre Caldwell.....	2	25	12.5	13	0
Ryan Whalen.....	2	24	12.0	20	0
Eric Kattus.....	2	19	9.5	10	1
Harold Green.....	2	15	7.5	13	1
Bruce Coslet.....	2	14	7.0	9	0
Rudi Johnson.....	2	14	7.0	11	0
Jess Phillips.....	2	12	6.0	6	0
Matt Schobel.....	2	11	5.5	8	0
BenJarvus Green-Ellis.....	2	-9	-4.5	-3	0
Chris Henry.....	1	66	66.0	66	0
Donald Lee.....	1	36	36.0	36	0
Ira Hillary.....	1	17	17.0	17	0
Mike Barber.....	1	12	12.0	12	0
Speedy Thomas.....	1	9	9.0	9	0
Kevin Brock.....	1	7	7.0	7	0
Essex Johnson.....	1	6	6.0	6	0
Reggie Kelly.....	1	4	4.0	4	0
Don Bass.....	1	3	3.0	31	1
Bob Trumpy.....	1	-7	-7.0	7	0
BENGALS.....	325	3534	10.9	66	17
OPPONENTS.....	316	4039	12.8	60	28

INTERCEPTIONS	NO	YDS	AVG	LG	TD			
David Fulcher	3	54	18.0	43	0			
Ken Riley	3	34	11.3	34	0			
Eric Thomas	2	26	13.0	26	0			
Neal Craig	1	45	45.0	451	1			
Bobby Kemp	1	24	24.0	24	0			
Leon Hall	1	21	21.0	211	1			
Bo Harris	1	16	16.0	16	0			
Louis Breeden	1	0	0.0	0	0			
Vontaze Burfict	1	0	0.0	0	0			
Tommy Casanova	1	0	0.0	0	0			
Solomon Wilcotts	1	0	0.0	0	0			
Lewis Billups	1	-3	-3.0	-3	0			
BENGALS	17	217	12.8	451	2			
OPPONENTS	20	395	19.8	981	2			
PUNTING	NO	YDS	AVG	NET	TB	IN-20	LG	BLK.
Kevin Huber	26	1205	46.3	41.9	1	10	62	0
Lee Johnson	25	1111	44.4	38.6	0	8	64	0
Kyle Larson	3	131	43.7	36.7	0	0	51	0
Pat McNally	12	487	40.6	37.0	1	2	60	0
Zoltan Mesko	3	118	39.3	32.7	1	2	50	0
Dave Lewis	15	567	37.8	34.2	1	1	53	0
Dave Green	6	215	35.8	21.8	1	0	44	0
BENGALS	90	3834	42.6	37.2	5	23	64	0
OPPONENTS	77	3251	42.3	36.8	5	18	68	0
PUNT RETURNS	NO	FC	YDS	AVG	LG	TD		
Rico Murray	1	0	23	23.0	23	0		
Tommy Casanova	1	0	15	15.0	15	0		
Mitchell Price	3	0	42	14.0	34	0		
Mike Fuller	5	2	62	12.4	27	0		
Adam Jones	3	1	25	8.3	24	0		
Keiwan Ratliff	2	0	15	7.5	8	0		
Ira Hillary	6	1	43	7.2	16	0		
Lyle Blackwood	1	0	7	7.0	7	0		
Brandon Tate	10	6	67	6.7	19	0		
Lemar Parrish	3	1	17	5.7	11	0		
Ray Horton	1	0	5	5.0	5	0		
Rickey Dixon	1	0	0	0.0	0	0		
Quan Cosby	0	3	0	—	—	0		
Speedy Thomas	0	2	0	—	—	0		
BENGALS	37	16	321	8.7	34	0		
OPPONENTS	47	20	384	8.2	45	0		

KICKOFF RETURNS	NO	YDS	AVG	LG	TD
Bernard Scott.....	2	74	37.0	56	0
Stanford Jennings.....	8	240	30.0	931	1
Brandon Tate.....	7	193	27.6	43	0
Adam Jones.....	9	233	25.9	34	0
Tab Perry.....	5	119	23.8	32	0
Rodney Tate.....	1	22	22.0	22	0
Eric Ball.....	2	42	21.0	28	0
Bernard Jackson.....	3	60	20.0	25	0
James Brooks.....	2	38	19.0	23	0
Brian Leonard.....	3	54	18.0	25	0
Lenvil Elliott.....	1	18	18.0	18	0
David Verser.....	17	302	17.8	40	0
Lemar Parrish.....	2	35	17.5	25	0
Ron Lamb.....	1	17	17.0	17	0
Cedric Peerman.....	2	33	16.5	23	0
Paul Robinson.....	2	29	14.5	24	0
Eddie Brown.....	1	12	12.0	12	0
Ira Hillary.....	3	24	8.0	13	0
Kevin Walter.....	1	8	8.0	8	0
Guy Frazier.....	1	0	0.0	0	0
Archie Griffin.....	1	0	0.0	0	0
BENGALS.....	74	1553	21.0	931	1
OPPONENTS.....	58	1102	19.0	38	0

FIELD GOALS	1-19	20-29	30-39	40-49	50+
Josh Brown.....	0-0	0-0	1-1	1-1	0-0
Jim Breech.....	0-0	3-3	4-5	2-3	0-0
Shayne Graham.....	0-0	1-2	0-1	0-0	0-0
Horst Muhlmann.....	1-1	1-1	0-0	1-1	0-1
Mike Nugent.....	0-0	0-0	2-2	1-1	1-2
BENGALS.....	1-1	5-6	7-9	5-6	1-3
OPPONENTS.....	0-1	15-16	9-10	7-11	2-4

DEFENSE	ST	AT	TT	SKS-YDS	INT-YDS	PD	FF	FR-YDS
(NA**)	—	—	—	—	—	—	—	—

BLOCKED KICKS	BP	BFG	BXP
Bill Bergey (1970).....	0	1	0
Sherman White (1975).....	0	1	0

* NOTE: It is not possible to accurately list all-time postseason possession averages because time of possession was not recorded until 1977. Postseason possession averages after 1977 are listed in the year-by-year breakdowns on the following pages.

** NOTE: The Bengals' and their opponents' two-point conversion totals listed here were recorded in 2005 and thereafter. Prior to that season, all of the Bengals' playoff appearances had occurred in years in which the two-point conversion did not exist. The two-point conversion, which existed in the AFL when the Bengals were members in 1968 and '69, was not instituted in the NFL until '94.

*** NOTE: It is not possible to accurately list all-time postseason defensive statistics because the three types of defensive statistics — defense, special teams and miscellaneous — were combined through 1987, but separated in '88 and thereafter. Defensive statistics are, however, listed in each of the year-by-year breakdowns on the following pages. All defensive statistics on the following pages are press box statistics produced at the games.

1970 POSTSEASON STATISTICS

POSTSEASON RECORD: 0-1

HEAD COACH: PAUL BROWN
REGULAR-SEASON RECORD: 8-6
 (1ST IN AFC CENTRAL)

DATE	W-L	SCORE	OPPONENT	ATTENDANCE
12-26-70**	L	0-17	at Baltimore	51,127

** AFC Divisional Playoff

TEAM STATISTICS	BENGALS	OPPONENTS
TOTAL FIRST DOWNS.....	7	15
Rushing.....	2	12
Passing.....	5	3
Penalty.....	0	0
3rd Down: Made-Att.....	3-14	6-14
3rd Down: Pct.....	21.4	42.9
4th Down: Made-Att.....	0-1	0-0
4th Down: Pct.....	0.0	—
POSSESSION AVG.....	(¹ NA)	(¹ NA)
TOTAL NET YARDS.....	139	299
Avg. Per Game.....	139.0	299.0
Total Plays.....	46	66
Avg. Per Play.....	3.0	4.5
NET YARDS RUSHING.....	63	170
Avg. Per Game.....	63.0	170.0
Total Rushes.....	22	47
NET YARDS PASSING.....	76	129
Avg. Per Game.....	76.0	129.0
Sacked-Yards Lost.....	3-17	2-16
Gross Yards.....	93	145
Att.-Completions.....	21-8	17-6
Completion Pct.....	38.1	35.3
Had Intercepted.....	1	0
PUNTS-AVG.....	8-39.1	6-38.3
Net Punting Avg.....	35.6	37.3
PENALTIES-YARDS.....	1-5	6-63
FUMBLES-BALLS LOST.....	1-0	0-0
TOUCHDOWNS.....	0	2
Rushing.....	0	0
Passing.....	0	2
Returns.....	0	0

SCORE BY PERIODS	1	2	3	4	OT	PTS
BENGALS.....	0	0	0	0	0	0
OPPONENTS.....	7	3	0	7	0	17

SCORING	TD	TD-R	TD-P	TD-Rt	PAT	FG	S	PTS
(none).....	0	0	0	0	0-0	0-0	0	0
BENGALS.....	0	0	0	0	0-0	0-1	0	0
OPPONENTS.....	2	0	2	0	2-2	1-3	0	17

Two-point conversions: (NA**).

Fumbles-lost: Lemar Parrish 1-0. BENGALS 1-0, OPPONENTS 0-0.

PASSING	ATT	CMP	YDS	CMP%	YDS/ATT	TD	TD%	INT	INT%	LG	SKD-YDS	RAT
Virgil Carter.....	20	7	64	35.0	3.20	0	0.0	1	5.0	16	3-17	23.8
Sam Wyche.....	1	1	29	100.0	29.00	0	0.0	0	0.0	29	0-0	118.8
BENGALS.....	21	8	93	38.1	4.43	0	0.0	1	4.8	29	3-17	32.4
OPPONENTS.....	17	6	145	35.3	8.53	2	11.8	0	0.0	53	2-16	106.3

RUSHING	ATT	YDS	AVG	LG	TD
Paul Robinson.....	5	25	5.0	9	0
Virgil Carter.....	2	16	8.0	9	0
Jess Phillips.....	10	12	1.2	4	0
Dave Lewis.....	3	10	3.3	9	0
Essex Johnson.....	2	0	0.0	3	0
BENGALS.....	22	63	2.9	9	0
OPPONENTS.....	47	170	3.6	17	0

RECEIVING	REC	YDS	AVG	LG	TD
Chip Myers.....	4	66	16.5	29	0
Jess Phillips.....	2	12	6.0	6	0
Speedy Thomas.....	1	9	9.0	9	0
Essex Johnson.....	1	6	6.0	6	0
BENGALS.....	8	93	11.6	29	0
OPPONENTS.....	6	145	24.2	53	2

INTERCEPTIONS	NO	YDS	AVG	LG	TD
(none).....	0	0	—	—	0
BENGALS.....	0	0	—	—	0
OPPONENTS.....	1	0	0.0	0	0

PUNTING	NO	YDS	AVG	NET	TB	IN-20	LG	BLK.
Dave Lewis.....	8	313	39.1	35.6	0	1	53	0
BENGALS.....	8	313	39.1	35.6	0	1	53	0
OPPONENTS.....	6	230	38.3	37.3	0	0	45	0

PUNT RETURNS	NO	FC	YDS	AVG	LG	TD
Lemar Parrish.....	2	1	6	3.0	3	0
Speedy Thomas.....	0	2	0	—	—	0
BENGALS.....	2	3	6	3.0	3	0
OPPONENTS.....	7	0	28	4.0	10	0

KICKOFF RETURNS	NO	YDS	AVG	LG	TD
Paul Robinson.....	2	29	14.5	24	0
Ron Lamb.....	1	17	17.0	17	0
BENGALS.....	3	46	15.3	24	0
OPPONENTS.....	1	0	0.0	0	0

FIELD GOALS	1-19	20-29	30-39	40-49	50+
Horst Muhlmann.....	0-0	0-0	0-0	0-0	0-1
BENGALS.....	0-0	0-0	0-0	0-0	0-1
OPPONENTS.....	0-0	0-0	0-0	1-2	0-1

Horst Muhlmann: (50B).

Opponents: (50B, 44G, 44WR).

DEFENSE***	ST	AT	TT	SKS-YDS	INT-YDS	PD	^FF	FR-YDS
Bill Bergey.....	7	7	14	0-0	0-0	0	(¹ NA)	0-0
Steve Chomyszak.....	5	6	11	1-8	0-0	1	(¹ NA)	0-0
Ken Avery.....	5	4	9	0-0	0-0	0	(¹ NA)	0-0
Al Beauchamp.....	6	2	8	0-0	0-0	0	(¹ NA)	0-0
Royce Berry.....	4	4	8	1-8	0-0	1	(¹ NA)	0-0
Ken Dyer.....	3	5	8	0-0	0-0	0	(¹ NA)	0-0
Mike Reid.....	6	1	7	0-0	0-0	0	(¹ NA)	0-0
Ron Carpenter.....	4	2	6	0-0	0-0	0	(¹ NA)	0-0
Lemar Parrish.....	4	0	4	0-0	0-0	1	(¹ NA)	0-0
Fletcher Smith.....	3	0	3	0-0	0-0	0	(¹ NA)	0-0
Nick Roman.....	2	1	3	0-0	0-0	0	(¹ NA)	0-0
Martin Baccaglio.....	2	0	2	0-0	0-0	0	(¹ NA)	0-0
Ron Lamb.....	1	1	2	0-0	0-0	0	(¹ NA)	0-0
John Guillory.....	1	0	1	0-0	0-0	0	(¹ NA)	0-0
Essex Johnson.....	1	0	1	0-0	0-0	0	(¹ NA)	0-0
Bill Peterson.....	1	0	1	0-0	0-0	0	(¹ NA)	0-0
Ken Riley.....	0	1	1	0-0	0-0	2	(¹ NA)	0-0

BLOCKED KICKS	BP	BFG	BXP
Bill Bergey.....	0	1	0

* NOTE: Time of possession was not recorded until 1977.

** NOTE: The two-point conversion was not instituted in the NFL until 1994.

*** NOTE: It was not standard practice to separate the three types of defensive statistics — defense, special teams and miscellaneous — until 1988. Thus, the defensive statistics listed above include the combined totals of all three types. All defensive statistics above are press box statistics produced at the games.

^ NOTE: Forced fumbles were not recorded until 1976.

1973 POSTSEASON STATISTICS

POSTSEASON RECORD: 0-1

HEAD COACH: PAUL BROWN
REGULAR-SEASON RECORD: 10-4
 (1ST IN AFC CENTRAL)

DATE	W-L	SCORE	OPPONENT	ATTENDANCE
12-23-73**	L	16-34	at Miami	74,770

** AFC Divisional Playoff

TEAM STATISTICS	BENGALS	OPPONENTS
TOTAL FIRST DOWNS.....	11	27
Rushing.....	5	18
Passing.....	6	9
Penalty.....	0	0
3rd Down: Made-Att.....	5-14	10-14
3rd Down: Pct.....	35.7	71.4
4th Down: Made-Att.....	0-0	0-0
4th Down: Pct.....	—	—
POSSESSION AVG.....	*NA	*NA
TOTAL NET YARDS.....	194	400
Avg. Per Game.....	194.0	400.0
Total Plays.....	50	71
Avg. Per Play.....	3.9	5.6
NET YARDS RUSHING.....	97	241
Avg. Per Game.....	97.0	241.0
Total Rushes.....	20	52
NET YARDS PASSING.....	97	159
Avg. Per Game.....	97.0	159.0
Sacked-Yards Lost.....	3-16	0-0
Gross Yards.....	113	159
Att.-Completions.....	27-14	19-11
Completion Pct.....	51.9	57.9
Had Intercepted.....	1	2
PUNTS-AVG.....	7-36.3	2-49.0
Net Punting Avg.....	32.6	36.0
PENALTIES-YARDS.....	2-19	1-5
FUMBLES-BALLS LOST.....	0-0	2-1
TOUCHDOWNS.....	1	4
Rushing.....	0	2
Passing.....	0	2
Returns.....	1	0

SCORE BY PERIODS	1	2	3	4	OT	PTS
BENGALS.....	3	13	0	0	0	16
OPPONENTS.....	14	7	10	3	0	34

SCORING	TD	TD-R	TD-P	TD-Rt	PAT	FG	S	PTS
Horst Muhlmann.....	0	0	0	0	1-1	3-3	0	10
Neal Craig.....	1	0	0	1	—	—	0	6
BENGALS.....	1	0	0	1	1-1	3-3	0	16
OPPONENTS.....	4	2	2	0	4-4	2-2	0	34

Two-point conversions: **NA.

Fumbles-lost: None. BENGALS 0-0, OPPONENTS 2-1.

PASSING	ATT	CMP	YDS	CMP%	YDS/ATT	TD	TD%	INT	INT%	LG	SKD-YDS	RAT
Ken Anderson.....	27	14	113	51.9	4.19	0	0.0	1	3.7	18	3-16	47.3
BENGALS.....	27	14	113	51.9	4.19	0	0.0	1	3.7	18	3-16	47.3
OPPONENTS.....	19	11	159	57.9	8.37	2	10.5	2	10.5	48	0-0	80.7

RUSHING	ATT	YDS	AVG	LG	TD
Boobie Clark.....	7	40	5.7	15	0
Ken Anderson.....	3	26	8.7	22	0
Essex Johnson.....	2	17	8.5	14	0
Lenvil Elliott.....	7	15	2.1	5	0
Boobie Clark.....	1	-1	-1.0	-1	0
BENGALS.....	20	97	4.9	22	0
OPPONENTS.....	52	241	4.6	27	2

RECEIVING	REC	YDS	AVG	LG	TD
Lenvil Elliott.....	9	53	5.9	16	0
Charlie Joiner.....	2	33	16.5	18	0
Boobie Clark.....	2	18	9.0	12	0
Isaac Curtis.....	1	9	9.0	9	0
BENGALS.....	14	113	8.1	18	0
OPPONENTS.....	11	159	14.5	48	2

INTERCEPTIONS	NO	YDS	AVG	LG	TD
Neal Craig.....	1	45	45.0	45t	1
Tommy Casanova.....	1	0	0.0	0	0
BENGALS.....	2	45	22.5	45t	1
OPPONENTS.....	1	19	19.0	19	0

PUNTING	NO	YDS	AVG	NET	TB	IN-20	LG	BLK.
Dave Lewis.....	7	254	36.3	32.6	1	0	50	0
BENGALS.....	7	254	36.3	32.6	1	0	50	0
OPPONENTS.....	2	98	49.0	36.0	0	0	54	0

PUNT RETURNS	NO	FC	YDS	AVG	LG	TD
Tommy Casanova.....	1	0	15	15.0	15	0
Lemar Parrish.....	1	0	11	11.0	11	0
BENGALS.....	2	0	26	13.0	15	0
OPPONENTS.....	2	4	6	3.0	4	0

KICKOFF RETURNS	NO	YDS	AVG	LG	TD
Lemar Parrish.....	1	25	25.0	25	0
Bernard Jackson.....	1	17	17.0	17	0
BENGALS.....	2	42	21.0	25	0
OPPONENTS.....	2	14	7.0	14	0

FIELD GOALS	1-19	20-29	30-39	40-49	50+
Horst Muhlmann.....	1-1	1-1	0-0	1-1	0-0
BENGALS.....	1-1	1-1	0-0	1-1	0-0
OPPONENTS.....	0-0	0-0	0-0	1-1	1-1

Horst Muhlmann: (24G, 46G, 12G).

Opponents: (50G, 46G).

DEFENSE***	ST	AT	TT	SKS-YDS	INT-YDS	PD	*FF	FR-YDS
Bill Bergey.....	7	5	12	0-0	0-0	0	(*NA)	0-0
Ron Carpenter.....	7	5	12	0-0	0-0	0	(*NA)	0-0
Al Beauchamp.....	9	2	11	0-0	0-0	0	(*NA)	0-0
Tommy Casanova.....	9	1	10	0-0	1-0	1	(*NA)	0-0
Royce Berry.....	5	1	6	0-0	0-0	0	(*NA)	0-0
Sherman White.....	5	0	5	0-0	0-0	1	(*NA)	0-0
Ken Riley.....	4	1	5	0-0	0-0	0	(*NA)	0-0
Ken Avery.....	3	2	5	0-0	0-0	0	(*NA)	0-0
Neal Craig.....	3	2	5	0-0	1-45	1	(*NA)	0-0
Lemar Parrish.....	3	2	5	0-0	0-0	0	(*NA)	0-0
Ron Pritchard.....	3	2	5	0-0	0-0	0	(*NA)	0-0
Doug Adams.....	1	0	1	0-0	0-0	0	(*NA)	0-0
Tom DeLeone.....	1	0	1	0-0	0-0	0	(*NA)	0-0
Bernard Jackson.....	1	0	1	0-0	0-0	0	(*NA)	0-0
Jim LeClair.....	1	0	1	0-0	0-0	0	(*NA)	1-0
Bob Trumphy.....	1	0	1	0-0	0-0	0	(*NA)	0-0
Mike Reid.....	0	1	1	0-0	0-0	0	(*NA)	0-0

BLOCKED KICKS	BP	BFG	BXP
(none).....	0	0	0

* NOTE: Time of possession was not recorded until 1977.

** NOTE: The two-point conversion was not instituted in the NFL until 1994.

*** NOTE: It was not standard practice to separate the three types of defensive statistics — defense, special teams and miscellaneous — until 1988. Thus, the defensive statistics listed above include the combined totals of all three types. All defensive statistics above are press box statistics produced at the games.

^ NOTE: Forced fumbles were not recorded until 1976.

1975 POSTSEASON STATISTICS

POSTSEASON RECORD: 0-1

HEAD COACH: PAUL BROWN
REGULAR-SEASON RECORD: 11-3
 (2ND IN AFC CENTRAL: WILD CARD QUALIFIER)

DATE	W-L	SCORE	OPPONENT	ATTENDANCE
12-28-75**	L	28-31	at Oakland	53,039

** AFC Divisional Playoff

TEAM STATISTICS	BENGALS	OPPONENTS
TOTAL FIRST DOWNS.....	17	27
Rushing.....	8	9
Passing.....	6	15
Penalty.....	3	3
3rd Down: Made-Att.....	3-11	6-14
3rd Down: Pct.....	27.3	42.9
4th Down: Made-Att.....	1-2	0-0
4th Down: Pct.....	50.0	—
POSSESSION AVG.....	*NA	*NA
TOTAL NET YARDS.....	258	358
Avg. Per Game.....	258.0	358.0
Total Plays.....	57	75
Avg. Per Play.....	4.5	4.8
NET YARDS RUSHING.....	97	173
Avg. Per Game.....	97.0	173.0
Total Rushes.....	25	51
NET YARDS PASSING.....	161	185
Avg. Per Game.....	161.0	185.0
Sacked-Yards Lost.....	5-40	1-14
Gross Yards.....	201	199
Att.-Completions.....	27-17	23-17
Completion Pct.....	63.0	73.9
Had Intercepted.....	0	1
PUNTS-AVG.....	6-35.8	1-38.0
Net Punting Avg.....	21.8	31.0
PENALTIES-YARDS.....	5-37	7-64
FUMBLES-BALLS LOST.....	1-0	2-1
TOUCHDOWNS.....	4	4
Rushing.....	2	1
Passing.....	2	3
Returns.....	0	0

SCORE BY PERIODS	1	2	3	4	OT	PTS
BENGALS.....	0	7	7	14	0	28
OPPONENTS.....	3	14	7	7	0	31

SCORING	TD	TD-R	TD-P	TD-Rt	PAT	FG	S	PTS
Isaac Curtis.....	1	0	1	0	—	—	0	6
Lenvil Elliott.....	1	1	0	0	—	—	0	6
Stan Fritts.....	1	1	0	0	—	—	0	6
Charlie Joiner.....	1	0	1	0	—	—	0	6
Dave Green.....	0	0	0	0	4-4	0-0	0	4
BENGALS.....	4	2	2	0	4-4	0-0	0	28
OPPONENTS.....	4	1	3	0	4-4	1-3	0	31

Two-point conversions: *NA.

Fumbles-lost: Lyle Blackwood 1-0. BENGALS 1-0, OPPONENTS 2-1.

PASSING	ATT	CMP	YDS	CMP%	YDS/ATT	TD	TD%	INT	INT%	LG	SKD-YDS	RAT
Ken Anderson.....	27	17	201	63.0	7.44	2	7.4	0	0.0	37	5-40	110.3
BENGALS.....	27	17	201	63.0	7.44	2	7.4	0	0.0	37	5-40	110.3
OPPONENTS.....	23	17	199	73.9	8.65	3	13.0	1	4.3	36	1-14	121.2

RUSHING	ATT	YDS	AVG	LG	TD
Boobie Clark.....	8	46	5.8	10	0
Lenvil Elliott.....	4	25	6.3	9	1
Stan Fritts.....	6	14	2.3	6	1
Ken Anderson.....	3	12	4.0	8	0
Essex Johnson.....	3	0	0.0	6	0
Ed Williams.....	1	0	0.0	0	0
BENGALS.....	25	97	3.9	10	2
OPPONENTS.....	51	173	3.4	18	1

RECEIVING	REC	YDS	AVG	LG	TD
Boobie Clark.....	4	38	9.5	26	0
Chip Myers.....	3	67	22.3	37	0
Charlie Joiner.....	3	60	20.0	28	1
Isaac Curtis.....	3	20	6.7	14t	1
Bruce Coslet.....	2	14	7.0	9	0
Lenvil Elliott.....	1	9	9.0	9	0
Bob Trumpy.....	1	-7	-7.0	7	0
BENGALS.....	17	201	11.8	37	2
OPPONENTS.....	17	199	11.7	36	3

INTERCEPTIONS	NO	YDS	AVG	LG	TD
Ken Riley.....	1	34	34.0	34	0
BENGALS.....	1	34	34.0	34	0
OPPONENTS.....	0	0	—	—	0

PUNTING	NO	YDS	AVG	NET	TB	IN-20	LG	BLK.
Dave Green.....	6	215	35.8	21.8	1	0	44	0
BENGALS.....	6	215	35.8	21.8	1	0	44	0
OPPONENTS.....	1	38	38.0	31.0	0	0	38	0

PUNT RETURNS	NO	FC	YDS	AVG	LG	TD
Lyle Blackwood.....	1	0	7	7.0	7	0
BENGALS.....	1	0	7	7.0	7	0
OPPONENTS.....	4	0	64	16.0	24	0

KICKOFF RETURNS	NO	YDS	AVG	LG	TD
Bernard Jackson.....	2	43	21.5	25	0
Lenvil Elliott.....	1	18	18.0	18	0
Lemar Parrish.....	1	10	10.0	10	0
BENGALS.....	4	71	17.8	25	0
OPPONENTS.....	5	121	24.2	37	0

FIELD GOALS	1-19	20-29	30-39	40-49	50+
Dave Green.....	0-0	0-0	0-0	0-0	0-0
BENGALS.....	0-0	0-0	0-0	0-0	0-0
OPPONENTS.....	0-0	1-2	0-0	0-1	0-0

Dave Green: (—).
Opponents: (41S, 27G, 21B).

DEFENSE***	ST	AT	TT	SKS-YDS	INT-YDS	PD	*FF	FR-YDS
Jim LeClair.....	13	0	13	0-0	0-0	1	(*NA)	0-0
Bernard Jackson.....	9	0	9	0-0	0-0	1	(*NA)	0-0
Tommy Casanova.....	7	0	7	0-0	0-0	1	(*NA)	0-0
Ron Pritchard.....	7	0	7	0-0	0-0	0	(*NA)	0-0
Ken Riley.....	4	0	4	0-0	1-34	2	(*NA)	0-0
Sherman White.....	4	0	4	0-0	0-0	0	(*NA)	0-0
Al Beauchamp.....	3	0	3	0-0	0-0	0	(*NA)	0-0
Ken Johnson.....	3	0	3	0-0	0-0	0	(*NA)	0-0
Bob Brown.....	2	0	2	1-14	0-0	0	(*NA)	0-0
Ron Carpenter.....	2	0	2	0-0	0-0	0	(*NA)	1-0
Lemar Parrish.....	2	0	2	0-0	0-0	1	(*NA)	0-0
Brad Cousino.....	1	0	1	0-0	0-0	0	(*NA)	0-0
Dave Green.....	1	0	1	0-0	0-0	0	(*NA)	0-0
Bo Harris.....	1	0	1	0-0	0-0	0	(*NA)	0-0
Jack Novak.....	1	0	1	0-0	0-0	0	(*NA)	0-0

BLOCKED KICKS	BP	BFG	BXP
Sherman White.....	0	1	0

* NOTE: Time of possession was not recorded until 1977.

** NOTE: The two-point conversion was not instituted in the NFL until 1994.

*** NOTE: It was not standard practice to separate the three types of defensive statistics — defense, special teams and miscellaneous — until 1988. Thus, the defensive statistics listed above include the combined totals of all three types. All defensive statistics above are press box statistics produced at the games.

^ NOTE: Forced fumbles were not recorded until 1976.

1981 POSTSEASON STATISTICS

POSTSEASON RECORD: 2-1

HEAD COACH: FORREST GREGG
REGULAR-SEASON RECORD: 12-4
 (1ST IN AFC CENTRAL)

DATE	W-L	SCORE	OPPONENT	ATTENDANCE
1-3-82**	W	28-21	BUFFALO	55,420
1-10-82***	W	27-7	SAN DIEGO	46,302
1-24-82#	L	21-26	VS. SAN FRANCISCO	81,270

** AFC Divisional Playoff

*** AFC Championship

Super Bowl XVI (at Pontiac, Mich.)

TEAM STATISTICS	BENGALS	OPPONENTS
TOTAL FIRST DOWNS.....	65	59
Rushing.....	26	31
Passing.....	33	24
Penalty.....	6	4
3rd Down: Made-Att.....	17-34	16-36
3rd Down: Pct.....	50.0	44.4
4th Down: Made-Att.....	1-2	0-0
4th Down: Pct.....	50.0	—
POSSESSION AVG.....	30:28	29:32
TOTAL NET YARDS.....	979	912
Avg. Per Game.....	326.3	304.0
Total Plays.....	180	183
Avg. Per Play.....	5.4	5.0
NET YARDS RUSHING.....	351	389
Avg. Per Game.....	117.0	129.7
Total Rushes.....	93	99
NET YARDS PASSING.....	628	523
Avg. Per Game.....	209.3	174.3
Sacked-Yards Lost.....	9-39	3-21
Gross Yards.....	667	544
Att.-Completions.....	78-54	81-44
Completion Pct.....	69.2	54.3
Had Intercepted.....	2	4
PUNTS-AVG.....	10-40.1	9-41.1
Net Punting Avg.....	36.0	34.2
PENALTY-TIES-YARDS.....	16-126	16-136
FUMBLES-BALLS LOST.....	5-3	6-3
TOUCHDOWNS.....	10	6
Rushing.....	5	3
Passing.....	5	3
Returns.....	0	0

SCORE BY PERIODS	1	2	3	4	OT	PTS
BENGALS.....	24	7	17	28	0	76
OPPONENTS.....	7	27	7	13	0	54

SCORING	TD	TD-R	TD-P	TD-Rt	PAT	FG	S	PTS
Jim Breech.....	0	0	0	0	10-10	2-3	0	16
Charles Alexander.....	2	2	0	0	—	—	0	12
Pete Johnson.....	2	2	0	0	—	—	0	12
Dan Ross.....	2	0	2	0	—	—	0	12
Ken Anderson.....	1	1	0	0	—	—	0	6
Don Bass.....	1	0	1	0	—	—	0	6
Cris Collinsworth.....	1	0	1	0	—	—	0	6
M.L. Harris.....	1	0	1	0	—	—	0	6
BENGALS.....	10	5	5	0	10-10	2-3	0	76
OPPONENTS.....	6	3	3	0	6-6	4-6	0	54

Two-point conversions: *NA.

Fumbles-lost: Cris Collinsworth 2-1, Archie Griffin 1-1, Dan Ross 1-1, Pete Johnson 1-0. BENGALS 5-3, OPPONENTS 6-3.

PASSING	ATT	CMP	YDS	CMP%	YDS/ATT	TD	TD%	INT	INT%	LG	SKD-YDS	RAT
Ken Anderson.....	77	53	653	68.8	8.48	5	6.5	2	2.6	49	9-39	105.6
Jack Thompson.....	1	1	14	100.0	14.00	0	0.0	0	0.0	14	0-0	118.8
BENGALS.....	78	54	667	69.2	8.55	5	6.4	2	2.6	49	9-39	106.1
OPPONENTS.....	81	44	544	54.3	6.72	3	3.7	4	4.9	54	3-21	67.1

RUSHING	ATT	YDS	AVG	LG	TD
Pete Johnson.....	52	161	3.1	11	2
Charles Alexander.....	27	111	4.1	20t	2
Ken Anderson.....	11	69	6.3	13	1
Archie Griffin.....	2	8	4.0	4	0
Cris Collinsworth.....	1	2	2.0	2	0
BENGALS.....	93	351	3.8	20t	5
OPPONENTS.....	99	389	3.9	44t	3

RECEIVING	REC	YDS	AVG	LG	TD
Dan Ross.....	22	244	11.1	19	2
Cris Collinsworth.....	9	159	17.7	49	1
Isaac Curtis.....	6	92	15.3	22	0
Pete Johnson.....	6	45	7.5	14	0
Charles Alexander.....	6	38	6.3	16	0
Steve Kreider.....	3	78	26.0	42	0
M.L. Harris.....	1	8	8.0	8t	1
Don Bass.....	1	3	3.0	3t	1
BENGALS.....	54	667	12.4	49	5
OPPONENTS.....	44	544	12.4	54	3

INTERCEPTIONS	NO	YDS	AVG	LG	TD
Bobby Kemp.....	1	24	24.0	24	0
Bo Harris.....	1	16	16.0	16	0
Louis Breeden.....	1	0	0.0	0	0
Ken Riley.....	1	0	0.0	0	0
BENGALS.....	4	40	10.0	24	0
OPPONENTS.....	2	52	26.0	27	0

PUNTING	NO	YDS	AVG	NET	TB	IN-20	LG	BLK.
Pat McInally.....	10	401	40.1	36.0	1	2	60	0
BENGALS.....	10	401	40.1	36.0	1	2	60	0
OPPONENTS.....	9	370	41.1	34.2	0	0	50	0

PUNT RETURNS	NO	FC	YDS	AVG	LG	TD
Mike Fuller.....	5	2	62	12.4	27	0
BENGALS.....	5	2	62	12.4	27	0
OPPONENTS.....	4	1	21	5.3	7	0

KICKOFF RETURNS	NO	YDS	AVG	LG	TD
David Verser.....	10	186	18.6	40	0
Guy Frazier.....	1	0	0.0	0	0
Archie Griffin.....	1	0	0.0	0	0
BENGALS.....	12	186	15.5	40	0
OPPONENTS.....	14	254	18.1	36	0

FIELD GOALS	1-19	20-29	30-39	40-49	50+
Jim Breech.....	0-0	0-0	2-3	0-0	0-0
BENGALS.....	0-0	0-0	2-3	0-0	0-0
OPPONENTS.....	0-0	3-3	0-1	1-1	0-1

Jim Breech: (33B), (31G, 38G), (—).

Opponents: (—), (37S, 50S), (22G, 26G, 40G, 23G).

DEFENSE**	ST	AT	TT	SKS-YDS	INT-YDS	PD	FF	FR-YDS
Ross Browner.....	20	4	24	1-9	0-0	0	0	1-0
Reggie Williams.....	12	7	19	0-0	0-0	3	1	0-0
Bryan Hicks.....	14	4	18	0-0	0-0	2	1	0-0
Bo Harris.....	13	5	18	1-5	1-16	1	0	0-0
Glenn Cameron.....	9	9	18	0-0	0-0	3	1	0-0
Louis Breeden.....	14	1	15	0-0	1-0	7	0	0-0
Bobby Kemp.....	9	6	15	0-0	1-24	7	0	0-0
Jim LeClair.....	6	6	12	0-0	0-0	3	0	0-0
Eddie Edwards.....	5	3	8	1-7	0-0	0	0	0-0
Ken Riley.....	6	1	7	0-0	1-0	6	0	0-0
Wilson Whitley.....	4	3	7	0-0	0-0	0	0	0-0
Ray Griffin.....	6	0	6	0-0	0-0	1	0	0-0
Tom Dinkel.....	3	3	6	0-0	0-0	0	0	0-0
Rick Razzano.....	4	0	4	0-0	0-0	0	1	0-0
Mike St. Clair.....	2	2	4	0-0	0-0	0	0	0-0
Oliver Davis.....	1	2	3	0-0	0-0	0	0	0-0
Mike Fuller.....	2	0	2	0-0	0-0	0	0	0-0
Guy Frazier.....	1	1	2	0-0	0-0	0	0	0-0
John Simmons.....	1	1	2	0-0	0-0	0	0	1-0
Jim Breech.....	1	0	1	0-0	0-0	0	0	0-0
Jim Hargrove.....	1	0	1	0-0	0-0	0	0	0-0
Max Montoya.....	1	0	1	0-0	0-0	0	1	0-0
David Verser.....	1	0	1	0-0	0-0	0	0	0-0
Mike Wilson.....	1	0	1	0-0	0-0	0	0	0-0
Blair Bush.....	0	1	1	0-0	0-0	0	0	0-0
Don Bass.....	0	0	0	0-0	0-0	1	0	1-0

BLOCKED KICKS	BP	BFG	BXP
(none).....	0	0	0

* NOTE: The two-point conversion was not instituted in the NFL until 1994.

** NOTE: It was not standard practice to separate the three types of defensive statistics — defense, special teams and miscellaneous — until 1988. Thus, the defensive statistics listed above include the combined totals of all three types. All defensive statistics above are press box statistics produced at the games.

1982 POSTSEASON STATISTICS

POSTSEASON RECORD: 0-1

HEAD COACH: FORREST GREGG
REGULAR-SEASON RECORD: 7-2
 (3RD IN AFC)

DATE	W-L	SCORE	OPPONENT	ATTENDANCE
1-9-83+	L	17-44	N.Y. JETS	57,560

+ AFC First-Round Playoff (Super Bowl Tournament)

TEAM STATISTICS		BENGALS	OPPONENTS
TOTAL FIRST DOWNS	23	27
Rushing	12	12
Passing	13	13
Penalty	2	2
3rd Down: Made-Att	7-10	6-9
3rd Down: Pct	70.0	66.7
4th Down: Made-Att	0-0	0-0
4th Down: Pct	—	—
POSSESSION AVG	31:16	28:44
TOTAL NET YARDS	395	517
Avg. Per Game	395.0	517.0
Total Plays	61	63
Avg. Per Play	6.5	8.2
NET YARDS RUSHING	62	234
Avg. Per Game	62.0	234.0
Total Rushes	21	34
NET YARDS PASSING	333	283
Avg. Per Game	333.0	283.0
Sacked-Yards Lost	4-21	0-0
Gross Yards	354	283
Att.-Completions	36-26	29-21
Completion Pct	72.2	72.4
Had Intercepted	3	1
PUNTS-AVG	2-43.0	0-0.0
Net Punting Avg	42.0	—
PENALTIES-YARDS	7-60	12-95
FUMBLES-BALLS LOST	2-1	2-1
TOUCHDOWNS	2	5
Rushing	0	2
Passing	2	2
Returns	0	1

SCORE BY PERIODS	1	2	3	4	OT	PTS
BENGALS	14	0	3	0	17
OPPONENTS	3	17	3	21	44

SCORING	TD	TD-R	TD-P	TD-Rt	PAT	FG	S	PTS
Isaac Curtis.....	1	0	1	0	—	—	0	6
Dan Ross.....	1	0	1	0	—	—	0	6
Jim Breech.....	0	0	0	0	2-2	1-2	0	5
BENGALS.....	2	0	2	0	2-2	1-2	0	17
OPPONENTS.....	5	2	2	1	5-5	3-3	0	44

Two-point conversions: *NA

Fumbles-lost: Archie Griffin 1-1, David Verser 1-0. BENGALS 2-1, OPPONENTS 2-1.

PASSING	ATT	CMP	YDS	CMP%	YDS/ATT	TD	TD%	INT	INT%	LG	SKD-YDS	RAT
Ken Anderson.....	35	26	354	74.3	10.11	2	5.7	3	8.6	53	4-21	89.5
Turk Schonert.....	1	0	0	0.0	0.0	0	0.0	0	0.0	—	0-0	39.6
BENGALS.....	36	26	354	72.2	9.83	2	5.6	3	8.3	53	4-21	87.0
OPPONENTS.....	29	21	283	72.4	9.76	2	6.9	1	3.4	49	0-0	111.7

RUSHING	ATT	YDS	AVG	LG	TD
Pete Johnson.....	9	26	2.9	14	0
Archie Griffin.....	3	17	5.7	8	0
Charles Alexander.....	7	14	2.0	6	0
Ken Anderson.....	2	5	2.5	3	0
BENGALS.....	21	62	3.0	14	0
OPPONENTS.....	34	234	6.9	35	2

RECEIVING	REC	YDS	AVG	LG	TD
Cris Collinsworth.....	7	120	17.1	53	0
Dan Ross.....	6	89	14.8	26	1
Isaac Curtis.....	3	63	21.0	32t	1
Steve Kreider.....	3	41	13.7	17	0
Archie Griffin.....	3	14	4.7	6	0
Pete Johnson.....	3	7	2.3	9	0
M.L. Harris.....	1	20	20.0	20	0
BENGALS.....	26	354	13.6	53	2
OPPONENTS.....	21	283	13.5	49	2

INTERCEPTIONS	NO	YDS	AVG	LG	TD
Ken Riley	1	0	0.0	0	0
BENGALS	1	0	0.0	0	0
OPPONENTS	3	138	46.0	98t	1

PUNTING	NO	YDS	AVG	NET	TB	IN-20	LG	BLK.
Pat McNally	2	86	43.0	42.0	0	0	45	0
BENGALS	2	86	43.0	42.0	0	0	45	0
OPPONENTS	0	0	—	—	0	0	—	0

PUNT RETURNS	NO	FC	YDS	AVG	LG	TD
(none)	0	0	0	—	0
BENGALS	0	0	0	—	0
OPPONENTS	1	1	2.0	2	0

KICKOFF RETURNS	NO	YDS	AVG	LG	TD
David Verser.....	7	116	16.6	21	0
Rodney Tate.....	1	22	22.0	22	0
BENGALS.....	8	138	17.3	22	0
OPPONENTS.....	4	69	17.3	20	0

FIELD GOALS	1-19	20-29	30-39	40-49	50+
Jim Breech.....	0-0	1-1	0-0	0-1	0-0
BENGALS	0-0	1-1	0-0	0-1	0-0
OPPONENTS.....	0-0	1-1	1-1	1-1	0-0

Jim Breech: (20G, 46WR).

Opponents: (32G, 24G, 47G).

DEFENSE**	ST	AT	TT	SKS-YDS	INT-YDS	PD	FF	FR-YDS
Glenn Cameron.....	8	0	8	0-0	0-0	0	0	0-0
Ross Browner.....	6	2	8	0-0	0-0	0	0	0-0
Reggie Williams.....	6	1	7	0-0	0-0	0	0	0-0
Ken Riley.....	5	1	6	0-0	1-0	1	0	0-0
Ray Griffin.....	5	0	5	0-0	0-0	0	0	0-0
Bobby Kemp.....	5	0	5	0-0	0	1	2	0-0
Mike Fuller.....	4	0	4	0-0	0-0	0	0	1-20
Bo Harris.....	4	0	4	0-0	0-0	0	0	0-0
Jim LeClair.....	2	2	4	0-0	0-0	0	0	0-0
Louis Breeden.....	1	2	3	0-0	0-0	0	0	0-0
Eddie Edwards.....	2	0	2	0-0	0-0	0	0	0-0
Bryan Hicks.....	2	0	2	0-0	0-0	0	0	0-0
John Simmons.....	2	0	2	0-0	0-0	0	0	0-0
Oliver Davis.....	1	0	1	0-0	0-0	0	0	0-0
Guy Frazier.....	1	0	1	0-0	0-0	0	0	0-0
Robert Jackson.....	1	0	1	0-0	0-0	0	0	0-0
Anthony Munoz.....	1	0	1	0-0	0-0	0	0	0-0
Dan Ross.....	1	0	1	0-0	0-0	0	0	0-0
David Verser.....	1	0	1	0-0	0-0	0	0	0-0
Wilson Whitley.....	1	0	1	0-0	0	1	0	0-0
Rick Razzano.....	0	1	1	0-0	0-0	0	0	0-0

BLOCKED KICKS	BP	BFG	BXP
(none).....	0	0	0

* NOTE: The two-point conversion was not instituted in the NFL until 1994.

** NOTE: It was not standard practice to separate the three types of defensive statistics — defense, special teams and miscellaneous — until 1988. Thus, the defensive statistics listed above include the combined totals of all three types. All defensive statistics above are press box statistics produced at the games.

1988 POSTSEASON STATISTICS

POSTSEASON RECORD: 2-1

HEAD COACH: SAM WYCHE
REGULAR-SEASON RECORD: 12-4
 (1ST IN AFC CENTRAL)

DATE	W-L	SCORE	OPPONENT	ATTENDANCE
12-31-88**	W	21-13	SEATTLE	58,560
1-8-89***	W	21-10	BUFFALO	59,747
1-22-89##	L	16-20	vs. San Francisco	75,129

** AFC Divisional Playoff

*** AFC Championship

Super Bowl XXIII (at Miami, Fla.)

TEAM STATISTICS

	BENGALS	OPPONENTS
TOTAL FIRST DOWNS.....	58	52
Rushing.....	39	9
Passing.....	16	40
Penalty.....	3	3
3rd Down: Made-Att.....	17-41	6-35
3rd Down: Pct.....	41.5	17.1
4th Down: Made-Att.....	1-3	2-5
4th Down: Pct.....	33.3	40.0
POSSESSION AVG.....	35:50	24:10
TOTAL NET YARDS.....	823	928
Avg. Per Game.....	274.3	309.3
Total Plays.....	199	186
Avg. Per Play.....	4.1	5.0
NET YARDS RUSHING.....	535	179
Avg. Per Game.....	178.3	59.7
Total Rushes.....	125	60
NET YARDS PASSING.....	288	749
Avg. Per Game.....	96.0	249.7
Sacked-Yards Lost.....	10-58	10-68
Gross Yards.....	346	817
Att.-Completions.....	64-29	116-61
Completion Pct.....	45.3	52.6
Had Intercepted.....	3	5
PUNTS-AVG.....	17-42.2	16-42.8
Net Punting Avg.....	37.1	39.8
PENALTIES-YARDS.....	13-139	14-127
FUMBLES-BALLS LOST.....	6-2	5-2
TOUCHDOWNS.....	7	5
Rushing.....	5	1
Passing.....	1	4
Returns.....	1	0

SCORE BY PERIODS

	1	2	3	4	OT	PTS
BENGALS.....	14	24	10	10	0	58
OPPONENTS.....	3	10	3	27	0	43

SCORING

	TD	TD-R	TD-P	TD-Rt	PAT	FG	S	PTS
Ickey Woods.....	3	0	0	0	—	—	0	18
Jim Breech.....	0	0	0	0	7-7	3-3	0	16
Stanley Wilson.....	2	2	0	0	—	—	0	12
James Brooks.....	1	0	1	0	—	—	0	6
Stanford Jennings.....	1	0	0	1	—	—	0	6
BENGALS.....	7	5	1	1	7-7	3-3	0	58
OPPONENTS.....	5	1	4	0	4-5	3-6	0	43

Two-point conversions: *NA.

Fumbles-lost: Boomer Esiason 3-1, Ira Hillary 2-1, Rickey Dixon 1-0. BENGALS 6-2, OPPONENTS 5-2.

PASSING	ATT	CMP	YDS	CMP%	YDS/ATT	TD	TD%	INT	INT%	LG	SKD-YDS	RAT
Boomer Esiason.....	64	29	346	45.3	5.41	1	1.6	3	4.7	30	10-58	48.0
BENGALS.....	64	29	346	45.3	5.41	1	1.6	3	4.7	30	10-58	48.0
OPPONENTS.....	116	61	817	52.6	7.04	4	3.4	5	4.3	44	10-68	68.8

RUSHING	ATT	YDS	AVG	LG	TD
Ickey Woods.....	72	307	4.3	30	3
James Brooks.....	26	102	3.9	26	0
Stanley Wilson.....	12	74	6.2	20	2
Boomer Esiason.....	12	37	3.1	29	0
Stanford Jennings.....	3	15	5.0	8	0
BENGALS.....	125	535	4.3	30	5
OPPONENTS.....	60	179	3.0	13	1

RECEIVING	REC	YDS	AVG	LG	TD
Rodney Holman.....	7	82	11.7	24	0
Cris Collinsworth.....	5	75	15.0	30	0
James Brooks.....	5	62	12.4	20	1
Eddie Brown.....	4	55	13.8	23	0
Tim McGee.....	4	37	9.3	18	0
Jim Riggs.....	3	18	6.0	13	0
Ira Hillary.....	1	17	17.0	17	0
BENGALS.....	29	346	11.9	30	1
OPPONENTS.....	61	817	13.4	44	4

INTERCEPTIONS	NO	YDS	AVG	LG	TD
Eric Thomas.....	2	26	13.0	26	0
David Fulcher.....	1	0	0.0	0	0
Solomon Wilcotts.....	1	0	0.0	0	0
Lewis Billups.....	1	-3	-3.0	-3	0
BENGALS.....	5	23	4.6	26	0
OPPONENTS.....	3	25	8.3	25	0

PUNTING	NO	YDS	AVG	NET	TB	IN-20	LG	BLK.
Lee Johnson.....	17	718	42.2	37.1	0	7	63	0
BENGALS.....	17	718	42.2	37.1	0	7	63	0
OPPONENTS.....	16	684	42.8	39.8	0	2	55	0

PUNT RETURNS	NO	FC	YDS	AVG	LG	TD
Ira Hillary.....	6	1	43	7.2	16	0
Ray Horton.....	1	0	5	5.0	5	0
Rickey Dixon.....	1	0	0	0.0	0	0
BENGALS.....	8	1	48	6.0	16	0
OPPONENTS.....	9	2	88	9.8	45	0

KICKOFF RETURNS	NO	YDS	AVG	LG	TD
Stanford Jennings.....	4	154	38.5	93t	1
Ira Hillary.....	3	24	8.0	13	0
James Brooks.....	2	38	19.0	23	0
BENGALS.....	9	216	24.0	93t	1
OPPONENTS.....	11	200	18.2	26	0

FIELD GOALS	1-19	20-29	30-39	40-49	50+
Jim Breech.....	0-0	0-0	1-1	2-2	0-0
BENGALS.....	0-0	0-0	1-1	2-2	0-0
OPPONENTS.....	0-1	0-0	2-2	1-3	0-0

Jim Breech: (—), (—), (34G, 43G, 40G).

Opponents: (—), (43WL, 39G), (41G, 19WL, 32G, 49WR).

DEFENSE**	ST	AT	TT	SKS-YDS	INT-YDS	PD	FF	FR-YDS
Reggie Williams.....	13	4	17	3-21	0-0	0	0	0-0
Solomon Wilcotts.....	12	2	14	0-0	1-0	2	0	0-0
David Fulcher.....	10	3	13	1-6	1-0	4	1	0-0
Tim Krumrie.....	8	5	13	0-0	0-0	0	1	0-0
Lewis Billups.....	9	3	12	0-0	1-(-3)	7	0	0-0
Eric Thomas.....	10	1	11	0-0	2-26	10	0	0-0
Jason Buck.....	6	5	11	3-19	0-0	0	0	0-0
Barney Bussey.....	8	1	9	0-0	0-0	1	0	0-0
Leon White.....	8	1	9	0-0	0-0	0	0	0-0
Carl Zander.....	7	2	9	0-0	0-0	0	0	0-0
Ray Horton.....	6	2	8	0-0	0-0	0	1	0-0
David Grant.....	5	1	6	2-12	0-0	0	0	0-0
Leo Barker.....	4	1	5	0-0	0-0	0	0	0-0
Rickey Dixon.....	4	1	5	0-0	0-0	1	0	0-0
Joe Kelly.....	2	2	4	0-0	0-0	0	0	0-0
Jim Skow.....	2	1	3	1-10	0-0	0	0	2-0
Skip McClendon.....	2	0	2	0-0	0-0	0	0	0-0
Emmanuel King.....	0	1	1	0-0	0-0	0	0	0-0

SPECIAL TEAMS**	ST	AT	TT	FF	FR-YDS	BP	BFG	BXP
Barney Bussey.....	4	0	4	0	0-0	0	0	0
Leo Barker.....	2	2	4	0	0-0	0	0	0
Carl Parker.....	3	0	3	0	0-0	0	0	0
Ed Brady.....	2	1	3	0	0-0	0	0	0
Jim Riggs.....	2	0	2	0	0-0	0	0	0
Daryl Smith.....	2	0	2	0	0-0	0	0	0
Leon White.....	2	0	2	0	0-0	0	0	0
Ray Horton.....	1	0	1	0	0-0	0	0	0
Stanley Wilson.....	1	0	1	0	0-0	0	0	0
Stanford Jennings.....	0	1	1	0	0-0	0	0	0
Emmanuel King.....	0	1	1	0	0-0	0	0	0

MISCELLANEOUS DEFENSE**

	ST	AT	TT	FF	FR-YDS
Eddie Brown.....	1	0	1	0	0-0
Rodney Holman.....	1	0	1	0	0-0

* NOTE: The two-point conversion was not instituted in the NFL until 1994.

** NOTE: All defensive statistics above are press box statistics produced at the games.

1990 POSTSEASON STATISTICS

POSTSEASON RECORD: 1-1

HEAD COACH: SAM WYCHE
REGULAR-SEASON RECORD: 9-7
 (1ST IN AFC CENTRAL)

DATE	W-L	SCORE	OPPONENT	ATTENDANCE
1-6-91*	W	41-14	HOUSTON	60,012
1-13-91**	L	10-20	at L.A. Raiders	92,045

* AFC Wild Card Playoff
 ** AFC Divisional Playoff

TEAM STATISTICS	BENGALS	OPPONENTS
TOTAL FIRST DOWNS	36	33
Rushing	22	15
Passing	12	18
Penalty	2	0
3rd Down: Made-Att.	9-25	7-20
3rd Down: Pct.	36.0	35.0
4th Down: Made-Att.	2-2	1-2
4th Down: Pct.	100.0	50.0
POSSESSION AVG.	34:01	25:59
TOTAL NET YARDS	531	615
Avg. Per Game	265.5	307.5
Total Plays	117	103
Avg. Per Play	4.5	6.0
NET YARDS RUSHING	311	302
Avg. Per Game	155.5	151.0
Total Rushes	73	45
NET YARDS PASSING	220	313
Avg. Per Game	110.0	156.5
Sacked-Yards Lost	4-46	4-24
Gross Yards	266	337
Att.-Completions	40-23	54-27
Completion Pct.	57.5	50.0
Had Intercepted	0	2
PUNTS-AVG.	8-49.1	8-41.9
Net Punting Avg.	41.8	34.1
PENALTIES-YARDS	5-45	5-33
FUMBLES-BALLS LOST	2-0	2-1
TOUCHDOWNS	6	4
Rushing	3	0
Passing	3	4
Returns	0	0

SCORE BY PERIODS	1	2	3	4	OT	PTS
BENGALS	10	13	14	14	0	51
OPPONENTS	0	7	10	17	0	34

SCORING	TD	TD-R	TD-P	TD-Rt	PAT	FG	S	PTS
Jim Breech	0	0	0	0	6-6	3-3	0	15
Eric Ball	1	1	0	0	—	—	0	6
Boomer Esiason	1	1	0	0	—	—	0	6
Harold Green	0	1	0	0	—	—	0	6
Stanford Jennings	1	0	1	0	—	—	0	6
Eric Kattus	1	0	1	0	—	—	0	6
Ickey Woods	1	1	0	0	—	—	0	6
BENGALS	6	3	3	0	6-6	3-3	0	51
OPPONENTS	4	0	4	0	4-4	2-2	0	34

Two-point conversions: *NA.

Fumbles-lost: David Fulcher 1-0, Stanford Jennings 1-0.
 BENGALS 2-0, OPPONENTS 2-1.

PASSING	ATT	CMP	YDS	CMP%	YDS/ATT	TD	TD%	INT	INT%	LG	SKD-YDS	RAT
Boomer Esiason	35	22	254	62.9	7.26	3	8.6	0	0.0	46	4-46	113.3
Erik Wilhelm	5	1	12	20.0	2.40	0	0.0	0	0.0	12	0-0	39.6
BENGALS	40	23	266	57.5	6.65	3	7.5	0	0.0	46	4-46	102.7
OPPONENTS	54	27	337	50.0	6.24	4	7.4	2	3.7	41t	4-24	79.0

RUSHING	ATT	YDS	AVG	LG	TD
Ickey Woods	17	84	4.9	18	1
Boomer Esiason	7	68	9.7	27	1
Harold Green	11	55	5.0	12	0
Eric Ball	12	47	3.9	14	1
James Brooks	17	43	2.5	14	0
Stanford Jennings	6	16	2.7	10	0
Erik Wilhelm	3	-2	-0.7	0	0
BENGALS	73	311	4.3	27	3
OPPONENTS	45	302	6.7	34	0

RECEIVING	REC	YDS	AVG	LG	TD
Rodney Holman	4	102	25.5	46	0
Eddie Brown	4	32	8.0	15	0
Stanford Jennings	3	23	7.7	12	1
Tim McGee	3	23	7.7	19	0
Ickey Woods	3	18	6.0	9	0
Eric Kattus	2	19	9.5	10	1
Harold Green	2	15	7.5	13	1
James Brooks	1	22	22.0	22	0
Mike Barber	1	12	12.0	12	0
BENGALS	23	266	11.6	46	3
OPPONENTS	27	337	12.5	41t	4

INTERCEPTIONS	NO	YDS	AVG	LG	TD
David Fulcher	2	54	27.0	43	0
BENGALS	2	54	27.0	43	0
OPPONENTS	0	0	—	—	0

PUNTING	NO	YDS	AVG	NET	TB	IN-20	LG	BLK.
Lee Johnson	8	393	49.1	41.8	0	1	64	0
BENGALS	8	393	49.1	41.8	0	1	64	0
OPPONENTS	8	335	41.9	34.1	1	4	52	0

PUNT RETURNS	NO	FC	YDS	AVG	LG	TD
Mitchell Price	3	0	42	14.0	34	0
BENGALS	3	0	42	14.0	34	0
OPPONENTS	4	2	59	14.8	19	0

KICKOFF RETURNS	NO	YDS	AVG	LG	TD
Stanford Jennings	4	86	21.5	30	0
Eric Ball	2	42	21.0	28	0
Eddie Brown	1	12	12.0	12	0
BENGALS	7	140	20.0	30	0
OPPONENTS	7	132	18.9	37	0

FIELD GOALS	1-19	20-29	30-39	40-49	50+
Jim Breech	0-0	2-2	1-1	0-0	0-0
BENGALS	0-0	2-2	1-1	0-0	0-0
OPPONENTS	0-0	1-1	0-0	1-1	0-0

Jim Breech: (27G, 30G), (27G).

Opponents: (—), (49G, 25G).

DEFENSE**	ST	AT	TT	SKS-YDS	INT-YDS	PD	FF	FR-YDS
Barney Bussey	12	0	12	0-0	0-0	0	0	0-0
Eric Thomas	8	1	9	0-0	0-0	1	0	0-0
David Grant	7	2	9	1-5	0-0	2	0	0-0
David Fulcher	5	4	9	0-0	2-54	4	0	0-0
James Francis	6	2	8	0-0	0-0	1	0	1-0
Tim Krumrie	6	1	7	0-0	0-0	0	0	0-0
Kevin Walker	4	1	5	0-0	0-0	0	0	0-0
Carl Zander	4	1	5	1-10	0-0	1	0	0-0
Lewis Billups	4	0	4	0-0	0-0	1	0	0-0
Rod Jones	3	1	4	0-0	0-0	1	0	0-0
Skip McClendon	3	1	4	0-0	0-0	0	0	0-0
Leon White	3	0	3	0-0	0-0	0	0	0-0
Solomon Wilcotts	1	1	2	0-0	0-0	1	0	0-0
Jason Buck	1	0	1	1-3	0-0	0	0	0-0
Carl Carter	1	0	1	0-0	0-0	0	0	0-0
(team)	—	—	—	1-6	—	—	—	—

SPECIAL TEAMS**	ST	AT	TT	FF	FR-YDS	BP	BFG	BXP
Ed Brady	3	0	3	0	0-0	0	0	0
Carl Zander	1	1	2	0	0-0	0	0	0
Eric Ball	1	0	1	0	0-0	0	0	0
Leo Barker	1	0	1	0	0-0	0	0	0
Barney Bussey	1	0	1	0	0-0	0	0	0
Carl Carter	1	0	1	0	0-0	0	0	0
Mitchell Price	1	0	1	0	0-0	0	0	0
Natu Tuatagaloa	1	0	1	0	0-0	0	0	0
Kevin Walker	0	1	1	0	0-0	0	0	0

MISCELLANEOUS DEFENSE**	ST	AT	TT	FF	FR-YDS
(none)	0	0	0	0	0-0

* NOTE: The two-point conversion was not instituted in the NFL until 1994.

** NOTE: All defensive statistics above are press box statistics produced at the games.

2005 POSTSEASON STATISTICS

POSTSEASON RECORD: 0-1

HEAD COACH: MARVIN LEWIS
REGULAR-SEASON RECORD: 11-5
 (1ST IN AFC NORTH)

DATE	W-L	SCORE	OPPONENT	ATTENDANCE
1-8-06*	L	17-31	PITTSBURGH	65,870

* AFC Wild Card Playoff

TEAM STATISTICS	BENGALS	OPPONENTS
TOTAL FIRST DOWNS.....	19	19
Rushing.....	4	9
Passing.....	13	8
Penalty.....	2	2
3rd Down: Made-Att.....	9-16	6-11
3rd Down Pct.	56.3	54.5
4th Down: Made-Att.....	0-1	0-0
4th Down Pct.	0.0	—
POSSESSION AVG.....	31:03	28:57
TOTAL NET YARDS.....	327	346
Avg. Per Game.....	327.0	346.0
Total Plays.....	65	56
Avg. Per Play.....	5.0	6.2
NET YARDS RUSHING.....	84	144
Avg. Per Game.....	84.0	144.0
Total Rushes.....	20	34
NET YARDS PASSING.....	243	202
Avg. Per Game.....	243.0	202.0
Sacked-Yards Lost.....	4-20	1-6
Gross Yards.....	263	208
Att.-Completions.....	41-25	21-14
Completion Pct.	61.0	66.7
Had Intercepted.....	2	0
PUNTS-AVG.....	3-43.7	3-47.0
Net Punting Avg.	36.7	35.3
PENALTIES-YARDS.....	7-90	6-39
FUMBLES-BALLS LOST.....	2-0	0-0
TOUCHDOWNS.....	2	4
Rushing.....	1	1
Passing.....	1	3
Returns.....	0	0

SCORE BY PERIODS	1	2	3	4	OT	PTS
BENGALS.....	10	7	0	0	0	17
OPPONENTS.....	0	14	14	3	0	31

SCORING	TD	TD-R	TD-P	TD-Rt	K-PAT	FG	S	PTS
T.J. Houshmandzadeh...1	0	1	0	—	—	—	0	6
Rudi Johnson.....1	1	0	0	—	—	—	0	6
Shayne Graham.....0	0	0	0	2-2	1-1	0	5	
BENGALS.....2	1	1	0	2-2	1-1	0	17	
OPPONENTS.....4	1	3	0	4-4	1-1	0	31	

Two-point conversions: None. BENGALS 0-0 (0-0 R, 0-0 P),
 OPPONENTS 0-0 (0-0 R, 0-0 P).

Fumbles-lost: Jon Kitna 1-0, Brad St. Louis 1-0. BENGALS 2-0,
 OPPONENTS 0-0.

PASSING	ATT	CMP	YDS	CMP%	YDS/ATT	TD	TD%	INT	INT%	LG	SKD-YDS	RAT
Jon Kitna.....	40	24	197	60.0	4.93	1	2.5	2	5.0	24	4-20	60.1
Carson Palmer.....1	1	66	100.0	66.00	0	0.0	0	0.0	66	0-0	118.8	
BENGALS.....41	25	263	61.0	6.41	1	2.4	2	4.9	66	4-20	67.4	
OPPONENTS.....21	14	208	66.7	9.90	3	14.3	0	0.0	54	1-6	138.5	

RUSHING	ATT	YDS	AVG	LG	TD
Rudi Johnson.....13	56	4.3	20t	1	
Jon Kitna.....4	25	6.3	12	0	
Chris Perry.....2	3	1.5	2	0	
Kyle Larson.....1	0	0.0	0	0	
BENGALS.....20	84	4.2	20t	1	
OPPONENTS.....34	144	4.2	26	1	

RECEIVING	REC	YDS	AVG	LG	TD
Chris Perry.....6	11	1.8	6	0	
Kevin Walter.....5	73	14.6	24	0	
Chad Johnson.....4	59	14.8	24	0	
T.J. Houshmandzadeh.....4	25	6.3	8	1	
Rudi Johnson.....2	14	7.0	11	0	
Matt Schobel.....2	11	5.5	8	0	
Chris Henry.....1	66	66.0	66	0	
Reggie Kelly.....1	4	4.0	4	0	
BENGALS.....25	263	10.5	66	1	
OPPONENTS.....14	208	14.9	54	3	

INTERCEPTIONS	NO	YDS	AVG	LG	TD
(none).....0	0	—	—	0	
BENGALS.....0	0	—	—	0	
OPPONENTS.....2	31	15.5	22	0	

PUNTING	NO	YDS	AVG	NET	TB	IN-20	LG	BLK.
Kyle Larson.....3	131	43.7	36.7	0	0	51	0	
BENGALS.....3	131	43.7	36.7	0	0	51	0	
OPPONENTS.....3	141	47.0	35.3	1	1	49	0	

PUNT RETURNS	NO	FC	YDS	AVG	LG	TD
Keiwan Ratliff.....2	0	15	7.5	8	0	
BENGALS.....2	0	15	7.5	8	0	
OPPONENTS.....2	0	21	10.5	14	0	

KICKOFF RETURNS	NO	YDS	AVG	LG	TD
Tab Perry.....5	119	23.8	32	0	
Kevin Walter.....1	8	8.0	8	0	
BENGALS.....6	127	21.2	32	0	
OPPONENTS.....4	94	23.5	36	0	

FIELD GOALS	1-19	20-29	30-39	40-49	50+
Shayne Graham.....0-0	1-1	0-0	0-0	0-0	0-0
BENGALS.....0-0	1-1	0-0	0-0	0-0	0-0
OPPONENTS.....0-0	1-1	0-0	0-0	0-0	0-0

Shayne Graham: (23G).

Opponents: (21G).

DEFENSE*	ST	AT	TT	SKS-YDS	INT-YDS	PD	FF	FR-YDS
David Pollack.....5	3	8	1-6	0-0	0	0	0-0	
Odell Thurman.....3	5	8	0-0	0-0	0	0	0-0	
Kevin Kaesviharn.....4	2	6	0-0	0-0	0	0	0-0	
Ifeanyi Ohailete.....4	0	4	0-0	0-0	0	0	0-0	
Deltha O'Neal.....4	0	4	0-0	0-0	1	0	0-0	
Tory James.....3	1	4	0-0	0-0	0	0	0-0	
Brian Simmons.....3	1	4	0-0	0-0	0	0	0-0	
Justin Smith.....3	1	4	0-0	0-0	0	0	0-0	
Robert Geathers.....2	0	2	0-0	0-0	1	0	0-0	
Landon Johnson.....0	2	2	0-0	0-0	0	0	0-0	
Bryan Robinson.....1	0	1	0-0	0-0	0	0	0-0	
Rashad Bauman.....0	1	1	0-0	0-0	0	0	0-0	
Hannibal Navies.....0	1	1	0-0	0-0	0	0	0-0	
Shaun Smith.....0	1	1	0-0	0-0	0	0	0-0	

SPECIAL TEAMS*	ST	AT	TT	FF	FR-YDS	BP	BFG	BXP
Tony Stewart.....2	0	2	0	0-0	0	0	0	0
Patrick Body.....1	0	1	0	0-0	0	0	0	0
Shayne Graham.....1	0	1	0	0-0	0	0	0	0
Anthony Mitchell.....1	0	1	0	0-0	0	0	0	0
Marcus Wilkins.....1	0	1	0	0-0	0	0	0	0

MISCELLANEOUS DEFENSE*	ST	AT	TT	FF	FR-YDS
T.J. Houshmandzadeh.....2	0	2	0	0	0-0

* NOTE: All defensive statistics above are press box statistics produced at the games.

2009 POSTSEASON STATISTICS

POSTSEASON RECORD: 0-1

HEAD COACH: MARVIN LEWIS
REGULAR-SEASON RECORD: 10-6
 (1ST IN AFC NORTH)

DATE	W-L	SCORE	OPPONENT	ATTENDANCE
1-9-10*	L	14-24	N.Y. JETS	63,686

* AFC Wild Card Playoff

TEAM STATISTICS	BENGALS	OPPONENTS
TOTAL FIRST DOWNS.....	18	15
Rushing.....	6	7
Passing.....	7	8
Penalty.....	5	0
3rd Down: Made-Att.....	5-14	3-12
3rd Down Pct.....	35.7	25.0
4th Down: Made-Att.....	0-1	0-0
4th Down Pct.....	0.0	—
POSSESSION AVG.....	26:58	33:02
TOTAL NET YARDS.....	281	353
Avg. Per Game.....	281.0	353.0
Total Plays.....	61	56
Avg. Per Play.....	4.6	6.3
NET YARDS RUSHING.....	171	171
Avg. Per Game.....	171.0	171.0
Total Rushes.....	22	41
NET YARDS PASSING.....	110	182
Avg. Per Game.....	110.0	182.0
Sacked-Yards Lost.....	3-36	0-0
Gross Yards.....	146	182
Att.-Completions.....	36-18	15-12
Completion Pct.....	50.0	80.0
Had Intercepted.....	1	0
PUNTS-AVG.....	4-48.0	7-31.4
Net Punting Avg.....	36.5	28.1
PENALTIES-YARDS.....	6-55	9-76
FUMBLES-BALLS LOST.....	2-1	0-0
TOUCHDOWNS.....	2	3
Rushing.....	1	2
Passing.....	1	1
Returns.....	0	0

SCORE BY PERIODS	1	2	3	4	OT	PTS
BENGALS.....	7	0	0	7	0	14
OPPONENTS.....	0	14	7	3	0	24

SCORING	TD	TD-R	TD-P	TD-Rt	K-PAT	FG	S	PTS
Cedric Benson.....	1	1	0	0	—	—	0	6
Laveranues Coles.....	1	0	1	0	—	—	0	6
Shayne Graham.....	0	0	0	0	2-2	0-2	0	2
BENGALS.....	2	1	1	0	2-2	0-2	0	14
OPPONENTS.....	3	2	1	0	3-3	1-1	0	24

Two-point conversions: BENGALS 0-0 (0-0 R, 0-0 P),
 OPPONENTS 0-0 (0-0 R, 0-0 P).

Fumbles-lost: Laveranues Coles 1-1, Carson Palmer 1-0.
 BENGALS 2-1, OPPONENTS 0-0.

PASSING	ATT	CMP	YDS	CMP%	YDS/ATT	TD	TD%	INT	INT%	LG	SKD-YDS	RAT
Carson Palmer.....	36	18	146	50.0	4.06	1	2.8	1	2.8	19	3-36	58.3
BENGALS.....	36	18	146	50.0	4.06	1	2.8	1	2.8	19	3-36	58.3
OPPONENTS.....	15	12	182	80.0	12.13	1	6.7	0	0.0	45t	0-0	139.4

RUSHING	ATT	YDS	AVG	LG	TD
Cedric Benson.....	21	169	8.0	47t	1
Carson Palmer.....	1	2	2.0	2	0
BENGALS.....	22	171	7.8	47t	1
OPPONENTS.....	41	171	4.2	39t	2

RECEIVING	REC	YDS	AVG	LG	TD
Laveranues Coles.....	6	48	8.0	13	1
Quan Cosby.....	3	26	8.7	14	0
Cedric Benson.....	3	12	4.0	5	0
Chad Johnson.....	2	28	14.0	19	0
Andre Caldwell.....	2	25	12.5	13	0
Brian Leonard.....	2	7	3.5	6	0
BENGALS.....	18	146	8.1	19	1
OPPONENTS.....	12	182	15.2	45t	1

INTERCEPTIONS	NO	YDS	AVG	LG	TD
(none).....	0	0	—	—	0
BENGALS.....	0	0	—	—	0
OPPONENTS.....	1	20	20.0	20	0

PUNTING	NO	YDS	AVG	NET	TB	IN-20	LG	BLK.
Kevin Huber.....	4	192	48.0	36.5	1	0	56	0
BENGALS.....	4	192	48.0	36.5	1	0	56	0
OPPONENTS.....	7	220	31.4	28.1	0	3	37	0

PUNT RETURNS	NO	FC	YDS	AVG	LG	TD
Rico Murray.....	1	0	23	23.0	23	0
Quan Cosby.....	0	3	0	—	—	0
BENGALS.....	1	3	23	23.0	23	0
OPPONENTS.....	2	1	26	13.0	15	0

KICKOFF RETURNS	NO	YDS	AVG	LG	TD
Brian Leonard.....	3	54	18.0	25	0
Bernard Scott.....	2	74	37.0	56	0
BENGALS.....	5	128	25.6	56	0
OPPONENTS.....	3	56	18.7	31	0

FIELD GOALS	1-19	20-29	30-39	40-49	50+
Shayne Graham.....	0-0	0-1	0-1	0-0	0-0
BENGALS.....	0-0	0-1	0-1	0-0	0-0
OPPONENTS.....	0-0	1-1	0-0	0-0	0-0

Shayne Graham: (35WL, 28WR).

Opponents: (20G).

DEFENSE*	ST	AT	TT	SKS-YDS	INT-YDS	PD	FF	FR-YDS
Chinedum Ndukwe.....	7	3	10	0-0	0-0	0	0	0-0
Dhani Jones.....	4	3	7	0-0	0-0	0	0	0-0
Leon Hall.....	4	2	6	0-0	0-0	0	0	0-0
Johnathan Joseph.....	3	2	5	0-0	0-0	0	0	0-0
Tank Johnson.....	2	3	5	0-0	0-0	0	0	0-0
Jonathan Fanene.....	4	0	4	0-0	0-0	0	0	0-0
Chris Crocker.....	3	1	4	0-0	0-0	0	0	0-0
Keith Rivers.....	3	1	4	0-0	0-0	0	0	0-0
Brandon Johnson.....	1	3	4	0-0	0-0	2	0	0-0
Domata Peko.....	1	3	4	0-0	0-0	0	0	0-0
Robert Geathers.....	1	2	3	0-0	0-0	0	0	0-0
Morgan Trent.....	1	1	2	0-0	0-0	0	0	0-0

SPECIAL TEAMS*	ST	AT	TT	FF	FR-YDS	BP	BFG	BXP
Michael Johnson.....	1	1	2	0	0-0	0	0	0
Keith Rivers.....	1	0	1	0	0-0	0	0	0
Dan Skuta.....	1	0	1	0	0-0	0	0	0
Brandon Johnson.....	0	1	1	0	0-0	0	0	0
Brian Leonard.....	0	1	1	0	0-0	0	0	0
Morgan Trent.....	0	1	1	0	0-0	0	0	0

MISCELLANEOUS DEFENSE*	ST	AT	TT	FF	FR-YDS
J.P. Foschi.....	1	0	1	0	0-0
Dennis Roland.....	1	0	1	0	0-0

* NOTE: All defensive statistics above are press box statistics produced at the games.

2011 POSTSEASON STATISTICS

POSTSEASON RECORD: 0-1

HEAD COACH: MARVIN LEWIS
REGULAR-SEASON RECORD: 9-7
 (3RD IN AFC NORTH; WILD CARD QUALIFIER)

DATE	W-L	SCORE	OPPONENT	ATTENDANCE
1-7-12*	L	10-31	at Houston	71,725

* AFC Wild Card Playoff

TEAM STATISTICS	BENGALS	OPPONENTS
TOTAL FIRST DOWNS.....	21	19
Rushing.....	8	9
Passing.....	11	9
Penalty.....	2	1
3rd Down: Made-Att.....	6-13	6-12
3rd Down Pct.....	46.2	50.0
4th Down: Made-Att.....	0-2	0-0
4th Down Pct.....	0.0	—
POSSESSION AVG.....	30:17	29:43
TOTAL NET YARDS.....	300	340
Avg. Per Game.....	300.0	340.0
Total Plays.....	65	57
Avg. Per Play.....	4.6	6.0
NET YARDS RUSHING.....	76	188
Avg. Per Game.....	76.0	188.0
Total Rushes.....	19	35
NET YARDS PASSING.....	224	152
Avg. Per Game.....	224.0	152.0
Sacked-Yards Lost.....	4-33	2-7
Gross Yards.....	257	159
Att.-Completions.....	42-27	20-11
Completion Pct.....	64.3	55.0
Had Intercepted.....	3	0
PUNTS-AVG.....	3-48.3	5-50.2
Net Punting Avg.....	44.3	42.2
PENALTIES-YARDS.....	3-25	5-87
FUMBLES-BALLS LOST.....	1-0	0-0
TOUCHDOWNS.....	1	4
Rushing.....	1	2
Passing.....	0	1
Returns.....	0	1

SCORE BY PERIODS	1	2	3	4	OT	PTS
BENGALS.....	7	3	0	0	0	10
OPPONENTS.....	7	10	7	7	0	31

SCORING	TD	TD-R	TD-P	TD-Rt	K-PAT	FG	S	PTS
Cedric Benson.....	1	1	0	0	—	—	0	6
Mike Nugent.....	0	0	0	0	1-1	1-2	0	4
BENGALS.....	1	1	0	0	1-1	1-2	0	10
OPPONENTS.....	4	2	1	1	4-4	1-1	0	31

Two-point conversions: None. BENGALS 0-0 (0-0 R, 0-0 P),
 OPPONENTS 0-0 (0-0 R, 0-0 P).

Fumbles-lost: Andy Dalton 1-0, BENGALS 1-0, OPPONENTS 0-0.

PASSING	ATT	CMP	YDS	CMP%	YDS/ATT	TD	TD%	INT	INT%	LG	SKD-YDS	RAT
Andy Dalton.....	42	27	257	64.3	6.12	0	0.0	3	7.1	36	4-33	51.4
BENGALS.....	42	27	257	64.3	6.12	0	0.0	3	7.1	36	4-33	51.4
OPPONENTS.....	20	11	159	55.0	7.95	1	5.0	0	0.0	40t	2-7	97.7

RUSHING	ATT	YDS	AVG	LG	TD
Brian Leonard.....	3	34	11.3	19	0
Andy Dalton.....	3	17	5.7	15	0
Cedric Benson.....	7	14	2.0	7	1
Bernard Scott.....	6	11	1.8	4	0
BENGALS.....	19	76	4.0	19	1
OPPONENTS.....	35	188	5.4	42t	2

RECEIVING	REC	YDS	AVG	LG	TD
Brian Leonard.....	6	36	6.0	16	0
A.J. Green.....	5	47	9.4	21	0
Jermaine Gresham.....	5	46	9.2	16	0
Jerome Simpson.....	3	33	11.0	16	0
Bernard Scott.....	3	29	9.7	11	0
Ryan Whalen.....	2	24	12.0	20	0
Donald Lee.....	1	36	36.0	36	0
Andrew Hawkins.....	1	8	8.0	8	0
Cedric Benson.....	1	-2	-2.0	-2	0
BENGALS.....	27	257	9.5	36	0
OPPONENTS.....	11	159	14.5	40t	1

INTERCEPTIONS	NO	YDS	AVG	LG	TD
(none).....	0	0	—	—	0
BENGALS.....	0	0	—	—	0
OPPONENTS.....	3	28	9.3	29t	1

PUNTING	NO	YDS	AVG	NET	TB	IN-20	LG	BLK.
Kevin Huber.....	3	145	48.3	44.3	0	1	55	0
BENGALS.....	3	145	48.3	44.3	0	1	55	0
OPPONENTS.....	5	251	50.2	42.2	1	2	56	0

PUNT RETURNS	NO	FC	YDS	AVG	LG	TD
Brandon Tate.....	3	1	20	6.7	8	0
BENGALS.....	3	1	20	6.7	8	0
OPPONENTS.....	3	0	12	4.0	7	0

KICKOFF RETURNS	NO	YDS	AVG	LG	TD
Brandon Tate.....	1	22	22.0	22	0
BENGALS.....	1	22	22.0	22	0
OPPONENTS.....	0	0	—	—	0

FIELD GOALS	1-19	20-29	30-39	40-49	50+
Mike Nugent.....	0-0	0-0	1-1	0-0	0-1
BENGALS.....	0-0	0-0	1-1	0-0	0-1
OPPONENTS.....	0-0	0-0	1-1	0-0	0-0

Mike Nugent: (50WR, 37G).

Opponents: (39G).

DEFENSE*	ST	AT	TT	SKS-YDS	INT-YDS	PD	FF	FR-YDS
Thomas Howard.....	6	0	6	0-0	0-0	0	0	0-0
Jonathan Fanene.....	5	1	6	0-0	0-0	1	0	0-0
Reggie Nelson.....	5	1	6	1-7	0-0	0	0	0-0
Manny Lawson.....	4	1	5	0-0	0-0	0	0	0-0
Adam Jones.....	4	0	4	0-0	0-0	0	0	0-0
Domata Peko.....	4	0	4	0-0	0-0	0	0	0-0
Geno Atkins.....	3	1	4	1-0	0-0	0	0	0-0
Nate Clements.....	3	0	3	0-0	0-0	1	0	0-0
Robert Geathers.....	2	1	3	0-0	0-0	0	0	0-0
Rey Mauluga.....	1	2	3	0-0	0-0	0	0	0-0
Chris Crocker.....	2	0	2	0-0	0-0	1	0	0-0
Kelly Jennings.....	2	0	2	0-0	0-0	0	0	0-0
Frostee Rucker.....	1	1	2	0-0	0-0	0	0	0-0
Carlos Dunlap.....	1	0	1	0-0	0-0	0	0	0-0
Dan Skuta.....	1	0	1	0-0	0-0	0	0	0-0

SPECIAL TEAMS*	ST	AT	TT	FF	FR-YDS	BP	BFG	BXP
Clark Harris.....	1	0	1	0	0-0	0	0	0
Jerome Miles.....	1	0	1	0	0-0	0	0	0
Gibril Wilson.....	1	0	1	0	0-0	0	0	0

MISCELLANEOUS DEFENSE*	ST	AT	TT	FF	FR-YDS
(none).....	0	0	0	0	0-0

* NOTE: All defensive statistics above are press box statistics produced at the games.

2012 POSTSEASON STATISTICS

POSTSEASON RECORD: 0-1

HEAD COACH: MARVIN LEWIS
REGULAR-SEASON RECORD: 10-6
 (2ND IN AFC NORTH; WILD CARD QUALIFIER)

DATE	W-L	SCORE	OPPONENT	ATTENDANCE
1-5-13*	L	13-19	at Houston	71,738

* AFC Wild Card Playoff

TEAM STATISTICS	BENGALS	OPPONENTS
TOTAL FIRST DOWNS.....	12	24
Rushing.....	5	8
Passing.....	5	13
Penalty.....	2	3
3rd Down: Made-Att.....	0-9	8-17
3rd Down Pct.....	0.0	47.1
4th Down: Made-Att.....	1-2	0-1
4th Down Pct.....	0.0	0.0
POSSESSION AVG.....	21:11	38:49
TOTAL NET YARDS.....	198	420
Avg. Per Game.....	198.0	420.0
Total Plays.....	48	77
Avg. Per Play.....	4.1	5.5
NET YARDS RUSHING.....	80	158
Avg. Per Game.....	80.0	158.0
Total Rushes.....	16	39
NET YARDS PASSING.....	118	262
Avg. Per Game.....	118.0	262.0
Sacked-Yards Lost.....	2-9	0-0
Gross Yards.....	127	262
Att.-Completions.....	30-14	38-29
Completion Pct.....	46.7	76.3
Had Intercepted.....	1	1
PUNTS-AVG.....	5-46.6	3-42.0
Net Punting Avg.....	43.8	38.0
PENALTIES-YARDS.....	5-51	7-55
FUMBLES-BALLS LOST.....	1-0	0-0
TOUCHDOWNS.....	1	1
Rushing.....	0	1
Passing.....	0	0
Returns.....	1	0

SCORE BY PERIODS	1	2	3	4	OT	PTS
BENGALS.....	0	7	3	3	0	13
OPPONENTS.....	3	6	7	3	0	19

SCORING	TD	TD-R	TD-P	TD-Rt	K-PAT	FG	S	PTS
Josh Brown.....	0	0	0	0	1-1	2-2	0	7
Leon Hall.....	1	0	0	1	—	—	0	6
BENGALS.....	1	0	0	1	1-1	2-2	0	13
OPPONENTS.....	1	1	0	0	1-1	4-4	0	19

Two-point conversions: None. BENGALS 0-0 (0-0 R, 0-0 P),
 OPPONENTS 0-0 (0-0 R, 0-0 P).

Fumbles-lost: Brandon Tate 1-0. BENGALS 1-0, OPPONENTS 0-0.

PASSING	ATT	CMP	YDS	CMP%	YDS/ATT	TD	TD%	INT	INT%	LG	SKD-YDS	RAT
Andy Dalton.....	30	14	127	46.7	4.23	0	0.0	1	3.3	45	2-9	44.7
BENGALS.....	30	14	127	46.7	4.23	0	0.0	1	3.3	45	2-9	44.7
OPPONENTS.....	38	29	262	76.3	6.89	0	0.0	1	2.6	22	0-0	83.4

RUSHING	ATT	YDS	AVG	LG	TD
BenJarvus Green-Ellis.....	11	63	5.7	29	0
Andy Dalton.....	4	15	3.8	12	0
Brian Leonard.....	1	2	2.0	2	0
BENGALS.....	16	80	5.0	29	0
OPPONENTS.....	39	158	4.1	17	1

RECEIVING	REC	YDS	AVG	LG	TD
A.J. Green.....	5	80	16.0	45	0
Marvin Jones.....	3	34	11.3	15	0
Andrew Hawkins.....	2	15	7.5	8	0
Jermaine Gresham.....	2	7	3.5	6	0
BenJarvus Green-Ellis.....	2	-9	-4.5	-3	0
BENGALS.....	14	127	9.1	45	0
OPPONENTS.....	29	262	9.0	22	0

INTERCEPTIONS	NO	YDS	AVG	LG	TD
Leon Hall.....	1	21	21.0	21t	1
BENGALS.....	1	21	21.0	21t	1
OPPONENTS.....	1	14	14.0	14	0

PUNTING	NO	YDS	AVG	NET	TB	IN-20	LG	BLK
Kevin Huber.....	5	233	46.6	43.8	0	3	53	0
BENGALS.....	5	233	46.6	43.8	0	3	53	0
OPPONENTS.....	3	126	42.0	38.0	0	1	48	0

PUNT RETURNS	NO	FC	YDS	AVG	LG	TD
Brandon Tate.....	2	0	12	6.0	12	0
Adam Jones.....	1	0	0	0.0	0	0
BENGALS.....	3	0	12	4.0	12	0
OPPONENTS.....	2	3	14	7.0	11	0

KICKOFF RETURNS	NO	YDS	AVG	LG	TD
Adam Jones.....	4	103	25.8	34	0
Cedric Peerman.....	1	10	10.0	10	0
Brandon Tate.....	1	43	43.0	43	0
BENGALS.....	6	156	26.0	43	0
OPPONENTS.....	2	47	23.5	26	0

FIELD GOALS	1-19	20-29	30-39	40-49	50+
Josh Brown.....	0-0	0-0	1-1	1-1	0-0
BENGALS.....	0-0	0-0	1-1	1-1	0-0
OPPONENTS.....	0-0	3-3	0-0	1-1	0-0

Josh Brown: (34G, 47G).

Opponents: (48G, 27G, 22G, 24G).

DEFENSE*	ST	AT	TT	SKS-YDS	INT-YDS	PD	FF	FR-YDS
Reggie Nelson.....	9	1	10	0-0	0-0	0	0	0-0
Rey Mauluga.....	6	4	10	0-0	0-0	0	0	0-0
Nate Clements.....	8	1	9	0-0	0-0	0	0	0-0
Terence Newman.....	7	0	7	0-0	0-0	1	0	0-0
Vontaze Burfict.....	4	2	6	0-0	0-0	0	0	0-0
Leon Hall.....	4	0	4	0-0	1-21	1	0	0-0
Pat Sims.....	4	0	4	0-0	0-0	0	0	0-0
Domata Peko.....	3	1	4	0-0	0-0	0	0	0-0
Robert Geathers.....	2	2	4	0-0	0-0	0	0	0-0
Carlos Dunlap.....	2	1	3	0-0	0-0	0	0	0-0
Geno Atkins.....	1	2	3	0-0	0-0	0	0	0-0
Manny Lawson.....	2	0	2	0-0	0-0	0	0	0-0
Michael Johnson.....	1	1	2	0-0	0-0	0	0	0-0
Emmanuel Lamur.....	1	1	2	0-0	0-0	0	0	0-0
Adam Jones.....	1	0	1	0-0	0-0	1	0	0-0
Dan Skuta.....	1	0	1	0-0	0-0	0	0	0-0
Wallace Gilberry.....	0	1	1	0-0	0-0	0	0	0-0

SPECIAL TEAMS*	ST	AT	TT	FF	FR-YDS	BP	BFG	BXP
Ryan Whalen.....	2	0	2	0	0-0	0	0	0
Clark Harris.....	1	0	1	0	0-0	0	0	0
Cedric Peerman.....	1	0	1	0	0-0	0	0	0

MISCELLANEOUS DEFENSE*	ST	AT	TT	FF	FR-YDS
Clint Boling.....	1	0	1	0	0-0

* NOTE: All defensive statistics above are press box statistics produced at the games.

2013 POSTSEASON STATISTICS

POSTSEASON RECORD: 0-1

HEAD COACH: MARVIN LEWIS
REGULAR-SEASON RECORD: 11-5
 (1ST IN AFC NORTH)

DATE	W-L	SCORE	OPPONENT	ATTENDANCE
1-5-14*	L	10-27	SAN DIEGO	62,277

* AFC Wild Card Playoff

TEAM STATISTICS	BENGALS	OPPONENTS
TOTAL FIRST DOWNS.....	27	16
Rushing.....	6	6
Passing.....	20	9
Penalty.....	1	1
3rd Down: Made-Att.....	3-12	4-12
3rd Down Pct.	25.0	33.3
4th Down: Made-Att.....	1-3	0-0
4th Down Pct.	33.3	0.0
POSSESSION AVG.....	30:32	29:28
TOTAL NET YARDS.....	439	318
Avg. Per Game.....	439.0	318.0
Total Plays.....	79	57
Avg. Per Play.....	5.6	5.6
NET YARDS RUSHING.....	113	196
Avg. Per Game.....	113.0	196.0
Total Rushes.....	25	40
NET YARDS PASSING.....	326	122
Avg. Per Game.....	326.0	122.0
Sacked-Yards Lost.....	3-8	1-6
Gross Yards.....	334	128
Att.-Completions.....	51-29	16-12
Completion Pct.	56.9	75.0
Had Intercepted.....	2	0
PUNTS-AVG.....	3-39.3	6-43.2
Net Punting Avg.	32.7	42.2
PENALTIES-YARDS.....	4-38	5-28
FUMBLES-BALLS LOST.....	3-2	0-0
TOUCHDOWNS.....	1	3
Rushing.....	0	2
Passing.....	1	1
Returns.....	0	0

SCORE BY PERIODS	1	2	3	4	OT	PTS
BENGALS.....	0	10	0	0	0	10
OPPONENTS.....	7	0	10	10	0	27

SCORING	TD	TD-R	TD-P	TD-Rt	K-PAT	FG	S	PTS
Jermaine Gresham.....	1	0	1	0	—	—	0	6
Mike Nugent.....	0	0	0	0	1-1	1-1	0	4
BENGALS.....	1	0	1	0	1-1	1-1	0	10
OPPONENTS.....	3	2	1	0	3-3	2-2	0	27

Two-point conversions: None. BENGALS 0-0 (0-0 R, 0-0 P),
 OPPONENTS 0-0 (0-0 R, 0-0 P).

Fumbles-lost: Andy Dalton 2-1, Giovani Bernard 1-1. BENGALS 3-2,
 OPPONENTS 0-0.

PASSING	ATT	CMP	YDS	CMP%	YDS/ATT	TD	TD%	INT	INT%	LG	SKD-YDS	RAT
Andy Dalton.....	51	29	334	56.9	6.55	1	2.0	2	3.9	49	3-8	67.0
BENGALS.....	51	29	334	56.9	6.55	1	2.0	2	3.9	49	3-8	67.0
OPPONENTS.....	16	12	128	75.0	8.00	1	6.3	0	0.0	33	1-6	118.8

RUSHING	ATT	YDS	AVG	LG	TD
Giovani Bernard.....	12	45	3.8	12	0
BenJarvus Green-Ellis.....	8	42	5.3	12	0
Andy Dalton.....	5	26	5.2	12	0
BENGALS.....	25	113	4.5	12	0
OPPONENTS.....	40	196	4.9	58t	2

RECEIVING	REC	YDS	AVG	LG	TD
Marvin Jones.....	8	130	16.3	49	0
Giovani Bernard.....	7	73	10.4	17	0
Jermaine Gresham.....	7	64	9.1	13	1
A.J. Green.....	3	34	11.3	14	0
Andrew Hawkins.....	3	20	6.7	10	0
Mohamed Sanu.....	1	13	13.0	13	0
BENGALS.....	29	334	11.5	49	1
OPPONENTS.....	12	128	10.7	33	1

INTERCEPTIONS	NO	YDS	AVG	LG	TD
(none).....	0	0	—	—	0
BENGALS.....	0	0	—	—	0
OPPONENTS.....	2	33	16.5	30	0

PUNTING	NO	YDS	AVG	NET	TB	IN-20	LG	BLK.
Zoltan Mesko.....	3	118	39.3	32.7	1	2	50	0
BENGALS.....	3	118	39.3	32.7	1	2	50	0
OPPONENTS.....	6	259	43.2	42.2	0	2	51	0

PUNT RETURNS	NO	FC	YDS	AVG	LG	TD
Brandon Tate.....	3	3	6	2.0	12	0
BENGALS.....	3	3	6	2.0	12	0
OPPONENTS.....	0	2	0	—	—	0

KICKOFF RETURNS	NO	YDS	AVG	LG	TD
Brandon Tate.....	5	128	25.6	33	0
Cedric Peerman.....	1	23	23.0	23	0
BENGALS.....	6	151	25.2	33	0
OPPONENTS.....	1	23	23.0	23	0

FIELD GOALS	1-19	20-29	30-39	40-49	50+
Mike Nugent.....	0-0	0-0	0-0	1-1	0-0
BENGALS.....	0-0	0-0	0-0	1-1	0-0
OPPONENTS.....	0-0	2-2	0-0	0-0	0-0

Mike Nugent: (46G).
Opponents: (25G, 23G).

DEFENSE*	ST	AT	TT	SKS-YDS	INT-YDS	PD	FF	FR-YDS
Rey Mauluga.....	12	3	15	0-0	0-0	0	0	0-0
Adam Jones.....	7	0	7	0-0	0-0	0	0	0-0
Vontaze Burfict.....	2	5	7	0.5-3	0-0	0	0	0-0
Brandon Thompson.....	3	2	5	0-0	0-0	0	0	0-0
Reggie Nelson.....	4	0	4	0-0	0-0	0	0	0-0
Carlos Dunlap.....	2	2	4	0-0	0-0	0	0	0-0
James Harrison.....	3	0	3	0-0	0-0	0	0	0-0
Wallace Gilberry.....	2	1	3	0-0	0-0	0	0	0-0
George Iloka.....	2	0	2	0-0	0-0	0	0	0-0
Dre Kirkpatrick.....	2	0	2	0-0	0-0	0	0	0-0
Domata Peko.....	2	0	2	0-0	0-0	0	0	0-0
Chris Crocker.....	1	1	2	0.5-3	0-0	0	0	0-0
Michael Johnson.....	1	0	1	0-0	0-0	0	0	0-0

SPECIAL TEAMS*	ST	AT	TT	FF	FR-YDS	BP	BFG	BXP
Vincent Rey.....	1	0	1	0	0-0	0	0	0

MISCELLANEOUS DEFENSE*	ST	AT	TT	FF	FR-YDS
Giovani Bernard.....	1	0	1	0	0-0
Tyler Eifert.....	1	0	1	0	0-0
Marvin Jones.....	1	0	1	0	0-0
Mohamed Sanu.....	1	0	1	0	0-0

* NOTE: All defensive statistics above are press box statistics produced at the games.

2014 POSTSEASON STATISTICS

POSTSEASON RECORD: 0-1

HEAD COACH: MARVIN LEWIS
REGULAR-SEASON RECORD: 10-5-1
 (2ND IN AFC NORTH; WILD CARD QUALIFIER)

DATE	W-L	SCORE	OPPONENT	ATTENDANCE
1-4-15*	L	10-26	at Indianapolis	63,385

* AFC Wild Card Playoff

TEAM STATISTICS	BENGALS	OPPONENTS
TOTAL FIRST DOWNS.....	14	22
Rushing.....	6	6
Passing.....	7	15
Penalty.....	1	1
3rd Down: Made-Att.....	6-15	6-14
3rd Down Pct.....	40.0	42.9
4th Down: Made-Att.....	0-0	0-0
4th Down Pct.....	0.0	0.0
POSSESSION AVG.....	25:50	34:10
TOTAL NET YARDS.....	254	482
Avg. Per Game.....	254.0	482.0
Total Plays.....	59	70
Avg. Per Play.....	4.3	6.9
NET YARDS RUSHING.....	110	114
Avg. Per Game.....	110.0	114.0
Total Rushes.....	21	25
NET YARDS PASSING.....	144	368
Avg. Per Game.....	144.0	368.0
Sacked-Yards Lost.....	3-11	1-8
Gross Yards.....	155	376
Att.-Completions.....	35-18	44-31
Completion Pct.....	51.4	70.5
Had Intercepted.....	0	0
PUNTS-AVG.....	8-47.5	4-51.5
Net Punting Avg.....	43.1	36.5
PENALTIES-YARDS.....	6-45	9-66
FUMBLES-BALLS LOST.....	1-1	2-1
TOUCHDOWNS.....	1	2
Rushing.....	1	1
Passing.....	0	1
Returns.....	0	0

SCORE BY PERIODS	1	2	3	4	OT	PTS
BENGALS.....	7	3	0	0	0	10
OPPONENTS.....	7	6	10	3	0	26

SCORING	TD	TD-R	TD-P	TD-Rt	K-PAT	FG	S	PTS
Jeremy Hill.....	1	1	0	0	—	—	0	6
Mike Nugent.....	0	0	0	0	1-1	1-1	0	4
BENGALS.....	1	1	0	0	1-1	1-1	0	10
OPPONENTS.....	2	1	1	0	2-2	4-4	0	26

Two-point conversions: None. BENGALS 0-0 (0-0 R, 0-0 P),
 OPPONENTS 0-0 (0-0 R, 0-0 P).

Fumbles-lost: Andy Dalton 1-1. BENGALS 1-1, OPPONENTS 2-1.

PASSING	ATT	CMP	YDS	CMP%	YDS/ATT	TD	TD%	INT	INT%	LG	SKD-YDS	RAT
Andy Dalton.....	35	18	155	51.4	4.43	0	0.0	0	0.0	26	3-11	63.4
BENGALS.....	35	18	155	51.4	4.43	0	0.0	0	0.0	26	3-11	63.4
OPPONENTS.....	44	31	376	70.5	8.55	1	2.3	0	0.0	45	1-8	104.0

RUSHING	ATT	YDS	AVG	LG	TD
Jeremy Hill.....	13	47	3.6	18	1
Andy Dalton.....	4	34	8.5	16	0
Rex Burkhead.....	1	23	23.0	23	0
Giovani Bernard.....	3	6	2.0	6	0
BENGALS.....	21	110	5.2	23	1
OPPONENTS.....	25	114	4.6	27	1

RECEIVING	REC	YDS	AVG	LG	TD
Giovani Bernard.....	8	46	5.8	13	0
Ryan Hewitt.....	3	37	12.3	14	0
Rex Burkhead.....	3	34	11.3	26	0
Mohamed Sanu.....	3	31	10.3	11	0
Kevin Brock.....	1	7	7.0	7	0
BENGALS.....	18	155	8.6	26	0
OPPONENTS.....	31	376	12.1	45	1

INTERCEPTIONS	NO	YDS	AVG	LG	TD
(none).....	0	0	—	—	0
BENGALS.....	0	0	—	—	0
OPPONENTS.....	0	0	—	—	0

PUNTING	NO	YDS	AVG	NET	TB	IN-20	LG	BLK
Kevin Huber.....	8	380	47.5	43.1	0	3	62	0
BENGALS.....	8	380	47.5	43.1	0	3	62	0
OPPONENTS.....	4	206	51.5	36.5	2	0	68	0

PUNT RETURNS	NO	FC	YDS	AVG	LG	TD
Brandon Tate.....	1	0	19	19.0	19	0
Adam Jones.....	1	0	1	1.0	1	0
BENGALS.....	2	0	20	10.0	19	0
OPPONENTS.....	5	2	35	7.0	15	0

KICKOFF RETURNS	NO	YDS	AVG	LG	TD
Adam Jones.....	3	80	26.7	32	0
BENGALS.....	3	80	26.7	32	0
OPPONENTS.....	3	76	25.3	38	0

FIELD GOALS	1-19	20-29	30-39	40-49	50+
Mike Nugent.....	0-0	0-0	0-0	0-0	1-1
BENGALS.....	0-0	0-0	0-0	0-0	1-1
OPPONENTS.....	0-0	2-2	1-1	0-0	1-1

Mike Nugent: (57G).

Opponents: (38G, 29G, 22G, 53G).

DEFENSE*	ST	AT	TT	SKS-YDS	INT-YDS	PD	FF	FR-YDS
Vincent Rey.....	5	6	11	0-0	0-0	0	1	0-0
Emmanuel Lamur.....	6	0	6	0-0	0-0	0	0	0-0
Adam Jones.....	4	2	6	0-0	0-0	0	0	0-0
Reggie Nelson.....	4	1	5	0-0	0-0	0	0	1-6
Marquis Flowers.....	3	2	5	0-0	0-0	0	0	0-0
George Iloka.....	2	3	5	0-0	0-0	0	0	0-0
Brandon Thompson.....	2	2	4	0-0	0-0	0	0	0-0
Terence Newman.....	3	0	3	0-0	0-0	1	0	0-0
Geno Atkins.....	2	1	3	0.5-4	0-0	0	0	0-0
Dre Kirkpatrick.....	2	1	3	0-0	0-0	1	0	0-0
Domata Peko.....	1	2	3	0-0	0-0	0	0	0-0
Darqueze Dennard.....	2	0	2	0-0	0-0	0	1	0-0
Rey Mauluga.....	2	0	2	0-0	0-0	1	0	0-0
Carlos Dunlap.....	1	1	2	0-0	0-0	0	0	0-0
Leon Hall.....	1	1	2	0-0	0-0	1	0	0-0
Wallace Gilberry.....	0	2	2	0-0	0-0	0	0	0-0
Margus Hunt.....	0	2	2	0.5-4	0-0	0	0	0-0

SPECIAL TEAMS*	ST	AT	TT	FF	FR-YDS	BP	BFG	BXP
Clark Harris.....	1	2	3	0	0-0	0	0	0
Taylor Mays.....	2	0	2	0	0-0	0	0	0
Cedric Peerman.....	0	2	2	0	0-0	0	0	0
Ryan Hewitt.....	1	0	1	0	0-0	0	0	0
Dre Kirkpatrick.....	1	0	1	0	0-0	0	0	0
Nico Johnson.....	0	1	1	0	0-0	0	0	0
Shawn Williams.....	0	1	1	0	0-0	0	0	0

MISCELLANEOUS DEFENSE*	ST	AT	TT	FF	FR-YDS
Clint Boling.....	1	0	1	0	0-0

* NOTE: All defensive statistics above are press box statistics produced at the games.

2015 POSTSEASON STATISTICS

POSTSEASON RECORD: 0-1

HEAD COACH: MARVIN LEWIS
REGULAR-SEASON RECORD: 12-4
 (1ST IN AFC NORTH)

DATE	W-L	SCORE	OPPONENT	ATTENDANCE
1-9-16*	L	16-18	PITTSBURGH	63,257

* AFC Wild Card Playoff

TEAM STATISTICS	BENGALS	OPPONENTS
TOTAL FIRST DOWNS.....	19	21
Rushing.....	5	6
Passing.....	11	10
Penalty.....	3	5
3rd Down: Made-Att.....	5-15	2-13
3rd Down Pct.....	33.3	15.4
4th Down: Made-Att.....	1-1	1-1
4th Down Pct.....	100.0	100.0
POSSESSION AVG.....	29:23	30:37
TOTAL NET YARDS.....	279	369
Avg. Per Game.....	279.0	369.0
Total Plays.....	68	69
Avg. Per Play.....	5.3	5.3
NET YARDS RUSHING.....	91	167
Gross Yards.....	91.0	167.0
Total Rushes.....	24	29
NET YARDS PASSING.....	188	202
Avg. Per Game.....	188.0	202.0
Sacked-Yards Lost.....	3-24	4-38
Gross Yards.....	212	240
Att.-Completions.....	41-23	36-20
Completion Pct.....	56.1	55.6
Had Intercepted.....	1	1
PUNTS-AVG.....	6-42.5	7-41.9
Net Punting Avg.....	6-41.2	7-37.0
PENALTIES-YARDS.....	8-79	10-142
FUMBLES-BALLS LOST.....	5-3	2-1
TOUCHDOWNS.....	2	1
Rushing.....	1	0
Passing.....	1	1
Returns.....	0	0

SCORE BY PERIODS	1	2	3	4	OT	PTS
BENGALS.....	0	0	0	16	0	16
OPPONENTS.....	0	6	9	3	0	18

SCORING	TD	TD-R	TD-P	TD-Rt	K-PAT	FG	S	PTS
A.J. Green.....	1	0	1	0	—	—	0	6
Jeremy Hill.....	1	1	0	0	—	—	0	6
Mike Nugent.....	0	0	0	0	1-1	1-1	0	4
BENGALS.....	2	1	1	0	1-1	1-1	0	16
OPPONENTS.....	1	0	1	0	0-0	4-4	0	18

Two-point conversions: None. BENGALS 0-1 (0-1 R, 0-0 P), OPPONENTS 0-1 (0-0 R, 0-1 P).

Fumbles-lost: AJ McCarron 3-1, Giovanni Bernard 1-1, Jeremy Hill 1-1. BENGALS 5-3 OPPONENTS 2-1.

PASSING	ATT	CMP	YDS	CMP%	YDS/ATT	TD	TD%	INT	INT%	LG	SKD-YDS	RAT
AJ McCarron.....	41	23	212	56.1	5.17	1	2.4	1	2.4	25t	3-24	68.3
BENGALS.....	41	23	212	56.1	5.17	1	2.4	1	2.4	25t	3-24	68.3
OPPONENTS.....	36	20	240	55.6	6.67	1	2.8	1	2.8	60	4-38	73.8

RUSHING	ATT	YDS	AVG	LG	TD
Jeremy Hill.....	12	50	4.2	38	1
Giovani Bernard.....	6	28	4.7	14	0
AJ McCarron.....	5	9	1.8	6	0
Rex Burkhead.....	1	4	4.0	4	0
BENGALS.....	24	91	3.8	38	1
OPPONENTS.....	29	167	5.8	44	0

RECEIVING	REC	YDS	AVG	LG	TD
A.J. Green.....	5	71	14.2	25t	1
Tyler Eifert.....	5	58	11.6	18	0
Marvin Jones.....	4	32	8.0	13	0
Jeremy Hill.....	3	27	9.0	13	0
Mohamed Sanu.....	3	17	5.7	8	0
Giovani Bernard.....	2	2	1.0	4	0
Rex Burkhead.....	1	5	5.0	5	0
BENGALS.....	23	212	9.2	25t	1
OPPONENTS.....	20	240	12.0	60	1

INTERCEPTIONS	NO	YDS	AVG	LG	TD
Vontaze Burfict.....	1	0	0.0	0	0
BENGALS.....	1	0	0.0	0	0
OPPONENTS.....	1	35	35.0	35	0

PUNTING	NO	YDS	AVG	NET	TB	IN-20	LG	BLK.
Kevin Huber.....	6	255	42.5	41.2	0	3	51	0
BENGALS.....	6	255	42.5	41.2	0	3	51	0
OPPONENTS.....	7	293	41.9	37.0	0	3	47	0

PUNT RETURNS	NO	FC	YDS	AVG	LG	TD
Adam Jones.....	1	1	24	24.0	24	0
Brandon Tate.....	1	2	10	10.0	10	0
BENGALS.....	2	3	34	17.0	24	0
OPPONENTS.....	2	2	8	4.0	6	0

KICKOFF RETURNS	NO	YDS	AVG	LG	TD
Adam Jones.....	2	50	25.0	28	0
BENGALS.....	2	50	25.0	28	0
OPPONENTS.....	1	16	16.0	16	0

FIELD GOALS	1-19	20-29	30-39	40-49	50+
Mike Nugent.....	0-0	0-0	1-1	0-0	0-0
BENGALS.....	0-0	0-0	1-1	0-0	0-0
OPPONENTS.....	0-0	0-0	4-4	0-0	0-0

Mike Nugent: (36G).

Opponents: (39G, 30G, 34G, 35G).

DEFENSE*	ST	AT	TT	SKS-YDS	INT-YDS	PD	FF	FR-YDS
Rey Mauluga.....	7	3	10	0-0	0-0	0	0	0-0
Vontaze Burfict.....	5	1	6	1-12	1-0	1	1	0-0
Shawn Williams.....	5	0	5	0-0	0-0	0	1	0-0
George Iloka.....	4	1	5	0-0	0-0	0	0	1-0
Michael Johnson.....	4	1	5	0-0	0-0	0	0	0-0
Geno Atkins.....	3	0	3	1-5	0-0	0	0	0-0
Reggie Nelson.....	3	0	3	1-10	0-0	0	0	0-0
Derron Smith.....	3	0	3	0-0	0-0	0	0	0-0
Dre Kirkpatrick.....	2	1	3	0-0	0-0	0	0	0-0
Chris Lewis-Harris.....	2	1	3	0-0	0-0	1	0	0-0
Carlos Dunlap.....	1	2	3	0.5-5.5	0-0	1	0	0-0
Leon Hall.....	2	0	2	0-0	0-0	1	0	0-0
Adam Jones.....	1	1	2	0-0	0-0	0	0	0-0
Vincent Rey.....	1	1	2	0-0	0-0	1	0	0-0
Will Clarke.....	1	0	1	0-0	0-0	0	0	0-0
A.J. Hawk.....	1	0	1	0-0	0-0	0	0	0-0
Wallace Gilberry.....	0	1	1	0-0	0-0	0	0	0-0
Pat Sims.....	0	1	1	0.5-5.5	0-0	1	0	0-0

SPECIAL TEAMS*	ST	AT	TT	FF	FR-YDS	BP	BFG	BXP
P.J. Dawson.....	1	0	1	0	0-0	0	0	0
Rex Burkhead.....	0	1	1	0	0-0	0	0	0
Chris Lewis-Harris.....	0	1	1	0	0-0	0	0	0
Trevor Roach.....	0	1	1	0	0-0	0	0	0
Josh Shaw.....	0	1	1	0	0-0	0	0	0

MISCELLANEOUS DEFENSE*	ST	AT	TT	FF	FR-YDS
Clint Boling.....	1	1	2	0	0-0
Giovani Bernard.....	1	0	1	0	0-0
A.J. Green.....	0	1	1	0	0-0

* NOTE: All defensive statistics above are press box statistics produced at the games.

POSTSEASON GAME SUMMARIES

1970 SEASON

AFC DIVISIONAL PLAYOFF

Baltimore Colts 17, Cincinnati Bengals 0 Saturday, Dec. 26, 1970 at Memorial Stadium

In their first season in the NFL after two in the American Football League, the Bengals made a furious run to reach the playoffs, winning their last seven games after a 1-6 start and claiming the first AFC Central Division title. But the powerful Colts, who would go on to defeat Dallas in Super Bowl V, were too much for Cincinnati. Legendary Baltimore QB Johnny Unitas threw TD passes to WRs Roy Jefferson and Ed Hinton in the first and fourth quarters, and the Baltimore defense came through on a cold, windy day, limiting Cincinnati to 63 yards rushing and 76 passing. Colts rookie RB Norm Bulaich rushed for 116 yards on 25 carries. Jim O'Brien, the Colts kicker from the University of Cincinnati, kicked a 44-yard FG. O'Brien would wind up making the game-winning FG as time expired in Super Bowl V. Cincinnati's lone scoring attempt, a 50-yard FG try by K Horst Muhlmann, was blocked by LB Ray May.

SCORE BY PERIODS	1	2	3	4	OT	PTS.
Cincinnati.....	0	0	0	0	—	0
Baltimore.....	7	3	0	7	—	17

TEAM — SCORING PLAY QTR.-LEFT

Balt. — Jefferson 45 pass from Unitas (O'Brien kick).....	1:0:59
Balt. — O'Brien 44 field goal.....	2:7:37
Balt. — Hinton 53 pass from Unitas (O'Brien kick).....	4:7:07

Missed FGs: O'Brien (50B, 44WR), Muhlmann (50B).

Attendance: 51,127. **Time:** 2:19.

TEAM STATISTICS	CIN.	BALT.
First downs.....	7	15
Third down conversions-attempts.....	3-14	6-14
Total net yards.....	139	299
Net yards rushing.....	63	170
Net yards passing.....	76	129
Pass attempts-completions-interceptions.....	21-8-1	17-6-0
Sacks against-yards lost.....	3-17	2-16
Punts-average.....	8-39.1	6-38.3
Punt returns-yards.....	2-6	7-28
Kickoff returns-yards.....	3-46	1-0
Penalties-yards.....	1-5	6-63
Fumbles-lost.....	1-0	0-0
Time of possession.....	NA	NA

RUSHING

CIN.	ATT	YDS	LG	TD	BALT.	ATT	YDS	LG	TD
Robinson	5	25	9	0	Bulaich	25	116	13	0
Carter	2	16	9	0	Nowatzke	10	25	6	0
Phillips	10	12	4	0	Unitas	2	18	17	0
Lewis	3	10	9	0	Hill	3	11	8	0
Johnson	2	0	3	0	Jefferson	3	5	8	0
					Havrilak	3	0	1	0
					Hinton	1	-5	-5	0
TOTALS	22	63	9	0	TOTALS	47	170	17	0

PASSING

CIN.	ATT	CMP	YDS	TD-I	BALT.	ATT	CMP	YDS	TD-I
Carter	20	7	64	0-1	Unitas	17	6	145	2-0
Wyche	1	1	29	0-0					
TOTALS	21	8	93	0-1	TOTALS	17	6	145	2-0

RECEIVING

CIN.	NO	YDS	LG	TD	BALT.	NO	YDS	LG	TD
Myers	4	66	29	0	Hinton	3	86	53t	1
Phillips	2	12	6	0	Jefferson	2	51	45t	1
Thomas	1	9	9	0	Mackey	1	8	8	0
Johnson	1	6	6	0					
TOTALS	8	93	29	0	TOTALS	6	145	53t	2

DEFENSE

Cincinnati (press box stats) — **ST-AT-TT:** Bergey 7-7-14, Chomyszak 5-6-11, Avery 5-4-9, Beauchamp 6-2-8, Berry 4-4-8, Dyer 3-5-8, Reid 6-1-7, Carpenter 4-2-6, Parrish 4-0-4, Smith 3-0-3, Roman 2-1-3, Baccaglio 2-0-2, Lamb 1-1-2, Guillory 1-0-1, Johnson 1-0-1, Peterson 1-0-1, Riley 0-1-1. **SKS.-YDS.:** Berry 1-8, Chomyszak 1-8. **INT.-YDS.:** None. **PD:** Riley 2, Berry 1, Chomyszak 1, Parrish 1. **FF:** NA. **FR-YDS.:** None.

Baltimore (press box stats) — **ST-AT-TT:** M.Curtis 5-3-8, Volk 6-1-7, May 5-0-5, Hilton 1-4-5, Duncan 3-1-4, Bi.Smith 3-1-4, Logan 2-1-3, Bu.Smith 2-1-3, Hendricks 1-1-2, Miller 1-1-2, Grant 2-0-2, Gardin 1-0-1, Newsome 1-0-1, Nichols 1-0-1. **SKS.-YDS.:** Bu.Smith 1-9, Miller 1-3, Hilton 0.5-2.5, Bi.Smith 0.5-2.5. **INT.-YDS.:** M.Curtis 1-0. **PD:** Duncan 3, Logan 2, Stukes 2, M.Curtis 1, Volk 1. **FF:** NA. **FR-YDS.:** None.

1973 SEASON

AFC DIVISIONAL PLAYOFF

Miami Dolphins 34, Cincinnati Bengals 16 Sunday, Dec. 23, 1973 at the Orange Bowl

As was the case in their first postseason appearance three years earlier, the Bengals lost in the opening playoff round to the team that would go on to win the Super Bowl. The Bengals had tied Pittsburgh at 10-4 atop the AFC Central Division and won the title by virtue of a better AFC record. Miami took the first step toward a Super Bowl VIII win over Minnesota by outgaining Cincinnati 400-194 in net yards and posting 27 first downs to Cincinnati's 11. Cincinnati trailed only 21-16 at halftime after being down 21-3 midway through the second quarter, but the Dolphins shut out Cincinnati in the second half while getting a seven-yard TD pass from QB Bob Griese to TE Jim Mandich and a pair of FGs from K Garo Yepremian. Miami RB Mercury Morris rushed for 106 yards on 20 carries and FB Larry Csonka had 71 yards on 20 carries. The Bengals did not score an offensive TD, getting their only TD on a 45-yard INT return by S Neal Craig. Horst Muhlmann kicked three FGs for Cincinnati.

SCORE BY PERIODS	1	2	3	4	OT	PTS.
Cincinnati.....	3	13	0	0	—	16
Miami.....	14	7	10	3	—	34

TEAM — SCORING PLAY QTR.-LEFT

Mia. — Warfield 13 pass from Griese (Yepremian kick).....	1:9:37
Cin. — Muhlmann 24 field goal.....	1:5:38
Mia. — Csonka 1 run (Yepremian kick).....	1:0:21
Mia. — Morris 4 run (Yepremian kick).....	2:7:37
Cin. — Craig 45 interception return (Muhlmann kick).....	2:3:26
Cin. — Muhlmann 46 field goal.....	2:0:08
Cin. — Muhlmann 12 field goal.....	2:0:04
Mia. — Mandich 7 pass from Griese (Yepremian kick).....	3:9:42
Mia. — Yepremian 50 field goal.....	3:4:48
Mia. — Yepremian 46 field goal.....	4:11:20

Missed FGs: None. **Attendance:** 74,770. **Time:** 2:36.

TEAM STATISTICS	CIN.	MIA.
First downs.....	11	27
Third down conversions-attempts.....	5-14	10-14
Total net yards.....	194	400
Net yards rushing.....	97	241
Net yards passing.....	97	159
Pass attempts-completions-interceptions.....	27-14-1	19-11-2
Sacks against-yards lost.....	3-16	0-0
Punts-average.....	7-36.3	2-49.0
Punt returns-yards.....	2-26	2-6
Kickoff returns-yards.....	2-42	2-14
Penalties-yards.....	2-19	1-5
Fumbles-lost.....	0-0	2-1
Time of possession.....	NA	NA

RUSHING

CIN.	ATT	YDS	LG	TD	MIA.	ATT	YDS	LG	TD
Clark	7	40	15	0	Morris	20	106	18	1
Anderson	3	26	22	0	Csonka	20	71	12	1
E.Johnson	2	17	14	0	Klick	10	51	27	0
Elliott	7	15	5	0	Leigh	1	8	8	0
Curtis	1	-1	-1	0	Nottingham	1	5	5	0
TOTALS	20	97	22	0	TOTALS	52	241	27	2

PASSING

CIN.	ATT	CMP	YDS	TD-I	MIA.	ATT	CMP	YDS	TD-I
Anderson	27	14	113	0-1	Griese	18	11	159	2-1
					Briscoe	1	0	0	0-1
TOTALS	27	14	113	0-1	TOTALS	19	11	159	2-2

RECEIVING

CIN.	NO	YDS	LG	TD	MIA.	NO	YDS	LG	TD
Elliott	9	53	16	0	Warfield	4	95	48	1
Joiner	2	33	18	0	Mandich	3	28	13	1
Clark	2	18	12	0	Klick	3	19	8	0
Curtis	1	9	9	0	Briscoe	1	17	17	0
TOTALS	14	113	18	0	TOTALS	11	159	48	2

DEFENSE

Cincinnati (press box stats) — **ST-AT-TT:** Bergey 7-5-12, Carpenter 7-5-12, Beauchamp 9-2-11, Casanova 9-1-10, Berry 5-1-6, White 5-0-5, Riley 4-1-5, Avery 3-2-5, Craig 3-2-5, Parrish 3-2-5, Pritchard 3-2-5, Adams 1-0-1, DeLeone 1-0-1, Jackson 1-0-1, LeClair 1-0-1, Trumpy 1-0-1, Reid 0-1-1. **SKS.-YDS.:** None. **INT.-YDS.:** Craig 1-45, Casanova 1-0. **PD:** Casanova 1, Craig 1, White 1. **FF:** NA. **FR-YDS.:** LeClair 1-0.

Miami (press box stats) — **ST-AT-TT:** Kolen 6-2-8, Scott 5-2-7, Anderson 5-1-6, Den Herder 5-1-6, Matheson 3-3-6, Bouniconti 3-1-4, Mumphord 2-2-4, Stanfill 2-2-4, Heinz 1-2-3, Bannon 2-0-2, Swift 1-1-2, M.Moore 0-2-2, Babb 1-0-1, Ball 1-0-1, Mandich 1-0-1, Johnson 0-1-1. **SKS.-YDS.:** Matheson 2-11, Stanfill 1-5. **INT.-YDS.:** Anderson 1-19. **PD:** Scott 2, Anderson 1, Johnson 1, Matheson 1. **FF:** NA. **FR-YDS.:** None.

1975 SEASON

AFC DIVISIONAL PLAYOFF

Oakland Raiders 31, Cincinnati Bengals 28
Sunday, Dec. 28, 1975 at Oakland Coliseum

The 1975 Bengals posted the best regular-season winning percentage in franchise history (.786), and they led the NFL in passing yards. But their 11-3 record earned them only a Wild Card spot behind 12-2 Pittsburgh in the AFC Central Division, and they drew a road game at 12-2 Oakland in the first playoff round. QB Ken Stabler, who went on to lead the Raiders to the AFC Championship game for the third straight year, passed for three TDs against Cincinnati. The Bengals closed a 31-14 fourth-quarter deficit to 31-28 with QB Ken Anderson's TD passes of 25 and 14 yards to WRs Charlie Joiner and Isaac Curtis, and Cincinnati had a chance to win after DT Ron Carpenter recovered a Raiders fumble on the Oakland 38 with 4:19 left. But a sack by future Hall-of-Fame LB Ted Hendricks helped the Raiders hold the Bengals without a first down, and after failing on a fourth-down try, the Bengals never regained possession. Stabler completed 17 of 23 attempts for 199 yards, three TDs and just one INT, while the Raiders totaled for 173 yards rushing. Anderson completed 17 of 27 passes for 201 yards, two TDs and no INTs, but was sacked five times.

SCORE BY PERIODS	1	2	3	4	OT	PTS.
Cincinnati.....	0	7	7	14	—	28
Oakland.....	3	14	7	7	—	31

TEAM — SCORING PLAY	QTR.-LEFT
Oak. — Blanda 27 field goal.....	1-2:13
Oak. — Siani 9 pass from Stabler (Blanda kick).....	2-12:53
Cin. — Fritts 1 run (Green kick).....	2-5:50
Oak. — Moore 8 pass from Stabler (Blanda kick).....	2-1:54
Oak. — Banaszak 6 run (Blanda kick).....	3-10:00
Cin. — Elliott 6 run (Green kick).....	3-4:46
Oak. — Casper 2 pass from Stabler (Blanda kick).....	4-13:03
Cin. — Joiner 25 pass from Anderson (Green kick).....	4-10:13
Cin. — Curtis 14 pass from Anderson (Green kick).....	4-5:44

Missed FGs: Blanda (41SH, 21B). **Attendance:** 53,039. **Time:** 2:50.

TEAM STATISTICS	CIN.	OAK.
First downs.....	17	27
Third down conversions-attempts.....	3-11	6-14
Total net yards.....	258	358
Net yards rushing.....	97	173
Net yards passing.....	161	185
Pass attempts-completions-interceptions.....	27-17-0	23-17-1
Sacks against-yards lost.....	5-40	1-14
Punts-average.....	6-35.8	1-38.0
Punt returns-yards.....	1-7	4-64
Kickoff returns-yards.....	4-71	5-121
Penalties-yards.....	5-37	7-64
Fumbles-lost.....	1-0	2-1
Time of possession.....	NA	NA

RUSHING

CIN.	ATT	YDS	LG	TD	OAK.	ATT	YDS	LG	TD
Clark	8	46	10	0	Davis	16	63	18	0
Elliott	4	25	9	1	Banaszak	17	62	18	1
Fritts	6	14	6	1	Hubbard	12	33	8	0
Anderson	3	12	8	0	J. Phillips	3	16	8	0
E. Johnson	3	0	6	0	Van Eeghen	1	3	3	0
Williams	1	0	0	0	Stabler	2	-4	-2	0
TOTALS	25	97	10	2	TOTALS	51	173	18	1

PASSING

CIN.	ATT	CMP	YDS	TD-I	OAK.	ATT	CMP	YDS	TD-I
Anderson	27	17	201	2-0	Stabler	23	17	199	3-1
TOTALS	27	17	201	2-0	TOTALS	23	17	199	3-1

RECEIVING

CIN.	NO	YDS	LG	TD	OAK.	NO	YDS	LG	TD
Clark	4	38	26	0	Moore	6	57	17	1
Myers	3	67	37	0	Branch	5	89	36	0
Joiner	3	60	28	1	Siani	3	35	15	1
Curtis	3	20	14	1	Davis	2	16	10	0
Coslet	2	14	9	0	Casper	1	2	2	1
Elliott	1	9	9	0					
Trumpy	1	-7	-7	0					
TOTALS	17	201	37	2	TOTALS	17	199	36	3

DEFENSE

Cincinnati (press box stats) — **ST-AT-TT:** LeClair 13-0-13, Jackson 9-0-9, Casanova 7-0-7, Pritchard 7-0-7, Riley 4-0-4, White 4-0-4, Beauchamp 3-0-3, K. Johnson 3-0-3, Brown 2-0-2, Carpenter 2-0-2, Parrish 2-0-2, Cousino 1-0-1, Green 1-0-1, Harris 1-0-1, Novak 1-0-1. **SKS.-YDS.:** Brown 1-14. **INT.-YDS.:** Riley 1-34. **PD:** Riley 2, Casanova 1, Jackson 1, LeClair 1, Parrish 1. **FF:** NA. **FR-YDS.:** Carpenter 1-0.

Oakland (press box stats) — **ST-AT-TT:** Hendricks 7-0-7, Johnson 5-0-5, C. Phillips 5-0-5, Irons 4-1-5, Colzie 4-0-4, Thoms 4-0-4, Villapiano 3-1-4, Sistrunk 3-0-3, Thomas 3-0-3, Atkinson 2-0-2, Jones 2-0-2, Tatum 2-0-2, Banaszak 1-0-1, Denney 1-0-1, Van Eeghen 1-0-1. **SKS.-YDS.:** Hendricks 3-26, Thoms 1-8, Sistrunk 1-6. **INT.-YDS.:** None. **PD:** Johnson 3, Colzie 2, Thomas 2, C. Phillips 1, Tatum 1, Villapiano 1. **FF:** NA. **FR-YDS.:** None.

1981 SEASON

AFC DIVISIONAL PLAYOFF

Cincinnati Bengals 28, Buffalo Bills 21
Sunday, Jan. 3, 1982 at Riverfront Stadium

It took four tries, but the AFC Central Division Champion Bengals finally won a playoff game — their first-ever postseason home contest — when they held off a rallying Bills Wild Card team, taking the first step toward Super Bowl XVI. Cincinnati, which failed to produce a postseason win in its first three playoff appearances — in 1970, '73 and '75 — lost leads of 14-0 and 21-14 before eventually winning with what was a solid performance by the entire team. The offense didn't yield a turnover while the defense intercepted two Buffalo passes, and the special teams played soundly the entire game. QB Ken Anderson, who was the NFL's top-rated quarterback and its consensus MVP in the regular season, connected on a 16-yard TD pass to rookie WR Cris Collinsworth with 10:39 remaining in the fourth quarter to break a tie and take a 28-21 lead. The Bills were again poised to tie the game and set up an overtime period after driving 50 yards to the Bengals' 20 with just over three minutes left. But a costly delay-of-game penalty on fourth down led to giving the ball back to Cincinnati, and Buffalo was unable to mount another serious threat. Anderson completed 14 of 21 passes for 192 yards and directed a 305-yard attack, and TE Dan Ross recorded a game-high six receptions for 71 yards. The Bills held Bengals FB Pete Johnson, who had a career-high 1077 rushing yards in the regular season, to just 45 yards on 17 carries. But HB Charles Alexander — Johnson's blocker for the majority of the regular season — responded for Cincinnati with a season-high 72 yards, with two TD runs.

SCORE BY PERIODS	1	2	3	4	OT	PTS.
Buffalo.....	0	7	7	7	—	21
Cincinnati.....	14	0	7	7	—	28

TEAM — SCORING PLAY	QTR.-LEFT
Cin. — Alexander 4 run (Breech kick).....	1-8:56
Cin. — Johnson 1 run (Breech kick).....	1-2:40
Buff. — Cribbs 1 run (Mike-Mayer kick).....	2-0:20
Buff. — Cribbs 44 run (Mike-Mayer kick).....	3-10:23
Cin. — Alexander 20 run (Breech kick).....	3-6:56
Buff. — Butler 21 pass from Ferguson (Mike-Mayer kick).....	4-14:52
Cin. — Collinsworth 16 pass from Anderson (Breech kick).....	4-10:39

Missed FGs: Breech (33B). **Attendance:** 55,420. **Time:** 2:50.

TEAM STATISTICS	BUFF.	CIN.
First downs.....	21	22
Third down conversions-attempts.....	3-9	6-11
Total net yards.....	336	305
Net yards rushing.....	134	136
Net yards passing.....	202	169
Pass attempts-completions-interceptions.....	31-15-2	21-14-0
Sacks against-yards lost.....	0-0	4-23
Punts-average.....	3-42.0	4-44.5
Punt returns-yards.....	2-8	1-27
Kickoff returns-yards.....	5-82	4-94
Penalties-yards.....	6-56	5-44
Fumbles-lost.....	0-0	0-0
Time of possession.....	28:19	31:41

RUSHING

BUFF.	ATT	YDS	LG	TD	CIN.	ATT	YDS	LG	TD
Cribbs	15	90	44	2	Alexander	13	72	20	2
Hooks	9	30	7	0	Johnson	17	45	9	1
Leaks	3	12	6	0	Anderson	2	15	13	0
Brown	1	2	2	0	A. Griffin	1	4	4	0
TOTALS	28	134	44	2	TOTALS	33	136	20	3

PASSING

BUFF.	ATT	CMP	YDS	TD-I	CIN.	ATT	CMP	YDS	TD-I
Ferguson	31	15	202	1-2	Anderson	21	14	192	1-0
TOTALS	31	15	202	1-2	TOTALS	21	14	192	1-0

RECEIVING

BUFF.	NO	YDS	LG	TD	CIN.	NO	YDS	LG	TD
Butler	4	98	54	1	Ross	6	71	18	0
Lewis	3	38	19	0	Johnson	3	23	9	0
Brammer	3	23	11	0	Collinsworth	2	24	16	1
Leaks	2	16	9	0	Kreider	1	42	42	0
Hooks	2	15	9	0	Curtis	1	22	22	0
Jessie	1	12	12	0	Alexander	1	10	10	0
TOTALS	15	202	54	1	TOTALS	14	192	42	1

DEFENSE

Buffalo (press box stats) — **ST-AT-TT:** Haslett 3-6-9, Robertson 5-3-8, Simpson 2-5-7, Villapiano 2-5-7, Freeman 4-2-6, Sanford 3-1-4, Smerlas 2-2-4, White 1-3-4, Kush 1-2-3, Brown 1-1-2, Nixon 1-1-2, Ritcher 1-1-2, Johnson 1-0-1, Jones 1-0-1, Kadish 1-0-1, Romes 1-0-1, C. Williams 1-0-1, Cater 0-1-1, B. Williams 0-1-1. **SKS.-YDS.:** Johnson 1-NA, Smerlas 1-NA, White 1-NA, B. Williams 1-NA. **INT.-YDS.:** None. **PD:** Romes 2, Simpson 2, Freeman 1, Kush 1, Sanford 1. **FF:** None. **FR-YDS.:** None.

Cincinnati (press box stats) — **ST-AT-TT:** B. Harris 6-2-8, Cameron 3-4-7, Williams 2-4-6, Browner 4-1-5, Hicks 3-2-5, LeClair 2-3-5, Edwards 2-2-4, Kemp 0-4-4, Breeden 3-0-3, Dinkel 1-2-3, R. Griffin 2-0-2, Riley 2-0-2, Simmons 1-1-2, Whitley 1-1-2, Davis 0-2-2, Fuller 1-0-1, Verser 1-0-1, Bush 0-1-1. **SKS.-YDS.:** None. **INT.-YDS.:** B. Harris 1-16, Riley 1-0. **PD:** Breeden 4, Kemp 3, Riley 2, Williams 2, Cameron 1, B. Harris 1, LeClair 1. **FF:** None. **FR-YDS.:** None.

1981 SEASON

AFC CHAMPIONSHIP

"The Freezer Bowl"

Cincinnati Bengals 27, San Diego Chargers 7
Sunday, Jan. 10, 1982 at Riverfront Stadium

This game not only brought the Bengals their first AFC Championship and a berth in Super Bowl XVI, it was played in conditions that made the 46,302 fans on hand feel like champions themselves. With a frigid temperature of minus-9 degrees, winds gusting from 20 to 35 miles per hour and an incredible wind-chill factor of minus-59, this famous game became known as the "Freezer Bowl." To this day, no NFL game has been played with a wind chill so cold. More than 13,000 ticket holders stayed home, but those who came saw the Bengals dominate their opponents from sunny San Diego. The Bengals first attacked them mentally, as every Cincinnati offensive and defensive lineman — along with FB Pete Johnson — took the psychological initiative to tough the cold and play in short sleeves. The teams were relatively even in yards gained with Cincinnati leading 318-301, but the Bengals won the turnover battle 4-0 with two INTs and two FRs. Chargers QB Dan Fouts struggled more in the arctic atmosphere than Bengals QB Ken Anderson, who completed 14 of 22 passes for 161 yards, two TDs and no INTs. Only one player suffered a weather-related injury in the game — Bengals DE Eddie Edwards with a froshitten right ear.

SCORE BY PERIODS	1	2	3	4	OT	PTS.
San Diego	0	7	0	0	—	7
Cincinnati	10	7	3	7	—	27

TEAM — SCORING PLAY	QTR.-LEFT
Cin. — Breech 31 field goal	1-8:05
Cin. — M.Harris 8 pass from Anderson (Breech kick)	1-7:06
S.D. — Winslow 33 pass from Fouts (Benirschke kick)	2-13:34
Cin. — Johnson 1 run (Breech kick)	2-9:57
Cin. — Breech 38 field goal	3-7:47
Cin. — Bass 3 pass from Anderson (Breech kick)	4-6:52

Missed FGs: Benirschke (37SH, 50SH). **Attendance:** 46,302. **Time:** 2:47.

TEAM STATISTICS	S.D.	CIN.
First downs	18	19
Third down conversions-attempts	5-12	5-11
Total net yards	301	318
Net yards rushing	128	143
Net yards passing	173	175
Pass attempts-completions-interceptions	28-15-2	23-15-0
Sacks against-yards lost	2-12	0-0
Punts-average	2-29.5	3-30.6
Punt returns-yards	1-7	0-0
Kickoff returns-yards	7-132	1-40
Penalties-yards	2-15	3-25
Fumbles-lost	4-2	3-1
Time of possession	29:42	30:18

RUSHING									
S.D.	ATT	YDS	LG	TD	CIN.	ATT	YDS	LG	TD
Muncie	23	94	11	0	Johnson	21	80	11	1
Brooks	6	23	9	0	Alexander	9	22	4	0
Fouts	1	6	6	0	Anderson	5	39	13	0
Cappelletti	1	5	5	0	Collinsworth	1	2	2	0
TOTALS	31	128	11	0	TOTALS	36	143	13	1

PASSING									
S.D.	ATT	CMP	YDS	TD-I	CIN.	ATT	CMP	YDS	TD-I
Fouts	28	15	185	1-2	Anderson	22	14	161	2-0
					Thompson	1	1	14	0-0
TOTALS	28	15	185	1-2	TOTALS	23	15	175	2-0

RECEIVING									
S.D.	NO	YDS	LG	TD	CIN.	NO	YDS	LG	TD
Chandler	6	79	25	0	Ross	5	69	19	0
Winslow	3	47	33t	1	Alexander	3	25	16	0
Joiner	3	41	21	0	Collinsworth	2	28	16	0
Brooks	2	5	4	0	Curtis	2	28	15	0
Sievers	1	13	13	0	Johnson	1	14	14	0
					M.Harris	1	8	8t	1
					Bass	1	3	3t	1
TOTALS	15	185	33t	1	TOTALS	15	175	19	2

San Diego (press box stats) — **ST-AT-TT:** King 6-3-9, Johnson 7-1-8, Kelcher 5-1-6, Edwards 4-1-5, Lowe 4-0-4, Woodcock 3-1-4, Young 3-1-4, Buchanan 2-1-3, Laslavic 2-1-3, Shaw 2-1-3, M.Williams 2-1-3, Horn 2-0-2, Preston 1-1-2, Fouts 1-0-1, Jones 1-0-1, Ferguson 0-1-1. **SKS.-YDS.:** None. **INT.-YDS.:** None. **PD:** Shaw 2, Buchanan 1, Edwards 1, King 1, Lowe 1. **FF:** Buchanan 1, Edwards 1. **FR.-YDS.:** Buchanan 1-8.

Cincinnati (press box stats) — **ST-AT-TT:** Hicks 8-1-9, Browner 6-3-9, Williams 5-2-7, Cameron 3-4-7, B.Harris 5-1-6, Breeden 4-1-5, Kemp 3-2-5, LeClair 3-1-4, Whitley 2-2-4, R.Griffin 3-0-3, Dinkel 2-0-2, Frazier 1-1-2, Edwards 1-1-2, Breech 1-0-1, Davis 1-0-1, Fuller 1-0-1, St. Clair 1-0-1, Riley 0-1-1. **SKS.-YDS.:** Edwards 1-7, B.Harris 1-5. **INT.-YDS.:** Kemp 1-24, Breeden 1-0. **PD:** Kemp 4, Riley 3, Breeden 2, Hicks 2, LeClair 2, Bass 1, R.Griffin 1. **FF:** Cameron 1, Hicks 1, Razzano 1, Williams 1. **FR.-YDS.:** Bass 1-0, Browner 1-0.

1981 SEASON

SUPER BOWL XVI

San Francisco 49ers 26, Cincinnati Bengals 21
Sunday, Jan. 24, 1982 at Pontiac Silverdome (Pontiac, Mich.)

Cincinnati outgained San Francisco by 81 yards (356-275), marking the first time in Super Bowl history the losing team led in scrimmage yardage. Bengals QB Ken Anderson set Super Bowl records (since surpassed) for completions (25) and completion percentage (73.5), and his 300 passing yards nearly doubled the 157 by 49ers QB Joe Montana, the game's MVP. But Cincinnati suffered four turnovers to San Francisco's one, and three of those giveaways led to 17 first-half points for the 49ers, who led 20-0 at intermission. Leading 20-7, San Francisco staged a memorable goal-line stand late in the third quarter, stopping Cincinnati for no gain on three straight plays from the one-yard line. The Bengals still closed the gap to 20-14 with a four-yard TD pass from Anderson to TE Dan Ross with 10:06 left, but the 49ers added FGs of 40 and 23 yards by K Ray Wersching to pull away. Cincinnati crept to within 26-21 with 16 seconds left on a second Anderson-to-Ross TD pass, but San Francisco recovered the Bengals' ensuing onside kick to seal the victory. Wersching's four FGs tied a Super Bowl record (still tied) and Ross' 11 receptions set a Super Bowl record (since broken).

SCORE BY PERIODS	1	2	3	4	OT	PTS.
San Francisco	7	13	0	6	—	26
Cincinnati	0	0	7	14	—	21

TEAM — SCORING PLAY	QTR.-LEFT
S.F. — Montana 1 run (Wersching kick)	1-5:52
S.F. — Cooper 11 pass from Montana (Wersching kick)	2-6:53
S.F. — Wersching 22 field goal	2-0:15
S.F. — Wersching 26 field goal	2-0:02
Cin. — Anderson 5 run (Breech kick)	3-11:25
Cin. — Ross 4 pass from Anderson (Breech kick)	4-10:06
S.F. — Wersching 40 field goal	4-5:25
S.F. — Wersching 23 field goal	4-1:57
Cin. — Ross 3 pass from Anderson (Breech kick)	4-0:16

Missed FGs: None. **Attendance:** 81,270. **Time:** 3:21.

TEAM STATISTICS	S.F.	CIN.
First downs	20	24
Third down conversions-attempts	8-15	6-12
Total net yards	275	356
Net yards rushing	127	72
Net yards passing	148	284
Pass attempts-completions-interceptions	22-14-0	34-25-2
Sacks against-yards lost	1-9	5-16
Punts-average	4-46.3	3-43.7
Punt returns-yards	1-6	4-35
Kickoff returns-yards	2-40	7-52
Penalties-yards	8-65	8-57
Fumbles-lost	2-1	2-2
Time of possession	30:34	29:26

RUSHING									
S.F.	ATT	YDS	LG	TD	CIN.	ATT	YDS	LG	TD
Patton	17	55	10	0	Johnson	14	36	5	0
Cooper	9	34	14	0	Alexander	5	17	13	0
Montana	6	18	7	1	Anderson	4	15	6	1
Ring	5	17	7	0	A.Griffin	1	4	4	0
Davis	2	5	4	0					
Clark	1	-2	-2	0					
TOTALS	40	127	14	1	TOTALS	24	72	13	1

PASSING									
S.F.	ATT	CMP	YDS	TD-I	CIN.	ATT	CMP	YDS	TD-I
Montana	22	14	157	1-0	Anderson	34	25	300	2-2
TOTALS	22	14	157	1-0	TOTALS	34	25	300	2-2

RECEIVING									
S.F.	NO	YDS	LG	TD	CIN.	NO	YDS	LG	TD
Solomon	4	52	20	0	Ross	11	104	16	2
Clark	4	45	17	0	Collinsworth	5	107	49	0
Cooper	2	15	11t	1	Curtis	3	42	21	0
Wilson	1	22	22	0	Kreider	2	36	19	0
Young	1	14	14	0	Johnson	2	8	5	0
Patton	1	6	6	0	Alexander	2	3	3	0
Ring	1	3	3	0					
TOTALS	14	157	22	1	TOTALS	25	300	49	2

San Francisco (press box stats) — **ST-AT-TT:** Leopold 6-1-7, Reynolds 6-1-7, Harper 6-0-6, Reese 5-1-6, Williamson 5-0-5, Wright 5-0-5, Lott 4-1-5, Hicks 2-3-5, Stuckey 3-1-4, Board 2-1-3, Gervais 2-1-3, Harty 2-0-2, Turner 2-0-2, Bunz 1-0-1, Cross 1-0-1, Dean 1-0-1, Lawrence 1-0-1, McCall 1-0-1, Puki 0-1-1. **SKS.-YDS.:** Stuckey 1-6, Dean 1-4, Turner 1-4, Reynolds 1-2, Leopold 1-0. **INT.-YDS.:** Hicks 1-27, Wright 1-25. **PD:** Wright 2, Hicks 1. **FF:** Wright 1. **FR.-YDS.:** McCall 1-0, Thomas 1-0.

Cincinnati (press box stats) — **ST-AT-TT:** Browner 10-0-10, Breeden 7-0-7, Kemp 6-0-6, Williams 5-1-6, Razzano 4-0-4, Riley 4-0-4, Cameron 3-1-4, Hicks 3-1-4, B.Harris 2-2-4, LeClair 1-2-3, St. Clair 1-2-3, Edwards 2-0-2, Hargrove 1-0-1, R.Griffin 1-0-1, Montoya 1-0-1, Whitley 1-0-1, Wilson 1-0-1, Dinkel 0-1-1. **SKS.-YDS.:** Browner 1-9. **INT.-YDS.:** None. **PD:** Cameron 2, Breeden 1, Riley 1, Williams 1. **FF:** Montoya 1. **FR.-YDS.:** Simmons 1-0.

1982 SEASON**AFC FIRST-ROUND PLAYOFF****N.Y. Jets 44, Cincinnati Bengals 17**
Sunday, Jan. 9, 1983 at Riverfront Stadium

The defending AFC Champion Bengals lost an early 14-3 lead and were dismantled by the underdog Jets. The 7-2 Bengals were the AFC's No. 3 seed in 16-team "Super Bowl Tournament," organized for the strike-shortened regular season. RB Freeman McNeil led No. 6 seed New York, rushing for 202 yards and a TD against Cincinnati's No. 3-ranked rush defense. Cincinnati trailed only 23-17 after three periods, but suffered a particularly demoralizing fourth quarter, which included two INTs (one for a TD), a TD pass nullified by a false start penalty, a missed FG, a lost fumble and two rushing TDs allowed.

SCORE BY PERIODS	1	2	3	4	OT	PTS.
N.Y. Jets.....	3	17	3	21	—	44
Cincinnati.....	14	0	3	0	—	17

TEAM — SCORING PLAY	QTR.-LEFT
Cin. — Curtis 32 pass from Anderson (Breech kick).....	1-8:30
NYJ — Leahy 32 field goal.....	1-5:59
Cin. — Ross 2 pass from Anderson (Breech kick).....	1-1:46
NYJ — Gaffney 14 pass from McNeil (Leahy kick).....	2-12:55
NYJ — Walker 4 pass from Todd (Leahy kick).....	2-4:02
NYJ — Leahy 24 field goal.....	2-0:34
NYJ — Leahy 47 field goal.....	3-9:30
Cin. — Breech 20 field goal.....	3-2:28
NYJ — McNeil 20 run (Leahy kick).....	4-8:24
NYJ — Ray 98 interception return (Leahy kick).....	4-4:50
NYJ — Crutchfield 1 run (Leahy kick).....	4-1:56

Missed FGs: Breech (46WR). **Attendance:** 57,560. **Time:** 3:13.

TEAM STATISTICS	NYJ	CIN.
First downs.....	27	23
Third down conversions-attempts.....	6-9	7-10
Total net yards.....	517	395
Net yards rushing.....	234	62
Net yards passing.....	283	333
Pass attempts-completions-interceptions.....	29-21-1	36-26-3
Sacks against-yards lost.....	0-0	4-21
Punts-average.....	0-0.0	2-43.0
Punt returns-yards.....	1-2	0-0
Kickoff returns-yards.....	4-69	8-138
Penalties-yards.....	12-95	7-60
Fumbles-lost.....	2-1	2-1
Time of possession.....	28:44	31:16

RUSHING

NYJ	ATT	YDS	LG	TD	CIN.	ATT	YDS	LG	TD
McNeil	21	202	35	1	Johnson	9	26	14	0
Dierking	3	11	9	0	A.Griffin	3	17	8	0
Harper	2	9	9	0	Alexander	7	14	6	0
Newton	2	6	4	0	Anderson	2	5	3	0
Todd	3	3	8	0					
Augustyniak	2	2	1	0					
Crutchfield	1	1	11	1					
TOTALS	34	234	35	2	TOTALS	21	62	14	0

PASSING

NYJ	ATT	CMP	YDS	TD-I	CIN.	ATT	CMP	YDS	TD-I
Todd	28	20	269	1-1	Anderson	35	26	354	2-3
McNeil	1	1	14	1-0	Schonert	1	0	0	0-0
TOTALS	29	21	283	2-1	TOTALS	36	26	354	2-3

RECEIVING

NYJ	NO	YDS	LG	TD	CIN.	NO	YDS	LG	TD
Walker	8	145	49	1	Collinsworth	7	120	53	0
Gaffney	4	50	20	1	Ross	6	89	26	1
Harper	2	35	19	0	Curtis	3	63	32t	1
L.Jones	2	22	12	0	Kreider	3	41	17	0
Dierking	2	9	5	0	A.Griffin	3	14	6	0
Barkum	1	9	9	0	Johnson	3	7	9	0
McNeil	1	9	9	0	M.Harris	1	20	20	0
Augustyniak	1	4	4	0					
TOTALS	21	283	49	2	TOTALS	26	354	53	2

DEFENSE

N.Y. Jets (press box stats) — **ST-AT-TT:** Mehl 9-1-10, Neil 7-0-7, Schroy 6-0-6, Crable 3-3-6, Buttle 4-0-4, Jackson 4-0-4, Holmes 3-0-3, Ray 3-0-3, Lynn 2-0-2, Sohn 2-0-2, Lyons, 1-1-2, Salaam 1-1-2, Barber 1-0-1, Bennett 1-0-1, Gastineau 1-0-1, Johnson 1-0-1, B.Jones 1-0-1, Newton 1-0-1, Shuler 1-0-1, Woodring 1-0-1. **SKS.-YDS.:** Salaam 1-8, Lynn 1-7, Gastineau 1-4, Lyons 1-2. **INT.-YDS.:** Lynn 2-40, Ray 1-98. **PD:** Lynn 2, Crable 1, Ray 1. **FF:** Bennett 1, B.Jones 1. **FR-YDS.:** Crable 1-0.

Cincinnati (press box stats) — **ST-AT-TT:** Cameron 8-0-8, Browner 6-2-8, Williams 6-1-7, Riley 5-1-6, R.Griffin 5-0-5, Kemp 5-0-5, Fuller 4-0-4, B.Harris 4-0-4, LeClair 2-2-4, Breeden 1-2-3, Edwards 2-0-2, Hicks 2-0-2, Simmons 2-0-2, Davis 1-0-1, Frazier 1-0-1, Jackson 1-0-1, Munoz 1-0-1, Ross 1-0-1, Verser 1-0-1, Whitley 1-0-1, Razzano 0-1-1. **SKS.-YDS.:** None. **INT.-YDS.:** Riley 1-0. **PD:** Kemp 1, Riley 1, Whitley 1. **FF:** Kemp 2. **FR-YDS.:** Fuller 1-20.

1988 SEASON**AFC DIVISIONAL PLAYOFF****Cincinnati Bengals 21, Seattle Seahawks 13**
Saturday, Dec. 31, 1988 at Riverfront Stadium

Unbeaten at home in eight regular-season games, the AFC Central Division Champion Bengals ran their Riverfront Stadium mark to 9-0 by rushing for a season-high 254 yards. They scored all three of their TDs in the first half and withstood a 13-point Seattle fourth quarter. The Seahawks pulled to within 21-13 on QB Dave Krieg's one-yard sneak with 6:05 to play, but K Norm Johnson's missed PAT left the visitors still two scores short, as the two-point conversion would not be added to NFL rules until 1994. The victory earned the Bengals their first trip to the AFC Championship game since the 1981 season. Bengals rookie FB Ickey Woods rushed for 126 yards on 23 carries, and his one-yard TD run midway through the second quarter gave Cincinnati a 21-0 halftime lead. A pair of three-yard TD runs in the first and second quarters by FB Stanley Wilson opened the Bengals' scoring. Wilson added 45 rushing yards on seven attempts, while HB James Brooks rushed for 72 yards on 13 attempts. Cincinnati's defense held Seattle to just 22 yards rushing the entire game and only 49 total net yards in the first half. The Bengals stayed on the ground to win, getting only seven completions from QB Boomer Esiason, the NFL's top-rated quarterback and its consensus MVP in the regular season, and only one reception from WR Eddie Brown, who led the AFC in the regular season with 1273 receiving yards.

SCORE BY PERIODS	1	2	3	4	OT	PTS.
Seattle.....	0	0	0	13	—	13
Cincinnati.....	7	14	0	0	—	21

TEAM — SCORING PLAY	QTR.-LEFT
Cin. — Wilson 3 run (Breech kick).....	1-9:11
Cin. — Wilson 3 run (Breech kick).....	2-11:35
Cin. — Woods 1 run (Breech kick).....	2-7:40
Sea. — Williams 7 pass from Krieg (Johnson kick).....	4-11:40
Sea. — Krieg 1 run (kick failed).....	4-6:05

Missed FGs: None. **Attendance:** 58,560. **Time:** 3:12.

TEAM STATISTICS	SEA.	CIN.
First downs.....	19	22
Third down conversions-attempts.....	2-12	6-12
Total net yards.....	294	345
Net yards rushing.....	22	254
Net yards passing.....	272	91
Pass attempts-completions-interceptions.....	50-24-2	19-7-0
Sacks against-yards lost.....	3-25	2-17
Punts-average.....	6-44.1	6-46.0
Punt returns-yards.....	5-30	3-19
Kickoff returns-yards.....	3-66	3-54
Penalties-yards.....	5-45	2-29
Fumbles-lost.....	1-1	3-2
Time of possession.....	24:41	35:19

RUSHING

SEA.	ATT	YDS	LG	TD	CIN.	ATT	YDS	LG	TD
Warner	7	15	8	0	Woods	23	126	30	1
Williams	8	6	3	0	Brooks	13	72	26	0
Krieg	1	1	11	1	Wilson	7	45	20	2
					Esiason	4	11	11	0
TOTALS	16	22	8	1	TOTALS	47	254	30	3

PASSING

SEA.	ATT	CMP	YDS	TD-I	CIN.	ATT	CMP	YDS	TD-I
Krieg	50	24	297	1-2	Esiason	19	7	108	0-0
Warner	0	0	0	0-0					
TOTALS	50	24	297	1-2	TOTALS	19	7	108	0-0

RECEIVING

SEA.	NO	YDS	LG	TD	CIN.	NO	YDS	LG	TD
Williams	11	137	37	1	Holman	3	44	24	0
Blades	5	78	24	0	Collinsworth	1	30	30	0
Butler	2	40	32	0	Brown	1	23	23	0
Largent	2	17	12	0	Brooks	1	9	9	0
Skansi	1	11	11	0	Riggs	1	2	2	0
Clark	1	8	8	0					
Spagnola	1	7	7	0					
Warner	1	-1	-1	0					
TOTALS	24	297	37	1	TOTALS	7	108	30	0

DEFENSE

Seattle (press box stats) — **ST-AT-TT:** Robinson 9-2-11, Comeaux 7-1-8, Scholtz 6-1-7, Wyman 6-0-6, Green 5-1-6, Jenkins 3-1-4, Clarke 3-0-3, Woods 3-0-3, Moyer 2-1-3, Nash 2-1-3, Taylor 2-0-2, Dean 1-0-1, Spagnola 1-0-1, Gaines 0-1-1. **SKS.-YDS.:** Clarke 1-9, Green 1-8. **INT.-YDS.:** None. **PD:** Robinson 1, Scholtz 1. **FF:** Clarke 1, Green 1. **FR-YDS.:** Nash 1-0.

Cincinnati (press box stats) — **ST-AT-TT:** Krumrie 5-2-7, Billups 4-2-6, Fulcher 4-1-5, Buck 1-4-5, Thomas 4-0-4, Wilcots 4-0-4, Williams 3-1-4, White 3-0-3, Zander 1-2-3, Dixon 2-0-2, Horton 2-0-2, Grant 1-1-2, Kelly 1-1-2, Skow 1-1-2, Bussey 1-0-1, King 0-1-1. **SKS.-YDS.:** Williams 1-11, Skow 1-10, Buck 1-4. **INT.-YDS.:** Thomas 1-0, Wilcots 1-0. **PD:** Thomas 6, Billups 4, Dixon 1, Fulcher 1, Wilcots 1. **FF:** Krumrie 1. **FR-YDS.:** Skow 1-0.

1988 SEASON

AFC CHAMPIONSHIP

Cincinnati Bengals 21, Buffalo Bills 10
Sunday, Jan. 8, 1989 at Riverfront Stadium

The week before the AFC Championship game was filled with controversy, as Bills head coach Marv Levy convinced the NFL office that Bengals head coach Sam Wyche's no-huddle offense was illegal. Cincinnati had developed and employed the no-huddle attack all season, but shortly before kickoff, the league informed the team that game officials would severely restrict its use. Wyche eventually would prevail in this rule book battle. Nevertheless, his offense, forced to abandon its no-huddle tactics for this contest, returned to basics and led the charge in beating Buffalo for a berth in Super Bowl XXIII. It was Cincinnati's third victory of the year over Buffalo, the Bengals having also downed the Bills in the preseason and regular season. Cincinnati won with a punishing rushing game, running the ball on 50 of 73 offensive plays and gaining 175 of its 249 total yards on the ground. Cincinnati's defense recorded a solid performance, holding the Bills to 181 total yards, including just 53 in the second half. Cincinnati made eight of 16 combined third-down and fourth-down conversions while allowing the Bills a debilitating none of 11. Bengals rookie FB Ickey Woods had his second 100-yard rushing game of the postseason, gaining 102 on 29 carries. The Bengals advanced to the Super Bowl from what was, at the time, the worst previous-season finish (4-11) of any Super Bowl qualifier. Even to the present time, only the 1999 St. Louis Rams (4-12 in '98) have gone farther.

SCORE BY PERIODS	1	2	3	4	OT	PTS.
Buffalo	0	10	0	0	—	10
Cincinnati	7	7	0	7	—	21

TEAM — SCORING PLAY	QTR-LEFT
Cin. — Woods 1 run (Breech kick)	1-1:51
Buff. — Reed 9 pass from Kelly (Norwood kick)	2-13:21
Cin. — Brooks 10 pass from Esiason (Breech kick)	2-2:21
Buff. — Norwood 39 field goal	2-0:22
Cin. — Woods 1 run (Breech kick)	4-14:56

Missed FGs: Norwood (43WL). **Attendance:** 59,747. **Time:** 3:10.

TEAM STATISTICS	BUFF.	CIN.
First downs	10	23
Third down conversions-attempts	0-10	7-15
Total net yards	181	249
Net yards rushing	45	175
Net yards passing	136	74
Pass attempts-completions-interceptions	30-14-3	20-11-2
Sacks against-yards lost	3-27	3-20
Punts-average	6-45.1	6-36.8
Punt returns-yards	1-2	3-24
Kickoff returns-yards	3-57	3-30
Penalties-yards	5-50	4-45
Fumbles-lost	0-0	2-0
Time of possession	20:31	39:29

RUSHING

BUFF.	ATT	YDS	LG	TD	CIN.	ATT	YDS	LG	TD
Mueller	8	21	13	0	Woods	29	102	16	2
Kelly	2	10	5	0	Wilson	5	29	9	0
Thomas	4	6	2	0	Esiason	7	26	29	0
Riddick	1	4	4	0	Jennings	2	12	8	0
Byrum	1	3	3	0	Brooks	7	6	5	0
Harmon	1	1	1	0					
TOTALS	17	45	13	0	TOTALS	50	175	29	2

PASSING

BUFF.	ATT	CMP	YDS	TD-I	CIN.	ATT	CMP	YDS	TD-I
Kelly	30	14	163	1-3	Esiason	20	11	94	1-2
TOTALS	30	14	163	1-3	TOTALS	20	11	94	1-2

RECEIVING

BUFF.	NO	YDS	LG	TD	CIN.	NO	YDS	LG	TD
Reed	5	55	18	1	Holman	4	38	21	0
Riddick	3	28	14	0	Brooks	2	21	11	1
Harmon	3	18	9	0	Riggs	2	16	13	0
T. Johnson	2	48	26	0	McGee	2	14	8	0
Metzelaars	1	14	14	0	Collinsworth	1	5	5	0
TOTALS	14	163	26	1	TOTALS	11	94	21	1

DEFENSE

Buffalo (press box stats) — **ST-AT-TT:** Talley 7-4-11, Still 9-0-9, Bentley 5-4-9, L. Smith 4-2-6, Bennett 4-1-5, B. Smith 4-1-5, Burroughs 4-0-4, Conlan 3-1-4, Odomes 3-1-4, Radecic 3-1-4, Kelso 2-1-3, Jackson 2-0-2, Cocroft 1-0-1, Davis 1-0-1, Riddick 1-0-1, Rittcher 1-0-1. **SKS.-YDS.:** B. Smith 2-13, Still 1-7. **INT.-YDS.:** Kelso 1-25, Bentley 1-0. **PD:** Bentley 2, Kelso 2, Burroughs 1, Talley 1, Radecic 1. **FF:** Odomes 1. **FR-YDS.:** None.

Cincinnati (press box stats) — **ST-AT-TT:** Krumrie 3-3-6, White 4-1-5, Thomas 4-0-4, Bussey 3-0-3, Barker 2-1-3, Fulcher 1-2-3, Horton 1-2-3, Wilcots 1-2-3, Williams 1-2-3, Buck 2-0-2, Zander 2-0-2, Dixon 1-1-2, Kelly 1-1-2, Grant 1-0-1, Skow 1-0-1, Billups 0-1-1. **SKS.-YDS.:** Buck 1-10, Grant 1-10, Williams 1-7. **INT.-YDS.:** Thomas 1-26, Fulcher 1-0, Billups 1-(-3). **PD:** Thomas 4, Billups 2, Fulcher 2, Wilcots 1. **FF:** None. **FR-YDS.:** None.

1988 SEASON

SUPER BOWL XXIII

San Francisco 49ers 20, Cincinnati Bengals 16
Sunday, Jan. 22, 1989 at Joe Robbie Stadium (Miami, Fla.)

NFL commissioner Pete Rozelle termed it the most exciting of the first 23 games in Super Bowl history, and the result regained some respect for the AFC, which had lost the last four contests by an average of more than 27 points. But the dominant emotion of the day still was heartbreak for head coach Sam Wyche's underdog Bengals, who took a 16-13 lead with 3:20 to play on Jim Breech's 40-yard FG before succumbing to a 92-yard, 11-play TD drive led by San Francisco QB Joe Montana. WR John Taylor's game-winning 10-yard TD catch from Montana came with just 34 seconds remaining. Never before had a Super Bowl been won on a TD so late in the game. Cincinnati played without FB Stanley Wilson, who was suspended for a substance abuse violation that occurred the night before the game. In addition, the Bengals played almost the entire contest without All-Pro NT Tim Krumrie, who suffered a severely broken leg early in the first quarter. The teams were tied 3-3 at halftime, tied again at 6-6 late in the third quarter, and then swapped TDs in quick succession. A 93-yard kickoff return by Cincinnati HB Stanford Jennings was countered by a four-play San Francisco TD drive. The third of Breech's three FGs gave Cincinnati its third lead of the day before Montana's final heroics saved the day for the 49ers. San Francisco WR Jerry Rice tied a Super Bowl record with 11 receptions (still tied; originally set by Bengals TE Dan Ross in Super Bowl XVI) for 215 yards and one TD, earning the game's MVP award. Montana completed 23 of 36 passes for 357 yards, two TDs and no INTs. The victory made San Francisco the first NFC team to win three Super Bowls.

SCORE BY PERIODS	1	2	3	4	OT	PTS.
Cincinnati	0	3	10	3	—	16
San Francisco	3	0	3	14	—	20

TEAM — SCORING PLAY	QTR-LEFT
S.F. — Cofer 41 field goal	1-3:14
Cin. — Breech 34 field goal	2-1:15
Cin. — Breech 43 field goal	3-5:39
S.F. — Cofer 32 field goal	3-0:50
Cin. — Jennings 93 kickoff return (Breech kick)	3-0:34
S.F. — Rice 14 pass from Montana (Cofer kick)	4-14:03
Cin. — Breech 40 field goal	4-3:20
S.F. — Taylor 10 pass from Montana (Cofer kick)	4-0:34

Missed FGs: Cofer (19WL, 49WR). **Attendance:** 75,129. **Time:** 3:24.

TEAM STATISTICS	CIN.	S.F.
First downs	13	23
Third down conversions-attempts	4-13	4-13
Total net yards	229	453
Net yards rushing	106	112
Net yards passing	123	341
Pass attempts-completions-interceptions	25-11-1	36-23-0
Sacks against-yards lost	5-21	4-16
Punts-average	5-44.6	4-37.0
Punt returns-yards	2-5	3-56
Kickoff returns-yards	3-132	5-77
Penalties-yards	7-65	4-32
Fumbles-lost	1-0	4-1
Time of possession	32:43	27:17

RUSHING

CIN.	ATT	YDS	LG	TD	S.F.	ATT	YDS	LG	TD
Woods	20	79	10	0	Craig	17	71	13	0
Brooks	6	24	11	0	Rathman	5	23	11	0
Jennings	1	3	3	0	Montana	4	13	11	0
Esiason	1	0	0	0	Rice	1	5	5	0
TOTALS	28	106	11	0	TOTALS	27	112	13	0

PASSING

CIN.	ATT	CMP	YDS	TD-I	S.F.	ATT	CMP	YDS	TD-I
Esiason	25	11	144	0-1	Montana	36	23	357	2-0
TOTALS	25	11	144	0-1	TOTALS	36	23	357	2-0

RECEIVING

CIN.	NO	YDS	LG	TD	S.F.	NO	YDS	LG	TD
Collinsworth	3	40	23	0	Rice	11	215	44	1
Brown	3	32	17	0	Craig	8	101	40	0
Brooks	2	32	20	0	Frank	2	15	8	0
McGee	2	23	18	0	Rathman	1	16	16	0
Hillary	1	17	17	0	Taylor	1	10	10	1
TOTALS	11	144	23	0	TOTALS	23	357	44	2

DEFENSE

Cincinnati (press box stats) — **ST-AT-TT:** Williams 9-1-10, Wilcots 7-0-7, Billups 5-0-5, Fulcher 5-0-5, Bussey 4-1-5, Zander 4-0-4, Buck 3-1-4, Grant 3-0-3, Horton 3-0-3, Thomas 2-1-3, Barker 2-0-2, McClendon 2-0-2, Dixon 1-0-1, White 1-0-1. **SKS.-YDS.:** Fulcher 1-6, Buck 1-5, Williams 1-3, Grant 1-2. **INT.-YDS.:** None. **PD:** Billups 1, Bussey 1, Fulcher 1. **FF:** Fulcher 1, Horton 1. **FR-YDS.:** Skow 1-0.

San Francisco (press box stats) — **ST-AT-TT:** Fagan 6-0-6, Haley 6-0-6, McKyer 6-0-6, Lott 5-0-5, Fuller 4-1-5, Griffin 4-0-4, Carter 3-0-3, Roberts 3-0-3, Fahnhorst 1-1-2, Holt 1-0-1, Romanowski 1-0-1, Stubbs 1-0-1, Turner 1-0-1. **SKS.-YDS.:** Haley 2-10, Stubbs 1-8, Carter 1-3, Fagan 1-0. **INT.-YDS.:** Romanowski 1-0. **PD:** Fuller 1, Griffin 1, Lott 1, Romanowski 1. **FF:** None. **FR-YDS.:** None.

1990 SEASON

AFC WILD CARD PLAYOFF

Cincinnati Bengals 41, Houston Oilers 14
Sunday, Jan. 6, 1991 at Riverfront Stadium

Having been involved in a feisty regular-season rivalry with Houston for several years, Cincinnati got the chance to tangle with the Oilers in the postseason and responded with the most lopsided playoff win in team history. The Bengals outgained the Oilers by 123 yards (349-226) and set team postseason records for points (still stands) and victory margin (still stands), using a well-balanced offensive attack. Cincinnati's rushing game outgained Houston 187-67, yet no Bengals rusher totaled more than 57 yards. Cincinnati's passing game added another 162 net yards, yet no Bengals receiver had more than two catches. Houston, however, failed to mount a serious threat the entire game. The Bengals led 34-0 before the Oilers scored their first point late in the third quarter. Ironically, it was the Oilers who helped put the Bengals in the playoffs the previous week. Houston beat Pittsburgh 34-14 in its Sunday night regular-season finale, allowing Cincinnati to win the AFC Central Division tiebreaker (the Bengals, Oilers and Steelers all had finished 9-7).

SCORE BY PERIODS	1	2	3	4	OT	PTS.
Houston.....	0	0	7	7	—	14
Cincinnati.....	10	10	14	7	—	41

TEAM — SCORING PLAY QTR.-LEFT

Cin. — Woods 1 run (Breech kick).....	1-8:36
Cin. — Breech 27 field goal.....	1-1:10
Cin. — Green 2 pass from Esiason (Breech kick).....	2-9:18
Cin. — Breech 30 field goal.....	2-0:43
Cin. — Ball 3 run (Breech kick).....	3-11:34
Cin. — Esiason 10 run (Breech kick).....	3-11:09
Hou. — Givins 16 pass from Carlson (Garcia kick).....	3-5:15
Cin. — Kattus 9 pass from Esiason (Breech kick).....	4-14:09
Hou. — Givins 5 pass from Carlson (Garcia kick).....	4-6:59

Missed FGs: None. **Attendance:** 60,012. **Time:** 3:05.

TEAM STATISTICS	HOU.	CIN.
First downs.....	13	24
Third down conversions-attempts.....	2-9	4-13
Total net yards.....	226	349
Net yards rushing.....	67	187
Net yards passing.....	159	162
Pass attempts-completions-interceptions.....	33-16-1	25-15-0
Sacks against-yards lost.....	1-6	0-0
Punts-average.....	6-42.6	3-45.0
Punt returns-yards.....	1-19	3-42
Kickoff returns-yards.....	6-114	3-58
Penalties-yards.....	5-33	4-40
Fumbles-lost.....	2-1	1-0
Time of possession.....	20:15	39:45

RUSHING

HOU.	ATT	YDS	LG	TD	CIN.	ATT	YDS	LG	TD
Pinkett	5	43	16	0	Esiason	5	57	27	1
Carlson	4	22	12	0	Green	11	55	12	0
White	4	2	5	0	Ball	7	33	14	1
					Brooks	6	17	14	0
					Jennings	6	16	10	0
					Woods	6	11	4	1
					Wilhelm	3	-2	0	0
TOTALS	13	67	16	0	TOTALS	44	187	27	3

PASSING

HOU.	ATT	CMP	YDS	TD-I	CIN.	ATT	CMP	YDS	TD-I
Carlson	33	16	165	2-1	Esiason	20	14	150	2-0
					Wilhelm	5	1	12	0-0
TOTALS	33	16	165	2-1	TOTALS	25	15	162	2-0

RECEIVING

HOU.	NO	YDS	LG	TD	CIN.	NO	YDS	LG	TD
Givins	6	60	16t	2	Holman	2	51	46	0
Harris	4	37	17	0	McGee	2	23	19	0
Jeffries	2	33	23	0	Kattus	2	19	10	1
Duncan	1	15	15	0	Green	2	15	13	1
Pinkett	1	10	10	0	Jennings	2	15	12	0
Hill	1	5	5	0	Brown	2	14	9	0
White	1	5	5	0	Woods	2	13	9	0
					Barber	1	12	12	0
TOTALS	16	165	23	2	TOTALS	15	162	46	2

DEFENSE

Houston (press box stats) — **ST-AT-TT:** Kinard 8-4-12, McDowell 7-0-7, Grimsley 4-3-7, Lathon 6-0-6, Dishman 4-1-5, Childress 4-0-4, Meads 3-0-3, Allen 2-0-2, Fuller 2-0-2, S.Jones 2-0-2, D.Smith 2-0-2, Maggs 1-0-1, A.Smith 1-0-1, E.Johnson 0-1-1, R.Johnson 0-1-1. **SKS.-YDS.:** None. **INT.-YDS.:** None. **PD:** McDowell 2, Kinard 1, Lathon 1. **FF:** None. **FR-YDS.:** None.

Cincinnati (press box stats) — **ST-AT-TT:** Thomas 6-1-7, Bussey 5-0-5, Grant 3-1-4, Francis 3-0-3, Jones 2-1-3, Krumrie 2-1-3, Fulcher 0-3-3, Billups 2-0-2, Carter 1-0-1. **SKS.-YDS.:** (team) 1-6. **INT.-YDS.:** Fulcher 1-43. **PD:** Fulcher 2, Grant 2, Billups 1, Francis 1, Jones 1. **FF:** None. **FR-YDS.:** Francis 1-0.

1990 SEASON

AFC DIVISIONAL PLAYOFF

L.A. Raiders 20, Cincinnati Bengals 10
Sunday, Jan. 13, 1991 at Los Angeles Coliseum

Los Angeles QB Jay Schroeder, who would join the Bengals as a free agent in 1993, threw two TD passes to help the Raiders defeat Cincinnati and advance to the AFC Championship game. Cincinnati scored first on Jim Breech's 27-yard FG in the second quarter, but Schroeder hit WR Mervyn Fernandez with a 13-yard scoring strike to give Los Angeles a 7-3 halftime lead. The Raiders increased their lead to 10-3 on K Jeff Jaeger's 49-yard FG in the third quarter, and put the game away with 10 unanswered fourth-quarter points on a 41-yard Schroeder pass to TE Ethan Horton and a 25-yard Jaeger FG. The Raiders rushed for 235 yards, including 140 on 21 carries by RB Marcus Allen. DE Greg Townsend had three of the Raiders' four sacks. Raiders RB Bo Jackson, a popular two-sport professional athlete who also played Major League Baseball, rushed for 77 yards on six carries. This game, however, is best remembered by many as the contest that ended Jackson's NFL career. He suffered a hip injury on a tackle by Cincinnati LB Kevin Walker in the third quarter and, though the injury was not considered particularly severe at the time, Jackson never fully recovered to play in the NFL again.

SCORE BY PERIODS	1	2	3	4	OT	PTS.
Cincinnati.....	0	3	0	7	—	10
L.A. Raiders.....	0	7	3	10	—	20

TEAM — SCORING PLAY QTR.-LEFT

Cin. — Breech 27 field goal.....	2-12:07
LARaid. — Fernandez 13 pass from Schroeder (Jaeger kick).....	2-7:29
LARaid. — Jaeger 49 field goal.....	3-5:41
Cin. — Jennings 8 pass from Esiason (Breech kick).....	4-11:49
LARaid. — Horton 41 pass from Schroeder (Jaeger kick).....	4-8:52
LARaid. — Jaeger 25 field goal.....	4-0:19

Missed FGs: None. **Attendance:** 92,045. **Time:** 2:35.

TEAM STATISTICS	CIN.	LARaid.
First downs.....	12	20
Third down conversions-attempts.....	5-12	5-11
Total net yards.....	182	389
Net yards rushing.....	124	235
Net yards passing.....	58	154
Pass attempts-completions-interceptions.....	15-8-0	21-11-1
Sacks against-yards lost.....	4-46	3-18
Punts-average.....	5-51.6	2-39.5
Punt returns-yards.....	0-0	3-40
Kickoff returns-yards.....	4-82	1-18
Penalties-yards.....	1-5	0-0
Fumbles-lost.....	1-0	0-0
Time of possession.....	28:17	31:43

RUSHING

CIN.	ATT	YDS	LG	TD	LARaid.	ATT	YDS	LG	TD
Woods	11	73	18	0	Allen	21	140	20	0
Brooks	11	26	5	0	Jackson	6	77	34	0
Ball	5	14	6	0	Smith	5	18	5	0
Esiason	2	11	8	0					
TOTALS	29	124	18	0	TOTALS	32	235	34	0

PASSING

CIN.	ATT	CMP	YDS	TD-I	LARaid.	ATT	CMP	YDS	TD-I
Esiason	15	8	104	1-0	Schroeder	21	11	172	2-1
TOTALS	15	8	104	1-0	TOTALS	21	11	172	2-1

RECEIVING

CIN.	NO	YDS	LG	TD	LARaid.	NO	YDS	LG	TD
Holman	2	51	40	0	Horton	4	77	41t	1
Brown	2	18	15	0	T.Brown	3	42	26	0
Brooks	1	22	22	0	Fernandez	2	24	13t	1
Jennings	1	8	8t	1	Allen	1	24	24	0
Woods	1	5	5	0	Smith	1	5	5	0
McGee	1	0	0	0					
TOTALS	8	104	40	1	TOTALS	11	172	41t	2

DEFENSE

Cincinnati (press box stats) — **ST-AT-TT:** Bussey 7-0-7, Fulcher 5-1-6, Grant 4-1-5, Walker 4-1-5, Zander 4-1-5, Francis 3-2-5, Krumrie 4-0-4, McClendon 3-1-4, White 3-0-3, Billups 2-0-2, Thomas 2-0-2, Wilcots 1-1-2, Buck 1-0-1, Jones 1-0-1. **SKS.-YDS.:** Zander 1-10, Grant 1-5, Buck 1-3. **INT.-YDS.:** Fulcher 1-11. **PD:** Fulcher 2, Thomas 1, Wilcots 1, Zander 1. **FF:** None. **FR-YDS.:** None.

L.A. Raiders (press box stats) — **ST-AT-TT:** Ellison 10-1-11, Benson 5-4-9, Golic 5-4-9, Anderson 3-3-6, Harden 4-1-5, Townsend 4-0-4, Davis 3-1-4, McDaniel 3-0-3, Long 2-1-3, Gordon 1-1-2, Robinson 1-0-1, Washington 0-1-1. **SKS.-YDS.:** Townsend 3-36, Long 1-10. **INT.-YDS.:** None. **PD:** Anderson 1, Benson 1, Ellison. **FF:** None. **FR-YDS.:** None.

2005 SEASON**AFC WILD CARD PLAYOFF****Pittsburgh Steelers 31, Cincinnati Bengals 17**
Sunday, Jan. 8, 2006 at Paul Brown Stadium

The atmosphere was super-charged at Paul Brown Stadium as the AFC North Champion Bengals made their first postseason appearance in 15 years. But Cincinnati was dealt a devastating blow on its second offensive play, as QB Carson Palmer was lost to a serious knee injury while completing his first NFL postseason pass — a club postseason-record 66 yards to WR Chris Henry. Backup QB Jon Kitna took over for Palmer and helped Cincinnati earn a 17-14 halftime lead, but Pittsburgh owned the second half. The Bengals' offense had just six first downs and 105 net yards in the final two periods and failed to score another point. The Steelers used a botched snap on a Bengals FG attempt and two INTs thrown by Kitna to control the second half and claim the first-ever postseason meeting between the divisional rivals. Pittsburgh, which finished second to the Bengals in the AFC North and entered the playoffs as No. 6-seeded Wild Card, went on to win Super Bowl XL.

SCORE BY PERIODS	1	2	3	4	OT	PTS.
Pittsburgh	0	14	14	3	—	31
Cincinnati	10	7	0	0	—	17

TEAM — SCORING PLAY	QTR-LEFT
Cin. — S. Graham 23 field goal	1-6:54
Cin. — R. Johnson 20 run (S. Graham kick)	1-1:09
Pitt. — W. Parker 19 pass from B. Roethlisberger (J. Reed kick)	2-13:11
Cin. — T. Houshmandzadeh 7 pass from J. Kitna (S. Graham kick)	2-6:13
Pitt. — H. Ward 5 pass from B. Roethlisberger (J. Reed kick)	2-3:48
Pitt. — J. Bettis 5 run (J. Reed kick)	3-5:12
Pitt. — C. Wilson 43 pass from B. Roethlisberger (J. Reed kick)	3-1:13
Pitt. — J. Reed 21 field goal	4-10:29

Missed FGs: None. **Attendance:** 65,870. **Time:** 3:03.

TEAM STATISTICS	PITT.	CIN.
First downs	19	19
Third down conversions-attempts	6-11	9-16
Total net yards	346	327
Net yards rushing	144	84
Net yards passing	202	243
Pass attempts-completions-interceptions	21-14-0	41-25-2
Sacks against-yards lost	1-6	4-20
Punts-average	3-47.0	3-43.7
Punt returns-yards	2-21	2-15
Kickoff returns-yards	4-94	6-127
Penalties-yards	6-39	7-90
Fumbles-lost	0-0	2-0
Time of possession	28:57	31:03

RUSHING

PITT.	ATT	YDS	LG	TD	CIN.	ATT	YDS	LG	TD
J. Bettis	10	52	25	1	R. Johnson	13	56	20t	1
V. Haynes	3	46	26	0	J. Kitna	4	25	12	0
W. Parker	16	38	7	0	C. Perry	2	3	2	0
A. Randle El	1	5	5	0	K. Larson	1	0	0	0
B. Roethlisberger	4	3	6	0					
TOTALS	34	144	26	1	TOTALS	20	84	20t	1

PASSING

PITT.	ATT	CMP	YDS	TD-I	CIN.	ATT	CMP	YDS	TD-I
B. Roethlisberger	19	14	208	3-0	J. Kitna	40	24	197	1-2
J. Bettis	1	0	0	0-0	C. Palmer	1	1	66	0-0
A. Randle El	1	0	0	0-0					
TOTALS	21	14	208	3-0	TOTALS	41	25	263	1-2

RECEIVING

PITT.	NO	YDS	LG	TD	CIN.	NO	YDS	LG	TD
C. Wilson	3	104	54	1	C. Perry	6	11	6	0
W. Parker	3	41	19t	1	K. Walter	5	73	24	0
H. Miller	2	15	9	0	C. Johnson	4	59	24	0
A. Randle El	2	15	15	0	T. Houshmandzadeh	4	25	8	1
H. Ward	2	10	5t	1	R. Johnson	2	14	11	0
V. Haynes	1	14	14	0	M. Schobel	2	11	8	0
J. Tuman	1	9	9	0	C. Henry	1	66	66	0
					R. Kelly	1	4	4	0
TOTALS	14	208	54	3	TOTALS	25	263	66	1

DEFENSE

Pittsburgh (press box stats) — **ST-AT-TT:** T. Carter 7-0-7, L. Foote 4-3-7, D. Townsend 5-1-6, T. Polamalu 4-2-6, J. Farrior 3-1-4, C. Haggans 2-2-4, I. Taylor 3-0-3, C. Hope 1-2-3, A. Smith 1-2-3, J. Porter 0-3-3, C. Hampton 2-0-2, C. Hoke 1-1-2, B. McFadden 1-0-1, S. Morey 1-0-1, T. Kirschke 1-0-1, A. Frazier 0-1-1. **SKS-YDS.:** C. Hoke 1-2, L. Foote 0.5-4.5, C. Haggans 0.5-4.5, T. Polamalu 0.5-2.5, J. Porter 0.5-2.5, (team) 1-4. **INT-YDS.:** J. Farrior 1-22, T. Polamalu 1-4, C. Hope 0-5. **PD:** I. Taylor 2, D. Townsend 2, J. Farrior 1, C. Hope 1, T. Polamalu 1. **FF:** None. **FR-YDS.:** None.

Cincinnati (press box stats) — **ST-AT-TT:** D. Pollack 5-3-8, O. Thurman 3-5-8, K. Kaesviharn 4-2-6, I. Ohalet 4-0-4, D. O'Neal 4-0-4, T. James 3-1-4, B. Simmons 3-1-4, J. Smith 3-1-4, R. Geathers 2-0-2, L. Johnson 0-2-2, B. Robinson 1-0-1, R. Bauman 0-1-1, H. Navies 0-1-1, S. Smith 0-1-1. **SKS-YDS.:** D. Pollack 1-6. **INT-YDS.:** None. **PD:** R. Geathers 1, D. O'Neal 1. **FF:** None. **FR-YDS.:** None.

2009 SEASON**AFC WILD CARD PLAYOFF****N.Y. Jets 24, Cincinnati Bengals 14**

Saturday, Jan. 9, 2010 at Paul Brown Stadium

In a Wild Card Playoff that was relatively even in most statistical categories, the AFC North Champion Bengals were minus-two in turnover differential and could not hold an early lead against the visiting Jets. Cincinnati led 7-0 after the first quarter, on an 11-yard TD pass from QB Carson Palmer to WR Laveranues Coles, but New York gained a 14-7 halftime lead with two scores in a span of less than six minutes in the second quarter. Possession for the go-ahead TD drive was gained by the Jets on an INT by Pro Bowl CB Darrelle Revis. The Bengals' second-half comeback efforts were crippled by missed FG attempts of 35 and 28 yards by K. Shayne Graham. Bengals HB Cedric Benson scored on a 47-yard run in the fourth quarter, and his 169 rushing yards for the game set a Bengals postseason record. The Jets defeated the San Diego Chargers in their Divisional Playoff the following week to advance to the AFC Championship game, where they lost to the Indianapolis Colts.

SCORE BY PERIODS	1	2	3	4	OT	PTS.
N.Y. Jets	0	14	7	3	—	24
Cincinnati	7	0	0	7	—	14

TEAM — SCORING PLAY	QTR-LEFT
Cin. — L. Coles 11 pass from C. Palmer (S. Graham kick)	1-7:07
NYJ — S. Greene 39 run (J. Feely kick)	2-11:52
NYJ — D. Keller 45 pass from M. Sanchez (J. Feely kick)	2-6:19
NYJ — T. Jones 9 run (J. Feely kick)	3-2:18
Cin. — C. Benson 47 run (S. Graham kick)	4-11:04
NYJ — J. Feely 20 field goal	4-5:47

Missed FGs: S. Graham (35WL, 28WR). **Attendance:** 63,686. **Time:** 3:02.

TEAM STATISTICS	NYJ	CIN.
First downs	15	18
Third down conversions-attempts	3-12	5-14
Total net yards	353	281
Net yards rushing	171	171
Net yards passing	182	110
Pass attempts-completions-interceptions	15-12-0	36-18-1
Sacks against-yards lost	0-0	3-36
Punts-average	7-31.4	4-48.0
Punt returns-yards	2-26	1-23
Kickoff returns-yards	3-56	5-128
Penalties-yards	9-76	6-55
Fumbles-lost	0-0	2-1
Time of possession	33:02	26:58

RUSHING

NYJ	ATT	YDS	LG	TD	CIN.	ATT	YDS	LG	TD
S. Greene	21	135	39t	1	C. Benson	21	169	47t	1
T. Jones	15	34	9t	1	C. Palmer	1	2	2	0
B. Smith	2	4	2	0					
M. Sanchez	3	-2	0	0					
TOTALS	41	171	39t	2	TOTALS	22	171	47t	1

PASSING

NYJ	ATT	CMP	YDS	TD-I	CIN.	ATT	CMP	YDS	TD-I
M. Sanchez	15	12	182	1-0	C. Palmer	36	18	146	1-1
TOTALS	15	12	182	1-0	TOTALS	36	18	146	1-1

RECEIVING

NYJ	NO	YDS	LG	TD	CIN.	NO	YDS	LG	TD
J. Cotchery	6	67	18	0	L. Coles	6	48	13	1
D. Keller	3	99	45t	1	Q. Cosby	3	26	14	0
B. Edwards	2	15	16	0	C. Benson	3	12	5	0
B. Smith	1	1	1	0	C. Johnson	2	28	19	0
					A. Caldwell	2	25	13	0
					B. Leonard	2	7	6	0
TOTALS	12	182	45t	1	TOTALS	18	146	19	1

DEFENSE

N.Y. Jets (press box stats) — **ST-AT-TT:** B. Thomas 7-0-7, S. Ellis 5-1-6, L. Sheppard 5-1-6, B. Scott 2-3-5, D. Harris 3-1-4, C. Pace 3-1-4, J. Leonhard 2-2-4, D. Revis 2-1-3, D. Coleman 2-0-2, D. Lowery 1-1-2, M. Douglas 0-2-2, K. Rhodes 0-2-2, J. Ihedigbo 1-0-1, M. Devito 0-1-1, H. Green 0-1-1, S. Pouha 0-1-1. **SKS-YDS.:** J. Leonhard 1-18, S. Ellis 1-10, B. Thomas 1-8. **INT-YDS.:** D. Revis 1-20. **PD:** D. Lowery 2, L. D. Revis 1, B. Scott 1, Sheppard 1, B. Thomas 1. **FF:** J. Leonhard 1, B. Thomas 1. **FR-YDS.:** S. Ellis 1-0.

Cincinnati (press box stats) — **ST-AT-TT:** C. Ndukwe 7-3-10, D. Jones 4-3-7, L. Hall 4-2-6, J. Joseph 3-2-5, T. Johnson 2-3-5, J. Fanene 4-0-4, C. Crocker 3-1-4, K. Rivers 3-1-4, B. Johnson 1-3-4, D. Peko 1-3-4, R. Geathers 1-2-3, M. Trent 1-1-2. **SKS-YDS.:** None. **INT-YDS.:** None. **PD:** B. Johnson 2. **FF:** None. **FR-YDS.:** None.

2011 SEASON**AFC WILD CARD PLAYOFF****Houston Texans 31, Cincinnati Bengals 10**
Saturday, Jan. 7, 2012 at Reliant Stadium

The visiting Bengals set the tone early with a one-yard Cedric Benson TD, a Mike Nugent FG and a strong defensive first half. But big plays would prove to be the difference in the game, and Houston had plenty. With 52 seconds left in the first half, Texans DE J.J. Watt intercepted an Andy Dalton pass and returned it 29 yards for a TD, stirring an already-raucous Reliant Stadium crowd. Trailing 17-10 entering the second half, the Bengals briefly kept the game close, but the Texans pulled ahead 24-10 when WR Andre Johnson scored on a 40-yard reception with 1:08 left in the third quarter. With 5:15 left in the contest, Texans RB Arian Foster, who had a game-high 152 rushing yards, ran 42 yards down the right sideline for a TD that completed the scoring. Bengals QB and Houston area native Andy Dalton passed 27-for-42 for 257 yards, but had three INTs. Houston advanced to the divisional round of the playoffs with the win, but lost to the Baltimore Ravens in that game, 20-13.

SCORE BY PERIODS	1	2	3	4	OT	PTS.
Cincinnati.....	7	3	0	0	—	10
Houston.....	7	10	7	7	—	31

TEAM — SCORING PLAY	QTR.-LEFT
Cin. — C.Benson 1 run (M.Nugent kick).....	1-7:34
Hou. — A.Foster 8 run (N.Rackers kick).....	1-4:57
Cin. — M.Nugent 37 field goal.....	2-7:09
Hou. — N.Rackers 39 field goal.....	2-1:48
Hou. — J.Watt 29 interception return (N.Rackers kick).....	2-0:52
Hou. — A.Johnson 40 pass from T.Yates (N. Rackers kick).....	3-1:08
Hou. — A.Foster 42 run (N.Rackers kick).....	4-5:15

Missed FGs: M.Nugent (50WR). **Attendance:** 71,725. **Time:** 3:04.

TEAM STATISTICS	CIN.	HOU.
First downs.....	21	19
Third down conversions-attempts.....	6-13	6-12
Total net yards.....	300	340
Net yards rushing.....	76	188
Net yards passing.....	224	152
Pass attempts-completions-interceptions.....	42-27-3	20-11-0
Sacks against-yards lost.....	4-33	2-7
Punts-average.....	3-48.3	5-50.2
Punt returns-yards.....	3-20	3-12
Kickoff returns-yards.....	1-22	0-0
Penalties-yards.....	3-25	5-87
Fumbles-lost.....	1-0	0-0
Time of possession.....	30:17	29:43

RUSHING

CIN.	ATT	YDS	LG	TD	HOU.	ATT	YDS	LG	TD
B.Leonard	3	34	19	0	A.Foster	24	153	42t	2
A.Dalton	3	17	15	0	B.Tate	9	37	9	0
C.Benson	7	14	7	1	J.Casey	1	0	0	0
B.Scott	6	11	4	0	T.Yates	1	-2	-2	0
TOTALS	19	76	19	1	TOTALS	35	188	42t	2

PASSING

CIN.	ATT	CMP	YDS	TD-I	HOU.	ATT	CMP	YDS	TD-I
A.Dalton	42	27	257	0-3	T.Yates	20	11	159	1-0
TOTALS	42	27	257	0-3	TOTALS	20	11	159	1-0

RECEIVING

CIN.	NO	YDS	LG	TD	HOU.	NO	YDS	LG	TD
B.Leonard	6	36	16	0	A.Johnson	5	90	40t	1
A.Green	5	47	21	0	A.Foster	3	29	15	0
J.Gresham	5	46	16	0	O.Daniels	2	29	21	0
J.Simpson	3	33	16	0	K.Walter	1	11	11	0
B.Scott	3	29	11	0					
R.Whalen	2	24	20	0					
D.Lee	1	36	36	0					
A.Hawkins	1	8	8	0					
C.Benson	1	-2	-2	0					
TOTALS	27	257	36	0	TOTALS	11	159	40t	1

DEFENSE

Cincinnati (press box stats) — **ST-AT-TT:** T.Howard 6-0-6, J.Fanene 5-1-6, R.Nelson 5-1-6, M.Lawson 4-1-5, A.Jones 4-0-4, D.Peko 4-0-4, G.Atkins 3-1-4, N.Clements 3-1-2, R.Geathers 2-1-3, R.Mauluga 1-2-3, C.Crocker 2-0-2, K.Jennings 2-0-2, F.Rucker 1-1-2, C.Dunlap 1-0-1, D.Skuta 1-0-1. **SKS.-YDS.:** R.Nelson 1-7, G.Atkins 1-0. **INT.-YDS.:** None. **PD:** N.Clements 1, C.Crocker 1, J.Fanene 1. **FF:** None. **FR-YDS.:** None.

Houston (press box stats) — **ST-AT-TT:** B.Cushing 5-3-8, D.Manning 5-2-7, J.Joseph 6-0-6, A.Smith 5-0-5, G.Quin 4-1-5, J.Allen 3-2-5, B.Reed 3-2-5, K.Jackson 3-1-4, E.Mitchell 3-1-4, D.Ryans 2-2-4, C.Barwin 3-0-3, S.Cody 1-2-3, J.Watt 2-0-2, T.Jamison 1-1-2, Q.Demps 1-0-1, T.Dobbins 1-0-1. **SKS.-YDS.:** E.Mitchell 1-9, B.Reed 1-9, A.Smith 1-8, J.Watt 1-7. **INT.-YDS.:** J.Watt 1-29, D.Manning 1-0, J.Joseph 1-(-1). **PD:** J.Joseph 2, B.McCain 2, J.Allen 1, T.Jamison 1, D.Manning 1, E.Mitchell 1, J. Watt 1. **FF:** None. **FR-YDS.:** None.

2012 SEASON**AFC WILD CARD PLAYOFF****Houston Texans 19, Cincinnati Bengals 13**
Sunday, Jan. 5, 2013 at Reliant Stadium

The Bengals were outgained 420-198 and had only 21:11 possession time, but they hung in against the favored Texans on the strength of a defensive TD and excellent defense in the red zone. Cincinnati had a first down at the Houston 35 with 3:40 to play, looking for a TD for the lead, but the offense could get no farther, and Houston ran out the clock after Cincinnati surrendered the ball on downs. The Bengals got their lone TD on a 21-yard Leon Hall INT return in the second quarter, a play that gave Cincinnati a 7-6 lead. The defense overall was in a bend-but-not-break mode, allowing four red-zone penetrations but forcing the Texans to settle for one TD and three FGs. Houston RB Arian Foster was the day's outstanding individual performer, rushing for 140 yards on 32 carries.

SCORE BY PERIODS	1	2	3	4	OT	PTS.
Cincinnati.....	0	7	3	3	—	13
Houston.....	3	6	7	3	—	19

TEAM — SCORING PLAY	QTR.-LEFT
Hou. — S.Graham 48 field goal.....	1-7:49
Hou. — S.Graham 27 field goal.....	2-13:07
Cin. — L.Hall 21 interception return (J.Brown kick).....	2-9:30
Hou. — S.Graham 22 field goal.....	2-2:19
Hou. — A.Foster 1 run (S.Graham kick).....	3-10:31
Cin. — J.Brown 34 field goal.....	3-7:48
Hou. — S.Graham 24 field goal.....	4-14:17
Cin. — J.Brown 47 field goal.....	4-9:03

Missed FGs: None. **Attendance:** 71,738. **Time:** 3:03.

TEAM STATISTICS	CIN.	HOU.
First downs.....	12	24
Third down conversions-attempts.....	0-9	8-17
Total net yards.....	198	420
Net yards rushing.....	80	158
Net yards passing.....	118	262
Pass attempts-completions-interceptions.....	30-14-1	38-29-1
Sacks against-yards lost.....	2-9	0-0
Punts-average.....	5-46.6	3-42.0
Punt returns-yards.....	3-12	2-14
Kickoff returns-yards.....	6-156	2-47
Penalties-yards.....	5-51	7-55
Fumbles-lost.....	1-0	0-0
Time of possession.....	21:11	38:49

RUSHING

CIN.	ATT	YDS	LG	TD	HOU.	ATT	YDS	LG	TD
B.Green-Ellis	11	63	29	0	A.Foster	32	140	17	1
A.Dalton	4	15	12	0	K.Martin	1	16	16	0
B.Leonard	1	2	2	0	M.Schaub	4	1	2	0
					B.Tate	2	1	1	0
TOTALS	16	80	29	0	TOTALS	39	158	17	1

PASSING

CIN.	ATT	CMP	YDS	TD-I	HOU.	ATT	CMP	YDS	TD-I
A.Dalton	30	14	127	0-1	M.Schaub	38	29	262	0-1
TOTALS	30	14	127	0-1	TOTALS	38	29	262	0-1

RECEIVING

CIN.	NO	YDS	LG	TD	HOU.	NO	YDS	LG	TD
A.Green	5	80	45	0	O.Daniels	9	91	19	0
M.Jones	3	34	15	0	A.Foster	8	34	13	0
A.Hawkins	2	15	8	0	A.Johnson	4	62	22	0
J.Gresham	2	7	6	0	K.Walter	4	26	12	0
B.Green-Ellis	2	-9	-3	0	G.Graham	3	29	20	0
					J.Casey	1	20	20	0
TOTALS	14	127	45	0	TOTALS	29	262	22	0

DEFENSE

Cincinnati (press box stats) — **ST-AT-TT:** R.Nelson 9-1-10, R.Mauluga 6-4-10, N.Clements 8-1-9, T.Newman 7-0-7, V.Burfit 4-2-6, L.Hall 4-0-4, P.Sims 4-0-4, D.Peko 3-1-4, R.Geathers 2-2-4, C.Dunlap 2-1-3, G.Atkins 1-2-3, M.Lawson 2-0-2, M.Johnson 1-1-2, E.Lamur 1-1-2, A.Jones 1-0-1, D.Skuta 1-0-1, W.Gilberry 0-1-1. **SKS.-YDS.:** None. **INT.-YDS.:** L.Hall 1-21. **PD:** L.Hall 1, A.Jones 1, T.Newman 1. **FF:** None. **FR-YDS.:** None.

Houston (press box stats) — **ST-AT-TT:** J.Joseph 5-0-5, J.Watt 5-0-5, B.James 4-0-4, S.Keo 2-2-4, B.Reed 3-0-3, C.Barwin 2-0-2, K.Jackson 2-0-2, G.Quin 2-0-2, A.Smith 2-0-2, B.Harris 1-0-1, D.Manning 1-0-1, E.Mitchell 1-0-1, B.Ruud 1-0-1. **SKS.-YDS.:** J.Watt 1-9, B.Reed 1-0. **INT.-YDS.:** J.Joseph 1-14. **PD:** G.Quin 3, K.Jackson 2, J.Joseph 2, J.Watt 2, C.Barwin 1, B.Harris 1. **FF:** None. **FR-YDS.:** None.

2013 SEASON**AFC WILD CARD PLAYOFF****San Diego Chargers 27, Cincinnati Bengals 10**
Sunday, Jan. 5, 2014 at Paul Brown Stadium

The AFC North Division champion Bengals piled up a 439-318 yardage edge in their Wild Card playoff vs. San Diego, but the Chargers won with relative ease while posting a plus-four edge in turnover differential (four takeaways, no giveaways). The Bengals held a 10-7 halftime lead, but San Diego went ahead on an 80-yard TD drive on its first possession of the third quarter. The Chargers added a third-quarter FG after Bengals QB Andy Dalton lost a fumble, and the Chargers tacked on a fourth-quarter TD following an INT. The Bengals' lone TD came on a four-yard second-quarter pass from Dalton to TE Jermaine Gresham. WR Marvin Jones set a Bengals postseason record with 130 receiving yards, topping a former mark of 120 by Cris Collinsworth, and Dalton's 334 passing yards were second-most in Bengals postseason annals. The Chargers, a Wild Card playoff entry, advanced to a Divisional round game at New England.

SCORE BY PERIODS	1	2	3	4	OT	PTS.
San Diego	7	0	10	10	—	27
Cincinnati.....	0	10	0	0	—	10

TEAM — SCORING PLAY	QTR-LEFT
S.D. — D.Woodhead 5 run (N.Novak kick)	1-0:48
Cin. — J.Gresham 4 pass from A.Dalton (M.Nugent kick)	2-5:59
Cin. — M.Nugent 46 field goal	2-0:00
S.D. — L.Green 4 pass from P.Rivers (N.Novak kick)	3-6:46
S.D. — N.Novak 25 field goal	3-2:00
S.D. — N.Novak 23 field goal	4-14:16
S.D. — R.Brown 58 run (N.Novak kick)	4-2:17

Missed FGs: None. **Attendance:** 62,277. **Time:** 3:10.

TEAM STATISTICS	S.D.	CIN.
First downs	16	27
Third down conversions-attempts	4-12	3-12
Total net yards	318	439
Net yards rushing	196	113
Net yards passing	122	326
Pass attempts-completions-interceptions	16-12-0	51-29-2
Sacks against-yards lost	1-6	3-8
Punts-average	6-43.2	3-39.3
Punt returns-yards	0-0	3-6
Kickoff returns-yards	1-23	6-151
Penalties-yards	5-28	4-38
Fumbles-lost	0-0	3-2
Time of possession	29:28	30:32

RUSHING

S.D.	ATT	YDS	LG	TD	CIN.	ATT	YDS	LG	TD
R.Brown	8	77	58t	1	G.Bernard	12	45	12	0
D.Woodhead	15	54	9	1	B.Green-Ellis	8	42	12	0
R.Mathews	13	52	8	0	A.Dalton	5	26	12	0
E.Royal	1	9	9	0					
P.Rivers	2	4	2	0					
L.McClain	1	0	0	0					
TOTALS	40	196	58t	2	TOTALS	25	113	12	0

PASSING

S.D.	ATT	CMP	YDS	TD-I	CIN.	ATT	CMP	YDS	TD-I
P.Rivers	16	12	128	1-0	A.Dalton	51	29	334	1-2
TOTALS	16	12	128	1-0	TOTALS	51	29	334	1-2

RECEIVING

S.D.	NO	YDS	LG	TD	CIN.	NO	YDS	LG	TD
L.Green	3	34	22	1	M.Jones	8	130	49	0
K.Allen	2	21	12	0	G.Bernard	7	73	17	0
D.Woodhead	2	14	11	0	J.Gresham	7	64	13	1
R.Mathews	2	12	9	0	A.Green	3	34	14	0
E.Royal	1	33	33	0	A.Hawkins	3	20	10	0
R.Brown	1	9	9	0	M.Sanu	1	13	13	0
A.Gates	1	5	5	0					
TOTALS	12	128	33	1	TOTALS	29	334	49	1

DEFENSE

San Diego (press box stats) — **ST-AT-TT:** D.Butler 9-3-12, M.Te'o 3-4-7, J.Addae 4-1-5, M.Gilchrist 3-2-5, J.Johnson 3-2-5, C.Liugot 3-2-5, R.Walker 3-2-5, E.Weddle 3-2-5, S.Wright 3-2-5, M.Ingram 0-3-3, R.Marshall 2-0-2, C.Thomas 2-0-2, D.Stuckey 1-1-2, L.Guy 1-0-1, K.Reyes 0-1-1. **SKS-YDS:** J.Johnson 1-4, C.Thomas 1-3, C.Liugot 1-1. **INT-YDS:** S.Wright 1-30, M.Ingram 1-3. **PD:** D.Stuckey 2, M.Ingram 1, K.Reyes 1, E.Weddle 1, S.Wright 1. **FF:** D.Butler 1. **FR-YDS:** R.Marshall 1-13, J.Addae 1-0.

Cincinnati (press box stats) — **ST-AT-TT:** R.Mauluga 12-3-15, A.Jones 7-0-7, V.Burfit 2-5-7, B.Thompson 3-2-5, R.Nelson 4-0-4, C.Dunlap 2-2-4, J.Harrison 3-0-3, W.Gilberry 2-1-3, G.Iloka 2-0-2, D.Kirkpatrick 2-0-2, D.Peko 2-0-2, C.Crocker 1-1-2, M.Johnson 1-0-1. **SKS-YDS:** V.Burfit 0.5-3, C.Crocker 0.5-3. **INT-YDS:** None. **PD:** None. **FF:** None. **FR-YDS:** None.

2014 SEASON**AFC WILD CARD PLAYOFF****Indianapolis Colts 26, Cincinnati Bengals 10**
Sunday, Jan. 4, 2015 at Lucas Oil Stadium

Significantly depleted in their receiving corps, the Bengals were no match for the AFC South champion Colts. Indianapolis QB Andrew Luck passed for 376 yards, re-setting a Bengals opponent playoff record previously held by QB Joe Montana from Super Bowl XXIII (357). The Colts totaled 482 yards to Cincinnati's 254. The Bengals moved the ball well on their first two possessions and were tied 7-7 late in the first quarter, after a 74-yard TD drive. At halftime, Cincinnati trailed by only 13-10, thanks to a 57-yard Mike Nugent FG near the end of the second quarter. The 57-yarder was a Bengals postseason record by 10 yards and topped by two yards the team regular-season record of 55 that Nugent shared with K Chris Bahr. But the Bengals managed only 98 net yards and no points in the second half, while the Colts struck for a Luck 36-yard TD pass and two FGs by K Adam Vinatieri. The Bengals played without their top two leaders in receptions — WR A.J. Green (concussion) and TE Jermaine Gresham (back strain).

SCORE BY PERIODS	1	2	3	4	OT	PTS.
Cincinnati.....	7	3	0	0	—	10
Indianapolis	7	6	10	3	—	26

TEAM — SCORING PLAY	QTR-LEFT
Ind. — D.Herron 2 run (A.Vinatieri kick)	1-11:05
Cin. — J.Hill 1 run (M.Nugent kick)	1-1:28
Ind. — A.Vinatieri 38 field goal	2-12:41
Ind. — A.Vinatieri 29 field goal	2-8:34
Cin. — M.Nugent 57 field goal	2-0:10
Ind. — D.Moncrief 36 pass from A.Luck (A.Vinatieri kick)	3-7:48
Ind. — A.Vinatieri 22 field goal	3-1:31
Ind. — A.Vinatieri 53 field goal	4-11:31

Missed FGs: None. **Attendance:** 63,385. **Time:** 3:06.

TEAM STATISTICS	CIN.	IND.
First downs	14	22
Third down conversions-attempts	6-15	6-14
Total net yards	254	482
Net yards rushing	110	114
Net yards passing	144	368
Pass attempts-completions-interceptions	35-18-0	44-31-0
Sacks against-yards lost	3-11	1-8
Punts-average	8-47.5	4-51.5
Punt returns-yards	2-20	5-35
Kickoff returns-yards	3-80	3-76
Penalties-yards	6-45	9-66
Fumbles-lost	1-1	2-1
Time of possession	25:50	34:10

RUSHING

CIN.	ATT	YDS	LG	TD	IND.	ATT	YDS	LG	TD
J.Hill	13	47	18	1	D.Herron	12	56	27	1
A.Dalton	4	34	16	0	Z.Tipton	11	40	11	0
R.Burkhead	1	23	23	0	A.Luck	2	18	18	0
G.Bernard	3	6	6	0					
TOTALS	21	110	23	1	TOTALS	25	114	27	1

PASSING

CIN.	ATT	CMP	YDS	TD-I	IND.	ATT	CMP	YDS	TD-I
A.Dalton	35	18	155	0-0	A.Luck	44	31	376	1-0
TOTALS	35	18	155	0-0	TOTALS	44	31	376	1-0

RECEIVING

CIN.	NO	YDS	LG	TD	IND.	NO	YDS	LG	TD
G.Bernard	8	46	13	0	D.Herron	10	85	18	0
R.Hewitt	3	37	14	0	T.Hilton	6	103	30	0
R.Burkhead	3	34	26	0	H.Nicks	3	59	45	0
M.Sanu	3	31	11	0	D.Moncrief	3	54	36t	1
K.Brock	1	7	7	0	D.Allen	3	30	12	0
					J.Doyle	3	9	4	0
					C.Fleener	1	18	18	0
					R.Wayne	1	12	12	0
					Z.Tipton	1	6	6	0
TOTALS	18	155	26	0	TOTALS	31	376	45	1

DEFENSE

Cincinnati (press box stats) — **ST-AT-TT:** V.Rey 5-6-11, E.Lamur 6-0-6, A.Jones 4-2-6, R.Nelson 4-1-5, M.Flowers 3-2-5, G.Iloka 2-3-5, B.Thompson 2-2-4, T.Newman 3-0-3, G.Atkins 2-1-3, D.Kirkpatrick 2-1-3, D.Peko 1-2-3, D.Dennard 2-0-2, R.Mauluga 2-0-2, C.Dunlap 1-1-2, L.Hall 1-1-2, W.Gilberry 0-2-2, M.Hunt 0-2-2. **SKS-YDS:** G.Atkins 0.5-4, M.Hunt 0.5-4. **INT-YDS:** None. **PD:** L.Hall 1, D.Kirkpatrick 1, R.Mauluga 1, T.Newman 1. **FF:** D.Dennard 1, V.Rey 1. **FR-YDS:** R.Nelson 1-6.

Indianapolis (press box stats) — **ST-AT-TT:** J.Freeman 7-8-15, M.Adams 7-2-9, D.Jackson 2-4-6, V.Davis 4-0-4, L.Landry 1-2-3, G.Toler 2-0-2, E.Walden 2-0-2, D.Butler 1-1-2, C.Redding 1-1-2, A.Jones 0-2-2, J.Chapman 1-0-1, M.Hughes 1-0-1, R.Jean Francois 0-1-1, J.Newsome 0-1-1. **SKS-YDS:** J.Freeman 1.5-5.5, C.Redding 1-3, R.Jean Francois 0.5-2.5. **INT-YDS:** None. **PD:** G.Toler 3, C.Redding 2, M.Adams 1, V.Davis 1, D.Jackson 1, E.Walden 1. **FF:** J.Freeman 1. **FR-YDS:** M.Hughes 1-0.

2015 SEASON**AFC WILD CARD PLAYOFF****Pittsburgh Steelers 18, Cincinnati Bengals 16**
Saturday, Jan. 9, 2016 at Paul Brown Stadium

The Bengals rallied from a 15-0 deficit to take a 16-15 lead with 1:50 to play, and Cincinnati had a first down at the Steelers' 26-yard line with 1:36 left. But Pittsburgh recovered a fumble by HB Jeremy Hill on the next Bengals play, and the Steelers drove for a game-winning 37-yard FG at the 0:14 mark, aided by two personal foul penalties against Cincinnati. The Bengals had rallied to take the lead with three fourth-quarter scores — a one-yard TD run by Hill, a 36-yard Mike Nugent FG and a 25-yard TD pass from QB AJ McCarron to WR A.J. Green. McCarron, as he had in the last three regular-season games, was subbing for injured No. 1 QB Andy Dalton. The Bengals had the home field after winning the AFC North Division with a 12-4 record, but the 10-6 Steelers earned a Wild Card berth and advanced to the Divisional playoff round with the win.

SCORE BY PERIODS	1	2	3	4	OT	PTS.
Pittsburgh.....	0	6	9	3	—	18
Cincinnati.....	0	0	0	16	—	16

TEAM — SCORING PLAY	QTR.-LEFT
Pitt. — C.Boswell 39 field goal	2-2:27
Pitt. — C.Boswell 30 field goal	2-0:33
Pitt. — C.Boswell 34 field goal	3-10:09
Pitt. — M.Bryant 10 pass from B.Roethlisberger (pass failed).....	3-5:02
Cin. — J.Hill 1 run (M.Nugent kick).....	4-13:57
Cin. — M.Nugent 36 field goal	4-5:12
Cin. — A.Green 25 pass from A.McCarron (run failed).....	4-1:50
Pitt. — C.Boswell 35 field goal	4-0:14

Missed FGs: None. **Attendance:** 63,257. **Time:** 3:41.

TEAM STATISTICS	PITT.	CIN.
First downs.....	21	19
Third down conversions-attempts.....	2-13	5-15
Total net yards.....	369	279
Net yards rushing.....	167	91
Net yards passing.....	202	188
Pass attempts-completions-interceptions.....	36-20-1	41-23-1
Sacks against-yards lost	4-38	3-24
Punts-average.....	7-41.9	6-42.5
Punt returns-yards.....	2-8	2-34
Kickoff returns-yards	1-16	2-50
Penalties-yards	10-142	8-79
Fumbles-lost.....	2-1	5-3
Time of possession.....	30:37	29:23

RUSHING

PITT.	ATT	YDS	LG	TD	CIN.	ATT	YDS	LG	TD
J.Todman	11	65	25	0	J.Hill	12	50	38	1
F.Toussaint	17	58	9	0	G.Bernard	6	28	14	0
M.Bryant	1	44	44	0	A.McCarron	5	9	6	0
					R.Burkhead	1	4	4	0
TOTALS	29	167	44	0	TOTALS	24	91	38	1

PASSING

PITT.	ATT	CMP	YDS	TD-I	CIN.	ATT	CMP	YDS	TD-I
B.Roethlisberger	31	18	229	1-0	A.McCarron	41	23	212	1-1
L.Jones	5	2	11	0-1					
TOTALS	36	20	240	1-1	TOTALS	41	23	212	1-1

RECEIVING

PITT.	NO	YDS	LG	TD	CIN.	NO	YDS	LG	TD
A.Brown	7	119	60	0	A.Green	5	71	25t	1
M.Bryant	5	29	10t	1	T.Eifert	5	58	18	0
F.Toussaint	4	60	27	0	M.Jones	4	32	13	0
M.Wheaton	2	23	24	0	J.Hill	3	27	13	0
H.Miller	2	9	5	0	M.Sanu	3	17	8	0
					G.Bernard	2	2	4	0
					R.Burkhead	1	5	5	0
TOTALS	20	240	60	1	TOTALS	23	212	25t	1

DEFENSE

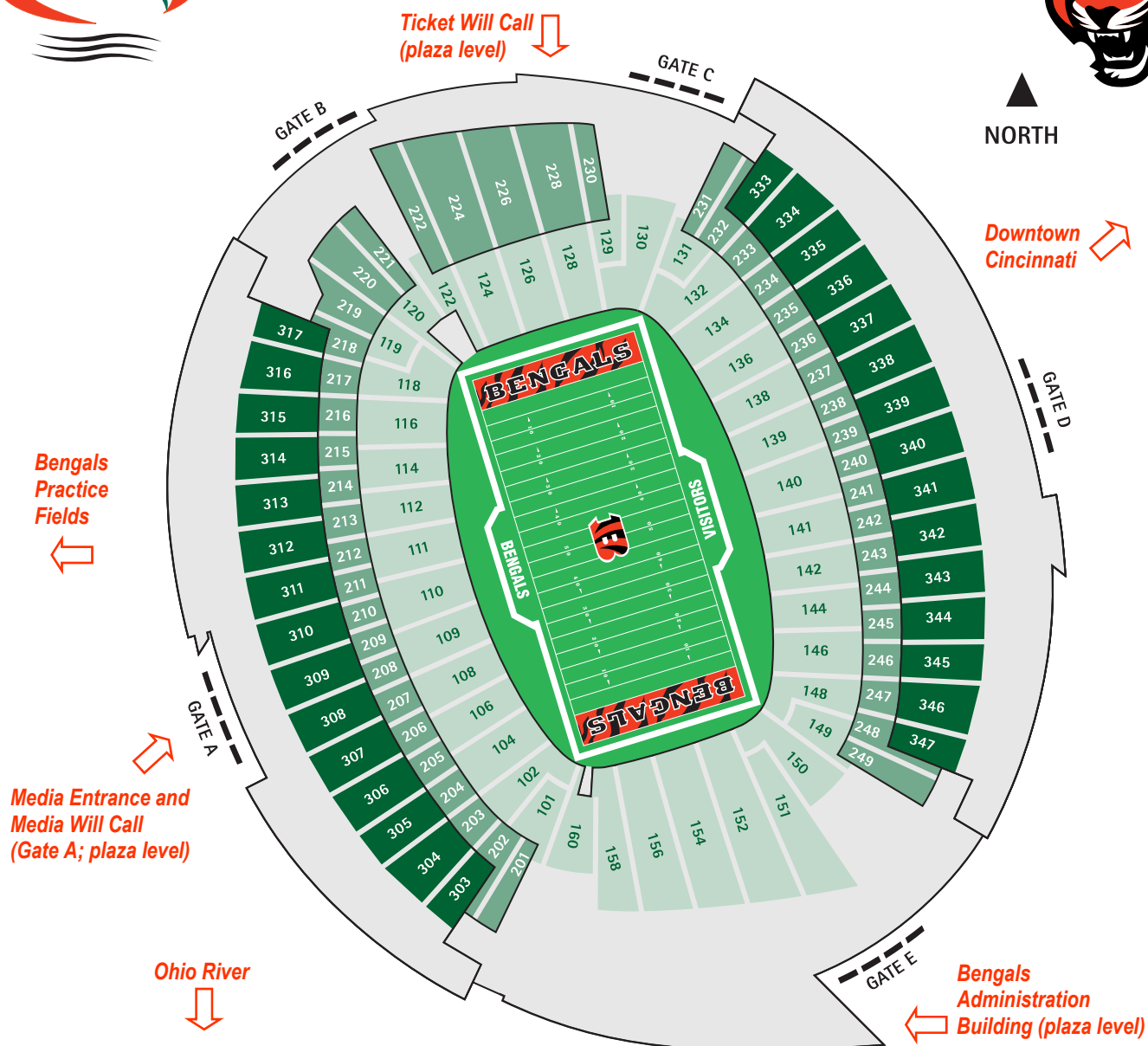
Pittsburgh (press box stats) — **ST-AT-TT:** R.Shazier 9-4-13, W.Gay 4-1-5, J.Harrison 3-1-4, J.Jones 2-2-4, A.Moats 2-2-4, L.Timmons 2-2-4, W.Allen 3-0-3, B.Dupree 2-1-3, S.Tuitt 1-2-3, B.Boykin 2-0-2, M.Mitchell 2-0-2, C.Thomas 1-1-2, A.Blake 1-0-1, C.Heyward 1-0-1, S.McLendon 1-0-1, V.Williams 1-0-1. **SKS-YDS.:** J.Jones 1-11, C.Heyward 1-11, J.Harrison 1-2. **INT-YDS.:** A.Blake 1-35. **PD:** R.Shazier 2, A.Blake 1, R.Golden 1. **FF:** R.Shazier 2, C.Heyward 1, J.Jones 1. **FR-YDS.:** C.Thomas 1-11, R.Shazier 1-0, R.Cockrell 1-(-3).

Cincinnati (press box stats) — **ST-AT-TT:** R.Mauluga 7-3-10, V.Burfict 5-1-6, S.Williams 5-0-5, G.Iloka 4-1-5, M.Johnson 4-1-5, G.Atkins 3-0-3, R.Nelson 3-0-3, D.Smith 3-0-3, D.Kirkpatrick 2-1-3, C.Lewis-Harris 2-1-3, C.Dunlap 1-2-3, L.Hall 2-0-2, A.Jones 1-1-2, V.Rey 1-1-2, W.Clarke 1-0-1, A.Hawk 1-0-1, W.Gilberry 0-1-1, P.Sims 0-1-1. **SKS-YDS.:** V.Burfict 1-12, R.Nelson 1-10, G.Atkins 1-5, C.Dunlap 0.5-5.5, P.Sims 0.5-5.5. **INT-YDS.:** V.Burfict 1-0. **PD:** V.Burfict 1, C.Dunlap 1, L.Hall 1, C.Lewis-Harris 1, V.Rey 1, P.Sims 1. **FF:** V.Burfict 1, S.Williams 1. **FR-YDS.:** G.Iloka 1-0.





Paul Brown Stadium Seating Diagram and Ticket Information



Paul Brown Stadium seats 65,515 for Bengals games. Ticket information is available online by visiting www.bengals.com/tickets. Fans can purchase tickets in any of the following three ways:

- 1) By telephone by contacting the Bengals ticket office at 513-621-8383, or toll-free at 866-621-8383.
- 2) Online by visiting www.bengals.com/tickets or www.ticketmaster.com.
- 3) In person from 9 a.m.-5 p.m. Monday through Friday at the Bengals ticket office, located in the team's administrative offices on the Plaza Level near Gate E on the southeast side of the stadium. On game days, the ticket office is located on the Plaza Level between Gates B and C on the north side of the stadium, opening four hours prior to kickoff for day-of-game ticket purchases.

For information about season tickets, contact the Bengals ticket office by phone at 513-621-8383 or 866-621-8383, or online by visiting www.bengals.com/tickets. For information about club seats, private suites and hospitality opportunities, contact the team's premium seat sales department at the same number or visit www.bengals.com/tickets.

Paul Brown Stadium seating elevations are divided into three primary levels. The capacities for those levels are:

SEATING AREA	*NO. OF SEATS
Field Level (light green sections in above diagram).....	28,385
Club Level (medium green; includes private suites)	17,800
Canopy Level (dark green)	19,330
	65,515

**NOTE: The capacity numbers listed here do not include additional standing room seats in private suites, or wheelchair-accessible seating locations.*



CINCINNATI BENGALS

One Paul Brown Stadium, Cincinnati, Ohio 45202

Administrative Offices: (513) 621-3550 | FAX: (513) 621-3570

Bengals Ticket Hotline: (513) 621-8383 | Toll-free Ticket Hotline: (866) 621-8383

www.bengals.com

2021 SCHEDULE

Preseason

DAY	DATE	OPPONENT	TV NETWORK	TIME
Sat.	Aug. 14	at Tampa Bay	Bengals PSTV	7:30 p.m.
Fri.	Aug. 20	at Washington	Bengals PSTV	8 p.m.
Sun.	Aug. 29	MIAMI	CBS	4 p.m.

Regular season

DAY	DATE	OPPONENT	TV NETWORK	TIME
Sun.	Sept. 12	MINNESOTA	FOX	1 p.m.
Sun.	Sept. 19	at Chicago	FOX	1 p.m.
Sun.	Sept. 26	at Pittsburgh	CBS	1 p.m.
Thurs.	Sept. 30	JACKSONVILLE	NFL Network	8:20 p.m.
Sun.	Oct. 10	GREEN BAY	FOX	*1 p.m.
Sun.	Oct. 17	at Detroit	FOX	*1 p.m.
Sun.	Oct. 24	at Baltimore	CBS	*1 p.m.
Sun.	Oct. 31	at N.Y. Jets	CBS	*1 p.m.
Sun.	Nov. 7	CLEVELAND	CBS	*1 p.m.
Sun.	Nov. 14	— BYE —		
Sun.	Nov. 21	at Las Vegas	CBS	*4:05 p.m.
Sun.	Nov. 28	PITTSBURGH	CBS	*1 p.m.
Sun.	Dec. 5	L.A. CHARGERS	FOX	*1 p.m.
Sun.	Dec. 12	SAN FRANCISCO	CBS	*1 p.m.
Sun.	Dec. 19	at Denver	CBS	*4:05 p.m.
Sun.	Dec. 26	BALTIMORE	CBS	*1 p.m.
Sun.	Jan. 2	KANSAS CITY	CBS	*1 p.m.
Sun.	Jan. 9	at Cleveland	CBS	*1 p.m.

All times are Eastern.

An asterisk (*) denotes a game subject to flexible scheduling.

Preseason games not nationally televised are broadcast on the Bengals Preseason TV Network (see page 3 for a list of regional TV stations on Bengals PSTV).