



# DENVER BRONCOS WEEKLY RELEASE

3 World Championships • 8 Super Bowls • 10 AFC Title Games  
15 AFC West Titles • 22 Playoff Berths • 29 Winning Seasons



**REGULAR SEASON  
WEEK  
#15**



**Denver Broncos (7-6)**

**vs.**

**Cincinnati Bengals (7-6)**

Sunday, Dec. 19, 2021 • 2:05 p.m. MST

Empower Field at Mile High • Denver

## DENVER BRONCOS SEEK FIFTH HOME VICTORY OF '21 SEASON VERSUS BENGALS



The Denver Broncos (7-6) play their second consecutive home game and host the Cincinnati Bengals (7-6) on Sunday at 2:05 p.m. MST at Empower Field at Mile High. The Broncos, who are 4-3 at home this season, are seeking their fifth victory at Empower Field for the second time in three seasons.

## 2021 DENVER BRONCOS SCHEDULE

### PRESEASON (3-0)

Wk. Day	Date	Opponent	Site	Result	Rec.
1 Sat.	Aug. 14	at Minnesota	U.S. Bank Stadium	W, 33-6	1-0
2 Sat.	Aug. 21	at Seattle	Lumen Field	W, 30-3	2-0
3 Sat.	Aug. 28	L.A. RAMS	Empower Field at Mile High	W, 17-12	3-0

### REGULAR SEASON (6-5)

Wk. Day	Date	Opponent	Site	Time/Result	TV/Rec.
1 Sun.	Sept. 12	at N.Y. Giants	MetLife Stadium	W, 27-13	1-0
2 Sun.	Sept. 19	at Jacksonville	TIAA Bank Field	W, 23-13	2-0
3 Sun.	Sept. 26	N.Y. JETS	Empower Field at Mile High	W, 26-0	3-0
4 Sun.	Oct. 3	BALTIMORE	Empower Field at Mile High	L, 23-7	3-1
5 Sun.	Oct. 10	at Pittsburgh	Heinz Field	L, 27-19	3-2
6 Sun.	Oct. 17	LAS VEGAS	Empower Field at Mile High	L, 34-24	3-3
7 Thu.	Oct. 21	at Cleveland	FirstEnergy Stadium	L, 17-14	3-4
8 Sun.	Oct. 31	WASHINGTON	Empower Field at Mile High	W, 17-10	4-4
9 Sun.	Nov. 7	at Dallas	AT&T Stadium	W, 30-16	5-4
10 Sun.	Nov. 14	PHILADELPHIA	Empower Field at Mile High	L, 30-13	5-5
11 Sun.	Nov. 21	BYE			
12 Sun.	Nov. 28	L.A. CHARGERS	Empower Field at Mile High	W, 28-13	6-5
13 Sun.	Dec. 5	at Kansas City	GEHA Field at Arrowhead Stadium	L, 22-9	6-6
14 Sun.	Dec. 12	DETROIT	Empower Field at Mile High	W, 38-10	7-6
15 Sun.	Dec. 19	CINCINNATI	Empower Field at Mile High	2:05 p.m. MST	CBS
16 Sun.	Dec. 26	at Las Vegas	Allegiant Stadium	1:25 p.m. PST	CBS*
17 Sun.	Jan. 2	at L.A. Chargers	SoFi Stadium	1:05 p.m. PST	CBS*
18 Sun.	Jan. 9	KANSAS CITY	Empower Field at Mile High	2:25 p.m. MST	CBS*

\* - All NFL games scheduled Sundays from Weeks 5-18 are eligible to be moved due to the league's flexible scheduling format.

## ON THE AIRWAVES:

### TELEVISION (CBS)

Play-by-Play: **Ian Eagle** Analyst: **Charles Davis** Sideline: **Evan Washburn**

### LOCAL RADIO (KOA - 850 AM/94.1 FM & The Fox - 103.5 FM)

Play-by-Play: **Dave Logan** Analyst: **Rick Lewis** Sideline: **Susie Wargin**

## QUICK HITS

The Broncos own a 23-10-0 (.697) all-time record against the Bengals, including a 14-3-0 (.823) mark at home. [See Page 3](#)

Quarterback **Teddy Bridgewater** needs 56 passing yards to become the 11th different Broncos quarterback to pass for 3,000 or more yards in a single season. [See Page 3](#)

Late Owner **Pat Bowlen**, who passed away at the age of 75 on June 13, 2019, was enshrined into the Pro Football Hall of Fame on Aug. 3, 2019. Bowlen was one of the most accomplished NFL owners in league history and made significant contributions to the growth of the game. [See Pages 4-7](#)

General Manager **George Paton**, who was hired on Jan. 13, 2021 after 14 seasons with the Minnesota Vikings, brings a wealth of player personnel experience to Denver. [See Page 7](#)

The weekend of Aug. 7-8, 2021 saw safety **Steve Atwater** (Class of 2020), safety **John Lynch** (Class of 2021) and quarterback **Peyton Manning** (Class of 2021) enshrined into the Pro Football Hall of Fame. [See Page 8](#)

Running backs **Melvin Gordon III** and **Javonte Williams** have each rushed for over 700 yards this season, becoming the fourth running back duo in team history to each run for 700 or more yards in a single season. [See Page 13](#)

Running back **Javonte Williams**, who ranks third in the NFL among rookies with 743 rushing yards this season, totaled 178 scrimmage yards in his first career start in Week 13 at Kansas City, which is the most by a rookie running back this season. [See Page 15](#)

Wide receiver **Courtland Sutton** surpassed 2,500 receiving yards in his 44th career games, becoming the third-fastest Bronco to eclipse the 2,500-yard career receiving mark. [See Page 15](#)

The Broncos are the first team since red zone statistics began being tracked in 1995 to lead the league in red zone defense in consecutive seasons (2019-20). Under Head Coach **Vic Fangio** the last three years, Denver has allowed a touchdown on only 63-of-137 (46.0%) opponent red zone trips. [See Page 16](#)

Outside linebacker **Malik Reed**, who has five sacks this season, ranks third among all undrafted players with 13.0 sacks since the start of the 2020 season. [See Page 17](#)

Kicker **Brandon McManus** ranks tied for first for the highest field goal percentage in team history and ranks second in total points and field goals made. [See Page 20](#)

Safety **Justin Simmons** topped 400 career tackles in Week 6 against Las Vegas, making him one of two active players with at least 400 total tackles and 20 interceptions since entering the league in 2016. [See Page 18](#)



## BRONCOS/BENGALS TEAM COMPARISON (2021)



7-6

NFL Top 10  
NFL Bottom 10



7-6

### GENERAL

+1 (T-14th)	TURNOVER MARGIN (RK)	-4 (T-23rd)
31:37 (7th)	TIME OF POSSESSION AVG. (RK)	30:52 (14th)

### OFFENSE

345.0 (19th)	NET YARDS PER GAME (RK)	358.8 (14th)
5.50 (18th)	YARDS PER PLAY (RK)	5.75 (13th)
21.2 (20th)	POINTS PER GAME (RK)	27.2 (7th)
123.1 (11th)	NET RUSHING YPG (RK)	108.7 (19th)
221.9 (19th)	NET PASSING YPG (RK)	250.1 (11th)
9 (T-9th)	HAD INTERCEPTED (RK)	14 (T-26th)
6 (T-9th)	FUMBLES LOST (RK)	7 (T-18th)
15 (T-8th)	GIVEAWAYS (RK)	21 (T-25th)
33 (T-23rd)	SACKS ALLOWED (RK)	41 (30th)
39.0% (17th)	THIRD DOWN PCT. (RK)	40.0% (T-15th)
57.7% (19th)	RED ZONE PCT. (RK)	63.2% (8th)

### DEFENSE

324.8 (7th)	NET YARDS PER GAME (RK)	349.8 (17th)
5.41 (14th)	YARDS PER PLAY (RK)	5.53 (20th)
17.5 (2nd)	POINTS PER GAME (RK)	22.5 (T-17th)
106.2 (10th)	NET RUSHING YPG (RK)	93.1 (4th)
218.6 (10th)	NET PASSING YPG (RK)	256.8 (29th)
12 (T-13th)	INTERCEPTIONS (RK)	11 (T-15th)
4 (T-29th)	FUMBLE RECOVERIES (RK)	6 (T-16th)
16 (T-17th)	TAKEAWAYS (RK)	17 (T-15th)
30 (T-15th)	SACKS (RK)	37 (T-2nd)
43.3% (26th)	THIRD DOWN PCT. (RK)	39.2% (14th)
51.7% (8th)	RED ZONE PCT. (RK)	58.5% (16th)

### SPECIAL TEAMS

45.4 (18th)	GROSS PUNTING AVG. (RK)	46.3 (13th)
42.3 (11th)	NET PUNTING AVG. (RK)	40.9 (17th)
8.7 (10th)	PUNT RETURN AVG. (RK)	7.2 (22nd)
6.8 (8th)	PUNT RETURN AVG. AGAINST (RK)	8.3 (16th)
17.1 (31st)	KICKOFF RETURN AVG. (RK)	19.9 (24th)
35.7 (32nd)	KICKOFF RETURN AVG. AGAINST (RK)	22.5 (20th)
87.0% (T-10th)	FIELD GOAL PCT. (RK)	84.0% (18th)

### PENALTIES

65 (5th)	PENALTIES COMMITTED	52 (1st)
86 (T-8th)	OPPONENT PENALTIES COMMITTED	90 (6th)

## BRONCOS/BENGALS INDIVIDUAL COMPARISON (2021)

### BRONCOS

### BENGALS

### PASSING YARDS

Bridgewater . . . . .	2,954	Burrow . . . . .	3,483
Lock . . . . .	139	Boyd . . . . .	46

### RUSHING YARDS

Williams . . . . .	743	Mixon . . . . .	1,036
Gordon III . . . . .	716	Perine . . . . .	212
Bridgewater . . . . .	96	Burrow . . . . .	72

### RECEIVING YARDS

Sutton . . . . .	658	Chase . . . . .	1,035
Patrick . . . . .	579	Higgins . . . . .	812
Fant . . . . .	475	Boyd . . . . .	611

### POINTS SCORED

McManus . . . . .	87	McPherson . . . . .	100
Gordon III . . . . .	54	Mixon . . . . .	84
Williams . . . . .	36	Uzomah . . . . .	60

### INTERCEPTIONS

Simmons . . . . .	5	Wilson . . . . .	4
Surtain II . . . . .	4	Apple/Awuzie . . . . .	2
Sterns . . . . .	2		

### SACKS

Jones . . . . .	5.5	Hendrickson . . . . .	12.5
Reed . . . . .	5.0	Hubbard . . . . .	7.5
Miller* . . . . .	4.5	Ogunjobi/B. Hill . . . . .	5.5

### DEFENSIVE TACKLES (PRESS BOX TOTALS)

Jackson . . . . .	73	Wilson . . . . .	90
Simmons . . . . .	64	Bell . . . . .	81
Darby . . . . .	45	Bates . . . . .	74
Surtain II . . . . .	43	Pratt . . . . .	67

### KICKOFF RETURNS (AVG.)

Spencer . . . . .	16 (17.1)	Wilson* . . . . .	13 (22.4)
		Phillips . . . . .	8 (21.1)

### PUNT RETURNS (AVG.)

Spencer . . . . .	22 (8.4)	Phillips . . . . .	25 (7.1)
Hinton . . . . .	2 (12.0)	Irwin . . . . .	3 (10.3)

### FIELD GOALS

McManus . . . . .	20/23 (.869)	McPherson . . . . .	21/25 (.840)
-------------------	--------------	---------------------	--------------

### PUNTS (GROSS/NET AVG.)

Martin . . . . .	50 (45.5/42.3)	Huber . . . . .	49 (46.3/40.9)
------------------	----------------	-----------------	----------------

\* - Player not currently on active roster



## BRONCOS/BENGALS REGULAR-SEASON SERIES BREAKDOWN

<b>Series Meetings:</b>	32
<b>Broncos Record:</b>	22-10-0 (Home: 13-3-0 / Away: 9-7-0)
<b>First Game:</b>	Cin. 20, at Den. 17 (9/15/68)
<b>Last Game:</b>	Den. 24, at Cin. 10 (12/2/18)
<b>Current Streak:</b>	Won 1
<b>Longest Den. Win Streak:</b>	8 (10/16/83 - 11/1/98)
<b>Longest Cin. Win Streak:</b>	2, 2x, last (11/9/75 - 9/12/76)
<b>Last Den. Home Win:</b>	at Den. 20, Cin. 17 OT (12/28/15)
<b>Last Den. Home Loss:</b>	Cin. 20, at Den. 17 (11/19/17)
<b>Last Den. Road Win:</b>	Den. 24, at Cin. 10 (12/2/18)
<b>Last Den. Road Loss:</b>	at Cin. 37, Den. 28 (12/22/14)
<b>Den. Shutouts:</b>	1; at Den. 10, Cin. 0 (9/2/79)
<b>Cin. Shutouts:</b>	None
<b>Most Den. Points:</b>	45 (9/1/99): at Den. 45, Cin. 14
<b>Most Cin. Points:</b>	38 (11/22/81): at Cin. 38, Den. 21
<b>Total Den. Points:</b>	696
<b>Total Cin. Points:</b>	595
<b>Average Den. Points:</b>	21.75
<b>Average Cin. Points:</b>	18.6
<b>Largest Den. Win:</b>	31 (9/1/99): at Den. 45, Cin. 14
<b>Largest Cin. Win:</b>	17 (11/22/81): at Cin. 38, Den. 21
<b>Most Pts., Both Teams:</b>	65 (12/22/14): at Cin. 37, Den. 28
<b>Fewest Pts., Both Teams:</b>	10 (9/2/79) at Den. 10, Cin. 0

## BRONCOS/BENGALS ALL-TIME RESULTS

Season (Date)	W/L	Result	Site
1968 (9/15)	L	@Cincinnati 24, Denver 10	Nippert Stadium
<b>1968 (10/6)</b>	<b>W</b>	<b>@Denver 10, Cincinnati 7</b>	<b>Bears Stadium</b>
<b>1969 (10/19)</b>	<b>W</b>	<b>Denver 30, @Cincinnati 23</b>	<b>Nippert Stadium</b>
<b>1969 (12/14)</b>	<b>W</b>	<b>@Denver 27, Cincinnati 16</b>	<b>Mile High Stadium</b>
1971 (11/14)	L	Cincinnati 24, @Denver 10	Mile High Stadium
1972 (10/8)	L	@Cincinnati 21, Denver 10	Riverfront Stadium
<b>1973 (9/16)</b>	<b>W</b>	<b>@Denver 28, Cincinnati 10</b>	<b>Mile High Stadium</b>
1975 (11/9)	L	Cincinnati 17, @Denver 16	Mile High Stadium
1976 (9/12)	L	@Cincinnati 17, Denver 7	Riverfront Stadium
<b>1977 (10/23)</b>	<b>W</b>	<b>Denver 24, @Cincinnati 13</b>	<b>Riverfront Stadium</b>
<b>1979 (9/2)</b>	<b>W</b>	<b>@Denver 10, Cincinnati 0</b>	<b>Mile High Stadium</b>
1981 (11/22)	L	@Cincinnati 38, Denver 21	Riverfront Stadium
<b>1983 (10/16)</b>	<b>W</b>	<b>@Denver 24, Cincinnati 17</b>	<b>Mile High Stadium</b>
<b>1984 (9/2)</b>	<b>W</b>	<b>@Denver 20, Cincinnati 17</b>	<b>Mile High Stadium</b>
<b>1986 (11/30)</b>	<b>W</b>	<b>@Denver 34, Cincinnati 28</b>	<b>Mile High Stadium</b>
<b>1991 (9/1)</b>	<b>W</b>	<b>@Denver 45, Cincinnati 14</b>	<b>Mile High Stadium</b>
<b>1994 (11/27)</b>	<b>W</b>	<b>@Denver 15, Cincinnati 13</b>	<b>Mile High Stadium</b>
<b>1996 (9/29)</b>	<b>W</b>	<b>Denver 14, @Cincinnati 10</b>	<b>Cinergy Field</b>
<b>1997 (9/21)</b>	<b>W</b>	<b>@Denver 38, Cincinnati 20</b>	<b>Mile High Stadium</b>
<b>1998 (11/1)</b>	<b>W</b>	<b>Denver 33, @Cincinnati 26</b>	<b>Cinergy Field</b>
2000 (10/22)	L	@Cincinnati 31, Denver 21	Paul Brown Stadium
<b>2003 (9/7)</b>	<b>W</b>	<b>Denver 30, @Cincinnati 10</b>	<b>Paul Brown Stadium</b>
2004 (10/25)	L	@Cincinnati 23, Denver 10	Paul Brown Stadium
<b>2006 (12/24)</b>	<b>W</b>	<b>@Denver 24, Cincinnati 23</b>	<b>INVESCO Field at Mile High</b>
<b>2009 (9/13)</b>	<b>W</b>	<b>Denver 12, @Cincinnati 7</b>	<b>Paul Brown Stadium</b>
<b>2011 (9/18)</b>	<b>W</b>	<b>@Denver 24, Cincinnati 22</b>	<b>S.A.F. at Mile High</b>
<b>2012 (11/4)</b>	<b>W</b>	<b>Denver 31, @Cincinnati 23</b>	<b>Paul Brown Stadium</b>
2014 (12/22)	L	@Cincinnati 37, Denver 28	Paul Brown Stadium
<b>2015 (12/28)</b>	<b>W</b>	<b>@Denver 20, Cincinnati 17 (OT)</b>	<b>S.A.F. at Mile High</b>
<b>2016 (9/25)</b>	<b>W</b>	<b>Denver 29, @Cincinnati 17</b>	<b>Paul Brown Stadium</b>
2017 (11/19)	L	Cincinnati 20, @Denver 17	S.A.F. at Mile High
<b>2018 (12/2)</b>	<b>W</b>	<b>Denver 24, @Cincinnati 10</b>	<b>Paul Brown Stadium</b>

## WHAT TO WATCH FOR VS. BENGALS

### TEAM (22-10-0 record all-time versus Cincinnati; 13-3-0 at home)

\* - Needs a win to improve to 23-10-0 (.697) overall and 14-3-0 (.823) at home in the all-time series versus Cincinnati.

### TEAM (4 home victories this season)

\* - Needs a win to reach five home victories for the second time in three seasons.

### QB TEDDY BRIDGEWATER (2,954 passing yards)

\* - Needs 56 passing yards to become the 11th different Broncos quarterback to pass for 3,000 or more yards in a single season.

### QB TEDDY BRIDGEWATER (6 games with 70%+ comp. pct.)

\* - Needs one game with at least a 70% completion percentage to tie Peyton Manning (7-2010) with seven such games. Bridgewater and Manning are the only quarterbacks in Broncos history to produce a completion percentage of 70 percent or higher in at least six games in a single season.

### TE NOAH FANT (3 TD receptions)

\* - Needs one TD reception to set a new single-season career high (4).

### RB MELVIN GORDON III (66 career offensive touchdowns)

\* - Needs one touchdown to tie Saints RB Alvin Kamara (67) for the second-most offensive touchdowns by an active running back since 2015.

### DE SHELBY HARRIS (25 career passes defended)

\* - Need one pass defended to move into sole possession of fourth place for most passes defended by a defensive lineman since 2017.

### S KAREEM JACKSON (789 total tackles)

\* - Needs 11 total tackles to become one of four active defensive backs to reach 800 career tackles since entering the league in 2010.

### DE DRE'MONT JONES (5.5 sacks)

\* - Needs one sack to tie his career high of 6.5 sacks (2020).

### K BRANDON McMANUS (199 career field goals - reg + postseason)

\* - Needs one field goal to reach 200 made FGs in his career.

### S JUSTIN SIMMONS (5 INTs)

\* - Needs one interception to set a new single-season career high.

### S JUSTIN SIMMONS (12 passes defended)

\* - Needs three passes defended to tie his career high of 15 (2019).

### WR DIONTAE SPENCER (990 career kick return yards)

\* - Needs 10 kick return yards to reach 1,000 for his career.

### S CADEN STERNS (2 INTs)

\* - Needs one interception to become the second Bronco (CB Pat Surtain II) with at least three interceptions in his rookie season since Steve Atwater (3) in 1989.

### CB PAT SURTAIN II (12 passes defended)

\* - Needs one pass defended to tie Bradley Roby (2014) for third place in passes defended by a rookie in Broncos history (data since 1999).

### CB PAT SURTAIN II (4 INTs)

\* - Needs one interception to become just the fifth NFL rookie in the last 10 years with at least five INTs in their inaugural season.

### CB PAT SURTAIN II (4 INTs)

\* - Needs one interception to move into sole possession of fourth place in team annals for interceptions by a Broncos rookie.

### RB JAVONTE WILLIAMS (1,022 scrimmage yards)

\* - Needs 68 scrimmage yards to surpass WR Eddie Royal for the eighth-most scrimmage yards by Broncos rookie.





## 2021 NFL STANDINGS

### AFC East

Team	W	L	T	Pct	PF	PA	Home	Road	Div	AFC	NFC
N.E.	9	4	0	.692	350	200	3-4	6-0	3-1	7-1	2-3
Buf.	7	6	0	.538	363	229	3-3	4-3	3-1	5-5	2-1
Mia.	6	7	0	.462	254	288	4-3	2-4	2-2	4-5	2-2
NYJ	3	10	0	.231	226	397	2-5	1-5	0-4	3-6	0-4

### AFC North

Team	W	L	T	Pct	PF	PA	Home	Road	Div	AFC	NFC
Bal.	8	5	0	.615	304	284	5-1	3-4	1-3	5-5	3-0
Cle.	7	6	0	.538	278	289	5-2	2-4	2-2	4-5	3-1
Cin.	7	6	0	.538	354	293	3-4	4-2	3-1	5-3	2-3
Pit.	6	6	1	.500	272	322	4-2-1	2-4	2-2	4-4	2-2-1

### AFC South

Team	W	L	T	Pct	PF	PA	Home	Road	Div	AFC	NFC
Ten.	9	4	0	.692	324	290	5-2	4-2	4-1	6-3	3-1
Ind.	7	6	0	.538	371	283	3-4	4-2	3-2	6-3	1-3
Hou.	2	11	0	.154	177	356	1-6	1-5	2-2	2-7	0-4
Jac.	2	11	0	.154	180	340	2-5	0-6	0-4	2-6	0-5

### AFC West

Team	W	L	T	Pct	PF	PA	Home	Road	Div	AFC	NFC
K.C.	9	4	0	.692	351	268	6-2	3-2	3-1	4-4	5-0
LAC	8	5	0	.615	351	336	4-3	4-2	2-1	5-3	3-2
Den.	7	6	0	.538	275	228	4-3	3-3	1-2	3-5	4-1
L.V.	6	7	0	.462	283	360	3-4	3-3	1-3	4-4	2-3

### NFC East

Team	W	L	T	Pct	PF	PA	Home	Road	Div	NFC	AFC
Dal.	9	4	0	.692	380	287	4-2	5-2	3-0	7-1	2-3
Was.	6	7	0	.462	266	324	3-4	3-3	1-1	5-3	1-4
Phi.	6	7	0	.462	337	291	1-4	5-3	0-2	4-4	2-3
NYG	4	9	0	.308	232	310	3-3	1-6	1-2	3-5	1-4

### NFC North

Team	W	L	T	Pct	PF	PA	Home	Road	Div	NFC	AFC
G.B.	10	3	0	.769	328	272	6-0	4-3	3-1	8-2	2-1
Min.	6	7	0	.462	344	333	4-2	2-5	2-1	4-4	2-3
Chi.	4	9	0	.308	231	332	2-4	2-5	2-2	2-6	2-3
Det.	1	11	1	.115	213	354	1-5	0-6-1	1-4	1-7	0-4-1

### NFC South

Team	W	L	T	Pct	PF	PA	Home	Road	Div	NFC	AFC
T.B.	10	3	0	.769	410	297	6-0	4-3	2-1	6-3	4-0
Atl.	6	7	0	.462	245	353	1-5	5-2	2-3	3-6	3-1
N.O.	6	7	0	.462	304	285	2-4	4-3	1-2	4-5	2-2
Car.	5	8	0	.385	257	282	2-5	3-3	2-1	3-6	2-2

### NFC West

Team	W	L	T	Pct	PF	PA	Home	Road	Div	NFC	AFC
Ari.	10	3	0	.769	366	254	3-3	7-0	4-1	6-3	4-0
LAR	9	4	0	.692	366	293	4-2	5-2	2-2	6-3	3-1
S.F.	7	6	0	.538	329	301	2-4	5-2	1-4	5-5	2-1
Sea.	5	8	0	.385	272	262	2-4	3-4	2-2	2-6	3-2

## PAT BOWLEN A HALL OF FAME OWNER



Denver Broncos Owner Pat Bowlen was enshrined into the Pro Football Hall of Fame on Saturday, Aug. 3, 2019.

Bowlen joined former cornerback Champ Bailey in the Hall's Class of 2019, giving the Broncos seven Hall of Famers. Bowlen and Bailey are forever enshrined in Canton, Ohio with quarterback John Elway (Class of 2004), tackle Gary Zimmerman (Class of 2008), running back Floyd Little (Class of 2010), tight end Shannon Sharpe (Class of 2011), running back Terrell Davis (Class of 2017), safety Steve Atwater (Class of 2020), safety John Lynch and QB Peyton Manning (Class of 2021).

## PAT BOWLEN BY THE NUMBERS



- 354** overall wins
- 300** consecutive sellouts (every game)
- 59.8** regular-season win percentage
- 35** years as owner (1984-2019)
- 28** seasons with a .500 or better record
- 18** playoff berths
- 15** all-time NFL Committee assignments
- 13** AFC West Division titles
- 10.2** total wins per year as owner
- 9** AFC Championship Games
- 7** Super Bowl appearances
- 4** different Super Bowl head coaches
- 3** World Championships

## BRONCOS A PRO SPORTS POWERHOUSE UNDER PAT BOWLEN

During Owner Pat Bowlen's tenure (1984-2019), the Broncos owned the third-best regular-season win percentage (.598) in the NFL and the fourth-best win percentage by any team in American professional sports.

## HIGHEST WIN PCT. AMONG AMERICAN PRO SPORTS TEAMS (SINCE 1984) Figures through June 13, 2019

Team	League	W	L	T	Pct.
1. San Antonio Spurs	NBA	1,787	1,035	-	.633
2. New England Patriots	NFL	346	213	0	.619
3. Pittsburgh Steelers	NFL	334	223	2	.599
<b>4. Denver Broncos</b>	<b>NFL</b>	<b>333</b>	<b>225</b>	<b>1</b>	<b>.598</b>
5. Los Angeles Lakers	NBA	1,686	1,136	-	.597

## BRONCOS THE BEST AT HOME UNDER PAT BOWLEN

The Broncos owned the NFL's best home record during Owner Pat Bowlen's tenure (1984-2018) in the regular season and postseason with a 214-86 (.713) mark.

## TOP HOME RECORDS, NFL, 1984-2018

Team	Regular Season	Postseason	Total	Pct.
<b>1. Denver</b>	<b>199-81-0 (.710)</b>	<b>15-5 (.750)</b>	<b>214-86-0</b>	<b>.713</b>
2. New England	194-86-0 (.692)	20-3 (.870)	216-89-0	.708
3. Pittsburgh	193-85-1 (.694)	13-7 (.650)	206-93-1	.688
4. Baltimore	126-57-1 (.688)	3-2 (.600)	129-59-1	.685
5. Green Bay	187-90-3 (.673)	11-5 (.688)	198-95-3	.674



## PAT BOWLEN'S RANKINGS AMONG ALL-TIME OWNERS

### PAT BOWLEN'S ALL-TIME RANKINGS AMONG PRO FOOTBALL PRIMARY OWNERS/CHAIRPERSONS (MODERN ERA)

Category	No.	All-Time Rk.	1984-2018
Regular-Season Wins	333	5th	1st
Overall Wins	354	4th	1st
Winning Seasons	21	T-6th	1st
Playoff Appearances	18	T-3rd	1st
Playoff Wins	21	T-3rd	2nd
Conference Championship Berths	9	T-4th	2nd
Super Bowl Appearances	7	2nd	2nd
Super Bowl Wins	3	T-4th	T-3rd

### MOST OVERALL WINS BY A TEAM OWNER, PROFESSIONAL FOOTBALL HISTORY (MODERN ERA)

Owner	Team	Years (Ovr.)	Wins
1. Bud Adams	Hou./Ten.	1960-2013 (54)	409
2. Ralph Wilson	Buffalo	1960-2013 (54)	390
3. Lamar Hunt	Kansas City	1960-2006 (47)	381
4. <b>Pat Bowlen</b>	<b>Denver</b>	<b>1984-2018 (35)</b>	<b>354</b>
5. Art Modell	Cle./Bal.	1961-2003 (43)	353

### MOST SUPER BOWL APPEARANCES BY A TEAM OWNER, PROFESSIONAL FOOTBALL HISTORY

Owner	Team	No.
1. Robert Kraft	New England	8
2. <b>Pat Bowlen</b>	<b>Denver</b>	<b>7</b>
3. Edward DeBartolo Jr.	San Francisco	5
Clint Murchison Jr.	Dallas	5
Joe Robbie	Miami	5

### MOST PLAYOFF APPEARANCES BY AN OWNER

Owner	Years	No.
1. Bud Adams, Hou./Ten.	1960-2013 (54)	21
Robert Kraft, N.E.	1994-pres. (25)	21
3. <b>Pat Bowlen, Den.</b>	<b>1984-2018 (33)</b>	<b>18</b>
Art Modell, Cle./Bal.	1961-2003 (43)	18
5. Ralph Wilson, Buf.	1960-2013 (54)	17
Al Davis, Oak.	1972-2011 (40)	17
Clint Murchison Jr., Dal.	1960-83 (24)	17

## PAT BOWLEN REACHED SUPER BOWL WITH FOUR DIFFERENT HEAD COACHES

Pat Bowlen was the only principal owner in pro football history to reach the Super Bowl with four different head coaches: Dan Reeves (XXI, XXII, XXIV), Mike Shanahan (XXXII, XXXIII), John Fox (XLVIII) and Gary Kubiak (50).

### PRINCIPAL OWNERS TO APPEAR IN SUPER BOWLS WITH THE MOST HEAD COACHES

Owner	Team	No.
1. <b>Pat Bowlen</b>	<b>Denver</b>	<b>4</b>
<i>D. Reeves, M. Shanahan, J. Fox, G. Kubiak</i>		
2. Al Davis	Oakland	3
<i>J. Madden, T. Flores, B. Callahan</i>		
Georgia Frontiere	L.A. Rams	3
<i>R. Malavasi, D. Vermeil, M. Martz</i>		
4. Nine owners	-	2

## PAT BOWLEN FASTEST TO 350 WINS

Pat Bowlen earned his 350th overall win in Week 2 against Oakland in 2018 to become the fastest owner (581 games) in professional football history to reach 350 wins.

### FEWEST GAMES TO REACH 350 OVERALL WINS BY AN OWNER, PROFESSIONAL FOOTBALL HISTORY

Owner	Games
1. <b>Pat Bowlen, Den.</b>	<b>581</b>
2. George Halas, Chi.	618
3. Lamar Hunt, K.C.	669
Art Modell, Cle./Bal.	669
5. Bud Adams, Hou./Ten.	734
6. Ralph Wilson, Buf.	743

## PAT BOWLEN'S BRONCOS SUPERLATIVES

\* - Pat Bowlen was the first owner in professional football history to achieve 300 overall wins in his first 30 years.

\* - In Pat Bowlen's 35 years as owner of the Broncos, the team had as many Super Bowl appearances (7) as losing seasons (7), including three World Championships.

\* - During Pat Bowlen's ownership, the Broncos had the third-highest winning percentage (.598) in the NFL and the fourth-highest in all of professional sports.

\* - Pat Bowlen is the only owner in NFL history who has had four different head coaches lead his teams to Super Bowl appearances.

\* - The Broncos' 21 winning seasons and 18 playoff berths since 1984 are the most under a single owner in the NFL during that span. The Broncos had an NFL-low seven losing seasons under Mr. Bowlen.

\* - Pat Bowlen helped Denver become the only NFL franchise to win at least 90 games in each of the last three decades

\* - Under Pat Bowlen, the Broncos were the only AFC team to appear in three Super Bowls in the 1980s. They were also the only team from the conference to win a Super Bowl in the 1990s, capturing back-to-back World Championships in 1997-98 while setting an NFL record for most overall wins (33-6, .846) in a two-year period.

\* - During Pat Bowlen's 35 years of ownership, the Broncos sold out every regular-season and postseason contest (NFL-high 300 sellouts) as part of the club's 49-year, 403-game sellout streak that is the longest in NFL history in one city.

\* - Denver's 349 national television appearances under Pat Bowlen were the most in the league during his ownership. That total includes a league-high 164 prime-time games as well as 145 network doubleheader appearances.

\* - Pat Bowlen helped put the Rocky Mountain Region on the professional sports map with the sustained success of the Broncos. In addition to the team's local popularity, a 2014 Harris Poll identified the Broncos as "America's Team."



## BOWLEN ERA MARKED BY ACHIEVEMENT

Introduced as the majority owner of the Denver Broncos on March 23, 1984, Pat Bowlen positioned the Broncos among the league's top franchises during the last three decades.

### REGULAR-SEASON WINS, NFL, 1984-2018

Team	No.
1. New England	346
2. Pittsburgh	334
<b>3. Denver</b>	<b>333</b>
4. San Francisco	320
5. Green Bay	316

### OVERALL WINS, NFL, 1984-2018

Team	No.
1. New England	379
2. Pittsburgh	356
<b>3. Denver</b>	<b>354</b>
4. San Francisco	344
5. Green Bay	337

### DIVISION TITLES, NFL, 1984-2018

Team	No.
1. New England	20
2. Pittsburgh	15
3. San Francisco	14
<b>4. Denver</b>	<b>13</b>
5. Green Bay	12

### SEASONS WITH A .500 OR BETTER RECORD, NFL, 1984-2018

Team	No.
<b>1. Denver</b>	<b>28</b>
New England	28
3. Pittsburgh	27
4. Green Bay	26
5. Miami	24

### CONFERENCE CHAMP. GAMES, NFL, 1984-2018

Team	No.
1. New England	14
2. San Francisco	11
3. Pittsburgh	10
<b>4. Denver</b>	<b>9</b>

### SUPER BOWL APPEARANCES, NFL, 1984-2018

Team	No.
1. New England	8
<b>2. Denver</b>	<b>7</b>
3. N.Y. Giants	5
San Francisco	5
5. Buffalo	4
Pittsburgh	4

### SUPER BOWL WINS, NFL, 1984-2018

Team	No.
1. New England	5
2. San Francisco	4
<b>3. Denver</b>	<b>3</b>
Dallas	3
N.Y. Giants	3

## PAT BOWLEN'S NFL IMPACT

Pat Bowlen's indelible contributions to the Broncos, the community and the NFL established him as one of the greatest contributors in professional football history.

Mr. Bowlen served a combined 91 seasons on 15 different committees during his ownership of the Broncos. Only Pro Football Hall of Famers Dan Rooney (18) and Lamar Hunt (16) served on more league committees during their ownership tenures.

### MOST ALL-TIME NFL COMMITTEE AFFILIATIONS AMONG OWNERS

Owner	Team	Total
1. Dan Rooney*	Pittsburgh	18
2. Lamar Hunt*	Kansas City	16
<b>3. Pat Bowlen</b>	<b>Denver</b>	<b>15</b>
4. Jerry Jones*	Dallas	14
5. Wellington Mara	N.Y. Giants	11

*\*Member of the Pro Football Hall of Fame*

### PAT BOWLEN'S ALL-TIME NFL COMMITTEE AFFILIATIONS

NFL Management Council Exec. Committee (chairman)  
 NFL Broadcasting Committee (chairman)  
 NFL Films Executive Committee (chairman)  
 NFL Compensation Committee (co-chair)  
 NFL Business Ventures Committee (co-chair)  
 Pro Football Hall of Fame Committee  
 NFL Network Committee  
 NFL Finance Committee  
 NFL Workplace Diversity Committee  
 NFL International Committee  
 NFL Expansion Committee  
 Los Angeles Working Group Committee  
 NFL Legislative Committee  
 NFL Enterprises Executive Committee  
 NFL Special Committee on Strategic Opportunities & Challenges








## PAT BOWLEN'S NFL SUPERLATIVES

\* - In 1993, Mr. Bowlen gave an ultimatum to the TV networks that procured a bidding war, bringing FOX (NFC) and NBC (AFC) on as league broadcast partners and nearly doubling the television revenue from those streams.



\* - Also in 1993, Mr. Bowlen fought to establish the introduction of the “franchise tag” in the Collective Bargaining Agreement, helping teams secure the rights to their key players.

\* - In his role as Chair of the NFL Broadcast Committee, Mr Bowlen led the negotiations of the NFL's \$18 billion TV contract in 1998, the most lucrative single-sport contract in history.



\* - Through his work on the NFL Broadcasting Committee and the NFL Network Committee, Pat Bowlen played an important role in the formation of NFL Network in 2003 and worked to increase its distribution among cable providers and its overall growth.

\* - According to former NBC Sports Chairman Dick Ebersol, Pat Bowlen was “the single major force in the creation of *Sunday Night Football* in 2006 while leading the NFL Broadcasting Committee.

\* - In his position as co-chair of the NFL Management Council Executive Committee, Mr. Bowlen played a key role in the six-year extension of the Collective Bargaining Agreement in 2006 and again was part of the new CBA discussions for the 10-year extension in 2011 that ensured labor peace for the next decade.

\* - With an eye toward growing the game internationally, Pat Bowlen has had the Broncos play eight international games in six different countries (7 American Bowls, 1 regular season in London), marking the third-most such games in league history.

\* - Pat Bowlen opened INVESCO Field at Mile High in 2001, beginning a three-year period in which eight new stadiums opened around the NFL.



## GEORGE PATON ENTERS FIRST YEAR AS BRONCOS GM



George Paton enters his first season as general manager of the Denver Broncos after being hired on Jan. 13, 2021.

Over 14 seasons with the Minnesota Vikings, Paton (pronounced: Peyton) rose from director of player personnel to vice president of player personnel/assistant general manager. He helped the Vikings to six playoff appearances—with six different starting quarterbacks—while winning four division titles and advancing to a pair of NFC Championship games.

### VIKINGS PRO BOWLERS ACQUIRED WITH PATON ON STAFF, 2012-20

How Acquired	No. of Pro Bowlers
NFL Draft Picks	15
Veteran Free Agents	4
College Free Agents	2
Trades	1
<b>TOTAL</b>	<b>22</b>

### BRONCOS ALL-TIME TOP PERSONNEL EXECUTIVES

George Paton, who was named general manager of the Broncos on Jan. 13, 2021, is the club's 15th top personnel executive since the franchise's first year in 1960.

Executive	Title	Year(s)
Dean Griffing	General Manager	1960-61
Jack Faulkner	General Manager/Head Coach	1962-64
Fred Gehrke	Director of Player Personnel	1965-66
Lou Saban	General Manager/Head Coach	1967-71
John Ralston	General Manager/Head Coach	1972-76
Fred Gehrke	Vice President—General Manager	1977-80
Grady Alderman	General Manager	1981-82
Hein Poulus	Vice President—General Manager	1983
John Beake	General Manager	1984-98
Neal Dahlen	General Manager	1999-2001
Ted Sundquist	General Manager	2002-07
Jim Goodman	V.P. of Football Ops./Player Personnel	2008
Brian Xanders	General Manager	2009-10
John Elway	Exec. V.P. of Football Ops./GM	2011-20
<b>George Paton</b>	<b>General Manager</b>	<b>2021-pres.</b>





## STEVE ATWATER, JOHN LYNCH & PEYTON MANNING ENTER PRO FOOTBALL HALL OF FAME

A trio of former Broncos—S Steve Atwater (Class of 2020), S John Lynch (Class of 2021) and QB Peyton Manning (Class of 2021)—were enshrined into the Pro Football Hall of Fame over the weekend of Aug. 7-8, 2021. Atwater, Lynch and Manning give the Broncos five PFHOF inductees in the last three years.

**Atwater** played the first 10 seasons of his 11-year career with the Broncos after being selected by the club in the first round (20th overall) of the 1989 NFL Draft from the University of Arkansas.

A first-team selection for the 1990s NFL All-Decade Team, Atwater's eight career Pro Bowl selections are the second most by a player in Broncos history. In 167 career regular-season games (166 starts), Atwater totaled 1,357 tackles (857 solo), 24 interceptions (408 yds.), five sacks (34 yds.), 13 forced fumbles and nine fumble recoveries.



**Lynch**, a nine-time Pro Bowler and a four-time *Associated Press* All-Pro selection, played 15 NFL seasons, including his first 11 years (1993-2003) with the Tampa Bay Buccaneers and his final four years (2004-07) with the Broncos.

Lynch was inducted into the Buccaneers Ring of Honor and Broncos Ring of Fame in 2016, earning the rare distinction of

being inducted into the Ring of Honor/Fame with two NFL teams.

**Manning**, the only five-time Most Valuable Player in NFL history (2003-04, '08-09, '13), played 18 seasons with Indianapolis (1998-2011) and Denver (2012-15).

Manning is one of two quarterbacks in league history to win a Super Bowl with two franchises (Indianapolis – SB XLI; Denver – SB 50) while also helping the Colts and Broncos to Super Bowls XLIV and XLVIII, respectively. He helped the Broncos to the most wins (55) and highest winning percentage (.764) of any team in the NFL while capturing four AFC West Division titles, two AFC Championships and a Super Bowl victory during his four years with the team.

### BRONCOS IN THE PRO FOOTBALL HALL OF FAME

Name, Position	Year Inducted
John Elway, QB	2004
Gary Zimmerman, T	2008
Floyd Little, RB	2010
Shannon Sharpe, TE	2011
Terrell Davis, RB	2017
Champ Bailey, CB	2019
Pat Bowlen, Owner	2019
Steve Atwater, S	2020
John Lynch, S	2021
Peyton Manning, QB	2021

## BRONCOS AMONG NFL'S BEST UNDER ELWAY



The Broncos won the eighth-most overall games with John Elway as the top football executive from 2011-20.

### MOST OVERALL WINS, NFL, 2011-2020

Team	W	L	T	Pct.
1. New England	134	48	0	.736
2. Seattle	114	60	1	.654
3. Green Bay	111	60	2	.647
4. Pittsburgh	105	62	1	.628
New Orleans	105	64	0	.621
Kansas City	105	65	0	.618
7. Baltimore	103	67	0	.606
8. <b>Denver</b>	<b>96</b>	<b>74</b>	<b>0</b>	<b>.565</b>

### BRONCOS NFL RANKS UNDER JOHN ELWAY (2011-2020)

Statistic	No.	Rk.
Overall Wins	96	8th
Reg. Season Wins	90	8th
Playoff Wins	6	4th
Playoff Berths	5	T-9th
Division Titles	5	T-4th
Super Bowl Appearances	2	T-2nd
Super Bowl Wins	1	T-2nd

### ELWAY ERA: FIRST 100 GAMES

The Broncos posted a 71-29 (.710) overall record during John Elway's tenure as an executive (2011-Wk. 10, 2016) with that win percentage ranking second in the NFL during that period.

Elway's 71 total wins are believed to be the most by any NFL team's general manager through his first 100 overall games.

### MOST WINS BY CURRENT NFL GENERAL MANAGERS IN THEIR FIRST 100 OVERALL GAMES AS TOP PERSONNEL EXECUTIVE

Executive	First Year	W	L	T	Pct.	SB	WC
1. <b>John Elway, Den.</b>	<b>2011</b>	<b>71</b>	<b>29</b>	<b>0</b>	<b>.710</b>	<b>2</b>	<b>1</b>
2. Kevin Colbert, Pit.	2000	65	34	1	.655	0	0
3. John Schneider, Sea.	2010	62	38	0	.620	2	1
4. Jerry Jones, Dal.	1989	61	39	0	.610	2	2
5. Thomas Dimitroff, Atl.	2008	60	40	0	.600	0	0
6. Steve Keim, Ari.	2013	53	45	2	.540	0	0
7. Tom Telesco, LAC	2013	50	50	0	.500	0	0
8. Rick Spielman, Min.	2006	48	52	0	.794	0	0
9. Mickey Loomis, N.O.	2002	47	53	0	.470	0	0
10. Les Snead, LAR	2012	45	54	1	.470	1	0

### PRO FOOTBALL HALL OF FAME GENERAL MANAGERS THROUGH THEIR FIRST 100 OVERALL GAMES AS TOP PERSONNEL EXECUTIVE

Executive	First Year	W	L	T	Pct.	SB	WC
Al Davis, Oak.	1966	69	24	7	.725	1	0
Bill Polian, Buf.	1986	61	39	0	.610	1	0
Tex Schram, LAN	1947	61	34	5	.635	0	0
Ron Wolf, G.B.	1991	56	44	0	.560	0	0
Jim Finks, Min.	1964	54	41	5	.565	1	0





## ELWAY'S EYE FOR TALENT

During John Elway's 10 seasons as an executive, he drafted, signed or extended the contracts of 21 players who have combined for 42 Pro Bowl selections with the Broncos.

Elway was the only NFL general manager over the last eight years to acquire future Pro Bowl players through the NFL Draft, street free agency, unrestricted free agency and college free agency.

### BRONCOS TO MAKE THE PRO BOWL AFTER BEING ACQUIRED OR HAVING CONTRACT EXTENDED BY JOHN ELWAY

Year	Player	Pro Bowls
2011	CB Champ Bailey (Extension)	2
	CB Chris Harris Jr. (CFA)	4
	LB Von Miller (Draft)	8
	RB Willis McGahee (FA)	1
	TE Julius Thomas (Draft)	2
2012	QB Peyton Manning (FA)	3
	K Matt Prater (Extension)	1
2013	RB C.J. Anderson (CFA)	1
	T Ryan Clady (Extension)	1
	G Louis Vasquez (UFA)	1
2014	WR Emmanuel Sanders (UFA)	2
	CB Aqib Talib (UFA)	4
	S T.J. Ward (UFA)	2
	OLB DeMarcus Ware (FA)	2
2015	S Darian Stewart (UFA)	1
	WR Demaryius Thomas (Extension)	2
2016	LS Casey Kreiter (FA)	1
	Justin Simmons (Draft)	1
2018	Bradley Chubb (Draft)	1
	RB Phillip Lindsay (CFA)	1
	WR Courtland Sutton (Draft)	1
<b>Totals</b>	<b>21 players</b>	<b>42</b>

## FANGIO ENTERS THIRD SEASON AS HEAD COACH

Vic Fangio is in his third season as the Broncos' head coach in 2021. Below is a look at the overall records (regular season and playoffs) for all of Denver's head coaches in the club's 61-year history.

### BRONCOS ALL-TIME HEAD COACHES' OVERALL RECORDS

Head Coach	Years	W	L	T	Pct.
Frank Filchock	1960-61	7	20	1	.268
Jack Faulkner	1962-64	9	22	1	.297
Mac Speedie*	1964-66	6	19	1	.250
Ray Malavasi*	1966	4	8	0	.333
Lou Saban	1967-71	20	42	3	.331
Jerry Smith*	1971	2	3	0	.400
John Ralston	1972-76	34	33	3	.507
Red Miller	1977-80	42	25	0	.627
Dan Reeves	1981-92	117	79	1	.596
Wade Phillips	1993-94	16	17	0	.485
Mike Shanahan	1995-2008	146	91	0	.616
Josh McDaniels	2009-10	11	17	0	.393
Eric Studesville*	2010	1	3	0	.250
John Fox	2011-14	49	22	0	.690
Gary Kubiak	2015-16	24	11	0	.686
Vance Joseph	2017-18	11	21	0	.344
<b>Vic Fangio</b>	<b>2019-present</b>	<b>19</b>	<b>26</b>	<b>0</b>	<b>.422</b>

\*Interim Head Coach

## FANGIO'S YEAR-BY-YEAR COACHING BREAKDOWN

Year	Position	Team/School	Rec.	Postseason
1979	Linebackers	Dunmore (Pa.) H.S.	8-3	
1980	Defensive Coordinator	Dunmore (Pa.) H.S.	8-4	
1981	Defensive Coordinator	Dunmore (Pa.) H.S.	5-6	
1982	Defensive Coordinator	Milford (Conn.) Academy	5-5	
1983	Graduate Assistant	North Carolina	8-3	Peach Bowl (0-1)
1984	Defensive Assistant	Philadelphia Stars	16-2	USFL Champions (3-0)
1985	Defensive Assistant	Baltimore Stars	10-7-1	USFL Champions (3-0)
1986	Linebackers	New Orleans	7-9	
1987	Linebackers	New Orleans	12-4	Playoffs (0-1)
1988	Linebackers	New Orleans	10-6	
1989	Linebackers	New Orleans	9-7	
1990	Linebackers	New Orleans	8-8	Playoffs (0-1)
1991	Linebackers	New Orleans	11-5	Playoffs (0-1)
1992	Linebackers	New Orleans	12-4	Playoffs (0-1)
1993	Linebackers	New Orleans	8-8	
1994	Linebackers	New Orleans	7-9	
1995	Defensive Coordinator	Carolina	7-9	
1996	Defensive Coordinator	Carolina	12-4	Playoffs (1-1)
1997	Defensive Coordinator	Carolina	7-9	
1998	Defensive Coordinator	Carolina	4-12	
1999	Defensive Coordinator	Indianapolis	13-3	Playoffs (0-1)
2000	Defensive Coordinator	Indianapolis	10-6	Playoffs (0-1)
2001	Defensive Coordinator	Indianapolis	6-10	
2002	Defensive Coordinator	Houston	4-12	
2003	Defensive Coordinator	Houston	5-11	
2004	Defensive Coordinator	Houston	7-9	
2005	Defensive Coordinator	Houston	2-14	
2006	Asst. to HC/Defensive Asst.	Baltimore	13-3	Playoffs (0-1)
2007	Asst. to HC/Defensive Asst.	Baltimore	5-11	
2008	Asst. to HC/Defensive Asst.	Baltimore	11-5	Playoffs (2-1)
2009	Linebackers	Baltimore	9-7	Playoffs (1-1)
2010	Defensive Coordinator	Stanford	11-1	Orange Bowl (1-0)
2011	Defensive Coordinator	San Francisco	13-3	Playoffs (1-1)
2012	Defensive Coordinator	San Francisco	11-4-1	Playoffs (2-1)
2013	Defensive Coordinator	San Francisco	12-4	Playoffs (2-1)
2014	Defensive Coordinator	San Francisco	8-8	
2015	Defensive Coordinator	Chicago	6-10	-
2016	Defensive Coordinator	Chicago	3-13	
2017	Defensive Coordinator	Chicago	5-11	
2018	Defensive Coordinator	Chicago	12-4	Playoffs (0-1)
2019	Head Coach	Denver	7-9	
2020	Head Coach	Denver	5-11	
2021	Head Coach	Denver	7-6	
<b>TOTALS</b>			<b>359-299-2 (.546)</b>	<b>16-15 (.516)</b>

### BREAKDOWN OF VIC FANGIO'S RECORD COACHING FOOTBALL

Category	W	L	T	Pct.
Regular season record as an NFL head coach	19	26	0	.422
Postseason record as an NFL head coach	0	0	0	—
Overall record as an NFL head coach	17	25	0	.405
Regular season record as an NFL assistant coach	270	242	1	.528
Postseason record as an NFL assistant coach	9	14	—	.391
Overall record as an NFL assistant coach	279	256	1	.521
Overall record as an NFL coach	296	281	1	.511
Regular season record as a USFL assistant coach	26	9	1	.736
Postseason record as a USFL assistant coach	6	0	0	1.000
Overall record as a USFL assistant coach	32	9	1	.774
Regular season record as a collegiate assistant coach	20	5	0	.800
Postseason record as a collegiate assistant coach	1	1	0	.500
Overall record as a collegiate assistant coach	20	5	0	.778
Overall record as a high school assistant coach	26	18	0	.590
<b>Overall record coaching football</b>	<b>375</b>	<b>314</b>	<b>2</b>	<b>.544</b>



## VIC FANGIO COACHED DEFENSES TOUGH ON ROOKIE QBs

Broncos Head Coach Vic Fangio has faced a rookie quarterback 29 times in his career and is 20-9 all-time in such games as a head coach or defensive coordinator. Denver is 5-2 against rookie signal callers in Fangio's tenure, including wins against the top two picks in the 2021 NFL Draft (Trevor Lawrence and Zach Wilson).

Hired as Denver's head coach in 2019, Fangio has 19 years of experience as an NFL defensive coordinator with previous stops in Carolina (1995-98), Indianapolis (1999-2001), Houston (2002-05), San Francisco (2011-14) and Chicago (2015-18).



### VIC FANGIO VS. ROOKIE QBs AS A DEF. COORDINATOR/HEAD COACH

Fangio Tm.	Player	Opp. (year)	Att.	Cmp.	Yds.	TD	INT	Rtg.
Carolina	Tony Banks	St. Louis (1996)	29	15	163	1	1	65.7
Carolina	Tony Banks	St. Louis (1996)	33	14	160	1	1	55.1
Carolina	Danny Weurffel	New Orleans (1997)	32	13	132	0	2	27.1
Carolina	Tony Graziani	Atlanta (1997)	18	4	24	0	2	0.0
Carolina	Peyton Manning	Indianapolis (1998)	34	17	225	1	2	56.6
Indianapolis	Akili Smith	Cincinnati (1999)	24	12	122	0	0	64.9
Indianapolis	Donovan McNabb	Philadelphia (1999)	36	19	165	1	2	51.3
Houston	Patrick Ramsey	Washington (2002)	31	14	190	2	0	86.8
Houston	Byron Leftwich	Jacksonville (2003)	36	17	231	1	3	42.7
Houston	Byron Leftwich	Jacksonville (2003)	29	18	194	1	0	93.2
Houston	Alex Smith	San Fran. (2005)	29	16	159	1	1	68.0
San Fran.	Andy Dalton	Cincinnati (2011)	32	17	157	0	2	40.8
San Fran.	Russell Wilson	Seattle (2012)	23	9	122	0	1	38.7
San Fran.	Ryan Tannehill	Miami (2012)	33	17	150	1	0	74.1
San Fran.	Russell Wilson	Seattle (2012)	21	15	171	4	1	115.3
San Fran.	Mike Glennon	Tampa Bay (2013)	34	18	179	2	1	75.5
San Fran.	Derek Carr	Oakland (2014)	28	22	254	3	0	140.2
Chicago	Jameis Winston	Tampa Bay (2015)	29	15	295	2	1	96.2
Chicago	Carson Wentz	Philadelphia (2016)	34	21	190	1	0	86.6
Chicago	Dak Prescott	Dallas (2016)	24	19	248	1	0	123.6
Chicago	DeShone Kizer	Cleveland (2017)	36	18	182	0	2	41.7
Chicago	Sam Darnold	N.Y. Jets (2018)	29	14	153	1	0	75.8
Denver	Gardner Minshew III	Jacksonville (2019)	33	19	213	2	0	97.2
Denver	David Blough	Detroit (2019)	24	12	117	1	0	78.0
Denver	Justin Herbert	L.A. Chargers (2020)	43	29	278	3	2	89.1
Denver	Tua Tagovailoa	Miami (2020)	20	11	83	1	0	81.9
Denver	Justin Herbert	L.A. Chargers (2020)	33	21	253	1	0	97.2
Denver	Trevor Lawrence	Jacksonville (2021)	33	14	118	1	2	37.2
Denver	Zach Wilson	N.Y. Jets (2021)	35	19	160	0	2	42.6
TOTALS (Fangio wins are bolded)			875	479	5,061	33	28	71.0

### FANGIO FOURTH-MOST EXPERIENCED FIRST-TIME HC

At the time of his hiring in 2019, Broncos Head Coach Vic Fangio was the fourth-most experienced first-time head coach (non-interim) in NFL history. Fangio made his head-coaching debut at 61 years, 18 days old.

### OLDEST FIRST-TIME NFL HEAD COACHES (NON-INTERIM), THROUGH 2019

Coach (Tm.)	Year	Age
1. Dick LeBeau (Cin.)	2011	64 yrs., 0 days
2. Bud Wilkinson (Ari.)	1978	62 yrs., 133 days
3. Rod Rust (N.E.)	1990	62 yrs., 38 days
4. Vic Fangio (Den.)	2019	61 yrs., 18 days

## 2021 BRONCOS ASSISTANT COACHING STAFF

(S) - Sideline; (B) Booth

### OFFENSE

Pat Shurmur (B)	Offensive Coordinator
Zach Azzanni (S)	Wide Receivers
Chris Cook (B)	Quality Control
Wade Harman (S)	Tight Ends
Chris Kuper (B)	Asst. Offensive Line
Curtis Modkins (S)	Running Backs
Mike Munchak (S)	Offensive Line
Justin Rascati (B)	Quality Control
Mike Shula (S)	Quarterbacks

### DEFENSE


Ed Donatell (S)	Defensive Coordinator
Chris Beake (B)	Def. Pass Game Specialist
Reggie Herring (S)	Linebackers
Mike Hiestand (S)	Asst. Def. Line/Asst. to Head Coach
Bill Kollar (S)	Defensive Line
John Pagano (S)	Outside Linebackers
Christian Parker (B)	Defensive Backs
Nathaniel Willingham (B)	Quality Control

### SPECIAL TEAMS

Tom McMahon (S)	Special Teams Coordinator
Chris Gould (S)	Assistant Special Teams

### STRENGTH AND CONDITIONING

Loren Landow (S)	Strength and Conditioning
Korey Jones (S)	Assistant Strength and Conditioning
Mark Loecher (S)	Assistant Strength and Conditioning
Pierre Ngo (S)	Assistant Strength and Conditioning
Emily Zaler (S)	Player Performance Assistant



## DECADES OF SUCCESS

The Broncos wrapped up their sixth decade of professional football, looking to build off a body of work that ranks as the most consistent in the NFL in terms of winning over the last four decades.

Denver is one of just four teams to record three 90+ win decades since 1960. The Broncos finished one win shy of 90 victories in the 2010s to rank tied for eighth in the league during that span.

### BRONCOS REGULAR-SEASON RECORD BY DECADE

Decade	W	L	T	Pct.	Playoff Berths	Win Rk.
1960s	39	97	4	.287	0	22nd
1970s	75	64	5	.539	3	8th
1980s	93	58	1	.615	5	4th
1990s	94	66	0	.588	5	7th
2000s	93	67	0	.581	4	6th
2010s	89	71	0	.556	5	T-8th
2020s	12	17	0	.414	0	T-22nd
<b>TOTALS</b>	<b>495</b>	<b>440</b>	<b>10</b>	<b>.529</b>	<b>22</b>	<b>T-8th</b>

### MOST DECADES WITH 90+ REGULAR SEASON WINS, SINCE 1960

Team	90+ Win Decades	Decades (Win Total)
1. Green Bay	4	1960s (96), 1990s (93), 2000s (95), 2010s (102)
Pittsburgh	4	1970s (99), 1990s (93), 2000s (103), 2010s (102)
3. Denver	3	1980s (93), 1990s (94), 2000s (93)
Miami	3	1970s (104), 1980s (94), 1990s (95)



## BRONCOS RANK SECOND IN SUPER BOWL APPEARANCES

Denver's eight Super Bowl appearances are tied for the second most in NFL history.

### MOST SUPER BOWL APPEARANCES, NFL HISTORY

Team	No.
1. New England	11
2. <b>Denver</b>	8
Dallas	8
Pittsburgh	8
5. San Francisco	6

### DENVER BRONCOS SUPER BOWL SEASONS/RESULTS

Season	Coach	Opponent	Result
1977	Red Miller	Dallas	L, 27-10
1986	Dan Reeves	N.Y. Giants	L, 39-20
1987	Dan Reeves	Washington	L, 42-10
1989	Dan Reeves	San Francisco	L, 55-10
1997	Mike Shanahan	Green Bay	W, 31-24
1998	Mike Shanahan	Atlanta	W, 34-19
2013	John Fox	Seattle	L, 43-8
2015	Gary Kubiak	Carolina	W, 24-10

## HOME SELLOUT STREAK

Denver owns the NFL record sellout streak (422 games) for a single city. The streak, which includes 400 regular-season games and 22 playoff contests, began in Week 1 of the 1970 season.

### LONGEST CURRENT HOME SELLOUT STREAKS IN A SINGLE CITY (INCLUDES POSTSEASON)

Team	Date Started (Opponent)	Streak
1. <b>Denver</b>	<b>Sept. 27, 1970 (vs. Pittsburgh)</b>	<b>422</b>
2. Pittsburgh	Sept. 17, 1972 (vs. Oakland)	413
3. N.Y. Giants	Sept. 15, 1974 (vs. Washington)	378
4. Green Bay	Oct. 2, 1960 (vs. Detroit)	374

*\*Does not include 107 home games played in Milwaukee between 1960-94  
#Note excludes games played without fans due to COVID-19. Games with sold-out limited capacity are included. The Broncos sold out all eight regular-season home games prior to the season as well as each of the games played with limited fan capacity (approx. 5,700 seats in Home Games 2-5).*

## DENVER OWNS MOST AFC WEST CROWNS

Denver has won 15 AFC West titles to represent the most among division members.

### MOST AFC WEST DIVISION TITLES

Team	No.
1. <b>Denver</b>	<b>15</b>
2. Oakland / Las Vegas	12
3. Kansas City	11
4. S.D. / L.A. Chargers	10
5. Seattle	2

## BRONCOS HELD TRAINING CAMP AT FACILITY FOR 19TH CONSECUTIVE YEAR

For the 19th consecutive year, the Broncos held training camp at their practice facility, the UHealth Training Center, in Englewood, Colo.

### BRONCOS ALL-TIME TRAINING CAMP SITES

Years	Site	Location
1960-61	Colorado School of Mines	Golden, Colo.
1962-64	Colorado State University	Fort Collins, Colo.
1965-66	Colorado School of Mines	Golden, Colo.
1967-71	Broncos headquarters	Adams County, Colo.
1972-75	California Poly-Pomona	Pomona, Calif.
1976-81	Colorado State University	Fort Collins, Colo.
1982-2002	University of Northern Colorado	Greeley, Colo.
2003-pres.	UHealth Training Center	Englewood, Colo.

## 2021 BRONCOS ROOKIE DRAFT CLASS

The Broncos' first draft under General Manager George Paton saw Denver make a total of 10 selections, seven of which were used on defensive players. The Broncos' selection of CB Pat Surtain II with the ninth overall pick in the 2021 Draft marked the second consecutive year Denver drafted a University of Alabama product with its top pick, following WR Jerry Jeudy's selection (15th overall) in 2020.

### DENVER'S 2021 DRAFT CLASS

Player	Pos.	Rd. (Ovr.)	School
Pat Surtain II*	CB	1 (9)	Alabama
Javonte Williams*	RB	2 (35)	North Carolina
Quinn Meinerz*	C	3 (98)	Wisconsin-Whitewater
Baron Browning*	LB	3 (105)	Ohio State
Caden Sterns*	S	5 (152)	Texas
Jamar Johnson*	S	5 (164)	Indiana
Seth Williams	WR	6 (219)	Auburn
Kary Vincent Jr.*	CB	7 (237)	LSU
Jonathan Cooper*	OLB	7 (239)	Ohio State
Marquiss Spencer	DE	7 (253)	Mississippi State

\* - Made the initial 53-man roster out of training camp

## ANDRE MINTZE ADDS TO BRONCOS

### COLLEGE FREE AGENT HISTORY IN 2021

In 17 of the last 18 years, at least one rookie college free agent made the Broncos' active roster out of training camp for the first week of the regular season.

In 2021, outside linebacker Andre Mintze made Denver's Week 1 roster to give the Broncos 25 such players since 1997.

Among Denver's key CFA signings are three-time Pro Bowl cornerback Chris Harris Jr. (2011) from the University of Kansas, inside linebacker Alexander Johnson (2018) from the University of Tennessee and outside linebacker Malik Reed (2019) from the University of Nevada.

### COLLEGE FREE AGENTS TO MAKE DENVER'S 53-MAN ROSTER OUT OF TRAINING CAMP, SINCE 1997

Year	Player	College
1997	DT David Richie	Washington
1998	DE Cyron Brown	Western Illinois
2002	CB Lenny Walls	Boston College
2004	CB Roc Alexander	Washington
2005	TE Wesley Duke	Mercer
2006	RB Mike Bell	Arizona
2007	RB Selvin Young	Texas
2008	P Brett Kern	Toledo
2008	T Tyler Polumbus	Colorado
2008	ILB Wesley Woodyard	Kentucky
2009	DL Chris Baker	Hampton
2010	CB Cassius Vaughn	Mississippi
2011	CB Chris Harris	Kansas
2012	LS Aaron Brewer	San Diego State
2012	LB Steven Johnson	Kansas
2013	RB C.J. Anderson	California
2014	WR Isaiah Burse	Fresno State
2014	RB Juwan Thompson	Duke
2016	NT Kyle Peko	Oregon State
2017	S Jamal Carter	Miami
2018	ILB Alexander Johnson	Tennessee
2018	RB Phillip Lindsay	Colorado
2019	OLB Malik Reed	Nevada
2020	CB Essang Bassey	Wake Forest
2021	<b>OLB Andre Mintze</b>	<b>Vanderbilt</b>





## NINE BRONCOS MAKE NFL DEBUTS IN 2021 OPENER

Nine Broncos, including seven rookies, made their NFL debuts in Denver's season-opening 27-13 win at the N.Y. Giants.

Among the nine players making their NFL debuts were five players—ILB Baron Browning, OLB Jonathon Cooper, S Caden Sterns, CB Pat Surtain II and RB Javonte Williams—selected by Denver in the 2021 NFL Draft.

### BRONCOS TO MAKE NFL DEBUTS AGAINST THE N.Y. GIANTS

Player	Pos.	Exp.
Baron Browning	ILB	R
Jonathon Cooper	OLB	R
Damarea Crockett	RB	1
Jonas Griffith	ILB	1
Andre Mintze	OLB	R
Caden Sterns	S	R
Justin Strnad	ILB	2
Pat Surtain II	CB	R
Javonte Williams	RB	R

## BRONCOS RANK T-1st IN FOURTH-DOWN CONVERSIONS

In Denver's Week 13 game at Kansas City, the Broncos converted three fourth-down attempts, which tied their season high. The Broncos have now converted three fourth-down attempts on three occasions this season, joining the 1996 Chicago Bears (3) and 2018 Philadelphia Eagles (3) as the only teams in the NFL since at least 1991 to accomplish that feat.

Overall in 2021, Denver has converted 14-of-22 (63.6%) fourth-down attempts. The 14 conversions are tied for the third-most in team annals for a single season and are tied for first in the league.

### MOST FOURTH-DOWN CONVERSIONS IN A SINGLE GAME, BRONCOS HISTORY

Date	Opponent	Result	Conv.	Att.	Pct.
12/9/2018	at S.F.	L, 14-20	5	7	71.4
11/17/2019	at Min.	L, 23-27	4	4	100.0
10/9/2016	vs. Atl.	L, 16-23	4	4	100.0
<b>12/5/2021</b>	<b>at K.C.</b>	<b>L, 22-9</b>	<b>3</b>	<b>6</b>	<b>50.0</b>
<b>10/10/2021</b>	<b>at Pit.</b>	<b>L, 27-19</b>	<b>3</b>	<b>4</b>	<b>75.0</b>
<b>9/12/2021</b>	<b>at NYG</b>	<b>W, 27-13</b>	<b>3</b>	<b>3</b>	<b>100.0</b>
9/15/2019	vs. Chi.	L, 14-16	3	3	100.0
12/8/2013	vs. Ten.	W, 51-28	3	3	100.0
12/23/2000	vs. S.F.	W, 38-9	3	3	100.0
11/9/1997	vs. Car.	W, 34-0	3	5	60.0

### MOST FOURTH-DOWN CONVERSIONS IN A SINGLE SEASON, BRONCOS HISTORY

Year	Conv.	Att.	Pct.
2002	16	23	69.6
2018	15	25	60.0
2005	14	19	73.7
<b>2021</b>	<b>14</b>	<b>22</b>	<b>63.6</b>
2019	11	16	68.8

## BRONCOS BIG ON THIRD DOWN VS. CHARGERS

The Broncos converted 8-of-11 third-down attempts against the Chargers. The 72.7 conversion percentage represents the team's best third-down percentage in a single game since at least 1991 when the statistic was first tracked.

### BEST THIRD-DOWN %, SINGLE GAME, BRONCOS HISTORY (SINCE 1991)

Opp. (Date)	Conv.	Att.	Pct.
<b>1. vs. LAC (11/28/21)</b>	<b>8</b>	<b>11</b>	<b>72.7</b>
2. vs. Ind. (10/3/93)	10	14	71.4
3. vs. Pit. (10/21/07)	7	10	70.0
vs. Sea. (9/19/10)	14	20	70.0
5. at Ind. (12/21/03)	9	13	69.2
vs. Mia. (11/23/14)	9	13	69.2
at Dal. (10/6/13)	9	13	69.2

## BRIDGEWATER JOINS ELITE QB COMPANY

Broncos QB Teddy Bridgewater completed 26-of-34 passes (76.5%) for 328 yards with two touchdowns (125.6 rtg.) in Denver's 23-13 win at Jacksonville. Combined with his Week 1 performance at the N.Y. Giants, Bridgewater became the fourth player in NFL history to open a season with two touchdown passes, no interceptions and a 75.0% completion percentage (min. 12 attempts) in each of his first two games of a season.

Bridgewater joins Drew Brees (2018), Aaron Rodgers (2015) and Jeff George (1994) with this distinction.



### QBs TO OPEN SEASON WITH 2 TDs, 0 INTs, 75% COMP. PCT. IN FIRST 2 GAMES

Player, Tm.	Season	Att.	Cmp.	Comp. %	Yds.	TD	INT	Rtg.
<b>Teddy Bridgewater, Den.</b>	<b>2021</b>	<b>74</b>	<b>50</b>	<b>77.1</b>	<b>592</b>	<b>4</b>	<b>0</b>	<b>120.7</b>
Drew Brees, N.O.	2018	80	65	81.3	682	5	0	123.0
Aaron Rodgers, G.B.	2015	56	43	76.8	438	5	0	128.2
Jeff George, Atl.	1994	75	58	77.3	568	6	0	124.7

## BRIDGEWATER ONE OF LEAGUE'S MOST EFFICIENT PASSERS

The Broncos acquired quarterback Teddy Bridgewater from Carolina on April 28, 2021 in exchange for a sixth-round selection (No. 191) in the 2021 NFL Draft.

Playing his eighth NFL season in 2021, Bridgewater ranks seventh in completion percentage (66.7%) among active quarterbacks with at least 1,000 passing attempts since he entered the league in 2014.

### HIGHEST COMPLETION PERCENTAGE BY A QB, MIN. 1,000 ATT., 2014-PRESENT

Player	Team	Pct.
Deshaun Watson	Hou.	67.8
Kirk Cousins	Was./Min.	67.5
Jimmy Garoppolo	N.E./S.F.	67.2
Kyler Murray	Ari.	67.2
Matt Ryan	Atl.	66.9
Justin Herbert	LAC	66.8
<b>Teddy Bridgewater</b>	<b>Min./N.O./Car./Den.</b>	<b>66.7</b>

Bridgewater completed at least 75% of his passes in his first three games of the season, joining Peyton Manning (2013) as the only quarterbacks in Broncos history to accomplish the feat in three consecutive games. He also became the first Broncos quarterback to record three consecutive games with a 100.0+ passer rating since Manning in Weeks 6-8 of the 2014 season.



## BRIDGEWATER WINS FIRST START AS A BRONCO

In his first regular season game with the Broncos, quarterback Teddy Bridgewater completed 26-of-38 passes (77.8%) for 264 yards with two touchdowns (115.7 rtg.).


Bridgewater's 77.8 completion percentage ranked first among all AFC players in Week 1 and represented the highest mark in team history among the 53 quarterbacks to make their debut for the club. His 95.7 QBR led all NFL players in Week 1 and represents the highest mark of his career.



### BRONCOS QBs MAKING THEIR FIRST START WITH THE TEAM, SINCE 1999

Player	Opp. (Date)	Res.	Att.	Cmp.	Yds.	TD	INT	Rtg.
Brian Griese	vs. Mia. (9/13/99)	L	40	24	270	3	0	105.2
Chris Miller	at S.D. (11/7/99)	W	24	14	166	0	0	79.5
Gus Frerotte	vs. K.C. (9/24/00)	L	31	18	208	0	1	65.0
Steve Beuerlein	vs. Ind. (11/24/02)	L	24	15	185	1	2	65.5
Jake Plummer	at Cin. (9/7/03)	W	25	12	115	0	3	21.7
Danny Kanell	at Bal. (10/26/03)	L	31	16	114	0	2	33.5
Jarious Jackson	at G.B. (12/28/03)	L	9	4	41	0	1	18.5
Jay Cutler	vs. Sea. (12/3/06)	L	21	10	143	2	2	62.3
Kyle Orton	at Cin. (9/13/09)	W	28	17	243	1	0	100.7
Chris Simms	vs. S.D. (11/22/09)	L	4	2	10	0	0	56.3
Tim Tebow	at Oak. (12/19/10)	L	16	8	138	1	0	100.5
Peyton Manning	vs. Pit. (9/9/12)	W	26	19	253	2	0	129.2
Brock Osweiler	at Chi. (11/22/15)	W	27	20	250	2	0	127.1
Trevor Siemian	vs. Car. (9/8/16)	W	26	18	179	1	2	69.1
Paxton Lynch	vs. Atl. (10/9/16)	L	35	23	223	1	1	81.0
Case Keenum	vs. Sea. (9/9/18)	W	39	25	329	3	3	84.2
Joe Flacco	at Oak. (9/9/19)	L	31	21	268	1	0	105.3
Brandon Allen	vs. Cle. (11/3/19)	W	20	12	193	2	0	125.6
Drew Lock	vs. LAC (12/1/19)	W	28	18	134	2	1	84.5
Jeff Driskel	vs. T.B. (9/27/20)	L	30	17	176	1	1	71.0
Brett Rypien	at NYJ (10/1/20)	W	31	19	242	2	3	67.6
<b>Teddy Bridgewater</b>	<b>at NYG (9/12/21)</b>	<b>W</b>	<b>38</b>	<b>26</b>	<b>264</b>	<b>2</b>	<b>0</b>	<b>115.7</b>

### GORDON III & WILLIAMS EACH WITH 700 RUSHING YARDS



Broncos running backs Melvin Gordon III and Javonte Williams have combined for 1,459 rushing yards and 10 scores on 314 carries (4.6 avg.) through the first 13 games of the 2021 season.

Williams (743) and Gordon (716) are just the fourth pair of Broncos teammates to each rush for 700 yards or more in the same season.

### BRONCOS RB DUOS WITH 700+ RUSHING YARDS APIECE

#### IN SAME SEASON

Name (Yds.)	Year
Joe Dawkins (706) / Floyd Little (979)	1973
Mike Anderson (1,014) / Tatum Bell (921)	2005
Ronnie Hillman (863) / CJ Anderson (720)	2015
<b>Melvin Gordon III (716) / Javonte Williams (743)</b>	<b>2021</b>

## BRONCOS RUNNING BACK DUO MAKES HISTORY

The Broncos running back duo of Melvin Gordon III and Javonte Williams combined for 194 scrimmage yards and four touchdowns in the team's Week 14 matchup versus Detroit. Gordon and Williams, who had two touchdowns apiece, became just the third running back duo in Broncos history—and the first in nearly 60 years—to have multiple touchdowns each in the same game.



Gordon rushed for 111 yards on 24 carries (4.6 avg.) with two touchdowns. Williams totaled 73 yards rushing on 15 carries (4.9 avg.) with one touchdown and added a 10-yard touchdown reception.

### GAMES WITH MULTIPLE RUNNING BACKS SCORING MULTIPLE TDs,

#### BRONCOS HISTORY

Opponent (Date)	Players (TDs)
at N.Y. Titans (9/24/61)	Fred Bukaty (2), Donnie Stone (2)
vs. Oakland (10/5/62)	Gene Mingo (2), Al Frazier (2)
<b>vs. Detroit (12/12/21)</b>	<b>Melvin Gordon III (2), Javonte Williams (2)</b>

### GORDON III SURPASSES 8,000 SCRIMMAGE YARDS VS. LAC

Since running back Melvin Gordon III signed with the Broncos prior to the 2020 season, he has accumulated 2,026 scrimmage yards (1,702 rush / 324 rec.) to go along with 19 touchdowns (16 rush / 3 rec.).



Gordon led the team with 83 rushing yards on 17 carries (4.9 avg.) and added a five-yard reception against his former team. His 88 total yards put him over 8,000 scrimmage yards for his career, ranking second among NFL running backs since he entered the league in 2015.

### YARDS FROM SCRIMMAGE, NFL RUNNING BACKS, SINCE 2015

Player (Tm.)	Rushing	Receiving	Total
1. Ezekiel Elliott (Dal.)	7,194	2,202	9,396
<b>2. Melvin Gordon III (LAC/Den.)</b>	<b>5,942</b>	<b>2,197</b>	<b>8,139</b>
3. Derrick Henry (Ten.)	6,797	846	7,643
4. Mark Ingram (N.O/Bal./Hou.)	5,425	1,761	7,186
5. Alvin Kamara (N.O.)	3,990	3,159	7,149

### GORDON III REACHES 5,000 CAREER RUSHING YARDS

Running back Melvin Gordon III eclipsed 5,000 rushing yards for his career against Buffalo in Week 15 of 2020. He is one of four active rushers with at least 5,000 career rushing yards and one of two active running backs (Ezekiel Elliott, Dal.) to also have 2,000 career receiving yards since 2015.

### ACTIVE NFL RUNNING BACKS WITH 5,000 RUSHING YDS.

#### & 2,000 RECEIVING YDS., CAREER, SINCE 2015

Player (Tm.)	Rushing	Receiving	Total
1. Ezekiel Elliott (Dal.)	7,194	2,202	9,396
<b>2. Melvin Gordon III (LAC/Den.)</b>	<b>5,942</b>	<b>2,197</b>	<b>8,139</b>



## GORDON III TOPS 100 RUSHING YARDS AGAINST DETROIT



Running back Melvin Gordon III posted his 13th career 100-yard rushing game in Week 14 versus Detroit, recording season highs in rushes (24), yards (111) and rushing touchdowns (2). Gordon's performance against the Lions marks the fourth time he's rushed for over 100 yards in a home contest in his career and the 11th time he's tallied two or more

rushing scores in a single game.

Under Head Coach Vic Fangio, the Broncos are 7-2 in games in which a running back has rushed for at least 100 yards since the start of 2019.

### BRONCOS 100-YARD RUSHERS SINCE 2019

Player	Opp. (date)	No.	Yds.	Avg.	LG	TD
Phillip Lindsay	at LAC (10/16/19)	15	114	7.6	32	1
Phillip Lindsay	vs. Det. (12/22/19)	19	109	5.7	27t	1
<b>Melvin Gordon</b>	<b>at NYJ (10/1/20)</b>	<b>23</b>	<b>107</b>	<b>4.7</b>	<b>43t</b>	<b>2</b>
Phillip Lindsay	at N.E. (10/18/20)	23	101	4.4	20	0
<b>Melvin Gordon</b>	<b>at K.C. (12/6/20)</b>	<b>15</b>	<b>131</b>	<b>8.7</b>	<b>65</b>	<b>0</b>
<b>Melvin Gordon</b>	<b>at NYG (9/12/21)</b>	<b>11</b>	<b>101</b>	<b>9.2</b>	<b>70t</b>	<b>1</b>
Javonte Williams	at Dal. (11/7/21)	17	111	6.5	30	0
Javonte Williams	at K.C. (12/5/21)	23	102	4.4	14	0
<b>Melvin Gordon</b>	<b>vs. Det. (12/12/21)</b>	<b>24</b>	<b>111</b>	<b>4.6</b>	<b>16</b>	<b>2</b>

## GORDON III BECOMES FIRST BRONCO SINCE 2017 WITH RUSHING & RECEIVING TD IN SAME GAME

Running back Melvin Gordon III scored a pair of touchdowns—one rushing and one receiving—in Week 8 versus Washington to go along with 62 total yards of offense (47 rushing & 15 receiving). Gordon rushed for a touchdown and caught a touchdown in the same game for the fourth time in his career, and became the first Bronco to accomplish the feat since C.J. Anderson on Sept. 17, 2017 versus Dallas.



### BRONCOS WITH RUSHING TD & RECEIVING TD IN SAME GAME, SINCE 2000

Player	Date	Opp.	Rush	Yds.	TD	Rec.	Yds.	TD
<b>Melvin Gordon III</b>	<b>10/31/2021</b>	<b>Was.</b>	<b>10</b>	<b>47</b>	<b>1</b>	<b>3</b>	<b>15</b>	<b>1</b>
C.J. Anderson	9/17/2017	Dal.	25	118	1	3	36	1
Devontae Booker	1/1/2017	Oak.	14	57	1	2	52	1
C.J. Anderson	9/8/2016	Car.	20	92	1	4	47	1
Ronnie Hillman	11/2/2014	at N.E.	10	16	1	7	47	1
Correll Buckhalter	12/26/2010	Hou.	11	42	1	3	50	1
Mike Anderson	12/4/2005	K.C.	13	37	1	1	66	1

## WILLIAMS ONE OF LEAGUE'S TOP ROOKIE RUSHERS



Rookie running back Javonte Williams scored the first touchdown of his NFL career on a 1-yard touchdown run versus the N.Y. Jets in Week 3. He became the first Broncos rookie to rush for a touchdown since Phillip Lindsay on Dec. 9, 2018 at San Francisco, and the first to do so within his first three career games since Royce Freeman in 2018.

Williams ranks among the league's rookie leaders in yards per attempt (4.8—1st, min. 75 att.), rushing yards (743—3rd), attempts (155—3rd) and rushing touchdowns (3—T-6th).

### MOST RUSHING YARDS BY NFL ROOKIE, 2021

Rk.	Player	Tm.	Drft.	Rd.	Yds.	G/GS	Att.	Y/A	TD
1.	Najee Harris	Pit.		1	873	13/13	237	3.7	6
2.	Elijah Mitchell	S.F.		6	759	9/8	165	4.6	5
<b>3.</b>	<b>Javonte Williams</b>	<b>Den.</b>		<b>2</b>	<b>743</b>	<b>13/1</b>	<b>155</b>	<b>4.8</b>	<b>3</b>
4.	Chuba Hubbard	Car.		4	460	13/6	132	3.5	4
5.	Michael Carter	NYJ		4	430	10/7	111	3.9	4

Williams logged his second career 100-yard rushing game in Denver's Week 13 matchup at Kansas City. Williams, who finished the game with 102 rushing yards on 23 attempts (4.4 avg.), collected the team's sixth 100-yard rushing effort by a rookie since 2009.

### 100-YARD RUSHING GAMES BY A BRONCOS ROOKIE, SINCE 2009

Player	Date	Opp	Att.	Yds.	Y/A	TD
<b>Javonte Williams</b>	<b>12/5/2021</b>	<b>at K.C.</b>	<b>23</b>	<b>102</b>	<b>4.4</b>	<b>0</b>
<b>Javonte Williams</b>	<b>11/7/2021</b>	<b>at Dal.</b>	<b>17</b>	<b>111</b>	<b>6.5</b>	<b>0</b>
Phillip Lindsay	12/2/2018	at Cin.	19	157	8.3	2
Phillip Lindsay	11/25/2018	Pit.	14	110	7.9	1
Phillip Lindsay	9/16/2018	Oak.	14	107	7.6	0
Montee Ball	12/1/2013	K.C.	13	117	9.0	0

## WILLIAMS TOPS 1,000 YARDS FROM SCRIMMAGE



Broncos running back Javonte Williams totaled 73 rushing yards and 10 receiving yards in the team's Week 14 contest against Detroit to eclipse 1,000 scrimmage yards (1,022) on the season. He is the ninth Broncos rookie to reach 1,000 yards and the first since running back Phillip Lindsay in 2018.

### MOST SCRIMMAGE YARDS BY A BRONCOS ROOKIE

	Player	Pos.	Year	Yards
1.	Clinton Portis	RB	2002	1,872
2.	Mike Anderson	RB	2000	1,656
3.	Terrell Davis	RB	1995	1,484
4.	Olandis Gary	RB	1999	1,318
5.	Bobby Humphrey	RB	1989	1,307
6.	Phillip Lindsay	RB	2018	1,278
7.	Knowshon Moreno	RB	2009	1,160
8.	Eddie Royal	WR	2008	1,089
9.	Javonte Williams	RB	2021	1,022





## WILLIAMS HAS CAREER DAY IN FIRST START

Broncos rookie running back Javonte Williams made his first career start against Kansas City in Week 13 and led the team with 102 rushing yards on 23 carries (4.4 avg.) in addition to collecting six receptions for 76 yards (12.7 avg.) with one touchdown.

Williams' 178 total yards were a career high and his performance represented the third time in the last four games he has topped 100 yards from scrimmage. His 178 yards are also the most by a rookie running back this season (3rd most among all rookies) and the most by a Broncos rookie since running back Clinton Portis in 2002 (246 yds. vs. Ar., 12/29/02).



### MOST SCRIMMAGE YARDS BY A ROOKIE IN A SINGLE GAME, NFL, 2021

Player	Pos.	Opp. (Date)	Rush	Rec.	Total
1. Ja'Marr Chase, Cin.	WR	at Bal. (10/24/21)	0	201	201
2. Kadarius Toney, NYG	WR	at Dal. (10/10/21)	7	189	189
<b>3. Javonte Williams, Den.</b>	<b>RB</b>	<b>at K.C. (12/5/21)</b>	<b>102</b>	<b>76</b>	<b>178</b>
4. Michael Carter, NYJ	RB	vs. Cin. (10/31/21)	77	95	172
5. Elijah Mitchell, S.F.	RB	vs. Min. (11/28/21)	133	35	168

## SUTTON POSTS CAREER DAY AT JACKSONVILLE



Broncos wide receiver Courtland Sutton, playing in his just second game following a season-ending knee injury that limited him to one game in 2020, set new career marks in both receptions (9) and receiving yards (159) at Jacksonville in Week 2. His 159 receiving yards were the most by a Bronco since WR Emmanuel Sanders recorded 162 yards versus Kansas City on Nov. 27, 2016. Sutton hauled in a 55-yard pass from QB

Teddy Bridgewater in the third quarter that marked the second-longest reception of his four-year career.

### COURTLAND SUTTON'S MOST REC. YARDS IN A GAME, CAREER

Date	Opponent	Tgt.	Rec.	Yds.	Avg.	Lg.
<b>9/19/2021</b>	<b>at Jac.</b>	<b>12</b>	<b>9</b>	<b>159</b>	<b>17.7</b>	<b>55</b>
10/10/2021	at Pit.	11	7	120	17.1	39t
9/9/2019	at Oak.	8	7	120	17.1	30
11/17/2019	at Min.	9	5	113	22.6	48
10/17/2021	L.V.	14	8	94	11.8	18
10/6/2019	at LAC	7	4	92	23.0	70t

### COURTLAND SUTTON'S LONGEST CAREER RECEPTIONS

Date	Opponent	Play
10/6/2019	at LAC	70-yard TD rec. from QB Joe Flacco
<b>9/19/2021</b>	<b>at Jac.</b>	<b>55-yard rec. from QB Teddy Bridgewater</b>
9/22/2019	at G.B.	52-yard rec. from QB Joe Flacco
11/17/2019	at Min.	48-yard rec. from QB Brandon Allen
9/20/2020	at Pit.	45-yard rec. from QB Jeff Driskel

## SUTTON THIRD-FASTEST BRONCO TO 2,500 CAREER YARDS



Broncos wide receiver Courtland Sutton surpassed 2,500 receiving yards in Week 12 vs. LAC. He recorded two receptions for 17 yards (8.5 avg.) and eclipsed the 2,500-yard mark with a five-yard catch in the first quarter.

Sutton—who accomplished the feat in 44 career games—became the third fastest Bronco to eclipse the 2,500-yard career receiving mark.

### FEWEST GAMES TO 2,500 CAREER REC. YDS., BRONCOS HISTORY

Player	Games
1. Demaryius Thomas	40
2. Brandon Marshall	41
<b>3. Courtland Sutton</b>	<b>44</b>
4. Vance Johnson	51
5. Eric Decker	55
Rod Smith	55

## JEUDY ONE OF LEAGUE'S TOP ROOKIES IN 2020

Wide receiver Jerry Jeudy finished his initial NFL season with 52 catches for 856 yards (16.5 avg.) with three touchdowns.

His 856 receiving yards ranked fifth in the NFL among first-year pass catchers in 2020.

### NFL ROOKIE RECEIVING YARDS LEADERS, 2020

Player (Tm.)	Rec.	Yds.	Avg.	TDs
1. Justin Jefferson (Min.)	88	1,400	15.9	7
2. CeeDee Lamb (Dal.)	74	935	12.6	5
3. Tee Higgins (Cin.)	67	908	13.6	6
4. Chase Claypool (Pit.)	62	873	14.1	9
<b>5. Jerry Jeudy (Den.)</b>	<b>52</b>	<b>856</b>	<b>16.5</b>	<b>3</b>

## JEUDY RECORDS FIRST TWO CAREER 100-YARD GAMES



Jerry Jeudy recorded a pair of 100-yard games during his rookie season. He notched a career-high 140 yards on five receptions (28.0 avg.) with a 92-yard score against Las Vegas in Week 17, while leading the team with a career-best seven receptions for 125 yards (17.9 avg.) with one touchdown

against Atlanta in Week 9.

### MOST SINGLE-GAME RECEIVING YARDS BY A BRONCOS ROOKIE

Player	Opp. (Date)	Yds.
1. Eddie Royal	at Cleveland (11/6/08)	164
2. Rick Upchurch	vs. Kansas City (9/21/75)	153
3. Jerry Tarr	at Boston (9/21/62)	152
4. Eddie Royal	at Oakland (9/8/08)	146
<b>5. Jerry Jeudy</b>	<b>vs. Las Vegas (1/3/21)</b>	<b>140</b>



## PATRICK A TOUCHDOWN TARGET

Ten of wide receiver Tim Patrick's 11 career touchdown receptions have come since the start of the 2020 season. Patrick's 10 touchdown receptions over the last two seasons are the most by a Bronco and the third most by any undrafted player over that span.

### MOST REC. TOUCHDOWNS SINCE 2020, BRONCOS

Rk.	Player	Gms.	Rec.	Yds.	TD
1.	Tim Patrick	28	93	1,321	10
2.	Noah Fant	27	115	1,148	6

### MOST REC. TOUCHDOWNS BY UNDRAFTED PLAYER SINCE 2020, NFL

Rk.	Player	Gms.	Rec.	Yds.	TD
1.	Adam Thielen (Min.)	27	138	1,611	24
2.	Robert Tonyan (G.B.)	24	70	790	13
3.	Tim Patrick (Den.)	28	93	1,321	10
4.	Austin Ekeler (LAC)	23	112	938	9
5.	Zach Pascal (Ind.)	29	79	975	8
	Greg Ward (Phi.)	29	55	449	8

## PATRICK CATCHES LONGEST TD OF CAREER AT DALLAS

Broncos wide receiver Tim Patrick finished Week 9 at Dallas with four receptions for 85 yards (21.3 avg.) with one touchdown. Patrick caught a 44-yard touchdown pass from quarterback Teddy Bridgewater in the second quarter, which marked the longest touchdown catch of Patrick's four-year career and his second-longest reception of any kind.



### TIM PATRICK'S LONGEST CAREER RECEPTIONS

Date	Opp	Yds.	QB
11/22/2020	Mia.	61	D.Lock
11/7/2021	at Dal.	44t	T. Bridgewater
10/18/2020	at N.E.	41	D.Lock
11/22/2020	Mia.	41	D.Lock
10/1/2020	at NYJ	40	B.Rypien

## FANT POSTS CAREER DAY VS. LAS VEGAS



Noah Fant finished Week 6 versus Las Vegas with season highs in targets (11), receptions (9) and receiving yards (97) while catching his career-high-tying third touchdown of the season. Fant's nine receptions represented a new single-game career high, and his 97 receiving yards are

the third-most in a single game in his three-year career.

### NOAH FANT'S MOST SINGLE-GAME RECEPTIONS, CAREER

Date	Opponent	Tgt.	Rec.	Yds.	Avg.	Lg.	TD
10/17/2021	L.V.	11	9	97	10.8	26	1
12/19/2020	Buf.	11	8	68	8.5	16	1
11/1/2020	LAC	9	7	47	6.7	12	0
12/27/2020	at LAC	9	6	65	10.8	19	0
9/12/2021	at NYG	8	6	62	10.3	25	0
10/3/2021	Bal.	10	6	46	7.7	14	1

### NOAH FANT'S MOST SINGLE-GAME RECEIVING YARDS, CAREER

Date	Opponent	Tgt.	Rec.	Yds.	Avg.	Lg.	TD
11/3/2019	Cle.	4	3	115	38.3	75t	1
12/8/2019	at Hou.	4	4	113	28.3	48	1
10/17/2021	L.V.	11	9	97	10.8	26	1
9/14/2020	Ten.	6	5	81	16.2	31	1

## DENVER POSTS 20TH SHUTOUT IN TEAM HISTORY WITH 26-0 WIN OVER N.Y. JETS IN WEEK 3

With Denver's 26-0 win in its home opener versus the N.Y. Jets, the Broncos shut out an opponent for the 20th time in team history and first since Oct. 19, 2019 against Tennessee. The Broncos' 26-point win tied for the seventh-highest margin in a shutout.

### LARGEST SHUTOUTS, BRONCOS HISTORY

	Date	Score
1	12/16/89	Denver 37, at Phoenix 0
2	11/9/97	Denver 34, Carolina 0
	11/1/87	Denver 34, Detroit 0
4	11/20/05	Denver 27, N.Y. Jets 0
	10/16/95	Denver 27, Oakland 0
	10/24/71	Denver 27, Cleveland 0
7	9/26/21	Denver 26, N.Y. Jets 0
	10/3/76	Denver 26, San Diego 0

## BRONCOS 'D' BEST IN THE RED ZONE LAST THREE SEASONS

In Head Coach Vic Fangio's first two seasons (2019-20), the Broncos became the first team since red zone statistics began being tracked in 1995 to lead the league in red zone defense in consecutive seasons. Under Fangio the last three seasons, Denver has allowed a touchdown on only 63 of 137 opponent trips (46.0%) into the red zone.

After leading the league in red zone defense in 2019-20 (47-of-107 / 43.9%), the Broncos rank 9th in the NFL defensively in the red zone in 2021 (16-of-30 / 53.3%). Denver has allowed the fewest red zone trips (30) in the NFL this season.

### NFL RED ZONE DEFENSE RANKINGS, 2019-21

Team	RZ Trips	TD	TD%
1. Denver	137	63	46.0
2. Pittsburgh	136	71	52.2
3. Baltimore	120	64	53.3
4. N.Y. Giants	165	89	53.9
5. New England	113	62	54.9

## BRONCOS BLOCK TWO FIELD GOALS IN SAME GAME; THREE IN TWO-WEEK SPAN (WEEKS 7-8)



Broncos defensive end Shelby Harris blocked a 45-yard field goal attempt in the second quarter of Denver's Week 8 win versus Washington and defensive end Dre'Mont Jones blocked a 47-yard attempt in the fourth quarter, marking Denver's first game with two field goal blocks since Dec. 24, 1994 against New Orleans.

Harris, who blocked a 41-yard attempt in Week 7 at Cleveland, is the first Bronco with field goal blocks in back-to-back games in franchise history and the first NFL player to do so since Angelo Blackson (Houston) in 2019. Denver has never had three field goal blocks in a two-game span over the last 30 years.

### FIELD GOALS BLOCKED BY DENVER, WEEKS 7-8

Kicker, Tm.	Distance	Blocked By
Chase McLaughlin, Cle.	41	S. Harris
Chris Blewitt, Was.	45	S. Harris
Chris Blewitt, Was.	47	D. Jones





## REED RANKED THIRD AMONG ALL UNDRAFTEDS IN SACKS

Outside linebacker Malik Reed, who has 5.0 sacks (36.0 yds.) this season, ranks third among all undrafted players with 13.0 sacks since the start of the 2020 season.

### NFL SACK LEADERS, UNDRAFTED PLAYERS, 2020-21

Player	Team	Sacks	Sack Yds.
1. Shaquil Barrett	Tampa Bay	17.0	112.5
2. Denico Autry	Ind. / Ten.	13.5	90
<b>3. Malik Reed</b>	<b>Denver</b>	<b>13.0</b>	<b>97.5</b>
4. Romeo Okwara	Detroit	11.0	85
5. Mario Addison	Buffalo	9.0	45
Kerry Hyder Jr.	S.F. / Sea.	9.0	49

## MALIK REED BECOMES THIRD BRONCO WITH TWO SACKS, FORCED FUMBLE AND PASS DEFENSED IN SAME GAME



Outside linebacker Malik Reed finished Week 8 versus Washington with three total tackles, one pass defended and two fourth-quarter sacks (19 yds.), including a strip-sack, to help seal Denver's 17-10 win. Reed joined Von Miller and Elvis Dumervil as the only Broncos with at least two sacks, one forced fumble and one pass defended in a single game.

### BRONCOS BRONCOS WITH 2+ SACKS, 1 PASS DEFENSED & 1 FORCED FUMBLE IN A SINGLE GAME (since 1999)

Player	Date	Opp	Sk.	TFL	QBH	PD	FF
<b>Malik Reed</b>	<b>10/31/2021</b>	<b>Was.</b>	<b>2</b>	<b>1</b>	<b>2</b>	<b>1</b>	<b>1</b>
Von Miller	9/18/2016	Ind.	3	1	4	1	1
Elvis Dumervil	10/15/2012	at S.D.	2	1	1	1	2
Von Miller	10/7/2012	at N.E.	2	5	2	1	1
Elvis Dumervil	9/20/2009	Cle.	4	4	4	1	1

## COOPER BECOMES 5TH BRONCOS ROOKIE WITH 3 QB HITS IN A GAME SINCE 2006

Rookie outside linebacker Jonathon Cooper finished Denver's Week 7 game at Cleveland with five total tackles (2 solo) and three quarterback hits, making him just the fifth Broncos rookie with at least three quarterback hits in a single game since 2006—joining Bradley Chubb, Elvis Dumervil, Dre'Mont Jones and Von Miller. Cooper (7th round) is the only one of the five players drafted lower than the fourth round.

### ROOKIES WITH 3+ QB HITS IN A SINGLE GAME, BRONCOS HISTORY (data since 2006)

Player	Date	Opp	QBH	Tot. Tkls.
<b>Jonathon Cooper</b>	<b>10/21/2021</b>	<b>at Cle.</b>	<b>3</b>	<b>5</b>
Dre'Mont Jones	12/22/2019	Det.	3	5
Bradley Chubb	12/9/2018	at S.F.	3	4
Bradley Chubb	12/2/2018	at Cin.	3	3
Bradley Chubb	10/14/2018	LAR	3	5
Von Miller	11/17/2011	NYJ	4	9
Von Miller	11/13/2011	at K.C.	4	7
Von Miller	11/6/2011	at Oak.	6	5
Von Miller	10/23/2011	at Mia.	3	5
Von Miller	10/2/2011	at G.B.	3	4
Elvis Dumervil	10/22/2006	at Cle.	3	3

## BROWNING LOGS 8 TOTAL TACKLES IN STARTING DEBUT

Rookie inside linebacker Baron Browning made his first career start in Week 8 versus Washington and led Denver with eight total tackles (5 solo). He also registered his first career tackle for loss.

Browning became just the fifth Broncos rookie since 2012 to post an eight-tackle game.

### BRONCOS ROOKIES WITH 8+ TACKLES IN A SINGLE GAME, SINCE 2012

Player	Date	Opp	Solo	Ast.	Comb.	TFL
<b>Baron Browning</b>	<b>10/31/2021</b>	<b>Was.</b>	<b>5</b>	<b>3</b>	<b>8</b>	<b>1</b>
Josey Jewell	9/23/2018	at Bal.	5	3	8	1
Shaquil Barrett	10/18/2015	at Cle.	6	3	9	3
Todd Davis	12/22/2014	at Cin.	4	4	8	1
Bradley Roby	12/7/2014	Buf.	9	0	9	1

## SIMMONS GETS FIRST CAREER PRO BOWL NOD IN 2020

Safety Justin Simmons was selected to his first career Pro Bowl in 2020. Simmons registered 96 tackles (77 solo), a career-best five interceptions (90 yds.), nine passes defended and one fumble recovery in 2020.

Simmons was the only player in the league with more than 90 tackles and five interceptions in 2020.

Denver's Walter Payton Man of the Year nominee in each of the past three seasons, Simmons is just the fifth Broncos safety in team annals to be named both an All-Pro and Pro Bowler during his career.



### BRONCOS SAFETIES NAMED A PRO BOWLER & ALL-PRO W/TEAM

Player	Pro Bowls	All-Pro Honors	Years W/Denver
Steve Atwater	8	3	1989-98
Dennis Smith	6	1	1981-94
Billy Thompson	3	1	1969-81
Brian Dawkins	2	1	2009-11
<b>Justin Simmons</b>	<b>1</b>	<b>1</b>	<b>2016-pres.</b>

## SIMMONS HAS FIFTH MOST INTs AMONG BRONCOS SAFETIES

Safety Justin Simmons recorded his 21st career interception in Week 14 against Detroit. He owns the fifth-most picks in Broncos' history among safeties since the AFL/NFL merger.

### MOST CAREER INTERCEPTIONS BY A BRONCOS SAFETY, ALL-TIME

Player	Years	INT
1. Tyrone Braxton	1987-99	34
2. Mike Harden	1980-88	33
3. Dennis Smith	1981-94	30
4. Steve Atwater	1989-98	24
<b>5. Justin Simmons</b>	<b>2016-pres.</b>	<b>21</b>

\*since 1970 AFL/NFL merger

Simmons has multiple interceptions in each of his first six seasons, matching Steve Foley (1976-80) as the only Broncos safeties to achieve that feat since the 1970 AFL/NFL merger.

### BRONCOS SAFETIES TO START CAREER WITH MULTIPLE INTERCEPTIONS IN EACH OF FIRST SIX SEASONS

Player	Years
<b>Justin Simmons</b>	<b>2016-21</b>
Steve Foley	1976-81

\*since 1970 AFL/NFL merger





### SIMMONS ONE OF TWO ACTIVE DBs WITH 400 TACKLES & 20 INTs SINCE 2016

Safety Justin Simmons topped 400 career tackles in Week 6 against Las Vegas. Simmons, who has 20 career interceptions, is one of two active players with 400 total tackles and 20 interceptions since he entered the league in 2016.

#### ACTIVE PLAYERS w/ 400+ TACKLES & 20+ INTs, SINCE 2016

Player (team)	Tkls.	INT-Yds.
Kevin Byard (Ten.)	483	23-276
<b>Justin Simmons (Den.)</b>	<b>437</b>	<b>21-352</b>

### SIMMONS WITH THIRD-MOST INTs IN FIRST SIX SEASONS

Safety Justin Simmons recorded a career-high five interceptions (90 yds.) in 2020 and has matched his career high with five in 2021. His 21 career interceptions rank third in Broncos history by a player through his first six seasons.

#### MOST INTERCEPTIONS BY A BRONCOS PLAYER THROUGH HIS FIRST SIX PROFESSIONAL SEASONS

Player	Years	INT
1. Goose Gonsoulin	1960-65	43
2. Steve Foley	1976-81	28
<b>3. Justin Simmons</b>	<b>2016-21</b>	<b>21</b>
4. Mike Harden	1980-85	19
Bill Thompson	1969-74	19
5. Tom Jackson	1973-78	17

### JACKSON ONE OF THREE ACTIVE DBs WITH 750 TACKLES, 20 INTs AND 100 PDs IN CAREER



Since entering the NFL in 2010, safety Kareem Jackson has totaled 789 tackles (631 solo), 20 interceptions (384 yds.) and 104 passes defended in his career.

He is one of three defensive players (Malcolm Jenkins, N.O., Devin McCourty, N.E.) since 2010 with regular-season career totals of 750+ tack-

les, 20+ interceptions and 100+ passes defended.

#### ACTIVE DBs w/ 750+ TACKLES, 20+ INTs & 100 PDs, SINCE 2010

Player (team)	Tkls.	INT-Yds.	PDs
1. Malcolm Jenkins (N.O. / Phi.)	949	20-576	106
2. Devin McCourty (N.E.)	851	30-515	100
<b>3. Kareem Jackson (Hou. / Den.)</b>	<b>789</b>	<b>20-384</b>	<b>104</b>

### STERNS ONE OF FIVE BRONCOS DEFENSIVE BACKS WITH INTERCEPTION & SACK IN ROOKIE SEASON

Broncos rookie safety Caden Sterns recorded the first two sacks of his career in Week 4 against Baltimore after recording his first career interception of Jets QB Zach Wilson in Week 3. He became the fifth rookie defensive back in team history with an interception and a sack in his rookie season. Sterns (fifth round, 152nd overall) was the lowest drafted of the five.

#### BRONCOS DEFENSIVE BACKS WITH AN INTERCEPTION & SACK IN ROOKIE SEASON

Player	Year	Draft	GP	Sk.	Int.
<b>Caden Sterns</b>	<b>2021</b>	<b>5-152</b>	<b>11</b>	<b>2.0</b>	<b>2</b>
Justin Simmons	2016	3-98	13	1.0	2
Bradley Roby	2014	1-31	16	1.0	2
Darrent Williams	2005	2-56	12	1.0	2
Randy Robbins	1984	4-89	16	1.0	2

### STERNS RECORDS NFL'S FIRST TWO-SACK GAME BY A ROOKIE DEFENSIVE BACK SINCE 2017



Broncos rookie safety Caden Sterns notched the first two sacks of his career in Week 4 when he brought down Ravens QB Lamar Jackson for a four-yard loss in the second quarter and an eight-yard loss in the third quarter. Sterns became the first rookie defensive back since Mike Hilton (3.0

sacks) in 2017 and just the eighth player since 2000 with a two-sack game in his first NFL season.

#### NFL ROOKIE DEFENSIVE BACKS WITH 2+ SACKS IN A GAME, SINCE 2000

Player, Tm.	Date	Opp.	Sacks
<b>Caden Sterns, Den.</b>	<b>10/3/2021</b>	<b>Bal.</b>	<b>2.0</b>
Mike Hilton, Pit.	12/25/2017	at Hou.	3.0
Josh Jones, G.B.	9/24/2017	Cin.	2.0
Nickell Robey-Coleman, Buf.	12/22/2013	Mia.	2.0
Javier Arenas, K.C.	12/5/2010	Den.	2.0
Eric Berry, K.C.	11/7/2010	at Oak.	2.0
Dunta Robinson, Hou.	12/12/2004	Ind.	2.0
James Whitley, Chi.	11/18/2002	Chi.	2.0

### DARBY & FULLER ONLY PAIR OF TEAMMATES WITH 80+ PASSES DEFENSED SINCE 2014

Cornerbacks Ronald Darby and Kyle Fuller, who both signed with the Broncos as free agents in the 2021 offseason, provide Denver with the only pair of teammates to each have 80+ passes defended since 2014.

Fuller (T-4th—86 PDs) and Darby (9th—84 PDs) both rank in the top 10 in passes defended over that span.

#### MOST PASSES DEFENSED, NFL, SINCE 2014

Rk.	Player (team)	PDs
1.	Darius Slay (Det. / Phi.)	112
2.	Janoris Jenkins (StL / NYG / N.O. / Ten.)	94
3.	Stephon Gilmore (Buf. / N.E. / Car.)	90
<b>4.</b>	<b>Kyle Fuller (Chi. / Den.)</b>	<b>86</b>
	Bashaud Breeland (Was. / G.B. / K.C. / Min.)	86
	Joe Haden (Cle. / Pit.)	86
	Marcus Peters (K.C. / LAR / Bal.)	86
<b>8.</b>	<b>Ronald Darby (Buf. / Phi. / Was. / Den.)</b>	<b>85</b>
	Casey Hayward Jr. (G.B. / LAC / L.V.)	85
10.	Logan Ryan (N.E. / Ten. / NYG)	82

### SURTAIN II RANKS FOURTH IN PASSES DEFENSED BY A BRONCOS ROOKIE

Broncos rookie cornerback Pat Surtain II has logged at least one pass defended in 10 games this season and has 12 total in 2021. Surtain II currently ranks fourth in franchise history in passes defended (12) by a rookie (data since 1999).

#### MOST PASSES DEFENSED BY A ROOKIE, BRONCOS HISTORY (data since 1999)

Rk.	Player	Year	PD	GP	GS	Int.
1.	Domonique Foxworth	2005	16	16	7	2
2.	Perrish Cox	2010	14	15	9	1
3.	Bradley Roby	2014	13	16	2	2
<b>4.</b>	<b>Pat Surtain II</b>	<b>2021</b>	<b>12</b>	<b>13</b>	<b>12</b>	<b>4</b>
5.	Darrent Williams	2005	10	12	9	2



## SURTAIN II RECORDS FOURTH INTERCEPTION

Cornerback Pat Surtain II recorded his fourth interception of the season in the third quarter of Denver's Week 13 matchup against Kansas City. His four interceptions are tied for the third most all-time by a Broncos rookie and most since cornerback Calvin Jones (4) in 1973.

### MOST INTs BY A BRONCOS ROOKIE

Player	Year	No.
1. Goose Gonsoulin	1960	11
2. Phil Nugent	1961	7
<b>3. Pat Surtain II</b>	<b>2021</b>	<b>4</b>
Calvin Jones	1973	4
Charlie Greer	1968	4
Jack Lentz	1967	4

## ROOKIE SURTAIN MAKES HISTORY



Broncos cornerback Pat Surtain II posted his first multi-interception game of his career, picking off Chargers QB Justin Herbert in the end zone in the fourth quarter before returning another interception 70 yards for a touchdown with 7:40 remaining in the Week 12 matchup.

Surtain, who was selected by Denver with the ninth overall pick of the 2021 NFL Draft, is the first Broncos rookie—and the first NFL rookie in six seasons—to record multiple interceptions, including a pick six, in a single game.

Surtain's interceptions were his 10th and 11th passes defended of the season, moving him into fourth place on the franchise single-season list for a rookie (since data was tracked beginning in 1999).

### LAST FIVE NFL ROOKIES WITH MULTIPLE INTs, INCL. AN INT-TD IN A SINGLE GAME

Player	Pos.	Opp. (Date)	Int.	Yds.	TD
<b>Pat Surtain II, Den.</b>	<b>CB</b>	<b>vs. LAC (11/28/21)</b>	<b>2</b>	<b>70</b>	<b>1</b>
Marcus Peters, K.C.	CB	at Bal. (12/20/15)	2	93	1
Quinten Rollins, G.B.	CB	vs. Stl. (10/11/15)	2	48	1
Zach Brown, Ten.	LB	vs. Jac. (12/30/12)	2	109	2
Janoris Jenkins, Stl.	CB	at Ari. (11/25/12)	2	75	2

## PATRICK & PAT SURTAIN BECOME 4TH FATHER-SON DUO IN NFL HISTORY TO EACH RECORD A PICK SIX



Broncos cornerback Pat Surtain II collected his first career pick six with a 70-yard interception return for a touchdown in Week 12 against the Chargers. According to the NFL, it is believed that Patrick and Pat Surtain became the fourth father-son combination to each have an interception return for a touchdown in their respective careers.

### FATHER-SON DUOS EACH W/ A PICK SIX

Father	INT-TD	Son	INT-TD	TOTAL
Dave Grayson	5	David Grayson	1	6
Gill Byrd	2	Jairus Byrd	2	4
Clay Matthews Sr.	1	Clay Matthews Jr.	2	3
<b>Patrick Surtain</b>	<b>2</b>	<b>Pat Surtain II</b>	<b>1</b>	<b>3</b>

## MARTIN PUNTS WITH DISTANCE AND ACCURACY



Broncos punter Sam Martin has produced two games (Week 2 at Jacksonville & Week 5 at Pittsburgh) with a net punting average of at least 44 yards and four punts inside the 20-yard line this season. Only three other players in franchise history have recorded one such game, and Martin is the only one to place 100% of his punts inside the 20-yard line in those games.

### GAMES WITH A 44+ YARD NET PUNTING AVERAGE & 4+ PUNTS INSIDE 20-YARD LINE, BRONCOS HISTORY

Player	Date	Opp	Punt	In20	NetYds.	NetAvg.
<b>Sam Martin</b>	<b>10/10/2021</b>	<b>at Pit.</b>	<b>4</b>	<b>4</b>	<b>176</b>	<b>44.0</b>
<b>Sam Martin</b>	<b>9/19/2021</b>	<b>at Jac.</b>	<b>4</b>	<b>4</b>	<b>178</b>	<b>44.5</b>
Colby Wadman	9/29/2019	Jac.	6	4	266	44.3
Britton Colquitt	9/25/2011	at Ten.	5	4	225	45.0
Tom Rouen	11/11/2001	S.D.	6	5	314	52.3

Martin has placed 20 punts inside the 20-yard line this season, which ranks tied for seventh in the league.

### MOST PUNTS INSIDE THE 20-YARD LINE, NFL, 2021

Player	Team	G	Punts	In20
1. Michael Dickson	Sea.	13	70	34
2. Cameron Johnston	Hou.	13	71	29
3. Logan Cooke	Jac.	13	58	27
4. Michael Palardy	Mia.	13	61	24
5. A.J. Cole	L.V.	13	52	22
6. Pressley Harvin III	Pit.	13	57	21
7. Jake Bailey	N.E.	13	40	20
<b>Sam Martin</b>	<b>Den.</b>	<b>13</b>	<b>50</b>	<b>20</b>
Bradley Pinion	T.B.	13	45	20
Rigoberto Sanchez	Ind.	13	47	20

## McMANUS ONE OF THE MOST ACCURATE KICKERS IN TEAM HISTORY

Broncos kicker Brandon McManus has connected on 199-of-240 field goal attempts with his 82.9 field goal percentage representing the best career mark in team history (incl. postseason; min. 20 att.).

### BEST OVERALL FIELD GOAL PERCENTAGE, BRONCOS HISTORY

(Postseason included / min. 20 att.)

Player	FGM	FGA	Pct.
1. <b>Brandon McManus</b>	<b>199</b>	<b>240</b>	<b>82.9</b>
Matt Prater	150	181	82.9
3. Jason Elam	410	508	80.7
4. David Treadwell	106	138	76.8
5. Rich Karlis	149	211	70.6

## McMANUS SECOND IN TEAM HISTORY IN MADE FGs

In Week 6 of 2020 against New England, Brandon McManus moved into sole possession of second place in team annals. He currently has made 189 regular-season field goals with the team.

### MOST MADE FIELD GOALS, REGULAR SEASON, BRONCOS HISTORY

Player	No.
1. Jason Elam	395
<b>2. Brandon McManus</b>	<b>189</b>
3. Jim Turner	151
4. Matt Prater	141
5. Rich Karlis	137



## McMANUS SURPASSES 800 CAREER KICKING POINTS

Kicker Brandon McManus surpassed 800 career regular-season kicking points after successfully making all four of his extra point attempts in Week 12 vs. LAC. McManus (813 points) is one of five active kickers to accumulate 800 or more regular-season kicking points since entering the league in 2014.

### KICKERS W/ 800 CAREER REG. SEASON KICKING POINTS (SINCE 2014)

Player, team	Points
1. Justin Tucker, Bal.	1,059
2. Greg Zuerlein, Stl. / LAR / Dal.	896
3. Mason Crosby, G.B.	873
4. Matt Prater, Den. / Det. / Ari.	859
5. <b>Brandon McManus, Den.</b>	<b>813</b>

## McMANUS' GAME WINNERS

Kicker Brandon McManus has converted six career game-tying or game-winning field goals in the last two minutes of the fourth quarter or overtime. His 53-yard kick against the Chargers in Week 13 of the 2019 season represented the longest game-winning kick of his career.

### McMANUS' CAREER GAME-TYING OR GAME-WINNING FIELD GOAL ATTEMPTS IN LAST TWO MIN. OF 4TH QTR. OR OVERTIME

Opp. (Date)	Qtr.	Time	Yds.	Result
vs. Min. (10/4/15)	4	1:51	39	Good
at Cle. (10/18/15)	OT	4:56	34	Good
vs. Cin. (12/28/15)	4	0:04	45	Missed
vs. Cin. (12/28/15)	OT	10:00	37	Good
vs. K.C. (11/27/16)	OT	1:08	62	Missed
vs. Oak. (9/16/18)	4	0:06	39	Good
vs. Hou. (11/4/18)	4	0:03	51	Missed
at LAC (11/18/18)	4	0:00	34	Good
vs. LAC (12/1/19)	4	0:00	53	Good

## McMANUS CONNECTS FROM 50+ TWICE IN THREE SEPERATE GAMES IN 2020

Brandon McManus recorded back-to-back games with two 50+ yard field goals against the New York Jets in Week 4 and the New England Patriots in Week 6. He also made a pair of 50+ yarders against the Chargers in Week 16.

McManus ranks tied for second in NFL history with seven games with multiple 50+ yard made field goals.

### MOST GAMES WITH MULTIPLE 50+ YARD FIELD GOALS, NFL HISTORY

Player (team)	No.
1. Justin Tucker (Bal.)	8
2. <b>Brandon McManus (Den.)</b>	<b>7</b>
Matt Prater (Den. / Det.)	7
4. Dan Bailey (Dal. / Min.)	5

Both of McManus' 50+ yard made field goals in Week 4 and 16 occurred in the fourth quarter. In NFL history, only three kickers have multiple games in their career in which they made multiple 50+ yard field goals in the fourth quarter or overtime.

McManus is the only kicker in NFL history with two games with a pair of 50+ yard made field goals in the fourth quarter or overtime of the same season.

### NFL KICKERS WITH MULTIPLE 50+ YARD FIELD GOALS IN THE FOURTH QUARTER OR OVERTIME

Player (team)	No.
1. <b>Brandon McManus (Den.)</b>	<b>3</b>
Martin Gramatica (T.B.)	3
3. Stephen Gostkowski (N.E. / Ten.)	2

## McMANUS MATCHES NFL SINGLE-SEASON MARK FROM 50+YARDS

Brandon McManus made his ninth and 10th 50+ yard field goal of the 2020 season against the Chargers in Week 16, matching him with Justin Tucker (Bal., 2016) and Blair Walsh (Min., 2012) for the most 50+ yard field goals in a single season in NFL history.

McManus, who also set a franchise record, ranked first in the NFL in 2020 with 10 50+yard made field goals.

### MOST 50+ FIELD GOALS, SINGLE SEASON, NFL HISTORY

Player (year)	Team	No.
1. <b>Brandon McManus (2020)</b>	<b>Denver</b>	<b>10</b>
Justin Tucker (2016)	Baltimore	10
Blair Walsh (2012)	Minnesota	10

### MOST 50+ FIELD GOALS, SINGLE SEASON, BRONCOS HISTORY

Player (year)	No.
1. <b>Brandon McManus (2020)</b>	<b>10</b>
2. Matt Prater (2013)	6
3. Brandon McManus (2015)	5
Matt Prater (2008)	5
Jason Elam (1999)	5
Jason Elam (1995)	5
Fred Steinfort (1980)	5

### MOST MADE 50+YARD FIELD GOALS, NFL, 2020

Player (team)	No.
1. <b>Brandon McManus (Den.)</b>	<b>10</b>
2. Jason Sanders (Mia.)	8
Younghoe Koo (Atl.)	8
4. Stephen Gostkowski (Ten.)	7

## McMANUS GOOD FROM 50+ THROUGHOUT CAREER

Brandon McManus has made 29 regular-season field goals from 50+ yards during his career, which is the second most in Broncos history. Including postseason, McManus (31) trails only Ring of Famer Jason Elam (39) for the most 50+-yard field goals in team history.

### MOST 50+ FIELD GOALS, REGULAR SEASON, BRONCOS HISTORY

Player	No.
1. Jason Elam	39
2. <b>Brandon McManus</b>	<b>29</b>
3. Matt Prater	21
4. Rich Karlis	6

### MOST 50+ FIELD GOALS, REG. + POST SEASON, BRONCOS HISTORY

Player	No.
1. Jason Elam	39
2. <b>Brandon McManus</b>	<b>31</b>
3. Matt Prater	22
4. Rich Karlis	6

## McMANUS SECOND IN BRONCOS HISTORY IN POINTS

In Week 2 at Jacksonville, Brandon McManus passed Jim Turner (742) for sole possession of second place in Broncos history. He currently has 813 career points in the regular season.

### ALL-TIME SCORING LEADERS, REGULAR SEASON, BRONCOS HISTORY

Player	Pts.
1. Jason Elam	1,786
2. <b>Brandon McManus</b>	<b>813</b>
3. Jim Turner	742
4. Matt Prater	682
5. Rich Karlis	655



## BRONCOS BIG GAMES VS. CINCINNATI

### BRONCOS ALL-TIME 100-YARD RUSHING GAMES (10 / 10 reg., 0 post) — vs. CINCINNATI

PLAYER	PERFORMANCE	GAME
Terrell Davis	27-215, 1 TD	Sept. 21, 1997, vs. Cincinnati
Floyd Little	29-166, 1 TD	Oct. 19, 1969, at Cincinnati
Phillip Lindsay	19-157, 2 TD	Dec. 2, 2018, at Cincinnati
Terrell Davis	27-149, 2 TD	Nov. 1, 1998, at Cincinnati
Clinton Portis	24-120, 2 TD	Sept. 7, 2003, at Cincinnati
Gaston Green	24-116, 0 TD	Sept. 1, 1991, vs. Cincinnati
Terrell Davis	24-112, 0 TD	Sept. 29, 1996, at Cincinnati
Reuben Droughns	24-110, 0 TD	Oct. 25, 2004, at Cincinnati
Willis McGahee	28-101, 1 TD	Sept. 18, 2011, vs. Cincinnati
Floyd Little	22-101, 0 TD	Nov. 14, 1971, vs. Cincinnati

### BRONCOS ALL-TIME 100-YARD RECEIVING GAMES (12 / 12 reg., 0 post) — vs. CINCINNATI

PLAYER	PERFORMANCE	GAME
Ed McCaffrey	10-136, 0 TD	Oct. 22, 2000, at Cincinnati
Ed McCaffrey	7-133, 1 TD	Nov. 1, 1998, at Cincinnati
Anthony Miller	5-131, 1 TD	Sept. 29, 1996, at Cincinnati
Steve Watson	8-119, 0 TD	Oct. 16, 1983, vs. Cincinnati
Emmanuel Sanders	9-117, 2 TD	Sept. 25, 2016, at Cincinnati
Anthony Miller	5-116, 1 TD	Nov. 27, 1994, vs. Cincinnati
Demaryius Thomas	7-115, 0 TD	Dec. 22, 2014, at Cincinnati
Al Denson	8-115, 0 TD	Sept. 15, 1968, at Cincinnati
Eric Decker	5-113, 2 TD	Sept. 18, 2011, vs. Cincinnati
Rod Smith	7-110, 1 TD	Oct. 22, 2000, at Cincinnati
Steve Watson	5-102, 1 TD	Nov. 22, 1981, at Cincinnati
Demaryius Thomas	6-100, 1 TD	Sept. 25, 2016, at Cincinnati

### BRONCOS ALL-TIME 300-YARD PASSING GAMES (5 / 5 reg., 0 post) — vs. CINCINNATI

PLAYER	PERFORMANCE	GAME
Brian Griese	30-45-1, 365 yds., 2 TD	Oct. 22, 2000, at Cincinnati
John Elway	23-37-1, 335 yds., 2 TD	Sept. 29, 1996, at Cincinnati
Trevor Siemian	23-25-0, 312 yds., 4 TD	Sept. 25, 2016, at Cincinnati
Peyton Manning	28-44-4, 311 yds., 2 TD	Dec. 22, 2014, at Cincinnati
Steve DeBerg	21-34-2, 305 yds., 2 TD	Nov. 22, 1981, at Cincinnati

# 2021 BRONCOS REGULAR SEASON SITUATIONAL RECORDS

SITUATION	Record
when leading after 1st quarter . . . . .	4-0
<i>wins:</i> vs. NYJ (9/26), at Dal. (11/7), vs. LAC (11/28), vs. Det. (12/13)	
<i>losses:</i>	
when leading after 2nd quarter . . . . .	7-0
<i>wins:</i> at NYG (9/12), at Jac. (9/19), vs. NYJ (9/26), vs. Was.(10/31), at Dal. (11/7), vs. LAC (11/28), vs. Det. (12/13)	
<i>losses:</i>	
when leading after 3rd quarter . . . . .	6-0
<i>wins:</i> at NYG (9/12), at Jac. (9/19), vs. NYJ (9/26), at Dal. (11/7), vs. LAC (11/28), vs. Det. (12/13)	
<i>losses:</i>	
when trailing after 1st quarter . . . . .	1-5
<i>wins:</i> at Jac. (9/19)	
<i>losses:</i> at Pit. (10/10), vs. L.V. (10/17), at Cle. (10/21), vs. Phi. (11/14), at K.C. (12/5)	
when trailing after 2nd quarter . . . . .	0-6
<i>wins:</i>	
<i>losses:</i> vs. Bal. (10/3), at Pit. (10/10), vs. L.V. (10/17), at Cle. (10/21), at Phi. (11/14), at K.C. (12/5)	
when trailing after 3rd quarter . . . . .	0-6
<i>wins:</i>	
<i>losses:</i> vs. Bal. (10/3), at Pit. (10/10), vs. L.V. (10/17), at Cle. (10/21), vs. Phi. (11/14), at K.C. (12/5)	
when Denver scores first . . . . .	6-1
<i>wins:</i> at NYG (9/12), vs. NYJ (9/26), vs. Was. (10/31), at Dal. (11/7), vs. LAC (11/28), vs. Det. (12/13)	
<i>losses:</i> vs. Bal. (10/3)	
when opponent scores first . . . . .	1-5
<i>wins:</i> at Jac. (9/19),	
<i>losses:</i> at Pit. (10/10), vs. L.V. (10/17), at Cle. (10/21), vs. Phi (11/14), at K.C. (12/5)	
when tied at the half . . . . .	0-0
<i>wins:</i>	
<i>losses:</i>	
when Denver rushes for 100 yards . . . . .	5-4
<i>wins:</i> at NYG (9/12), vs. NYJ (9/26), at Dal. (11/7), vs. LAC (11/28), vs. Det. (12/13)	
<i>losses:</i> vs. Bal. (10/3), at Pit. (10/10), vs. L.V. (10/17), at K.C. (12/5)	
when opponent rushes for 100 yards . . . . .	1-4
<i>wins:</i> vs. Was. (10/31)	
<i>losses:</i> vs. Bal. (10/3), at Pit. (10/10), at Cle. (10/21), vs. Phi. (11/14)	
when winning turnover margin . . . . .	6-0
<i>wins:</i> at Jac. (9/19), vs. NYJ (9/26), vs. Was. (10/31), at Dal. (11/7), vs. LAC (11/28), vs. Det. (12/13)	
<i>losses:</i>	
when losing turnover margin . . . . .	0-5
<i>wins:</i>	
<i>losses:</i> vs. Bal. (10/3), vs. L.V. (10/17), at Cle. (10/21), vs. Phi. (11/14), at K.C. (12/5)	
when Denver passes for 300 yards . . . . .	1-1
<i>wins:</i> at Jac. (9/19)	
<i>losses:</i> vs. L.V. (10/17)	
when opponent passes for 300 yards . . . . .	1-2
<i>wins:</i> vs. LAC (11/28)	
<i>losses:</i> vs. Bal. (10/3), vs L.V. (10/17)	
when playing indoors . . . . .	1-0
<i>wins:</i> at Dal. (11/7)	
<i>losses:</i>	
when playing outdoors . . . . .	6-6
<i>wins:</i> at NYG (9/12), at Jac. (9/19), vs. NYJ (9/26), vs. Was. (10/31), vs LAC (11/28), vs. Det. (12/13)	
<i>losses:</i> vs. Bal. (10/3), at Pit. (10/10), vs. L.V. (10/17), at Cle. (10/21), vs. Phi (11/14), at K.C. (12/5)	
when playing on an artificial surface . . . . .	2-0
<i>wins:</i> at NYG (9/12), at Dal. (11/7)	
<i>losses:</i>	
when playing on natural grass . . . . .	5-6
<i>wins:</i> at Jac. (9/19), vs. NYJ (9/26), vs. Was. (10/31), vs. LAC (11/28), vs. Det. (12/13)	
<i>losses:</i> vs. Bal. (10/3), at Pit. (10/10), vs. L.V. (10/17), at Cle. (10/21), vs. Phi. (11/14), at K.C. (12/5)	
when winning the coin toss . . . . .	4-4
<i>wins:</i> at NYG (9/12), at Jac. (9/19), vs. Was. (10/31), at Dal. (11/7)	
<i>losses:</i> at Pit. (10/10), vs. L.V. (10/17), vs. Phi. (11/14), at K.C. (12/5)	
when losing the coin toss . . . . .	3-2
<i>wins:</i> vs. NYJ (9/26), vs. LAC (11/28), vs. Det. (12/13)	
<i>losses:</i> vs. Bal. (10/3), at Cle. (10/21)	
when scoring 20 or more points . . . . .	6-1
<i>wins:</i> at NYG (9/12), at Jac. (9/19), vs. NYJ (9/26), at Dal. (11/7), vs. LAC (11/28), vs. Det. (12/13)	
<i>losses:</i> vs. L.V. (10/17)	
when yielding 20 or more points . . . . .	0-5
<i>wins:</i>	
<i>losses:</i> vs. Bal. (10/3), at Pit. (10/10), vs. L.V. (10/17), vs. Phi (11/14), at K.C. (12/5)	
in overtime games . . . . .	0-0
<i>wins:</i>	
<i>losses:</i>	

## 2021 REGULAR SEASON BRONCOS INDIVIDUAL SINGLE-GAME HIGHS

<b>YARDS RUSHING</b>	111, two players, last: Melvin Gordon III vs. Det. (12/13/21)
<b>RUSHING ATTEMPTS</b>	24, Melvin Gordon III vs. Det. (12/13/21)
<b>RUSHING TOUCHDOWNS</b>	1, 8x, last: Bridgewater/Gordon III, vs. LAC. (11/28/21)
<b>YARDS PASSING</b>	334, Teddy Bridgewater, vs. L.V. (10/17/21)
<b>PASS ATTEMPTS</b>	49, Teddy Bridgewater, vs. L.V. (10/17/21)
<b>PASS COMPLETIONS</b>	35, Teddy Bridgewater, vs. L.V. (10/17/21)
<b>TOUCHDOWN PASSES</b>	3, Teddy Bridgewater, vs. L.V. (10/17/21)
<b>PASSES HAD INTERCEPTED</b>	3, Teddy Bridgewater, vs. L.V. (10/17/21)
<b>RECEPTIONS</b>	9, twice, last: Noah Fant, vs. L.V. (10/17/21)
<b>RECEIVING YARDS</b>	159, Courtland Sutton, at Jac. (9/19/21)
<b>RECEIVING TOUCHDOWNS</b>	1, eight players, last: Okwuegbunam/Williams vs. Det. (12/13/21)
<b>TOTAL YARDS FROM SCRIMMAGE</b>	159, Courtland Sutton, at Jac. (9/19/21)
<b>ALL-PURPOSE YARDS</b>	159, Courtland Sutton, at Jac. (9/19/21)
<b>FIELD GOALS</b>	4, Brandon McManus, vs. NYJ (9/26/21)
<b>TACKLES</b>	11, Kareem Jackson, vs. Bal. (10/3/21)
<b>INTERCEPTIONS</b>	2, two players, last: Pat Surtain II vs. LAC. (11/28/21)
<b>SACKS</b>	2, six players, last: Dre'Mont Jones vs. Det. (12/13/21)
<b>LONGEST RUN FROM SCRIMMAGE</b>	70, Melvin Gordon III, at NYG (9/12/21)
<b>LONGEST PASS COMPLETION</b>	64, Teddy Bridgewater, vs. Phi. (11/14/21)
<b>LONGEST PASS RECEPTION</b>	64, Albert Okwuegbunam, vs. Phi. (11/14/21)
<b>LONGEST INTERCEPTION RETURN</b>	70, Pat Surtain II, vs. LAC. (11/28/21)
<b>LONGEST PUNT RETURN</b>	25, Diontae Spencer, at Jac. (9/19/21)
<b>LONGEST KICKOFF RETURN</b>	26, Diontae Spencer, at K.C. (12/5/21)
<b>LONGEST PUNT</b>	68, Sam Martin, vs. Bal. (10/3/21)
<b>LONGEST FIELD GOAL</b>	53, Brandon McManus, at Dal. (11/7/21)

\*- Not on active roster

## 2021 REGULAR SEASON OPPONENTS INDIVIDUAL SINGLE-GAME HIGHS

<b>YARDS RUSHING</b>	146, D'Ernest Johnson, at Cle. (10/21/21)
<b>RUSHING ATTEMPTS</b>	23, Najee Harris, at Pit. (10/10/21)
<b>RUSHING TOUCHDOWNS</b>	1, 7x, last: Patrick Mahomes, at K.C. (12/5/21)
<b>YARDS PASSING</b>	341, Derek Carr, vs. L.V. (10/17/21)
<b>PASS ATTEMPTS</b>	44, Justin Herbert vs. LAC. (11/28/21)
<b>PASS COMPLETIONS</b>	28, Justin Herbert vs. LAC. (11/28/21)
<b>TOUCHDOWN PASSES</b>	2, 4x, last: Jalen Hurts vs. Phi. (11/14/21)
<b>PASSES HAD INTERCEPTED</b>	2, Justin Herbert vs. LAC. (11/28/21)
<b>RECEPTIONS</b>	8, twice, last: Amon-Ra St. Brown vs. Det. (11/13/21)
<b>RECEIVING YARDS</b>	130, Chase Claypool, at Pit. (10/10/21)
<b>RECEIVING TOUCHDOWNS</b>	2, twice, last: DeVonta Smith, vs. Phi. (11/14/21)
<b>TOTAL YARDS FROM SCRIMMAGE</b>	146, D'Ernest Johnson, at Cle. (10/21/21)
<b>ALL-PURPOSE YARDS</b>	146, D'Ernest Johnson, at Cle. (10/21/21)
<b>FIELD GOALS</b>	3, 3x, last: Harrison Butker, at K.C. (12/5/21)
<b>TACKLES</b>	13, Josh Woods, vs. Det. (12/13/21)
<b>INTERCEPTIONS</b>	1, nine players, last: Sorensen/ Thornhill at K.C. (12/5/21)
<b>SACKS</b>	3, Maxx Crosby, vs. L.V. (10/17/21)
<b>LONGEST RUN FROM SCRIMMAGE</b>	35, Craig Reynolds, vs. Det. (12/13/21)
<b>LONGEST PASS COMPLETION</b>	59, Ben Roethlisberger at Pit. (10/10/21)
<b>LONGEST PASS RECEPTION</b>	59, Chase Claypool at Pit. (10/10/21)
<b>LONGEST INTERCEPTION RETURN</b>	75, Daniel Sorensen at K.C. (12/5/21)
<b>LONGEST PUNT RETURN</b>	42, Devin Duvernay vs. Bal. (10/3/21)
<b>LONGEST KICKOFF RETURN</b>	120, Jamal Agnew, at Jac. (9/19/21)
<b>LONGEST PUNT</b>	71, A.J. Cole III, vs. L.V. (10/17/21)
<b>LONGEST FIELD GOAL</b>	56, Harrison Butker at K.C. (12/5/21)



## 2021 REGULAR SEASON BRONCOS TEAM SINGLE-GAME HIGHS AND LOWS

BRONCOS	HIGHS	LOWS
TOTAL FIRST DOWNS	25, twice, last: vs. Det. (12/13/21)	15, twice, last: at Cle. (10/21/21)
TOTAL NET YARDS	421, vs. L.V. (10/17/21)	223, at Cle. (10/21/21)
TOTAL OFFENSIVE PLAYS	77, vs L.V. (10/17/21)	49, at Cle. (10/21/21)
NET YARDS RUSHING	190, at Dal. (11/7/21)	41, at Cle. (10/21/21)
RUSHING ATTEMPTS	41, at Dal. (11/7/21)	14, at Cle. (10/21/21)
NET YARDS PASSING	309, vs. L.V. (10/17/21)	148, vs. Bal. (10/3/21)
PASS ATTEMPTS	49, vs. L.V. (10/17/21)	25, twice, last: vs. Det. (12/13/21)
PASS COMPLETIONS	35, vs. L.V. (10/17/21)	15, vs. LAC. (11/28/21)
PASSES HAD INTERCEPTED	3, vs. L.V. (10/17/21)	0, 7x, last: vs. Det. (12/13/21)
TIMES SACKED	5, twice, last: vs. L.V. (10/17/21)	1, 4x, last: vs. Det. (12/13/21)
PUNTS	10, vs. Bal. (10/3/21)	2, at NYG (9/12/21)
GROSS PUNTING AVERAGE	53.3, at K.C. (12/5/21)	31.3, at Dal. (11/7/21)
NET PUNTING AVERAGE	50.8, vs. Phi. (11/14/21)	31.3, at Dal. (11/7/21)
PUNT RETURNS	3, twice, last: at K.C. (12/5/21)	0, vs. L.V. (10/17/21)
PUNT RETURN YARDS	29, at Jac. (9/19/21)	0, vs. L.V. (10/17/21)
KICKOFF RETURNS	4, vs. L.V. (10/17/21)	0, 6x, last: vs. Det. (12/13/21)
KICKOFF RETURN YARDS	66, vs. L.V. (10/17/21)	0, 6x, last: vs. Det. (12/13/21)
INTERCEPTION RETURNS	2, vs. NYJ (9/26/21)	0, 6x, last: at Det. (12/13/21)
INTERCEPTION RETURN YARDS	81, vs. NYJ (9/26/21)	0, 6x, last: at Det. (12/13/21)
PENALTIES	10, at Jac. (9/19/21)	2, twice, last: vs. Det. (12/13/21)
YARDS PENALIZED	101, at Jac. (9/19/21)	15, at Cle. (10/21/21)
FUMBLES	2, twice, last: at K.C. (12/5/21)	0, 6x, last: vs. Det. (12/13/21)
FUMBLES LOST	1, 6x, last: at K.C. (12/5/21)	0, 7x, last: vs. Det. (12/13/21)
SACKS MADE	5, twice, last: vs. Was. (10/31/21)	1, 5x, last: at K.C. (12/5/21)
FUMBLES FORCED	2, vs. Was. (10/31/21)	0, 8x, last: at K.C. (12/5/21)
FUMBLES RECOVERED	1, 5x, last: vs. Det. (12/13/21)	0, 8x, last: at K.C. (12/5/21)
TIME OF POSSESSION	41:12, at Dal. (11/7/21)	23:09, at Cle. (10/21/21)

## 2021 REGULAR SEASON OPPONENTS TEAM SINGLE-GAME HIGHS AND LOWS

OPPONENTS	HIGHS	LOWS
TOTAL FIRST DOWNS	23, at Cle. (10/21/21)	11, vs. NYJ (9/26/21)
TOTAL NET YARDS	426, vs L.V. (10/17/21)	162, vs. NYJ (9/26/21)
TOTAL OFFENSIVE PLAYS	70, vs. Bal. (10/3/21)	50, at Jac. (9/19/21)
NET YARDS RUSHING	214, vs. Phi. (11/14/21)	43, vs. NYJ (9/26/21)
RUSHING ATTEMPTS	40, vs. Phi. (11/14/21)	13, vs. NYJ (9/26/21)
NET YARDS PASSING	340, vs. L.V. (10/17/21)	119, vs. NYJ (9/26/21)
PASS ATTEMPTS	44, vs. LAC. (11/28/21)	23, vs. Phi. (11/14/21)
PASS COMPLETIONS	28, vs. LAC. (11/28/21)	14, at Jac. (9/19/21)
PASSES HAD INTERCEPTED	2, 4x, last: vs. LAC. (11/28/21)	0, 5x, at Cle. (10/21/21)
TIMES SACKED	5, twice, last: vs. Was. (10/31/21)	1, 5x, last: at K.C. (12/5/21)
GROSS PUNTING AVERAGE	66.0, vs. Was. (10/31/21)	45.3, vs. LAC. (11/28/21)
NET PUNTING AVERAGE	51.0, vs. Was. (10/31/21)	38.3, at Dal. (11/7/21)
PUNT RETURNS	3, vs. Bal. (10/3/21)	0, twice, last: vs. LAC. (11/28/21)
PUNT RETURN YARDS	64, vs. Bal. (10/3/21)	-4, vs. Det. (12/13/21)
KICKOFF RETURNS	2, 5x, last: at Dal. (11/7/21)	0, 7x, last: vs. Det. (12/13/21)
KICKOFF RETURN YARDS	120, at Jac. (9/19/21)	0, 7x, last: vs. Det. (12/13/21)
INTERCEPTION RETURNS	2, twice, last: at K.C. (12/5/21)	0, 10x, last: vs. Det. (12/13/21)
INTERCEPTION RETURN YARDS	88, at K.C. (12/5/21)	0, 10x, last: vs. Det. (12/13/21)
PENALTIES	9, twice, last: vs. LAC. (11/28/21)	4, twice, last: vs. Was. (10/31/21)
YARDS PENALIZED	89, twice, last: vs. Phi. (11/14/21)	29, vs. Was. (10/31/21)
FUMBLES	2, 5x, last: vs. Phi. (11/14/21)	0, 6x, last: at K.C. (12/5/21)
FUMBLES LOST	1, 4x, last: vs. Det. (12/13/21)	0, 9x, last: at K.C. (12/5/21)
SACKS MADE	5, twice, last: vs L.V. (10/17/21)	1, 3x, last: vs. Det. (12/13/21)
FUMBLES FORCED	2, vs. Phi. (11/14/21)	0, 6x, last: vs. Det. (12/13/21)
FUMBLES RECOVERED	1, twice, last: at K.C. (12/5/21)	0, 7x, last: vs. Det. (12/13/21)
TIME OF POSSESSION	36:51, at Cle. (10/21/21)	18:48, at Dal. (11/7/21)

# THE LAST TIME IT HAPPENED

(REFLECTS THE LAST TIME EACH INDIVIDUAL STATISTIC OCCURRED IN THE REGULAR SEASON AND PLAYOFFS)  
- 2021 PERFORMANCES BOLDED; SUPER BOWL PERFORMANCES IN ITALICS

## 100 YARDS RUSHING:

Broncos: **Melvin Gordon III, 24-111, vs. Detroit, 12/13/21**  
Playoffs: Terrell Davis, 25-102, vs. Atlanta, 1/31/99  
Opponents: **D'Ernest Johnson, 22-146, 1 TD, at Cleveland, 10/21/21**  
Playoffs: Ray Rice, 30-131, 1 TD, vs. Baltimore, 1/12/13

## 200 YARDS RUSHING:

Broncos: Knowshon Moreno, 37-224, 1 TD, at New England, 11/24/13  
Playoffs: Has never happened  
Opponents: Leonard Fournette 29-225, 0 TD, vs. Jacksonville, 9/29/19  
Playoffs: *Tim Smith, 23-204, 2TD, vs. Washington, 1/31/88*

## TWO 100-YARD RUSHERS:

Broncos: Willis McGahee (163) and Tim Tebow (118), at Oakland, 11/6/11  
Playoffs: Terrell Davis (184) and Derek Loville (103), vs. Jacksonville, 12/27/97  
Opponents: Curt Warner (126) and John L. Williams (109), at Seattle, 12/11/88  
Playoffs: Has never happened

## 100-YARD RUSHER AND 100-YARD RECEIVER:

Broncos: Phillip Lindsay (101) and Tim Patrick (101), at New England, 10/18/20  
Playoffs: *Terrell Davis (102) and Rod Smith (152), vs. Atlanta, 1/31/99*  
Opponents: **Najee Harris (122) and Chase Claypool (130), at Pittsburgh, 10/10/21**  
Playoffs: *Tim Smith (204) and Ricky Sanders (193), vs. Washington, 1/31/88*

## 100-YARD RUSHER AND TWO 100-YARD RECEIVERS:

Broncos: Ronnie Hillman (111), Demaryius Thomas (111) and Emmanuel Sanders (109), at Cleveland, 10/18/15  
Playoffs: Has never happened  
Opponents: Ryan Grant (104), Greg Jennings (141) and James Jones (107) vs. Green Bay, 10/29/07 - OT  
Playoffs: Has never happened

## 100-YARD RUSHER, 300-YARD PASSER, 100-YARD RECEIVER:

Broncos: C.J. Anderson (101), Peyton Manning (340), Demaryius Thomas (168), vs. Green Bay, 11/1/15  
Playoffs: *Terrell Davis (102), John Elway (336), Rod Smith (152), vs. Atlanta, 1/31/99*  
Opponents: R. Grant (104 rush), B. Favre (331 pass), G. Jennings (141 rec.), J. Jones (107 rec.) vs. G.B., 10/29/07 - OT  
Playoffs: *Tim Smith (204), Doug Williams (340), Ricky Sanders (193), vs. Washington, 1/31/88*

## 100-YARD RUSHER, 300-YARD PASSER AND TWO 100-YARD RECEIVERS:

Broncos: M. Ball (117), P. Manning (403), E. Decker (174) and D. Thomas (106), at Kansas City, 12/1/13  
Playoffs: Has never happened  
Opponents: R. Grant (104 rush), B. Favre (331 pass), G. Jennings (141 rec.), J. Jones (107 rec.), vs. Green Bay, 10/29/07 - OT  
Playoffs: Has never happened

## 100-YARD RUSHER AND 300-YARD PASSER:

Broncos: C.J. Anderson (101) and Peyton Manning (340), vs. Green Bay, 11/1/15  
Playoffs: *Terrell Davis (102) and John Elway (336), vs. Atlanta, 1/31/99*  
Opponents: James Conner (106) and Ben Roethlisberger (311), at Pittsburgh, 9/20/20  
Playoffs: Ray Rice (131) and Joe Flacco (331), vs. Baltimore, 1/12/13

## 100-YARD RECEIVER AND 300-YARD PASSER:

Broncos: Jerry Jeudy (140) and Drew Lock (339), vs. Las Vegas, 1/3/21  
Playoffs: Demaryius Thomas (134) and Peyton Manning (400), vs. New England, 1/19/14  
Opponents: Darren Waller (117) and Derek Carr (371), vs. Las Vegas, 1/3/21  
Playoffs: Rob Gronkowski (144) and Tom Brady (310), vs. New England, 1/24/16

## TWO 100-YARD RECEIVERS AND 300-YARD PASSER:

Broncos: Emmanuel Sanders (100), Demaryius Thomas (126) and Trevor Siemian (334), at Tennessee, 12/11/16  
Playoffs: Has never happened  
Opponents: Stefon Diggs (147), Cole Beasley (112) and Josh Allen (359), vs. Buffalo, 12/19/20  
Playoffs: Reggie Wayne (221), Dallas Clark (112) and Peyton Manning (458), at Indianapolis, 1/9/05

## THREE 100-YARD RECEIVERS AND 300-YARD PASSER:

Broncos: Has never happened  
Playoffs: Has never happened  
Opponents: Terrance Williams (151), Dez Bryant (141), Jason Witten (121) and Tony Romo (506), at Dallas, 10/6/13  
Playoffs: Has never happened

## TWO RUSHING TOUCHDOWNS:

Broncos: **Melvin Gordon III, 24-11, 2 TD, vs. Detroit, 12/12/21**  
Playoffs: Mike Anderson, 19-69, 2 TD, vs. New England, 1/14/06  
Opponents: Josh Jacobs, 15-89, 2 TD, vs. Las Vegas, 1/3/21  
Playoffs: Jamal Lewis, 30-110, 2 TD, at Baltimore, 12/31/00

## THREE RUSHING TOUCHDOWNS:

Broncos: C.J. Anderson, 13-87, 3 TD, vs. Oakland, 12/28/14  
Playoffs: *Terrell Davis, 30-157, 3 TD, vs. Green Bay, 1/25/98*  
Opponents: Latavius Murray, 20-114, 3 TD, at Oakland, 11/6/16  
Playoffs: Napoleon McCallum, 13-81, 3 TD, at L.A. Raiders, 1/9/94

## FOUR RUSHING TOUCHDOWNS:

Broncos: Clinton Portis, 22-218, 5 TD, vs. Kansas City, 12/7/03  
Playoffs: Has never happened  
Opponents: Curt Warner, 23-126, 4 TD, at Seattle, 12/11/88  
Playoffs: Has never happened

## FIVE RUSHING TOUCHDOWNS:

Broncos: Clinton Portis, 22-218, 5 TD, vs. Kansas City, 12/7/03  
Playoffs: Has never happened  
Opponents: Has never happened  
Playoffs: Has never happened

## 300 YARDS PASSING:

**Broncos: Teddy Bridgewater, 35-49, 334 yds., 3 TD, 3 INT, vs. Las Vegas, 10/17/21**  
Playoffs: Tim Tebow, 10-21, 316 yds., 2 TD, 0 INT, vs. Pittsburgh, 1/8/12  
Opponents: **Justin Herbert, 28-44, 303 yds., 2 TD, 2 INT, vs. L.A. Chargers 11/28/21**  
Playoffs: Tom Brady, 27-56, 310 yds., 1 TD, 2 INT, vs. New England, 1/24/16

## 400 YARDS PASSING:

Broncos: Peyton Manning, 34-57, 438 yds., 2 TD, 2 INT, at New England, 11/2/14  
Playoffs: Peyton Manning, 32-43, 400 yds., 2 TD, 0 INT, vs. New England, 1/19/14  
Opponents: Ben Roethlisberger, 41-56, 462 yds., 1 TD, 2 INT, vs. Pittsburgh, 11/25/18  
Playoffs: Peyton Manning, 27-33, 458 yds., 4 TD, 1 INT, at Indianapolis, 1/9/05

## THREE TOUCHDOWN PASSES:

Broncos: **Teddy Bridgewater, 35-49, 334 yds., 3 TD, 3 INT, vs. Las Vegas, 10/17/21**  
Playoffs: Peyton Manning, 28-43, 290 yds., 3 TD, 2 INT, vs. Baltimore, 1/12/13  
Opponents: Matt Ryan, 25-35, 284, 3 TD, 1 INT, at Atlanta, 11/8/20  
Playoffs: Joe Flacco, 18-34, 331 yds., 3 TD, 0 INT, vs. Baltimore, 1/12/13

## FOUR TOUCHDOWN PASSES:

Broncos: Drew Lock, 21-27, 280 yds., 4 TD, 0 INT, at Carolina, 12/13/20  
Playoffs: Has never happened  
Opponents: Patrick Mahomes, 24-34, 303 yds., 4 TD, 1 INT, at Kansas City, 10/28/18  
Playoffs: Tom Brady, 26-34, 363 yds., 6 TD, 1 INT, at New England, 1/14/12

## FIVE TOUCHDOWN PASSES:

Broncos: Peyton Manning, 31-44, 340 yds., 5 TD, 2 INT, at Oakland, 11/9/14  
Playoffs: Has never happened  
Opponents: Tony Romo, 25-36, 506 yds., 5 TD, 1 INT, at Dallas, 10/6/13  
Playoffs: Tom Brady, 26-34, 363 yds., 6 TD, 1 INT, at New England, 1/14/12

## SIX OR MORE TOUCHDOWN PASSES:

Broncos: Peyton Manning, 27-42, 462 yds., 7 TD, 0 INT, vs. Baltimore, 9/5/13  
Playoffs: Has never happened  
Opponents: Len Dawson, 23-38, 435 yds., 6 TD, 0 INT, at Kansas City, 11/1/64  
Playoffs: Tom Brady, 26-34, 363 yds., 6 TD, 1 INT, at New England, 1/14/12

## 100 YARDS RECEIVING:

**Broncos: Courtland Sutton, 7-120, 1 TD, at Pittsburgh, 10/10/21**  
Playoffs: *Demaryius Thomas, 13-118, 1 TD, vs. Seattle, 2/2/14*  
Opponents: **Chase Claypool, 5-130, 1 TD, at Pittsburgh, 10/10/21**  
Playoffs: Rob Gronkowski, 8-144, 1 TD, vs. New England, 1/24/16

## 200 YARDS RECEIVING:

Broncos: Demaryius Thomas, 8-226, 2 TD, vs. Arizona, 10/5/14  
Playoffs: Demaryius Thomas, 4-204, 1 TD, vs. Pittsburgh, 1/8/12  
Opponents: George Kittle 7-210, at San Francisco, 12/9/18  
Playoffs: Reggie Wayne, 10-221, 2 TD, at Indianapolis, 1/9/05

## TWO 100-YARD RECEIVERS:

Broncos: Emmanuel Sanders, 11-100, 1 TD and Demaryius Thomas, 10-126, 0 TD at Tennessee, 12/11/16  
Playoffs: Has never happened  
Opponents: Stefon Diggs (11-147) and Cole Beasley (8-112), vs. Buffalo, 12/19/20  
Playoffs: Reggie Wayne (221) and Dallas Clark (112), at Indianapolis, 1/9/05

## TWO RECEIVING TOUCHDOWNS:

Broncos: KJ Hamler, 2-86, 2 TD, at Carolina, 12/13/20  
Playoffs: Owen Daniels, 2-33, 2 TD, vs. New England, 1/24/16  
Opponents: **DeVonta Smith, 4-66, 2 TD, vs Philadelphia, 11/14/21**  
Playoffs: Keenan Allen, 6-142, 2 TD, vs. San Diego, 1/12/14

## THREE RECEIVING TOUCHDOWNS:

Broncos: Demaryius Thomas, 10-87, 3 TD, vs. Miami, 11/23/14  
Playoffs: Has never happened  
Opponents: Dallas Clark, 5-43, 3 TD, at Indianapolis, 12/13/09  
Playoffs: Rob Gronkowski, 10-145, 3 TD, at New England, 1/14/12

## FOUR RECEIVING TOUCHDOWNS:

Broncos: Eric Decker, 8-174, 4 TD, at Kansas City, 12/1/13  
Playoffs: Has never happened  
Opponents: Lance Alworth, 9-171, 4 TD, vs. San Diego, 12/1/68  
Playoffs: Has never happened

## TWO INTERCEPTIONS:

Broncos: **Pat Surtain II, 2, vs. L.A. Chargers, 11/28/21**  
Playoffs: *Darrien Gordon, 2, vs. Atlanta, 1/31/99*  
Opponents: Tyrann Mathieu, 2, at Kansas City, 12/6/20  
Playoffs: David Macklin, 2, at Indianapolis, 1/4/04

# THE LAST TIME IT HAPPENED

## THREE INTERCEPTIONS:

Broncos: Deltha O'Neal, 4, vs. Kansas City, 10/7/01  
Playoffs: Has never happened  
Opponents: Mark Kelso, 3, at Buffalo, 12/12/92  
Playoffs: Has never happened

## FOUR INTERCEPTIONS:

Broncos: Deltha O'Neal, 4, vs. Kansas City, 10/7/01  
Playoffs: Has never happened  
Opponents: Has never happened  
Playoffs: Has never happened

## TWO SACKS:

Broncos: **Dre'Mont Jones 2, vs. Detroit, 12/13/21**  
Playoffs: *Von Miller, 2.5, vs. Carolina, 2/7/16*  
Opponents: **Micah Parsons, 2.5, at Dallas, 11/7/21**  
Playoffs: *Kony Ealy, 3, vs. Carolina, 2/7/16*

## THREE SACKS:

Broncos: Shelby Harris, 3, at Minnesota, 11/17/19  
Playoffs: Has never happened  
Opponents: **Max Crosby, 3, vs. Las Vegas, 10/17/21**  
Playoffs: *Kony Ealy, 3, vs. Carolina, 2/7/16*

## FOUR SACKS:

Broncos: Elvis Dumervil, 4, vs. Cleveland, 9/20/09  
Playoffs: Has never happened  
Opponents: Khalil Mack, 5, vs. Oakland, 12/13/15  
Playoffs: Has never happened

## TWO FUMBLE RECOVERIES:

Broncos: Elvis Dumervil, 2, vs. Minnesota, 12/30/07 - OT  
Playoffs: Has never happened  
Opponents: Glenn Dorsey, 2, at Kansas City, 12/6/09  
Playoffs: *Randy Hughes, 2, vs. Dallas, 1/15/78*

## SHUTOUT ON ROAD:

by Broncos: Denver 12, at Cleveland 0, 9/27/92  
Playoffs: Has never happened  
by Opponents: at L.A. Chargers 21, Denver 0, 10/22/17  
Playoffs: Has never happened

## SHUTOUT AT HOME:

by Broncos: **at Denver 26, N.Y. Jets 0, 9/26/21**  
Playoffs: Has never happened  
by Opponents: Has never happened  
Playoffs: Has never happened

## OVERTIME WIN AWAY FROM DENVER:

Broncos: Denver 26, at Cleveland 23, 10/18/15  
Playoffs: Denver 23, at Cleveland 20, 1/11/87  
Opponents: at Seattle 26, Denver 20, 9/21/14  
Playoffs: Has never happened  
TIE: Denver 17, at Green Bay 17, 9/20/87

## OVERTIME WIN IN DENVER:

Broncos: at Denver 20, Cincinnati 17, 12/28/15  
Playoffs: at Denver 29, Pittsburgh 23, 1/8/12  
Opponents: Kansas City 30, at Denver 27, 11/27/16  
Playoffs: Baltimore 38, at Denver 25, 1/12/13  
TIE: at Denver 35, Pittsburgh 35, 9/22/74

## 40 POINTS:

Broncos: at Denver 45, Arizona 10, 10/18/18  
Playoffs: at Denver 42, Jacksonville 17, 12/27/97  
Opponents: at New England 41, Denver 16, 11/12/17  
Playoffs: *vs. Seattle 43, Denver 8, 2/2/14*

## 50 POINTS:

Broncos: at Denver 51, Tennessee 28, 12/8/13  
Playoffs: Has never happened  
Opponents: at Philadelphia 51, Denver 23, 11/5/17  
Playoffs: *San Francisco 55, Denver 10, 1/28/90*

## TWO-POINT CONVERSION:

Broncos: **Teddy Bridgewater pass to Courtland Sutton, at Dallas, 11/7/21**  
Playoffs: *Peyton Manning pass to Bennie Fowler, vs. Carolina, 2/7/16*  
Opponents: Derek Carr pass to Darren Waller, vs. Las Vegas, 1/3/21  
Playoffs: Has never happened

## THREE FIELD GOALS:

Broncos: **Brandon McManus, 3, at Dallas, 11/7/21**  
Playoffs: *Brandon McManus, 3, vs. Carolina, 2/7/16*  
Opponents: **Harrison Butker, 3, at Kansas City, 12/5/21**  
Playoffs: Chris Boswell, 3, vs. Pittsburgh, 1/17/16

## FOUR FIELD GOALS:

Broncos: **Brandon McManus, 4, vs. N.Y. Jets, 9/26/21**  
Playoffs: Brandon McManus, 5, vs. Pittsburgh, 1/17/16  
Opponents: Michael Badgley, 4, at L.A. Chargers, 12/27/20  
Playoffs: Has never happened

## FIVE FIELD GOALS:

Broncos: Connor Barth, 5, at San Diego, 12/14/14  
Playoffs: Brandon McManus, 5, vs. Pittsburgh, 1/17/16  
Opponents: Harrison Butker, 5, at Kansas City, 12/6/20  
Playoffs: Has never happened

## SIX FIELD GOALS:

Broncos: Brandon McManus, 6, at New England, 10/18/20  
Playoffs: Has never happened  
Opponents: Jeff Wilkins, 6, at St. Louis, 9/10/06  
Playoffs: Has never happened

## PUNT RETURN FOR A TOUCHDOWN:

Broncos: Diontae Spencer, 83 yds., at Carolina, 12/13/20  
Playoffs: Trindon Holliday, 90 yds., vs. Baltimore, 1/12/13  
Opponents: Jamal Agnew, 64 yds., vs. Detroit, 12/22/19  
Playoffs: Has never happened

## KICKOFF RETURN FOR A TOUCHDOWN:

Broncos: Trindon Holliday, 105 yds., vs. Philadelphia, 9/29/13  
Playoffs: Trindon Holliday, 104 yds., vs. Baltimore, 1/12/13  
Opponents: **Jamal Agnew, 102 yds., at Jacksonville, 9/19/21**  
Playoffs: *Percy Harvin, 87 yds., vs. Seattle, 2/2/14*

## INTERCEPTION RETURN FOR A TOUCHDOWN:

Broncos: **Pat Surtain II, 70 yds., vs. L.A. Chargers, 11/28/21**  
Playoffs: Has never happened  
Opponents: **Daniel Sorensen, 75 yds., at Kansas City, 12/5/21**  
Playoffs: *Malcolm Smith, 69 yds., vs. Seattle, 2/2/14*

## FUMBLE RETURN FOR A TOUCHDOWN:

Broncos: Kareem Jackson, 70 yds., at Houston, 12/8/19  
Playoffs: *Malik Jackson, recovered in end zone, vs. Carolina, 2/7/16*  
Opponents: **Darius Slay Jr., 83 yds., vs. Philadelphia, 11/14/21**  
Playoffs: Has never happened

## MISSED FIELD GOAL RETURN FOR A TOUCHDOWN:

Broncos: Has never happened  
Playoffs: Has never happened  
Opponents: Chris McAlister, 107 yds., at Baltimore, 9/30/02  
Playoffs: Has never happened

## BLOCKED PUNT:

Broncos: Joe Jones, at Baltimore, 9/23/18  
Playoffs: Has never happened  
Opponents: Pat O'Connor, vs. Tampa Bay, 9/27/20  
Playoffs: Blake Spence, vs. N.Y. Jets, 1/17/99

## BLOCKED PUNT RETURN FOR A TOUCHDOWN:

Broncos: Steven Johnson, vs. Philadelphia, 9/29/13  
Playoffs: Has never happened  
Opponents: Alex Bannister, 9 yds., at Seattle, 10/14/01  
Playoffs: Travis Davis, 29 yds., vs. Jacksonville, 12/27/97

## BLOCKED FIELD GOAL:

Broncos: **Shelby Harris & Dre'Mont Jones vs. Washington, 10/31/21**  
Playoffs: Has never happened  
Opponents: **K'Von Wallace vs Philadelphia, 11/14/21**  
Playoffs: Has never happened

## BLOCKED FIELD GOAL RETURN FOR A TOUCHDOWN:

Broncos: Louis Wright, 60 yds., vs. San Diego, 11/17/85  
Playoffs: Has never happened  
Opponents: Cornelius Bennett, 80 yds., at Buffalo, 9/30/90  
Playoffs: Has never happened

## MISSED/BLOCKED POINT-AFTER-TOUCHDOWN ATTEMPT:

Broncos: Taylor Russolino (kick failed, wide right, twice), vs. Buffalo, (12/19/20)  
Playoffs: Jason Elam (Blocked by Clyde Simmons), vs. Jacksonville, 1/4/97  
Opponents: Stephen Gostkowski (kick failed, wide left), vs. Tennessee, 9/14/20  
Playoffs: Stephen Gostkowski (kick failed, wide right), vs. New England, 1/24/16

## SAFETY:

Broncos: Jeff Driskel tackled in the end zone by Shaquill Barrett, vs. Tampa Bay, 9/27/20  
Playoffs: Tony Eason sacked in the end zone by Rulon Jones, vs. New England, 1/4/87  
Opponents: Russell Okung tackled in the end zone, vs. Kansas City, 11/27/16  
Playoffs: *Knowshon Moreno tackled in the end zone by C. Avril, vs. Seattle, 2/2/14*



# 2021 DENVER BRONCOS NUMERICAL ROSTER



No.	Name	Pos.	Ht.	Wt.	Age	Exp.	College	Hometown	How Acq.
2	Pat Surtain II	CB	6-2	202	21	R	Alabama	Plantation, Fla.	D1-'21
3	Drew Lock	QB	6-4	228	25	3	Missouri	Columbia, Mo.	D2b-'19
4	Brett Rypien	QB	6-2	202	25	3	Boise State	Spokane, Wash.	CFA-'19
5	Teddy Bridgewater	QB	6-2	215	29	8	Louisville	Miami	T-'21
6	Sam Martin	P	6-1	211	31	9	Appalachian State	Fayetteville, Ga.	UFA-'20
8	Brandon McManus	K	6-3	201	30	8	Temple	Lansdale, Pa.	FA-'14
9	Kendall Hinton	WR	6-0	195	24	2	Wake Forest	Durham, N.C.	FA-'20
10	Jerry Jeudy	WR	6-1	193	22	2	Alabama	Deerfield Beach, Fla.	D1-'20
11	Diontae Spencer	WR	5-8	170	29	3	McNeese State	New Iberia, La.	W-'19
12	Mike Ford	CB	6-0	198	26	4	Southeast Missouri State	Alton, Ill.	W-'21
13	Michael Ojemudia	CB	6-1	200	24	2	Iowa	Farmington Hills, Mich.	D3a-'20
14	Courtland Sutton	WR	6-4	216	26	4	Southern Methodist	Brenham, Texas	D2-'18
21	Ronald Darby	CB	5-11	193	27	7	Florida State	Oxon Hill, Md.	UFA-'21
22	Kareem Jackson	S	5-10	183	33	12	Alabama	Macon, Ga.	UFA-'19
23	Kyle Fuller	CB	5-11	194	29	8	Virginia Tech	Baltimore, Md.	FA-'21
25	Melvin Gordon III	RB	6-1	215	28	7	Wisconsin	Kenosha, Wisc.	UFA-'20
27	Nate Hairston	CB	6-0	185	27	5	Temple	Washington, D.C.	FA-'20
28	Damarea Crockett	RB	5-11	225	23	1	Missouri	Little Rock, Ark.	FA-'20
29	Bryce Callahan	CB	5-9	188	30	7	Rice	Moscow, Idaho	UFA-'19
30	Caden Sterns	S	6-1	207	22	R	Texas	Cibola, Texas	D5a-'21
31	Justin Simmons	S	6-2	202	28	6	Boston College	Manassas, Va.	D3-'16
33	Javonte Williams	RB	5-10	220	21	R	North Carolina	Wallace, N.C.	D2-'21
34	Essang Bassey	CB	5-10	190	23	2	Wake Forest	Columbus, Ga.	CFA-'20
40	Justin Strnad	ILB	6-3	235	25	2	Wake Forest	Palm Harbor, Fla.	D5-'20
41	Kenny Young	ILB	6-1	234	27	5	UCLA	New Orleans, La.	T-'21
43	Micah Kiser	ILB	6-0	244	26	4	Virginia	Baltimore, Md.	FA-'21
46	Jacob Bobenmoyer	LS	6-2	235	24	2	Northern Colorado	Cheyenne, Wyo.	FA-'20
49	Jamar Johnson	S	6-1	197	22	R	Indiana	Sarasota, Fla.	D5b-'21
50	Jonas Griffith	ILB	6-4	250	24	1	Indiana State	Louisville, Ky.	T-'21
52	Netane Muti	G	6-3	315	22	2	Fresno State	Wahiawa, O'ahu, Hawai'i	D6-'20
53	Jonathon Cooper	OLB	6-4	257	23	R	Ohio State	Gahanna, Ohio	D7b-'21
55	Bradley Chubb	OLB	6-4	275	25	4	North Carolina State	Marietta, Ga.	D1-'18
56	Baron Browning	ILB	6-3	240	22	R	Ohio State	Fort Worth, Texas	D3b-'21
66	Dalton Risner	G	6-5	312	26	3	Kansas State	Wiggins, Colo.	D2a-'19
70	Bobby Massie	T	6-6	325	32	10	Mississippi	Lynchburg, Va.	UFA-'21
71	Austin Schlottmann	G/C	6-6	300	26	3	TCU	Brenham, Texas	CFA-'18
72	Garett Bolles	T	6-5	300	29	5	Utah	Walnut Creek, Calif.	D1-'17
73	Cam Fleming	T	6-5	320	29	8	Stanford	Fort Hood, Texas	UFA-'21
77	Quinn Meinerz	G/C	6-3	320	23	R	Wisconsin-Whitewater	Hartford, Wis.	D3a-'21
79	Lloyd Cushenberry III	C	6-4	315	24	2	Louisiana State	Geismar, La.	D3b-'20
81	Tim Patrick	WR	6-4	212	28	4	Utah	San Diego	FA-'17
82	Eric Saubert	TE	6-5	253	27	5	Drake	Chicago	UFA-'21
83	Andrew Beck	FB/TE	6-3	255	25	3	Texas	Tampa, Fla.	W-'19
85	Albert Okwuegbunam	TE	6-5	258	23	2	Missouri	Springfield, Ill.	D4-'20
87	Noah Fant	TE	6-4	249	24	3	Iowa	Omaha, Neb.	D1-'19
90	DeShawn Williams	DL	6-1	291	28	4	Clemson	Central, S.C.	FA-'20
91	Stephen Weatherly	OLB	6-5	265	27	6	Vanderbilt	Snellville, Ga.	T-'21
93	Dre'Mont Jones	DE	6-3	281	24	3	Ohio State	Cleveland	D3-'19
94	Aaron Patrick	OLB	6-4	245	24	1	Eastern Kentucky	Dayton, Ohio	FA-'21
95	McTelvin Agim	DL	6-3	300	24	2	Arkansas	Texarkana, Texas	D3c-'20
96	Shelby Harris	DE	6-2	290	30	7	Illinois State	Milwaukee	FA-'17
98	Mike Purcell	DL	6-3	328	30	6	Wyoming	Highlands Ranch, Colo.	FA-'19
99	Shamar Stephen	DL	6-5	309	30	8	Connecticut	Westbury, N.Y.	FA-'21
<b>PRACTICE SQUAD</b>									
15	De'Mornay Pierson-El	WR	5-9	195	25	1	Nebraska	Alexandria, Va.	FA-'21
16	Tyrie Cleveland	WR	6-2	205	24	2	Florida	Houston	D7a-'20
35	Avery Williamson	ILB	6-1	246	29	8	Kentucky	Cleveland, Ohio	FA-'21
38	Kerrith Whyte	RB	5-10	204	25	2	Florida Atlantic	Loxahatchee, Fla.	FA-'21
51	Marquiss Spencer	DE	6-4	300	24	R	Mississippi State	Greenwood, Miss.	D7c-'21
54	Barrington Wade	ILB	6-1	232	23	R	Iowa	Skokie, Ill.	W-'21
57	Pita Taumoepeenu	OLB	6-1	245	27	4	Utah	Provo, Utah	FA-'21
67	Adrian Ealy	T	6-6	321	22	R	Oklahoma	Gonzales, La.	FA-'21
68	Zack Johnson	G	6-6	301	28	1	North Dakota State	Apple Valley, Minn.	FA-'21
74	Casey Tucker	T	6-6	315	26	1	Arizona State	Gilbert, Ariz.	FA-'21
75	Quinn Bailey	T	6-6	323	26	1	Arizona State	Gilbert, Ariz.	CFA-'19
78	Drew Himmelman	T	6-10	315	25	R	Illinois State	Geneseo, Ill.	CFA-'21
80	Rico Gafford	WR	5-10	184	25	2	Wyoming	Des Moines, Iowa	FA-'21
88	Shaun Beyer	TE	6-5	248	25	R	Iowa	Shellsburg, Iowa	CFA-'21
92	Jonathan Harris	DL	6-5	295	25	3	Lindenwood	Aurora, Ill.	W-'19
<b>RESERVE/COVID-19</b>									
26	Mike Boone	RB	5-10	206	26	4	Cincinnati	Macclenny, Fla.	UFA-'21
37	P.J. Locke	S	5-10	202	24	2	Texas	Beaumont, Texas	FA-'19
59	Malik Reed	OLB	6-2	235	25	3	Nevada	Dothan, Ala.	CFA-'19
<b>PRACTICE SQUAD RESERVE/COVID-19</b>									
19	Seth Williams	WR	6-3	211	21	R	Auburn	Cottondale, Ala.	D6-'21
<b>RESERVE/INJURED</b>									
1	KJ Hamler	WR	5-9	178	22	2	Penn State	Pontiac, Mich.	D2-'20
32	LeVante Bellamy	RB	5-9	190	25	2	Western Michigan	Indianapolis	CFA-'20
45	Alexander Johnson	ILB	6-2	255	29	4	Tennessee	Gainesville, Ga.	CFA-'18
47	Josey Jewell	ILB	6-2	236	26	4	Iowa	Decorah, Iowa	D4a-'18
48	Andre Mintze	OLB	6-3	246	23	R	Vanderbilt	Philadelphia	CFA-'21
60	Cody Conway	T	6-6	296	25	1	Syracuse	Plainfield, Ill.	FA-'21
61	Graham Glasgow	G	6-6	310	29	6	Michigan	Aurora, Ill.	UFA-'20
65	Brett Jones	C	6-2	315	30	6	Regina	Weyburn, Saskatchewan	UFA-'21
76	Calvin Anderson	T	6-5	300	25	3	Texas	Philadelphia	FA-'19
	Adrian Killins	RB	5-8	177	23	1	Central Florida	Daytona Beach, Fla.	FA-'21
	Natrez Patrick	OLB	6-3	242	24	3	Georgia	Atlanta	W-'20
<b>PRACTICE SQUAD/INJURED</b>									
20	Duke Dawson Jr.	CB	5-10	198	26	4	Florida	Cross City, Fla.	T-'19
<b>RESERVE/NON-FOOTBALL INJURY</b>									
	DaeSean Hamilton	WR	6-1	206	26	4	Penn State	Fredericksburg, Va.	D4b-'18

## COACHING STAFF

Coach	Title
Vic Fangio .....	Head Coach
Ed Donatell .....	Defensive Coordinator
Tom McMahon .....	Special Teams Coordinator
Pat Shurmur .....	Offensive Coordinator
Zach Azzanni .....	Wide Receivers
Chris Beake .....	Def. Pass Game Specialist
Chris Cook .....	Off. Quality Control
Chris Gould .....	Asst. Special Teams
Wade Harman .....	Tight Ends
Reggie Herring .....	Linebackers
Mike Hiestand .....	Asst. Defensive Line/Asst. to HC
Korey Jones .....	Asst. Strength & Conditioning
Bill Kollar .....	Defensive Line
Chris Kuper .....	Asst. Offensive Line
Loren Landow .....	Strength & Conditioning
Mark Loecher .....	Asst. Strength & Conditioning
Curtis Modkins .....	Running Backs
Mike Munchak .....	Offensive Line
Pierre Ngo .....	Asst. Strength and Conditioning
John Pagano .....	Outside Linebackers
Christian Parker .....	Defensive Backs
Justin Rascati .....	Off. Quality Control
Matt Sheldon .....	Senior Analyst
Mike Shula .....	Quarterbacks
Nathaniel Willingham .....	Def. Quality Control
Emily Zaler .....	Asst. Player Performance

## PRONUNCIATION GUIDE

Name	Pronunciation
McTelvin Agim .....	uh-GEEM
Essang Bassey .....	EE-sang BASS-ee
Jacob Bobenmoyer .....	BOB-en-meyer
Garett Bolles .....	BOWLS
Damarea Crockett .....	duh-MARR-ee-aye
Graham Glasgow .....	GLASS-gow
Jerry Jeudy .....	JUDY
Josey Jewell .....	JOE-zee
Quinn Meinerz .....	minors
Netane Muti .....	ne-TAHN-ay MOO-tee
Michael Ojemudia .....	oh-jeh-MOO-dee-uh
Albert Okwuegbunam .....	
.....	OWE-kwoo-AY-boo-nom
Dalton Risner .....	RISE-ner
Brett Rypien .....	RIP-en
Eric Saubert .....	SAW-bert
Austin Schlottmann .....	SHLOTE-man
Shamar Stephen .....	steffen
Justin Strnad .....	STIR-nad
Pat Surtain II .....	sur-TAN
Pita Taumoepeenu .....	TAO-moe-PEH-new
DeShawn Williams .....	dee-SHAWN

## HOW ACQUIRED KEY

CFA .....	College Free Agent
D .....	Draft Pick
FA .....	Free Agent
T .....	Trade
UFA .....	Unrestricted Free Agent
W .....	Waivers

Roster last updated 12/14/21

# 2021 DENVER BRONCOS ALPHABETICAL ROSTER



No.	Name	Pos.	Ht.	Wt.	Age	Exp.	College	Hometown	How Acq.
95	Agim, McTelvin	DL	6-3	300	24	2	Arkansas	Texarkana, Texas	D3c-'20
34	Bassey, Essang	CB	5-10	190	23	2	Wake Forest	Columbus, Ga.	CFA-'20
83	Beck, Andrew	FB/TE	6-3	255	25	3	Texas	Tampa, Fla.	W-'19
46	Bobenmoyer, Jacob	LS	6-2	235	24	2	Northern Colorado	Cheyenne, Wyo.	FA-'20
72	Bolles, Garrett	T	6-5	300	29	5	Utah	Walnut Creek, Calif.	D1-'17
5	Bridgewater, Teddy	QB	6-2	215	29	8	Louisville	Miami	T-'21
56	Browning, Baron	ILB	6-3	240	22	R	Ohio State	Fort Worth, Texas	D3b-'21
29	Callahan, Bryce	CB	5-9	188	30	7	Rice	Moscow, Idaho	UFA-'19
55	Chubb, Bradley	OLB	6-4	275	25	4	North Carolina State	Marietta, Ga.	D1-'18
53	Cooper, Jonathon	OLB	6-4	257	23	R	Ohio State	Gahanna, Ohio	D7b-'21
28	Crockett, Damarea	RB	5-11	225	23	1	Missouri	Little Rock, Ark.	FA-'20
79	Cushenberry III, Lloyd	C	6-4	315	24	2	Louisiana State	Geismar, La.	D3b-'20
21	Darby, Ronald	CB	5-11	193	27	7	Florida State	Oxon Hill, Maryland	UFA-'21
87	Fant, Noah	TE	6-4	249	24	3	Iowa	Omaha, Neb.	D1-'19
73	Fleming, Cam	T	6-5	320	29	8	Stanford	Fort Hood, Texas	UFA-'21
12	Ford, Mike	CB	6-0	198	26	4	Southeast Missouri State	Alton, Ill.	W-'21
23	Fuller, Kyle	CB	5-11	194	29	8	Virginia Tech	Baltimore, Md.	FA-'21
25	Gordon III, Melvin	RB	6-1	215	28	7	Wisconsin	Kenosha, Wisc.	UFA-'20
50	Griffith, Jonas	ILB	6-4	250	24	1	Indiana State	Louisville, Ky.	T-'21
27	Hairston, Nate	CB	6-0	185	27	5	Temple	Washington, D.C.	FA-'20
96	Harris, Shelby	DE	6-2	290	30	7	Illinois State	Milwaukee	FA-'17
9	Hinton, Kendall	WR	6-0	195	24	2	Wake Forest	Durham, N.C.	FA-'20
22	Jackson, Kareem	S	5-10	183	33	12	Alabama	Macon, Ga.	UFA-'19
10	Judy, Jerry	WR	6-1	193	22	2	Alabama	Deerfield Beach, Fla.	D1-'20
49	Johnson, Jamar	S	6-1	197	22	R	Indiana	Sarasota, Fla.	D5b-'21
93	Jones, Dre'Mont	DE	6-3	281	24	3	Ohio State	Cleveland	D3-'19
43	Kiser, Micah	ILB	6-0	244	26	4	Virginia	Baltimore, Md.	FA-'21
3	Lock, Drew	QB	6-4	228	25	3	Missouri	Columbia, Mo.	D2b-'19
6	Martin, Sam	P	6-1	211	31	9	Appalachian State	Fayetteville, Ga.	UFA-'20
70	Massie, Bobby	T	6-6	325	32	10	Mississippi	Lynchburg, Va.	UFA-'21
8	McManus, Brandon	K	6-3	201	30	8	Temple	Lansdale, Pa.	FA-'14
77	Meinerz, Quinn	G/C	6-3	320	23	R	Wisconsin-Whitewater	Hartford, Wis.	D3a-'21
52	Muti, Netane	G	6-3	315	22	2	Fresno State	Wahiawa, O'ahu, Hawai'i	D6-'20
13	Ojemudia, Michael	CB	6-1	200	24	2	Iowa	Farmington Hills, Mich.	D3a-'20
85	Okwuegbunam, Albert	TE	6-5	258	23	2	Missouri	Springfield, Ill.	D4-'20
94	Patrick, Aaron	OLB	6-4	245	24	1	Eastern Kentucky	Dayton, Ohio	FA-'21
81	Patrick, Tim	WR	6-4	212	28	4	Utah	San Diego	FA-'17
98	Purcell, Mike	DL	6-3	328	30	6	Wyoming	Highlands Ranch, Colo.	FA-'19
66	Risner, Dalton	G	6-5	312	26	3	Kansas State	Wiggins, Colo.	D2a-'19
4	Rypien, Brett	QB	6-2	202	25	3	Boise State	Spokane, Wash.	CFA-'19
82	Saubert, Eric	TE	6-5	253	27	5	Drake	Chicago	UFA-'21
71	Schlottmann, Austin	G/C	6-6	300	26	3	TCU	Brenham, Texas	CFA-'18
31	Simmons, Justin	S	6-2	202	28	6	Boston College	Manassas, Va.	D3-'16
11	Spencer, Dontae	WR	5-8	170	29	3	McNeese State	New Iberia, La.	W-'19
99	Stephen, Shamar	DL	6-5	309	30	8	Connecticut	Westbury, N.Y.	FA-'21
30	Sterns, Caden	S	6-1	207	22	R	Texas	Cibola, Texas	D5a-'21
40	Strnad, Justin	ILB	6-3	235	25	2	Wake Forest	Palm Harbor, Fla.	D5-'20
2	Surtain II, Pat	CB	6-2	202	21	R	Alabama	Plantation, Fla.	D1-'21
14	Sutton, Courtland	WR	6-4	216	26	4	Southern Methodist	Brenham, Texas	D2-'18
91	Weatherly, Stephen	OLB	6-5	265	27	6	Vanderbilt	Snellville, Ga.	T-'21
90	Williams, DeShawn	DL	6-1	291	28	4	Clemson	Central, S.C.	FA-'20
33	Williams, Javonte	RB	5-10	220	21	R	North Carolina	Wallace, N.C.	D2-'21
41	Young, Kenny	ILB	6-1	234	27	5	UCLA	New Orleans, La.	T-'21
<b>PRACTICE SQUAD</b>									
75	Bailey, Quinn	T	6-6	323	26	1	Arizona State	Gilbert, Ariz.	CFA-'19
88	Beyer, Shaun	TE	6-5	248	25	R	Iowa	Shellsburg, Iowa	CFA-'21
16	Cleveland, Tyrie	WR	6-2	205	24	2	Florida	Houston	D7a-'20
67	Ealy, Adrian	T	6-6	321	22	R	Oklahoma	Gonzales, La.	FA-'21
80	Gafford, Rico	WR	5-10	184	25	2	Wyoming	Des Moines, Iowa	FA-'21
92	Harris, Jonathan	DL	6-5	295	25	3	Lindenwood	Aurora, Ill.	W-'19
78	Himmelman, Drew	T	6-10	315	25	R	Illinois State	Geneseo, Ill.	CFA-'21
68	Johnson, Zack	G	6-6	301	28	1	North Dakota State	Apple Valley, Minn.	FA-'21
15	Pierson-El, De'Mornay	WR	5-9	195	25	1	Nebraska	Alexandria, Va.	FA-'21
51	Spencer, Marquiss	DE	6-4	300	24	R	Mississippi State	Greenwood, Miss.	D7c-'21
57	Taumoepenu, Pita	OLB	6-1	245	27	4	Utah	Provo, Utah	FA-'21
74	Tucker, Casey	T	6-6	315	26	1	Arizona State	Gilbert, Ariz.	FA-'21
54	Wade, Barrington	ILB	6-1	232	23	R	Iowa	Skokie, Ill.	W-'21
35	Williamson, Avery	ILB	6-1	246	29	8	Kentucky	Cleveland, Ohio	FA-'21
38	Whyte, Kerrith	RB	5-10	204	25	2	Florida Atlantic	Loxahatchee, Fla.	FA-'21
<b>RESERVE/COVID-19</b>									
26	Boone, Mike	RB	5-10	206	26	4	Cincinnati	Macclenny, Fla.	UFA-'21
37	Locke, P.J.	S	5-10	202	24	2	Texas	Beaumont, Texas	FA-'19
59	Reed, Malik	OLB	6-2	235	25	3	Nevada	Dothan, Ala.	CFA-'19
<b>PRACTICE SQUAD RESERVE/COVID-19</b>									
19	Williams, Seth	WR	6-3	211	21	R	Auburn	Cottondale, Ala.	D6-'21
<b>RESERVE/INJURED</b>									
76	Anderson, Calvin	T	6-5	300	25	3	Texas	Philadelphia	FA-'19
32	Bellamy, LeVante	RB	5-9	190	25	2	Western Michigan	Indianapolis	CFA-'20
60	Conway, Cody	T	6-6	296	25	1	Syracuse	Plainfield, Ill.	FA-'21
61	Glasgow, Graham	G	6-6	310	29	6	Michigan	Aurora, Ill.	UFA-'20
1	Hamler, KJ	WR	5-9	178	22	2	Penn State	Pontiac, Mich.	D2-'20
47	Jewell, Josey	ILB	6-2	236	26	4	Iowa	Decorah, Iowa	D4a-'18
45	Johnson, Alexander	ILB	6-2	255	29	4	Tennessee	Gainesville, Ga.	CFA-'18
65	Jones, Brett	C	6-2	315	30	6	Regina	Weyburn, Saskatchewan	UFA-'21
	Killins, Adrian	RB	5-8	177	23	1	Central Florida	Daytona Beach, Fla.	FA-'21
48	Mintze, Andre	OLB	6-3	246	23	R	Vanderbilt	Philadelphia	CFA-'21
	Patrick, Natrez	OLB	6-3	242	24	3	Georgia	Atlanta	W-'20
<b>PRACTICE SQUAD/INJURED</b>									
20	Dawson Jr., Duke	CB	5-10	198	26	4	Florida	Cross City, Fla.	T-'19
<b>RESERVE/NON-FOOTBALL INJURY</b>									
	Hamilton, DaeSean	WR	6-1	206	26	4	Penn State	Fredericksburg, Va.	D4b-'18

## COACHING STAFF

Coach	Title
Vic Fangio .....	Head Coach
Ed Donatell .....	Defensive Coordinator
Tom McMahon .....	Special Teams Coordinator
Pat Shurmur .....	Offensive Coordinator
Zach Azzanni .....	Wide Receivers
Chris Beake .....	Def. Pass Game Specialist
Chris Cook .....	Off. Quality Control
Chris Gould .....	Asst. Special Teams
Wade Harman .....	Tight Ends
Reggie Herring .....	Linebackers
Mike Hiestand .....	Asst. Defensive Line/Asst. to HC
Korey Jones .....	Asst. Strength & Conditioning
Bill Kollar .....	Defensive Line
Chris Kuper .....	Asst. Offensive Line
Loren Landow .....	Strength & Conditioning
Mark Loecher .....	Asst. Strength & Conditioning
Curtis Modkins .....	Running Backs
Mike Munchak .....	Offensive Line
Pierre Ngo .....	Asst. Strength and Conditioning
John Pagano .....	Outside Linebackers
Christian Parker .....	Defensive Backs
Justin Rascati .....	Off. Quality Control
Matt Sheldon .....	Senior Analyst
Nathanial Willingham .....	Quarterbacks
Emily Zaler .....	Asst. Player Performance

## PRONUNCIATION GUIDE

Name	Pronunciation
McTelvin Agim .....	uh-GEEM
Essang Bassey .....	EE-sang BASS-ee
Jacob Bobenmoyer .....	BOB-en-meyer
Garrett Bolles .....	BOWLS
Damarea Crockett .....	duh-MARR-ee-aye
Graham Glasgow .....	GLASS-gow
Jerry Judy .....	JUDY
Josey Jewell .....	JOE-zee
Quinn Meinerz .....	minors
Netane Muti .....	ne-TAHN-ay MOO-tee
Michael Ojemudia .....	oh-jeh-MOO-dee-uh
Albert Okwuegbunam .....	OWE-kwoo-AY-boo-nom
Dalton Risner .....	RISE-ner
Brett Rypien .....	RIP-en
Eric Saubert .....	SAW-bert
Austin Schlottmann .....	SHLOTE-man
Shamar Stephen .....	steffen
Justin Strnad .....	STIR-nad
Pat Surtain II .....	sur-TAN
Pita Taumoepenu .....	TAO-moe-PEH-new
DeShawn Williams .....	dee-SHAWN

## HOW ACQUIRED KEY

CFA .....	College Free Agent
D .....	Draft Pick
FA .....	Free Agent
T .....	Trade
UFA .....	Unrestricted Free Agent
W .....	Waivers

Roster last updated 12/14/21

# 2021 DENVER BRONCOS POSITION-BY-POSITION ROSTER

Updated Dec. 14, 2021

## OFFENSE

### QUARTERBACKS (3)

No.	Name	Pos.	Ht.	Wt.	Age	Exp.	College
5	Bridgewater, Teddy	QB	6-2	215	29	8	Louisville
3	Lock, Drew	QB	6-4	228	25	3	Missouri
4	Rypien, Brett	QB	6-2	202	25	3	Boise State

### RUNNING BACKS (3)

No.	Name	Pos.	Ht.	Wt.	Age	Exp.	College
25	Gordon, Melvin	RB	6-1	215	28	7	Wisconsin
39	Crockett, Damarea	RB	5-11	225	23	1	Missouri
33	Williams, Javonte	RB	5-10	220	21	R	North Carolina

### WIDE RECEIVERS (5)

No.	Name	Pos.	Ht.	Wt.	Age	Exp.	College
9	Hinton, Kendall	WR	6-0	195	24	2	Wake Forest
10	Jeudy, Jerry	WR	6-1	193	22	2	Alabama
81	Patrick, Tim	WR	6-4	212	28	4	Utah
11	Spencer, Diontae	WR	5-8	170	29	3	McNeese State
14	Sutton, Courtland	WR	6-4	216	26	4	Southern Methodist

### TIGHT ENDS (4)

No.	Name	Pos.	Ht.	Wt.	Age	Exp.	College
83	Beck, Andrew	FB/TE	6-3	255	25	3	Texas
87	Fant, Noah	TE	6-4	249	24	3	Iowa
85	Okwuegbunam, Albert	TE	6-5	258	23	2	Missouri
82	Saubert, Eric	TE	6-5	253	27	5	Drake

### OFFENSIVE LINEMEN (8)

No.	Name	Pos.	Ht.	Wt.	Age	Exp.	College
72	Bolles, Garrett	T	6-5	300	29	5	Utah
79	Cushenberry III, Lloyd	C	6-4	315	24	2	Louisiana State
73	Fleming, Cam	T	6-5	320	29	8	Stanford
70	Massie, Bobby	T	6-6	325	32	10	Mississippi
77	Meinerz, Quinn	G/C	6-3	320	23	R	Wisconsin-Whitewater
52	Muti, Netane	G	6-3	315	22	2	Fresno State
66	Risner, Dalton	G	6-5	312	26	3	Kansas State
71	Schlottmann, Austin	G/C	6-6	300	26	3	TCU

## DEFENSE

### DEFENSIVE LINE (6)

No.	Name	Pos.	Ht.	Wt.	Age	Exp.	College
95	Agim, McTelvin	DL	6-3	300	24	2	Arkansas
96	Harris, Shelby	DE	6-2	290	30	7	Illinois State
93	Jones, Dre'Mont	DE	6-3	281	24	3	Ohio State
98	Purcell, Mike	DL	6-3	328	30	6	Wyoming
99	Stephen, Shamar	DL	6-5	309	30	8	Connecticut
90	Williams, DeShawn	DL	6-1	291	28	4	Clemson

### LINEBACKERS (9)

No.	Name	Pos.	Ht.	Wt.	Age	Exp.	College
56	Browning, Baron	ILB	6-3	240	22	R	Ohio State
55	Bradley, Chubb	OLB	6-4	275	25	4	North Carolina State
53	Cooper, Jonathon	OLB	6-4	257	23	R	Ohio State
50	Griffith, Jonas	ILB	6-4	250	26	1	Iowa
43	Kiser, Micah	ILB	6-0	244	26	4	Iowa
94	Patrick, Aaron	OLB	6-4	245	24	1	Eastern Kentucky
40	Strnad, Justin	ILB	6-3	235	25	2	Wake Forest
91	Weatherly, Stephen	OLB	6-5	265	27	6	Vanderbilt
41	Young, Kenny	ILB	6-1	234	27	5	UCLA

### DEFENSIVE BACKS (12)

No.	Name	Pos.	Ht.	Wt.	Age	Exp.	College
21	Darby, Ronald	CB	5-11	193	27	7	Florida State
34	Bassey, Essang	CB	5-10	190	23	2	Wake Forest
29	Callahan, Bryce	CB	5-9	188	30	7	Rice
12	Ford, Mike	CB	6-0	198	121	4	Indiana State
23	Fuller, Kyle	CB	5-11	194	29	8	Virginia Tech
27	Hairston, Nate	CB	6-0	185	27	5	Temple
22	Jackson, Kareem	S	5-10	183	33	12	Alabama
49	Johnson, Jamar	S	6-1	197	22	R	Indiana
13	Ojemudia, Michael	CB	6-1	200	24	2	Iowa
31	Simmons, Justin	S	6-2	202	28	6	Boston College
30	Sterns, Caden	S	6-1	207	22	R	Texas
2	Surtain II, Pat	CB	6-2	202	21	R	Alabama

### SPECIALISTS (3)

No.	Name	Pos.	Ht.	Wt.	Age	Exp.	College
46	Bobenmoyer, Jacob	LS	6-2	235	24	2	Northern Colorado
6	Martin, Sam	P	6-1	211	31	9	Appalachian State
8	McManus, Brandon	K	6-3	201	30	8	Temple

## POSITION-BY-POSITION BREAKDOWN

Position	No.	Position	No.
Quarterbacks	3	Defensive Linemen	6
Running Backs	3	Defensive Ends	2
Wide Receivers	5	Def. Line	4
Tight Ends	4	Linebackers	9
Offensive Linemen	8	Inside Linebackers	5
Centers	2	Outside Linebackers	4
Guards	3	Defensive Backs	12
Tackles	3	Cornerbacks	8
		Safeties	4



# 2021 DENVER BRONCOS UNOFFICIAL DEPTH CHART

Updated Dec. 14, 2021

## OFFENSE

WR	10	Jerry Jeudy	9	Kendall Hinton		
LT	72	Garett Bolles	73	Cam Fleming		
LG	66	Dalton Risner	52	Netane Muti		
C	79	Lloyd Cushenberry III	71	Austin Schlottmann		
RG	<u>77</u>	<u>Quinn Meinerz</u>	52	Netane Muti		
RT	70	Bobby Massie	73	Cam Fleming		
TE	87	Noah Fant	85	Albert Okwuegbunam	82	Eric Saubert
WR	81	Tim Patrick	11	Diontae Spencer		83
WR	14	Courtland Sutton				Andrew Beck
RB	25	Melvin Gordon III	<u>33</u>	<u>Javonte Williams</u>	26	[Mike Boone]
QB	5	Teddy Bridgewater	3	Drew Lock	4	Brett Rypien
					28	Damarea Crockett

## DEFENSE

DE	93	Dre'Mont Jones	99	Shamar Stephen		
NT	98	Mike Purcell	90	DeShawn Williams		
DE	96	Shelby Harris	95	McTelvin Agim		
SLB	55	Bradley Chubb	<u>53</u>	<u>Jonathon Cooper</u>		
WLB	59	[Malik Reed]	91	Stephen Weatherly	94	Aaron Patrick
ILB	<u>56</u>	<u>Baron Browning</u>	40	Justin Strnad		
ILB	41	Kenny Young	50	Jonas Griffith	43	Micah Kiser
LCB	<u>2</u>	<u>Pat Surtain II</u>	23	Kyle Fuller	34	Essang Bassey
RCB	21	Ronald Darby	29	Bryce Callahan	27	Nate Hairston
SS	22	Kareem Jackson	37	[P.J. Locke]	<u>49</u>	<u>Jamar Johnson</u>
FS	31	Justin Simmons	<u>30</u>	<u>Caden Sterns</u>		13
						Michael Ojemudia
						12
						Mike Ford

## SPECIAL TEAMS

PK	8	Brandon McManus		
KO	8	Brandon McManus		
P	6	Sam Martin		
H	6	Sam Martin		
LS	46	Jacob Bobenmoyer		
KR	11	Diontae Spencer	9	Kendall Hinton
PR	11	Diontae Spencer	9	Kendall Hinton

Rookies Underlined; [Reserve/COVID-19]

## PRONUNCIATION GUIDE

McTelvin <b>Agim</b> (uh-GEEM)	Dalton <b>Risner</b> (RISE-ner)
<b>Essang Bassey</b> (EE-sang BASS-ee)	Brett <b>Rypien</b> (RIP-en)
Jacob <b>Bobenmoyer</b> (BOB-en-meyer)	Eric <b>Saubert</b> (SAW-bert)
Garett <b>Bolles</b> (BOWLS)	Austin <b>Schlottmann</b> (SHLOTE-man)
<b>Damarea</b> Crockett (duh-MARR-ee-aye)	Shamar <b>Stephen</b> (steffen)
Jerry <b>Jeudy</b> (Judy)	Justin <b>Strnad</b> (STIR-nad)
Quinn <b>Meinerz</b> (minors)	Pat <b>Surtain II</b> (sur-TAN)
<b>Netane Muti</b> (ne-TAHN-ay MOO-tee)	<b>DeShawn</b> Williams (dee-SHAWN)
Albert <b>Okwuegbunam</b> (OWE-kwoo-AY-boo-nom)	

# 2021 DENVER BRONCOS ROSTER BY EXPERIENCE

Updated Dec. 14, 2021

No.	Name	Pos.	Ht.	Wt.	Age	Exp.	College	Hometown	How Acq.
<b>12 (1)</b>									
22	Jackson, Kareem	S	5-10	183	33	12	Alabama	Macon, Ga.	UFA-'19
<b>10 (1)</b>									
70	Massie, Bobby	T	6-6	325	32	10	Mississippi	Lynchburg, Va.	UFA-'21
<b>9 (1)</b>									
6	Martin, Sam	P	6-1	211	31	9	Appalachian State	Fayetteville, Ga.	UFA-'20
<b>8 (5)</b>									
5	Bridgewater, Teddy	QB	6-2	215	29	8	Louisville	Miami	T-'21
73	Fleming, Cam	T	6-5	320	29	8	Stanford	Fort Hood, Texas	UFA-'21
23	Fuller, Kyle	CB	5-11	194	29	8	Virginia Tech	Baltimore, Md.	FA-'21
8	McManus, Brandon	K	6-3	201	30	8	Temple	Lansdale, Pa.	FA-'14
99	Stephen, Shamar	DL	6-5	309	30	8	Connecticut	Westbury, N.Y.	FA-'21
<b>7 (4)</b>									
29	Callahan, Bryce	CB	5-9	188	30	7	Rice	Moscow, Idaho	UFA-'19
21	Darby, Ronald	CB	5-11	193	27	7	Florida State	Oxon Hill, Maryland	UFA-'21
25	Gordon III, Melvin	RB	6-1	215	28	7	Wisconsin	Kenosha, Wisc.	UFA-'20
96	Harris, Shelby	DE	6-2	290	30	7	Illinois State	Milwaukee	FA-'17
<b>6 (3)</b>									
98	Purcell, Mike	DL	6-3	328	30	6	Wyoming	Highlands Ranch, Colo.	FA-'19
31	Simmons, Justin	S	6-2	202	28	6	Boston College	Manassas, Va.	D3-'16
91	Weatherly, Stephen	OLB	6-5	265	27	6	Vanderbilt	Snellville, Ga.	T-'21
<b>5 (3)</b>									
72	Bolles, Garrett	T	6-5	300	29	5	Utah	Walnut Creek, Calif.	D1-'17
27	Hairston, Nate	CB	6-0	185	27	5	Temple	Washington, D.C.	FA-'20
82	Saubert, Eric	TE	6-5	253	27	5	Drake	Chicago	UFA-'21
<b>4 (7)</b>									
55	Chubb, Bradley	OLB	6-4	275	25	4	North Carolina State	Marietta, Ga.	D1-'18
12	Ford, Mike	CB	6-0	198	26	4	Southeast Missouri State	Alton, Ill.	W-'21
43	Kiser, Micah	ILB	6-0	244	26	4	Virginia	Baltimore, Md.	FA-'21
81	Patrick, Tim	WR	6-4	212	28	4	Utah	San Diego	FA-'17
14	Sutton, Courtland	WR	6-4	216	26	4	Southern Methodist	Brenham, Texas	D2-'18
90	Williams, DeShawn	DL	6-1	291	28	4	Clemson	Central, S.C.	FA-'20
41	Young, Kenny	ILB	6-1	234	27	4	UCLA	New Orleans, La.	T-'21
<b>3 (8)</b>									
83	Beck, Andrew	FB/TE	6-3	255	25	3	Texas	Tampa, Fla.	W-'19
87	Fant, Noah	TE	6-4	249	24	3	Iowa	Omaha, Neb.	D1-'19
93	Jones, Dre'Mont	DE	6-3	281	24	3	Ohio State	Cleveland	D3-'19
3	Lock, Drew	QB	6-4	228	25	3	Missouri	Columbia, Mo.	D2b-'19
66	Risner, Dalton	G	6-5	312	26	3	Kansas State	Wiggins, Colo.	D2a-'19
4	Rypien, Brett	QB	6-2	202	25	3	Boise State	Spokane, Wash.	CFA-'19
71	Schlottmann, Austin	G/C	6-6	300	26	3	TCU	Brenham, Texas	CFA-'18
11	Spencer, Dontae	WR	5-8	170	29	3	McNeese State	New Iberia, La.	W-'19
<b>2 (10)</b>									
95	Agim, McTelvin	DL	6-3	300	24	2	Arkansas	Texarkana, Texas	D3c-'20
34	Bassey, Essang	CB	5-10	190	23	2	Wake Forest	Columbus, Ga.	CFA-'20
46	Bobenmoyer, Jacob	LS	6-2	235	24	2	Northern Colorado	Cheyenne, Wyo.	FA-'20
79	Cushenberry III, Lloyd	C	6-4	315	24	2	Louisiana State	Geismar, La.	D3b-'20
9	Hinton, Kendall	WR	6-0	195	24	2	Wake Forest	Durham, N.C.	FA-'20
10	Judy, Jerry	WR	6-1	193	22	2	Alabama	Deerfield Beach, Fla.	D1-'20
52	Muti, Netane	G	6-3	315	22	2	Fresno State	Wahiawa, O'ahu, Hawai'i	D6-'20
13	Ojemudia, Michael	CB	6-1	200	24	2	Iowa	Farmington Hills, Mich.	D3a-'20
85	Okwuegbunam, Albert	TE	6-5	258	23	2	Missouri	Springfield, Ill.	D4-'20
40	Strnad, Justin	ILB	6-3	235	25	2	Wake Forest	Palm Harbor, Fla.	D5-'20
<b>1 (3)</b>									
28	Crockett, Damarea	RB	5-11	225	23	1	Missouri	Little Rock, Ark.	FA-'20
50	Griffith, Jonas	ILB	6-4	250	24	1	Indiana State	Louisville, Ky.	T-'21
94	Patrick, Aaron	OLB	6-4	245	24	1	Eastern Kentucky	Dayton, Ohio	FA-'21
<b>R (7)</b>									
56	Browning, Baron	ILB	6-3	240	22	R	Ohio State	Fort Worth, Texas	D3b-'21
53	Cooper, Jonathon	OLB	6-4	257	23	R	Ohio State	Gahanna, Ohio	D7b-'21
49	Johnson, Jamar	S	6-1	197	22	R	Indiana	Sarasota, Fla.	D5b-'21
77	Meinerz, Quinn	C	6-3	320	23	R	Wisconsin-Whitewater	Hartford, Wis.	D3a-'21
30	Sterns, Caden	S	6-1	207	22	R	Texas	Cibola, Texas	D5a-'21
2	Surtain II, Pat	CB	6-2	202	21	R	Alabama	Plantation, Fla.	D1-'21
33	Williams, Javonte	RB	5-10	220	21	R	North Carolina	Wallace, N.C.	D2-'21

# HOW THE 2021 BRONCOS WERE BUILT

Updated Dec. 14, 2021

YEAR	DRAFT/CFA	FREE AGENT	TRADE/WAIVERS
2014			K Brandon McManus (T-NYG)
2015			
2016	S Justin Simmons (Rd. 3)		
2017	T Garrett Bolles (Rd. 1)	DE Shelby Harris WR Tim Patrick	
2018	OLB Bradley Chubb (Rd. 1) G/C Austin Schlottman (CFA)		
2019	WR Courtland Sutton (Rd. 2) TE Noah Fant (Rd. 1) DE Dre'Mont Jones (Rd. 3) QB Drew Lock (Rd. 2b) G Dalton Risner (Rd. 2a) QB Brett Rypien (CFA)	CB Bryce Callahan (UFA-Chi.) S Kareem Jackson (UFA-Hou.)	FB/TE Andrew Beck (W-N.E.) WR Diontae Spencer (W-Pit.)
2020	DL McTelvin Agim (Rd. 3a) CB Essang Bassey (CFA) LS Jacob Bobenmoyer C Lloyd Cushenberry III (Rd. 3b) WR Jerry Jeudy (Rd. 1) CB Michael Ojemudia (Rd. 3) TE Albert Okwuegbunam (Rd. 4) G Netane Muti (Rd. 6) ILB Justin Strnad (Rd. 5)	RB Damarea Crockett G Graham Glasgow (UFA-Det.) RB Melvin Gordon (UFA-LAC) CB Nate Hairston WR Kendall Hinton P Sam Martin (UFA-Det.) DL DeShawn Williams	
2021	ILB Baron Browning (Rd. 3b) OLB Jonathon Cooper (Rd. 7b) S Jamar Johnson (Rd. 5b) G/C Quinn Meinerz (Rd. 3a) S Caden Sterns (Rd. 5a) CB Pat Surtain II (Rd. 1) RB Javonte Williams (Rd. 2)	CB Ronald Darby (UFA-Was.) T Cam Fleming (UFA-NYG) CB Kyle Fuller ILB Micah Kiser T Bobby Massie (UFA-Chi.) OLB Aaron Patrick TE Eric Saubert (UFA-Jac.) DL Shamar Stephen	QB Teddy Bridgewater (T-Car.) CB Mike Ford (W-Det.) ILB Jonas Griffith (T-S.F.) OLB Stephen Weatherly (T-Min.) ILB Kenny Young (T-LAR)



**DENVER BRONCOS 2021-22 TRANSACTIONS — by date/by player**  
(Updated December 14, 2021)

**BY DATE**

BY DATE					
7/20/21	Waived WR Damion Willis			10/2/21	Elevated ILB Curtis Robinson from practice squad to active roster
7/23/21	Signed LB Baron Browning				Elevated G/C Austin Schlottman from practice squad to active roster
7/24/21	Signed OL Quinn Meinerz			10/5/21	Released CB Rojesterman Farris from practice squad
	Signed RB Javonte Williams	9/1/21	Claimed CB Mike Ford (W-Det.)		Released G/C Harry Crider from practice squad
7/26/21	Placed S Jamar Johnson on reserve/COVID		Claimed RB Nate McCrary (W-Bal.)		Signed WR Josh Malone to practice squad
	Placed CB Kary Vincent Jr. on reserve/COVID		Signed T Cam Fleming		Signed ILB Avery Williamson to practice squad
7/27/21	Waived C Pat Morris		Signed DL Shamar Stephen	10/9/21	Activated CB Ronald Darby from injured reserve
	Signed C Brett Jones		Placed RB Mike Boone on reserve/injured		Elevated WR Tyrie Cleveland from practice squad to active roster
	Signed S Tedric Thompson		Placed CB Michael Ojemudia on reserve/injured		Placed TE Albert Okwuegbunam on injured reserve
7/31/21	Activated CB Kary Vincent Jr. from reserve/COVID		Waived RB Royce Freeman	10/12/21	Signed WR John Brown to practice squad
8/1/21	Signed CB Rojesterman Farris II		Waived DL Jonathan Harris		Released WR Josh Malone from practice squad
8/4/21	Signed CB Saivion Smith		Signed T Quinn Bailey to practice squad	10/13/21	Signed CB Rojesterman Farris to practice squad
8/6/21	Activated S Jamar Johnson from reserve/COVID		Signed TE Shaun Beyer to practice squad	10/16/21	Activated RB Mike Boone from injured reserve
	Waived WR Amara Darboh		Signed WR Tyrie Cleveland to practice squad		Elevated WR John Brown to from practice squad to active roster
8/7/21	Claimed ILB Barrington Wade (W-Bal.)		Signed RB Damarea Crockett to practice squad		Elevated WR Tyrie Cleveland from practice squad to active roster
	Waived WR Warren Jackson		Signed CB Nate Hairston to practice squad		Placed CB Mike Ford on injured reserve
8/8/21	Signed DT Lorenzo Neal Jr.		Signed T Drew Himmelman to practice squad	10/18/21	Promoted ILB Curtis Robinson from practice squad to active roster
	Released S Tedric Thompson		Signed WR Kendall Hinton to practice squad		Promoted ILB Barrington Wade from practice squad to active roster
8/17/21	Signed RB Adrian Killins		Signed CB Mac McCain III to practice squad		Signed ILB Pita Taumoepeenu to practice squad
	Waived CB Rojesterman Farris II		Signed ILB Curtis Robinson to practice squad		Placed ILB Alexander Johnson on injured reserve
	Waived ILB Peter Kalambayi		Signed QB Brett Rypien to practice squad		Placed OLB Andre Mintze on injured reserve
	Waived DT Lorenzo Neal Jr.		Signed G/C Austin Schlottmann to practice squad	10/20/21	Released WR David Moore
	Waived/injured RB LeVante Bellamy		Signed DE Marquiss Spencer to practice squad		Promoted WR Tyrie Cleveland from practice squad to active roster
	Waived/injured WR DeVontres Dukes		Signed ILB Barrington Wade to practice squad		Signed WR David Moore to practice squad
	Waived/injured DT Deyon Sizer		Signed WR Seth Willaims to practice squad	10/21/21	Elevated WR John Brown from practice squad to active roster
8/23/21	Signed Stevie Scott III	9/2/21	Signed DL Jonathan Harris to practice squad		Elevated OLB Pita Taumoepeenu from practice squad to active roster
	Placed C Brett Jones on reserve/injured	9/6/21	Signed WR De'Mornay Pierson-El to practice squad	10/23/21	Acquired OLB Stephen Weatherly and a 2023 seventh-round selection from Minnesota in exchange for a 2022 seventh-round pick
	Waived/injured RB Adrian Killins				Placed ILB Micah Kiser on injured reserve
	Released OLB Pita Taumoepeenu	9/8/21	Signed CB Saivion Smith to practice squad	10/25/21	Acquired ILB Kenny Young and a 2024 seventh-round selection from the L.A. Rams in exchange for a 2024 sixth-round pick
	Waived G Nolan Laufenberg	9/11/21	Elevated RB Damarea Crockett to active roster		Waived ILB Barrington Wade
8/24/21	Waived ILB Josh Watson		Elevated CB Nate Hairston to active roster	10/26/21	Placed G Netane Muti on reserve/COVID-19 list
	Waived WR Branden Mack	9/14/21	Signed CB Nate Hairston to active roster		Waived RB Damarea Crockett
8/31/21	Acquired ILB Jonas Griffith from San Francisco in exchange for a 2022 sixth-round selection and a 2023 seventh-round selection		Signed WR Kendall Hinton to active roster		Waived ILB Curtis Robinson
	Traded WR Trinity Benson and a 2023 sixth-round pick to Detroit in exchange for fifth and seventh-round selections in the 2022 NFL Draft		Signed CB Rojesterman Farris to practice squad		Released WR John Brown from practice squad
	Placed CB Essang Bassey on reserve/PUP		Signed WR Rico Gafford to practice squad		Released G/C Javon Patterson from practice squad
	Placed CB Duke Dawson Jr. on reserve/PUP	9/18/21	Placed CB Ronald Darby on injured reserve		Released CB Saivion Smith from practice squad
	Released T Cam Fleming		Placed WR Jerry Jeudy on injured reserve	10/27/21	Signed G Shaq Calhoun to practice squad
	Released CB Nate Hairston	9/21/21	Elevated RB Damarea Crockett to active roster		Signed RB Damarea Crockett to practice squad
	Released DL Shamar Stephen		Elevated G/C Austin Schlottmann to active roster		Signed ILB Curtis Robinson to practice squad
	Waived T Quinn Bailey	9/22/21	Signed ILB Micah Kiser to active roster from LAR practice squad		Signed ILB Barrington Wade to practice squad
	Waived TE Shaun Beyer		Promoted RB Damarea Crockett from practice squad to active roster	10/30/21	Activated ILB Jonas Griffith from injured reserve
	Waived WR Tyrie Cleveland		Signed OLB Pita Taumoepeenu to practice squad		Activated WR Jerry Jeudy from injured reserve
	Waived RB Damarea Crockett	9/23/21	Placed OLB Bradley Chubb on injured reserve		Activated TE Albert Okwuegbunam from injured reserve
	Waived TE Austin Fort		Signed OLB Aaron Patrick to active roster from Jacksonville practice squad		Elevated ILB Barrington Wade from practice squad to active roster
	Waived T Drew Himmelman		Waived RB Nate McCrary		
	Waived WR Kendall Hinton	9/25/21	Released OLB Pita Taumoepeenu from practice squad		
	Waived DT Isaiah Mack	9/28/21	Promoted QB Brett Rypien from practice squad to active roster		
	Waived S Trey Marshall		Signed WR David Moore to active roster from Las Vegas practice squad		
	Waived CB Mac McCain III		Placed ILB Jonas Griffith on injured reserve		
	Waived CB Parnell Motley		Placed WR KJ Hamler on injured reserve		
	Waived WR De'Mornay Pierson-El	9/29/21	Signed G/C Harry Crider to practice squad		
	Waived FB Adam Prentice		Signed G/C Javon Patterson to practice squad		
	Waived ILB Curtis Robinson				
	Waived QB Brett Rypien				
	Waived G/C Austin Schlottmann				
	Waived RB Stevie Scott III				
	Waived CB Savion Smith				

11/1/21 Acquired 2022 second and third-round draft selections from the L.A. Rams in exchange for OLB Von Miller

11/2/21 Acquired 2022 sixth round draft selection from Philadelphia in exchange for CB Kary Vincent Jr. Placed TE Noah Fant on reserve/COVID-19 list

11/3/21 Placed CB Bryce Callahan on injured reserve Signed TE Caleb Wilson to practice squad

11/6/21 Activated CB Mike Ford from injured reserve Elevated DL Jonathan Harris from practice squad to active roster Elevated G/C Austin Schlottmann from practice squad to active roster Elevated ILB Barrington Wade from practice squad to active roster

11/8/21 Activated CB Duke Dawson Jr. from reserve/PUP Placed QB Drew Lock on reserve/COVID-19 list

11/9/21 Promoted G/C Austin Schlottmann from practice squad to active roster Signed T Casey Tucker to practice squad Signed ILB Avery Williamson to practice squad Activated G Netane Muti from reserve/COVID-19 Placed CB Michael Ojemudia on reserve/COVID-19

Placed ILB Justin Strnad on reserve/COVID-19 Placed G Graham Glasgow on injured reserve Waived CB Duke Dawson Jr. Released WR David Moore from practice squad Released TE Caleb Wilson from practice squad

11/10/21 Activated TE Noah Fant from reserve/COVID-19 Acquired CB Mac McCain III off waivers (Phi.) Signed CB Duke Dawson to practice squad

11/12/21 Placed G/C Austin Schlottmann on reserve/COVID-19

11/13/21 Elevated T Quinn Bailey from active roster to practice squad Elevated RB Damarea Crockett from practice squad to active roster Elevated T Drew Himmelman from practice squad to active roster Elevated ILB Curtis Robinson from practice squad to active roster Activated CB Essang Bassey from reserve/physically unable to perform Placed OLB Pita Taumoepeenu on practice squad/COVID-19 Placed CB Duke Dawson Jr. on practice squad/injured Signed QB Danny Etling to practice squad

11/16/21 Released Shaq Calhoun from practice squad Released QB Danny Etling from practice squad

11/20/21 Activated QB Drew Lock from reserve/COVID-19 Activated CB Michael Ojemudia from reserve/COVID-19 Activated ILB Justin Strnad from reserve/COVID-19

11/22/21 Placed T Garrett Bolles on reserve/COVID-19

11/23/21 Activated Pita Taumoepeenu from practice squad/COVID-19 Waived CB Mac McCain III

11/24/21 Signed G Zack Johnson to practice squad Activated G/C Austin Schlottman from reserve/COVID-19

11/27/21 Activated OLB Bradley Chubb from injured/reserve Elevated T Quinn Bailey from practice squad

11/30/21 Signed T Adrian Ealy to practice squad Signed RB Kerrith Whyte to practice squad Released ILB Curtis Robinson from practice squad

12/2/21 Activated T Garrett Bolles from reserve/COVID-19 Placed T Calvin Anderson on injured reserve

12/4/21 Promoted RB Damarea Crockett from practice squad to active roster Waived WR Tyrie Cleveland

12/6/21 Signed WR Tyrie Cleveland to practice squad

12/10/21 Placed RB Mike Boone on reserve/COVID-19 Placed S PJ Locke on reserve/COVID-19

12/11/12 Activated CB Bryce Callahan from injured reserve Activated ILB Micah Kiser from injured reserve Activated CB Michael Ojemudia from injured reserve Placed OLB Malik Reed on reserve/COVID-19

12/13/21 Placed WR Seth Williams on practice squad reserve/COVID-19

#### BY PLAYER

##### ANDERSON, Calvin — T

12/2/21 Placed on injured reserve

##### BAILEY, Quinn — T

8/31/21 Waived  
9/1/21 Signed to practice squad  
11/13/21 Elevated to active roster  
11/27/21 Elevated to active roster

##### BASSEY, Essang — CB

8/31/21 Placed on reserve/PUP  
11/13/21 Activated from reserve/PUP

##### BELLAMY, LeVante — RB

8/17/21 Waived/injured

##### BENSON, Trinity — WR

8/31/21 Traded to Detroit

##### BEYER, Shaun — TE

8/31/21 Waived  
9/1/21 Signed to practice squad

##### BOLLES, Garrett — T

11/22/21 Placed on reserve/COVID-19  
12/2/21 Activated from reserve/COVID-19

##### BOONE, Mike — RB

9/1/21 Placed on injured reserve  
10/16/21 Activated from injured reserve  
12/10/21 Placed on reserve/COVID-19

##### BROWN, John — WR

10/12/21 Signed to practice squad  
10/16/21 Elevated to active roster  
10/21/21 Elevated to active roster  
10/26/21 Released from practice squad

##### BROWNING, Baron — LB

7/23/21 Signed

##### CALHOUN, Shaq — G

10/27/21 Signed to practice squad  
11/16/21 Released from practice squad

##### CALLAHAN, Bryce — CB

11/3/21 Placed on injured reserve  
12/11/21 Activated from injured reserve

##### CHUBB, Bradley — OLB

9/22/21 Placed on injured reserve  
11/27/21 Activated from injured reserve

##### CLEVELAND, Tyrie — WR

8/31/21 Waived  
9/1/21 Signed to practice squad  
10/9/21 Elevated to active roster  
10/16/21 Elevated to active roster  
10/20/21 Promoted to active roster  
12/4/21 Waived  
12/6/21 Signed to practice squad

##### CROCKETT, Damarea — RB

8/31/21 Waived  
9/1/21 Signed to practice squad  
9/11/21 Elevated to active roster  
9/18/21 Elevated to active roster  
9/22/21 Promoted to active roster  
10/26/21 Waived  
10/27/21 Signed to practice squad  
11/13/21 Elevated to active roster  
12/4/21 Promoted to active roster

##### CRIDER, Harry — G/C

9/29/21 Signed to practice squad  
10/5/21 Released from practice squad

##### DARBOH, Amara — WR

8/6/21 Waived

##### DARBY, Ronald — CB

9/14/21 Placed on injured reserve  
10/9/21 Activated from injured reserve

##### DAWSON JR., Duke — CB

8/31/21 Placed on reserve/PUP  
11/8/21 Activated from reserve/PUP  
11/9/21 Waived  
11/10/21 Signed to practice squad  
11/13/21 Placed on practice squad/injured

##### DUKES, DeVontres — WR

8/17/21 Waived/injured

##### EALY, Adrian — T

11/30/21 Signed to practice squad

##### ETLING, Danny — TE

11/13/21 Signed to practice squad  
11/16/21 Released from practice squad

##### FANT, Noah — TE

11/2/21 Placed on reserve/COVID-19  
11/10/21 Activated from reserve/COVID-19

##### FARRIS II, Rojesterman — CB

8/1/21 Signed  
8/17/21 Waived  
9/14/21 Signed to practice squad  
10/5/21 Released from practice squad

##### FLEMING, Cam — T

8/31/21 Released  
9/1/21 Signed

##### FORD, Mike — CB

9/1/21 Claimed (W-Det.)  
10/16/21 Placed on injured reserve  
11/6/21 Activated from injured reserve

##### FORT, Austin — TE

8/31/21 Waived

##### GAFFORD, Rico — WR

9/14/21 Signed to practice squad

##### GLASGOW, Graham — G

11/9/21 Placed on injured reserve

##### GRIFFITH, Jonas — ILB

8/31/21 Acquired via trade (S.F.)  
9/28/21 Placed on injured reserve  
10/30/21 Activated from injured reserve

**HAIRSTON, Nate — CB**

8/31/21 Released  
9/1/21 Signed to practice squad  
9/11/21 Elevated to active roster  
9/14/21 Signed

**HAMLER, KJ — WR**

9/28/21 Placed on injured reserve

**HARRIS, Jonathan — DL**

9/2/21 Signed to practice squad  
11/6/21 Elevated to active roster

**HIMMELMAN, Drew — T**

8/31/21 Waived  
9/1/21 Signed to practice squad  
11/13/21 Elevated to active roster

**HINTON, Kendall — WR**

8/31/21 Waived  
9/1/21 Signed to practice squad  
9/14/21 Promoted to active roster

**JACKSON, Warren — WR**

8/7/21 Waived

**JEUDY, Jerry — WR**

9/14/21 Placed on injured reserve  
10/30/21 Activated from injured reserve

**JOHNSON, Alexander — ILB**

10/18/21 Placed on injured reserve

**JOHNSON, Jamar — S**

7/26/21 Placed on reserve/COVID-19  
8/4/21 Activated from reserve/COVID-19

**JOHNSON, Zack — G**

11/24/21 Signed to practice squad

**JONES, Brett — C**

7/27/21 Signed  
8/23/21 Placed on injured reserve

**KALAMBAYI, Peter — ILB**

8/17/21 Waived

**KILLINS, Adrian — RB**

8/17/21 Signed  
8/23/21 Waived/injured

**KISER, Micah — ILB**

9/21/21 Signed  
10/23/21 Placed on injured reserve  
12/11/21 Activated from injured reserve

**LAUFENBERG, Nolan — G**

8/23/21 Waived

**LOCK, Drew — QB**

11/8/21 Placed on reserve/COVID-19  
11/20/21 Activated from reserve/COVID-19

**LOCKE, PJ — S**

12/10/21 Placed on reserve/COVID-19

**MACK, Brandon — WR**

8/24/21 Waived

**MACK, Isaiah — DT**

8/31/21 Waived

**MALONE, Josh — WR**

10/5/21 Signed to practice squad  
10/12/21 Released from practice squad

**MARSHALL, Trey — S**

8/31/21 Waived

**McCAIN III, Mac — CB**

8/31/21 Waived  
9/1/21 Signed to practice squad  
11/10/21 Acquired off waivers (Phi.)  
11/23/21 Waived

**McCRARY, Nate — RB**

9/1/21 Claimed (W-Bal.)  
9/23/21 Waived

**MEINERZ, Quinn — OL**

7/24/21 Signed

**MILLER, Von — OLB**

11/1/21 Traded to L.A. Rams

**MINTZE, Andre — OLB**

10/18/21 Placed on injured reserve

**MOORE, David — WR**

9/28/21 Signed  
10/18/21 Released  
10/20/21 Signed to practice squad  
11/9/21 Released from practice squad

**MORRIS, Pat — C**

7/27/21 Waived

**MOTLEY, Parnell — CB**

8/31/21 Waived

**MUTI, Netane — G**

10/26/21 Placed on reserve/COVID-19  
11/9/21 Activated from reserve/COVID-19

**NEAL JR., Lorenzo — DT**

8/8/21 Signed  
8/17/21 Waived

**OJEMUDIA, Michael — CB**

9/1/21 Placed on injured reserve  
11/9/21 Placed on reserve/COVID-19  
11/16/21 Activated from reserve/COVID-19  
12/11/21 Activated from injured reserve

**OKWUEGBUNAM, Albert — TE**

10/9/21 Placed on injured reserve  
10/30/21 Activated from injured reserve

**PATRICK, Aaron — OLB**

9/23/21 Signed

**PATTERSON, Javon — G/C**

9/29/21 Signed to practice squad  
10/26/21 Released from practice squad

**PIERSON-EL, De'Mornay — WR**

8/31/21 Waived  
9/6/21 Signed to practice squad

**PRENTICE, Adam — FB**

8/31/21 Waived

**REED, Malik — OLB**

12/11/21 Placed on reserve/COVID-19

**ROBINSON, Curtis — ILB**

8/31/21 Waived  
9/1/21 Signed to practice squad  
10/2/21 Elevated to active roster  
10/18/21 Promoted to active roster  
10/26/21 Waived  
10/27/21 Signed of practice squad  
11/13/21 Elevated to active roster  
11/30/21 Released from practice squad

**RYPIEN, Brett — QB**

8/31/21 Waived  
9/1/21 Signed to practice squad  
9/28/21 Promoted to active roster

**SCHLOTTMANN, Austin — G/C**

8/31/21 Waived  
9/1/21 Signed to practice squad  
9/18/21 Elevated to active roster  
10/2/21 Elevated to active roster  
11/6/21 Elevated to active roster  
11/9/21 Prompted to active roster  
11/12/21 Placed on reserve/COVID-19  
11/24/21 Activated from reserve/COVID-19

**SCOTT III, Stevie — RB**

8/23/21 Signed  
8/31/21 Waived

**SIZER, Deyon — NT**

8/17/21 Waived

**SMITH, Saivion — CB**

8/4/21 Signed  
8/31/21 Waived  
9/8/21 Signed ro practice squad  
10/26/21 Released from practice squad

**SPENCER, Marquiss — DE**

8/31/21 Waived  
9/1/21 Signed to practice squad

**STEPHEN, Shamar — DL**

8/31/21 Released  
9/1/21 Signed

**STRNAD, Justin — ILB**

11/9/21 Placed on reserve/COVID-19  
11/16/21 Activated from reserve/COVID-19

**TAUMOEPENU, Pita — OLB**

8/23/21 Released  
9/22/21 Signed to practice squad  
9/25/21 Released from practice squad  
10/18/21 Signed to practice squad  
10/21/21 Elevated to active roster  
11/13/21 Placed on practice squad/COVID-19  
11/23/21 Activated from practice squad/COVID-19

**THOMPSON, Tedric — S**

7/27/21 Signed  
8/8/21 Released

**TUCKER, Casey — T**

11/9/21 Signed to practice squad

**TUSZKA, Derrek — OLB**

8/31/21 Waived

**VINCENT JR., Kary — CB**

7/26/21 Placed on reserve/COVID-19  
7/31/21 Activated from reserve/COVID-19  
11/2/21 Traded to Philadelphia

**WADE, Barrington — ILB**

8/7/21 Claimed (W-Bal.)  
8/31/21 Waived  
9/1/21 Signed to practice squad  
10/18/21 Promoted to active roster  
10/25/21 Waived  
10/27/21 Signed to practice squad  
10/30/21 Elevated to active roster  
11/6/21 Elevated to active roster

**WATSON, Josh — ILB**

8/24/21 Waived

**WEATHERLY, Stephen — OLB**

10/23/21 Acquired via trade (Min.)

**WHYTE, Kerrith — RB**

11/30/21 Signed to practice squad

**WILLIAMS, Javonte — RB**

7/24/21 Signed

**WILLIAMS, Seth — WR**

8/31/21 Waived  
9/1/21 Signed to practice squad  
12/13/21 Placed on practice squad reserve/COVID-19

**WILLIAMSON, Avery — ILB**

10/5/21 Signed to practice squad  
11/9/21 Signed to practice squad

**WILLIS, Damion — WR**

7/20/21 Waived

**WILSON, Caleb — TE**

11/3/21 Signed to practice squad  
11/9/21 Released from practice squad

**YOUNG, Kenny — ILB**

10/25/21 Acquired via trade (LAR)



# Denver Broncos / Week 14 / Through Sunday, December 12, 2021 / Regular Season

Won 7, Lost 6

9/12/2021	W	27 - 13	at New York Giants
9/19/2021	W	23 - 13	at Jacksonville Jaguars
9/26/2021	W	26 - 0	New York Jets
10/3/2021	L	7 - 23	Baltimore Ravens
10/10/2021	L	19 - 27	at Pittsburgh Steelers
10/17/2021	L	24 - 34	Las Vegas Raiders
10/21/2021	L	14 - 17	at Cleveland Browns
10/31/2021	W	17 - 10	Washington Football Team
11/7/2021	W	30 - 16	at Dallas Cowboys
11/14/2021	L	13 - 30	Philadelphia Eagles
11/28/2021	W	28 - 13	Los Angeles Chargers
12/5/2021	L	9 - 22	at Kansas City Chiefs
12/12/2021	W	38 - 10	Detroit Lions

<b>Total First Downs</b>	<b>268</b>	<b>229</b>
Rushing	99	71
Passing	147	144
Penalty	22	14
3rd Down: Made/Att	64/164	74/171
3rd Down Pct.	39.0%	43.3%
4th Down: Made/Att	14/22	8/23
4th Down Pct.	63.6%	34.8%
<b>Possession Avg.</b>	<b>31:37</b>	<b>28:23</b>
<b>Total Net Yards</b>	<b>4485</b>	<b>4222</b>
Avg. Per Game	345.0	324.8
Total Plays	815	781
Avg. Per Play	5.5	5.4
<b>Net Yards Rushing</b>	<b>1600</b>	<b>1380</b>
Avg. Per Game	123.1	106.2
Total Rushes	350	311
<b>Net Yards Passing</b>	<b>2885</b>	<b>2842</b>
Avg. Per Game	221.9	218.6
Sacked/Yards Lost	33/208	30/194
Gross Yards	3093	3036
Attempts/Completions	432/289	440/257
Completion Pct.	66.9%	58.4%
Had Intercepted	9	12
<b>Punts/Average</b>	<b>50/45.4</b>	<b>46/51.1</b>
<b>Net Punting Avg.</b>	<b>42.3</b>	<b>44</b>
<b>Penalties/Yards</b>	<b>65/553</b>	<b>87/780</b>
<b>Fumbles/Ball Lost</b>	<b>9/6</b>	<b>10/4</b>
<b>Touchdowns</b>	<b>31</b>	<b>26</b>
Rushing	12	7
Passing	18	16
Returns	1	3

<b>Score By Periods</b>	<b>Q1</b>	<b>Q2</b>	<b>Q3</b>	<b>Q4</b>	<b>OT</b>	<b>Pts</b>
Team	47	80	50	98	0	275
Opponents	54	71	45	58	0	228

<b>Scoring</b>	<b>TD</b>	<b>Ru</b>	<b>Pa</b>	<b>Rt</b>	<b>PAT</b>	<b>FG</b>	<b>2Pt</b>	<b>Pts</b>
B.McManus	0	0	0	0	27/28	20/23	0	87
M.Gordon	9	7	2	0	0/0	0/0	0	54
J.Williams	6	3	3	0	0/0	0/0	0	36
T.Patrick	4	0	4	0	0/0	0/0	0	24
N.Fant	3	0	3	0	0/0	0/0	0	18
C.Sutton	2	0	2	0	0/0	0/0	1	14
A.Okwuegbunam	2	0	2	0	0/0	0/0	0	12
T.Bridgewater	2	2	0	0	0/0	0/0	0	12
E.Saubert	1	0	1	0	0/0	0/0	0	6
P.Surtain	1	0	0	1	0/0	0/0	0	6
K.Hinton	1	0	1	0	0/0	0/0	0	6
<b>Team</b>	<b>31</b>	<b>12</b>	<b>18</b>	<b>1</b>	<b>27/28</b>	<b>20/23</b>	<b>1</b>	<b>275</b>
<b>Opponents</b>	<b>26</b>	<b>7</b>	<b>16</b>	<b>3</b>	<b>20/21</b>	<b>16/23</b>	<b>2</b>	<b>228</b>

2-Pt. Conversions: Team 1/3, Opponents: 2/4

Sacks: D.Jones 5.5, M.Reed 5.0, V.Miller 4.5, S.Harris 2.5, A.Johnson 2.0, J.Cooper 2.0, S.Weatherly 2.0, C.Sterns 2.0, M.Agim 1.5, D.Williams 1.0, B.Callahan 1.0, K.Jackson 1.0 **Team: 30.0, Opponents: 33.0**

<b>Rushing</b>	<b>No.</b>	<b>Yds</b>	<b>Avg</b>	<b>Long</b>	<b>TD</b>
J.Williams	155	743	4.8	49	3
M.Gordon	159	716	4.5	70t	7
T.Bridgewater	27	96	3.6	13	2
M.Boone	4	35	8.8	16	0
D.Crockett	3	7	2.3	6	0
J.Jeudy	2	3	1.5	3	0
<b>Team</b>	<b>350</b>	<b>1600</b>	<b>4.6</b>	<b>70t</b>	<b>12</b>
<b>Opponents</b>	<b>311</b>	<b>1380</b>	<b>4.4</b>	<b>35</b>	<b>7</b>

<b>Receiving</b>	<b>No.</b>	<b>Yds</b>	<b>Avg</b>	<b>Long</b>	<b>TD</b>
N.Fant	53	475	9.0	32	3
C.Sutton	48	658	13.7	55	2
T.Patrick	42	579	13.8	44t	4
J.Williams	34	279	8.2	42	3
J.Jeudy	33	377	11.4	36	0
A.Okwuegbunam	28	267	9.5	64	2
M.Gordon	22	166	7.5	30	2
K.Hinton	13	152	11.7	40	1
E.Saubert	8	47	5.9	11	1
K.Hamler	5	74	14.8	28	0
M.Boone	2	22	11.0	19	0
D.Spencer	1	-3	-3.0	0	0
J.Brown	0	0	0.0	0	0
D.Moore	0	0	0.0	0	0
T.Cleveland	0	0	0.0	0	0
<b>Team</b>	<b>289</b>	<b>3093</b>	<b>10.7</b>	<b>64</b>	<b>18</b>
<b>Opponents</b>	<b>257</b>	<b>3036</b>	<b>11.8</b>	<b>59</b>	<b>16</b>

<b>Interceptions</b>	<b>No.</b>	<b>Yds</b>	<b>Avg</b>	<b>Long</b>	<b>TD</b>
J.Simmons	5	76	15.2	35	0
P.Surtain	4	70	17.5	70t	1
C.Sterns	2	47	23.5	46	0
K.Jackson	1	7	7.0	7	0
<b>Team</b>	<b>12</b>	<b>200</b>	<b>16.7</b>	<b>70t</b>	<b>1</b>
<b>Opponents</b>	<b>9</b>	<b>134</b>	<b>14.9</b>	<b>75t</b>	<b>1</b>

<b>Punting</b>	<b>No</b>	<b>Yds</b>	<b>Avg</b>	<b>Net</b>	<b>TB</b>	<b>In</b>	<b>Lg</b>	<b>B</b>
S.Martin	50	2269	45.4	42.3	2	20	68	0
<b>Team</b>	<b>50</b>	<b>2269</b>	<b>45.4</b>	<b>42.3</b>	<b>2</b>	<b>20</b>	<b>68</b>	<b>0</b>
<b>Opponents</b>	<b>46</b>	<b>2352</b>	<b>51.1</b>	<b>44.0</b>	<b>6</b>	<b>13</b>	<b>71</b>	<b>0</b>

<b>Punt Returns</b>	<b>Ret</b>	<b>FC</b>	<b>Yds</b>	<b>Avg</b>	<b>Long</b>	<b>TD</b>
D.Spencer	22	10	184	8.4	25	0
K.Hinton	2	2	24	12.0	15	0
<b>Team</b>	<b>24</b>	<b>12</b>	<b>208</b>	<b>8.7</b>	<b>25</b>	<b>0</b>
<b>Opponents</b>	<b>17</b>	<b>19</b>	<b>116</b>	<b>6.8</b>	<b>42</b>	<b>0</b>

<b>Kickoff Returns</b>	<b>No.</b>	<b>Yds</b>	<b>Avg</b>	<b>Long</b>	<b>TD</b>
D.Spencer	16	273	17.1	26	0
<b>Team</b>	<b>16</b>	<b>273</b>	<b>17.1</b>	<b>26</b>	<b>0</b>
<b>Opponents</b>	<b>10</b>	<b>357</b>	<b>35.7</b>	<b>102t</b>	<b>1</b>

<b>Field Goals</b>	<b>1-19</b>	<b>20-29</b>	<b>30-39</b>	<b>40-49</b>	<b>50+</b>
B.McManus	0/0	6/7	5/5	7/7	2/4
<b>Team</b>	<b>0/0</b>	<b>6/7</b>	<b>5/5</b>	<b>7/7</b>	<b>2/4</b>
<b>Opponents</b>	<b>0/0</b>	<b>3/3</b>	<b>3/3</b>	<b>5/10</b>	<b>5/7</b>

Fumbles Lost: M.Gordon 2, A.Okwuegbunam 1, J.Williams 1, T.Bridgewater 1, D.Spencer 1 **Total: 6**

Opponent Fumble Recoveries: A.Johnson 1, M.Reed 1, J.Griffith 1, J.Cooper 1 **Total: 4**

<b>Passing</b>	<b>Att</b>	<b>Cmp</b>	<b>Yds</b>	<b>Cmp%</b>	<b>Yds/Att</b>	<b>TD</b>	<b>TD%</b>	<b>Int</b>	<b>Int%</b>	<b>Long</b>	<b>Sack</b>	<b>Lost</b>	<b>Rating</b>
T.Bridgewater	404	273	2954	67.6%	7.3	18	4.5%	7	1.7%	64	29/	193	96.5
D.Lock	28	16	139	57.1%	5.0	0	0.0%	2	7.1%	32	4/	15	40.6
<b>Team</b>	<b>432</b>	<b>289</b>	<b>3093</b>	<b>66.9%</b>	<b>7.2</b>	<b>18</b>	<b>4.2%</b>	<b>9</b>	<b>2.1%</b>	<b>64</b>	<b>33/</b>	<b>208</b>	<b>92.9</b>
<b>Opponents</b>	<b>440</b>	<b>257</b>	<b>3036</b>	<b>58.4%</b>	<b>6.9</b>	<b>16</b>	<b>3.6%</b>	<b>12</b>	<b>2.7%</b>	<b>59</b>	<b>30/</b>	<b>194</b>	<b>80.2</b>

# DENVER BRONCOS 2021 DEFENSIVE STATISTICS

(based on press box totals)

	PLAYER	TT	UT	AT	Sk.	Yds.	Int.	Yds.	TFL	QBH	PD	FF	FR
1	Kareem Jackson	73	51	22	1	0	1	7	1	0	2	0	0
2	Justin Simmons	64	49	15	0	0	5	76	2	0	12	0	0
3	Ronald Darby	45	35	10	0	0	0	0	1	0	4	0	0
4	Pat Surtain II	43	35	8	0	0	4	70	1	0	12	0	0
5	Kyle Fuller	36	29	7	0	0	0	0	2	0	4	0	0
	Malik Reed	36	19	17	5	36	0	0	3	8	1	2	1
	Shelby Harris	36	17	19	2.5	8.5	0	0	5	7	2	0	0
8	Baron Browning	33	22	11	0	0	0	0	2	1	1	0	0
9	Alexander Johnson	32	20	12	2	26	0	0	2	2	3	0	1
	Justin Strnad	32	19	13	0	0	0	0	0	1	0	0	0
	DeShawn Williams	32	15	17	1	3	0	0	1	5	2	0	0
12	Kenny Young	29	14	15	0	0	0	0	0	0	0	1	0
13	Jonathon Cooper	27	17	10	2	20	0	0	4	5	0	0	1
	Dre'Mont Jones	27	16	11	5.5	37.5	0	0	9	10	1	1	0
15	Shamar Stephen	24	8	16	0	0	0	0	0	3	1	0	0
16	Mike Purcell	23	14	9	0	0	0	0	1	1	1	0	0
17	Bryce Callahan	21	18	3	1	1	0	0	3	0	4	0	0
18	Von Miller	19	10	9	4.5	25	0	0	7	9	0	0	0
19	Caden Sterns	15	13	2	2	12	2	47	2	2	5	0	0
20	Stephen Weatherly	9	5	4	2	18	0	0	4	5	0	0	0
21	Josey Jewell	7	6	1	0	0	0	0	2	0	1	1	0
	Bradley Chubb	7	5	2	0	0	0	0	1	1	0	0	0
23	Micah Kiser	5	2	3	0	0	0	0	0	0	0	0	0
	Curtis Robinson	5	2	3	0	0	0	0	0	1	0	0	0
25	McTelvin Agim	4	2	2	1.5	7	0	0	1	3	1	0	0
	Jonas Griffith	4	2	2	0	0	0	0	0	0	0	0	0
27	Nate Hairston	2	2	0	0	0	0	0	0	0	4	0	0
	Mike Ford	2	2	0	0	0	0	0	0	0	0	0	0
	Aaron Patrick	2	2	0	0	0	0	0	0	0	0	0	0
	Andre Mintze	2	1	1	0	0	0	0	0	0	0	0	0
31	Jonathan Harris	1	1	0	0	0	0	0	0	0	0	0	0
	<b>TOTALS</b>	<b>697</b>	<b>453</b>	<b>244</b>	<b>30</b>	<b>194</b>	<b>12</b>	<b>200</b>	<b>54</b>	<b>64</b>	<b>61</b>	<b>5</b>	<b>3</b>

## SPECIAL TEAMS STATISTICS (based on press box totals)

	PLAYER	TT	UT	AT	FF	FR	BK	BP	TD
1	Mike Ford	4	4	0	0	0	0	0	0
	Tyrie Cleveland	4	3	1	0	0	0	0	0
	Caden Sterns	4	3	1	0	0	0	0	0
	Aaron Patrick	4	1	3	0	0	0	0	0
5	Jacob Bobenmoyer	3	2	1	0	0	0	0	0
6	Justin Strnad	2	2	0	0	0	0	0	0
	P.J. Locke	2	1	1	0	0	0	0	0
	Jonas Griffith	2	0	2	0	1	0	0	0
9	Josey Jewell	1	1	0	0	0	0	0	0
	Micah Kiser	1	1	0	0	0	0	0	0
	Eric Saubert	1	1	0	0	0	0	0	0
	Mike Boone	1	0	1	0	0	0	0	0
	Baron Browning	1	0	1	0	0	0	0	0
	Jonathon Cooper	1	0	1	0	0	0	0	0
	Nate Hairston	1	0	1	0	0	0	0	0
	Barrington Wade	1	0	1	0	0	0	0	0
17	Shelby Harris	0	0	0	0	0	2	0	0
	Dre'Mont Jones	0	0	0	0	0	1	0	0
	<b>TOTALS</b>	<b>33</b>	<b>19</b>	<b>14</b>	<b>0</b>	<b>1</b>	<b>3</b>	<b>0</b>	<b>0</b>

**MIS. TACKLES:** Fant 2, Glasgow 1, Hairston 1, Hinton 1, Massie 1, Saubert 1, Williams 1

**MIS. FUMBLE RECOVERIES:** Okwuegbunam 1, Patrick 1, Williams 1

**MIS. FORCED FUMBLES:** None

**TWO-POINT CONVERSION STOPS:** Team (at Jac., 9/19)

**DEFENSIVE TOUCHDOWNS:** Surtain II (70-yard Int. vs. LAC 11/28)

**BLOCKED PUNTS:** None

**BLOCKED KICKS:** Harris (FG at Cle., 10/21; FG vs. Was., 10/31), Jones (FG vs. Was., 10/31)

## BRONCOS 2021 GAME-BY-GAME PARTICIPATION

	at NYG (9/12)	at Jax. (9/19)	vs. NYJ 9/26)	vs. Bal. (10/3)	at Pit. (10/10)	vs. L.V. (10/17)	at Cle. (10/21)	vs. Was. (10/31)	at Dal. (11/7)	vs. Phi. (11/14)	vs. LAC (11/28)	at K.C. (12/5)	vs. Det. (12/12)	vs. Cin. (12/19)	at L.V. (12/26)	at LAC (1/2)	vs. K.C. (1/9)	P	\$	.	DNP	.	INA	
Agim, McTelvin	INA	INA	INA	P	INA	INA	P	P	P	INA	P	P	INA					6	-	0	-	0	-	7
Anderson, Calvin	P	P	P	P	P	P	P	P	LT	LT	LT	IR	IR					11	-	3	-	0	-	0
Bailey Quinn	PS	PS	PS	PS	PS	PS	PS	PS	PS	P	P	PS	PS					2	-	0	-	0	-	0
Bassey, Essang	PUP	PUP	PUP	PUP	PUP	PUP	PUP	PUP	PUP	INA	P	INA	INA					1	-	0	-	0	-	3
Beck, Andrew	INA	INA	P	P	P	P	P	P	P	P	P	P	P					10	-	0	-	0	-	2
Bobenmoyer, Jacob	P	P	P	P	P	P	P	P	P	P	P	P	P					13	-	0	-	0	-	0
Bolles, Garrett	LT	LT	LT	LT	LT	LT	LT	LT	INA	INA	RC	LT	LT					10	-	10	-	0	-	2
Boone, Mike	IR	IR	IR	IR	IR	P	INA	P	P	INA	P	P	RC					5	-	0	-	0	-	2
Bridgewater, Teddy	QB	QB	QB	QB	QB	QB	QB	QB	QB	QB	QB	QB	QB					13	-	13	-	0	-	0
Brown, John	NWT	NWT	NWT	NWT	NWT	P	P	NWT	NWT	NWT	NWT	NWT	NWT					2	-	0	-	0	-	0
Browning, Baron	P	P	P	INA	P	P	INA	ILB	ILB	ILB	ILB	ILB	ILB					11	-	6	-	0	-	2
Callahan, Bryce	P	P	P	P	CB	P	CB	CB	IR	IR	IR	IR	DNP					8	-	3	-	1	-	0
Chubb, Bradley	INA	WLB	IR	IR	IR	IR	IR	IR	IR	IR	OLB	SLB	SLB					4	-	4	-	0	-	1
Cleveland, Tyrie	PS	PS	PS	PS	P	P	P	P	P	P	INA	NWT	PS					6	-	0	-	0	-	1
Cooper, Jonathon	P	P	P	P	P	P	P	SLB	SLB	SLB	P	P	WLB					13	-	4	-	0	-	0
Crockett, Damarea	P	P	P	P	P	P	P	PS	PS	P	PS	P	P					10	-	0	-	0	-	0
Cushenberry III, Lloyd	C	C	C	C	C	C	C	C	C	C	C	C	C					13	-	13	-	0	-	0
Darby, Ronald	RCB	IR	IR	IR	INA	RCB	RCB	RCB	RCB	RCB	RCB	RCB	RCB					9	-	9	-	0	-	1
Fant, Noah	TE	TE	TE	TE	TE	TE	TE	TE	RC	TE	TE	TE	TE					12	-	12	-	0	-	0
Fleming, Cam	INA	INA	INA	DNP	INA	INA	INA	DNP	P	RT	RT	DNP	DNP					3	-	2	-	4	-	6
Ford, Mike	P	P	P	P	P	IR	IR	IR	P	P	P	P	P					10	-	0	-	0	-	0
Fuller, Kyle	LCB	LCB	LCB	LCB	LCB	P	DNP	P	CB	CB	P	CB	P					12	-	8	-	1	-	0
Glasgow, Graham	RG	INA	RG	INA	RG	RG	RG	RG	RG	IR	IR	IR	IR					7	-	7	-	0	-	2
Gordon III, Melvin	RB	RB	RB	RB	RB	RB	RB	RB	RB	RB	RB	INA	RB					12	-	12	-	0	-	1
Griffith, Jonas	P	P	P	IR	IR	IR	IR	P	P	P	P	P	P					9	-	0	-	0	-	0
Hairston, Nate	P	P	P	P	P	P	P	P	P	P	P	P	P					13	-	0	-	0	-	0
Hamler, KJ	P	WR	WR	IR	IR	IR	IR	IR	IR	IR	IR	IR	IR					3	-	2	-	0	-	0
Harris, Jonathan	PS	PS	PS	PS	PS	PS	PS	PS	P	PS	PS	PS	PS					1	-	0	-	0	-	0
Harris, Shelby	DE	DE	DE	DE	DE	DE	DE	DE	DE	DE	INA	DE	DE					12	-	12	-	0	-	1
Himmelman, Drew	PS	PS	PS	PS	PS	PS	PS	PS	PS	DNP	P	PS	PS					1		0		1		0
Hinton, Kendall	PS	P	P	P	P	P	P	P	P	P	P	P	P					12	-	0	-	0	-	0
Jackson, Kareem	SS	SS	SS	SS	SS	SS	SS	SS	SS	SS	INA	SS	SS					12	-	12	-	0	-	1
Judy, Jerry	WR	IR	IR	IR	IR	IR	IR	P	P	P	WR	WR	WR					7	-	4	-	0	-	0
Jewell, Josey	ILB	ILB	IR	IR	IR	IR	IR	IR	IR	IR	IR	IR	IR					2	-	2	-	0	-	0
Johnson, Alexander	ILB	ILB	ILB	ILB	ILB	ILB	IR	IR	IR	IR	IR	IR	IR					6	-	6	-	0	-	0
Johnson, Jamar	INA	INA	INA	INA	INA	INA	INA	INA	INA	INA	INA	INA	INA					0	-	0	-	0	-	13
Jones, Dre'Mont	DE	DE	DE	DE	P	DE	P	P	P	P	DE	P	P					13	-	6	-	0	-	0
Kiser, Micah	NWT	NWT	P	P	P	P	ILB	IR	IR	IR	IR	IR	P					6	-	1	-	0	-	0
Lock, Drew	DNP	DNP	DNP	P	DNP	DNP	DNP	DNP	RC	RC	P	DNP	DNP					2	-	0	-	9	-	0
Locke, P.J.	P	P	P	P	P	P	P	P	P	P	P	P	RC					12	-	0	-	0	-	0
Martin, Sam	P	P	P	P	P	P	P	P	P	P	P	P	P					13	-	0	-	0	-	0
Massie, Bobby	RT	RT	RT	RT	RT	RT	RT	RT	RT	INA	INA	RT	RT					11	-	11	-	0	-	2
McCain, Mac	NWT	NWT	NWT	NWT	NWT	NWT	NWT	NWT	NWT	INA	NWT	NWT	NWT					0		0		0		1
McManus, Brandon	P	P	P	P	P	P	P	P	P	P	P	P	P					13	-	13	-	0	-	0
Meinerz, Quinn	DNP	DNP	P	LG	P	P	P	P	P	P	RG	RG	RG					11	-	5	-	2	-	0
Miller, Von	SLB	SLB	SLB	SLB	SLB	SLB	SLB	INA	NWT	NWT	NWT	NWT	NWT					7	-	7	-	0	-	0
Mintze, Andre	P	P	P	INA	P	P	IR	IR	IR	IR	IR	IR	IR					5	-	0	-	0	-	1
Moore, David	NWT	NWT	NWT	P	P	INA	PS	PS	PS	NWT	NWT	NWT	NWT					2	-	0	-	0	-	1
Muti, Netane	P	RG	P	RG	P	P	P	RC	RC	P	P	P	P					11	-	2	-	0	-	0
Ojemudia, Michael	IR	IR	IR	IR	IR	IR	IR	IR	IR	IR	IR	IR	INA					0	-	0	-	0	-	1
Okwuegbunam, Albert	P	P	P	TE	IR	IR	IR	TE	TE	TE	P	P	P					10	-	4	-	0	-	0
Patrick, Aaron	NWT	NWT	INA	P	P	INA	INA	P	P	P	P	P	P					8	-	0	-	0	-	3
Patrick, Tim	WR	WR	WR	WR	WR	WR	WR	WR	WR	WR	WR	WR	WR					13	-	13	-	0	-	0
Purcell, Mike	NT	NT	NT	NT	NT	NT	NT	INA	INA	P	NT	INA	NT					10	-	9	-	0	-	3
Reed, Malik	WLB	P	WLB	WLB	WLB	WLB	WLB	WLB	INA	WLB	WLB	WLB	RC					11	-	10	-	0	-	1
Risner, Dalton	LG	LG	LG	INA	LG	LG	LG	LG	LG	LG	LG	LG	LG					12	-	12	-	0	-	1
Rypien, Brett	PS	PS	PS	INA	INA	INA	INA	INA	DNP	DNP	INA	INA	INA					0	-	0	-	2	-	8
Robinson, Curtis	PS	PS	PS	P	PS	PS	P	PS	PS	P	PS	PS	PS					3	-	0	-	0	-	0
Saubert, Eric	P	P	P	P	TE	TE	TE	P	TE	P	P	P	P					13	-	4	-	0	-	0
Schlottmann, Austin	PS	P	PS	P	PS	PS	PS	PS	P	RC	P	P	P					6	-	0	-	0	-	0
Simmons, Justin	FS	FS	FS	FS	FS	FS	FS	FS	FS	FS	FS	FS	FS					13	-	13	-	0	-	0
Spencer, Dontae	P	P	P	P	P	P	P	INA	P	P	P	P	P					12	-	0	-	0	-	1
Stephen, Shamar	P	P	P	P	P	P	P	P	P	P	P	P	P					13	-	0	-	0	-	0
Sterns, Caden	P	P	P	P	P	P	P	P	P	P	SS	P	P					13	-	1	-	0	-	0
Strnad, Justin	P	P	ILB	ILB	ILB	ILB	ILB	P	P	RC	P	P	P					12	-	5	-	0	-	0
Surtain II, Pat	P	RCB	RCB	RCB	RCB	LCB	LCB	LCB	LCB	LCB	LCB	LCB	LCB					13	-	12	-	0	-	0
Sutton, Courtland	WR	WR	WR	WR	WR	WR	WR	WR	WR	WR	WR	WR	p					13	-	12	-	0	-	0
Taumoepenu, Pita	NWT	NWT	NWT	NWT	NWT	NWT	P	PS	PS	PS/RC	PS	PS	PS					1	-	0	-	0	-	0
Vincent Jr., Kary	INA	INA	INA	INA	INA	INA	INA	INA	NWT	NWT	NWT	NWT	NWT					0	-	0	-	0	-	8
Wade, Barrington	PS	PS	PS	PS	PS	PS	P	P	P	PS	PS	PS	PS					3	-	0	-	0	-	0
Weatherly, Stephen	NWT	NWT	NWT	NWT	NWT	NWT	NWT	P	OLB	P	P	P	P					6	-	1	-	0	-	0
Williams, DeShawn	P	P	P	P	P	P	P	NT	NT	NT	DE	NT	DE					13	-	6	-	0	-	0
Williams, Javonte	P	P	P	P	P	P	P	P	P	P	P	RB	P					13	-	1	-	0	-	0
Young, Kenny	NWT	NWT	NWT	NWT	NWT	NWT	NWT	LB	ILB	ILB	ILB	ILB	ILB					6	-	6				

KEY: IR-injured reserve; INA-Inactive; DNP-did not play; NWT-not with team; PS-practice squad; PUP-reserve/PUP; RC-reserve/COVID-19



2021 GAME-BY-GAME STARTERS

## OFFENSE

[illegible]

## DEFENSE

[illegible]

# DENVER BRONCOS 2021 PLAY COUNTS

Quarterbacks												
Name	Pos	G	GS	OffPI	OffPI/G	OffPI%	DefPI	DefPI/G	DefPI%	SpTmPI	SpTmPI/G	SpTmPI%
Teddy Bridgewater	QB	13	13	801	61.6	94.2	0	0.0	0.0	0	0.0	0.0
Drew Lock	QB	2	0	49	24.5	39.8	0	0.0	0.0	0	0.0	0.0
Running Backs												
Name	Pos	G	GS	OffPI	OffPI/G	OffPI%	DefPI	DefPI/G	DefPI%	SpTmPI	SpTmPI/G	SpTmPI%
Javonte Williams	RB	13	1	425	32.7	50.0	0	0.0	0.0	4	0.3	1.3
Melvin Gordon III	RB	12	12	404	33.7	52.3	0	0.0	0.0	0	0.0	0.0
Mike Boone	RB	5	0	24	4.8	6.8	0	0.0	0.0	44	8.8	38.3
Damarea Crockett	RB	10	0	5	0.5	0.8	0	0.0	0.0	154	15.4	62.6
Receivers												
Name	Pos	G	GS	OffPI	OffPI/G	OffPI%	DefPI	DefPI/G	DefPI%	SpTmPI	SpTmPI/G	SpTmPI%
Courtland Sutton	WR	13	12	725	55.8	85.3	0	0.0	0.0	4	0.3	1.3
Tim Patrick	WR	13	13	700	53.8	82.4	0	0.0	0.0	2	0.2	0.6
Noah Fant	TE	12	12	640	53.3	82.9	0	0.0	0.0	0	0.0	0.0
Albert Okwuegbunam	TE	10	4	331	33.1	50.2	0	0.0	0.0	0	0.0	0.0
Jerry Jeudy	WR	7	4	293	41.9	63.4	0	0.0	0.0	0	0.0	0.0
Eric Saubert	TE	13	4	247	19.0	29.1	0	0.0	0.0	224	17.2	72.7
Kendall Hinton	WR	12	0	203	16.9	25.9	0	0.0	0.0	12	1.0	4.2
KJ Hamler	WR	3	2	88	29.3	43.6	0	0.0	0.0	0	0.0	0.0
Andrew Beck	FB/TE	11	0	53	4.8	7.4	0	0.0	0.0	170	15.5	64.4
Diontae Spencer	WR	12	0	48	4.0	6.0	0	0.0	0.0	90	7.5	31.1
Tyrie Cleveland	WR	6	0	26	4.3	6.8	0	0.0	0.0	69	11.5	46.9
David Moore	WR	2	0	23	11.5	19.0	0	0.0	0.0	0	0.0	0.0
John Brown	WR	2	0	12	6.0	9.2	0	0.0	0.0	0	0.0	0.0
Offensive Linemen												
Name	Pos	G	GS	OffPI	OffPI/G	OffPI%	DefPI	DefPI/G	DefPI%	SpTmPI	SpTmPI/G	SpTmPI%
Lloyd Cushenberry III	C	13	13	850	65.4	100.0	0	0.0	0.0	17	1.3	5.5
Dalton Risner	G	12	12	711	59.3	90.1	0	0	0	34	2.8	12.2
Bobby Massie	T	11	11	679	61.7	93.0	0	0.0	0.0	4	0.4	1.5
Garett Bolles	T	10	10	639	63.9	98.0	0	0.0	0.0	35	3.5	14.8
Quinn Meinerz	G/C	11	5	392	35.6	54.8	0	0.0	0.0	35	3.2	13.3
Graham Glasgow	G	7	7	384	54.9	84.4	0	0.0	0.0	24	3.4	14.9
Netani Muti	G	11	2	206	18.7	28.7	0	0.0	0.0	41	3.7	15.4
Calvin Anderson	T	11	3	172	15.6	24.4	0	0.0	0.0	41	3.7	15.5
Cameron Fleming	T	3	2	171	57.0	86.4	0	0.0	0.0	4	1.3	5.6
Quinn Bailey	T	2	0	40	20.0	33.3	0	0.0	0.0	8	4.0	16.7
Austin Schlottmann	G/C	6	0	9	1.5	2.2	0	0.0	0.0	23	3.8	16.2
Defensive Linemen												
Name	Pos	G	GS	OffPI	OffPI/G	OffPI%	DefPI	DefPI/G	DefPI%	SpTmPI	SpTmPI/G	SpTmPI%
Dre'Mont Jones	DE	13	6	0	0.0	0.0	500	38.5	60.8	88	6.8	28.6
Shelby Harris	DE	12	12	0	0.0	0.0	430	35.8	57.2	42	3.5	14.6
DeShawn Williams	DL	13	6	0	0.0	0.0	322	24.8	39.1	52	4.0	16.9
Shamar Stephen	DL	13	0	0	0.0	0.0	280	21.5	34.0	9	0.7	2.9
Mike Purcell	DL	10	9	0	0.0	0.0	275	27.5	43.4	76	7.6	31.1
McTelvin Agim	DL	6	0	0	0.0	0.0	77	12.8	19.1	2	0.3	1.5
Jonathan Harris	DL	1	0	0	0.0	0.0	13	13.0	21.0	4	4.0	17.4
Linebackers												
Name	Pos	G	GS	OffPI	OffPI/G	OffPI%	DefPI	DefPI/G	DefPI%	SpTmPI	SpTmPI/G	SpTmPI%
Malik Reed	OLB	11	10	0	0.0	0.0	575	52.3	82.4	36	3.3	13.7
Jonathon Cooper	OLB	13	4	0	0.0	0.0	372	28.6	45.2	193	14.8	62.7
Baron Browning	ILB	11	6	0	0.0	0.0	332	30.2	48.9	45	4.1	17.4
Von Miller	OLB	7	7	0	0.0	0.0	330	47.1	75.7	0	0.0	0.0
Alexander Johnson	ILB	6	6	0	0.0	0.0	325	54.2	89.0	21	3.5	13.6
Justin Strnad	ILB	12	5	0	0.0	0.0	316	26.3	41.6	120	10.0	42.9
Kenny Young	ILB	6	6	0	0.0	0.0	261	43.5	67.4	0	0.0	0.0
Stephen Weatherly	OLB	6	1	0	0.0	0.0	189	31.5	48.8	27	4.5	20.1
Bradley Chubb	OLB	4	4	0	0.0	0.0	127	31.8	51.4	0	0.0	0.0
Curtis Robinson	ILB	3	0	0	0.0	0.0	84	28.0	40.4	52	17.3	66.7
Josey Jewell	ILB	2	2	0	0.0	0.0	82	41.0	70.1	7	3.5	15.9
Micah Kiser	ILB	6	1	0	0.0	0.0	32	5.3	8.4	89	14.8	58.6
Andre Mintze	OLB	5	0	0	0.0	0.0	25	5.0	8.6	59	11.8	47.6
Jonas Griffith	ILB	9	0	0	0.0	0.0	23	2.6	4.1	119	13.2	59.2
Aaron Patrick	OLB	8	0	0	0.0	0.0	22	2.8	4.2	138	17.3	72.6
Pita Taumoepeanu	OLB	1	0	0	0.0	0.0	1	1.0	1.4	10	10.0	50.0
Barrington Wade	ILB	3	0	0	0.0	0.0	0	0.0	0.0	37	12.3	59.7
Defensive Backs												
Name	Pos	G	GS	OffPI	OffPI/G	OffPI%	DefPI	DefPI/G	DefPI%	SpTmPI	SpTmPI/G	SpTmPI%
Justin Simmons	S	13	13	1	0.1	0.1	819	63.0	99.5	49	3.8	15.9
Pat Surtain II	CB	13	12	0	0.0	0.0	723	55.6	87.8	1	0.1	0.3
Kareem Jackson	S	12	12	0	0.0	0.0	711	59.3	94.5	0	0.0	0.0
Kyle Fuller	CB	12	8	0	0.0	0.0	572	47.7	76.1	0	0.0	0.0
Ronald Darby	CB	9	9	0	0.0	0.0	562	62.4	97.7	1	0.1	0.5
Bryce Callahan	CB	8	3	0	0.0	0.0	334	41.8	66.0	1	0.1	0.5
Caden Sterns	S	13	1	0	0.0	0.0	224	17.2	27.2	116	8.9	37.7
Nate Hairston	CB	13	0	0	0.0	0.0	94	7.2	11.4	202	15.5	65.6
Mike Ford	CB	10	0	0	0.0	0.0	13	1.3	2.1	185	18.5	77.7
P.J. Locke	S	12	0	0	0.0	0.0	8	0.7	1.1	239	19.9	83.6
Essang Bassey	CB	1	0	0	0.0	0.0	0	0.0	0.0	10	10.0	50.0
Special Teams												
Name	Pos	G	GS	OffPI	OffPI/G	OffPI%	DefPI	DefPI/G	DefPI%	SpTmPI	SpTmPI/G	SpTmPI%
Brandon McManus	K	13	0	0	0.0	0.0	0	0.0	0.0	114	8.8	37.0
Jacob Bobenmoyer	LS	13	0	0	0.0	0.0	0	0.0	0.0	101	7.8	32.8
Sam Martin	P	13	0	0	0.0	0.0	0	0.0	0.0	101	7.8	32.8

-OffPI%, DefPI%, and SpTmPI% statistics are in relation to the number of team plays only in games played by that individual player.

-Note that some plays that are negated by penalty are counted in players' participation total. Fake punts/FGs are counted as special teams plays.

## BRONCOS 2021 SEASON GAME-BY-GAME STATISTICS

	at NYG (9/12)	at Jax. (9/19)	vs. NYJ 9/26)	vs. Bal. (10/8)	at Pit. (10/10)	vs. L.V. (10/17)	at Cle. (10/21)	vs. Was. (10/31)	at Dal. (11/7)	vs. Phi. (11/14)	vs. LAC (11/28)	at K.C. (12/5)	vs. Det. (12/12)	vs. Cin. (12/19)	at L.V. (12/26)	at LAC (1/2)	vs. K.C. (1/9)	TOTALS
<b>First Downs</b>																		
Total	24	22	22	15	17	25	15	17	23	17	23	22	25					267
Rushing	4	9	9	5	3	6	3	6	12	5	11	12	14					99
Passing	17	11	10	9	14	18	11	10	9	9	9	10	10					147
Penalty	3	2	3	1	0	1	1	1	2	3	3	0	1					21
<b>Third-Down Efficiency</b>																		
Converted	7	2	4	3	2	5	5	7	8	1	8	4	8					64
Attempts	15	11	11	14	12	14	11	13	15	11	11	14	12					164
Efficiency	46.7%	18.2%	36.4%	21.4%	16.7%	35.7%	45.5%	53.8%	53.3%	9.1%	72.7%	28.6%	66.7%					39.0%
<b>Fourth-Down Efficiency</b>																		
Converted	3	2	0	0	3	1	1	0	0	0	0	3	1					14
Attempts	3	2	0	0	4	3	1	0	0	2	0	6	1					22
Efficiency	100.0%	100.0%	0.0%	0.0%	75.0%	33.3%	100.0%	0.0%	0.0%	0.0%	0.0%	50.0%	100.0%					63.6%
<b>Total Offense</b>																		
Net Yards	420	398	344	254	374	421	223	273	407	308	302	404	358					4486
Plays	66	67	64	59	58	77	49	51	73	55	59	72	65					815
Avg./play	6.4	5.9	5.4	4.3	6.4	5.5	4.6	5.4	5.6	5.6	5.1	5.6	5.5					5.5
<b>Rushing</b>																		
Net Yards	165	96	121	106	106	112	41	83	190	96	147	154	184					1601
Attempts	28	30	37	17	18	23	14	21	41	18	33	31	39					350
Avg./rush	5.9	3.2	3.3	6.2	5.9	4.9	2.9	4.0	4.6	5.3	4.5	5.0	4.7					4.6
TFL - yds.	3-4	2-7	6-10	2-4	2-5	0-0	0-0	1-1	5-12	1-4	2-3	2-2	3-3					29-55
<b>Passing</b>																		
Net Yards	255	302	223	148	268	309	182	190	217	212	155	250	174					2885
Sacks	2	3	2	5	2	5	2	4	4	1	1	1	1					33
Yds. Lost	9	26	12	30	20	25	5	23	32	14	0	7	5					208
Gross Yds.	264	328	235	178	288	334	187	213	249	226	155	257	179					3093
Attempts	36	34	25	37	38	49	33	26	28	36	25	40	25					432
Compl.	28	26	19	19	24	35	23	19	19	22	15	22	18					289
Pct.	77.8%	76.5%	76.0%	51.3%	63.2%	71.4%	69.7%	73.1%	67.9%	61.1%	60.0%	55.0%	72.0%					66.9%
Int.	0	0	0	1	3	1	0	0	0	0	1	2	0					9
Avg./play	6.7	8.2	8.3	3.5	6.7	5.7	5.2	6.3	6.8	5.7	6.0	6.1	6.7					6.3
<b>Kickoffs</b>																		
No.	6	6	7	2	5	5	3	4	7	4	5	3	6					63
In End Zone-TB	6-4	6-4	6-6	2-2	4-3	4-4	3-2	4-4	7-5	4-4	5-5	2-2	6-6					59-51
<b>Punts</b>																		
No.	2	4	3	10	4	4	4	3	3	4	3	3	3					50
Yards	78	180	122	491	176	164	202	135	94	212	125	160	130					2269
Avg.	39.0	45.0	40.7	49.1	44.0	41.0	50.5	45.0	31.3	53.0	41.7	53.3	43.3					45.4
Net Avg.	38.0	44.5	40.7	38.7	44.0	39.8	47.3	41.0	31.3	50.8	41.7	49.0	44.7					42.3
Had Blocked	0	0	0	0	0	0	0	0	0	0	0	0	0					0
Kicks, Had Blocked	0	0	0	0	0	0	0	0	0	1	0	0	0					1
Field Goals-PATs	2-3	3-2	4-2	0-1	2-1	1-3	0-2	1-2	3-1	2-1	0-4	1-0	1-5					20-27
<b>Punt Returns</b>																		
No.	2	2	2	2	2	0	2	1	1	2	2	3	2					23
Yards	24	29	16	13	26	0	16	15	1	27	13	6	13					199
Avg.	12.0	14.5	8.0	6.5	13.0	0.0	8.0	15.0	1.0	13.5	6.5	2.0	6.5					8.7
<b>Kickoff Returns</b>																		
No.	0	0	0	2	2	4	3	0	2	0	1	2	0					16
Yards	0	0	0	36	40	66	56	0	24	0	7	44	0					273
Avg.	0.0	0.0	0.0	18.0	20.0	16.5	18.7	0.0	12.0	0.0	7.0	22.0	0.0					17.1
<b>Interception Returns</b>																		
No.	0	2	2	0	0	0	0	2	1	1	2	1	1					12
Yards	0	7	81	0	0	0	0	24	1	17	70	0	0					200
Avg.	0.0	3.5	40.5	0.0	0.0	0.0	0.0	12.0	1.0	17.0	35.0	0.0	0.0					16.7
<b>Penalties</b>																		
No.	5	10	6	4	7	6	2	4	5	4	5	5	2					65
Yds. Lost	51	101	50	25	67	53	15	35	37	29	35	37	18					553
<b>Fumbles</b>																		
No.	1	0	1	0	0	1	0	1	0	2	1	2	0					9
Lost	1	0	1	0	0	1	0	1	0	1	0	1	0					6
<b>Touchdowns</b>																		
Total TDs	3	2	2	1	2	3	2	2	3	1	4	1	5					31
Rush	1	0	2	0	0	0	0	1	2	1	2	0	3					12
Pass	2	2	0	1	2	3	2	1	1	0	1	1	2					18
Returns	0	0	0	0	0	0	0	0	0	0	1	0	0					1
Fumble Returns	0	0	0	0	0	0	0	0	0	0	0	0	0					0
Interception Returns	0	0	0	0	0	0	0	0	0	0	1	0	0					1
<b>Extra Points</b>																		
Made-Attempts	3-3	2-2	2-2	1-1	1-2	3-3	2-2	2-2	2-3	1-1	4-4	0-1	5-5					28-31
Kicking Md.-Att.	3-3	2-2	2-2	1-1	1-1	3-3	2-2	2-2	1-2	1-1	4-4	0-0	5-5					27-28
Rushing Md.-Att.	0-0	0-0	0-0	0-0	0-0	0-0	0-0	0-0	0-0	0-0	0-0	0-0	0-0					0-0
Passing Md.-Att.	0-0	0-0	0-0	0-0	0-1	0-0	0-0	0-0	1-1	0-0	0-0	0-1	0-0					1-3
<b>Field Goals</b>																		
Made-Attempts	2-2	3-3	4-4	0-0	2-2	1-1	0-0	1-2	3-4	2-3	0-0	1-1	1-1					20-23
<b>Red Zone Efficiency</b>																		
Scored-Attempts	2-5	2-4	2-5	1-2	1-3	2-3	2-2	2-2	2-3	1-5	3-3	1-3	5-5					26-45
Efficiency	40.0%	50.0%	40.0%	50.0%	33.3%	66.7%	100.0%	100.0%	67.0%	20.0%	100.0%	33.0%	100.0%					57.8%
<b>Goal-to-Go Efficiency</b>																		
Scored-Attempts	1-1	0-2	2-4	1-1	1-3	2-3	2-2	0-0	2-2	1-3	3-3	0-0	3-3					18-27
Efficiency	100.0%	0.0%	50.0%	100.0%	33.3%	66.7%	100.0%	0.0%	100.0%	33.0%	100.0%	0.0%	100.0%					66.7%
<b>Safeties</b>																		
Total Points	27	23	26	7	19	24	14	17	30	13	28	9	38					275
Time of Poss. Avg.	35:08	38:52	35:47	26:53	26:58	34:33	23:09	28:10	41:12	25:02	29:37	33:30	32:07					31:37

# OPPONENTS 2021 SEASON GAME-BY-GAME STATISTICS

	at NYG (9/12)	at Jax. (9/19)	vs. NYJ 9/26)	vs. Bal. (10/8)	at Pit. (10/10)	vs. L.V. (10/17)	at Cle. (10/21)	vs. Was. (10/31)	at Dal. (11/7)	vs. Phi. (11/14)	vs. LAC (11/28)	at K.C. (12/5)	vs. Det. (12/12)	vs. Cin. (12/19)	at L.V. (12/26)	at LAC (1/2)	vs. K.C. (1/9)	TOTALS
<b>First Downs</b>																		
Total	19	12	11	20	19	16	23	21	14	22	20	15	17					229
Rushing	3	3	1	6	5	4	12	6	2	12	3	7	7					71
Passing	13	6	10	14	12	11	11	14	11	10	15	8	9					144
Penalty	3	3	0	0	2	1	0	1	1	0	2	0	1					14
<b>Third-Down Efficiency</b>																		
Converted	6	4	4	7	7	4	9	5	5	6	7	5	5					74
Attempts	12	11	13	17	12	11	15	14	13	13	14	12	14					171
Efficiency	50.0%	36.4%	30.8%	41.2%	58.3%	36.4%	60.0%	35.7%	38.5%	46.2%	50.0%	41.7%	35.7%					43.3%
<b>Fourth-Down Efficiency</b>																		
Converted	1	1	0	0	0	0	1	1	0	0	1	0	3					8
Attempts	3	1	2	0	0	0	1	5	4	0	2	0	5					23
Efficiency	33.3%	100.0%	0.0%	0.0%	0.0%	0.0%	100.0%	20.0%	0.0%	0.0%	50.0%	0.0%	60.0%					34.8%
<b>Total Offense</b>																		
Net Yards	314	189	162	406	391	426	376	342	290	386	357	267	316					4222
Plays	59	50	53	70	61	52	67	68	57	64	64	54	62					781
Avg./play	5.3	3.8	3.1	5.8	6.4	8.2	5.6	5.0	5.1	6.0	5.6	4.9	5.1					5.4
<b>Rushing</b>																		
Net Yards	60	75	43	102	147	86	182	112	78	216	72	89	118					1380
Attempts	20	16	13	30	35	23	33	24	16	39	17	24	21					311
Avg./rush	3.0	4.7	3.3	3.4	4.2	3.7	5.5	4.7	4.9	5.5	4.2	3.7	5.6					4.4
TFL - yds.	2-3	1-1	1-7	3-4	4-7	0-0	1-2	0-0	2-3	3-11	1-1	1-4	2-6					21-49
<b>Passing</b>																		
Net Yards	254	114	119	304	244	340	194	230	212	170	285	178	198					2842
Sacks	2	1	5	3	1	2	1	5	2	2	3	1	2					30
Yds. Lost	13	4	41	12	9	1	5	40	20	8	18	6	17					194
Gross Yds.	267	118	160	316	253	341	199	270	232	178	303	184	215					3036
Attempts	37	33	35	37	25	27	33	39	39	23	44	29	39					440
Compl.	22	14	19	22	15	18	21	24	19	16	28	15	24					257
Pct.	59.5%	42.4%	54.2%	59.5%	60.0%	66.7%	63.6%	61.5%	48.7%	69.6%	63.6%	51.7%	61.5%					58.4%
Int.	0	2	2	0	0	0	0	2	1	2	1	2	1					12
Avg./play	6.5	3.4	3.0	7.6	9.4	11.7	5.7	5.2	5.2	6.8	6.1	5.9	4.8					6.3
<b>Kickoffs</b>																		
No.	2	3	1	5	6	7	4	3	3	7	3	6	3					53
In End Zone-TB	2-2	2-2	1-1	3-3	5-4	5-3	1-1	3-3	0-0	7-7	2-2	5-4	3-3					39-35
<b>Punts</b>																		
No.	3	4	6	7	2	4	3	1	4	3	3	4	2					46
Yards	162	227	280	335	119	228	155	66	194	154	136	190	106					2352
Avg.	54.0	56.8	46.7	47.9	59.5	57.0	51.7	66.0	48.5	51.3	45.3	47.5	53.0					51.1
Net Avg.	39.3	49.5	44.0	41.9	46.5	47.0	46.3	51.0	38.3	42.3	41.0	46.0	46.5					44.0
Had Blocked	0	0	0	0	0	0	0	0	0	0	0	0	0					0
Kicks, Had Blocked	0	0	0	0	0	0	1	2	0	0	0	0	0					3
Field Goals-PATs	0-1	0-1	0-0	3-2	2-3	2-4	1-2	1-1	0-0	3-3	0-1	3-1	1-1					16-20
<b>Punt Returns</b>																		
No.	1	1	0	3	1	1	2	1	2	2	0	2	1					17
Yards	2	2	0	64	0	5	13	12	0	9	0	13	-4					116
Avg.	2.0	2.0	0.0	21.3	0.0	5.0	6.5	12.0	0.0	4.5	0.0	6.5	-4.0					6.8
<b>Kickoff Returns</b>																		
No.	2	2	1	0	2	0	1	0	2	0	0	0	0					10
Yards	66	120	21	0	35	0	26	0	89	0	0	0	0					357
Avg.	33.0	60.0	21.0	0.0	17.5	0.0	26.0	0.0	44.5	0.0	0.0	0.0	0.0					35.7
<b>Interception Returns</b>																		
No.	0	0	0	1	1	3	1	0	0	0	1	2	0					9
Yards	0	0	0	0	0	41	0	0	0	0	5	88	0					134
Avg.	0.0	0.0	0.0	0.0	0.0	13.7	0.0	0.0	0.0	0.0	5.0	46.0	0.0					14.9
<b>Penalties</b>																		
No.	4	7	8	6	8	6	9	4	5	7	9	7	6					86
Yds. Lost	48	70	89	55	59	54	60	29	38	89	75	60	53					779
<b>Fumbles</b>																		
No.	1	0	0	0	1	1	0	2	2	2	0	0	1					10
Lost	1	0	0	0	1	0	0	0	1	0	0	0	1					4
<b>Touchdowns</b>																		
Total TDs	2	2	0	2	3	4	2	1	2	3	2	2	1					26
Rush	1	0	0	1	1	2	1	0	0	0	0	1	0					7
Pass	1	1	0	1	2	2	1	1	2	2	2	0	1					16
Returns	0	1	0	0	0	0	0	0	0	0	0	0	0					1
Fumble Returns	0	0	0	0	0	0	0	0	0	1	0	0	0					1
Interception Returns	0	0	0	0	0	0	0	0	0	0	0	1	0					1
<b>Extra Points</b>																		
Made-Attempts	1-1	1-2	0-0	2-2	2-2	4-4	2-2	1-1	2-2	3-3	1-2	1-2	1-1					21-24
Kicking Md.-Att.	1-1	1-2	0-0	2-2	2-2	4-4	2-2	1-1	0-0	3-3	1-1	1-2	1-1					19-21
Rushing Md.-Att.	0-0	0-0	0-0	0-0	0-0	0-0	0-0	0-0	2-2	0-0	0-0	0-0	0-0					2-2
Passing Md.-Att.	0-0	0-0	0-0	0-0	0-0	0-0	0-0	0-0	0-0	0-0	0-1	0-0	0-0					0-1
<b>Field Goals</b>																		
Made-Attempts	0-0	0-2	0-0	2-2	2-2	2-3	1-2	1-3	0-0	3-3	0-1	3-3	1-1					15-22
<b>Red Zone Efficiency</b>																		
Scored-Attempts	1-3	0-0	0-0	1-3	2-2	2-3	2-3	0-2	2-2	1-3	2-3	1-2	1-3					15-29
Efficiency	33.3%	0.0%	0.0%	33.3%	100.0%	66.7%	66.7%	0.0%	100.0%	33.0%	66.7%	50.0%	33.0%					51.7%
<b>Goal-to-Go Efficiency</b>																		
Scored-Attempts	1-2	0-0	0-0	0-1	1-1	2-3	2-2	0-0	2-2	1-2	0-0	1-1	0-1					10-15
Efficiency	50.0%	0.0%	0.0%	0.0%	100.0%	66.7%	100.0%	0.0%	100.0%	50.0%	0.0%	100.0%	0.0%					66.7%
Safeties	0	0	0	0	0	0	0	0	0	0	0	0	0					0
Total Points	13	13	0	23	27	34	17	10	16	30	13	22	10					228
Time of Poss. Avg.	24:52	21:08	24:13	33:07	33:02	25:27	36:51	31:50	18:48	34:58	30:23	26:30	27:53					28:23