

# ARIZONA CARDINALS

WEEK 5  
GAME RELEASE  
#AZvsCIN



## ARIZONA CARDINALS VS. CINCINNATI BENGALS

Paul Brown Stadium | October 6, 2019 | 10:00 AM



### THIS WEEK'S PREVIEW

The Cardinals travel to Cincinnati this week for Arizona's first game at Paul Brown Stadium since 2011. Having won three of the last four against the Bengals, Arizona travels to Cincy looking to even up the all-time series, which the Bengals currently lead 6-5.

The majority of the meetings between these franchises have taken place on the Bengals home field. This week's game marks Arizona's eighth road trip in 12 all-time matchups in the series. The home team has won 10 of the 11 contests, with the lone exception being the Cardinals 35-27 victory at Paul Brown Stadium in 2007.

Historically, matchups between these two teams have been decided by narrow margins, with five of the last six meetings determined by eight points or fewer. In the 11 combined games between the two teams, Cincinnati holds a three-point advantage over Arizona (274-271).

The last time Arizona and Cincinnati squared off was in Week 11 of the 2015 season on Sunday Night Football. In that contest the Cardinals overcame an early deficit to take the lead, only to have the Bengals tie the game with a minute remaining in regulation. Arizona drove down the field quickly on its final possession and kicked a game-winning FG as time expired for a 34-31 victory.

Although the Cardinals and Bengals don't meet often, one Arizona defender knows this week's opponent well. Sunday's game will mark LB **Terrell Suggs'** 29th career matchp against Cincinnati and his 14th at Paul Brown Stadium. The NFL's active sacks leader, Suggs has recorded 12.5 of his 136.0 career sacks against the Bengals. Six of those sacks have been of Cincinnati QB Andy Dalton.

Another Arizona player who has had success against the Bengals is WR **Larry Fitzgerald**. In three career games against Cincy, he has 22 receptions for 288 yards and two TDs. In two games at Paul Brown Stadium, Fitzgerald has 14 receptions for 198 yards and two TDs.

Both the Cardinals and Bengals are coming off home losses in Week 4, as Arizona fell 27-10 to Seattle and Cincinnati was defeated 27-3 by the Steelers on Monday Night Football.

Highlighting Week 4 for Arizona was Fitzgerald, who passed Hall of Fame TE Tony Gonzalez for second place on the NFL's all-time receptions list. Former QB **Carson Palmer** became the 18<sup>th</sup> member of the Cardinals Ring of Honor in a ceremony at halftime.

Next week, the Cardinals return to State Farm Stadium to face the Falcons in the sixth meeting between the two teams in the last eight seasons. Cincinnati will travel to Baltimore for an AFC North showdown against the Ravens.

### GAME RELEASE INDEX

Page	Contents
2	Cards-Bengals Series Info
3	By The Numbers / What To Look For / Week 5 Schedules
4	<b>Larry Fitzgerald</b> Passes Gonzalez for #2 all-time / Where Fitz Ranks
5	<b>Kyler Murray</b> Highlights
6	<b>Terrell Suggs</b> Highlights / <b>Jordan Hicks</b> Highlights / Fumble Totals
7	<b>Chandler Jones</b> Highlights / <b>Budda Baker</b> Among DB Leaders
8	<b>David Johnson</b> Highlights / Cards Rookies in '19 / Offense Improves
9	Cardinals in the Community
10	NFL 100 / Cardinals History in NFL
11	<b>Kliff Kingsbury</b> Highlights
12	The Coordinators ( <b>Vance Joseph</b> , <b>Jeff Rodgers</b> , <b>Tom Clements</b> )
13	Assistant Coach Breakdown & Headshots
14	<b>Michael Bidwill</b> Highlights / State Farm Stadium / <b>C. Palmer</b> ROH
15-17	<b>Fitzgerald</b> Career Highlights
18	Rookie Defenders <b>Allen &amp; Murphy</b> / Special Teams Highlights

### ARIZONA CARDINALS - 2019 SCHEDULE

Date	Opponent	Regular Season Location	AZ Time
Sep. 8	DETROIT	State Farm Stadium	T, 27-27
Sep. 15	@ Baltimore	M&T Bank Stadium	L, 23-17
Sep. 22	CAROLINA	State Farm Stadium	L, 38-20
Sep. 29	SEATTLE	State Farm Stadium	L, 27-10
Oct. 6	@ Cincinnati	Paul Brown Stadium	10:00 AM
Oct. 13	ATLANTA	State Farm Stadium	1:05 PM
Oct. 20	@ N.Y. Giants*	MetLife Stadium	10:00 AM
Oct. 27	@ New Orleans*	Mercedes-Benz Superdome	10:00 AM
Oct. 31	SAN FRANCISCO#	State Farm Stadium	5:20 PM
Nov. 10	@ Tampa Bay*	Raymond James Stadium	11:00 AM
Nov. 17	@ San Francisco*	Levi's Stadium	2:05 PM
	-BYE-		
Dec. 1	L.A. RAMS*	State Farm Stadium	2:05 PM
Dec. 8	PITTSBURGH*	State Farm Stadium	2:25 PM
Dec. 15	CLEVELAND*	State Farm Stadium	2:05 PM
Dec. 22	@ Seattle*	CenturyLink Field	2:25 PM
Dec. 29	@ L.A. Rams*	L.A. Memorial Coliseum	2:25 PM

# FOX/NFL Network Thursday Night Football

\* Subject to flexible scheduling decisions

### FITZGERALD #2 ALL-TIME WITH 1,326 CAREER CATCHES

With five receptions against the Seahawks last week, WR **Larry Fitzgerald** (1,326) passed Hall of Fame TE Tony Gonzalez (1,325) for second place on the NFL's all-time receptions list behind only Hall of Fame WR Jerry Rice (1,549). Rice was on hand at State Farm Stadium last week as Fitz moved up the all-time list.



-- See page 4 for more info on #11's climb up the NFL's all-time lists --

### THIS WEEK'S HIGHLIGHTS

- This week's game marks the 12<sup>th</sup> all-time matchup between the Cardinals and Bengals. Of those 12 matchups, eight will have taken place in Cincinnati.
- This week's matchup features two first-time NFL head coaches in **Kliff Kingsbury** and **Zac Taylor**. Both were former college QBs who were named Big 12 Offensive Player of the Year as seniors.
- Sunday's game will feature three players who were named Cardinals High School Player of the Year during their prep career: Cardinals CB **Byron Murphy** (2015) and RB **D.J. Foster** (2011) and Bengals QB **Ryan Finley** (2012).
- LB **Jordan Hicks** - who starred at Lakota West High School in Cincinnati - returns to Ohio as the league's leading tackler in 2019. Hicks has 48 tackles this season and is the only player in the NFL with 10+ tackles in all four games.
- LB **Terrell Suggs** recorded 1.5 sacks against the Seahawks last week, giving him 136.0 sacks for his career. Suggs enters Sunday's game with more career sacks against the Bengals (12.5) than any player in NFL history.
- Arizona leads the NFL with 10 forced fumbles in 2019. The Cardinals have five "strip-sacks" of opposing QBs this season, which ranks second behind only Houston (7).

### BROADCAST INFORMATION



**Television:** FOX / **Play-By-Play:** Thom Brennaman **Analyst:** Chris Spielman **Sideline:** Shannon Spake  
**Cardinals Radio:** Arizona Sports 98.7 FM / **Play-By-Play:** Dave Pasch **Analyst:** Ron Wolfley **Sideline:** Paul Calvisi  
**Cardinals Spanish Radio:** TU-DN Phoenix 105.1 FM / **Play-By-Play:** Gabriel Trujillo **Analyst:** Rolando Cantu





## CARDS-BENGALS CONNECTIONS

### Bengals Connections

Cardinals Defensive Coordinator **Vance Joseph** was the Bengals DBs coach from 2014-15, helping the Bengals to back-to-back postseason appearances. During those two seasons the Bengals led the NFL with 41 INTs and were the only team to post more INTs than TDs allowed (36) in that span.

Cardinals OL **Clinton McDonald** was drafted by the Bengals in the seventh round of the 2010 NFL Draft and played eight games for the team during his rookie campaign.

Cardinals WR **Pharoh Cooper** was signed by the Bengals in September and played in one game with Cincinnati (Week 1 @ Sea) earlier this season.

Cardinals OL **Justin Murray** signed with the Bengals late in the 2017 season and spent the 2018 offseason with Cincinnati.

### Cardinals Connections

Bengals D-Line coach **Nick Eason** played 32 games for the Cardinals from 2011-12.

Bengals OT **Andre Smith** played eight games for the Cardinals during the 2018 season.

Bengals Asst. Strength and Conditioning coach **Garrett Swanson** played the 2016 preseason with the Cardinals after signing with the team as an undrafted rookie free agent.

### Cincinnati/Ohio Connections

Cardinals LB **Jordan Hicks** and OL **Justin Murray** both hail from Cincinnati. Hicks was named Gatorade's Ohio High School Player of the year in 2009, and Murray attended the University of Cincinnati from 2011-15.

Cardinals WR **Andy Isabella** (Mayfield), LBs coach **Bill Davis** (Youngstown) and Video Director **Jeff Wallo** (Youngstown) are Ohio natives. Davis was a QB and WR at the University of Cincinnati from 1985-88 and went on to coach at Ohio State from 2016-18.

Cardinals Asst. WRs coach **Peter Badovinac** (2018), LBs coach **Bill Davis** (2016-18) and Offensive Assistant **Jerry Sullivan** (1991) all coached at Ohio State.

Cardinals Head Athletic Trainer **Tom Reed** was as an assistant athletic trainer at Miami (OH) University from 1996-99.

### Arizona Connections

Bengals QB **Ryan Finley** attended Paradise Valley (Phoenix, AZ) High School where he earned first-team All-State honors after leading the state in passing with 3,442 yards and 35 TDs as a senior in 2012.

Bengals DT **Renell Wren** played at Arizona State from 2014-18 and earned honorable mention All-Pac 12 honors in 2018.

Bengals Offensive Assistant **Brad Kragthorpe** was born in Flagstaff.

### High School Connections

Cardinals practice squad TE **Darrell Daniels** and Bengals RB **Joe Mixon** played together at Freedom (Oakley, CA) High School.

### College/Pro Connections

Cardinals S **Budda Baker** (2014-16), TE **Darrell Daniels** (2013-16) and LB **Ezekiel Turner** (2015-17) played with Bengals WR **John Ross III** (2013-16) and TE **Drew Sample** (2015-18) at Washington. Sample also played for the Huskies with Cardinals CB **Byron Murphy** (2017-18).

Cardinals WR **Christian Kirk** (2015-17) played with Bengals RB **Trayveon Williams** (2016-18) at Texas A&M.

Cardinals OL **Justin Pugh** (2013-17) played for the Giants with Bengals OT **Bobby Hart** (2015-17), G **John Jerry** (2014-17) and DE **Kerry Wynn** (2014-17).

Cardinals TE **Charles Clay** (2015-18) and OL **Jordan Mills** (2015-18) played in Buffalo with Bengals LB **Preston Brown** (2014-17), OT **Cordy Glenn** (2012-17) and G **John Miller** (2015-18).

Cardinals K **Zane Gonzalez** (2013-16) and RB **D.J. Foster** (2012-15) played with Bengals DT **Renell Wren** (2014-18) at ASU.

Cardinals D-Line coach **Chris Achuff** was Bengals DT **Andrew Billings'** position coach at Baylor from 2013-15.

Cardinals LB **Jordan Hicks** (2010-14) and Bengals C/G **Trey Hopkins** (2010-13) played together at Texas.

Cardinals OL **Mason Cole** (2014-17) played with Bengals DT **Ryan Glasgow** (2012-16) at Michigan.

Cardinals CB **Chris Jones** (2015-17) and Bengals TE **Cethan Carter** (2013-16) were teammates at Nebraska.

Cardinals LB **Brooks Reed** (2011-14) played for the Texans with Bengals K **Randy Bullock** (2013-15).

Bengals Senior Defensive Assistant **Mark Duffner** (2012-16) and Cardinals Offensive Assistant **Jerry Sullivan** (2012-16) worked on the Jaguars coaching staff together.

Cardinals LS **Aaron Brewer** (2012-15) and Bengals TEs coach **James Casey** (2015) played in Denver while Cardinals Asst. Head Coach/Special Teams Coordinator **Jeff Rodgers** (2011-15) and Bengals Offensive Coordinator **Brian Callahan** (2010-15) were on the Broncos staff.

## CARDS VS. BENGALS - SERIES BREAKDOWN

This Sunday's matchup between the Cardinals and Bengals represents the 12<sup>th</sup> all-time meeting between the two teams and first since 2015. Arizona enters this week's game having won three of the last four against Cincinnati and will look to even up the all-time series, which the Bengals currently lead 6-5.

The Cardinals are making their first trip to Cincinnati since 2011 but the majority of the meetings between these franchises have taken place on the Bengals home field. This week's game marks Arizona's eighth road trip in 12 all-time matchups against Cincinnati.

The home team has won 10 of the 11 contests in this series, with the lone exception being the Cardinals 35-27 victory at Paul Brown Stadium in 2007.

The series between the Cardinals and Bengals has featured a significant number of close games, with five of the last six meetings decided by eight points or fewer. In the 11 combined games between the two teams, Cincinnati holds a three-point advantage over Arizona (274-271).

### CARDS-BENGALS REGULAR SEASON SERIES

- Overall Regular Season Series: 5-6
- Cardinals on the Road at CIN: 1-6
- First Meeting: 11/25/73 @ Cin, L, 24-42
- Last Meeting: 11/22/15 vs. Cin, W, 34-31 (SNF)
- Last Cardinals Road Win: 11/18/07 @ Cin, W, 35-27

## THE HEAD COACHES

Kliff Kingsbury



0-3-1	Overall Record	0-4-0
0-3-1	Regular Season Record	0-4-0
0-0	Playoff Record	0-0
1 <sup>st</sup>	Years as NFL Head Coach	1 <sup>st</sup>
1 <sup>st</sup>	Years with Team	1 <sup>st</sup>

Zac Taylor




Cardinals head coach **Kliff Kingsbury** and Bengals head coach **Zac Taylor** were both hired as first-time NFL head coaches this offseason. The pair have much more in common than being among the six first-time NFL head coaches hired in 2019.

- Both began their coaching careers in 2008 - Kingsbury as an offensive quality control coach at Houston and Taylor as a grad assistant at Texas A&M.
- Both were star QBs at the college level and each was named Big 12 Offensive Player of the Year: Kingsbury at Texas Tech in 2002; Taylor at Nebraska in 2006. Kingsbury was drafted by the Patriots in the sixth round (201<sup>st</sup> overall) in 2003. Taylor signed with the Buccaneers as a rookie free agent in 2007.
- Kingsbury set 39 school and 17 NCAA records at Texas Tech, throwing for 12,423 yards and 95 TDs. Taylor led the Cornhuskers to a 9-3 record and an appearance the Big 12 Championship Game in '06.
- Both have earned reputations for their work with young QBs. Kingsbury tutored six future NFL quarterbacks during his college tenure, a list includes first-round selections **Patrick Mahomes**, **Baker Mayfield** and **Johnny Manziel** as well as **Case Keenum**, **Davis Webb** and **Nic Shimonek**. Taylor was tasked with the development of first-round picks in both Miami (**Ryan Tannehill**) and Los Angeles (**Jared Goff**).

## THE LOCAL STARS


The rosters of both the Cardinals and Bengals feature players who starred at high schools in the opposing franchise's home state.

Arizona LB **Jordan Hicks** - the NFL's leading tackler in 2019 - attended Lakota West High School in Cincinnati where he was a prep All-American and two-time first-team All-State selection at LB. Following his senior season in 2009, Hicks was named the Butkus Award winner as the nation's top LB and Gatorade's Ohio High School Player of the Year.



He was also named a USA Today, EA Sports and PARADE first-team All-American selection that year. Hicks posted 216 tackles, 8.5 sacks, 36 tackles for loss, three forced fumbles, four INTs, 10 passes defended and a TD over his final three seasons. Hicks also lettered in basketball at Lakota, setting district records for most varsity basketball games played (87) and total steals (170).

Bengals rookie QB **Ryan Finley** (pictured bottom-right receiving HSPDY Award at Cardinals game in 2012) starred at Paradise Valley High School, where he was named Arizona Cardinals High School Player of the Year and first-team All-State as a senior in '12.



He completed 270-of-424 passes for the Trojans that year, leading the state of Arizona with 3,442 passing yards. He threw for 35 TDs and also rushed 96 times for 282 yards and four scores during his final prep campaign when he led Paradise Valley to the state playoffs.



## BY THE NUMBERS

**139**

Consecutive sellouts at State Farm Stadium (including preseason and postseason). The Cardinals have sold out every game played at the stadium since it opened in 2006.

**1,326**

Career receptions for WR Larry Fitzgerald, who last week passed Hall of Fame TE Tony Gonzalez (1,325) for second place on the NFL's all-time receptions list. Fitzgerald also ranks #2 all-time in receiving yards (16,579) and #6 all-time in TD receptions (118).

**2**

Receiving TDs for Fitzgerald in two career games at Paul Brown Stadium. He has one TD in each game played on the Bengals home field. Fitzgerald also had 198 receiving yards in those two games at Paul Brown Stadium.

**12.5**

Sacks for Suggs in 28 games against the Bengals. He has more sacks against the Bengals than any other player in NFL history.

**136.0**

Career sacks for Suggs. With 1.5 sacks against the Seahawks last week, he tied Jared Allen for 11<sup>th</sup> place on the NFL's all-time sacks list.

**6.0**

Sacks for Suggs in 12 career games against Bengals QB Andy Dalton. The only QB Suggs has sacked more times in his career is Pittsburgh's Ben Roethlisberger (12.0).

**2008**

Year that both Cardinals head coach Kliff Kingsbury and Bengals head coach Zac Taylor began their coaching careers. Kingsbury began as an offensive quality control coach at the University of Houston and Taylor started as a grad assistant at Texas A&M.

**3**

Players on the Arizona and Cincinnati combined rosters that were named Cardinals High School Player of the Year during their prep career: AZ CB Byron Murphy (2015) and RB D.J. Foster (2011) and Cin QB Ryan Finley (2012).

**48**

Tackles for LB Jordan Hicks through four games. Hicks leads the NFL in tackles this season and is the only player in the league with 10+ tackles in all four games played.

**2**

Forced fumbles for Hicks through four games. Entering this year, Hicks had just one forced fumble in his first four NFL seasons (spanning 43 games). That forced fumble came in his second-ever game during his rookie season in 2015.

**44.0**

Sacks for LB Chandler Jones in 52 career games with the Cardinals. Since being acquired by Arizona in a trade with New England in 2016, Jones has 3.5 more sacks than any other player in the NFL.

**10**

Forced fumbles for the Cardinals defense/special teams this season. That total leads the NFL. Three Arizona players - LBs Chandler Jones (3), Terrell Suggs (2) and Jordan Hicks (2) - are among the 10 players with at least two forced fumbles this season.

**106**

Completions for Murray this season, which is the most in NFL history in a player's first four career games.

**96**

Rushing yards for Murray in the last two games, including his first career rushing TD (9 yards) last week vs. Seattle. Murray rushed for 17 yards in the Cardinals first two games combined.

**67**

Receptions for second-year WR Christian Kirk in his first 16 career games. In franchise history, only Anquan Boldin (101 in 2003) and Sonny Randle (77 from 1959-60) had more receptions in their first 16 career games.

**46**

Career TDs (32 rushing, 13 receiving, 1 KOR) for RB David Johnson, which is tied with WR Mel Gray for seventh on the franchise all-time list for career TDs.

**26**

Games in which Johnson has posted 100+ yards for scrimmage during his career. He finished last week's game vs. Seattle with 139 total yards (99 receiving, 40 rushing). Dating back to 2015, only four active players have more games with 100+ scrimmage yards: Julio Jones (32), Ezekiel Elliott (31), Todd Gurley (29) and LeSean McCoy (28).

**11**

Rookies on the Cardinals current active roster, which is tied for the second-highest total in the NFL behind only Oakland (13). Arizona has had nine rookies appear in a game this season, including five who have started at least one game.

## PALMER ENTERS THE RING OF HONOR

The Cardinals inducted QB **Carson Palmer** into its Ring of Honor at halftime of last week's game vs. Seattle at State Farm Stadium.

Palmer became the 18<sup>th</sup> member of the Cardinals Ring of Honor, the creation of which coincided with the opening of State Farm Stadium in 2006.

"It was the most fun I've had playing football, and I had a lot of fun in college," Palmer said of his time with the Cardinals. "I had some fun playing for the Bengals, but it's the most fun I've had playing the game. I met some unbelievable (people). It's not just the coaches and the players. It's everybody that's affiliated with this organization."

### HIGHLIGHTS FROM PALMER'S ARIZONA TENURE

- Acquired by the Cardinals in a trade with Oakland prior to the 2013 in which Arizona gave up a sixth round pick. Played five seasons in Arizona (2013-17).
- His .642 win percentage (38-21-1) is the best for a starting QB in team history.
- Started 60 games, completing 1,373-of-2,197 pass attempts (62.5%) for 16,782 yards, 105 TDs, 57 INTs and a 91.1 passer rating.
- Holds the franchise's single-season records for passing yards (4,671), TDs (35) and passer rating (104.6), all of which he set in 2015.
- Led the Cardinals to a franchise single-season record 13 wins in 2015 and an appearance in the NFC Championship game.
- Holds the franchise record for 300-yard passing games (25) and 400-yard passing performances (3).



## WHAT TO LOOK FOR IN WEEK 5...

### WITH A WIN THIS WEEK...

- The Cardinals would even their all-time series against the Bengals at six wins apiece. Arizona would have back-to-back wins against Cincinnati and four wins in the last five games against the Bengals.

### MILESTONES WITHIN REACH

#### WR Larry Fitzgerald

- With a reception, Fitzgerald would have at least one catch in 232 consecutive games, the second-longest reception streak in NFL history (Jerry Rice - 274).
- With a TD reception, Fitzgerald would have 119 career TD catches. It would give him a TD reception in all three career games played at Paul Brown Stadium.

#### RB David Johnson

- With a TD (of any kind), Johnson would have 47 TDs. That would set a new franchise record for TDs in a player's first five seasons.
- With a rushing TD, Johnson would tie John David Crow (33) for third place on the franchise all-time list for career rushing TDs.

#### QB Kyler Murray

- With 300+ passing yards, Murray would become the first player in franchise history to throw for 300+ yards at least three times in his rookie season.

#### LB Terrell Suggs

- With a sack, Suggs would have 137.0 career sacks, putting him alone in 11th place on the NFL's all-time sacks list.
- With a sack, Suggs would have 13.5 career sacks against the Bengals. He already has more sacks vs. Cincy (12.5) than any player in NFL history. It would also give him 7.0 career sacks of Cincinnati QB Andy Dalton.

#### LB Jordan Hicks

- With 10+ tackles this week, Hicks would extend his career-long streak to five consecutive games with double-digit tackles.

#### LB Chandler Jones

- With a sack, Jones would have 45.0 sacks in 53 games with Arizona.

## NFL SCHEDULE - WEEK 5

Teams on BYE: Detroit Lions, Miami Dolphins

### Thursday, October 3

Los Angeles Rams at Seattle Seahawks - 5:20 PM (FOX/NFLN/Amazon)

### Sunday, October 6

Chicago Bears at Oakland Raiders - 10:00 AM (FOX) - London  
**Arizona Cardinals at Cincinnati Bengals - 10:00 AM (FOX)**  
 Jacksonville Jaguars at Carolina Panthers - 10:00 AM (CBS)  
 New England Patriots at Washington Redskins - 10:00 AM (CBS)  
 Buffalo Bills at Tennessee Titans - 10:00 AM (CBS)  
 Baltimore Ravens at Pittsburgh Steelers - 10:00 AM (CBS)  
 Atlanta Falcons at Houston Texans - 10:00 AM (FOX)  
 Tampa Bay Buccaneers at New Orleans Saints - 10:00 AM (FOX)  
 Minnesota Vikings at New York Giants - 10:00 AM (FOX)  
 New York Jets at Philadelphia Eagles - 10:00 AM (CBS)  
 Denver Broncos at Los Angeles Chargers - 1:05 PM (CBS)  
 Green Bay Packers at Dallas Cowboys - 1:25 PM (FOX)  
 Indianapolis Colts at Kansas City Chiefs - 5:20 PM (NBC)

### Monday, October 7

Cleveland Browns at San Francisco 49ers - 5:15 PM (ESPN)



# FITZGERALD CONTINUES CLIMB UP NFL'S ALL-TIME LISTS - WHERE HE RANKS

## FITZ PASSES GONZALEZ FOR #2 IN RECEPTIONS

With all-time receptions leader **Jerry Rice** on hand at State Farm Stadium last week, WR **Larry Fitzgerald** (1,326) caught five passes against Seattle and passed Hall of Fame TE **Tony Gonzalez** (1,325) for second place on the NFL's all-time list for career receptions.

### NFL All-Time Receptions Leaders

Rnk	Player (Years)	Rec
1	Jerry Rice (1985-04)+	1,549
2	<b>Larry Fitzgerald (2004-)*</b>	<b>1,326</b>
3	Tony Gonzalez (1997-13)+	1,325
4	Jason Witten (2003-17; 19-)*	1,166
5	Marvin Harrison (1996-08)+	1,102

+Hall of Fame Inductee \*Active Player



Below is a breakdown of the reception total - by passer - for all players in top-5 in NFL history.

### RECEPTIONS BY PASSER - RICE/FITZGERALD/GONZALEZ/WITTEN/HARRISON

Jerry Rice (23)		Larry Fitzgerald (21)		Tony Gonzalez (13)	
Rec	Passer	Rec	Passer	Rec	Passer
618	Steve Young	363	Carson Palmer	419	Trent Green
354	Joe Montana	345	Kurt Warner	383	Matt Ryan
202	Rich Gannon	84	Josh McCown	207	Elvis Grbac
121	Jeff Garcia	82	John Skelton	120	Damon Huard
62	Elvis Grbac	70	Matt Leinart	74	Tyler Thigpen
53	Steve Bono	70	Kevin Kolb	53	Rich Gannon
32	Jeff Kemp	68	Drew Stanton	38	Brodie Croyle
25	Rick Mirer	54	Josh Rosen	24	Chris Redman
22	Matt Hasselbeck	49	Derek Anderson	2	Dominique Davis
10	Steve Stenstrom	32	Blaine Gabbert	2	Quinn Gray
8	Mike Moroski	23	Kyler Murray	1	Todd Collins
8	Marques Tuiasosopo	21	Ryan Lindley	1	Larry Johnson (RB)
7	Jeff Brohm	13	Max Hall	1	Warren Moon
6	Ty Detmer	12	Sam Bradford		
5	Matt Cavanaugh	10	Shaun King		
5	Tee Martin	8	John Navarre		
3	Trent Dilfer	7	Rich Bartel		
2	Kerry Collins	6	Brian Hoyer		
2	Rob Johnson	5	Tim Rattay		
1	Cary Conklin	3	Mike Glennon		
1	Terry Kirby (RB)	1	Brian St. Pierre		
1	Harry Sydney (RB)				
1	John Taylor (WR)				

### Jason Witten (13)

Rec	Passer	Rec	Passer
649	Tony Romo	953	Peyton Manning
145	Dak Prescott	90	Jim Harbaugh
87	Vinny Testaverde	34	Paul Justin
82	Drew Bledsoe	11	Jim Sorgi
64	Jon Kitna	11	Kelly Holcomb
35	Quincy Carter	2	Kerwin Bell
33	Matt Cassel	1	Ken Dilger (TE)
24	Brandon Weeden		
16	Kyle Orton		
12	Stephen McGee		
11	Kellen Moore		
7	Brad Johnson		
1	Dez Bryant (WR)		

### Marvin Harrison (7)

Rec	Passer
953	Peyton Manning
90	Jim Harbaugh
34	Paul Justin
11	Jim Sorgi
11	Kelly Holcomb
2	Kerwin Bell
1	Ken Dilger (TE)

### A FACT ABOUT THESE TOTALS

Fitz (21) has a reception from more different passers in his career than Jason Witten and Marvin Harrison combined (20) or Tony Gonzalez and Marvin Harrison combined (20).

### NFL RECORD FOR RECEPTIONS WITH ONE TEAM

Fitzgerald has more catches with the Cardinals (1,326) than any other player in NFL history has had with a single team.

### NFL History - Receptions with One Team

Rnk	Player	Rec	Team
1	<b>Larry Fitzgerald*</b>	<b>1,326</b>	<b>Arizona</b>
2	Jerry Rice+	1,281	San Francisco
3	Jason Witten*	1,166	Dallas
4	Marvin Harrison+	1,102	Indianapolis
5t	Reggie Wayne	1,070	Indianapolis
5t	Tim Brown+	1,070	L.A./Oakland

+Hall of Fame Inductee \*Active Player

### FITZGERALD'S 1,326 RECEPTIONS BROKEN DOWN BY OPPONENT

Rec	Opponent	Rec	Opponent	Rec	Opponent
185	L.A. Rams	34	Tampa Bay	18	Kansas City
175	Seattle	30	New Orleans	17	Jacksonville
173	San Francisco	27	Chicago	17	NY Jets
65	Carolina	23	Houston	17	New England
57	Detroit	22	Cincinnati	16	Green Bay
55	Minnesota	22	Miami	16	Baltimore
52	Washington	22	Pittsburgh	14	L.A. Chargers
48	NY Giants	21	Indianapolis	12	Cleveland
47	Philadelphia	20	Buffalo	8	Oakland
38	Atlanta	19	Tennessee		
38	Dallas	18	Denver		

## SITTING AT #2 IN RECEIVING YARDS

Fitzgerald moved into second place on the NFL's all-time receiving yardage list in Week 10 of the 2018 season at Kansas City. In that contest, Fitzgerald passed Hall of Fame WR **Terrell Owens** (15,934) to move into second. Through 238 career games, Fitzgerald has accumulated 16,579 career receiving yards.

### NFL All-Time Receiving Yardage Leaders

Rnk	Yards	Player	Years
1	22,895	Jerry Rice+	1985-2004
2	<b>16,579</b>	<b>Larry Fitzgerald</b>	<b>2004-</b>
3	15,934	Terrell Owens+	1996-2010
4	15,292	Randy Moss+	1998-2012
5	15,208	Isaac Bruce	1994-2009

+Hall of Fame Inductee



### HOW THEY GOT WHERE THEY ARE

Below is a breakdown of Fitzgerald's career receiving yards by quarterback, compared to the career total of Rice.

Jerry Rice		Larry Fitzgerald	
Receiving Yds By QB (23)		Receiving Yds By QB (21)	
Yds	Quarterback	Yds	Quarterback
8,763	Steve Young	4,583	Kurt Warner
6,121	Joe Montana	4,033	Carson Palmer
2,721	Rich Gannon	1,255	John Skelton
1,428	Jeff Garcia	1,207	Josh McCown
916	Elvis Grbac	1,017	Kevin Kolb
727	Jeff Kemp	967	Matt Leinart
648	Steve Bono	726	Drew Stanton
352	Rick Mirer	629	Derek Anderson
276	Matt Hasselbeck	567	Josh Rosen
110	Steve Stenstrom	305	Blaine Gabbert
106	Matt Cavanaugh	300	Kyler Murray
94	Marques Tuiasosopo	218	Ryan Lindley
93	Mike Moroski	141	Max Hall
87	Ty Detmer	129	Shaun King
86	Trent Dilfer	113	Sam Bradford
62	Tee Martin	97	John Navarre
52	Jeff Brohm	91	Rich Bartel
50	Harry Sydney	81	Tim Rattay
41	John Taylor	63	Brian Hoyer
36	Kerry Collins	54	Mike Glennon
28	Cary Conklin	3	Brian St. Pierre
26	Rob Johnson		
24	Terry Kirby		

## ALONE AT #6 WITH 118 TD CATCHES

Fitzgerald's first quarter TD reception against the Panthers in Week 3 was his 118<sup>th</sup> career TD catch. *He sits alone in sixth place on the NFL's all-time list for career TD receptions.* His 118 career TD catches are 45 more than any other active player (Packers TE Jimmy Graham ranks 2<sup>nd</sup> with 73).



### NFL Career Leaders—Touchdown Receptions

Rnk	Player (Years)	TDs
1	WR Jerry Rice (1985-04)+	197
2	WR Randy Moss (1998-12)+	156
3	WR Terrell Owens (1996-10)+	153
4	WR Cris Carter (1987-02)+	130
5	WR Marvin Harrison (1996-08)+	128
6	<b>WR Larry Fitzgerald (2004-)*</b>	<b>118</b>
7	TE Antonio Gates (2003-18)	116
8	TE Tony Gonzalez (1997-14)+	111
9t	WR Steve Largent (1976-89)+	100
9t	WR Tim Brown (1988-04)+	100

+Hall of Fame Inductee \*Active Player

*Only Hall of Fame WRs Jerry Rice (176 with San Francisco) and Marvin Harrison (128 with Indianapolis) had more career receiving TDs with a single team than Fitzgerald has with Arizona (118).*

### NFL Leaders - TDs with Single Team (All-Time)

Rnk	Player	Team	TDs	Type
1	WR Jerry Rice+	49ers	187	176 Rec; 10 Rush, 1 FR
2	RB Emmitt Smith+	Cowboys	164	153 Rush; 11 Rec
3	RB LaDainian Tomlinson+	Chargers	153	138 Rush; 15 Rec
4	WR Marvin Harrison+	Colts	128	128 Rec
5	RB Jim Brown+	Browns	126	106 Rush; 20 Rec
6	RB Walter Payton+	Bears	125	110 Rush; 15 Rec
7	<b>WR Larry Fitzgerald*</b>	<b>Cardinals</b>	<b>118</b>	<b>118 Rec</b>
8	TE Antonio Gates	Chargers	116	116 Rec
9	HB Lenny Moore+	Colts	113	63 Rush; 48 Rec; 2 Ret
10	RB Shaun Alexander	Seahawks	112	100 Rush; 12 Rec

+Hall of Fame Inductee \*Active Player




## BIG YARDAGE TOTAL FOR THE ROOKIE

Through the first four weeks of the 2019 season, rookie QB **Kyler Murray** has 1,071 passing yards. That total puts him on pace to throw for over 4,200 yards this season.

Along with his 113 rushing yards, Murray has become just the fifth player in NFL history with 1,000+ passing yards and 100+ rushing yards in his first four career games.

### NFL History - 1,000 Pass Yds/100 Rush Yds in 1st 4 Games

Player (Team)	Year	Pass	Rush
Cam Newton (Car)	2011	1,386	163
Andrew Luck (Ind)	2012	1,208	104
<b>Kyler Murray (AZ)</b>	<b>2019</b>	<b>1,071</b>	<b>113</b>
Robert Griffin III (Was)	2012	1,070	234
Blake Bortles (Jax)	2014	1,004	106



### CLIMBING THE CARDINALS ROOKIE PASSING YARDAGE LIST

Murray enters the fifth game of the season needing 405 yards to break into the top-5 single-season passing yardage totals by a rookie in franchise history. His 1,071 yards currently rank as the 11<sup>th</sup> most in Cards history by a rookie.

### Franchise Rookie Record - Passing Yards (Season)

Rnk	Player (Year)	Yds
1	Matt Leinart (2006)	2,547
2	Josh Rosen (2018)	2,278
3	Jake Plummer (1997)	2,203
4	Neil Lomax (1981)	1,575
5	Lamar McHan (1954)	1,475

### MURRAY THROWS FOR 300+ IN 1st TWO GAMES

Playing his first-ever game in the Cardinals season-opener vs. Detroit, rookie QB **Kyler Murray** threw for 308 yards. *In doing so, he became just the fifth rookie in NFL history to throw for 300+ yards in a season-opener.* He is the first Cardinals rookie in history to throw for 300+ yards in his first career game.

In Week 2 at Baltimore Murray exceeded that total, throwing for 349 yards against the Ravens. *He joined Cam Newton (2011) as the only QBs in NFL history to throw for 300+ yards in each of their two career games.*

*Murray (657) and Newton (854) are the only two QBs in NFL history with at least 650 passing yards in their first two career games.*

Murray is the first rookie in Cardinals history to throw for 300+ yards in consecutive games. He joins Jake Plummer (2, 1997) as the only QBs with multiple 300-yard outings in their rookie season.

### Franchise History - Rookie QBs with 300+ Passing Yards (Game)

Rnk	Player (Year)	Yds	Opponent
1	Matt Leinart (2006)	405	11/26 @ Minnesota
2	Jake Plummer (1997)	388	11/16 @ NY Giants
3	<b>Kyler Murray (2019)</b>	<b>349</b>	<b>9/15 @ Baltimore</b>
4	Jake Plummer (1997)	337	12/7 vs. Washington
5	Ryan Lindley (2012)	312	11/25 vs. St. Louis
6	<b>Kyler Murray (2019)</b>	<b>308</b>	<b>9/8 vs. Detroit*</b>
7	Pat Coffee (1937)	306	12/5 vs. Chicago

\*First Career Game

## #1'S RECORD-BREAKING DEBUT

*When Arizona hosted Detroit in Week 1, Murray became the first Cardinals rookie QB to start a season opener since Lamar McHan in 1954.*

That wasn't the only history Murray made in that contest. Below are a few more highlights:

- Leading the Cardinals to an 18-point fourth quarter comeback to tie the Lions, completed 29-of-54 pass attempts for 308 yards and 2 TDs.
- Became the first player in franchise history to throw for 300+ yards in his first career game.
- *Joined Jake Plummer (1997) as the only players in franchise history to throw for 300+ yards and multiple TDs in a game during their rookie season.*



- Sparked the comeback with his performance in the fourth quarter and OT, when he completed 20-of-29 pass attempts (68.9%) for 238 yards, 2 TDs, 0 INTs.

Murray is one of eight active QBs who were selected #1 overall in the NFL Draft. *He is the only one of the eight not to lose in their NFL debut.* Below is a look at the stat lines in their debut for all eight active QBs taken with the #1 overall:

### NFL Debut of 8 Active QBs Drafted #1 Overall

Player (Team)	Opponent	W-L	Cm/Att	Yds	TD/INT	Rate
<b>Kyler Murray (AZ)</b>	<b>9/8/19 vs. Det</b>	<b>T, 27-27</b>	<b>29/54</b>	<b>308</b>	<b>2/1</b>	<b>75.2</b>
Baker Mayfield (Cle)	9/30/18 @ Oak	L, 45-42	21/41	295	2/2	70.7
Jared Goff (LAR)	11/20/16 vs. Mia	L, 14-10	17/31	134	0/0	65.8
Jameis Winston (TB)	9/13/15 vs. Ten	L, 42-14	16/33	210	2/2	64.0
Cam Newton (Car)	9/11/11 @ AZ	L, 28-21	24/37	422	2/1	110.4
Matthew Stafford (Det)	9/13/09 @ NO	L, 45-27	16/37	205	0/3	27.4
Alex Smith (SF)	10/9/05 vs. Ind	L, 28-3	9/23	74	0/4	8.5
Eli Manning (NYG)	11/21/04 vs. Atl	L, 14-10	17/37	162	1/2	45.1

## MURRAY OFF AND RUNNING

After rushing for 17 total yards in the first two games, **Murray** has 96 rushing yards in the last two contests, including his first career rushing TD (9 yards) last week against Seattle.

Murray had his highest rushing output in Week 3 vs. Carolina when he finished with 69 yards on eight carries (8.6 avg.). His 69 rushing yards represent the fifth-best single-game total by a QB in franchise history. The only rookie QB to rush for more yards in a game was M.C. Reynolds (99) in 1958.

### Franchise Record - Rush Yards By QB (Single Game)

Rnk	Player	Yds	Opponent
1	Charley Trippi	145	12/16/51 @ Chi
2	M.C. Reynolds*	99	11/2/58 vs. Phi
3	Charley Trippi	86	10/5/52 vs. Chi
4	Charley Trippi	81	11/18/51 @ SF
5	<b>Kyler Murray*</b>	<b>69</b>	<b>9/22/19 vs. Car</b>

\*Rookie Season

Through four games, Murray has rushed for 113 yards on 18 attempts, averaging 6.3 yards per carry. The franchise single-season record for rushing yards by a QB is 501. Murray needs 140 more yards to break the franchise record for most rushing yards by a rookie QB (252).

### Franchise Record - Rush Yards By QB (Season)

Rnk	Player (Year)	Yds
1	Charley Trippi (1951)	501
2	Timm Rosenbach (1990)	470
3	Charley Trippi (1952)	350
4	Jake Plummer (2002)	283
5	M.C. Reynolds (1958)*	252

\*Rookie Season



## A RECORD NUMBER OF COMPLETIONS

Through the first three games, **Murray** has completed 106 of his 169 total pass attempts (62.7%). *Murray is the first player in NFL history with 100+ completions in his first four career games.*

### NFL Record - Completions in 1st Four Career Games

Rnk	Player (Team)	Cmp	Year(s)
1	<b>Kyler Murray (AZ)</b>	<b>106</b>	<b>2019</b>
2t	Cam Newton (Car)	97	2011
2t	Austin Davis (StL)	97	2014
4	Andrew Luck (Ind)	96	2012
5	Sam Bradford (StL)	92	2010

In franchise history, only Carson Palmer (108 in 2017) had more completions in the first four games of a season than Murray had in 2019.

### A RECORD STREAK TO START HIS CAREER

*With 29 (vs. Det) and 25 (@ Bal) completions in the first two weeks, Murray became the first player in NFL history with 25+ completions in each of his first two career games. He extended that record vs. Carolina with 30 completions against the Panthers.*

Murray's streak of three consecutive games with 25+ receptions to start the season is tied for the second-longest in franchise history (Kurt Warner, 6 straight in 2005). He was the first QB in franchise history with 25+ completions in each of the first three games of a season.

In just four career outings, Murray already has two of the top-five single-game completion totals in franchise history.

### Franchise History - Single-Game Completions (Rookie)

Rnk	Player (Year)	Cm	Opponent
1t	Matt Leinart (2006)	31	11/26 @ Minnesota
1t	Ryan Lindley (2012)	31	11/25 vs. St. Louis
3	<b>Kyler Murray (2019)</b>	<b>30</b>	<b>9/22 vs. Carolina</b>
4	<b>Kyler Murray (2019)</b>	<b>29</b>	<b>9/8 vs. Detroit*</b>
5	Josh Rosen (2018)	26	12/9 vs. Detroit

\*First Career Game

### A HIGH NUMBER OF ATTEMPTS

*Murray's 169 pass attempts represent the second-highest total in NFL history in a player's first four career games. Only Andrew Luck (177 in 2012) had more attempts through his first four games.*

Murray's 54 pass attempts against the Lions in Week 1 set a new franchise rookie record. His 43 attempts in Week 3 vs. Carolina represent the fourth-highest total by a rookie in team history.

### Franchise History - Single-Game Pass Attempts (Rookie)

Rnk	Player (Year)	Att	Opponent
1	<b>Kyler Murray (2019)</b>	<b>54</b>	<b>9/8 vs. Detroit*</b>
2	Ryan Lindley (2012)	52	11/25 vs. St. Louis
3	Matt Leinart (2006)	51	11/26 @ Minnesota
4	<b>Kyler Murray (2019)</b>	<b>43</b>	<b>9/22 vs. Carolina</b>
5	Matt Leinart (2006)	42	10/16 vs. Chicago

\*First Career Game



## SUGGS TIES ALLEN WITH 136.0 CAREER SACKS

In his 17<sup>th</sup> NFL season – and first with Arizona – LB **Terrell Suggs** has 16 tackles, 3.5 sacks and two forced fumbles through four games. After multi-sack performances in Week 1 against the Lions (2.0) and Week 4 against the Seahawks (1.5), **Suggs** is now tied with **Jared Allen** for 11<sup>th</sup> place on the NFL's all-time sacks list with 136.0.

### NFL All-Time Sack Leaders (Top 15)

Rnk	Player	Sacks	Years
1	Bruce Smith+	200.0	1985-2003
2	Reggie White+	198.0	1985-2000
3	Kevin Greene+	160.0	1985-1999
4	Julius Peppers	159.5	2002-2018
5	Chris Doleman+	150.5	1985-1999
6	Michael Strahan	141.5	1993-2007
7	Jason Taylor+	139.5	1997-2011
8	DeMarcus Ware	138.5	2005-2016
9t	John Randle+	137.5	1990-2003
9t	Richard Dent+	137.5	1983-1997
11t	<b>Terrell Suggs*</b>	<b>136.0</b>	<b>2003-</b>
11t	Jared Allen	136.0	2004-2015
13	John Abraham	133.5	2000-2014
14t	Leslie O'Neal	132.5	1986-1999
14t	Lawrence Taylor+	132.5	1981-1993

+Hall of Fame Inductee \*Active Player



**Suggs' 136.0 sacks lead all active NFL players.** The only other active players with at least 100.0 career sacks is Titans LB Cameron Wake (100.5) and Von Miller (100.0). **Suggs** and LB **Chandler Jones**, who ranks eighth among active players with 80.0 career sacks, are the only teammates who rank in the top-10.

### NFL Leaders – Career Sacks (Active Players)

Rnk	Player (Team)	Sacks
1	<b>Terrell Suggs (AZ)</b>	<b>136.0</b>
2	Cameron Wake (Ten)	100.5
3	Von Miller (Den)	100.0
4	J.J. Watt (Hou)	95.0
5	Clay Matthews (LAR)	88.5
6	Ryan Kerrigan (Was)	85.5
7	Calais Campbell (Jax)	84.5
8	<b>Chandler Jones (AZ)</b>	<b>80.0</b>
9	Justin Houston (Ind)	79.5
10t	Carlos Dunlap (Cin)	73.5
10t	Cameron Jordan (NO)	73.5

## SUGGS' SACKS BY QUARTERBACK

Last week, Seahawks QB Russell Wilson became the 74<sup>th</sup> different QB **Suggs** has sacked in his NFL career. It was **Suggs'** first-ever game against Wilson.

Next up for **Suggs** is a more familiar face in Bengals QB Andy Dalton. **Suggs** has 6.0 career sacks of Dalton. The only QB **Suggs** has sacked more in his career is Ben Roethlisberger (12.0).



### Terrell Suggs Sacks By Quarterback (74)

Quarterback	Sacks	Quarterback	Sacks
Ben Roethlisberger	12.0	Brian St. Pierre	1.0
<b>Andy Dalton</b>	<b>6.0</b>	Connor Shaw	1.0
Ryan Tannehill	4.5	JaMarcus Russell	1.0
Blake Bortles	4.5	Sage Rosenfels	1.0
Matt Ryan	4.0	Aaron Rodgers	1.0
Carson Palmer	4.0	Nathan Peterman	1.0
Drew Brees	4.0	Chad Pennington	1.0
Derek Anderson	4.0	Colt McCoy	1.0
Philip Rivers	3.5	Josh McCown	1.0
Charlie Frye	3.5	Baker Mayfield	1.0
Alex Smith	3.0	Peyton Manning	1.0
Matt Schaub	3.0	Eli Manning	1.0
Dan Orlovsky	3.0	J.P. Losman	1.0
David Carr	3.0	Cleo Lemon	1.0
Tom Brady	3.0	Byron Leftwich	1.0
Matthew Stafford	3.0	Kevin Kolb	1.0
Andrew Walter	2.0	DeShone Kizer	1.0
Tom Savage	2.0	Danny Kanell	1.0
Marcus Mariota	2.0	Kelly Holcomb	1.0
E.J. Manuel	2.0	Chad Henne	1.0
Tommy Maddox	2.0	Mike Glennon	1.0
Jon Kitna	2.0	Blaine Gabbert	1.0
Brett Hundley	2.0	Gus Frerotte	1.0
Matt Hasselbeck	2.0	Trent Edwards	1.0
Trent Green	2.0	Trent Dilfer	1.0
Tim Couch	2.0	Kirk Cousins	1.0
Jason Campbell	2.0	Sam Bradford	1.0
Mark Brunell	2.0	Charlie Batch	1.0
Drew Bledsoe	2.0	Mitchell Trubisky	0.5
Zach Mettenberger	1.5	Mark Sanchez	0.5
Case Keenum	1.5	Tony Romo	0.5
Russell Wilson	1.5	Cam Newton	0.5
Brandon Weeden	1.0	Patrick Mahomes	0.5
Seneca Wallace	1.0	Brad Johnson	0.5
Michael Vick	1.0	Jeff Garcia	0.5
Vinny Testaverde	1.0	Ryan Fitzpatrick	0.5
Tyrod Taylor	1.0	Brooks Bollinger	0.5

## FORCING THE ISSUE

*After forcing three fumbles against the Seahawks last week, the Cardinals lead the NFL with 10 forced fumbles in 2019.* Of the 10 forced fumbles, eight have come via the defense and two via special teams.



### NFL Leaders - Forced Fumbles (2019)

Rnk	Team	FF
1	<b>Arizona</b>	<b>10</b>
2t	Detroit	8
2t	Tampa Bay	8
2t	Houston	8
5t	Chicago	7
5t	Green Bay	7

*Three Cardinals defenders - LBs **Chandler Jones** (3), **Terrell Suggs** (2) and **Jordan Hicks** (2) - are among the 10 players with at least two forced fumbles this season.*

### NFL Leaders - Forced Fumbles (2019)

Rnk	Player (Team)	FF
1t	Whitney Mercilus (Hou)	4
1t	Khalil Mack (Chi)	4
3t	<b>Chandler Jones (AZ)</b>	<b>3</b>
3t	Shaq Barrett (TB)	3
5t	<b>Terrell Suggs (AZ)</b>	<b>2</b>
5t	<b>Jordan Hicks (AZ)</b>	<b>2</b>
5t	Clay Matthews (LAR)	2
5t	Benson Mayowa (Oak)	2
5t	Kyle Van Noy (NE)	2
5t	De'Vondre Campbell (Atl)	2



### AMONG THE LEAGUE LEADERS IN STRIP-SACKS

Arizona has 11.0 sacks so far in 2019, and five of those sacks resulted in forced fumbles by the opposing QB. The Cardinals five "strip-sacks" rank second in the NFL this season.

### NFL Team Leaders - Strip Sacks (2019)

Rnk	Team	Sacks
1	Houston	7
2	<b>Arizona</b>	<b>5</b>
3	Chicago	4
4	Tampa Bay	3
5t	5 teams tied	2

All five of the strip-sacks have come courtesy of **Chandler Jones** (3) and **Terrell Suggs** (2). They are among the five players in the NFL this season with multiple strip-sacks.

### NFL Individual Leaders - Strip Sacks (2019)

Rnk	Player (Team)	Sacks
1	Whitney Mercilus (Hou)	4
2t	<b>Chandler Jones (AZ)</b>	<b>3</b>
2t	Shaq Barrett (TB)	3
2t	Khalil Mack (Chi)	3
5	<b>Terrell Suggs (AZ)</b>	<b>2</b>

### SUGGS WITH 33 STRIP SACKS

With his strip-sack of QB Russell Wilson last week, **Suggs** now has 33 career strip-sacks. That is the most among active players.

## HICKS THE NFL'S LEADING TACKLER

LB **Jordan Hicks** – signed as a free agent in the offseason after four seasons with the Eagles – *leads the NFL with 48 total tackles in 2019, according to NFL GSIS statistics.* Hicks is the only player in the NFL with 10+ tackles in at least four games this season.

Through four games, Hicks has totaled 48 tackles (28 solo), a half-sack, two tackles for loss, three QB hits, a pass defended and two forced fumbles. He is the only player in the NFL this season with at least 40 tackles and two forced fumbles.



### NFL Leaders - Total Tackles (NFL GSIS Stats)

Rnk	Player (Team)	Tackles
1	<b>LB Jordan Hicks (AZ)</b>	<b>48</b>
2	LB Blake Martinez (GB)	47
3	LB Bobby Wagner (Sea)	45
4t	LB Joe Schobert (Cle)	44
4t	LB Luke Kuechly (Car)	44

### ALREADY A CAREER HIGH IN FORCED FUMBLES

In his first four NFL seasons - spanning 43 games - Hicks had one career forced fumble. That came in his second-ever game in the NFL. After forcing two fumbles against the Seahawks last week, Hicks now has a career-high two forced fumbles through four games in 2019.

### FOUR STRAIGHT WITH 10+ TACKLES

Hicks is the only player in the NFL with 10+ tackles in at least four games this season. *He is the first Cardinals defender since at least 1999 to record 10+ tackles in each of the first four games of a season.*

Prior to this season, the fifth-year pro had never posted 10+ tackles in consecutive games.



## LEADING THE NFL IN SACKS SINCE 2016

LB **Chandler Jones** has 44.0 sacks in 52 games with the Cardinals, including 3.0 sacks in four games this season.

*Dating back to 2016 - when the Cardinals acquired the Pro Bowl LB in a trade with New England - Jones' 44.0 sacks lead the NFL.*

### NFL Leaders - Sacks (2016-19)

Rnk	Player (Team)	Sacks
1	<b>Chandler Jones (AZ)</b>	<b>44.0</b>
2	Aaron Donald (LAR)	40.5
3	Von Miller (Den)	40.0
4	Khalil Mack (Chi)	38.5
5	Ryan Kerrigan (Was)	38.0

Dating back to 2016, only Rams DT Aaron Donald (61) has more tackles for loss than Jones (57).

### NFL Leaders - Tackles for Loss (2016-19)

Rnk	Player (Team)	TFL
1	Aaron Donald (LAR)	61
2	<b>Chandler Jones (AZ)</b>	<b>57</b>
3t	Jadeveon Clowney (Sea)	54
3t	Cameron Jordan (NO)	54
5	Calais Campbell (Jax)	50



## 39 QBS AND COUNTING

After taking down Panthers QB Kyle Allen twice in Week 3, **Jones** has sacked 39 different QBs in his NFL career.

Among the 39 names on that list is Bengals QB Andy Dalton, who Jones will face for the third time when the Cardinals travel to Cincinnati this week. Jones has a half-sack in two career games vs. Dalton.



### Chandler Jones Sacks By Quarterback (39)

Quarterback	Sacks	Quarterback	Sacks
Russell Wilson	9.5	Alex Smith	1.5
Geno Smith	5.0	Drew Brees	1.0
Ryan Tannehill	4.5	Josh Freeman	1.0
Ryan Fitzpatrick	4.0	Jimmy Garoppolo	1.0
Tyrod Taylor	4.0	Kevin Kolb	1.0
Kirk Cousins	3.5	Jake Locker	1.0
Jared Goff	3.5	Eli Manning	1.0
Andrew Luck	2.5	Peyton Manning	1.0
Kyle Allen	2.0	Zach Mettenberger	1.0
C.J. Beathard	2.0	Cam Newton	1.0
Blake Bortles	2.0	Kyle Orton	1.0
Sam Bradford	2.0	Dak Prescott	1.0
Jacoby Brissett	2.0	Aaron Rodgers	1.0
Derek Carr	2.0	Mitch Trubisky	1.0
Matt Cassel	2.0	Carson Wentz	1.0
Colin Kaepernick	2.0	Jameis Winston	1.0
Case Keenum	2.0	<b>Andy Dalton</b>	<b>0.5</b>
Patrick Mahomes	2.0	Philip Rivers	0.5
Marcus Mariota	2.0		
Ben Roethlisberger	2.0		
Matthew Stafford	2.0		

## FLYING UP THE FRANCHISE SACKS LIST

Despite having played just 52 games in Arizona, Jones (44.0) already ranks seventh on the franchise all-time sacks list. He needs just two sacks to pass Eric Swann (45.5) for sixth place.

### Franchise Career Leaders - Sacks

Rnk	Player (Years)	Sacks	Games
1	Freddie Joe Nunn (1985-93)	66.5	131
2	Calais Campbell (2008-16)	56.5	138
3	Simeon Rice (1996-2000)	53.5	79
4	Curtis Greer (1980-88)	50.5	94
5	Ken Harvey (1988-93)	47.5	90
6	Eric Swann (1991-99)	45.5	110
7	<b>Chandler Jones (2016-)</b>	<b>44.0</b>	<b>52</b>
8	Darnell Dockett (2004-14)	40.5	158
9	Bertrand Berry (2004-09)	40.0	72
10	Al Baker (1983-86)	37.5	63



### FRANCHISE RECORD FOR SACKS IN FIRST 50 GAMES

Jones appeared in his 50<sup>th</sup> game with Arizona when the Cardinals faced the Ravens in Week 2 earlier this season. He had 42.0 sacks through 50 games, which is nine more than any player in franchise history through their first 50 games with the team.

### Franchise Record - Sacks Through 50 Games

Rnk	Player (Years)	Sacks
1	<b>Chandler Jones (2016-19)</b>	<b>42.0</b>
2	Bertrand Berry (2004-08)	33.0
3	Simeon Rice (1996-99)	29.5
4	Al Baker (1983-86)	29.0
5	Freddie Joe Nunn (1985-88)	27.0

## BRINGING THE PRESSURE TO ARIZONA

Since the Cardinals acquired Jones in 2016, the team has posted 145 sacks. That total ranks fourth in the NFL during that span.

### NFL Leaders - Team Sacks (2016-19)

Rnk	Team	Sacks
1	Pittsburgh	160
2	Carolina	150
3	Chicago	146
4	<b>Arizona</b>	<b>145</b>
5	Minnesota	139

*In Jones' first three seasons with the Cardinals (2016-18), the team ranked in the top-5 in sacks twice (5th in 2018; 1st in 2016). The team never ranked in the top-5 in the 10 seasons prior to his arrival - and broke the top-10 just twice.*



The Cardinals have recorded two of the top-5 sack totals in team history during Jones' three seasons: 49 (4<sup>th</sup> all-time) in 2018 and 48 (5<sup>th</sup> all-time) in 2016.

During Jones' first season in Arizona in 2016, the Cardinals led the NFL in sacks (48) for just the second time in franchise history (59 in 1983). *Jones recorded an NFL-high and franchise record 17.0 sacks in 2017, becoming the first player in team history to lead the NFL in sacks in a season.*

## GAME AFTER GAME, JONES GETS A SACK

*Jones has at least one sack in 34 of 52 games in three-plus seasons (2016-19) with Arizona. Dating back to his arrival in Arizona in 2016, no player in the NFL has a sack in more games than Jones.*

### NFL Leaders - Games with 1.0+ Sack (2016-19)

Rnk	Player (Team)	Games
1	<b>Chandler Jones (Arizona)</b>	<b>34</b>
2t	Danielle Hunter (Minnesota)	28
2t	Khalil Mack (Chicago)	28
4t	Ryan Kerrigan (Washington)	27
4t	Von Miller (Denver)	27



### SOMETIMES IT IS MORE THAN ONE

After recording 2.0 sacks of Panthers QB Kyle Allen in Week 3, Jones has 11 multi-sack performances (1.5+) as a member of the Cardinals. *Dating back to 2013 - Jones' second season in the NFL - only Houston's J.J. Watt (22) has more games with multiple sacks than Jones (20).*

### NFL Leaders - Multi-Sack Games (2013-19)

Rnk	Player (Team)	Gms
1	J.J. Watt (Hou)	22
2	<b>Chandler Jones (AZ)</b>	<b>20</b>
3	Justin Houston (Ind)	18
4t	Cameron Jordan (NO)	16
4t	Cameron Wake (Ten)	16

## BAKER A PHYSICAL PRESENCE IN SECONDARY

*S Budda Baker - Arizona's 2017 second-round pick (36th overall) - is tied for seventh among NFL DBs with 29 tackles, according to official league statistics.*

### NFL Leaders - Tackles by DBs (2019)

Rnk	Player (Team)	Tackles
1	John Johnson (LAR)	37
2t	Landon Collins (Was)	36
2t	Tracy Walker (Det)	36
4	Eric Weddle (LAR)	34
5	Justin Reed (Hou)	33
6	Vonn Bell (NO)	31
7t	<b>Budda Baker (AZ)</b>	<b>29</b>
7t	Antoine Bethea (NYG)	29
7t	Kendall Fuller (KC)	29



The 195-pounder has a ability to make plays behind the line of scrimmage. His eight tackles for loss since 2018 are tied for fourth among NFL DBs.

### NFL Leaders - Tackles for Loss by DBs (2018-19)

Rnk	Player (Team)	TFL	GP
1t	Jamal Adams (NYJ)	10	19
1t	Jordan Poyer (Buf)	10	20
1t	Harrison Smith (Min)	10	20
4t	<b>Budda Baker (AZ)</b>	<b>8</b>	<b>18</b>
4t	Rasul Douglas (Phi)	8	20



## MOVING UP ALL FRANCHISE TD LISTS

RB **David Johnson** scored his third TD of the season on a three-yard pass from **Kyler Murray** in the third quarter vs. Carolina in Week 3.

In doing so, Johnson *became the first Cardinals player with at least one TD in each of the first three games of a season since both WR Roy Green and RB Ottis Anderson both did so in 1984.*

His TD reception against Carolina was Johnson's 46<sup>th</sup> career TD. That placed him in a tie with WR Mel Gray for seventh place on the franchise list for career TDs.

### Franchise Record – Total Touchdowns

Rnk	Player (Years)	TDs	Gms
1	Larry Fitzgerald (2004-)	117	235
2	Roy Green (1979-90)	69	168
3	Sonny Randle (1959-66)	60	99
4t	Ottis Anderson (1979-86)	51	99
4t	John David Crow (1958-64)	51	69
6	Ollie Matson (1952, '54-58)	50	72
7t	<b>David Johnson (2015-)</b>	<b>46</b>	<b>53</b>
7t	Mel Gray (1971-82)	46	145
9	Anquan Boldin (2003-09)	45	95
10	Jackie Smith (1963-77)	43	198

### ONE OF JUST FOUR WITH 40 TOUCHDOWNS SINCE 2015

Despite missing 15 games in 2017, Johnson is one of only four active players in the NFL with 40+ TDs dating back to his rookie season in 2015.

### Active NFL Leaders - Total Touchdowns (2015-19)

Rnk	Player (Team)	TDs	Gms
1	RB Todd Gurley (LAR)	59	62
2	<b>RB David Johnson (AZ)</b>	<b>46</b>	<b>53</b>
3	WR DeAndre Hopkins (Hou)	41	67
4	RB Mark Ingram (Bal)	40	60
5	RB Melvin Gordon (LAC)	38	56

### 32 CAREER RUSHING TOUCHDOWNS

In Week 2 at Baltimore Johnson posted his first rushing TD of the season. It was his 32<sup>nd</sup> career rushing TD, tying Stump Mitchell for fourth place on the franchise all-time list for career rushing TDs. Johnson needs just six more to reach second place in team history behind only Ottis Anderson (46).

### Franchise Record – Career Rushing TDs

Rnk	Player (Years)	TDs	Games
1	Ottis Anderson (1979-86)	46	99
2	Wayne Morris (1976-83)	37	110
3	John David Crow (1958-64)	33	69
4t	<b>David Johnson (2015-)</b>	<b>32</b>	<b>53</b>
4t	Stump Mitchell (1981-89)	32	116

### ONE AWAY FROM A FIVE-YEAR RECORD

Just four games into his fifth season, Johnson is tied with WR Larry Fitzgerald (46 from 2004-08) for the most TDs in franchise history in a player's first five seasons with the team.

### Franchise Record - Touchdowns in 1st Five Seasons

Rnk	Player (Years)	TDs	Gms
1t	<b>David Johnson (2015-19)</b>	<b>46</b>	<b>53</b>
1t	Larry Fitzgerald (2004-08)	46	76
3	Sonny Randle (1959-63)	44	64
4	John David Crow (1958-62)	43	53
5	Ollie Matson (1952; 54-57)	40	60

## KIRK'S PROLIFIC START

Second-year WR **Christian Kirk** posted his first career 100-yard outing in Week 2 at Baltimore, finishing with a team-high 114 yards on six receptions. He followed that up with a career-high 10 receptions in Week 3 against the Panthers.

*Through the first four games, Kirk has 24 receptions for 242 yards, two rushes for 18 yards, seven punt returns for 39 yards and one catch for a two-point conversion.*

Kirk - who missed the final four games of his rookie campaign in 2018 due to injury - has now played 16 career games - the equivalent of one full season. *In those 16 games he has recorded 67 receptions for 832 yards. In franchise history, only Anquan Boldin (101 in 2003) and Sonny Randle (77 from 1959-60) had more receptions in their first 16 career games.*

### Franchise Record - Receptions in 1<sup>st</sup> 16 Games

Rnk	Player (Year)	Rec
1	Anquan Boldin (2003)	101
2	Sonny Randle (1959-60)	77
3	<b>Christian Kirk (2018-19)</b>	<b>67</b>
4	Larry Fitzgerald (2004)	58
5	Ricky Proehl (1990)	56



## ROOKIE CLASS HIGHLIGHTS

*The Cardinals have 11 rookies on their active roster. The only team that currently has more is Oakland (13).*

### NFL Teams w/ Most Rookies on Active Roster

Rnk	Team	Rookies
1	Oakland	13
2t	<b>Arizona</b>	<b>11</b>
2t	Minnesota	11
2t	NY Giants	11
5t	4 teams tied	10

Among the 22 starters for the Cardinals in Week 1 vs. Detroit were four 2019 draft picks making their NFL debut: QB **Kyler Murray**, WR **KeeSean Johnson**, CB **Byron Murphy** and DL **Zach Allen**.

*It marked the first time since the 1970 NFL-AFL merger that the Cardinals had multiple rookies start on both sides of the ball in a season-opener.*

With the addition of S **Deionte Thompson**, who started in Week 2 at Baltimore, five rookies have already started for the Cardinals so far this season.

Nine rookies have played for the Cardinals in 2019, including seven 2019 NFL Draft picks (Murray, K. Johnson, Murphy, Allen, D. Thompson, WR **Andy Isabella** and OL **Josh Miles**), their 2019 Supplemental Draft pick (S **Jalen Thompson**) and an undrafted rookie (DL **Miles Brown**).

### FULL 2019 ROOKIE CLASS

2019 Draft Picks	Position	Rnd	School
<b>Kyler Murray</b>	Quarterback	1 <sup>st</sup>	Oklahoma
<b>Byron Murphy, Jr.</b>	Cornerback	2 <sup>nd</sup> (a)	Washington
<b>Andy Isabella</b>	Wide Receiver	2 <sup>nd</sup> (b)	Massachusetts
<b>Zach Allen</b>	Defensive Line	3 <sup>rd</sup>	Boston College
<b>Deionte Thompson</b>	Safety	5 <sup>th</sup>	Alabama
<b>KeeSean Johnson</b>	Wide Receiver	6 <sup>th</sup> (a)	Fresno State
<b>Lamont Gaillard</b>	Offensive Line	6 <sup>th</sup> (b)	Georgia
<b>Josh Miles</b>	Offensive Line	7 <sup>th</sup> (a)	Morgan State
<b>Michael Dogbe</b>	Defensive Line	7 <sup>th</sup> (b)	Temple

2019 Supplemental Draft	Position	Rnd	School
<b>Jalen Thompson</b>	Safety	5 <sup>th</sup>	Washington St.

2019 Rookie Free Agents	Position	School
<b>Brett Toth</b>	Offensive Line	Army



## OFFENSIVE IMPROVEMENT

The Cardinals offense through four games in 2019 compared to the first four games in 2018 shows the unit's improvement this season.

Statistic	2019	2018	+/-
Total Points	74	37	+37
First Downs	77	50	+27
TDs Scored	6	5	+1
Scoring Drives	16	6	+10
Field Goals Made	10/12	1/3	+9
Total Net Yards	1,305	834	+471
Total Yards/Game	326.3	208.5	+117.8
Passing Yards (Net)	937	567	+370
Passing Yards/Game	234.3	141.8	+92.5
Rushing Yards	368	167	+101
Rushing Average	4.7	3.5	+1.2
3rd Down Efficiency	39.0 (23/59)	28.6 (12/42)	+10.4



### Notes on the Offensive Comparison - 2019 vs. 2018

- In three games (vs. Det; @ Bal; vs. Sea), Arizona has posted more total net yards than in any single game last season.
- Arizona has more scoring drives in the first four games this season (16) than it had in the first seven games (15) in 2018.
- The Cardinals have 10 FGs through four games in 2019. Arizona had 12 FGs all of last season.
- Arizona has rushed for 100+ yards three times in four games this season. The Cardinals had just two games with 100+ rushing yards in 2018.
- Arizona had just one 100-yard receiving performance in all of 2018 (**Larry Fitzgerald**, 102 vs. SF in Week 8). The Cardinals have had three through four games this season (Fitzgerald, 113 vs. Det and 104 @ Bal; **Christian Kirk**, 114 @ Bal).
- The Cardinals single-game high for passing yards last season was 252. Rookie QB **Kyler Murray** has had games of 308 and 349 yards in 2019.
- Murray** has 106 completions through four games this season. As a team, Arizona had 69 completions through four games in 2019.
- Arizona has totaled at least 20 first downs in a game three times so far this season. The Cards had 20+ first downs just three times in all of 2018.



## JONES GIVES BACK



Cardinals LB **Chandler Jones** recently donated new Nike cleats to the football team at his high school alma mater, Union-Endicott in upstate New York.

"I think they're more excited because they're getting a gift from Chandler Jones," said Tom Baleno, the U-E Football Coach, via *Spectrum News*.

"He's top-notch, he's mastered his craft in the NFL, and just to have – it could be anything – a gift from him is what's really special."

Jones, a 2008 graduate of U-E, went on to star at Syracuse before the Patriots selected him with the 21<sup>st</sup> overall pick in the 2012 NFL Draft. He was acquired by the Cardinals in 2016 and leads the NFL in sacks (44.0) over the last three-plus seasons (2016-19).

"I think it's fantastic that he inspires us to be the best version of ourselves," Baleno said. "I think that he's a great role model. I think he really embodies what U-E football is. And us as a community, we're very proud of him."

The Tigers debuted their cleats in a home game against Whitesboro HS in September (9/20).

### SACKS FOR PHOENIX CHILDREN'S HOSPITAL

Last December, Jones donated \$40,000 to Phoenix Children's Hospital after pledging \$20,000 for every sack he collected in the Cardinals final two games of the season. He recorded one in the team's season finale at Seattle, but opted to double the donation to \$40,000.

## DAVID'S LOCKER OPENS AT RYAN'S HOUSE



In September (9/10), Cardinals RB **David Johnson** and his wife, **Meghan**, presented a gift to bring cheer to young patients at Ryan's House in Phoenix on behalf of their nonprofit Johnson Family's Mission 31 Foundation.

"This is really why I play football, just to be able to give back to the community and give back to people in need," said Johnson.

The organization donated its fourth "David's Locker," a mobile cart containing Nintendo Switches, iPads, noise-cancelling headphones and video games to serve as a welcome diversion for patients during treatment and recovery.

"We know what that's like and if something ever happened to our kids, we would want the same support so this just means the world to us," said Meghan.

The Johnson Family's Mission 31 Foundation provides opportunities, encouragement and resources to seriously ill children and their families by offering daily support and life changing experiences.

"It's going to give our kids an opportunity to use technology that they may or may not have at home and here in a setting where they feel supported and can do all kinds of fun things," said Tracy Leonard-Warner with Ryan's House.

Through their family foundation, created in 2017, the Johnsons are inspired to make a positive impact on children's lives. Before professional football, David planned on a career in teaching and coaching.

Meghan's dream was to work as a nurse at a children's oncology unit. They both are involved in volunteering at children's hospitals in the Valley and enjoy combining their passions into one cause through their foundation work.

## FITZ AND GARTH TEAM UP



Cardinals WR **Larry Fitzgerald** recently partnered with country music artist and friend **Garth Brooks** to donate electronics to 32 schools in the Phoenix and Minneapolis metro areas to increase digital literacy.

In September (9/12), Fitzgerald visited Academia Del Pueblo, a low-income K-8 charter school in Phoenix and was joined by Brooks via video screen, to announce their donation to a crowd of elementary school students.

The visit was known by few, including principal Frank Lomeli, who said "place just absolutely erupted" when Fitzgerald was introduced.

Digital literacy is described as the ability to understand and use digital tools "in communicative, collaborative ways" by the American Library Association.


"Technology bridges all gaps," Fitzgerald said in an interview with *The Arizona Republic*. "It doesn't matter what school you go to. A young person can sit down and learn about anything that they desire to learn about."

The donations will include multiple devices from the Microsoft Store, which partnered with Brooks' Teammates for Kids Foundation and Fitzgerald's The First Down Fund.

In March (3/23), Fitzgerald joined Brooks on stage during his performance at State Farm Stadium to present him a Cardinals jersey.

"Arizona, let me tell you, you might have the greatest human being I've ever met in Larry Fitzgerald," Brooks told the crowd of 77,653.

## SAGUARO CARDINALS RETURN



Last Tuesday (9/23) the Cardinals hosted an NFL Fantennial pep rally featuring RB **D.J. Foster**, WR **Christian Kirk**, CB **Byron Murphy**, **Nicole Bidwill**, team mascot Big Red and Cardinals Cheerleaders at Saguaro High School.

The three players addressed the students at the pep rally highlighting Saguaro athletics and took part in a Q&A session while also signing autographs and taking pictures. The Saguaro High School football team also attended the Cardinals home game on Sunday (9/29) against the Seahawks as guests of the team.

Foster, Kirk and Murphy all attended Saguaro High School and won a collective six state championships with the Sabercats from 2008-15.

Foster set a single-season state record with 60 total TDs while leading Saguaro to an Arizona Division III State Championship as a senior in 2011.

Kirk was an All-American and earned 2014 Arizona Gatorade Player of the Year honors after surpassing 3,000 all-purpose yards and scoring 46 total TDs as a senior.

Murphy helped lead the Sabercats to state titles during both his junior and senior seasons and was named the Arizona Division II Player of the Year and first-team All-Arizona in 2015.

"NFL100" is a year-long celebration to commemorate the centennial season of the National Football League and bring generations of football fans, players, communities and all 32 clubs together for a unique line-up of programming and activities.



## CARDS JOIN NFL TO CELEBRATE 100TH SEASON

The NFL is celebrating its 100th season in 2019. As the United States' oldest professional football franchise still in existence, the Cardinals hold a unique place in league history.



The Cardinals were founded in 1898 as the Morgan Athletic Club, predating the formation of the NFL by over 20 years. By the time the NFL was founded in 1920 as the American Professional Football Association (APFA), the team was known as the Racine Cardinals when it became one of the 14 charter members of the upstart league after paying a \$100 franchise fee. Today, the Cardinals and Chicago Bears represent the only two charter members of the NFL still in existence.

In 1932, Hall of Fame owner Charles W. Bidwill, Sr., then a vice president of the Bears, purchased the Cardinals. After divesting himself of his Bears' holdings, that began a period of family ownership that continues today with current owner **William V. Bidwill** and team president **Michael Bidwill**.

In 2019, the Cardinals will join the NFL in celebrating 100 years of play with a year-long series of "NFL 100" events, initiatives and programs celebrating fans, players and communities.

The historic and unprecedented celebration is a salute to the millions of fans who love the game; highlighting the unifying nature of football and its positive impact in communities; bringing together generations of past, present and future players; and looking ahead to the NFL's next 100 years.

## CARDS A MEMBER OF NFL'S TWO OLDEST RIVALRIES

Having met twice during the NFL's inaugural season in 1920, the Cardinals and Bears represent the oldest rivalry in league history. The Cardinals and Packers – who joined the league in 1921 – are the NFL's second-oldest rivalry. The Packers were formed in 1919 by Earl (Curly) Lambeau and George Calhoun but did not gain entry into the APFA until 1921.



1920 Racine Cardinals

- The Cards and Bears have faced each other 90 times during the regular season, dating back to 1920.
- The first-ever meeting between the Cardinals and Bears – then known as the Racine Cardinals and Decatur Staleys – occurred at Normal Park in Chicago on November 28th, 1920, exactly 72 days after the league was conceived as the APFA during a meeting in Canton, OH. In that game, the Cardinals defeated the Staleys 7-6 at Normal Park.
- The first meeting between the Cardinals and Packers (a 3-3 tie) occurred on November 20, 1921 at Normal Park in Chicago. The following week (November 27, 1921), the Packers and Bears met for the first time.

## FRIENDSHIP OF THE HALL OF FAME OWNERS

Cardinals Hall of Fame owner **Charles Bidwill** and Bears Hall of Fame owner **George Halas** had a friendship that endured even as their team's were cross-town rivals during their shared time in Chicago.

At one point during the Great Depression, that friendship helped save Halas' ownership of the Bears.

In 1931, Halas' co-owner Edward "Dutch" Sternaman proposed being bought out of his stake in the Bears for \$38,000, which was to be paid in installments. After suffering \$18,000 in losses during the 1932 season, Halas was \$15,000 short when the final payment was due in 1933. Defaulting on the payment meant ownership would revert to Sternaman.



Charles Bidwill (left) and George Halas (right)

"It was a case of finding \$15,000 in a hurry, or losing everything I'd worked for since moving the Staleys from Decatur to Chicago in 1921," Halas wrote in 1967 in a history of the Bears published in the Chicago Tribune. "From this desperate situation, I was rescued by the joint efforts of my mother and my good friend Charley Bidwill. Mother bought \$5,000 worth of stock from her savings. Bidwill purchased \$5,000 in stock and also arranged a bank loan for the remaining \$5,000 needed. But it was a mighty close call. As I remember, I finally got all the money together at 11:10 a.m. on the day the final note came due. Forfeit time was 12 o'clock noon."

## A HISTORY OF BEING THE FIRST

In addition to being the oldest professional football team in the country, the Cardinals also have a long history of serving as a pioneer in the sport – both on and off the playing field.

### DIVERSITY

**1st Female Owner in NFL History:** Following the 1947 death of Cardinals owner and Pro Football Hall of Fame Charles Bidwill, his wife Violet oversaw operations of the franchise for the next 15 years. As such, she became the first female to serve as principal owner in NFL history and is believed to be the first female owner in American pro sports.



Violet Bidwill

**1st African American Female Executive in NFL History:**

Adele Harris spent 26 seasons with the franchise before retiring in 2001. She holds the distinction of being the first African American female to hold a front office position with an NFL team. Harris first worked as a secretary for the St. Louis Football Cardinals from 1971-74. She left the club to pursue a degree in business management and returned to the team in 1978 as a publicity assistant. By 1980, Harris became the team's director of community relations, and was instrumental in the team's civic efforts when it relocated to Arizona in 1988. Harris passed away in November of 2007.

**1st African American to Handle Contract Negotiations for NFL Team:** In 1981, the team hired attorney Bob Wallace, making him the first African American to handle contract negotiations for an NFL club.

**1st African American Head Coach/General Manager Tandem:** In 2004, the Cardinals hired Dennis Green as the team's head coach. Joining General Manager Rod Graves, they became the first African American general manager/head coach pairing. Hired by Arizona in 1997 as Assistant to the President, Graves spent 16 seasons with the organization, including the last six years at the team's GM.

**1st Female Coach in NFL History:** In 2015, the Cardinals hired Jen Welter as a coaching intern for training camp and the preseason to work with inside linebackers, making her the first female coach of any kind in NFL history.

### INTERNATIONAL PLAY

**1st NFL Game Outside of North America:** The most popular sport in the United States played before an international audience for the first time ever when the Cardinals and San Diego Chargers met for a preseason matchup at Korakuen Stadium in Tokyo, Japan. On August 16, 1976 the Cardinals defeated the Chargers 20-10 before an estimated crowd of 38,000.

**1st NFL Game in Europe:** On August 6, 1983 the Cardinals faced the Minnesota Vikings in a preseason matchup at Wembley Stadium in London. The Vikings defeated the Cardinals 28-10 in front of 32,847 fans at the landmark event.

**1st NFL Regular Season Game Played Outside United States:** On October 2, 2005 the Cardinals earned a 17-point come-from-behind victory over the San Francisco 49ers in a game played in front of a then-record crowd of 103,467 at Mexico City's Estadio Azteca. It was the first NFL regular season game ever played outside of the US.

### FOOTBALL FIRSTS

**1st Night Game in NFL History:**

On November 6, 1929 the Providence Steamrollers became the first team to host a game at night using floodlights in a matchup against the Cardinals. That night contest also featured the first use of a football painted white during an actual game. With fan attendance crucial to generate revenue, the game was played in the evening rather than during the workday. The minor league baseball field of Kinsley Park was adorned with floodlights and the Cards earned a 16-0 victory over the Steamrollers.



NFL's 1st Night Game - 11/6/29

**1st Out of Town Training Camp:** Prior to the 1929 season, the Cardinals conducted what is believed to be the NFL's first extended out-of-town training camp when the team spent the summer at Waterworks Park in Coldwater, Michigan.

**1st Indoor NFL Game:** With the country struggling through the Great Depression in late 1930, the Chicago Cardinals challenged the cross-town Bears to play a game to raise money for the governor's fund for unemployment relief. To battle the freezing temperatures the teams agreed to play at Chicago Stadium, then the largest indoor arena in the world. On December 15, 1930 the Bears earned a 9-7 victory in front of 10,000 fans. Six inches of dirt were hauled in and rolled for a playing surface, forcing the teams to use a white ball to increase visibility for both the players and fans. In addition to raising thousands of dollars for charity, it was a precursor to the 1932 championship when the Bears played for the NFL title in the same venue against the Portsmouth Spartans.

**1st Retractable Grass Field in NFL History:** When the Cardinals opened their new stadium in 2006, the venue broke the mold in terms of design and architecture. Among its most unique features is a fully retractable grass playing surface that resides outside the stadium for 300+ days a year and rolls in when needed. The first of its kind in NFL history, the stadium's grass playing surface has consistently ranked #1 in surveys of the league's players.



# THE KINGSBURY ERA BEGINS IN ARIZONA

## TAKING THE REINS

On January 8, 2019 the Cardinals announced the hiring of **Kliff Kingsbury** as the team's head coach.

The 40-year old Kingsbury spent the past six seasons (2013-18) as the head coach at his alma mater, Texas Tech, and was hired as USC's offensive coordinator in December. The New Braunfels, TX native is an 11-year coaching veteran who has also worked at Texas A&M (2012) and at the University of Houston (2008-11) where he began his coaching career.

Recognized as one of the profession's brightest and most-innovative offensive minds, Kingsbury has tutored six future NFL QBs, including first-round selections Patrick Mahomes, Baker Mayfield and Johnny Manziel as well as Case Keenum, Davis Webb and Nic Shimonek. Under Kingsbury's guidance, Mahomes (2016) and Keenum (2009, '11) both led the nation in passing.



### Highlights from Kingsbury's Coaching Career

- While at Texas Tech, Kingsbury served as the play-caller for one of college football's most explosive and productive offenses. The Red Raiders featured a passing attack that ranked in the top-10 in the country in all six seasons of his tenure, ranked in the top-20 nationally for total offense in all six seasons and finished in the top-25 in scoring five times.
- Under Kingsbury, Texas Tech averaged at least 30 points per game, 470 total yards per game and 300 passing yards per game in all six seasons. The Red Raiders averaged more than 500 yards of offense in four seasons and over 450 passing yards twice. They also averaged at least 140 rushing yards per game four times in six seasons under Kingsbury and averaged more than 40 points per game twice.
- At both Houston (2011) and Texas Tech (2016) Kingsbury's offenses led the nation in total offense and passing offense.
- Dating back to his first offensive coordinator job at Houston in 2011, a Kingsbury-led offense never finished outside the top-20 in the nation in total offense and never finished outside the top-15 in passing offense.
- In 2016, Texas Tech led the nation in total offense (566.6 ypg) and passing offense (463.0 ypg) while finishing #5 in scoring (43.7 ppg). It was the sixth consecutive season a Kingsbury-led unit finished in the top-10 in total offense dating back to his time at both Houston and Texas A&M.
- In 2015, the Red Raiders finished #2 in the nation in total offense (579.5 ypg), #2 in scoring offense (45.1 ppg) and had the nation's second ranked passing offense (388.2 ypg). The 45.1 points per game average established a school single-season record and Texas Tech was one of just two schools in the nation to score at least 25 points in every game. The Red Raiders featured a 4,000-yard passer, 1,000-yard receiver and a 1,000-yard rusher for the first time in school history.
- With Kingsbury serving as co-offensive coordinator in 2011, Houston led the nation in total offense (599.1 ypg), passing offense (450.1 ypg) and scoring (49.3 ppg) as quarterback Case Keenum finished his collegiate career as the most prolific passer in NCAA FBS history.

Kingsbury spent the 2012 season at Texas A&M as offensive coordinator/QBs coach working under current University of Arizona head coach Kevin Sumlin. Texas A&M finished third nationally in total offense (558.5 ypg) with an attack that finished 13th nationally in rushing (242.1 ypg) and 14th in passing (316.5 ypg). The Aggies beat #1 Alabama on the road and #11 Oklahoma in the Cotton Bowl.

Kingsbury began his coaching career at the University of Houston under Sumlin as the offensive quality control coach (2008-09) prior to being elevated to QBs coach (2010) and then co-offensive coordinator in 2011.

Kingsbury played QB at Texas Tech (1999-2002) where he set 39 school records, 16 Big 12 marks and 17 NCAA records during his collegiate career while throwing for 12,423 yards and 95 TDs. As a senior in 2002, he was awarded the Sammy Baugh Trophy as the nation's top college QB and was also named the Associated Press Big 12 Offensive Player of the Year while finishing ninth in Heisman Trophy voting.

He was drafted in the sixth round of the NFL Draft by New England in 2003 and spent his rookie season on the Patriots injured reserve list before spending the 2004 season on the Saints practice squad. Kingsbury played in one game with the Jets in 2005 and attended training camp with the Bills in 2006. He also played with the Cologne Centurions of NFL Europe in 2006 before playing with the Winnipeg Blue Bombers of the Canadian Football League in 2007.

In 2018, Kingsbury was inducted into the Texas High School Football Hall of Fame. He played high school football under his father, Tim, at New Braunfels (TX) High School where he threw for more than 3,000 yards and 34 TDs as a senior.

## KINGSBURY ERA BEGINS IN UNIQUE FASHION

Cardinals first-year head coach **Kliff Kingsbury** made his NFL debut in the Cardinals matchup against the Lions in Week 1. *At 40 years, 30 days old he became the youngest Week 1 head coach for the Cardinals since Joe Kuharich (35 years, 166 days) in 1952.*

### A RARE RESULT IN HIS FIRST GAME

Exactly 98 years, 10 months and 30 days after playing their first game as an NFL franchise (0-0 tie against the Chicago Tigers), the Cardinals played to a 27-27 tie with the Lions in the season-opener against the Lions in Week 1.

Kingsbury joins the coach from that '20 matchup vs. the Tigers – Pro Football Hall of Famer **Paddy Driscoll** – as the only coaches in franchise history to have their debut game end in a tie.

Prior to Kingsbury, the last NFL coaching debut that resulted in a tie was Detroit's Joe Schmidt, who led the Lions to a 17-17 tie against the Packers on 9/17/67.



## COACHING QUARTERBACKS

After joining the coaching ranks with the University of Houston in 2008, **Kliff Kingsbury** mentored six future NFL QBs during his coaching tenure: *Patrick Mahomes, Baker Mayfield, Johnny Manziel, Case Keenum, Davis Webb and Nic Shimonek.* Mahomes, Mayfield and Manziel were all selected in the 1st round of the NFL Draft.

### NFL QBs Under Kingsbury

Year	Player (School)	Com	Att	Pct	Yds	TD	INT	Rate
2017	Nick Shimonek (TT)	328	493	66.5	3,963	33	10	152.1
2016	Patrick Mahomes, II (TT)	388	591	65.7	5,052*	41	10	156.9
2015	Patrick Mahomes, II (TT)	336	517	65.0	4,283	32	14	149.6
2014	Patrick Mahomes, II (TT)	211	345	61.2	2,539	24	13	138.4
2013	Baker Mayfield (TT)	218	340	64.1	2,315	12	9	127.7
2013	Davis Webb (TT)	226	361	62.6	2,718	20	9	139.1
2012	Johnny Manziel (A&M)^	295	434	68.0	3,706	26	9	155.3
2011	Case Keenum (Hou)	428*	603*	71.0	5,631*	48*	5	174.0
2009	Case Keenum (Hou)	492*	700*	70.3	5,671*	44*	15	154.8
2008	Case Keenum (Hou)	397	589	67.4	5,020	44	11	159.9

^1st Freshman ever to win Heisman Trophy

\*Total led the nation

### Mahomes (Texas Tech)

Under Kingsbury's tutelage, Mahomes spent two full seasons (2015-16) as the starter at Texas Tech. In those two years the Red Raiders finished #2 (2015) and #1 (2016) in the nation in total offense while Mahomes threw for a combined 9,705 yards and 77 TDs in 25 starts.

As a sophomore in 2015, Mahomes became the youngest QB in NCAA history to amass 5,000 yards of total offense. He eclipsed the 5,000-yard mark again in 2016, becoming just the third quarterback ever to record 5,000+ yards of total offense in back-to-back seasons.

### Keenum (Univ. of Houston)

Kingsbury began his coaching career at the University of Houston where he was a quality control coach from 2008-09 before being promoted to QBs coach in 2010 and co-offensive coordinator in 2011. The Cougars led the nation in total offense, passing offense and scoring in 2011, while Keenum completed his record-setting career by placing seventh in the Heisman Trophy voting and winning the Sammy Baugh Award.

With Kingsbury calling plays, the Cougars averaged 599.1 total yards per game, including 450.1 through the air, while scoring over 49 points per game. Keenum wrapped up his career as the most prolific passer in NCAA FBS history. In his one season with Kingsbury as his QBs coach, Keenum completed 428-of-604 passes for 5,631 yards and 48 TDs, all of which led the NCAA FBS.

### Manziel (Texas A&M)

Prior to taking over at Texas Tech, Kingsbury spent one season (2012) as the offensive coordinator at Texas A&M. In his lone season with the Aggies, Kingsbury played a crucial role in Manziel becoming the first freshman ever to win the Heisman Trophy.

### Webb and Shimonek (Texas Tech)

Two other Kingsbury quarterbacks have also moved on to the league in recent years as Webb was selected by the New York Giants in the third round of the 2017 draft while Shimonek signed an undrafted free agent agreement with the Los Angeles Chargers in 2018.





## TOM CLEMENTS - PASS GAME COORDINATOR/QBS

Now in his first season as the Cardinals Pass Game Coordinator/QBs coach, veteran assistant **Tom Clements** (CLEM-ents) is a 24-year coaching veteran who has spent 20 seasons as an assistant coach in the NFL, including five seasons as an offensive coordinator.

- Named Cardinals pass game coordinator/QBs coach on 1/22/19.

- Coached for 11 seasons with the Packers (2006-16). In his 11 seasons with Green Bay, the Packers finished top-10 in the NFL in total offense nine times, made the postseason nine times and won Super Bowl XLV following the 2010 season.

- During his tenure with the Packers, Clements helped with the development of QB Aaron Rodgers who was selected to six Pro Bowls and earned NFL MVP honors in 2011 and 2014.

- In three seasons as offensive coordinator with Green Bay (2012-14), the Packers ranked #3 in the NFL in scoring (27.8 ppg), #5 in total offense (381.9 ypg), #3 in giveaways (54) and #5 in first downs (1,048).

- The Packers finished top-10 in the NFL in scoring in each season Clements worked as offensive coordinator, including in 2014 when the Packers led the NFL with 486 points.

- Also coached QB Brett Favre, who in 2007 was selected to the Pro Bowl after throwing for more than 4,000 yards for the fifth time in his career and led the Packers to the NFC Championship game.

- Has coached 13 different offensive players to a total of 21 Pro Bowls and tutored five quarterbacks who had 13 total 3,000-yard passing seasons, including eight 4,000-yard campaigns.

Prior to joining Green Bay, Clements spent two seasons (2004-05) as the offensive coordinator in Buffalo. He spent the previous seven years as a QBs coach with Pittsburgh, Kansas City and New Orleans. Clements helped Elvis Grbac (Chiefs in 2000) and Kordell Stewart (Steelers in 2001) earn Pro Bowl selections while Tommy Maddox (Pittsburgh) was named NFL Comeback Player of the Year in 2002.

Clements got his start in coaching at his alma mater, Notre Dame, spending four seasons (1992-95) working under Lou Holtz. He played 12 years in the Canadian Football League as a QB and was a seven-time divisional All-Star, 1987 CFL MVP, 1975 CFL Rookie of the Year and two-time Gray Cup Champion with Ottawa (1976) and Winnipeg (1984), earning the Outstanding Offensive Player award in each game.



## JEFF RODGERS - ASST. HEAD COACH/SPECIAL TEAMS

**Jeff Rodgers** is in his second season with Arizona and first as the team's assistant head coach/special teams coordinator.

He came to Cardinals in January, 2018 as the team's special teams coordinator and added the title of assistant head coach in 2019.

- Hired as Cardinals special teams coordinator in 2018 after working in the same capacity for three seasons (2015-17) with the Chicago Bears.

- Has 18 years of coaching experience, including 15 seasons coaching special teams in the NFL with Arizona, Chicago (2015-17), Denver (2011-14), Carolina (2009-10) and San Francisco (2003-07).

- Helped the Cardinals rank 5th in the NFL in special teams last season after the team finished 30th in 2017. P Andy Lee led the NFL and set a franchise single-season record with a 48.6-yard punting average and rookie LB Zeke Turner led the NFL with 13 solo special teams tackles in 2018.

- The Broncos returned six kicks for TDs during Rodgers tenure in Denver (2011-14), tied for the second most in the NFL in that span. In 2012, Trindon Holliday became the first player in NFL history to record multiple return TDs in a playoff game when he scored on a 90-yard punt return and a 104-yard kickoff return in a 38-35 double-overtime loss to the Ravens.

- Under Rodgers tutelage, Broncos K Matt Prater was named to the Pro Bowl in 2013 after setting franchise records in field goal percentage (96.2%; 25-of-26) and points scored (150). Prater's 64-yard field goal in 2013 is the longest in NFL history. In 2014, K Connor Barth's 93.8 field-goal percentage (15-of-16) was the second-highest in team history.

Rodgers began his coaching career at the University of Arizona in 2001, spending two seasons as a graduate assistant working with the secondary and LBs under head coach John Mackovic. He entered the NFL coaching ranks with San Francisco in 2003 as a special teams quality control coach for two seasons.



## VANCE JOSEPH - DEFENSIVE COORDINATOR

**Vance Joseph** was hired as Arizona's Defensive Coordinator this offseason and joined the Cardinals after two years (2017-18) as head coach of the Denver Broncos.

He is a 20-year coaching veteran, including 14 seasons in the NFL with San Francisco (2005-10), Houston (2011-13), Cincinnati (2014-15), Miami (2016) and Denver (2017-18).

- Hired as Cardinals defensive coordinator on 1/11/19.

- Joseph has 12 years of coaching experience on the defensive side of the ball in the NFL, including as defensive coordinator with Miami in 2016.

- In Joseph's initial season with the Broncos in 2017, Denver had the NFL's #3 ranked defense and joined Minnesota as the only teams in the NFL that season to rank in the top-five in both run defense and pass defense. The Broncos ranked #5 in run defense in '17 after finishing the previous year ranked #28 in that category.

- In 2018, the Broncos defense ranked in the top-10 in the NFL in INTs (17), takeaways (28) and sacks (44). Rookie LB Bradley Chubb – Denver's first-round selection in the 2018 NFL Draft – led all NFL rookies with 12.0 sacks last season. Pro Bowl LB Von Miller had 14.5 sacks, tied for fourth in the NFL last season. Denver was one of three teams (Seattle, Kansas City) to have two players record double digit sacks in 2018.

- In a stretch from 2011-16, which spanned jobs in Houston, Cincinnati and Miami, Joseph's teams made the postseason five times in six seasons.

- Joseph's teams have ranked in the top-10 in INTs in four of the past five seasons.

- Four different DBs earned a combined five Pro Bowl selections – Johnathan Joseph (2), Reggie Nelson (1), Adam Jones (1) and Walt Harris (1) – during Joseph's time coaching defensive backs in Cincinnati, Houston and San Francisco.

Prior to his tenure in Miami, Joseph coached DBs for two seasons (2014-15) with Cincinnati, helping the Bengals to back-to-back postseason appearances. During his two seasons with Cincinnati, the Bengals led the NFL with 41 INTs. Cincinnati was the only team to post more INTs than TDs allowed (36) during that two-year stretch while holding opposing QBs to the lowest combined passer rating (77.4) in the NFL.

Prior to beginning his coaching career as a grad assistant at the University of Colorado in 2000, Joseph appeared in 30 games for the Buffaloes (1990-94), playing QB, RB and on special teams, and was a member of the Buffaloes 1990 National Championship team. He served as a backup to All-American QBs Darian Hagan and Kordell Stewart and completed 34-of-61 passes for 454 yards and four TDs to go along with 50 carries for 237 yards and one TD in his college career.

He converted to CB in the NFL and signed with the Jets as an undrafted rookie free agent in 1995. As a rookie, Joseph played in 13 games and had 21 tackles (17 solo), two INTs and five passes defended. He played in four games with the Colts in 1996 before spending the preseason with Denver in 1997.



## COACHING STAFF HIGHLIGHTS

- Of the 25 coaches on the Cards staff, 18 are new to the organization. The seven returning coaches are **Chris Achuff** (Defensive Line), **Steve Heiden** (Tight Ends), **Randall McCray** (Asst. Special Teams), **Buddy Morris** (Strength & Conditioning), **Jeff Rodgers** (Asst. Head Coach/Special Teams Coordinator), **Vernon Stephens** (Asst. Strength & Conditioning) and **Cam Turner** (Offensive Asst./Asst. Quarterbacks).



- The Cards coaching staff entered the 2019 season with a combined 419 years of coaching experience at the college and NFL levels: 201 in the NFL; 218 in college. Of the 25 coaches on staff, 21 entered the season with NFL coaching experience.

- In addition to their experience on the sidelines, the Cardinals staff features seven coaches who played a combined 38 years in the NFL: **Kliff Kingsbury** (3), **Vance Joseph** (2), **Tom Clements** (1), **Steve Heiden** (11), **Brian Natkin** (1), **Marcus Robertson** (12) and **James Saxon** (8).

- Nine members of the Arizona staff entered the year having coached at least 10 seasons in the NFL: **Jerry Sullivan** (24), **Bill Davis** (24), **Tom Clements** (20), **James Saxon** (19), **Jeff Rodgers** (15), **Vance Joseph** (14), **Sean Kugler** (12), **Marcus Robertson** (12) and **Greg Williams** (10).

- Three members of the staff - Kingsbury (Texas Tech), Joseph (Denver Broncos) and Sean Kugler (Texas-El Paso) - have previously served as a head coach either at the college or NFL level.



## THE ASSISTANT COACHING STAFF IN 2019

### CHRIS ACHUFF - Defensive Line



Last name pronounced "A-cuff" ... long-time college assistant in his second season with the Cardinals and first as the D-Line coach ... joined the Cardinals in 2018 after 19 years coaching at the collegiate level, coaching the D-line at Baylor (2008-16), Tennessee-Martin (2006-07), Charleston Southern (2005) and Tennessee-Chattanooga (2004).

### BRIAN NATKIN - Asst. Offensive Line



Joined the Cardinals in 2019 after spending the last 15 seasons at the college level ... a consensus All-American TE as a player at the University of Texas-El Paso, spent the 2018 season as run-game coordinator/O-Line coach at Hutchinson (KS) Community College ... worked the previous six seasons (2012-17) at his alma mater, UTEP.

### PETER BEDOVINAC - Asst. Wide Receivers



Last name pronounced "buh-DOE-vuh-nack" ... spent the last six seasons (2013-18) at the college level ... a former QB at Michigan State (2010-12), spent the 2018 season as a defensive graduate assistant at Ohio State ... spent the previous three seasons (2015-17) coaching LBs at Missouri State after beginning his coaching career at Missouri in 2013.

### DAVID RAIH - Wide Receivers



Last name pronounced "RYE" ... spent the last five seasons with Green Bay as WRs coach (2018), offensive perimeter coach (2017), asst. O-Line coach (2016) and coaching administrator (2014-15) ... played QB at Iowa (1999-2003) and helped the Hawkeyes to a 2002 Big Ten Conference Championship and a berth in the 2003 FedEx Orange Bowl.

### CHARLIE BULLEN - Asst. Linebackers



Is in his first season with Arizona and eighth in the NFL ... spent the last seven seasons (2012-18) with Miami, including the past three seasons as the Dolphins assistant LBs coach ... prior to working with the Dolphins, coached for three seasons (2009-11) as a graduate assistant, working with defensive backs at his alma mater, the University of Iowa.

### MARCUS ROBERTSON - Defensive Backs



A former NFL DB, is in his first season as Arizona's DBs coach after spending the past two seasons (2017-18) in the same role with the Broncos ... has spent the last 28 seasons in the NFL as a player, coach, and administrator and has coached DBs for the past 12 seasons with Tennessee (2007-11), Detroit (2012-13), Oakland (2014-16) and Denver.

### BILL DAVIS - Linebackers



Returned to the Cardinals for his second tenure with the team after previously working as Arizona's defensive coordinator (2009-10) and LBs coach (2007-08) ... has 24 years of coaching experience in the NFL, including seven seasons as a defensive coordinator with Arizona, Philadelphia and San Francisco ... spent the past two seasons (2017-18) as LBs coach at Ohio State.

### JAMES SAXON - Running Backs



Has 19 seasons of experience as a RBs coach (2000-18) in the NFL after an eight-year playing career in the league with the Chiefs (1988-91), Dolphins (1992-94) and Eagles (1995) ... came to AZ after coaching Pittsburgh's RBs the past five seasons (2014-18) ... has coached for four different franchises that had eight total postseason appearances.

### ROB GROSSO - Defensive Quality Control



Is in his first season in Arizona after working as the assistant to the head coach under Vance Joseph in Denver in 2018 ... previously served as an operations intern with the Broncos in 2017 ... a former WR at John Carroll University (2011-13), worked with the Arizona Rattlers of the IFL during the 2017 season as a coaching/player personnel intern.

### DON SHUMPERT - Bill Bidwill Fellowship/RBs



Came to the Cardinals after spending last season with the NY Giants as an offensive assistant ... former WR who attended rookie mini-camp with the Chicago Bears and Kansas City Chiefs ... served as a graduate assistant at his alma mater, the University of Iowa, for two seasons (2016-17), assisting the Hawkeyes WRs and special teams.

### STEVE HEIDEN - Tight Ends



Veteran NFL tight end is in his seventh season with the Cardinals and first as TEs coach after working the past six seasons as asst. O-Line coach (2018) and asst. special teams/asst. TEs coach (2013-17) ... after playing in the NFL for 11 seasons (1999-2009), entered the coaching ranks in 2012 as TEs coach at Concordia University in St. Paul, MN.

### JERRY SULLIVAN - Offensive Asst.



Returned to the Cardinals as an offensive assistant for his second tenure with the team after previously serving as WRs coach (2001-02) and offensive coordinator (2003) ... has 47 years of experience, including 24 seasons in the NFL with the Chargers (1992-96), Lions (1997-2000), Cardinals (2001-03), Dolphins (2004), 49ers (2005-10) and Jaguars (2012-16).

### SEAN KUGLER - Offensive Line



Last name pronounced "KOOG-ler" ... a 29-year coaching veteran, has spent 12 seasons as an assistant in the NFL having previously coached with Detroit (2001-05), Buffalo (2007-09) and Pittsburgh (2010-12) in addition to last season with Denver as the Broncos O-Line/guards/centers coach ... was the head coach at his alma mater, Texas-El Paso, for five seasons (2013-17).

### CAM TURNER - Offensive Asst./Asst. Quarterbacks



A former WR and QB at The Citadel, now in his second year with Arizona's coaching staff in '19 ... spent three seasons (2015-17) in Carolina, where he assisted WRs for two years before serving as the assistant QBs coach in 2017 ... prior to Carolina, spent two seasons (2013-14) as the QBs and WRs coach at Florida International.

### RANDALL McCRAY - Asst. Special Teams



Now in his second year with the Cardinals in '19 ... a college assistant coach for 26 seasons, was hired by the Cardinals in 2018 ... came to Arizona after spending two years as Texas State's assistant head coach, defensive coordinator and LBs coach ... began his coaching career as a grad assistant at South Carolina in 1991.

### SPENCER WHIPPLE - Offensive Quality Control



In his first NFL season after spending the past seven years at the college level ... coached the last five seasons (2014-18) at the Univ. of Massachusetts where he served as the passing game coordinator/QBs coach in '18 ... joined the UMass staff in 2014 as TEs coach before working the following three seasons (2015-17) as passing game coordinator/WRs coach.

### RUSTY MCKINNEY - Defensive Asst.



In his first season with the Cardinals - and sixth in the NFL - after spending the past three seasons as a defensive quality control coach with Miami, including working under Cardinals defensive coordinator Vance Joseph in 2016 ... started in the NFL with Cleveland as a coaching intern for two seasons (2014-15) after five seasons (2009-13) at Bentley University.

### GREG WILLIAMS - Cornerbacks



Came to Arizona after spending last season coaching DBs with the Broncos ... has 15 years of coaching experience, including 10 seasons in the NFL ... a former WR and DB at the University of North Carolina (1994-97), spent time in training camp with the Bears and Giants ... began his coaching career at Arizona State as an intern in 2003.

### BUDDY MORRIS - Strength & Conditioning



Now in his fifth season as the Cards strength and conditioning coach ... previously with the Browns (2002-04), returned to the NFL in 2014 with the Cardinals following stints at the Univ. of Buffalo and the Univ. of Pittsburgh ... in 2009, Muscle & Fitness Magazine named his private gym (New York Sports Center) one of the 10 toughest in America.

### CHRIS WILSON - Defensive Asst.



Is in his first season with the Cardinals as a defensive assistant ... came to Arizona after spending the past three seasons (2016-18) as the D-Line coach with the Eagles ... previously coached with the Cardinals as part of the NFL's minority internship program in 1997 ... son, Caleb, is a TE drafted by the Cardinals in the seventh round of the 2019 NFL Draft.



## ELEVATING A FRANCHISE

The 2019 season is the 13<sup>th</sup> since **Michael Bidwill** took over as team President in 2007. His leadership during that time has been instrumental in transforming the franchise both on and off the field.

### Highlights of Bidwill's tenure:

- Leading the list of Bidwill's accomplishments with the Cardinals is the creation of State Farm Stadium. Since it opened in 2006, the team has sold out all 139 games (preseason and postseason included) played at the venue, which has also hosted a pair of Super Bowls.
- In addition to his role in helping Arizona land Super Bowls XLII and XLIX, he led the effort to land Super Bowl LVII (2023) in the spring of 2018. Michael was instrumental in getting the 2015 Pro Bowl moved to Arizona; played a week before Super Bowl XLIX and the 2015 Pro Bowl combined to deliver a record economic impact of \$720 million to the region.
- Of the Cardinals seven all-time postseason wins, five have come during Bidwill's 12 years as team president. Arizona has played in nine postseason contests since Bidwill took over in 2007.
- AZ has appeared in the NFC Championship Game twice during Bidwill's time as president (2008, 2015), including a victory in the 2008 conference title game that led to the team's first-ever Super Bowl appearance (Super Bowl XLIII).
- Arizona's 50 wins between 2013-17 were the most in any five-year span in franchise history.
- In January of 2016, the National Football Foundation (NFF) and College Hall of Fame inducted Bidwill and Arizona Governor Doug Ducey into the NFF Leadership Hall of Fame.
- In January of 2018, Michael was one of five owners named to the NFL's Player-Owner Committee focused on social and racial justice initiatives. In December of 2014, Commissioner Roger Goodell tapped Bidwill to chair the league's Conduct Committee.
- In January of 2019, Michael received the Paul Tagliabue Award from the Fritz Pollard Alliance for demonstrating integrity and leadership in the area of career development for minorities and advocating for diversity.

### Cardinals Under Michael Bidwill (2007-Present)

Statistic	Totals
Regular Season Record	97-97-2
Postseason Record	5-4
Overall Record	102-101-2
Regular Season Win Pct.	.500
Regular Season Home Record	59-38-2
Postseason Home Record	4-0
Overall Home Record (RS+post)	63-37-2
Regular Season Home Win Pct.	.606
Seasons with .500 Record or Better	8
Seasons with 10+ Wins	4
Best Regular Season Record	13-3
Postseason Berths	4
Division Titles	3
Conference Championship Games	2
Super Bowl Appearances	1



## 139 GAMES AND 139 SELLOUTS

After selling out last week's game against the Seahawks, the Cardinals have now sold out all 139 games played at State Farm Stadium since the world-class venue opened in 2006.

There were only 12 total games that sold out in time to be televised locally in 18 years at Sun Devil Stadium.

The Cardinals next play at home in Week 6 when they host the Atlanta Falcons. Following that contest, Arizona plays four of its next five on the road: Week 7 @ NYG; Week 8 @ NO; Week 10 @ TB; Week 11 @ SF.

Below is a look at the results at State Farm Stadium compared to 18 seasons at Sun Devil Stadium.

### Overall Comparison

Statistic	13+ seasons at State Farm Stadium	18 seasons at Sun Devil Stadium
Sellouts	139	12
Regular Season Home Record	62-43-2	64-80
Home Win %	.589	.444
Postseason Record	5-4	1-1
Postseason Home Record	4-0	0-0
Seasons with Winning Record	5	1
Postseason Berths	4	1
Division Titles	3	0
Conference Championship Games	2	0
Super Bowl Appearances	1	0

### STATE FARM STADIUM - NUMBERS, FACTS & FIGURES

**139** - Consecutive sellouts (including preseason and postseason) at State Farm Stadium (compared to just 12 total in 18 seasons at Sun Devil Stadium).

**173** - False starts for Cardinals opponents at State Farm Stadium since it opened in 2006. That is the most in the NFL during that span.

**\$1.3 billion** - Economic impact of the stadium hosting a Pro Bowl, Super Bowl, College Football National Championship Game and the NCAA Men's Final Four during a 26-month stretch in 2015-17.

**2** - Super Bowls held at State Farm Stadium - XLII in 2008 (Giants over Patriots) and XLIX in 2015 (Patriots over Seahawks). The venue will host its third Super Bowl following the 2022 season (Super Bowl LVII).

**\$100 million** - Amount that will be spent renovating State Farm Stadium between when the venue hosted Super Bowl XLIX and when it will host Super Bowl LVII.

**8,596,584** - Total number of fans who have attended a Cardinals game at State Farm Stadium (including preseason and postseason).

**4-0** - Cardinals record at home in the postseason since beginning play at State Farm Stadium.

**8** - Seasons in which the Cardinals have finished with a winning record at home at State Farm Stadium. Arizona has earned four playoff berths and three NFC West titles during that time. The Cardinals finished .500 or better just twice and made the playoffs once in 18 seasons at Sun Devil Stadium.

**60** - Minutes it takes for the retractable field to roll completely into the stadium, covering a distance of 740 feet.

**10** - Approximate minutes it takes to open/close the retractable roof.

**10-2-2** - Cardinals record in overtime games at State Farm Stadium, including postseason. Between 2007 and 2012, the Cardinals won an NFL-record seven consecutive OT home games in the regular season.

## SUPER BOWL COMING BACK TO AZ

### Valley Will Host 4th Super Bowl When Game Returns in 2023

The biggest event in American sports is returning to Arizona as State Farm Stadium was selected to host Super Bowl LVII that will cap the 2022 NFL season.

Super Bowl LVII will be the fourth Super Bowl played in Arizona and the third in 15 years at State Farm Stadium. The Valley last hosted Super Bowl XLIX following the 2014 season. With Super Bowl LVII being held at State Farm Stadium, Arizona will join South Florida, New Orleans, Los Angeles and Tampa Bay as the only sites selected to host the Super Bowl at least four times.

### Past Super Bowls in Arizona

Super Bowl	Site	Date	Result
XLIX (49)	Univ. of Phoenix Stadium	2/1/15	Patriots 28, Seahawks 24
XLII (42)	Univ. of Phoenix Stadium	2/3/08	Giants 17, Patriots 14
XXX (30)	Sun Devil Stadium	1/28/96	Cowboys 27, Steelers 17

### Future Super Bowl Sites

Super Bowl	Site	Date
LIII (53)	Mercedes-Benz Stadium (Atlanta)	Feb. 3, 2019
LIV (54)	Hard Rock Stadium (Miami)	Feb. 2, 2020
LV (55)	Raymond James Stadium (Tampa Bay)	Feb. 7, 2021
LVI (56)	SoFi Stadium (Los Angeles)	Feb. 6, 2022
LVII (57)	State Farm Stadium (Arizona)	2023
LVIII (58)	Mercedes-Benz Superdome (New Orleans)	2024



## IT GETS LOUD IN THERE


Having a sellout crowd on hand every game has given Arizona one of the NFL's most distinct home field advantages.

Dating back to the inaugural year at State Farm Stadium in 2006, Cards opponents have accumulated 173 accepted false start penalties in the regular season. That is the most for any home team in the NFL during that span.

Through three home games this season, Cardinals opponents have been called for three false start penalties.

### NFL Leaders - Opponent False Start Penalties (2006-Present)

Rnk	Home Team	FS	Stadium
1	Cardinals	173	State Farm Stadium
2	Seahawks	154	CenturyLink Field
3	Titans	150	Nissan Stadium
4	Vikings	149	U.S. Bank Stadium/Metrodome/TCF Bank
5	Lions	144	Ford Field





## FAR AND AWAY, FITZ IS ON TOP

**Fitzgerald** has not only surpassed virtually every single franchise receiving record - he has made them nearly untouchable.

Fitzgerald broke the franchise record for receptions in 2010 and since then has more than doubled the previous record. He has over 700 more than any other player in team history.

### Franchise Record—Career Receptions

Rnk	Player (Years)	Rec	Difference
1	<b>Larry Fitzgerald (2004-)</b>	<b>1,326</b>	-
2	Anquan Boldin (2003-09)	586	-740
3	Larry Centers (1990-98)	535	-791
4	Roy Green (1979-90)	522	-804
5	Frank Sanders (1995-02)	493	-833

Established record in Week 14 of 2010 season

Fitzgerald's 16,579 career receiving yards eclipse the second-highest total in franchise history by over 8,000 yards.

### Franchise Record—Career Receiving Yards

Rnk	Player (Years)	Yds	Difference
1	<b>Larry Fitzgerald (2004-)</b>	<b>16,579</b>	-
2	Roy Green (1979-90)	8,497	-8,082
3	Jackie Smith (1963-77)	7,918	-8,661
4	Anquan Boldin (2003-09)	7,520	-9,059
5	Pat Tilley (1976-86)	7,005	-9,574

Established record in Week 4 of 2011 season

Fitzgerald has 52 more TD catches than any other player in franchise history.

### Franchise Record—Touchdown Receptions

Rnk	Player (Years)	TDs	Difference
1	<b>Larry Fitzgerald (2004-)</b>	<b>118</b>	-
2	Roy Green (1979-90)	66	-52
3	Sonny Randle (1959-66)	60	-58
4	Mel Gray (1971-82)	45	-73
5	Anquan Boldin (2003-09)	44	-74

Established record in Week 3 of 2011 season

Fitzgerald would hold the franchise record for receptions with all 31 other NFL franchises. He would hold the record for receiving yards with 30 of the 31 other teams. The lone exception would be Jerry Rice (19,247) in San Francisco.



## A RECORD 238 GAMES FOR FITZ

Selected by the Cardinals #3 overall in the 2004 NFL Draft, **Fitzgerald** is now in his 16<sup>th</sup> season with Arizona in 2019.

In Arizona's 2019 season-opener against the Lions, Fitzgerald appeared in his 235th career game, establishing a new franchise record for career games played. He played in career game #238 last week against Seattle.

Fitzgerald surpassed the previous record for games played held by former K Jim Bakken (234).

### Franchise Record - Career Games Played

Rnk	Player (Years)	Games
1	<b>WR Larry Fitzgerald (2004-)</b>	<b>238</b>
2	K Jim Bakken (1962-78)	234
3	QB Jim Hart (1966-83)	199
4	TE Jackie Smith (1963-77)	198
5	CB Roger Wehrli (1969-82)	193



### FITZGERALD'S ACTIVE STARTS STREAK THE LONGEST AMONG WRS

Last week against Seattle, Fitzgerald made his 72<sup>nd</sup> consecutive start in a streak that dates back to 2014. His 72 consecutive starts represent the longest streak among active NFL receivers and the 10<sup>th</sup>-longest streak among all active offensive players in the league.

### NFL Leaders—Consecutive Starts Offensive Players (Active)

Rnk	Player (Team)	Starts
1	QB Philip Rivers (LAC)	212
2	QB Matt Ryan (Atl)	151
3	QB Matthew Stafford (Det)	132
4t	QB Russell Wilson (Sea)	116
4t	T Mitchell Schwartz (KC)	116
6	C Ben Jones (Ten)	84
7	T Jake Matthews (Atl)	82
8	C Jason Kelce (Phi)	77
9	G Kevin Zeitler (NYG)	76
10	<b>WR Larry Fitzgerald (AZ)</b>	<b>72</b>

## 231 STRAIGHT WITH A CATCH

With his five-catch performance last week vs. Seattle, **Fitzgerald** extended his streak to 231 consecutive games with a reception. That represents the second-longest streak in NFL history behind only Jerry Rice (274 straight). Fitzgerald's streak of 231 consecutive games with a catch is the longest in NFL history with a single team.

### NFL Record - Consecutive Games with a Reception

Rnk	Player (Years)	Games	Duration
1	Jerry Rice (1985-2004)	274	18 years, 8 months, 15 days
2	<b>Larry Fitzgerald (2004-)</b>	<b>231</b>	<b>14 years, 10 months, 23 days</b>
3	Tony Gonzalez (2000-2013)	211	13 years, 26 days
4	Marvin Harrison (1996-2008)	190	12 years, 3 months, 28 days
5	Hines Ward (1998-2010)	186	12 years

### A Look at Fitzgerald's Reception Streak

—Fitzgerald has at least one catch in 237 of 238 career games played. His streak began in Week 9 of his rookie season in 2004 at Miami. That is seven weeks after Rice's 274-game streak — the longest in NFL history — ended.

—Included in his 231-game streak is an active streak of 81 consecutive games with multiple receptions. Only Cleveland's Jarvis Landry (83) has a longer active streak than Fitzgerald.

—Fitzgerald has at least one reception in all 42 different stadiums he has played in during his NFL career.

## 100 TIMES 49

There are only eight players in NFL history that have more career 100-yard receiving performances during the regular season than **Fitzgerald** (49).

The only active player on that list is Atlanta's Julio Jones (51).

### NFL History—Games with 100+ Receiving Yards

Rnk	Player (Years)	Gms
1	Jerry Rice (1985-04)+	76
2	Randy Moss (1998-12)+	64
3	Marvin Harrison (1996-08)+	59
4t	Andre Johnson (2003-2016)	51
4t	Terrell Owens (1996-10)+	51
4t	Julio Jones (2011-)#	51
7t	Steve Smith (2001-16)	50
7t	Don Maynard (1958-73)+	50
9	<b>Larry Fitzgerald (2004-)#</b>	<b>49</b>
10t	Michael Irvin (1998-99)+	47
10t	Torry Holt (1999-09)	47

+Hall of Fame Inductee #Active Player



## THRILLING THE HOME FANS

**Fitzgerald** has been thrilling fans at State Farm Stadium since the venue opened in 2006. He has played 105 career regular season games in 13-plus seasons at State Farm Stadium.

In those contests, he has totaled 616 receptions. In NFL history, only WR Jerry Rice had more receptions in a single stadium. Fitzgerald needs 31 receptions over the final five home games in 2019 to pass Rice for most catches in a single venue.



### NFL History—Receptions By Stadium

Rnk	Player (Team)	Rec	Stadium	To Pass
1	Jerry Rice (SF)	646	Candlestick Park	31
2	<b>Larry Fitzgerald (AZ)</b>	<b>616</b>	<b>State Farm Stadium</b>	-
3	Andre Johnson (Hou)	560	NRG Stadium	-
4	Cris Carter (Min)	531	Mall of America	-
5	Marvin Harrison (Ind)	515	RCA Dome	-

Fitzgerald's 7,634 career receiving yards at State Farm Stadium rank third in NFL history for a single venue.

### NFL History—Receiving Yards By Stadium

Rnk	Player (Team)	Yds	Gms	Stadium	To Pass
1	Jerry Rice (SF)	9,403	119	Candlestick Park	1,770
2	Andre Johnson (Hou)	7,776	88	NRG Stadium	143
3	<b>Larry Fitzgerald (AZ)</b>	<b>7,634</b>	<b>105</b>	<b>State Farm Stadium</b>	-
4	Marvin Harrison (Ind)	7,189	87	RCA Dome	-
5	Steve Largent (Sea)	6,822	101	Kingdome	-

Fitzgerald has 55 career TD catches at State Farm Stadium. Only four players in NFL history have more TD catches in a single stadium.

### NFL History—TD Receptions By Stadium

Rnk	Player (Team)	TDs	Stadium
1	Jerry Rice (SF)	91	Candlestick Park
2	Antonio Gates (LAC)	67	Qualcomm Stadium
3	Marvin Harrison (Ind)	65	RCA Dome
4	Cris Carter (Min)	60	Mall of America
5	<b>Larry Fitzgerald (AZ)</b>	<b>55</b>	<b>State Farm Stadium</b>

Fitzgerald (105) has played in more regular season games at State Farm Stadium than any other player in franchise history.



# BREAKDOWN OF FITZGERALD'S 118 CAREER TOUCHDOWNS

## CAREER TOUCHDOWN SPLITS

By Opponent	By Quarterback (16)	By Stadium
<b>TDs</b> <b>Opponent</b>	<b>TDs</b> <b>Quarterback</b>	<b>TDs</b> <b>Stadium</b>
18 L.A./STL Rams	39 Kurt Warner	55 State Farm Stadium
18 San Francisco	28 Carson Palmer	7 Sun Devil Stadium*
12 Seattle	12 Josh McCown	7 Edward Jones Dome*
8 Philadelphia	7 John Skelton	6 Candlestick Park*
6 Detroit	6 Josh Rosen	6 CenturyLink Field
5 Chicago	5 Kevin Kolb	5 Soldier Field
5 Tampa Bay	5 Matt Leinart	5 Lincoln Financial Field
4 Houston	4 Drew Stanton	3 Ford Field
3 Green Bay	4 Derek Anderson	2 FedEx Field
3 Indianapolis	3 Kyle Murray	2 Levi's Stadium
3 Jacksonville	2 Blaine Gabbert	2 NRG Stadium
3 New England	1 Max Hall	2 Paul Brown Stadium
3 Buffalo	1 Richard Bartel	2 TIAA Bank Field
3 Oakland	1 John Navarre	1 Arrowhead Stadium
3 Washington	1 Shaun King	1 Bank of America Stadium
3 Carolina	1 Brian St. Pierre	1 Estadio Azteca (Mexico City)
2 Cincinnati		1 FirstEnergy Stadium
2 Dallas		1 Giants Stadium*
2 Kansas City		1 Gillette Stadium
2 L.A./SD Chargers		1 Hard Rock Stadium
2 Miami		1 Lambeau Field
2 NY Giants		1 Los Angeles Memorial Coliseum
1 Atlanta		1 Mercedes-Benz Superdome
1 Cleveland		1 RCA Dome*
1 Denver		1 Raymond James Stadium
1 Minnesota		1 Dignity Health Sports Park
1 New Orleans		1 Qualcomm Stadium*
1 Tennessee		*Stadium no longer an NFL venue

## 19 GAMES WITH MORE THAN ONE

Fitzgerald finished the Cardinals Week 11 match-up vs. Oakland last season with two receptions, both of which went for TDs.

It marked Fitzgerald's 19th outing with multiple TD catches. That represents the highest total among all active players in the NFL.

### NFL Leaders – Games with 2+ TD Catches (Active)

Rnk	Player (Team)	Games
1	Larry Fitzgerald (AZ)	19
2	Jimmy Graham (GB)	15
3t	Odell Beckham (Cle)	11
3t	Demaryius Thomas (NYJ)	11
3t	Julio Jones (Atl)	11



## GIVING DIVISION OPPONENTS FITZ

Only two players in NFL history (Jerry Rice and Bob Hayes) have more career receiving TDs vs. a single opponent than Fitzgerald has against both the Rams (18) and 49ers (18).

### NFL History – TD Receptions vs. Single Opponent

Rnk	Player	TDs	Opponent	Gms
1	Jerry Rice	25	Falcons	30
2	Jerry Rice	20	Rams	32
3	Bob Hayes	19	Giants	16
4t	Larry Fitzgerald	18	Rams	30
4t	Larry Fitzgerald	18	49ers	30
4t	Don Hutson	18	Rams	18

## 10 MORE IN THE POSTSEASON

In addition to his 118 career TD catches in the regular season, Fitzgerald has 10 TD catches in nine career postseason games.

Fitzgerald is one of just eight players in NFL history with 10+ TD receptions in the postseason. Of those eight, only Fitzgerald (9) has played in fewer than 15 career playoff games. Only Hall of Fame WRs Jerry Rice (22 in 29 games) and John Stallworth (12 in 17 games) and Patriots TE Rob Gronkowski (12 in 16 games) have more TD receptions in the postseason.

### Career TD Receptions In The Postseason - NFL History

Rnk	Player	TDs	Gms
1	Jerry Rice	22	29
2t	John Stallworth	12	17
2t	Rob Gronkowski	12	16
4t	Larry Fitzgerald	10	9
4t	Fred Biletnikoff	10	18
4t	Antonio Freeman	10	16
4t	Randy Moss	10	15
4t	Hines Ward	10	18

A chronological look at every one of Fitzgerald's 118 TD receptions.

#	Date	Opp	Yds	Quarterback
1	10/10/2004	@ SF	24	Josh McCown
2	10/24/2004	SEA	25	Josh McCown
3	11/7/2004	@ MIA	2	Josh McCown
4	11/21/2004	@ CAR	21	Shaun King
5	12/19/2004	STL	8	Josh McCown
6	12/19/2004	STL	4	Josh McCown
7	12/26/2004	@ SEA	29	Josh McCown
8	12/26/2004	@ SEA	29	Josh McCown
9	9/11/2005	@ NYG	1	Kurt Warner
10	10/2/2005	SF	17	Josh McCown
11	10/9/2005	CAR	26	Josh McCown
12	10/23/2005	TEN	34	Josh McCown
13	11/13/2005	@ DET	8	Kurt Warner
14	11/20/2005	STL	7	Kurt Warner
15	11/27/2005	JAX	5	Kurt Warner
16	12/18/2005	@ HOU	12	John Navarre
17	12/24/2005	PHI	25	Josh McCown
18	1/1/2006	@ IND	25	Josh McCown
19	9/24/2006	STL	12	Kurt Warner
20	10/8/2006	KAN	5	Matt Leinart
21	12/3/2006	@ STL	11	Matt Leinart
22	12/10/2006	SEA	5	Matt Leinart
23	12/24/2006	@ SF	6	Matt Leinart
24	12/31/2006	@ SD	9	Kurt Warner
25	10/7/2007	@ STL	7	Kurt Warner
26	11/11/2007	DET	1	Kurt Warner
27	11/11/2007	DET	20	Kurt Warner
28	11/18/2007	@ CIN	5	Kurt Warner
29	11/25/2007	SF	28	Kurt Warner
30	11/25/2007	SF	48	Kurt Warner
31	12/9/2007	@ SEA	11	Kurt Warner
32	12/16/2007	NO	18	Kurt Warner
33	12/30/2007	STL	21	Kurt Warner
34	12/30/2007	STL	6	Kurt Warner
35	9/7/2008	@ SF	1	Kurt Warner
36	9/21/2008	@ WAS	62	Kurt Warner
37	10/5/2008	BUF	2	Kurt Warner
38	10/5/2008	BUF	2	Kurt Warner
39	10/12/2008	DAL	2	Kurt Warner
40	11/10/2008	SF	5	Kurt Warner
41	11/27/2008	@ PHI	1	Kurt Warner
42	11/27/2008	@ PHI	12	Kurt Warner
43	12/7/2008	STL	78	Kurt Warner
44	12/21/2008	NE	78	Matt Leinart
45	12/28/2008	SEA	5	Kurt Warner
46	12/28/2008	SEA	38	Kurt Warner
47	9/13/2009	SFO	5	Kurt Warner
48	9/20/2009	@ JAX	22	Kurt Warner
49	10/11/2009	HOU	9	Kurt Warner
50	10/11/2009	HOU	26	Kurt Warner
51	10/18/2009	@ SEA	2	Kurt Warner
52	11/8/2009	@ CHI	11	Kurt Warner
53	11/8/2009	@ CHI	17	Kurt Warner
54	11/15/2009	SEA	18	Kurt Warner
55	11/22/2009	@ STL	11	Kurt Warner
56	12/6/2009	MIN	34	Kurt Warner
57	12/20/2009	@ DET	1	Kurt Warner
58	12/27/2009	STL	10	Kurt Warner
59	9/3/2010	@ GNB	3	Brian St. Pierre
60	9/12/2010	STL	31	Derek Anderson
61	9/26/2010	OAK	3	Derek Anderson
62	10/3/2010	TB	3	Max Hall
63	10/31/2010	TB	3	Derek Anderson
64	11/31/2010	@ KC	3	Derek Anderson
65	11/22/2011	@ SF	10	John Skelton
66	9/18/2011	@ WAS	73	Kevin Kolb
67	9/25/2011	@ SEA	13	Kevin Kolb
68	11/6/2011	STL	13	John Skelton
69	11/13/2011	PHI	7	John Skelton
70	11/13/2011	@ PHI	10	John Skelton
71	11/20/2011	SF	23	Richard Bartel
72	12/11/2011	@ SF	46	John Skelton
73	12/24/2011	@ CIN	30	John Skelton
74	9/23/2012	PHI	37	Kevin Kolb
75	9/30/2012	MIA	3	Kevin Kolb
76	10/14/2012	BUF	9	Kevin Kolb
77	11/4/2012	@ GB	31	John Skelton
78	9/8/2013	@ STL	4	Carson Palmer
79	9/8/2013	STL	24	Carson Palmer
80	9/29/2013	TB	13	Carson Palmer
81	10/13/2013	@ SF	75	Carson Palmer
82	10/27/2013	ATL	10	Carson Palmer
83	11/17/2013	@ JAX	14	Carson Palmer
84	11/24/2013	IND	4	Carson Palmer
85	11/24/2013	IND	26	Carson Palmer
86	12/1/2013	@ PHI	43	Carson Palmer
87	12/8/2013	STL	7	Carson Palmer
88	10/12/2014	WAS	24	Carson Palmer
89	10/26/2014	PHI	80	Carson Palmer
90	9/20/2015	@ CHI	8	Carson Palmer
91	9/20/2015	CHI	28	Carson Palmer
92	9/20/2015	@ CHI	9	Carson Palmer
93	9/27/2015	SF	4	Carson Palmer
94	9/27/2015	SF	8	Carson Palmer
95	10/11/2015	@ DET	2	Carson Palmer
96	11/1/2015	@ CLE	6	Carson Palmer
97	12/27/2015	GB	3	Carson Palmer
98	1/3/2016	SEA	17	Carson Palmer
99	9/11/2016	NE	3	Carson Palmer
100	9/11/2016	NE	1	Carson Palmer
101	9/18/2016	TB	4	Carson Palmer
102	10/6/2016	@ SF	21	Drew Stanton
103	10/6/2016	SF	29	Drew Stanton
104	1/1/2017	@ LA	5	Carson Palmer
105	9/25/2017	DAL	15	Carson Palmer
106	10/1/2017	SF	19	Carson Palmer
107	10/15/17	TB	11	Carson Palmer
108	11/19/17	@ Hou	20	Blaine Gabbert
109	12/3/17	LAR	15	Blaine Gabbert
110	12/24/17	NYG	13	Drew Stanton
111	10/18/18	DEN	4	Josh Rosen
112	10/28/18	SF	13	Josh Rosen
113	11/18/18	Oak	18	Josh Rosen
114	11/18/18	Oak	5	Josh Rosen
115	11/25/18	@ LAC	25	Josh Rosen
116	12/30/18	@ Sea	15	Josh Rosen
117	9/8/19	Det	4	Kyler Murray
118	9/22/19	Car	3	Kyler Murray



## #11 HAS HALL OF FAME CREDENTIALS

Below is a look at the career of **Larry Fitzgerald** through his first 238 career games compared to the 27 modern era WRs currently in the HOF and where they stood at that point in their career.

At this point in his career, Fitzgerald has more receptions (1,326) than all of the receivers enshrined in Canton had through 238 games. Fitzgerald also has more receiving yards (16,579) than all HOF receivers except Jerry Rice (22,895).

Fitzgerald Vs. Modern Era WRs in the Hall of Fame (238 Games)								
Player, HOF Year	Years	G	Rec	Yds	Avg.	Y/G	TD	100-Yd G
<b>Larry Fitzgerald</b>	<b>2004-</b>	<b>238</b>	<b>1,326</b>	<b>16,579</b>	<b>12.5</b>	<b>69.7</b>	<b>118</b>	<b>49</b>
Jerry Rice, '10	1985-04	238	1,281	19,247	15.0	80.9	176	65
Marvin Harrison, '16	1996-08	190	1,102	14,580	13.2	76.7	128	59
Cris Carter, '13	1987-02	234	1,101	13,899	12.6	59.4	130	41
Terrell Owens, '18	1996-2010	219	1,078	15,934	14.8	72.8	153	51
Tim Brown, '15	1988-04	238	1,065	14,697	13.8	61.8	99	43
Randy Moss, '18	1998-2012	218	982	15,292	15.6	70.1	156	64
Andre Reed, '14	1985-00	234	951	13,198	13.9	56.4	87	36
Art Monk, '08	1980-95	224	940	12,721	13.5	56.8	68	33
Steve Largent, '95	1976-89	200	819	13,089	16.0	65.4	100	40
James Lofton, '03	1978-93	233	764	14,004	18.3	60.1	75	43
Michael Irvin, '07	1988-99	159	750	11,904	15.9	74.9	65	47
Charlie Joiner, '96	1969-86	238	750	12,146	16.2	51.0	65	28
Charley Taylor, '84	1964-77	165	649	9,110	14.0	55.2	79	21
Don Maynard, '87	1958, 60-73	186	633	11,834	18.7	63.6	88	50
Raymond Berry, '73	1955-67	154	631	9,275	14.7	60.2	68	23
Fred Biletnikoff, '88	1965-78	190	589	8,974	15.2	47.2	76	21
Lance Alworth, '78	1962-72	136	542	10,266	18.9	75.5	85	41
John Stallworth, '02	1974-87	165	537	8,723	16.2	52.9	63	25
Bobby Mitchell, '83	1958-68	148	521	7,954	15.3	53.7	65	25
Tommy McDonald, '98	1957-68	152	495	8,410	17.0	55.3	84	24
Paul Warfield, '83	1964-77	157	427	8,565	20.1	54.6	85	22
Tom Fears, '70	1948-56	87	400	5,397	13.5	62.0	38	15
Elroy "Crazy Legs" Hirsch, '68	1946-57	127	387	7,029	18.2	55.3	60	-
Dante Lavelli, '75	1946-56	123	386	6,488	16.8	52.7	62	-
Pete Pihos, '70	1947-55	107	373	5,619	15.1	52.5	61	14
Bob Hayes, '09	1965-75	132	371	7,414	20.0	56.2	71	23
Lynn Swann, '01	1974-82	116	336	5,462	16.3	47.1	51	11



In fact, Fitzgerald's career numbers already surpass all but one receiver currently in the HOF (Rice). He has more career receptions than 26 of the 27 receivers in the HOF: Swann (336), Hayes (371), Pihos (373), Lavelli (386), Hirsch (387), Fears (400), Warfield (427), McDonald (495), Mitchell (521), Stallworth (537), Alworth (542), Biletnikoff (589), Berry (631), Maynard (633), Taylor (649), Irvin (750), Joiner (750), Lofton (764), Largent (819), Monk (940), Reed (951), Moss (982), Owens (1,078), Brown (1,094), Carter (1,101) and Harrison (1,102).

He has more career receiving yards than 26 of the 27 receivers in the HOF: Fears (5,397), Swann (5,462), Pihos (5,619), Lavelli (6,488), Hirsch (7,029), Hayes (7,414), Mitchell (7,954), McDonald (8,410), Warfield (8,565), Stallworth (8,723), Biletnikoff (8,974), Taylor (9,110), Berry (9,275), Alworth (10,266), Maynard (11,834), Irvin (11,904), Joiner (12,146), Monk (12,721), Largent (13,089), Reed (13,198), Carter (13,899), Lofton (14,004), Brown (14,934), Harrison (14,580), Moss (15,292) and Owens (15,934).

### A Career Full of Accomplishments:

- Franchise career leader in receptions (1,326), receiving yards (16,579), receiving TDs (118), total TDs (118) and 100-yard receiving games (49). His nine 1,000-yard seasons are also a franchise record.
- Led the NFL with 107 receptions in 2016, marking the second time in his career (103 in 2005; tied with Steve Smith) he had done so. He became the first player in NFL history to lead the NFL in receptions at least 11 years apart. Prior to Fitzgerald, the longest span between leading the league in receptions was six by Jerry Rice (1990, 1996).
- Fitzgerald (11) joins Hall of Famer Jerry Rice (13) as the only wide receivers in NFL history to be named to the Pro Bowl at least 11 times.
- Fitzgerald had more receptions in his first 200 career games (1,116) than any player in NFL history.
- One of just seven players in NFL history to record at least 1,400 receiving yards in a season four times in their career: Jerry Rice (6), Julio Jones (5), Randy Moss (4), Marvin Harrison (4), Antonio Brown (4) and Andre Johnson (4).
- At 28 years, 74 days old, he became the third-youngest player in NFL history to reach 70 career receiving TDs behind only Randy Moss (26 years, 269 days old) and Hall of Famer Jerry Rice (28 years, one day old).
- At 32 years, 97 days old, he became the youngest player in NFL history to reach 1,000 career receptions.
- At 31 years, 102 days old, he became the youngest player in NFL history to reach 900 career receptions.
- At 30 years, 57 days old, he became the youngest player in NFL history to reach 800 career receptions.
- At 30 years, 85 days old, he became the youngest player in NFL history to reach 11,000 receiving yards.
- In 2010, he became the first player in NFL history to record 90+ receptions five times in their first seven seasons.
- During the 2008 postseason, he broke virtually every major playoff receiving record, establishing new single-season marks for receptions (30), receiving yards (546) and TDs (7). His four 100-yard receiving games in the postseason established a new NFL record for consecutive games with 100 yards receiving.
- His 10 TD receptions in nine career postseason games are an NFL record for a player in their first nine career playoff contests.
- With a then franchise-record 103 receptions during the 2005 season, he became the youngest player in NFL history to record a 100-catch campaign when he reached the mark at 22 years, 123 days old.
- Led the NFL in receiving TDs in both the 2008 (12) and 2009 (13) seasons. In addition to his 10 receiving TDs in 2007, he became the first player in franchise history to record at least 10 TDs in three consecutive seasons.
- At 29 years, 44 days old, joined Randy Moss (28 years, 314 days) as the only players in NFL history to reach 10,000 career receiving yards before the age of 30.
- One of just five players in NFL history to record 15,000+ receiving yards and 100+ TD receptions in their career.



## DEFENSIVE DRAFT PICKS START FOR THE CARDS



A trio of rookie draft picks – DL **Zach Allen** (one game), CB **Byron Murphy Jr.** (four) and S **Deionte Thompson** (one) – have started for the Cardinals on defense this season.

### CB BYRON MURPHY JR.

The first pick in the second round of the 2019 NFL Draft out of Washington, **Murphy** has 19 tackles and leads all NFL rookies with three passes defended (tied with Packers S Darnell Savage), according to official league statistics.

He started all 20 games he played during his final two seasons (2017-18) with the Huskies and earned first-team All-America and All-Pac-12 honors with 58 tackles, four INTs (one returned for a TD), four tackles for loss, 17 passes defended and a forced fumble as a senior.

### DL ZACH ALLEN

**Allen** was drafted by the Cardinals in the third round (65th overall) out of Boston College. He was the ACC's highest-rated edge defender last season and one of the top edge defenders in the 2019 NFL Draft according to ProFootballFocus.com.

**Allen** played four seasons (2015-18) for the Eagles, appearing in 50 games and totaling 199 tackles, 40.5 tackles for loss, 18.5 sacks 16 passes defended, four fumble recoveries, two INTs and two blocked kicks.

### S DEIONTE THOMPSON

Arizona's fifth-round pick (139th overall) in the 2019 NFL Draft, **Thompson** has played all four games this season and made his first-career start in a nickel formation in Week 2 against the Ravens.

In three seasons (2016-18) at Alabama, **Thompson** appeared in 43 games (17 starts) and totaled 113 tackles, 4.5 tackles for loss, three INTs, 10 passes defended, four forced fumbles and a fumble recovery. He was a consensus first-team All-American as a senior in 2018.

## UNDRAFTED BUT SPECIAL

Three second-year players have made significant contributions on special teams after joining the Cardinals as undrafted rookies in 2018.

### LB EZEKIEL TURNER

**Turner** led the NFL with 13 solo special teams tackles last season. He finished second in the NFL with 15 total special teams tackles, and he has added four more in three games this season.



**Turner**, who appeared in all 16 games in 2018 (one start) was named Special Teams Player of the Month (September) by ProFootballFocus.com.

### NFL Leaders – Special Teams Tackles (2018)

Rnk	Player (Team)	STT	Solo	Asst
1	S Adrian Phillips (LAC)	17	11	6
2t	<b>LB Ezekiel Turner (AZ)</b>	15	13	2
2t	WR Dwayne Harris (Oak)	15	8	7
4t	CB Justin Bethel (Atl)	14	12	2
4t	S Jayron Kearse (Min)	14	12	2

### LB DENNIS GARDECK

**Gardeck** appeared in all 16 games and led all NFL rookies with 388 special teams snaps in 2018. Among all NFL players last season, only Jets WR Terrence Brooks (395) played more snaps on special teams than **Gardeck**.

In the 2018 season finale at Seattle, **Gardeck** deflected a punt, recovered a blocked punt for a TD and had a special teams tackle against the Seahawks. Late in the third quarter, **Gardeck** recovered a blocked punt in the end zone for his first career TD.

It was the Cardinals first blocked punt returned for a TD since 10/12/08 vs. Dallas. For **Gardeck**, it was his first TD since his senior year at Crystal Lake (IL) South High School in 2012 (80-yard fumble return). In the 2019 season-opener vs. Detroit, **Gardeck** deflected another punt, giving Arizona possession at midfield and resulting in a TD drive that forced OT.

### WR TRENT SHERFIELD

In Week 1 against the Lions, **Sherfield** recorded an open-field tackle for minus-three yards on punt coverage and recovered a muffed punt at the Lions eight-yard line that led to the Cardinals first points of the season (Zane Gonzalez FG).

**Sherfield** on playing gunner on punt coverage: "I take pride in playing that position. I love it, being able to go down there and make plays, set the opposing team back in field position and help the defense out."


## TWO SEASONS IN AZ, TWO TEAM RECORDS

The Cardinals signed P **Andy Lee** just prior to the 2017 season, and during his first year in Arizona, he set a franchise single-season record with a 47.3-yard punting average. In 2018, Lee topped himself, breaking his own record with an NFL-high 48.6-yard average last season.

### NFL Leaders – Gross Punting Average (2018)

Rnk	Player (Team)	Punts	Avg.
1	<b>Andy Lee (AZ)</b>	94	<b>48.6</b>
2	Michael Dickson (Sea)	78	48.2
3	Cameron Johnston (Phi)	58	48.1
4	Sam Koch (Bal)	60	47.4
5	Brett Kern (Ten)	74	47.1

**Lee** now owns team records for punting average in a season with both the Cardinals and 49ers (50.9 yards in 2011). He owns the top two single-season punting averages for the Cardinals.



### Cardinals Franchise Record – Gross Punting Average (Season)

Rnk	Player (Season)	Avg.
1	<b>Andy Lee (2018)</b>	<b>48.6</b>
2	<b>Andy Lee (2017)</b>	<b>47.3</b>
3	Ben Graham (2009)	47.0
4	Dave Zastudil (2012)	46.5
5	Dave Zastudil (2013)	45.7

## LEE AMONG THE BEST ALL-TIME

Now in his 16th NFL season in 2019, **Lee** has appeared in 236 games with 1,245 punts for 58,009 yards (46.6-yard avg.) and has a 39.8 net average and 410 punts downed inside the 20-yard line.


After leading the NFL in punting average for the second time in his career in 2018, Lee has finished in the top-10 in punting average in 12 of his 15 full NFL seasons.

His 46.6 career punting average ranks sixth in NFL history. He has averaged 48.0+ yards per punt in a season five times in his career and led the NFL in punting average (50.9) for the first time in 2011.

### NFL History – Highest Career Gross Punting Avg.

Rnk	Player (Seasons)	Avg.
1	Shane Lechler	47.6
2t	Johnny Hekker*	47.0
2t	Thomas Morstead*	47.0
4t	Marquette King	46.7
4t	Brandon Fields	46.7
6	<b>Andy Lee*</b>	<b>46.6</b>
7	Pat McAfee	46.4
8t	Tress Way*	46.3
8t	Bryan Anger*	46.2
10	Sam Martin*	46.0


\*Active Player



## SUN DEVIL RETURNS A CARDINAL

Arizona State product and 2016 Lou Groza Award winner **Zane Gonzalez** made his Cardinals debut in Week 13 at Green Bay last season. He connected on both FG attempts in the win over the Packers, including the game-winning 44-yard FG with just 1:41 remaining in the fourth quarter.

**Gonzalez** entered the NFL with Cleveland in 2017, and the Browns were 0-17-1 during his time with the team. He earned his first-career victory by kicking Arizona's game-winner against the Packers.



### GONZALEZ CARRIES MOMENTUM INTO 2019

In the 2018 season finale at Seattle, **Gonzalez** made all three FG attempts (36, 50 and 55 yards) and became the first Cardinals kicker to make multiple 50-yard FGs in a game since Neil Rackers (54 and 50) on 9/25/05 at Seattle.

He also had a perfect outing in the 2019 season-opener against the Lions (20, 42, 34 and 28 yards) and has made 10-of-12 attempts this season. Gonzalez's four FGs against the Lions set a new single-game career high, and his 10 made FGs this season are tied for the NFL lead.

### NFL Leaders – Field Goals Made (2019)

Rnk	Player (Team)	FGM	FGA	Pct.
1t	Josh Lambo (Jax)	10	10	100.0
1t	Joey Slye (Car)	10	11	90.9
1t	Wil Lutz (NO)	10	11	90.9
1t	<b>Zane Gonzalez (AZ)</b>	<b>10</b>	<b>12</b>	<b>83.3</b>
5t	Matt Gay (TB)	9	11	81.8
5t	Greg Zuerlein (LAR)	9	11	81.8





## QUARTERBACKS

**Brett Hundley** – Chandler, AZ native and 2009 Arizona Gatorade Player of the Year. Packers 2015 fifth-round pick out of UCLA, spent his first four NFL seasons with Green Bay (2015-17) and Seattle (2018).

**Kyler Murray** – First QB in NFL history to complete 25+ passes in each of his first three career games and the second to throw for 300+ yards in each of his first two career games. Completed 106-of-169 passes for 1,071 yards and four TDs in four games.

## RUNNING BACKS

**Chase Edmonds** – First Fordham alum to score an NFL TD since 1988 when he scored two against the Packers in Week 13. Has 443 all-purpose yards on 71 carries, 23 receptions and three kickoff returns in 20 career games (one start).

**D.J. Foster** – Scottsdale native and ASU product joined the Cardinals in 2017 and re-signed in March. Has 392 all-purpose yards on 13 carries, 18 catches and nine kickoff returns in 14 games with the Patriots (2016) and Cardinals (2017-19).

**David Johnson** – Tied for third in franchise history with 33 career rushing TDs, tied for seventh with 46 total TDs and joined Larry Fitzgerald as the only players in team history with 10+ TDs in three different seasons (2015-16 and '18).

## WIDE RECEIVERS

**Damiere Byrd** – Signed a one-year contract with the Cardinals in March after playing 17 games (three starts) in three seasons with the Panthers. Has 12 receptions for 96 yards and four kickoff returns for 59 yards in three games (all starts) this year.

**Pharoh Cooper** – Spent the offseason and training camp with Arizona and rejoined the Cardinals in Week 5 after spending Weeks 1-2 with Cincinnati. Earned All-Pro and Pro Bowl honors with 932 kick return yards and 399 punt return yards in 2017 when he led the NFL with 1,331 combined return yards.

**Larry Fitzgerald** – Passed HOF TE Tony Gonzalez (1,325) for the second most receptions in NFL history with five catches against Seattle. Franchise leader in receptions (1,326), receiving yards (16,579), receiving TDs (118), total TDs (118), 100-yard receiving games (49), games played (238) and Pro Bowls (11).

**Andy Isabella** – Consensus first-team All-American at Massachusetts after leading the FBS with a single-season program-record 1,698 receiving yards on 102 receptions (second in FBS) during his senior season in 2019.

**KeeSean Johnson** – Played 52 games at Fresno State, set a school record with 3,463 receiving yards and led the Bulldogs in all receiving categories in each of his final three seasons on campus. Has 11 catches for 109 yards in four games (one start).

**Christian Kirk** – Arizona's 2018 second-round pick leads all second-year NFL players with 24 receptions. High school teammate of RB D.J. Foster (2011) and CB Byron Murphy (2014) and played with QB Kyler Murray at Texas A&M.

**Trent Sherfield** – Has 20 receptions for 225 yards and a TD in 17 games (two starts) after signing with the Cardinals as an undrafted free agent out of Vanderbilt in 2018. Had 136 catches for 1,869 yards and nine TDs in 48 games for the Commodores.

## TIGHT ENDS

**Charles Clay** – Eight-year NFL veteran has 343 receptions for 3,654 yards and 23 TDs in four games (one start). First TE in Bills history with 500 receiving yards in three consecutive seasons – 528 in 2015, 552 in 2016 and 558 in 2017.

**Maxx Williams** – Signed a one-year contract with the Cardinals in March after four seasons in Baltimore, where he was selected in the second round (55th overall) of the 2015 NFL Draft out of Minnesota. Has three catches for 57 yards this season.

## OFFENSIVE LINE

**Mason Cole** – Cardinals third-round pick (97th overall) in the 2018 NFL Draft was one of just six NFL rookie offensive lineman to start all 16 games last season and the fourth in franchise history to accomplish the feat.

**Lamont Gaillard** – Selected by the Cardinals in the sixth round (179th overall) of the 2019 NFL Draft out of Georgia, where he started all 42 games in his final three years and earned first-team All-SEC accolades as a senior in 2018.

**D.J. Humphries** – Cardinals first-round selection (24th overall) in the 2015 NFL Draft has started all 31 NFL games he has played, including the first 10 at RT before moving to LT full-time prior to the 2017 season.

**Josh Miles** – Selected by Arizona with its first pick in the seventh round (248th overall) of the 2019 NFL Draft, becoming the first Morgan State player ever selected by the Cardinals and just the second player from the program drafted since 1983.

**Jordan Mills** – Bears 2013 fifth-round pick (163rd Overall) has played 90 games (84 starts) for Chicago (2013-14), Buffalo (2015-18) and Arizona (2019). Signed with Arizona in Week 2 after spending training camp with Miami.

**Justin Murray** – Started at RT and played every offensive snap in Weeks 1-2 after being claimed on waivers on 9/1. Spent time with the Broncos, Buccaneers, Saints, Bengals and Raiders since entering the NFL as an undrafted rookie free agent with Denver in 2016 out of the University of Cincinnati.

**Justin Pugh** – Started all 74 games he has played with the Giants (2013-17) and Cardinals (2018-19). The former first-round pick (19th overall) signed a five-year contract with Arizona before the 2018 season.

**A.Q. Shipley** – Originally drafted by the Steelers in the seventh round (226th overall) of the 2009 NFL Draft and has played 93 games (58 starts) for the Colts (2012, '14), Ravens (2013) and Cardinals (2015-19).

**J.R. Sweezy** – Entered the NFL with Seattle as a seventh-round selection (225th overall) in the 2012 NFL Draft and has played 92 games (82 starts) with the Seahawks (2012-15, '18), Buccaneers (2016-17) and Cardinals (2019).

**Brett Toth** – A rookie free agent who finished his college career at Army in 2017 and spent last season as a graduate assistant for the Black Knights while fulfilling his Army commitment. A second lieutenant with a degree in Nuclear Engineering.





# CARDINALS PLAYER NOTES - DEFENSE

## DEFENSIVE LINE

**Zach Allen** – Selected by the Cardinals in the third round (65th overall) of the 2019 NFL Draft out of Boston College where he was the highest-rated edge defender in the ACC in 2018, according to ProFootballFocus.com.

**Jonathan Bullard** – Chicago's 2016 third-round pick (72nd overall) has 65 tackles, three sacks, 10 tackles for loss and four passes defended in 48 games (six starts) with the Bears (2016-18) and Cardinals (2019).

**Michael Dogbe** – Picked by the Cardinals in the seventh round (249th overall) of the 2019 NFL Draft out of Temple, where he played with Cardinals LB Haason Reddick and wore a single-digit jersey number reserved for the team's toughest players.

**Rodney Gunter** – Arizona's 2015 fourth-round pick (116th overall) re-signed with the Cardinals after setting career highs with 48 tackles, 14 for loss, 4.5 sacks, one pass defended and two forced fumbles in 2018.

**Clinton McDonald** – 10th-year NFL veteran has totaled 276 tackles, 21 sacks, two INTs and four fumble recoveries in 116 games (37 starts) for the Bengals (2010), Seahawks (2011-13), Buccaneers (2014-17), Raiders (2018) and Cardinals (2019).

**Corey Peters** – Signed a three-year extension through 2020. Has played 117 games (100 starts) for the Cardinals (2015-19) and Falcons (2010-14), totaling 300 tackles, 15.5 sacks, a forced fumble and two fumble recoveries.

## LINEBACKERS

**Dennis Gardeck** – Signed as an undrafted rookie free agent out of Sioux Falls, played a team-high 386 snaps on special teams and scored a TD on a blocked punt in the season finale at Seattle in 2018. Has 10 special teams tackles in 20 career games.

**Jordan Hicks** – Leads the NFL with 48 tackles and became the first Cardinals defender since at least 1999 to record 10+ tackles in each of the first three games of a season. Philly's 2015 third-round pick signed a four-year contract with Arizona.

**Chandler Jones** – Two-time Pro Bowler (2015, '17) leads the NFL in sacks (44.0) and ranks second in tackles for loss (57) since joining the Cardinals in 2016. Led the league with a franchise-record 17.0 sacks in 2017 and posted a team-high 13.0 sacks last season.

**Cassius Marsh Sr.** – Sixth-year NFL veteran has 117 tackles, 21 tackles for loss, 12.5 sacks, four forced fumbles and two fumble recoveries in 72 games with Seattle (2014-16, '17), New England (2017), San Francisco (2017-18) and Arizona (2019).

**Haason Reddick** – Cardinals first-round pick (13th overall) in the 2017 NFL Draft has 176 tackles, 7.5 sacks, nine passes defended, three forced fumbles and six special teams tackles in 36 games (18 starts).

**Brooks Reed** – Tucson native was selected by the Texans in second round (42nd overall) of the 2011 NFL Draft and has played 124 games (86 starts) with the Texans (2011-14), Falcons (2015-18) and Cardinals (2019).

**Terrell Suggs** – Seven-time Pro Bowler, 2011 first-team All-Pro and 2011 NFL Defensive Player of the Year. Leads all active NFL defenders in games played (233), career sacks (136.0) and forced fumbles (37).

**Ezekiel Turner** – Signed with Arizona as an undrafted rookie free agent out of Washington and led the NFL with 13 solo tackles on special teams, according to league stats. Has 25 special teams tackles in 19 games (one start) with the Cardinals.

**Joe Walker** – Philly's 2016 seventh-round pick (251st overall) out of Oregon, won Super Bowl LII with the Eagles. Started at ILB and had a career-high seven tackles against the Lions.

## DEFENSIVE BACKS

**Budda Baker** – Has 29 tackles in four games this season, tied for the sixth most by an NFC DB. Recorded 107 tackles in his first year as a full-time starter last season after earning Pro Bowl and first-team All-Pro honors as a special teamer in 2017.

**Chris Banjo** – Six-year NFL veteran has 55 special teams tackles in 76 career games (two starts) with New Orleans (2016-18) and Green Bay (2013-16).

**Tramaine Brock Sr.** – Entered the league as a rookie free agent out of Belhaven College in 2010 and has played 105 games (49 starts) with San Francisco (2010-16), Minnesota (2017), Denver (2018) and Arizona (2019).

**Chris Jones** – Entered the league with Detroit as an undrafted rookie free agent in 2018 out of Nebraska. Has seven tackles and a pass defended in six games (one start) with the Cardinals.

**Byron Murphy Jr.** – First pick in the second round of the 2019 NFL Draft leads all rookies with three passes defended. Once a teammate of Arizona's previous two second-rounders – WR Christian Kirk (Saguaro HS) and S Budda Baker (Washington).

**Kevin Peterson** – Entered the NFL as an undrafted rookie free agent with the Bears out of Oklahoma State in 2016. Has two INTs and seven passes defended in 10 career games.

**Deionte Thompson** – Has played all four games after being drafted in the fifth round (139th overall) of the 2019 NFL Draft out of Alabama where he earned consensus first-team All-American honors in his final season with the Crimson Tide.

**Jalen Thompson** – Selected in the fifth round of the 2019 supplemental draft out of Washington State, where he Totaled 191 tackles, 11.5 tackles for loss, six INTs and 23 passes defended in 39 games (all starts).

**Charles Washington** – Has played 33 games with the Lions (2016-18) and Cardinals (2019) since entering the league as a rookie free agent with Detroit in 2016 out of Fresno State.

## SPECIALISTS

**Aaron Brewer** – Has played 105 regular season and eight playoff games for Arizona (2016-19) and Denver (2012-15).

**Zane Gonzalez** – ASU product and 2016 Lou Groza Award winner is tied for the NFL lead with 10 made FGs this season.

**Andy Lee** – Four-time All-Pro led the NFL in gross punting average with a franchise-record 48.6-yard mark last season.

**Ryan Winslow** – Entered the league with Chicago in 2018 and made his NFL debut with the Cardinals in Week 4.



# CARDINALS GAME SUMMARIES



## WEEK 1 Detroit Lions 27, Arizona Cardinals 27 60,687 ■ State Farm Stadium ■ Sep 8, 2019

Detroit Lions .....	0	17	0	7	3	—	27
Arizona Cardinals .....	0	3	3	18	3	—	27

### Recap

For the 1st 3 quarters of Arizona's regular season opener, the visiting Lions were spoiling the debut of new head coach Kliff Kingsbury and rookie QB Kyler Murray. Early in the 4th quarter, Detroit went up 18 and to that point had held AZ to just 2 FGs. But down 24-6, Murray shrugged off a challenging start and led the Cards to 21 consecutive points. He threw one TD pass with 5:51 remaining to cut it to 8 and then with :43 left completed a TD pass and two-point conversion to force overtime. After each team notched a FG on their opening possession of OT, the game would end in a rare week 1 tie. In the 4th quarter and OT, Murray was 20-29 passing for 238 yards with 2 TDs & no INTs (116.7 rating). The game's leading receiver was the ageless Larry Fitzgerald (8-113, TD) who also set the franchise record for career games played (235).

Early on Detroit DB Tracy Walker picked off a Murray pass along the sideline midway thru the 1st, setting the Lions up at the AZ24. But on the next snap, LB Chandler Jones sacked QB Matthew Stafford forcing a fumble that Jones recovered himself. The next Lions drive reached the AZ37 and Matt Prater's 55-yard FG made it 3-0. Two plays into the ensuing DET possession, Stafford found WR Danny Amendola open down the right sideline for a 47-yard TD and a 10-0 lead. That lead increased to 17-0 on the next Lions series when Stafford capped a 9-play, 95-yard drive with a 9-yard pass to WR Kenny Golladay. AZ created a spark 2 minutes later when DET's Jamal Agnew muffed a punt and Trent Sherfield recovered at the DET8 with 1:40 before intermission. David Johnson's 7-yard run took it to the 1, but the Cards couldn't punch it in on either of the next 2 plays and Zane Gonzalez's 20-yard FG made it 17-3 at the half.

The 3rd quarter's only points came on a 42-yard Gonzalez FG but early in the 4th, Stafford hit rookie TE T.J. Hockenson with a 23-yard TD pass in the back of the end zone that made it 24-6. Three plays later the Cards faced a 3rd-n-14 at their own 22 when Fitzgerald hauled in a 41-yarder to the DET 37 that set-up another Gonzalez FG. With 5:57 left, Murray ended a 7-play, 70-yard drive with a 27-yard TD pass to David Johnson down the middle that made it an 8-point game (24-17). DET then advanced to its own 49 but AZ forced a punt that LB Dennis Gardeck tipped, setting the Cards up at their own 40. With under a minute to play, they reached the DET4 when Fitzgerald hauled in a TD pass and Christian Kirk tied the game with his catch on the 2-point conversion. AZ won the coin toss in OT and on the 2nd play of it Murray & Fitzgerald connected on a 45-yard pass to the DET23. The Cards would reach the 8 but no further and went up 3 on a 28-yard Gonzalez FG. The Lions responded by advancing to the AZ 15 where Prater's 33-yarder made it 27-27. Each team would get the ball once more. AZ advanced to the DET46 but punted on 4th-n-7 with 1:10 to go. The decision nearly paid off on a 3rd-n-9 at the DET15 with :11 left when Stafford was nearly picked by Tramaine Brock but the veteran DB could not hold on.

### Scoring Drives

TEAM	QTR	TIME	SCORING PLAY	DET	ARI
Lions	2	14:07	M. Prater: 55-yard FG (10-43, 5:38)	3	0
Lions	2	12:23	D. Amendola: 47-yard pass from M. Stafford (M. Prater kick) (2-51, 0:46)	10	0
Lions	2	03:38	K. Golladay: 9-yard pass from M. Stafford (M. Prater kick) (9-95, 6:09)	17	0
Cardinals	2	01:19	Z. Gonzalez: 20-yard FG (4-6, 0:21)	17	3
Cardinals	3	04:38	Z. Gonzalez: 42-yard FG (8-42, 2:34)	17	6
Lions	4	14:47	T. Hockenson: 23-yard pass from M. Stafford (M. Prater kick) (10-82, 4:51)	24	6
Cardinals	4	11:09	Z. Gonzalez: 34-yard FG (10-58, 3:38)	24	9
Cardinals	4	05:57	D. Johnson: 27-yard pass from K. Murray (Z. Gonzalez kick) (7-70, 2:55)	24	16
Cardinals	4	00:43	L. Fitzgerald: 4-yard pass from K. Murray (9-60, 1:48)	24	22
Cardinals	5	07:17	Z. Gonzalez: 28-yard FG (7-65, 2:43)	24	27
Lions	5	03:48	M. Prater: 33-yard FG (8-60, 3:29)	27	27

### Detroit Lions

PASSING	ATT	CP	YDS	SK/YD	TD	LG	INT	RTG
Matthew Stafford	45	27	385	3/24	3	47	0	110.0
TOTAL	45	27	385	3/24	3	47	0	110.0
RUSHING	ATT	YDS	AVG	LG	TD			
Kerryon Johnson	16	49	3.1	9	0			
C.J. Anderson	11	35	3.2	9	0			
Matthew Stafford	3	22	7.3	12	0			
Ty Johnson	1	6	6.0	6	0			
Marvin Jones Jr.	1	4	4.0	4	0			
TOTAL	32	116	3.6	12	0			
RECEIVING	NO	YDS	AVG	LG	TD			
Danny Amendola	7	104	14.9	47t	1			
T.J. Hockenson	6	131	21.8	39	1			
Kenny Golladay	4	42	10.5	13	1			
Marvin Jones Jr.	4	56	14.0	23	0			
J.D. McKissic	2	24	12.0	12	0			
Kerryon Johnson	2	13	6.5	7	0			
Jesse James	1	15	15.0	15	0			
Nick Bawden	1	0	0.0	0	0			
TOTAL	27	385	14.3	47	3			
TOP DEFENSE	TOT	SOLO	AST	SCK	YDS	INT		
Tracy Walker	9	9	0	0.0	0.0	1		
Rashaan Melvin	8	8	0	0.0	0.0	0		
Christian Jones	5	5	0	1.0	3.0	0		
TOTAL	22	22	0	1.0	1.0	1		
FIELD GOALS	FGA/FGM			PERCENT				
Matt Prater	2-2			100.0				
TOTAL	2-2			100.0				

### Arizona Cardinals

PASSING	ATT	CP	YDS	SK/YD	TD	LG	INT	RTG
Kyler Murray	54	29	308	5/33	2	45	1	75.2
TOTAL	54	29	308	5/33	2	45	1	75.2
RUSHING	ATT	YDS	AVG	LG	TD			
David Johnson	18	82	4.6	18	0			
Kyler Murray	3	13	4.3	9	0			
Christian Kirk	1	12	12.0	12	0			
Chase Edmonds	1	5	5.0	5	0			
TOTAL	23	112	4.9	18	0			
RECEIVING	NO	YDS	AVG	LG	TD			
Larry Fitzgerald	8	113	14.1	45	1			
David Johnson	6	55	9.2	27t	1			
KeeSean Johnson	5	46	9.2	15	0			
Christian Kirk	4	32	8.0	10	0			
Damiere Byrd	4	42	10.5	19	0			
Charles Clay	1	5	5.0	5	0			
Maxx Williams	1	15	15.0	15	0			
TOTAL	29	308	10.6	45	2			
TOP DEFENSE	TOT	SOLO	AST	SCK	YDS	INT		
Jordan Hicks	14	7	7	0.0	0.0	0		
Budda Baker	8	7	1	0.0	0.0	0		
D.J. Swearingen Sr.	7	3	4	0.0	0.0	0		
TOTAL	29	17	12	0.0	0.0	0		
FIELD GOALS	FGA/FGM						PERCENT	
Zane Gonzalez	4-4						100.0	
TOTAL	4-4						100.0	

### Team Statistics

	Lions	Cardinals
First Downs	23	21
Total Net Yards	477	387
Rushes/Net Yards	32/116	23/112
Net Passing	361	275
Pass Attempts/Completions	45/27	54/29
Had Intercepted	0	1
Sacked/Yards Lost	3/24	5/33
Punts/Average	8/39.3	8/47.5
Penalties/Yards	9/59	7/35
Fumbles/Lost	3/2	0/0
Possession Time	39:23	30:37





# CARDINALS GAME SUMMARIES



17

## WEEK 2

Arizona Cardinals 17, Baltimore Ravens 23  
70,126 ■ M&T Stadium ■ Sep 15, 2019



23

Arizona Cardinals .....	3	3	3	8	—	17
Baltimore Ravens .....	7	10	0	6	—	23

### Recap

In week 2 at Baltimore, the Cardinals faced a Ravens team that scored 59 points and 8 touchdowns in its season opening win at Miami 7 days earlier. It was also a showdown of young, dynamic QBs pitting AZ's rookie Kyle Murray vs. BAL's 2nd-year player Lamar Jackson. Neither disappointed. Jackson threw for 272 yards and a pair of touchdowns while adding another 120 yards on the ground. Murray completed 25 of 40 passes for 349 yards and joined Cam Newton as the only players in NFL history to eclipse 300 passing yards in their first two career games. Early in the 4th quarter, Murray led a 79-yard TD drive that pulled the Cards to within 3 points. After a Ravens FG on the ensuing drive made it a 6-point game, AZ got it back twice more with the chance to score a go-ahead TD but was not able. WR Christian Kirk finished with his 1st career 100-yard day and led all receivers with 114 yards on 6 catches. Fellow wideout Larry Fitzgerald topped the century mark for the 2nd straight week and finished with 5 receptions for 104 yards. The loss dropped the Cards to 0-1-1 while the Ravens improved to 2-0.

Baltimore opened the scoring on its first possession when Jackson's 27-yard scoring pass to TE Mark Andrews capped a 7-play, 94-yard drive. The Ravens penetrated AZ territory on their next drive but turned it over on downs thanks to a Cards stop on 4th-n-3 at the AZ43. Murray then completed 4 straight passes to get AZ to the Ravens 4 but AZ came away with just a Zane Gonzalez FG that made it 7-3. After Justin Tucker's 33-yarder made it 10-3 on the next series, the Cards again marched into the red zone. They got as far as the 4 but had to settle for a short Gonzalez FG. The Ravens then went up 17-6 just before halftime thanks to a 1-yard Jackson TD pass to TE Hayden Hurst at the end of an 85-yard drive.

On its 1st possession of the 3rd quarter, the AZ offense again reached the Baltimore 5 thanks to 4 Murray completions that included a 40-yarder to Fitzgerald. For the 3rd time they came away with a Gonzalez FG and the score was 17-9. The next series saw the Ravens reach the 6 but they too had to settle for a short FG that made it 20-9 early in the 4th. On the next play from scrimmage, Murray & Fitzgerald connected to a 54-yard completion to the 25 and 3 plays later, David Johnson ran it in from a yard out. That TD combined with a Murray to KeeSean Johnson pass on the 2-point try made it 20-17 with 12:52 left. Tucker's 51-yard FG midway thru the 4th made it a 6-point game. The Cards would get the ball back twice more but could not threaten. With 3:13 remaining, the Ravens faced a 3rd-n-11 at their own 44 when Jackson hit rookie WR Marquise Brown deep down the right sideline for a 41-yard game that iced the game.

### Scoring Drives

TEAM	QTR	TIME	SCORING PLAY	ARI	BAL
Ravens	1	08:06	M. Andrews: 27-yard pass from L. Jackson (J. Tucker kick) (7-94, 3:56)	0	7
Cardinals	1	02:18	Z. Gonzalez: 22-yard FG (7-53, 2:16)	3	7
Ravens	2	14:07	J. Tucker: 33-yard FG (9-60, 3:11)	3	10
Cardinals	2	08:31	Z. Gonzalez: 21-yard FG (13-83, 5:36)	6	10
Ravens	2	03:49	H. Hurst: 1-yard pass from L. Jackson (J. Tucker kick) (9-85, 4:42)	6	17
Cardinals	3	09:00	Z. Gonzalez: 21-yard FG (9-81, 3:48)	9	17
Ravens	4	14:56	J. Tucker: 28-yard FG (16-70, 9:04)	9	20
Cardinals	4	12:52	D. Johnson: 1-yard run (4-79, 2:04)	15	20
Ravens	4	08:56	J. Tucker: 51-yard FG (9-42, 3:56)	17	23

### Arizona Cardinals

PASSING	ATT	CP	YDS	SK/YD	TD	LG	INT	RTG
Kyle Murray	40	25	349	3/20	0	54	0	90.5
TOTAL	40	25	349	3/20	0	54	0	90.5
RUSHING	ATT	YDS	AVG	LG	TD			
David Johnson	7	14	2.0	4	1			
Kyle Murray	3	4	1.3	7	0			
Chase Edmonds	1	2	2.0	2	0			
TOTAL	11	20	1.8	7	1			
RECEIVING	NO	YDS	AVG	LG	TD			
Christian Kirk	6	114	19.0	34	0			
Damiere Byrd	6	45	7.5	13	0			
Larry Fitzgerald	5	104	20.8	54	0			
Chase Edmonds	2	15	7.5	10	0			
Michael Crabtree	2	13	6.5	9	0			
Charles Clay	1	6	6.0	6	0			
David Johnson	1	0	0.0	0	0			
KeeSean Johnson	1	31	31.0	31	0			
Maxx Williams	1	21	21.0	21	0			
TOTAL	25	349	14.0	54	0			
TOP DEFENSE	TOT	SOLO	AST	SCK	YDS	INT		
Budda Baker	12	6	6	0.0	0.0	0		
Jordan Hicks	12	10	2	0.0	0.0	0		
D.J. Swearingen Sr.	10	8	2	0.0	0.0	0		
TOTAL	34	24	10	0.0	0.0	0		
FIELD GOALS	FGA/FGM					PERCENT		
Zane Gonzalez	3-3					100.0		
TOTAL	3-3					100.0		

### Baltimore Ravens

PASSING	ATT	CP	YDS	SK/YD	TD	LG	INT	RTG
Lamar Jackson	37	24	272	2/14	2	41	0	104.8
TOTAL	37	24	272	2/14	2	41	0	104.8
RUSHING	ATT	YDS	AVG	LG	TD			
Lamar Jackson	16	120	7.5	19	0			
Mark Ingram	13	47	3.6	16	0			
Gus Edwards	3	11	3.7	4	0			
Justice Hill	1	4	4.0	4	0			
TOTAL	33	182	5.5	19	0			
RECEIVING	NO	YDS	AVG	LG	TD			
Mark Andrews	8	112	14.0	28	1			
Marquise Brown	8	86	10.8	41	0			
Mark Ingram	2	30	15.0	20	0			
Hayden Hurst	1	1	1.0	1	1			
Justice Hill	1	10	10.0	10	0			
Miles Boykin	1	11	11.0	11	0			
Nick Boyle	1	14	14.0	14	0			
Patrick Ricard	1	3	3.0	3	0			
Willie Snead IV	1	5	5.0	5	0			
TOTAL	24	272	11.3	41	2			
TOP DEFENSE	TOT	SOLO	AST	SCK	YDS	INT		
Brandon Carr	7	6	1	1.0	7.0	0		
Marlon Humphrey	6	5	1	0.0	0.0	0		
Anthony Averett	4	4	0	0.0	0.0	0		
TOTAL	17	15	2	1.0	7.0	0		
FIELD GOALS	FGA/FGM					PERCENT		
Justin Tucker	3-3					100.0		
TOTAL	3-3					100.0		

### Team Statistics

	Cardinals	Ravens
First Downs	15	26
Total Net Yards	349	440
Rushes/Net Yards	11/20	33/182
Net Passing	329	258
Pass Attempts/Completions	40/25	37/24
Had Intercepted	0	0
Sacked/Yards Lost	3/20	2/14
Punts/Average	5/53.4	3/43.0
Penalties/Yards	8/70	10/62
Fumbles/Lost	1/0	2/0
Possession Time	22:22	37:38



# CARDINALS GAME SUMMARIES



## WEEK 3 Carolina Panthers 38, Arizona Cardinals 20 60,104 ■ State Farm Stadium ■ Sep 22, 2019

Carolina Panthers	0	14	14	10	—	38
Arizona Cardinals	7	3	10	0	—	20

### Recap

Hosting the Panthers in week 3, the Cardinals took a 17-14 lead early in the 3rd quarter on a 3-yard TD catch & run by RB David Johnson. From there, though, Carolina outscored Arizona 24-3 on the strength of big plays, a pair of AZ turnovers and the right arm of young back-up QB Kyle Allen. The Scottsdale native and one-time college teammate of Cards starter Kyle Murray made his 2nd career start in place of Cam Newton and threw for 261 yards and 4 TDs. Two of the TD passes went to TE Greg Olsen while RB Christian McCaffrey ran for 153 yards and a score to pace the Panthers.

On the game's opening drive, Carolina reached the AZ15 where they faced a 3rd-n-5. Cards LB Chandler Jones came off the edge and strip-sacked Allen, forcing a fumble that he recovered himself at the CAR26. From there the AZ offense methodically moved 74 yards in 14 plays and Murray ended it with a 1-yard TD pass to Larry Fitzgerald. On that drive Murray completed 7 of 8 passes and ran 3 times for 28 yards. Carolina answered quickly. WR Curtis Samuel's 5-yard catch in the back of the end zone capped an 11-play, 75-yard drive and the game was tied at 7 early in the 2nd. Late in the quarter, the Cards advanced to the CAR18 and Zane Gonzalez's 34-yard FG made it 10-7 with 1:36 to go before halftime. That was more than enough time for Carolina. On the 3rd play of the next drive, Allen connected on a deep crossing pattern with WR D.J. Moore who turned it into a 52-yard score. The Cardinals nearly answered on the next snap from scrimmage when Murray appeared to hit Christian Kirk on a huge pass play down the deep middle but the WR could not hold on and the Panthers led 14-10 at intermission.

The Cards got the ball to open the 2nd half and took the lead on that possession; on 3rd-n-goal from the 3, Murray hit Johnson with a short pass that the RB muscled into the end zone to give AZ a 3-point lead. The Panthers again had an answer and ended a 7-play, 80-yard drive with Allen's 3-yard scoring pass to Olsen that put Carolina back up 21-17. The Cards looked like they'd reclaim the lead when WR Trent Sherfield was wide open down the left sideline but he and Murray could not connect and a 47-yard Gonzalez FG trimmed the lead to 1. However, on the 2nd play of the next drive McCaffrey would burst thru the middle for a 76-yard TD run that made it 28-20. Things went from bad to worse for AZ two plays later when CB Donte Jackson picked off Murray and returned it to the AZ22. Another 3-yard Olsen TD catch followed and in the blink of an eye, the Panthers suddenly had a 15-point lead with 13:32 remaining. The Cardinals would get no closer and a 36-yard Joey Slye FG with 4:27 left provided the game's final points.

### Scoring Drives

TEAM	QTR	TIME	SCORING PLAY	CAR	ARI
Cardinals	1	04:30	L. Fitzgerald: 1-yard pass from K. Murray (Z. Gonzalez kick) (14-74, 6:17)	0	7
Panthers	1	14:09	C. Samuel: 5-yard pass from K. Allen (J. Slye kick) (11-75, 5:21)	7	7
Cardinals	2	01:36	Z. Gonzalez: 34-yard FG (15-53, 5:58)	7	10
Panthers	2	00:49	D. Moore: 52-yard pass from K. Allen (J. Slye kick) (3-75, 0:47)	14	10
Cardinals	3	11:20	D. Johnson: 3-yard pass from K. Murray (Z. Gonzalez kick) (9-75, 3:40)	14	17
Panthers	3	07:44	G. Olsen: 3-yard pass from K. Allen (J. Slye kick) (7-80, 3:36)	21	17
Cardinals	3	02:47	Z. Gonzalez: 47-yard FG (12-49, 4:50)	21	20
Panthers	3	01:53	C. McCaffrey: 76-yard run (J. Slye kick) (2-84, 0:54)	28	20
Panthers	4	13:32	G. Olsen: 3-yard pass from K. Allen (J. Slye kick) (6-22, 2:42)	35	20
Panthers	4	04:27	J. Slye: 36-yard FG (4-4, 0:18)	38	20

### Carolina Panthers

PASSING	ATT	CP	YDS	SK/YD	TD	LG	INT	RTG
Kyle Allen	26	19	261	2/21	4	52	0	144.4
TOTAL	26	19	261	2/21	4	52	0	144.4
RUSHING	ATT	YDS	AVG	LG	TD			
Christian McCaffrey	24	153	6.4	76ft	1			
D.J. Moore	1	12	12.0	12	0			
Reggie Bonnafon	2	5	2.5	4	0			
Alex Armah	1	4	4.0	4	0			
Kyle Allen	3	-1	-0.3	1	0			
TOTAL	31	173	5.6	76	1			
RECEIVING	NO	YDS	AVG	LG	TD			
Greg Olsen	6	75	12.5	20	2			
Curtis Samuel	5	53	10.6	15	1			
Christian McCaffrey	3	35	11.7	18	0			
Jarius Wright	2	38	19.0	33	0			
Alex Armah	1	2	2.0	2	0			
Chris Hogan	1	6	6.0	6	0			
D.J. Moore	1	52	52.0	52	1			
TOTAL	19	261	13.7	52	4			
TOP DEFENSE	TOT	SOLO	AST	SCK	YDS	INT		
Shaq Thompson	11	9	2	1.0	4.0	0		
Luke Kuechly	10	8	2	0.0	0.0	0		
Eric Reid	6	6	0	1.0	1.0	0		
TOTAL	27	23	4	2.0	2.0	0		
FIELD GOALS							PERCENT	
Joey Slye							100.0	
TOTAL							100.0	


### Arizona Cardinals

PASSING	ATT	CP	YDS	SK/YD	TD	LG	INT	RTG
Kyler Murray	43	30	173	8/46	2	23	2	73.1
TOTAL	43	30	173	8/46	2	23	2	73.1
RUSHING	ATT	YDS	AVG	LG	TD			
Kyler Murray	8	69	8.6	20	0			
David Johnson	11	37	3.4	15	0			
Chase Edmonds	3	15	5.0	8	0			
TOTAL	22	121	5.5	20	0			
RECEIVING	NO	YDS	AVG	LG	TD			
Christian Kirk	10	59	5.9	13	0			
David Johnson	6	28	4.7	17	1			
Larry Fitzgerald	5	36	7.2	23	1			
KeeSean Johnson	3	13	4.3	5	0			
Damiere Byrd	2	9	4.5	11	0			
Michael Crabtree	2	9	4.5	6	0			
Charles Clay	1	9	9.0	9	0			
Chase Edmonds	1	10	10.0	10	0			
TOTAL	30	173	5.8	23	2			
TOP DEFENSE	TOT	SOLO	AST	SCK	YDS	INT		
Haason Reddick	11	8	3	0.0	0.0	0		
Jordan Hicks	11	7	4	0.0	0.0	0		
Budda Baker	6	4	2	0.0	0.0	0		
TOTAL	28	19	9	0.0	0.0	0		
FIELD GOALS	FGA/FGM					PERCENT		
Zane Gonzalez	2-2					100.0		
TOTAL	2-2					100.0		

### Team Statistics

	Panthers	Cardinals
First Downs	21	21
Total Net Yards	413	248
Rushes/Net Yards	31/173	22/121
Net Passing	240	127
Pass Attempts/Completions	26/19	43/30
Had Intercepted	0	2
Sacked/Yards Lost	2/21	8/46
Punts/Average	3/48.3	5/42.4
Penalties/Yards	3/35	7/52
Fumbles/Lost	2/1	0/0
Possession Time	28:16	31:44








27

WEEK 4

Seattle Seahawks 27, Arizona Cardinals 10

60,500  State Farm Stadium  Sep 29, 2019



10

Seattle Seahawks	.....	10	10	0	7	—	27
Arizona Cardinals	.....	0	3	0	7	—	10

**Recap**  
 In a week 4 match-up that was the 1st divisional contest for each team, the Cardinals hosted the Seahawks at State Farm Stadium. The game was nearly even in most statistical categories including 1st downs (21-20), offensive plays (59-59) rushing yards (115-115) and passing yards (225-206). But in the only category that counts, Seattle outscored the Cards 27-10 by capitalizing on its big plays and scoring opportunities while the Cards did not. With the victory, the Seahawks improved to 3-1 while Arizona fell to 0-3-1.

RB David Johnson led the Cardinals with 139 total yards from scrimmage, including 99 receiving yards on 8 catches. With his 5 receptions, WR Larry Fitzgerald moved passed TE Tony Gonzalez into 2nd place on the NFL's all-time receptions list behind only Jerry Rice.

Arizona got the ball to open the game and advanced to the Seattle 25 on that possession but came away with no points when Zane Gonzalez was wide on his 43-yard FG try. It was his first miss of the year after starting the season 9-for-9 on FGs. The Seahawks then moved 52 yards in 10 plays to the AZ15 but their drive stalled there and Jason Myers' 33-yard kick made it 3-0. Two plays later the lead instantly grew to 10-0 when Seahawks DE Jadeveon Clowney snared Kyler Murray's screen pass attempt to David Johnson near the line of scrimmage and returned it 27 yards for a TD. On the next AZ drive, Murray & Johnson did connect, this time on a short pass that the RB took that 31 yards down the middle of the field. It led to a 33-yard Gonzalez FG that made it 10-3. But Seattle would push it to 17-3 on the next series when consecutive Russell Wilson passes picked up 32 & 28 yards and his 9-yard TD toss to TE Will Dissly capped the drive. The Cards were in position to answer on their next series when they reached the SEA30 but another FG miss – this one from 48 – kept the Seahawks lead at 14. A short Myers FG (24) in the closing seconds of the half made it 20-7 at intermission.

The AZ defense forced punts on all 3 Seattle possessions in the 3rd quarter and when Murray capped an 8-play, 80-yard drive with his 1st career rushing TD (9 yards), the score was 20-10 with 10:21 remaining. However, SEA would chew off most of that time on its next drive. It covered 75 yards in 15 plays and consumed 8:08. The possession was aided by a pair of AZ personal fouls and ended with a 9-yard C.J. Prosise TD run that made the final score 27-10.

### Scoring Drives

TEAM	QTR	TIME	SCORING PLAY	SEA	ARI
Seahawks	1	04:59	J. Myers: 33-yard FG (11-52, 4:44)	3	0
Seahawks	1	04:15	J. Clowney: 27-yard interception return (J. Myers kick)	10	0
Cardinals	2	13:49	Z. Gonzalez: 33-yard FG (12-60, 5:26)	10	3
Seahawks	2	10:48	W. Dissly: 9-yard pass from R. Wilson (J. Myers kick) (6-75, 3:01)	17	3
Seahawks	2	00:17	J. Myers: 24-yard FG (10-50, 3:53)	20	3
Cardinals	4	10:21	K. Murray: 9-yard run (Z. Gonzalez kick) (8-80, 3:11)	20	10
Seahawks	4	02:13	C. Prosise: 9-yard run (J. Myers kick) (15-75, 8:08)	27	10

### Seattle Seahawks

PASSING	ATT	CP	YDS	SK/YD	TD	LG	INT	RTG
Russell Wilson	28	22	240	4/15	1	32	0	114.3
TOTAL	28	22	240	4/15	1	32	0	114.3
RUSHING	ATT	YDS	AVG	LG	TD			
Chris Carson	22	104	4.7	12	0			
Russell Wilson	2	7	3.5	5	0			
C.J. Prosise	3	4	1.3	9t	1			
TOTAL	27	115	4.3	12	1			
RECEIVING	NO	YDS	AVG	LG	TD			
Will Dissly	7	57	8.1	17	1			
Chris Carson	4	41	10.3	17	0			
Tyler Lockett	4	51	12.8	28	0			
Jaron Brown	3	50	16.7	32	0			
Luke Willson	2	26	13.0	17	0			
DK Metcalf	1	6	6.0	6	0			
David Moore	1	9	9.0	9	0			
TOTAL	22	240	10.9	32	1			
TOP DEFENSE	TOT	SOLO	AST	SCK	YDS	INT		
Bobby Wagner	11	6	5	0.0	0.0	0		
K.J. Wright	7	2	5	0.0	0.0	0		
Shaquill Griffin	7	4	3	0.0	0.0	0		
TOTAL	25	12	13	0.0	0.0	0		
FIELD GOALS	FGA/FGM					PERCENT		
Jason Myers	2-2					100.0		
TOTAL	2-2					100.0		

### Arizona Cardinals

PASSING	ATT	CP	YDS	SK/YD	TD	LG	INT	RTG
Kyler Murray	32	22	241	4/35	0	31	1	77.7
TOTAL	32	22	241	4/35	0	31	1	77.7
RUSHING	ATT	YDS	AVG	LG	TD			
David Johnson	11	40	3.6	14				
Chase Edmonds	6	37	6.2	10				0
Kyler Murray	4	27	6.8	15				1
Christian Kirk	1	6	6.0	6				0
Andy Isabella	1	5	5.0	5				0
TOTAL	23	115	5.0	15				1
RECEIVING	NO	YDS	AVG	LG	TD			
David Johnson	8	99	12.4	31				0
Larry Fitzgerald	5	47	9.4	15				0
Christian Kirk	4	37	9.3	18				0
KeeSean Johnson	2	19	9.5	11				0
Charles Clay	1	3	3.0	3				0
Maxx Williams	1	21	21.0	21				0
Trent Sherfield	1	15	15.0	15				0
TOTAL	22	241	11.0	31				0
TOP DEFENSE	TOT	SOLO	AST	SCK	YDS	INT		
Jordan Hicks	12	10	2	0.5	2.5			0
D.J. Swearinger Sr.	8	6	2	0.0	0.0			0
Haason Reddick	8	5	3	1.0	0.0			0
TOTAL	28	21	7	1.5	2.5			0
FIELD GOALS			FGA/FGM				PERCENT	
Zane Gonzalez			3-1				33.3	
TOTAL			3-1				33.3	

### Team Statistics

	Seahawks	Cardinals
First Downs	21	20
Total Net Yards	340	321
Rushes/Net Yards	27/115	23/115
Net Passing	225	206
Pass Attempts/Completions	28/22	32/22
Had Intercepted	0	1
Sacked/Yards Lost	4/15	4/35
Punts/Average	4/42.8	3/47.0
Penalties/Yards	7/65	7/44
Fumbles/Lost	3/0	0/0
Possession Time	33:24	26:36





## WON 0, LOST 3, TIED 1

09/08	T	27-27	Detroit	60,687
09/15	L	17-23	at Baltimore	70,126
09/22	L	20-38	Carolina	60,104
09/29	L	10-27	Seattle	60,500

## 2019 TEAM STATISTICS

	ARI	OPP.
<b>FIRST DOWNS</b>	<b>77</b>	<b>91</b>
Rushing	21	27
Passing	49	57
Penalty	7	7
Third Down-Made/Att	23/59	21/52
Third Down Efficiency	39.0%	40.4%
Fourth Down-Made/Att	2/2	0/2
<b>TOTAL NET YARDS</b>	<b>1,305</b>	<b>1,670</b>
Avg. Per Game	326.3	417.5
Total Plays	268	270
Avg. Per Play	4.9	6.2
<b>NET YARDS RUSHING</b>	<b>368</b>	<b>586</b>
Avg. Per Game	92.0	146.5
Total Rushes	79	123
Avg. Per Rush	4.7	4.8
<b>NET YARDS PASSING</b>	<b>937</b>	<b>1,084</b>
Avg. Per Game	234.3	271.0
Sacked/Yards Lost	20/134	11/74
Gross Yards	1,071	1,158
Attempts/Completions	169/106	136/92
Pct. of Completion	62.7%	67.6%
Had Intercepted	4	0
<b>PUNTS/AVERAGE</b>	<b>21/47.6</b>	<b>18/42.2</b>
Net Punting Average	44.8	40.0
<b>PUNT RETURN/AVG.</b>	<b>7/5.6</b>	<b>11/3.6</b>
<b>KICKOFF RETURN/AVG.</b>	<b>9/18.2</b>	<b>8/18.9</b>
<b>INTERCEPTION RETURN/AVG.</b>	<b>0/0.0</b>	<b>4/13.0</b>
<b>PENALTIES/YARDS</b>	<b>29/201</b>	<b>29/221</b>
<b>FUMBLES/BALL LOST</b>	<b>1/0</b>	<b>10/3</b>
<b>TOUCHDOWNS</b>	<b>6</b>	<b>13</b>
Rushing	2	2
Passing	4	10
Returns	0	1
<b>EXTRA POINTS/ATTEMPTS</b>	<b>6/6</b>	<b>13/13</b>
<b>TWO POINT CONVERSION/ATTEMPTS</b>	<b>2/2</b>	<b>0/0</b>
<b>FIELD GOALS/ATTEMPTS</b>	<b>10/12</b>	<b>8/8</b>
<b>AVG. TIME OF POSSESSION</b>	<b>27:50</b>	<b>34:41</b>

SCORE BY PERIODS	Q1	Q2	Q3	Q4	OT	PTS
TEAM	10	12	16	33	3	74
OPPONENTS	17	51	14	30	3	115

SCORING	TD	RU	PA	RT	K-PAT	FG	2PT	S	PTS
Z. Gonzalez	0	0	0	0	4/4	10/12	0	0	34
D. Johnson	3	1	2	0	0/0	0/0	0	0	18
L. Fitzgerald	2	0	2	0	0/0	0/0	0	0	12
K. Murray	1	1	0	0	0/0	0/0	0	0	6
K. Johnson	0	0	0	0	0/0	0/0	1	0	2
C. Kirk	0	0	0	0	0/0	0/0	1	0	2
TEAM	6	2	4	0	4/4	10/12	2	0	74
OPPONENTS	13	2	10	1	13/13	8/8	0	0	115

**SACKS:** T. Suggs 3.5, C. Jones 3.0, J. Bullard 1.0, H. Reddick 1.0, C. Peters 1.0, C. Marsh Sr. 1.0, J. Hicks 0.5, **TM** 11.0, **OPP** 20.0 **FUM/LOST:** K. Murray 1/0, **TM** 1/0, **OPP** 10/3

PASSING	ATT	CMP	YDS	CMP%	YDS/ATT	TD	TD%	INT	INT%	LONG	SACK/	LOST	RATING
K. Murray	169	106	1,071	62.7	6.3	4	2.4	4	2.4	54	20/	134	78.8
TEAM	169	106	1,071	62.7	6.3	4	2.4	4	2.4	54	20/	134	78.8
OPPONENTS	136	92	1,158	67.6	8.5	10	7.4	0	0.0	52t	11/	74	118.4

RUSHING	NO.	YDS	AVG	LONG	TD
D. Johnson	47	173	3.7	18	1
K. Murray	18	113	6.3	20	1
C. Edmonds	11	59	5.4	10	0
C. Kirk	2	18	9.0	12	0
A. Isabella	1	5	5.0	5	0
TEAM	79	368	4.7	20	2
OPPONENTS	123	586	4.8	76t	2

RECEIVING	TAR	NO.	YDS	AVG	LONG	TD
L. Fitzgerald	36	23	300	13.0	54	2
C. Kirk	37	24	242	10.1	34	0
D. Johnson	28	21	182	8.7	31	2
K. Johnson	19	11	109	9.9	31	0
D. Byrd	18	12	96	8.0	19	0
M. Williams	3	3	57	19.0	21	0
C. Edmonds	5	3	25	8.3	10	0
C. Clay	6	4	23	5.8	9	0
M. Crabtree	5	4	22	5.5	9	0
T. Sherfield	4	1	15	15.0	15	0
TEAM	161	106	1,071	10.1	54	4
OPPONENTS	128	92	1,158	12.6	52t	10

INTERCEPTIONS	NO.	YDS	AVG	LONG	TD
TEAM	0	0	0.0	0	0
OPPONENTS	4	52	13.0	27	1

PUNTING	NO.	YDS	AVG	NET	TB	IN	LG	B
A. Lee	16	775	48.4	44.5	1	6	59	0
R. Winslow	3	141	47.0	48.0	0	1	51	0
Z. Gonzalez	2	84	42.0	42.0	0	0	44	0
TEAM	21	1,000	47.6	44.8	1	7	59	0
OPPONENTS	18	759	42.2	40.0	0	10	55	0

PUNT RETURNS	RET	FC	YDS	AVG	LONG	TD
C. Kirk	7	6	39	5.6	20	0
TEAM	7	6	39	5.6	20	0
OPPONENTS	11	3	40	3.6	25	0

KICKOFF RETURNS	NO.	YDS	AVG	LONG	TD
A. Isabella	5	105	21.0	32	0
D. Byrd	4	59	14.8	23	0
TEAM	9	164	18.2	32	0
OPPONENTS	8	151	18.9	26	0

FIELD GOALS	1-19	20-29	30-39	40-49	50+
Z. Gonzalez	0/0	5/5	3/3	2/4	0/0
TEAM	0/0	5/5	3/3	2/4	0/0
OPPONENTS	0/0	2/2	4/4	0/0	2/2

2-Pt Conv: C. Kirk 1, K. Johnson 1 **TM** 2-2 **OPP** 0-0





# CARDINALS DEFENSIVE STATS

BASED ON COACHES FILM REVIEW

POS.	PLAYER	SOLO	ASST.	TOTAL	TFL	SACKS/YDS.	QH	FR	FF	INT./YDS.	PD
LB	Hicks, Jordan	34	15	49	2	0.5/3	3	0	2	0/0	1
LB	Reddick, Haason	24	10	34	3	1.0/0	1	0	0	0/0	3
S	Baker, Budda	23	10	33	0	0.0/0	0	0	1	0/0	0
S	Swearinger Sr., D.J.	21	10	31	0	0.0/0	1	0	0	0/0	1
CB	Murphy Jr., Byron	16	3	19	0	0.0/0	0	0	0	0/0	3
LB	Suggs, Terrell	14	2	16	4	3.5/22	3	0	2	0/0	0
CB	Brock Sr., Tramaine	14	1	15	1	0.0/0	0	0	0	0/0	2
LB	Jones, Chandler	10	4	14	0	3.0/31	4	2	3	0/0	1
LB	Marsh Sr., Cassius	9	5	14	3	1.0/7	1	0	0	0/0	0
DL	Gunter, Rodney	8	4	12	5	0.0/0	1	0	0	0/0	0
DL	Peters, Corey	5	5	10	2	1.0/7	1	0	0	0/0	0
DL	Allen, Zach	7	1	8	1	0.0/0	3	0	0	0/0	0
CB	Jones, Chris	7	0	7	0	0.0/0	0	0	0	0/0	1
LB	Walker, Joe	2	4	6	0	0.0/0	0	0	0	0/0	0
DT	McDonald, Clinton	3	2	5	0	0.0/0	1	0	0	0/0	0
CB	Peterson, Kevin	3	0	3	0	0.0/0	0	0	0	0/0	1
DL	Bullard, Jonathan	2	1	3	1	1.0/5	1	0	0	0/0	0
DL	Brown, Miles	1	1	2	0	0.0/0	0	0	0	0/0	0
LB	Reed, Brooks	1	0	1	0	0.0/0	0	0	0	0/0	0
S	Thompson, Deionte	1	0	1	0	0.0/0	0	0	0	0/0	0
TOTALS		205	78	283	22	11.0/75	20	2	8	0/0	13

## DEFENSIVE SCORES

POS.	PLAYER	TKLS.	ASST.	TOTAL
LB	Turner, Ezekiel	3	0	3
S	Washington, Charles	3	0	3
LB	Gardeck, Dennis	2	0	2
WR	Isabella, Andy	2	0	2
WR	Sherfield, Trent	2	0	2
LS	Brewer, Aaron	1	0	1
RB	Edmonds, Chase	1	0	1
CB	Jones, Chris	1	0	1
P	Lee, Andy	1	0	1
LB	Reed, Brooks	1	0	1
LB	Walker, Joe	1	0	1
TE	Williams, Maxx	0	1	1
TOTALS		18	1	19

INT (0)  
FR (0)  
Safety (0)

## SPECIAL TEAMS BIG PLAYS

FR (1) (1:49) A.Lee punts 53 yards to DET 11, Center-A.Brewer. J.Agnew MUFFS catch, touched at DET 11, RECOVERED by ARZ-T.Sherfield at DET 8. Penalty on DET-J.Coleman, Illegal Block Above the Waist, declined. vs. DET (09/08/19)





## 2019 REGULAR SEASON CARDINALS GAME-BY-GAME OFFENSE

	09/08	09/15	09/22	09/29	10/06	10/13	10/20	10/27	10/31	11/10	11/17	12/01	12/08	12/15	12/22	12/29
	vs.	@	vs.	vs.	@	vs.	@	@	vs.	@	@	vs.	vs.	vs.	@	@
	DET	BAL	CAR	SEA	CIN	ATL	NYG	NO	SF	TB	SF	LAR	PIT	CLE	SEA	LAR
<b>FIRST DOWNS</b>																
Total	21	15	21	20												
Rushing	3	2	10	6												
Passing	16	12	9	12												
Penalty	2	1	2	2												
<b>THIRD DOWNS</b>																
Attempts	22	11	17	9												
Converted	9	2	9	3												
Percentage	40.9%	18.2%	52.9%	33.3%												
<b>TOT. OFFENSE</b>																
Net Yards	387	349	248	321												
Plays	82	54	73	59												
Avg./Play	4.7	6.5	3.4	5.4												
<b>RUSHING</b>																
Net Yards	112	20	121	115												
Rush. Att.	23	11	22	23												
Avg./Att.	4.9	1.8	5.5	5.0												
<b>PASSING</b>																
Net Yards	275	329	127	206												
Attempts	54	40	43	32												
Completions	29	25	30	22												
Intercepted	1	0	2	1												
Gross Yards	308	349	173	241												
Sacked	5.0	3.0	8.0	4.0												
Yards Lost	33	20	46	35												
<b>ADVANCES</b>																
Rushes	23	11	22	23												
Completions	29	25	30	22												
Totals	52	36	52	45												
<b>PENALTIES</b>																
Number	7	8	7	7												
Yards	35	70	52	44												
<b>FUMBLES</b>																
Number	0	1	0	0												
Lost	0	0	0	0												
<b>SCORING</b>																
Points	27	17	20	10												
TD Rushing	0	1	0	1												
TD Passing	2	0	2	0												
TD KO Returns	0	0	0	0												
TD Punt Returns	0	0	0	0												
TD Sp. Teams	0	0	0	0												
TD Def. Returns	0	0	0	0												
FG Attempts	4	3	2	3												
FG Made	4	3	2	1												
Safety	0	0	0	0												





# CARDINALS GAME-BY-GAME DEFENSIVE STATS

## 2019 REGULAR SEASON CARDINALS GAME-BY-GAME DEFENSE

	09/08	09/15	09/22	09/29	10/06	10/13	10/20	10/27	10/31	11/10	11/17	12/01	12/08	12/15	12/22	12/29
	vs.	@	vs.	vs.	@	vs.	@	@	vs.	@	@	vs.	vs.	vs.	@	@
	DET	BAL	CAR	SEA	CIN	ATL	NYG	NO	SF	TB	SF	LAR	PIT	CLE	SEA	LAR
<b>FIRST DOWNS</b>																
Total	23	26	21	21												
Rushing	5	9	4	9												
Passing	17	16	14	10												
Penalty	1	1	3	2												
<b>THIRD DOWNS</b>																
Attempts	18	14	10	10												
Converted	6	7	4	4												
Percentage	33.3%	50.0%	40.0%	40.0%												
<b>TOT. OFFENSE</b>																
Net Yards	477	440	413	340												
Plays	80	72	59	59												
Avg./Play	6.0	6.1	7.0	5.8												
<b>RUSHING</b>																
Net Yards	116	182	173	115												
Rush. Att.	32	33	31	27												
Avg./Att.	3.6	5.5	5.6	4.3												
<b>PASSING</b>																
Net Yards	361	258	240	225												
Attempts	45	37	26	28												
Completions	27	24	19	22												
Intercepted	0	0	0	0												
Gross Yards	385	272	261	240												
Sacked	3.0	2.0	2.0	4.0												
Yards Lost	24	14	21	15												
<b>ADVANCES</b>																
Rushes	32	33	31	27												
Completions	27	24	19	22												
Totals	59	57	50	49												
<b>PENALTIES</b>																
Number	9	10	3	7												
Yards	59	62	35	65												
<b>FUMBLES</b>																
Number	3	2	2	3												
Lost	2	0	1	0												
<b>SCORING</b>																
Points	27	23	38	27												
TD Rushing	0	0	1	1												
TD Passing	3	2	4	1												
TD KO Returns	0	0	0	0												
TD Punt Returns	0	0	0	0												
TD Sp. Teams	0	0	0	0												
TD Def. Returns	0	0	0	1												
FG Attempts	2	3	1	2												
FG Made	2	3	1	2												
Safety	0	0	0	0												





## RUSHING

### 200 Yards Rushing

By Cardinals: 228, Beanie Wells at St. Louis, Nov. 27, 2011 (27 att., 1 TD)  
By Opponent: 228, Clinton Portis at Denver, Dec. 29, 2002 (24 att., 2 TD)

### 150 Yards Rushing

By Cardinals: 159, Adrian Peterson at San Francisco, Nov. 5, 2017 (37 att., 0 TD)  
By Opponent: 153, Christian McCaffrey vs. Carolina, Sep. 22, 2019 (24 att., 1 TD)

### 100 Yards Rushing

By Cardinals: 137, David Johnson vs. Oakland, Nov. 18, 2018 (25 att. 0 TD)  
By Opponent: 104, Chris Carson vs. Seattle, Sep. 29, 2019 (22 att., 0 TD)

### Two 100-Yard Rushers

By Cardinals: 126 yards, Ottis Anderson/102 yards, Wayne Morris at New Orleans, Oct. 5, 1980  
By Opponent: 128 yards, Marshawn Lynch/108 yards, Robert Turbin at Seattle, Dec. 9, 2012

### Three Rushing Touchdowns

By Cardinals: David Johnson at Seattle, Dec. 24, 2016 (2, 1, 1 yard)  
By Opponent: Todd Gurley at LA Rams, Sep. 16, 2018 (11, 1, 2 yards)

### Two Rushing Touchdowns

By Cardinals: Chase Edmonds at Green Bay, December 2, 2018 (6, 8 yards)  
By Opponent: Melvin Gordon at LA Chargers, Nov. 25, 2018 (28, 5 yards)

## PASSING

### 500 Yards Passing

By Cardinals: 522, Boomer Esiason at Washington, Nov. 10, 1996-OT (35 comp., 59 att.)  
By Opponent: Never happened

### 400 Yards Passing

By Cardinals: 421, Carson Palmer at Pittsburgh, Oct. 18, 2015 (29 comp., 45 att.)  
By Opponent: 411, Nick Foles vs. Philadelphia, Oct. 26, 2014 (36 comp., 62 att.)

### 300 Yards Passing

By Cardinals: 308, Kyler Murray at Baltimore, Sep. 15, 2019 (25 comp., 40 att.)  
By Opponent: 385, Matthew Stafford vs. Detroit, Sep. 8, 2019 (27 comp., 45 att.)

### Six Touchdown Passes

By Cardinals: Charley Johnson vs. New Orleans, Nov. 2, 1969 (32, 14, 28, 31, 26, 14 yards)  
By Opponent: Brett Favre at NY Jets, Sep. 28, 2008 (12, 34, 2, 17, 40, 24 yards)

### Five Touchdown Passes

By Cardinals: Kurt Warner at Chicago, Nov. 8, 2009 (11, 6, 17, 15, 4 yards)  
By Opponent: Brett Favre (6) at NY Jets, Sep. 28, 2008 (12, 34, 2, 17, 40, 24 yards)

### Four Touchdown Passes

By Cardinals: Carson Palmer vs. Cincinnati, Nov. 22, 2015 (18, 64, 18, 16 yards)  
By Opponent: Kyle Allen vs. Carolina, Sep. 22, 2019 (5, 52, 3, 3 yards)

### Three Touchdown Passes

By Cardinals: Josh Rosen vs. Oakland, Nov. 18, 2018 (18, 59, 5 yards)  
By Opponent: Matthew Stafford vs. Detroit, Sep. 8, 2019 (47, 9, 23 yards)

## RECEIVING

### 200 Yards Receiving

By Cardinals: 217, Anquan Boldin at Detroit, Sep. 7, 2003 (10 receptions, 2 TD)  
By Opponent: 226, Demaryius Thomas at Denver, Oct. 5, 2014 (8 rec., 2 TD)

### 150 Yards Receiving

By Cardinals: 196, John Brown at Pittsburgh, Oct. 18, 2015 (10 rec.)  
By Opponent: 159, Brandin Cooks at LA Rams, Sep. 16, 2018 (7 rec.)

### 100 Yards Receiving

By Cardinals: 114, Christian Kirk (6 rec., 0 TD), 104, Larry Fitzgerald (5 rec., 0 TD) at Baltimore, Sep. 15, 2019  
By Opponent: 112, Mark Andrews (8 rec., 1 TD) at Baltimore, Sep. 15, 2019

### Two 100-Yard Receivers

By Cardinals: 114, Christian Kirk (6 rec., 0 TD), 104, Larry Fitzgerald (5 rec., 0 TD) at Baltimore, Sep. 15, 2019  
By Opponent: 104, Danny Amendola (7 rec., 1 TD), 131, T.J. Hockenson (6 rec., 1 TD) vs. Detroit, Sep. 8, 2019

### Four Receiving Touchdowns

By Cardinals: Roy Green vs. Seattle, Nov. 13, 1983 (15, 23, 7, 63 yards)  
By Opponent: Earnest Gray vs. NY Giants, Sep. 7, 1980 (10, 37, 42, 20 yards)

### Three Receiving Touchdowns

By Cardinals: Larry Fitzgerald at Chicago, Sep. 20, 2015 (8, 28, 9 yards)  
By Opponent: Greg Olsen at Chicago, Nov. 8, 2009 (33, 3, 20 yards)

### Two Receiving Touchdowns

By Cardinals: Larry Fitzgerald vs. Oakland, Nov. 18, 2018 (18, 5 yards)  
By Opponent: Greg Olson vs. Carolina, Sep. 22, 2019 (3, 3 yards)

### 10 or More Receptions in a Game

By Cardinals: Christian Kirk (10 for 59 yards) vs. Carolina, Sep. 22, 2019  
By Opponent: Austin Ekeler (10 for 68 yards) at LA Chargers, Nov. 25, 2018

## COMBOS

### 100-Yard Rusher/100-Yard Receiver

By Cardinals: Adrian Peterson, 134 rushing yards/Larry Fitzgerald, 138 receiving yards vs. Tampa Bay, Oct. 15, 2017  
By Opponent: Lamar Jackson, 120 rushing yards/Mark Andrews, 112 receiving yards at Baltimore, Sep. 15, 2019

### 100-Yard Rusher/Two 100-Yard Receivers

By Cardinals: Johnny Johnson, 103 rushing yards/Ernie Jones, 117 receiving yards/Roy Green, 120 receiving yards vs. Green Bay, Nov. 18, 1990  
By Opponent: Marshawn Lynch, 113 rushing yards/Luke Willson, 139 receiving yards/Doug Baldwin, 113 receiving yards vs. Seattle, Dec. 21, 2014

### 100-Yard Rusher/100-Yard Receiver/300-Yard Passer

By Cardinals: Chris Johnson, 109 rushing yards/Michael Floyd, 106 receiving yards/Carson Palmer 374 passing yards at Cleveland, Nov. 1, 2015  
By Opponent: Marshawn Lynch, 113 rushing yards/Luke Willson, 139 receiving yards/Doug Baldwin, 113 receiving yards/Russell Wilson, 339 passing yards vs. Seattle, Dec. 21, 2014

### Two 100-Yard Receivers/300-Yard Passer

By Cardinals: Christian Kirk, 114; Larry Fitzgerald, 104; Kyler Murray, 349, at Baltimore, Sep. 15, 2019  
By Opponent: Danny Amendola, 104; T.J. Hockenson, 131; Matthew Stafford, 385, vs. Detroit, Sep. 8, 2019

## SCORING

### Four Total Touchdowns

By Cardinals: Ronald Moore vs. LA Rams, Dec. 5, 1993 (4 rush)  
By Opponent: Brian Westbrook at Philadelphia, Nov. 27, 2008 (2 rush, 2 rec.)

### Three Total Touchdowns

By Cardinals: David Johnson at Seattle, Dec. 24, 2016 (3 rush)  
By Opponent: Todd Gurley at LA Rams, Sep. 16, 2018 (3 rush)

### Two-Point Conversion

By Cardinals: KeeSeon Johnson reception at Baltimore, Sep. 15, 2019  
By Opponent: Malcolm Brown reception at LA Rams, Sep. 16, 2018

### Safety

By Cardinals: Calais Campbell sacked Blaine Gabbert in end zone at San Francisco, Oct. 6, 2016  
By Opponent: Intentional grounding by Josh Rosen in end zone vs. San Francisco, Oct. 28, 2018

## KICKING

### Six Field Goals

By Cardinals: Neil Rackers vs. San Francisco, Oct. 2, 2005 (40, 45, 48, 23, 43, 24 yards)  
By Opponent: Never happened

### Five Field Goals

By Cardinals: Phil Dawson at Washington, Dec. 17, 2017 (40, 35, 19, 34, 32 yards)  
By Opponent: Robbie Gould vs. San Francisco, Oct. 1, 2017 (49, 39, 47, 48, 23 yards)

### Four Field Goals

By Cardinals: Zane Gonzalez vs. Detroit, Sep. 8, 2019 (20, 42, 34, 28 yards)  
By Opponent: Greg Zuerlein vs. LA Rams, Dec. 3, 2017 (56, 20, 24, 41 yards)

### Three Field Goals

By Cardinals: Zane Gonzalez at Baltimore, Sep. 15, 2019 (22, 21, 21 yards)  
By Opponent: Justin Tucker at Baltimore, Sep. 15, 2019 (33, 28, 51 yards)

### Missed Point-After-Touchdown

By Cardinals: Zane Gonzalez vs. LA Rams, Dec. 23, 2018 (wide right)  
By Opponent: Greg Zuerlein vs. LA Rams, Dec. 3, 2017 (wide left)





# THE LAST TIME - REGULAR SEASON

## Blocked Punt

By Cardinals: Cameron Malveaux at Seattle, Dec. 30, 2018 (Michael Dickson punt)  
By Opponent: Chase Reynolds at LA Rams, Jan. 1, 2017 (Matt Wile punt)

## Blocked Punt Return For Touchdown

By Cardinals: Dennis Gardeck (Cameron Malveaux block) at Seattle, Dec. 30, 2018, zero yards (Michael Dickson punt)  
By Opponent: DeDe Dorsey (DeDe Dorsey block) at Cincinnati, Nov. 18, 2007, 19 yards (Mike Barr punt)

## Blocked Field Goal Attempt

By Cardinals: Rodney Gunter at Seattle, Dec. 24, 2016 (Steven Hauschka 45-yard attempt)  
By Opponent: Michael Brockers vs. LA Rams, Dec. 3, 2017 (Phil Dawson 45-yard attempt)

## Blocked Field Goal Attempt For Touchdown

By Cardinals: Justin Bethel (Adrian Wilson block) vs. Chicago, Dec. 23, 2012, 82 yards (Olindo Mare kick)  
By Opponent: Mike Bass (Verlon Biggs block) at Washington, Sep. 24, 1972, 32 yards (Jim Bakken kick)

## RETURNS

### Punt Return For Touchdown

By Cardinals: Ted Ginn, Jr. at NY Giants, Sep. 14, 2014, 71 yards (Steve Weatherford punt)  
By Opponent: Nick Miller at St. Louis, Nov. 27, 2011, 88 yards (Dave Zastudil punt)

### Kickoff Return For Touchdown

By Cardinals: David Johnson at Chicago, Sep. 20, 2015, 108 yards (Robbie Gould kickoff)  
By Opponent: Tyler Lockett at Seattle, Dec. 31, 2017, 99 yards (Phil Dawson kickoff)

### Interception Return For Touchdown

By Cardinals: Justin Bethel at Detroit, Sep. 10, 2017 (82 yards, Matthew Stafford pass)  
By Opponent: Jadeveon Clowney vs. Seattle, Sep. 29, 2019 (27 yards, Kyler Murray pass)

### Fumble Return For Touchdown

By Cardinals: Budda Baker at Minnesota, Oct. 14, 2018, 36 yards (Kirk Cousins fumble)  
By Opponent: Calais Campbell vs. Jacksonville, Nov. 26, 2017, 10 yards (Blaine Gabbert fumble)

## DEFENSE

### Four Interceptions

By Cardinals: Kwamie Lassiter vs. San Diego, Dec. 27, 1998  
By Opponent: Never happened

### Three Interceptions

By Cardinals: Antrel Rolle at Cincinnati, Nov. 18, 2007  
By Opponent: Marcus Trufant at Seattle, Dec. 9, 2007

### Two Interceptions

By Cardinals: Antoine Bethea vs. NY Giants, Dec. 24, 2017  
By Opponent: Donte Jackson vs. Carolina, Sep. 22, 2019

### Two Interceptions By Teammates

By Cardinals: At Washington, Oct. 16, 1994 (Aeneas Williams and James Williams)  
By Opponent: At Seattle, Dec. 9, 2012 (Richard Sherman and Bobby Wagner)

### Four Quarterback Sacks

By Cardinals: Bertrand Berry vs. NY Giants, Nov. 14, 2004  
By Opponent: Cameron Wake (4.5) vs. Miami, Sep. 30, 2012

### Three Quarterback Sacks

By Cardinals: Dwight Freeney vs. Green Bay, Dec. 27, 2015  
By Opponent: Mario Addison vs. Carolina, Sep. 22, 2019

### Two Quarterback Sacks By Teammates

By Cardinals: at San Francisco, Oct. 6, 2016 (Markus Golden 2.0, Calais Campbell 2.0)  
By Opponent: vs. Carolina, Sep. 22, 2019 (Mario Addison 3.0, Christian Miller 2.0)

### Two Opponent Fumble Recoveries

By Cardinals: Jerraud Powers vs. Green Bay, Dec. 27, 2015  
By Opponent: J.J. Watt vs. Houston, Nov. 10, 2013

## TEAM SCORING

### 50 Points Scored By Team

By Cardinals: St. Louis 56 at Minnesota 14, Oct. 6, 1963  
By Opponent: At Seattle 58, Arizona 0, Dec. 9, 2012

### 40 Points Scored By Team

By Cardinals: Arizona 44, at LA Rams 6, Jan. 1, 2017  
By Opponent: Arizona 14, at Atlanta 40, Dec. 16, 2018

### 20 First-Quarter Points

By Cardinals: 21 vs. San Francisco, Sep. 10, 2006  
By Opponent: 21 vs. Denver, Oct. 18, 2018

### 20 Second-Quarter Points

By Cardinals: 24 vs. Tampa Bay, Sep. 18, 2016  
By Opponent: 28 at LA Chargers, Nov. 25, 2018

### 20 Third-Quarter Points

By Cardinals: 21 vs. Green Bay, Dec. 27, 2015  
By Opponent: 21 at San Francisco, Jan. 2, 2011

### 20 Fourth-Quarter Points

By Cardinals: 20 at Seattle, Dec. 24, 2016  
By Opponent: 27 vs. Tampa Bay, Oct. 15, 2017

### 30 One-Half Points

By Cardinals: 31 in first half vs. San Francisco, Sep. 27, 2015  
By Opponent: 35 in first half vs. Denver, Oct. 18, 2018

### Score Touchdown In Each Quarter

By Cardinals: vs. Tampa Bay, Oct. 15, 2017 (14, 10, 7, 7 points)  
By Opponent: at Atlanta, Dec. 16, 2018 (10, 16, 7, 7 points)

## OFFENSE

### 500 Yards Total Offense

By Cardinals: 524 at St. Louis, Dec. 6, 2015  
By Opponent: 596 vs. Seattle, Dec. 21, 2014

### No Sacks/No Interceptions Allowed

By Cardinals: vs. NY Jets, Oct. 17, 2016  
By Opponent: at Kansas City, Nov. 21, 2010

## DEFENSE

### Shutout

By Cardinals: Arizona 23, vs. NY Giants 0, Dec. 24, 2017 (State Farm Stadium)  
By Opponent: Arizona 0, at LA Rams 34, Sep. 16, 2018 (Los Angeles Memorial Coliseum)

### Shutout At Home

By Cardinals: Arizona 23, vs. NY Giants 0, Dec. 24, 2017 (State Farm Stadium)  
By Opponent: Arizona 0, vs. Seattle 38, Sep. 14, 2003 (Sun Devil Stadium)

### Shutout On The Road

By Cardinals: Arizona 38, at Dallas 0, Nov. 16, 1970 (Cotton Bowl)  
By Opponent: Arizona 0, at LA Rams 34, Sep. 16, 2018 (Los Angeles Memorial Coliseum)

## MISCELLANEOUS

### Overtime Win At Home

By Cardinals: Oct. 1, 2017 vs. San Francisco, 18-15 (State Farm Stadium)  
By Opponent: Oct. 14, 2012 vs. Buffalo, 19-16 (State Farm Stadium)

### Overtime Win On The Road

By Cardinals: Sep. 17, 2017 at Indianapolis, 16-13 (Lucas Oil Stadium)  
By Opponent: Nov. 7, 2010 at Minnesota, 27-24 (Metrodome)

### 10 Or More Penalties

By Cardinals: 10, vs. Jacksonville, Nov. 26, 2017 (98 yards)  
By Opponent: 10, at Baltimore, Sep. 15, 2019 (62 yards)

### Tie Game

By Cardinals: Sep. 8, 2019 vs. Detroit, 27-27

### Over 40:00 Time of Possession (Non-OT)

By Cardinals: 42:50 at Seattle, Oct. 18, 2009  
By Opponent: 40:12 at San Francisco, Oct. 7, 2018





Season Record.....	0-3-1	At Home.....	0-2-1	When won coin toss.....	0-1-1
In NFC West Games.....	0-1	On the Road.....	0-1	When lost coin toss.....	0-2
In NFC East Games.....	0-0	Outdoors.....	0-1	When scored first.....	0-1
In NFC North Games.....	0-0-1	Indoors.....	0-2-1	When opp. scores first.....	0-2-1
In NFC South Games.....	0-1	On Natural Grass.....	0-3-1	In overtime games.....	0-0-1

In September.....	0-3-1	When Cards out-rushed opponent.....	0-0
In October.....	0-0	When Cards out-passed opponent.....	0-2
In November.....	0-0	While wearing white jersey/white pants.....	0-0
In December.....	0-0	While wearing white jersey/red pants.....	0-0
In January.....	0-0	While wearing red jersey/white pants.....	0-3-1
With roof open at State Farm Stadium.....	0-0	While wearing red jersey/red pants.....	0-0
With roof closed at State Farm Stadium.....	0-2-1	While wearing black jersey/white-black pants.....	0-0
When Yielding 20 Points or Less.....	0-0	When Tied at Halftime.....	0-0
When Scoring 20 Points or More.....	0-1-1	When Led at the End of 3 <sup>rd</sup> Quarter.....	0-0
When Led at Halftime.....	0-0	When Trailing at the End of 3 <sup>rd</sup> Quarter.....	0-3-1
When Trailing at Halftime.....	0-3-1	When Tied at the End of 3 <sup>rd</sup> Quarter.....	0-0
When Arizona had a 100-yd rusher.....	0-0	When Arizona had a 300-yard passer.....	0-1-1
When opp. had a 100-yd rusher.....	0-3	When opponent had a 300-yard passer.....	0-0-1
When Arizona had a 100-yd receiver.....	0-1-1	When Arizona won turnover margin.....	0-0-1
When opp. had a 100-yd receiver.....	0-1-1	When opponent won turnover margin.....	0-2

## 2019 Booth Initiated Reviews

Date	Opp	Explanation	Result
9-8	vs. DET	Reviewed the runner was out of bounds for ARZ RB David Johnson	Upheld
		Reviewed the first down ruling for ARZ QB Kyler Murray---(No first down/Out of bounds)	Reversed
		Reviewed the pass completion ruling for DET TE T.J. Hockenson	Upheld
9-29	vs. SEA	Reviewed the non-fumble ruling for ARZ WR Larry Fitzgerald	Upheld

## 2019 Arizona Instant Replay Challenges (0-2)

Date	Opp	Explanation	Result
9-8	vs. DET	Challenged the incomplete pass ruling for ARZ WR Damiere Byrd	Upheld
9-15	@ BAL	Challenged the pass completion ruling for BAL TE Mark Andrews	Upheld

## 2019 Opponent Instant Replay Challenges (0-1)

Date	Opp	Explanation	Result
9-15	@ BAL	Challenged the incomplete pass for possible defensive pass interference by ARZ CB Byron Murphy	Upheld

## 2019 Overtime Scoring Plays (0-0-1)

Date	Opp	Play
9-8	vs. DET	ARZ K Zane Gonzalez made 28-yard field goal DET K Matt Prater made 33-yard field goal

## 2019 Arizona Defensive Touchdowns

Date	Opp	Play
------	-----	------

## 2019 Arizona Return Touchdowns

Date	Opp	Play
------	-----	------

## Arizona Two-Point Conversion Attempts (2-2)

Date	Opp	Play
9-8	vs. DET	Pass attempt from QB Kyler Murray to WR Christian Kirk is complete
9-15	@ BAL	Pass attempt from QB Kyler Murray to WR KeeSean Johnson is complete

## Arizona Onside Kick Attempts/Recoveries (0-0)

Date	Opp	Play
------	-----	------





# CARDINALS SCORING DRIVES

## CARDINALS 2019 REGULAR SEASON SCORING DRIVES

DATE	OPPONENT	ACQUIRED	DRIVE START	PLAYS	YARDS	Q	TIME	FIRST DOWNS	SCORING PLAY
09/08	Detroit	Muffed Punt	DET 8	4	6	Q2	0:21	0	Z. Gonzalez: 20-yard FG
		Punt	ARI 34	8	42	Q3	2:34	2	Z. Gonzalez: 42-yard FG
		Kickoff	ARI 26	10	58	Q4	3:38	2	Z. Gonzalez: 34-yard FG
		Punt	ARI 30	7	70	Q4	2:55	5	D. Johnson: 27-yard pass from K. Murray
		Punt	ARI 40	9	60	Q4	1:48	5	L. Fitzgerald: 4-yard pass from K. Murray
		Kickoff	ARI 25	7	65	OT	2:43	2	Z. Gonzalez: 28-yard FG
09/15	at Baltimore	Downs	ARI 43	7	53	Q1	2:16	2	Z. Gonzalez: 22-yard FG
		Kickoff	ARI 14	13	83	Q2	5:36	3	Z. Gonzalez: 21-yard FG
		Punt	ARI 17	9	81	Q3	3:48	3	Z. Gonzalez: 21-yard FG
		Kickoff	ARI 21	4	79	Q4	2:04	4	D. Johnson: 1-yard run
09/22	Carolina	Fumble	ARI 26	14	74	Q1	6:17	6	L. Fitzgerald: 1-yard pass from K. Murray
		Punt	ARI 31	15	53	Q2	5:58	4	Z. Gonzalez: 34-yard FG
		Kickoff	ARI 25	9	75	Q3	3:40	5	D. Johnson: 3-yard pass from K. Murray
		Kickoff	ARI 21	12	49	Q3	4:57	3	Z. Gonzalez: 47-yard FG
09/29	Seattle	Kickoff	ARI 25	12	60	Q1	5:26	3	Q2: Z. Gonzalez: 33-yard FG
		Punt	ARI 20	8	80	Q4	3:11	6	K. Murray: 9-yard run
10/06	at Cincinnati	--	--	--	--	--	--	--	--
10/13	Atlanta	--	--	--	--	--	--	--	--
10/20	at N.Y. Giants	--	--	--	--	--	--	--	--
10/27	at New Orleans	--	--	--	--	--	--	--	--
10/31	San Francisco	--	--	--	--	--	--	--	--
11/10	at Tampa Bay	--	--	--	--	--	--	--	--
11/17	at San Francisco	--	--	--	--	--	--	--	--
12/01	L.A. Rams	--	--	--	--	--	--	--	--
12/08	Pittsburgh	--	--	--	--	--	--	--	--
12/15	Cleveland	--	--	--	--	--	--	--	--
12/22	at Seattle	--	--	--	--	--	--	--	--
12/29	at L.A. Rams	--	--	--	--	--	--	--	--
AVG				9.3	61.8		3:34.50	3.4	





SEPTEMBER 8, 2019  
CARDINALS VS. DETROIT LIONS  
T 27-27 (OT)

TOP TACKLERS		SACKS		INTS		FORCED FUMBLES		RECOVERED FUMBLES	
PLAYER	NO.	PLAYER	NO.	PLAYER	NO.	PLAYER	NO.	PLAYER	NO.
J. Hicks	14	T. Suggs	2.0			C. Jones	1	C. Jones	1
B. Baker	8	C. Jones	1.0			T. Suggs	1		
D. Swearinger Sr.	7								
H. Reddick	6								
B. Murphy Jr.	5								

SEPTEMBER 15, 2019  
CARDINALS @ BALTIMORE RAVENS  
L 23-17

TOP TACKLERS		SACKS		INTS		FORCED FUMBLES		RECOVERED FUMBLES	
PLAYER	NO.	PLAYER	NO.	PLAYER	NO.	PLAYER	NO.	PLAYER	NO.
B. Baker	12	C. Marsh Sr.	1.0			B. Baker	1		
J. Hicks	12	C. Peters	1.0						
D. Swearinger Sr.	10								
H. Reddick	9								
B. Murphy Jr.	7								

SEPTEMBER 22, 2019  
CARDINALS VS. CAROLINA PANTHERS  
L 38-20

TOP TACKLERS		SACKS		INTS		FORCED FUMBLES		RECOVERED FUMBLES	
PLAYER	NO.	PLAYER	NO.	PLAYER	NO.	PLAYER	NO.	PLAYER	NO.
J. Hicks	11	C. Jones	2.0			C. Jones	2	C. Jones	1
H. Reddick	11								
B. Baker	6								
C. Jones	6								
D. Swearinger Sr.	6								

SEPTEMBER 29, 2019  
CARDINALS VS. SEATTLE SEAHAWKS  
L 27-10

TOP TACKLERS		SACKS		INTS		FORCED FUMBLES		RECOVERED FUMBLES	
PLAYER	NO.	PLAYER	NO.	PLAYER	NO.	PLAYER	NO.	PLAYER	NO.
J. Hicks	12	T. Suggs	1.5			J. Hicks	2		
H. Reddick	8	J. Bullard	1.0			T. Suggs	1		
D. Swearinger Sr.	8	H. Reddick	1.0						
B. Baker	7	J. Hicks	0.5						
T. Suggs	6								





# CARDINALS TURNOVER ANALYSIS

## 2019 REGULAR SEASON - DEFENSIVE TAKEAWAYS

DATE	OPPONENT	TAKEAWAY	QTR.	YD-LINE	RESULT
9/8	Detroit	C. Jones FR (C. Jones FF)	1	ARZ-34	Punt
9/15	at Baltimore	None			
9/22	Carolina	C. Jones FR (C. Jones FF)	1	ARZ-26	TD
9/29	Seattle	None			
10/06	at Cincinnati	--	--	--	--
10/13	Atlanta	--	--	--	--
10/20	at N.Y. Giants	--	--	--	--
10/27	at New Orleans	--	--	--	--
10/31	San Francisco	--	--	--	--
11/10	at Tampa Bay	--	--	--	--
11/17	at San Francisco	--	--	--	--
12/01	L.A. Rams	--	--	--	--
12/08	Pittsburgh	--	--	--	--
12/15	Cleveland	--	--	--	--
12/22	at Seattle	--	--	--	--
12/29	at L.A. Rams	--	--	--	--

## 2019 REGULAR SEASON - OFFENSIVE GIVEAWAYS

DATE	OPPONENT	GIVEAWAY	QTR.	YD-LINE	RESULT
9/8	Detroit	K. Murray INT (T. Walker)	1	ARZ-24	Fumble
9/15	at Baltimore	None			
9/22	Carolina	K. Murray INT (D. Jackson)	3	ARZ-47	TD
		K. Murray INT (D. Jackson)	4	ARZ-22	FG
9/29	Seattle	K. Murray INT (J. Clowney)	1	ARZ-27	TD
10/06	at Cincinnati	--	--	--	--
10/13	Atlanta	--	--	--	--
10/20	at N.Y. Giants	--	--	--	--
10/27	at New Orleans	--	--	--	--
10/31	San Francisco	--	--	--	--
11/10	at Tampa Bay	--	--	--	--
11/17	at San Francisco	--	--	--	--
12/01	L.A. Rams	--	--	--	--
12/08	Pittsburgh	--	--	--	--
12/15	Cleveland	--	--	--	--
12/22	at Seattle	--	--	--	--
12/29	at L.A. Rams	--	--	--	--

## 2019 REGULAR SEASON - SPECIAL TEAMS/MISC TAKEAWAYS

DATE	OPPONENT	TAKEAWAY	QTR.	YD-LINE	RESULT
9/8	Detroit	T. Sherfield FR (J. Agnew fumble)	2	DET-8	FG

## 2019 REGULAR SEASON - TURNOVERS

<b>Offense:</b>	4 Giveaways 17 Points (2 TD, 1 FG)	<b>Ratio</b> -1 (3 takeaways, 4 giveaways)
<b>Defense:</b>	2 Takeaways 7 Points (1 TD, 0 FG)	
<b>Special Teams:</b>	0 Giveaway 0 Points (0 TD, 0 FG)	<b>Points Off Turnovers Ratio</b> -7 (10 scored, 17 allowed)
	1 Takeaway 3 Points (0 TD, 1 FG)	





## 2019 REGULAR SEASON - BIG RUN PLAYS (10+ YARDS)

DATE	OPPONENT	QTR	CARDINALS PLAYER	YDS.	DOWN	RESULT	QTR	OPP. PLAYER	YDS.	DOWN	RESULT
09/08	Detroit	3	David Johnson	18	1-10-ARI 34	Field Goal	2	Matthew Stafford	12	1-10-ARI 40	Touchdown
		4	Christian Kirk	12	3-2-DET 29	Field Goal					
		4	David Johnson	10	3-1-DET 29	Touchdown					
09/15	at Baltimore		NONE				1	Lamar Jackson	19	1-10-BAL 39	Touchdown
							1	Mark Ingram	16	1-10-BAL 46	Field Goal
							1	Lamar Jackson	16	1-10-ARI 38	Field Goal
							2	Lamar Jackson	18	1-10-BAL 26	Touchdown
							3	Lamar Jackson	11	2-15-BAL 20	Punt
							3	Lamar Jackson	19	3-20-ARI 24	Field Goal
							4	Lamar Jackson	10	2-6-ARI 48	Field Goal
							4	Lamar Jackson	14	2-10-BAL 31	Punt
							4	Mark Ingram	11	2-12-ARI 17	End Game
09/22	Carolina	1	Kyler Murray	12	2-10-ARI 39	Touchdown	1	D.J. Moore	12	1-10-ARI 19	Touchdown
		1	David Johnson	15	1-10-CAR 49	Touchdown	3	Christian McCaffrey	76t	2-2-CAR 24	Touchdown
		3	Kyler Murray	17	3-1-CAR 20	Touchdown					
		3	Kyler Murray	20	1-10-ARI 34	Field Goal					
09/29	Seattle	2	Kyler Murray	15	2-10-SEA 47	Missed FG	2	Chris Carson	11	1-10-ARI 16	Field Goal
		2	Chase Edmonds	10	2-18-SEA 40	Missed FG	3	Chris Carson	10	2-4-SEA 15	Punt
		4	David Johnson	14	2-10-SEA 36	End Game	4	Chris Carson	12	2-6-ARI 22	Touchdown
10/06	at Cincinnati	--	--	--	--	--	--	--	--	--	--
10/13	Atlanta	--	--	--	--	--	--	--	--	--	--
10/20	at N.Y. Giants	--	--	--	--	--	--	--	--	--	--
10/27	at New Orleans	--	--	--	--	--	--	--	--	--	--
10/31	San Francisco	--	--	--	--	--	--	--	--	--	--
11/10	at Tampa Bay	--	--	--	--	--	--	--	--	--	--
11/17	at San Francisco	--	--	--	--	--	--	--	--	--	--
12/01	L.A. Rams	--	--	--	--	--	--	--	--	--	--
12/08	Pittsburgh	--	--	--	--	--	--	--	--	--	--
12/15	Cleveland	--	--	--	--	--	--	--	--	--	--
12/22	at Seattle	--	--	--	--	--	--	--	--	--	--
12/29	at L.A. Rams	--	--	--	--	--	--	--	--	--	--

TOTALS 10 - 143 (14.3), 0 TDS

15 - 267 (17.8), 1 TDS

## 2019 REGULAR SEASON - BIG PASS PLAYS (20+ YARDS)

DATE	OPPONENT	QTR	CARDINALS PLAYER	YDS.	DOWN	RESULT	QTR	OPP. PLAYER	YDS.	DOWN	RESULT
09/08	Detroit	4	Kyler Murray -> Larry Fitzgerald	41	3-14-ARI 22	Field Goal	1	Matthew Stafford -> T.J. Hockenson	28	1-10-DET 27	Punt
		4	Kyler Murray -> David Johnson	27t	1-10-DET 27	Touchdown	2	Matthew Stafford -> Danny Amendola	47t	2-6-ARI 47	Touchdown
		5	Kyler Murray -> Larry Fitzgerald	45	2-3-ARI 32	Field Goal	2	Matthew Stafford -> T.J. Hockenson	39	1-10-DET 21	Touchdown
							3	Matthew Stafford -> T.J. Hockenson	24	2-4-DET 39	Touchdown
							4	Matthew Stafford -> T.J. Hockenson	23t	3-14-ARI 23	Touchdown
							5	Matthew Stafford -> Marvin Jones Jr.	21	1-10-DET 25	Field Goal
							5	Matthew Stafford -> Marvin Jones Jr.	23	1-10-ARI 41	Field Goal
09/15	at Baltimore	1	Kyler Murray -> Christian Kirk	34	1-10-BAL 47	Field Goal	1	Lamar Jackson -> Mark Andrews	27t	1-10-ARI 27	Touchdown
		2	Kyler Murray -> Christian Kirk	26	2-5-ARI 19	Field Goal	1	Lamar Jackson -> Mark Andrews	28	3-17-BAL 18	Field Goal
		2	Kyler Murray -> KeeSean Johnson	31	3-9-BAL 41	Field Goal	2	Lamar Jackson -> Mark Andrews	24	1-10-BAL 44	Touchdown
		2	Kyler Murray -> Christian Kirk	24	2-10-ARI 17	End Half	2	Lamar Jackson -> Mark Ingram	20	1-10-ARI 32	Touchdown
		3	Kyler Murray -> Larry Fitzgerald	40	2-7-ARI 20	Field Goal	4	Lamar Jackson -> Marquise Brown	41	3-11-BAL 44	End Game
		3	Kyler Murray -> Maxx Williams	21	2-11-BAL 41	Field Goal					
		4	Kyler Murray -> Larry Fitzgerald	54	1-10-ARI 21	Touchdown					
09/22	Carolina	3	Kyler Murray -> Larry Fitzgerald	23	2-20-ARI 35	Touchdown	2	Kyle Allen -> D.J. Moore	52t	1-10-CAR 48	Touchdown
							3	Kyle Allen -> Greg Olsen	20	1-10-CAR 25	Touchdown
							3	Kyle Allen -> Jarius Wright	33	2-8-ARI 39	Touchdown
09/29	Seattle	1	Kyler Murray -> David Johnson	31	2-10-ARI 49	Field Goal	2	Russell Wilson -> Jaron Brown	32	3-4-SEA 31	Touchdown
		2	Kyler Murray -> David Johnson	28	1-10-ARI 25	Missed FG	2	Russell Wilson -> Tyler Lockett	28	1-10-ARI 37	Touchdown
		4	Kyler Murray -> Maxx Williams	21	1-10-ARI 31	Touchdown					
10/06	at Cincinnati	--	--	--	--	--	--	--	--	--	--
10/13	Atlanta	--	--	--	--	--	--	--	--	--	--
10/20	at N.Y. Giants	--	--	--	--	--	--	--	--	--	--
10/27	at New Orleans	--	--	--	--	--	--	--	--	--	--
10/31	San Francisco	--	--	--	--	--	--	--	--	--	--
11/10	at Tampa Bay	--	--	--	--	--	--	--	--	--	--
11/17	at San Francisco	--	--	--	--	--	--	--	--	--	--
12/01	L.A. Rams	--	--	--	--	--	--	--	--	--	--
12/08	Pittsburgh	--	--	--	--	--	--	--	--	--	--
12/15	Cleveland	--	--	--	--	--	--	--	--	--	--
12/22	at Seattle	--	--	--	--	--	--	--	--	--	--
12/29	at L.A. Rams	--	--	--	--	--	--	--	--	--	--

TOTALS 14 - 446 (31.9), 1 TDS

17 - 510 (30.0), 4 TDS





# CARDINALS SCORING AND GIVEAWAY/TAKEAWAY

DATE	OPPONENT	W/L/T	CARDINALS						OPPONENTS						POINT	OVERALL
			1ST	2ND	3RD	4TH	OT	TOTAL	1ST	2ND	3RD	4TH	OT	TOTAL	DIFF	RECORD
9/8	Detroit	T	0	3	3	18	3	27	0	17	0	7	3	27	0	0-0-1
9/15	at Baltimore	L	3	3	3	8	--	17	7	10	0	6	--	23	-6	0-1-1
9/22	Carolina	L	7	3	10	0	--	20	0	14	14	10	--	38	-18	0-2-1
9/29	Seattle	L	0	3	0	7	--	10	10	10	0	7	--	27	-17	0-3-1
10/6	at Cincinnati	--	--	--	--	--	--	--	--	--	--	--	--	--	--	--
10/13	Atlanta	--	--	--	--	--	--	--	--	--	--	--	--	--	--	--
10/20	at N.Y. Giants	--	--	--	--	--	--	--	--	--	--	--	--	--	--	--
10/27	at New Orleans	--	--	--	--	--	--	--	--	--	--	--	--	--	--	--
10/31	San Francisco	--	--	--	--	--	--	--	--	--	--	--	--	--	--	--
11/10	at Tampa Bay	--	--	--	--	--	--	--	--	--	--	--	--	--	--	--
11/17	at San Francisco	--	--	--	--	--	--	--	--	--	--	--	--	--	--	--
12/1	L.A. Rams	--	--	--	--	--	--	--	--	--	--	--	--	--	--	--
12/8	Pittsburgh	--	--	--	--	--	--	--	--	--	--	--	--	--	--	--
12/15	Cleveland	--	--	--	--	--	--	--	--	--	--	--	--	--	--	--
12/22	at Seattle	--	--	--	--	--	--	--	--	--	--	--	--	--	--	--
12/29	at L.A. Rams	--	--	--	--	--	--	--	--	--	--	--	--	--	--	--
2019 TOTALS:		0-3-1	10	12	16	33	3	74	17	51	14	30	3	115	-41	0-3-1
AVG/GAME:			2.5	3.0	4.0	8.3	3.0	18.5	4.3	12.8	3.5	7.5	3.0	28.8	-10.3	

DATE	OPPONENT	ARI +/- RATIO	ARI TAKEAWAYS	POINTS OFF TAKEAWAYS	ARI GIVEAWAYS	POINTS OFF GIVEAWAYS	POINTS OFF TO RATIO
09/08	Detroit	+1	2 (2 FUM, 0 INT)	3	1 (0 FUM, 1 INT)	0	+3
09/15	at Baltimore	0	0 (0 FUM, 0 INT)	0	0 (0 FUM, 0 INT)	0	0
09/22	Carolina	-1	1 (1 FUM, 0 INT)	7	2 (0 FUM, 2 INT)	10	-3
09/29	Seattle	-1	0 (0 FUM, 0 INT)	0	1 (0 FUM, 1 INT)	7	-7
10/06	at Cincinnati	--	--	--	--	--	--
10/13	Atlanta	--	--	--	--	--	--
10/20	at N.Y. Giants	--	--	--	--	--	--
10/27	at New Orleans	--	--	--	--	--	--
10/31	San Francisco	--	--	--	--	--	--
11/10	at Tampa Bay	--	--	--	--	--	--
11/17	at San Francisco	--	--	--	--	--	--
12/01	L.A. Rams	--	--	--	--	--	--
12/08	Pittsburgh	--	--	--	--	--	--
12/15	Cleveland	--	--	--	--	--	--
12/22	at Seattle	--	--	--	--	--	--
12/29	at L.A. Rams	--	--	--	--	--	--
TOTALS		-1	3 (3 FUM, 0 INT)	10	4 (0 FUM, 4 INT)	17	-7



# CARDINALS POSSESSION BREAKDOWN



DATE	OPPONENT	QB	POSS	TD	PAT	2-PT	M-2PT	FG	FGA	BK-FG	PUNT	INT	FUM	SAF	DWNS	HF	GM	PTS	TD%	SCORE%	PTS/POSS
9/8	Detroit	K. Murray	16	2	1	1	1	4	4	0	8	1	0	0	0	1	0	27	12.5	37.5	1.69
9/15	at Baltimore	K. Murray	10	1	0	1	1	3	3	0	5	0	0	0	0	1	0	17	10.0	40.0	1.70
9/22	Carolina	K. Murray	11	2	2	0	0	2	2	0	5	2	0	0	0	0	0	20	18.2	36.4	1.82
9/29	Seattle	K. Murray	10	1	1	0	0	1	3	0	3	1	0	0	0	1	1	10	10.0	20.0	1.00
10/6	at Cincinnati	--	--	--	--	--	--	--	--	--	--	--	--	--	--	--	--	--	--	--	--
10/13	Atlanta	--	--	--	--	--	--	--	--	--	--	--	--	--	--	--	--	--	--	--	--
10/20	at N.Y. Giants	--	--	--	--	--	--	--	--	--	--	--	--	--	--	--	--	--	--	--	--
10/27	at New Orleans	--	--	--	--	--	--	--	--	--	--	--	--	--	--	--	--	--	--	--	--
10/31	San Francisco	--	--	--	--	--	--	--	--	--	--	--	--	--	--	--	--	--	--	--	--
11/10	at Tampa Bay	--	--	--	--	--	--	--	--	--	--	--	--	--	--	--	--	--	--	--	--
11/17	at San Francisco	--	--	--	--	--	--	--	--	--	--	--	--	--	--	--	--	--	--	--	--
12/1	L.A. Rams	--	--	--	--	--	--	--	--	--	--	--	--	--	--	--	--	--	--	--	--
12/8	Pittsburgh	--	--	--	--	--	--	--	--	--	--	--	--	--	--	--	--	--	--	--	--
12/15	Cleveland	--	--	--	--	--	--	--	--	--	--	--	--	--	--	--	--	--	--	--	--
12/22	at Seattle	--	--	--	--	--	--	--	--	--	--	--	--	--	--	--	--	--	--	--	--
12/29	at L.A. Rams	--	--	--	--	--	--	--	--	--	--	--	--	--	--	--	--	--	--	--	--
<b>K. MURRAY TOTALS:</b>			<b>47</b>	<b>6</b>	<b>4</b>	<b>2</b>	<b>2</b>	<b>10</b>	<b>12</b>	<b>0</b>	<b>21</b>	<b>4</b>	<b>0</b>	<b>0</b>	<b>0</b>	<b>3</b>	<b>1</b>	<b>74</b>	<b>12.8</b>	<b>34.0</b>	<b>1.57</b>
<b>2019 TOTALS:</b>			<b>47</b>	<b>6</b>	<b>4</b>	<b>2</b>	<b>2</b>	<b>10</b>	<b>12</b>	<b>0</b>	<b>21</b>	<b>4</b>	<b>0</b>	<b>0</b>	<b>0</b>	<b>3</b>	<b>1</b>	<b>74</b>	<b>12.8</b>	<b>34.0</b>	<b>1.57</b>

DATE	OPPONENT	QB	POSS	TD	PAT	2-PT	M-2PT	FG	FGA	BK-FG	PUNT	INT	FUM	SAF	DWNS	HF	GM	PTS	TD%	SCORE%	PTS/POSS
9/8	Detroit	M. Stafford	15	3	3	0	0	2	2	0	8	0	2	0	1	0	0	27	20.0	33.3	1.80
9/15	at Baltimore	L. Jackson	10	2	2	0	0	3	3	0	3	0	0	0	1	0	1	23	20.0	50.0	2.30
9/22	Carolina	K. Allen	12	5	5	0	0	1	1	0	3	0	1	0	0	1	1	38	41.7	50.0	3.17
9/29	Seattle	R. Wilson	8	2	3	0	0	2	2	0	4	0	0	0	0	0	0	20	25.0	50.0	2.50
10/6	at Cincinnati	--	--	--	--	--	--	--	--	--	--	--	--	--	--	--	--	--	--	--	--
10/13	Atlanta	--	--	--	--	--	--	--	--	--	--	--	--	--	--	--	--	--	--	--	--
10/20	at N.Y. Giants	--	--	--	--	--	--	--	--	--	--	--	--	--	--	--	--	--	--	--	--
10/27	at New Orleans	--	--	--	--	--	--	--	--	--	--	--	--	--	--	--	--	--	--	--	--
10/31	San Francisco	--	--	--	--	--	--	--	--	--	--	--	--	--	--	--	--	--	--	--	--
11/10	at Tampa Bay	--	--	--	--	--	--	--	--	--	--	--	--	--	--	--	--	--	--	--	--
11/17	at San Francisco	--	--	--	--	--	--	--	--	--	--	--	--	--	--	--	--	--	--	--	--
12/1	L.A. Rams	--	--	--	--	--	--	--	--	--	--	--	--	--	--	--	--	--	--	--	--
12/8	Pittsburgh	--	--	--	--	--	--	--	--	--	--	--	--	--	--	--	--	--	--	--	--
12/15	Cleveland	--	--	--	--	--	--	--	--	--	--	--	--	--	--	--	--	--	--	--	--
12/22	at Seattle	--	--	--	--	--	--	--	--	--	--	--	--	--	--	--	--	--	--	--	--
12/29	at L.A. Rams	--	--	--	--	--	--	--	--	--	--	--	--	--	--	--	--	--	--	--	--
<b>2019 TOTALS:</b>			<b>45</b>	<b>12</b>	<b>13</b>	<b>0</b>	<b>0</b>	<b>8</b>	<b>8</b>	<b>0</b>	<b>18</b>	<b>0</b>	<b>3</b>	<b>0</b>	<b>2</b>	<b>1</b>	<b>2</b>	<b>108</b>	<b>26.7</b>	<b>44.4</b>	<b>2.40</b>





# CARDINALS THIRD DOWN EFFICIENCY ANALYSIS

## CARDINALS 2019 REGULAR SEASON THIRD DOWN EFFICIENCY

### CARDINALS

Date	Opponent	3rd & 1	3rd & 2	3rd & 3	3rd & 4	3rd & 5	3rd & 6	3rd & 7	3rd & 8	3rd & 9	3rd & 10+	Total
09/08	Detroit	1 / 2	1 / 2	0 / 0	1 / 2	1 / 1	0 / 0	3 / 5	1 / 2	0 / 1	1 / 7	9 / 22
09/15	at Baltimore	0 / 1	0 / 0	0 / 1	0 / 0	0 / 1	1 / 1	0 / 0	0 / 1	1 / 1	0 / 5	2 / 11
09/22	Carolina	6 / 6	0 / 0	0 / 0	1 / 1	1 / 2	0 / 0	0 / 2	1 / 1	0 / 0	0 / 5	9 / 17
09/29	Seattle	0 / 0	0 / 0	1 / 1	0 / 1	0 / 0	0 / 0	0 / 0	2 / 3	0 / 1	0 / 3	3 / 9
10/06	at Cincinnati	--	--	--	--	--	--	--	--	--	--	--
10/13	Atlanta	--	--	--	--	--	--	--	--	--	--	--
10/20	at N.Y. Giants	--	--	--	--	--	--	--	--	--	--	--
10/27	at New Orleans	--	--	--	--	--	--	--	--	--	--	--
10/31	San Francisco	--	--	--	--	--	--	--	--	--	--	--
11/10	at Tampa Bay	--	--	--	--	--	--	--	--	--	--	--
11/17	at San Francisco	--	--	--	--	--	--	--	--	--	--	--
12/01	L.A. Rams	--	--	--	--	--	--	--	--	--	--	--
12/08	Pittsburgh	--	--	--	--	--	--	--	--	--	--	--
12/15	Cleveland	--	--	--	--	--	--	--	--	--	--	--
12/22	at Seattle	--	--	--	--	--	--	--	--	--	--	--
12/29	at L.A. Rams	--	--	--	--	--	--	--	--	--	--	--
<b>TOTALS</b>		<b>7 / 9</b>	<b>1 / 2</b>	<b>1 / 2</b>	<b>2 / 4</b>	<b>2 / 4</b>	<b>1 / 1</b>	<b>3 / 7</b>	<b>4 / 7</b>	<b>1 / 3</b>	<b>1 / 20</b>	<b>23 / 59</b>
		<b>77.8%</b>	<b>50.0%</b>	<b>50.0%</b>	<b>50.0%</b>	<b>50.0%</b>	<b>100.0%</b>	<b>42.9%</b>	<b>57.1%</b>	<b>33.3%</b>	<b>5.0%</b>	<b>39.0%</b>

3RD & 1-3: 9 / 13 = 69.2%

3RD & 4-6: 5 / 9 = 55.6%

3RD & 7-10+: 9 / 37 = 24.3%

## OPPONENT 2019 REGULAR SEASON THIRD DOWN EFFICIENCY

### OPPONENT

Date	Opponent	3rd & 1	3rd & 2	3rd & 3	3rd & 4	3rd & 5	3rd & 6	3rd & 7	3rd & 8	3rd & 9	3rd & 10+	Total
09/08	Detroit	2 / 4	1 / 1	1 / 1	0 / 0	0 / 1	0 / 2	1 / 2	0 / 1	0 / 0	1 / 6	6 / 18
09/15	at Baltimore	1 / 1	0 / 1	0 / 0	1 / 2	0 / 0	1 / 1	2 / 2	0 / 0	0 / 0	2 / 7	7 / 14
09/22	Carolina	0 / 0	0 / 0	1 / 1	0 / 1	3 / 5	0 / 0	0 / 2	0 / 0	0 / 0	0 / 1	4 / 10
09/29	Seattle	0 / 0	2 / 2	0 / 0	1 / 2	0 / 1	0 / 1	0 / 0	0 / 0	0 / 1	1 / 3	4 / 10
10/06	at Cincinnati	--	--	--	--	--	--	--	--	--	--	--
10/13	Atlanta	--	--	--	--	--	--	--	--	--	--	--
10/20	at N.Y. Giants	--	--	--	--	--	--	--	--	--	--	--
10/27	at New Orleans	--	--	--	--	--	--	--	--	--	--	--
10/31	San Francisco	--	--	--	--	--	--	--	--	--	--	--
11/10	at Tampa Bay	--	--	--	--	--	--	--	--	--	--	--
11/17	at San Francisco	--	--	--	--	--	--	--	--	--	--	--
12/01	L.A. Rams	--	--	--	--	--	--	--	--	--	--	--
12/08	Pittsburgh	--	--	--	--	--	--	--	--	--	--	--
12/15	Cleveland	--	--	--	--	--	--	--	--	--	--	--
12/22	at Seattle	--	--	--	--	--	--	--	--	--	--	--
12/29	at L.A. Rams	--	--	--	--	--	--	--	--	--	--	--
<b>TOTALS</b>		<b>3 / 5</b>	<b>3 / 4</b>	<b>2 / 2</b>	<b>2 / 5</b>	<b>3 / 7</b>	<b>1 / 4</b>	<b>3 / 6</b>	<b>0 / 1</b>	<b>0 / 1</b>	<b>4 / 17</b>	<b>21 / 52</b>
		<b>60.0%</b>	<b>75.0%</b>	<b>100.0%</b>	<b>40.0%</b>	<b>42.9%</b>	<b>25.0%</b>	<b>50.0%</b>	<b>0.0%</b>	<b>0.0%</b>	<b>23.5%</b>	<b>40.4%</b>

3RD & 1-3: 8 / 11 = 72.7%

3RD & 4-6: 6 / 16 = 37.5%

3RD & 7-10+: 7 / 25 = 28.0%



# CARDINALS RED ZONE BREAKDOWN



## CARDINALS

Date	Opponent	Pos	TD	PAT	2-Pt.	Miss		FG	FGA	Blk FG	INT	Fum	Dwns	Half	Game	Pts	Score		Pts/
						PAT											TD%	Pct.	
09/08	Detroit	4	1	0	1	0		3	3	0	0	0	0	0	0	17	25.0	100.0	4.3
09/15	at Baltimore	4	1	0	1	0		3	3	0	0	0	0	0	0	17	25.0	100.0	4.3
09/22	Carolina	3	2	2	0	0		1	1	0	0	0	0	0	0	17	66.7	100.0	5.7
09/29	Seattle	3	1	1	0	0		1	1	0	0	0	0	0	1	10	33.3	66.7	3.3
10/06	at Cincinnati	--	--	--	--	--		--	--	--	--	--	--	--	--	--	--	--	--
10/13	Atlanta	--	--	--	--	--		--	--	--	--	--	--	--	--	--	--	--	--
10/20	at N.Y. Giants	--	--	--	--	--		--	--	--	--	--	--	--	--	--	--	--	--
10/27	at New Orleans	--	--	--	--	--		--	--	--	--	--	--	--	--	--	--	--	--
10/31	San Francisco	--	--	--	--	--		--	--	--	--	--	--	--	--	--	--	--	--
11/10	at Tampa Bay	--	--	--	--	--		--	--	--	--	--	--	--	--	--	--	--	--
11/17	at San Francisco	--	--	--	--	--		--	--	--	--	--	--	--	--	--	--	--	--
12/01	L.A. Rams	--	--	--	--	--		--	--	--	--	--	--	--	--	--	--	--	--
12/08	Pittsburgh	--	--	--	--	--		--	--	--	--	--	--	--	--	--	--	--	--
12/15	Cleveland	--	--	--	--	--		--	--	--	--	--	--	--	--	--	--	--	--
12/22	at Seattle	--	--	--	--	--		--	--	--	--	--	--	--	--	--	--	--	--
12/29	at L.A. Rams	--	--	--	--	--		--	--	--	--	--	--	--	--	--	--	--	--
TOTALS		14	5	3	2	0		8	8	0	0	0	0	0	1	61	35.7	92.9	4.4

## OPPONENT

Date	Opponent	Pos	TD	PAT	2-Pt.	Miss		FG	FGA	Blk FG	INT	Fum	Dwns	Half	Game	Pts	Score		Pts/
						PAT											TD%	Pct.	
09/08	Detroit	3	2	2	0	0		1	1	0	0	0	0	0	0	17	66.7	100.0	5.7
09/15	at Baltimore	4	1	1	0	0		2	2	0	0	0	0	0	1	13	25.0	75.0	3.3
09/22	Carolina	5	3	3	0	0		1	1	0	0	1	0	0	0	24	60.0	80.0	4.8
09/29	Seattle	4	2	2	0	0		2	2	0	0	0	0	0	0	20	50.0	100.0	5.0
10/06	at Cincinnati	--	--	--	--	--		--	--	--	--	--	--	--	--	--	--	--	--
10/13	Atlanta	--	--	--	--	--		--	--	--	--	--	--	--	--	--	--	--	--
10/20	at N.Y. Giants	--	--	--	--	--		--	--	--	--	--	--	--	--	--	--	--	--
10/27	at New Orleans	--	--	--	--	--		--	--	--	--	--	--	--	--	--	--	--	--
10/31	San Francisco	--	--	--	--	--		--	--	--	--	--	--	--	--	--	--	--	--
11/10	at Tampa Bay	--	--	--	--	--		--	--	--	--	--	--	--	--	--	--	--	--
11/17	at San Francisco	--	--	--	--	--		--	--	--	--	--	--	--	--	--	--	--	--
12/01	L.A. Rams	--	--	--	--	--		--	--	--	--	--	--	--	--	--	--	--	--
12/08	Pittsburgh	--	--	--	--	--		--	--	--	--	--	--	--	--	--	--	--	--
12/15	Cleveland	--	--	--	--	--		--	--	--	--	--	--	--	--	--	--	--	--
12/22	at Seattle	--	--	--	--	--		--	--	--	--	--	--	--	--	--	--	--	--
12/29	at L.A. Rams	--	--	--	--	--		--	--	--	--	--	--	--	--	--	--	--	--
TOTALS		16	8	8	0	0		6	6	0	0	1	0	0	1	74	50.0	87.5	4.6





# CARDINALS HIGHS AND LOWS

## OFFENSIVE

HIGH	DATE	OPPONENT		OPPONENT	DATE	LOW
27	9/8	vs. Detroit	Points	vs. Seattle	9/29	10
2	9/8	vs. Detroit	Total Touchdowns	at Baltimore	9/15	1
	9/22	vs. Carolina		vs. Seattle	9/29	
82	9/8	vs. Detroit	Total Plays	at Baltimore	9/15	54
387	9/8	vs. Detroit	Total Net Yards	vs. Carolina	9/22	248
21	9/8	vs. Detroit	Total First Downs	at Baltimore	9/15	15
	9/22	vs. Carolina				
10	9/22	vs. Carolina	First Downs Rushing	at Baltimore	9/15	2
16	9/8	vs. Detroit	First Downs Passing	vs. Carolina	9/22	9
2	9/8	vs. Detroit	First Down Penalties	at Baltimore	9/15	1
	9/22	vs. Carolina				
	9/29	vs. Seattle				
52.9%	9/22	vs. Carolina	Third Down Efficiency	at Baltimore	9/15	18.2%
6.5	9/15	at Baltimore	Average Yards Per Play	vs. Carolina	9/22	3.4
121	9/22	vs. Carolina	Total Net Yards Rushing	at Baltimore	9/15	20
23	9/8	vs. Detroit	Rushing Attempts	at Baltimore	9/15	11
	9/29	vs. Seattle				
5.5	9/22	vs. Carolina	Rushing Average Yards	at Baltimore	9/15	1.8
1	9/15	at Baltimore	Rushing Touchdowns	vs. Detroit	9/8	0
	9/29	vs. Seattle		vs. Carolina	9/22	
329	9/15	at Baltimore	Total Net Yards Passing	vs. Carolina	9/22	127
54	9/8	vs. Detroit	Passing Attempts	vs. Seattle	9/29	32
30	9/22	vs. Carolina	Passing Completions	vs. Seattle	9/29	22
2	9/8	vs. Detroit	Passing Touchdowns	at Baltimore	9/15	0
	9/22	vs. Carolina		vs. Seattle	9/29	
7.7	9/15	at Baltimore	Passing Yards Average	vs. Carolina	9/22	2.5
2	9/22	vs. Carolina	Passes Thrown for Interception	at Baltimore	9/15	0
8	9/22	vs. Carolina	Times Sacked	at Baltimore	9/15	3
46	9/22	vs. Carolina	Sack Yards Lost	at Baltimore	9/15	20
8	9/22	vs. Carolina	QB Sacks	at Baltimore	9/15	3
8	9/8	vs. Detroit	Total Punts	vs. Seattle	9/29	3
380	9/8	vs. Detroit	Total Punt Yards	vs. Seattle	9/29	141
53.4	9/15	at Baltimore	Punt Gross Average Yards	vs. Carolina	9/22	42.4
48	9/29	vs. Seattle	Punt Net Average Yards	vs. Carolina	9/22	42.4
3	9/8	vs. Detroit	Punt Returns	at Baltimore	9/15	1
				vs. Seattle	9/29	
20	9/22	vs. Carolina	Punt Return Yards	at Baltimore	9/15	0
10.0	9/22	vs. Carolina	Punt Return Yards Average	at Baltimore	9/15	0.0
4	9/8	vs. Detroit	Kickoff Returns	vs. Seattle	9/29	0
	9/15	at Baltimore				
86	9/8	vs. Detroit	Kickoff Return Yards	vs. Seattle	9/29	0
8	9/15	at Baltimore	Total Penalties	vs. Detroit	9/8	7
				vs. Carolina	9/22	
				vs. Seattle	9/29	
70	9/15	at Baltimore	Penalty Yards	vs. Detroit	9/8	35
1	9/15	at Baltimore	Total Fumbles	vs. Detroit	9/8	0
				vs. Carolina	9/22	
				vs. Seattle	9/29	
0	9/8	vs. Detroit	Fumbles Lost	vs. Detroit	9/8	0
	9/15	at Baltimore		at Baltimore	9/15	
	9/22	vs. Carolina		vs. Carolina	9/22	
	9/29	vs. Seattle		vs. Seattle	9/29	
31:44	9/22	vs. Carolina	Time of Possession	at Baltimore	9/15	22:22





## DEFENSIVE

HIGH	DATE	OPPONENT		OPPONENT	DATE	LOW
38	9/22	vs. Carolina	Points	at Baltimore	9/15	23
5	9/22	vs. Carolina	Total Touchdowns	at Baltimore	9/15	2
80	9/8	vs. Detroit	Total Plays	vs. Carolina	9/22	59
				vs. Seattle	9/29	
477	9/8	vs. Detroit	Total Net Yards	vs. Seattle	9/29	340
26	9/15	at Baltimore	Total First Downs	vs. Carolina	9/22	21
				vs. Seattle	9/29	
9	9/15 9/29	at Baltimore vs. Seattle	First Downs Rushing	vs. Carolina	9/22	4
17	9/8	vs. Detroit	First Downs Passing	vs. Seattle	9/29	10
3	9/22	vs. Carolina	First Down Penalties	vs. Detroit	9/8	1
				at Baltimore	9/15	
50.0%	9/15	at Baltimore	Third Down Efficiency	vs. Detroit	9/8	33.3%
7	9/22	vs. Carolina	Average Yards Per Play	vs. Seattle	9/29	5.8
182	9/15	at Baltimore	Total Net Yards Rushing	vs. Seattle	9/29	115
33	9/15	at Baltimore	Rushing Attempts	vs. Seattle	9/29	27
5.6	9/22	vs. Carolina	Rushing Average Yards	vs. Detroit	9/8	3.6
1	9/22	vs. Carolina	Rushing Touchdowns	vs. Detroit	9/8	0
	9/29	vs. Seattle		at Baltimore	9/15	
361	9/8	vs. Detroit	Total Net Yards Passing	vs. Seattle	9/29	225
45	9/8	vs. Detroit	Passing Attempts	vs. Carolina	9/22	26
27	9/8	vs. Detroit	Passing Completions	vs. Carolina	9/22	19
4	9/22	vs. Carolina	Passing Touchdowns	vs. Seattle	9/29	1
8.6	9/22	vs. Carolina	Passing Yards Average	at Baltimore	9/15	6.6
0	9/8	vs. Detroit	Passes Thrown for Interception	vs. Detroit	9/8	0
	9/15	at Baltimore		at Baltimore	9/15	
	9/22	vs. Carolina		vs. Carolina	9/22	
	9/29	vs. Seattle		vs. Seattle	9/29	
4	9/29	vs. Seattle	Times Sacked	at Baltimore	9/15	2
				vs. Carolina	9/22	
24	9/8	vs. Detroit	Sack Yards Lost	at Baltimore	9/15	14
4	9/29	vs. Seattle	QB Sacks	at Baltimore	9/15	2
				vs. Carolina	9/22	
8	9/8	vs. Detroit	Total Punts	at Baltimore	9/15	3
				vs. Carolina	9/22	
314	9/8	vs. Detroit	Total Punt Yards	at Baltimore	9/15	129
48.3	9/22	vs. Carolina	Punt Gross Average Yards	vs. Detroit	9/8	39.3
43	9/15	at Baltimore	Punt Net Average Yards	vs. Detroit	9/8	37
5	9/8	vs. Detroit	Punt Returns	vs. Carolina	9/22	1
45	9/15	at Baltimore	Punt Return Yards	vs. Seattle	9/29	-3
15.0	9/15	at Baltimore	Punt Return Yards Average	vs. Seattle	9/29	-1.5
3	9/8	vs. Detroit	Kickoff Returns	vs. Seattle	9/29	1
48	9/8	vs. Detroit	Kickoff Return Yards	vs. Seattle	9/29	21
10	9/15	at Baltimore	Total Penalties	vs. Carolina	9/22	3
65	9/29	vs. Seattle	Penalty Yards	vs. Carolina	9/22	35
3	9/8	vs. Detroit	Total Fumbles	at Baltimore	9/15	2
	9/29	vs. Seattle		vs. Carolina	9/22	
2	9/8	vs. Detroit	Fumbles Lost	at Baltimore	9/15	0
				vs. Seattle	9/29	
39:23	9/8	vs. Detroit	Time of Possession	vs. Carolina	9/22	28:16





# CARDINALS SUPERLATIVES

2019 REGULAR SEASON CARDINALS INDIVIDUAL SINGLE-GAME HIGHS			OPPONENT	DATE
Passes Attempted	54	Kyler Murray	vs. Lions	9/8
Passes Completed	30	Kyler Murray	vs. Panthers	9/22
Passing Yards	349	Kyler Murray	at Ravens	9/15
Touchdown Passes	2	Kyler Murray	vs. Panthers	9/22
		Kyler Murray	vs. Lions	9/8
Pass Receptions	10	Christian Kirk	vs. Panthers	9/22
Receiving Yards	114	Christian Kirk	at Ravens	9/15
Touchdown Receptions	1	Larry Fitzgerald	vs. Panthers	9/22
		David Johnson	vs. Panthers	9/22
		Larry Fitzgerald	vs. Lions	9/8
		David Johnson	vs. Lions	9/8
Rushing Yards	82	David Johnson	vs. Lions	9/8
Rushing Attempts	18	David Johnson	vs. Lions	9/8
Rushing Touchdowns	1	Kyler Murray	vs. Seahawks	9/29
		David Johnson	at Ravens	9/15
Yards From Scrimmage	139	David Johnson	vs. Seahawks	9/29
Combined Net Yards	139	David Johnson	vs. Seahawks	9/29
Sacks	2.0	Chandler Jones	vs. Panthers	9/22
		Terrell Suggs	vs. Lions	9/8
Punts	8	Andy Lee	vs. Lions	9/8
Punt Returns	3	Christian Kirk	vs. Lions	9/8
Punt Return Yards	20	Christian Kirk	vs. Panthers	9/22
Kickoff Returns	4	Damiere Byrd	at Ravens	9/15
		Andy Isabella	vs. Lions	9/8
Kickoff Return Yards	86	Andy Isabella	vs. Lions	9/8
Field Goals Attempted	4	Zane Gonzalez	vs. Lions	9/8
Field Goals Made	4	Zane Gonzalez	vs. Lions	9/8
2019 REGULAR SEASON ARIZONA CARDINALS LONGEST PLAYS			OPPONENT	DATE
Run From Scrimmage	20	Kyler Murray	vs. Panthers	9/22
Touchdown Run	9	Kyler Murray	vs. Seahawks	9/29
Pass Reception	54	Larry Fitzgerald	at Ravens	9/15
Touchdown Reception	27	David Johnson	vs. Lions	9/8
Punt Return	20	Christian Kirk	vs. Panthers	9/22
Kickoff Return	32	Andy Isabella	vs. Lions	9/8
Punt	59	Andy Lee	at Ravens	9/15
Field Goal	47	Zane Gonzalez	vs. Panthers	9/22





2019 REGULAR SEASON OPPONENTS INDIVIDUAL SINGLE-GAME HIGHS			OPPONENT	DATE
Passes Attempted	45	Matthew Stafford	vs. Lions	9/8
Passes Completed	27	Matthew Stafford	vs. Lions	9/8
Passing Yards	385	Matthew Stafford	vs. Lions	9/8
Touchdown Passes	4	Kyle Allen	vs. Panthers	9/22
Pass Receptions	8	Mark Andrews	at Ravens	9/15
		Marquise Brown	at Ravens	9/15
Receiving Yards	131	T.J. Hockenson	vs. Lions	9/8
Touchdown Receptions	2	Greg Olsen	vs. Panthers	9/22
Rushing Yards	153	Christian McCaffrey	vs. Panthers	9/22
Rushing Attempts	24	Christian McCaffrey	vs. Panthers	9/22
Rushing Touchdowns	1	C.J. Prosise	vs. Seahawks	9/29
		Christian McCaffrey	vs. Panthers	9/22
Yards From Scrimmage	188	Christian McCaffrey	vs. Panthers	9/22
Combined Net Yards	188	Christian McCaffrey	vs. Panthers	9/22
Interceptions Made	2	Donte Jackson	vs. Panthers	9/22
INT Return Yards	27	Jadeveon Clowney	vs. Seahawks	9/29
Sacks	3.0	Mario Addison	vs. Panthers	9/22
		Devon Kennard	vs. Lions	9/8
Punts	8	Sam Martin	vs. Lions	9/8
Punt Returns	5	Jamal Agnew	vs. Lions	9/8
Punt Return Yards	45	Cyrus Jones	at Ravens	9/15
Kickoff Returns	3	Jamal Agnew	vs. Lions	9/8
Kickoff Return Yards	48	Jamal Agnew	vs. Lions	9/8
Field Goals Attempted	3	Justin Tucker	at Ravens	9/15
Field Goals Made	3	Justin Tucker	at Ravens	9/15

2019 REGULAR SEASON OPPONENTS LONGEST PLAYS			OPPONENT	DATE
Run From Scrimmage	76	Christian McCaffrey	vs. Panthers	9/22
Touchdown Run	76	Christian McCaffrey	vs. Panthers	9/22
Pass Reception	52	D.J. Moore	vs. Panthers	9/22
Touchdown Reception	52	D.J. Moore	vs. Panthers	9/22
Interception Return	27	Jadeveon Clowney	vs. Seahawks	9/29
Punt Return	25	Cyrus Jones	at Ravens	9/15
Kickoff Return	26	Justice Hill	at Ravens	9/15
Punt	55	Sam Martin	vs. Lions	9/8
Field Goal	55	Matt Prater	vs. Lions	9/8





# CARDINALS TRANSACTIONS

DATE	POS.	NAME	TRANSACTION
10/1	DL	Miles Brown	Released
10/1	WR	Pharoh Cooper	Re-signed
10/1	TE	Darrell Daniels	Re-signed to the practice squad
9/30	WR	Johnnie Dixon	Placed on the practice squad injured reserve list
9/30	WR	A.J. Richardson	Signed to the practice squad
9/30	S	D.J. Swearingen Sr.	Released
9/28	TE	Darrell Daniels	Release
9/28	P	Ryan Winslow	Elevated to the active roster from the practice squad
9/25	S	Chris Banjo	Signed
9/24	P	Ryan Winslow	Signed to the practice squad
9/23	WR	Michael Crabtree	Released
9/21	TE	Darrell Daniels	Elevated to the active roster from the practice squad
9/21	OL	Jeremy Vujnovich	Released
9/11	CB	Andre Chachere	Signed to the practice squad
9/11	TE	Darrell Daniels	Signed to the practice squad
9/10	OL	Marcus Gilbert	Placed on injured reserve (knee)
9/10	OL	Jordan Mills	Signed
9/10	LB	Dante Booker	Released from the practice squad
9/9	TE	Darrell Daniels	Released
9/9	OL	Jeremy Vujnovich	Re-signed
9/7	TE	Darrell Daniels	Elevated to the active roster from the practice squad
9/7	OL	Jeremy Vujnovich	Released
9/3	CB	Jalen Davis	Signed to the practice squad
9/3	RB	Justin Davis	Signed to the practice squad
9/3	WR	Johnnie Dixon	Signed to the practice squad
9/3	LB	Kylie Fitts	Signed to the practice squad
9/3	LB	Pete Robertson	Signed to the practice squad
9/3	QB	Kyle Slotter	Signed to the practice squad
9/3	CB	Nate Brooks	Released from the practice squad
9/3	LB	Vontarrius Dora	Released from the practice squad
9/2	OL	Sam Jones	Signed to the practice squad
9/2	QB	Drew Anderson	Released from the practice squad
9/2	WR	A.J. Richardson	Released from the practice squad
9/1	LB	Cassius Marsh Sr.	Signed to a one-year contract
9/1	CB	Robert Alford	Placed on injured reserve (leg)
9/1	QB	Drew Anderson	Signed to the practice squad
9/1	LB	Dante Booker	Signed to the practice squad
9/1	CB	Nate Brooks	Signed to the practice squad
9/1	TE	Darrell Daniels	Signed to the practice squad
9/1	LB	Vontarrius Dora	Signed to the practice squad
9/1	WR	A.J. Richardson	Signed to the practice squad
9/1	TE	Caleb Wilson	Signed to the practice squad
9/1	DL	Jonathan Bullard	Awarded waiver claim (Chicago)
9/1	OL	Justin Murray	Awarded waiver claim (Oakland)
9/1	CB	Kevin Peterson	Awarded waiver claim (LA Rams)
9/1	OL	Brett Toth	Awarded waiver claim (Philadelphia)
9/1	S	Charles Washington	Awarded waiver claim (Detroit)
9/1	RB	T.J. Logan	Released
9/1	LB	Pete Robertson	Released
9/1	LB	Tanner Vallejo	Released
8/31	RB	Wes Hills	Reached an injury settlement
8/31	OL	Rees Odhiambo	Waived/injured (chest)
8/31	OL	William Sweet	Waived/injured (foot)
8/31	LB	Pita Taumoepeanu	Waived/injured (hamstring)
8/31	CB	Brandon Williams	Waived/injured (shoulder)
8/31	OL	Max Garcia	Placed on the Reserve/Physically Unable to Perform (PUP) list
8/31	DL	Siupeli Anau	Released
8/31	QB	Drew Anderson	Released
8/31	DL	Sterling Bailey	Released
8/31	TE	Drew Belcher	Released
8/31	LB	Dante Booker	Released
8/31	CB	Nate Brooks	Released
8/31	WR	Pharoh Cooper	Released
8/31	TE	Darrell Daniels	Released
8/31	LB	Vontarrius Dora	Released
8/31	OL	Parker Ehinger	Released
8/31	OL	Colby Gossett	Released
8/31	DL	Bruce Hector	Released
8/31	QB	Charles Kanoff	Released
8/31	OL	Patrick Lawrence	Released
8/31	LB	Cameron Malveaux	Released
8/31	CB	Deatrick Nichols	Released
8/31	OL	Jacob Ohnesorge	Released
8/31	S	Jonathan Owens	Released
8/31	WR	A.J. Richardson	Released
8/31	TE	Ricky Seals-Jones	Released
8/31	OL	Coleman Shelton	Released
8/31	S	Tyler Sigler	Released
8/31	RB	Dontae Strickland	Released
8/31	DL	Pasoni Tasini	Released
8/31	WR	Chad Williams	Released
8/31	TE	Caleb Wilson	Released
8/31	P	Ryan Winslow	Released
8/31	WR	Isaac Zico	Released
8/29	OL	Korey Cunningham	Traded to New England for a sixth-round pick in the 2020 NFL Draft
8/27	DL	Terrell McClain	Released
8/27	OL	Jacob Ohnesorge	Signed
8/25	LB	Andre Branch	Released
8/25	WR	Hakeem Butler	Placed on injured reserve (hand)
8/25	LB	Jeff Holland	Released
8/25	LB	Hayes Pullard	Released
8/25	DB	Josh Shaw	Placed on injured reserve (shoulder)
8/22	S	Rudy Ford	Traded to Philadelphia for DL Bruce Hector
8/22	DL	Bruce Hector	Acquired from Philadelphia in exchange for S Rudy Ford
8/21	WR	Michael Crabtree	Agreed to terms on a one-year contract
8/21	WR	Kevin White	Released
8/12	LB	Jeff Holland	Awarded waiver claim (Denver)
8/11	TE	Charles Clay	Activated off PUP
8/11	DL	Pasoni Tasini	Re-signed
8/11	CB	Brandon Williams	Activated off PUP
8/10	DL	Darius Philon	Released
8/8	DL	Vincent Valentine	Waived/Injured
8/2	OL	Tariq Cole	Released
8/2	OL	Parker Ehinger	Signed
8/2	LB	Hayes Pullard	Signed
8/2	RB	Xavier Turner	Released
8/2	WR	Isaac Zico	Signed
8/2	OL	Patrick Lawrence	Signed
7/30	LB	Dante Booker	Activated off PUP
7/30	LB	Andre Branch	Signed to a one-year contract
7/28	LB	Matt Longacre	Released
7/27	DL	Robert Nkemdiche	Released
7/27	LB	Brooks Reed	Activated off PUP
7/24	LB	Matt Longacre	Signed to a one-year contract
7/20	DL	Sterling Bailey	Signed
7/20	LB	Dante Booker	Placed on PUP (back)
7/20	TE	Charles Clay	Placed on PUP (knee)
7/20	OL	Max Garcia	Placed on PUP (knee)
7/20	OL	Will Holden	Released
7/20	DL	Robert Nkemdiche	Placed on PUP (knee)
7/20	LB	Brooks Reed	Placed on PUP (hip)
7/20	OL	Immanuel Turner	Released
7/20	CB	Brandon Williams	Placed on PUP (back)
7/17	OL	Desmond Harrison	Released
7/17	S	Jalen Thompson	Signed (Supplemental Draft, 5th round) to a four-year contract
6/13	CB	David Amerson	Released
6/6	OL	Desmond Harrison	Awarded waiver claim (Cleveland)
6/6	OL	Andrew Lauderdale	Released
5/29	LB	James Folston, Jr.	Released
5/29	LB	Pita Taumoepeanu	Awarded waiver claim (San Francisco)
5/22	WR	Malachi Dupre	Released
5/22	DL	Terrell McClain	Signed
5/13	TE	Jerome Washington	Released
5/13	CB	Ryan Pulley	Released
5/13	RB	Dontae Strickland	Signed
5/13	S	Tyler Sigler	Signed
5/10	RB	Brandon Wilds	Released
5/10	OL	Brant Weiss	Released
5/10	WR	Jalen Tolliver	Released
5/10	DL	Pasoni Tasini	Released
5/10	CB	Jonathan Moxey	Released
5/10	WR	Bryant Mitchell	Released
5/10	OL	Will House	Released
5/10	OL	Justin Evans	Released
5/10	OL	Zack Golditch	Released
5/10	CB	Nate Brooks	Signed
5/10	RB	Wes Hills	Signed
5/10	DL	Michael Dogbe	Signed (7th round) to a four-year contract
5/10	OL	Lamont Gaillard	Signed (6th round) to a four-year contract
5/10	S	Deionte Thompson	Signed (5th round) to a four-year contract
5/10	WR	Hakeem Butler	Signed (4th round) to a four-year contract
5/10	WR	Andy Isabella	Signed (2nd round) to a four-year contract
5/9	TE	Caleb Wilson	Signed (7th round) to a four-year contract
5/9	OL	Josh Miles	Signed (7th round) to a four-year contract
5/9	WR	KeeSean Johnson	Signed (6th round) to a four-year contract
5/9	DL	Zach Allen	Signed (3rd round) to a four-year contract
5/9	CB	Byron Murphy Jr.	Signed (2nd round) to a four-year contract
5/9	QB	Kyler Murray	Signed (1st round) to a four-year contract
5/3	TE	Maxx Williams	Signed to a one-year contract
5/2	K	Cole Murphy	Released
5/2	P	Ryan Winslow	Signed
4/29	QB	Drew Anderson	Agreed to terms as a rookie free agent
4/29	TE	Drew Belcher	Agreed to terms as a rookie free agent
4/29	LB	Dante Booker	Agreed to terms as a rookie free agent
4/29	DL	Miles Brown	Agreed to terms as a rookie free agent
4/29	OL	Tariq Cole	Agreed to terms as a rookie free agent
4/29	LB	James Folston, Jr.	Agreed to terms as a rookie free agent





4/29	CB	Ryan Pulley	Agreed to terms as a rookie free agent
4/29	WR	A.J. Richardson	Agreed to terms as a rookie free agent
4/29	OL	William Sweet	Agreed to terms as a rookie free agent
4/29	DL	Immanuel Turner	Agreed to terms as a rookie free agent
4/29	RB	Xavier Turner	Agreed to terms as a rookie free agent
4/29	TE	Jerome Washington	Agreed to terms as a rookie free agent
4/26	QB	Josh Rosen	Traded to Miami for a second-round selection (#62) in the 2019 NFL Draft and a fifth-round pick in the 2020 NFL Draft
4/16	OL	Brant Weiss	Signed to a one-year contract
4/15	OL	Jeremiah Poutasi	Released
4/8	TE	Darrell Daniels	Signed his one-year contract for the 2019 season
4/8	OL	Andrew Lauderdale	Signed
4/8	OL	Jeremiah Poutasi	Signed
4/8	OL	Jeremy Vujnovich	Signed his one-year contract for the 2019 season
4/8	DL	Rodney Gunter	Re-signed to a one-year contract
4/2	CB	Tramaine Brock Sr.	Signed to a one-year contract
3/26	WR	Damire Byrd	Signed to a one-year contract
3/21	TE	Ricky Seals-Jones	Signed his one-year contract for the 2019 season
3/21	DL	Darius Philon	Signed to a two-year contract
3/18	DB	Josh Shaw	Signed to a one-year contract
3/16	OL	Max Garcia	Signed to a one-year contract
3/15	WR	Kevin White	Signed to a one-year contract
3/15	OL	J.R. Sweezy	Signed to a two-year contract
3/15	LB	Jordan Hicks	Signed to a four-year contract
3/14	QB	Brett Hundley	Agreed to terms on a one-year contract
3/14	LB	Terrell Suggs	Agreed to terms on a one-year contract
3/13	K	Cole Murphy	Signed
3/13	TE	Jermaine Gresham	Released
3/13	OL	Marcus Gilbert	Acquired from Pittsburgh in exchange for a sixth-round pick (#207) in the 2019 NFL Draft
3/8	OL	Jeremy Vujnovich	Tendered contract to exclusive rights free agent
3/8	TE	Ricky Seals-Jones	Tendered contract to exclusive rights free agent
3/8	TE	Darrell Daniels	Tendered contract to exclusive rights free agent
3/8	RB	D.J. Foster	Re-signed to a one-year contract
3/8	QB	Mike Glennon	Released
3/8	S	Antoine Bethea	Released

3/6	LB	Josh Byrnes	Released
2/20	LB	Thurston Armbrister	Released
2/11	TE	Charles Clay	Signed to a one-year contract
2/11		Rusty McKinney	Hired (defensive assistant)
2/11		Don Shumpert	Hired (Bill Bidwill Fellowship/RBs)
2/9	LB	Brooks Reed	Signed to a one-year contract
2/7	CB	Robert Alford	Signed to a three-year contract
2/6		Chris Achuff	Returned to the coaching staff (defensive line)
2/6		Peter Badovinac	Hired (assistant wide receivers)
2/6		Charlie Bullen	Hired (assistant linebackers)
2/6		Rob Grosso	Hired (defensive quality control)
2/6		Randall McCray	Returned to the coaching staff (assistant special teams)
2/6		Buddy Morris	Returned to the coaching staff (strength and conditioning)
2/6		Marcus Robertson	Hired (defensive backs)
2/6		James Saxon	Hired (Running Backs)
2/6		Vernon Stephens	Returned to the coaching staff (assistant strength and conditioning)
2/6		Cam Turner	Returned to the coaching staff (offensive assistant/assistant quarterbacks)
2/6		Spencer Whipple	Hired (offensive quality control)
2/6		Greg Williams	Hired (cornerbacks)
2/5	LB	Tanner Vallejo	Awarded waiver claim (Cleveland)
1/23	WR	Larry Fitzgerald	Re-signed to a one-year contract
1/22		Tom Clements	Hired (pass game coordinator/quarterbacks coach)
1/13		Steve Heiden	Retained (tight ends)
1/13		Sean Kugler	Hired (offensive line)
1/13		Brian Natkin	Hired (assistant offensive line)
1/13		David Raih	Hired (wide receivers)
1/11		Bill Davis	Hired (linebackers)
1/11		Vance Joseph	Hired (defensive coordinator)
1/11		Jeff Rodgers	Retained (special teams coordinator)
1/10	WR	Bryant Mitchell	Signed to a future contract for 2019
1/8		Kliff Kingsbury	Hired as head coach and agreed to terms on a four-year contract with a team option for a fifth year





# CARDINALS PARTICIPATION

2019 REGULAR SEASON ARIZONA CARDINALS PLAYER PARTICIPATION																				
	1	2	3	4	5	6	7	8	9	10	11	12	13	14	15	16	2019			
	DET	@ BAL	CAR	SEA	@ CIN	ATL	@ NYG	@ NO	SF	@ TB	@ SF	LAR	PIT	CLE	@ SEA	@ LAR				
PLAYERS	9/8	9/15	9/22	9/29	10/6	10/13	10/20	10/27	10/31	11/10	11/17	12/1	12/8	12/15	12/22	12/29	GP	GS	DNP	IN
Alford, Robert	IR	IR	IR	IR	-	-	-	-	-	-	-	-	-	-	-	-	0	0	0	0
Allen, Zach	DE	P	P	P	-	-	-	-	-	-	-	-	-	-	-	-	4	1	0	0
Baker, Budda	FS	FS	FS	FS	-	-	-	-	-	-	-	-	-	-	-	-	4	4	0	0
Banjo, Chris	-	-	-	P	-	-	-	-	-	-	-	-	-	-	-	-	1	0	0	0
Booker, Dante	PS	-	-	-	-	-	-	-	-	-	-	-	-	-	-	-	0	0	0	0
Brewer, Aaron	P	P	P	P	-	-	-	-	-	-	-	-	-	-	-	-	4	0	0	0
Brock Sr., Tramaine	CB	CB	CB	CB	-	-	-	-	-	-	-	-	-	-	-	-	4	4	0	0
Brown, Miles	IA	P	P	P	-	-	-	-	-	-	-	-	-	-	-	-	3	0	0	1
Bullard, Jonathan	P	IAJ	IAJ	DE	-	-	-	-	-	-	-	-	-	-	-	-	2	1	0	2
Butler, Hakeem	IR	IR	IR	IR	-	-	-	-	-	-	-	-	-	-	-	-	0	0	0	0
Byrd, Damiere	WR	WR	WR	IAJ	-	-	-	-	-	-	-	-	-	-	-	-	3	3	0	1
Chachere, Andre	-	PS	PS	PS	-	-	-	-	-	-	-	-	-	-	-	-	0	0	0	0
Clay, Charles	P	P	TE	P	-	-	-	-	-	-	-	-	-	-	-	-	4	1	0	0
Cole, Mason	P	P	P	P	-	-	-	-	-	-	-	-	-	-	-	-	4	0	0	0
Crabtree, Michael	IA	WR	P	-	-	-	-	-	-	-	-	-	-	-	-	-	2	1	0	1
Daniels, Darrell	IA	PS	P	-	-	-	-	-	-	-	-	-	-	-	-	-	1	0	0	1
Davis, Jalen	PS	PS	PS	PS	-	-	-	-	-	-	-	-	-	-	-	-	0	0	0	0
Davis, Justin	PS	PS	PS	PS	-	-	-	-	-	-	-	-	-	-	-	-	0	0	0	0
Dixon, Johnnie	PS	PS	PS	PS	-	-	-	-	-	-	-	-	-	-	-	-	0	0	0	0
Dogbe, Michael	IA	IA	IA	IA	-	-	-	-	-	-	-	-	-	-	-	-	0	0	0	4
Edmonds, Chase	P	P	P	RB	-	-	-	-	-	-	-	-	-	-	-	-	4	1	0	0
Fitts, Kylie	PS	PS	PS	PS	-	-	-	-	-	-	-	-	-	-	-	-	0	0	0	0
Fitzgerald, Larry	WR	WR	WR	WR	-	-	-	-	-	-	-	-	-	-	-	-	4	4	0	0
Foster, D.J.	P	P	P	P	-	-	-	-	-	-	-	-	-	-	-	-	4	0	0	0
Gaillard, Lamont	IAJ	IAJ	IAJ	IAJ	-	-	-	-	-	-	-	-	-	-	-	-	0	0	0	4
Garcia, Max	PUP	PUP	PUP	PUP	-	-	-	-	-	-	-	-	-	-	-	-	0	0	0	0
Gardeck, Dennis	P	P	P	P	-	-	-	-	-	-	-	-	-	-	-	-	4	0	0	0
Gilbert, Marcus	IAJ	IR	IR	IR	-	-	-	-	-	-	-	-	-	-	-	-	0	0	0	1
Gonzalez, Zane	P	P	P	P	-	-	-	-	-	-	-	-	-	-	-	-	4	0	0	0
Gunter, Rodney	DE	DE	DE	DE	-	-	-	-	-	-	-	-	-	-	-	-	4	4	0	0
Hicks, Jordan	ILB	ILB	ILB	ILB	-	-	-	-	-	-	-	-	-	-	-	-	4	4	0	0
Humphries, D.J.	LT	LT	LT	LT	-	-	-	-	-	-	-	-	-	-	-	-	4	4	0	0
Hundley, Brett	DNP	DNP	DNP	DNP	-	-	-	-	-	-	-	-	-	-	-	-	0	0	4	0
Isabella, Andy	P	IA	P	P	-	-	-	-	-	-	-	-	-	-	-	-	3	0	0	1
Johnson, David	RB	RB	RB	RB	-	-	-	-	-	-	-	-	-	-	-	-	4	4	0	0
Johnson, KeeSean	WR	P	P	P	-	-	-	-	-	-	-	-	-	-	-	-	4	1	0	0
Jones, Chandler	SAM	SAM	SAM	SAM	-	-	-	-	-	-	-	-	-	-	-	-	4	4	0	0
Jones, Chris	P	P	DB	P	-	-	-	-	-	-	-	-	-	-	-	-	4	1	0	0
Jones, Sam	PS	PS	PS	PS	-	-	-	-	-	-	-	-	-	-	-	-	0	0	0	0
Kirk, Christian	WR	WR	WR	PR	-	-	-	-	-	-	-	-	-	-	-	-	4	4	0	0
Lee, Andy	P	P	P	IAJ	-	-	-	-	-	-	-	-	-	-	-	-	3	0	0	1
Marsh Sr., Cassius	P	P	P	P	-	-	-	-	-	-	-	-	-	-	-	-	4	0	0	0
McDonald, Clinton	P	P	P	P	-	-	-	-	-	-	-	-	-	-	-	-	4	0	0	0
Miles, Josh	P	IA	IA	IA	-	-	-	-	-	-	-	-	-	-	-	-	1	0	0	3
Mills, Jordan	-	P	RT	RT	-	-	-	-	-	-	-	-	-	-	-	-	3	2	0	0
Murphy Jr., Byron	CB	CB	CB	CB	-	-	-	-	-	-	-	-	-	-	-	-	4	4	0	0
Murray, Justin	RT	RT	P	P	-	-	-	-	-	-	-	-	-	-	-	-	4	2	0	0
Murray, Kyler	QB	QB	QB	QB	-	-	-	-	-	-	-	-	-	-	-	-	4	4	0	0
Peters, Corey	NT	NT	NT	NT	-	-	-	-	-	-	-	-	-	-	-	-	4	4	0	0
Peterson, Kevin	P	P	P	P	-	-	-	-	-	-	-	-	-	-	-	-	4	0	0	0
Peterson, Patrick	SUS	SUS	SUS	SUS	-	-	-	-	-	-	-	-	-	-	-	-	0	0	0	0
Pugh, Justin	LG	LG	LG	LG	-	-	-	-	-	-	-	-	-	-	-	-	4	4	0	0
Reddick, Haason	P	ILB	ILB	ILB	-	-	-	-	-	-	-	-	-	-	-	-	4	3	0	0
Reed, Brooks	P	P	P	P	-	-	-	-	-	-	-	-	-	-	-	-	4	0	0	0
Robertson, Pete	PS	PS	PS	PS	-	-	-	-	-	-	-	-	-	-	-	-	0	0	0	0
Shaw, Josh	IR	IR	IR	IR	-	-	-	-	-	-	-	-	-	-	-	-	0	0	0	0
Sherfield, Trent	P	P	P	P	-	-	-	-	-	-	-	-	-	-	-	-	4	0	0	0
Shipley, A.Q.	C	C	C	C	-	-	-	-	-	-	-	-	-	-	-	-	4	4	0	0
Sloter, Kyle	PS	PS	PS	PS	-	-	-	-	-	-	-	-	-	-	-	-	0	0	0	0
Suggs, Terrell	WILL	WILL	WILL	WILL	-	-	-	-	-	-	-	-	-	-	-	-	4	4	0	0
Swearinger Sr., D.J.	SS	SS	SS	SS	-	-	-	-	-	-	-	-	-	-	-	-	4	4	0	0
Sweet, William	IR	IR	IR	IR	-	-	-	-	-	-	-	-	-	-	-	-	0	0	0	0
Sweezy, J.R.	RG	RG	RG	RG	-	-	-	-	-	-	-	-	-	-	-	-	4	4	0	0
Taumoepenu, Pita	IR	-	-	-	-	-	-	-	-	-	-	-	-	-	-	-	0	0	0	0
Thompson, Deionte	P	DB	P	P	-	-	-	-	-	-	-	-	-	-	-	-	4	1	0	0
Thompson, Jalen	P	P	IA	P	-	-	-	-	-	-	-	-	-	-	-	-	3	0	0	1
Toth, Brett	IA	IA	IA	IA	-	-	-	-	-	-	-	-	-	-	-	-	0	0	0	4
Turner, Ezekiel	P	P	IAJ	P	-	-	-	-	-	-	-	-	-	-	-	-	3	0	0	1
Vujnovich, Jeremy	-	IA	-	-	-	-	-	-	-	-	-	-	-	-	-	-	0	0	0	1
Walker, Joe	ILB	P	P	P	-	-	-	-	-	-	-	-	-	-	-	-	4	1	0	0
Washington, Charles	P	P	P	IAJ	-	-	-	-	-	-	-	-	-	-	-	-	3	0	0	1
Williams, Brandon	IR	IR	IR	IR	-	-	-	-	-	-	-	-	-	-	-	-	0	0	0	0
Williams, Maxx	P	P	P	TE	-	-	-	-	-	-	-	-	-	-	-	-	4	1	0	0
Wilson, Caleb	PS	PS	PS	PS	-	-	-	-	-	-	-	-	-	-	-	-	0	0	0	0
Winslow, Ryan	-	-	-	P	-	-	-	-	-	-	-	-	-	-	-	-	1	0	0	0

Position=Started, P=Played, IA=Inactive, IAJ=Injured/Inactive, DNP=Did Not Play, SUS=Reserve/Suspension, IR=Injured Reserve, PUP=Reserved/Physically Unable to Perform, PS=Practice Squad



# CARDINALS STARTERS AND INACTIVES



## OFFENSE

DATE	OPPONENT	WR	LT	LG	C	RG	RT	TE	QB	RB
9/8	Detroit	L. Fitzgerald/ K. Johnson/ C. Kirk/ D. Byrd	D. Humphries	J. Pugh	A. Shipley	J. Sweezy	J. Murray	--	K. Murray	D. Johnson
9/15	at Baltimore	L. Fitzgerald/ M. Crabtree/ C. Kirk/ D. Byrd	D. Humphries	J. Pugh	A. Shipley	J. Sweezy	J. Murray	--	K. Murray	D. Johnson
9/22	Carolina	L. Fitzgerald/ C. Kirk/ D. Byrd	D. Humphries	J. Pugh	A. Shipley	J. Sweezy	J. Mills	C. Clay	K. Murray	D. Johnson
9/29	Seattle	L. Fitzgerald/ C. Kirk	D. Humphries	J. Pugh	A. Shipley	J. Sweezy	J. Mills	M. Williams	K. Murray	D. Johnson/ C. Edmonds
10/6	at Cincinnati	--	--	--	--	--	--	--	--	--
10/13	Atlanta	--	--	--	--	--	--	--	--	--
10/20	at N.Y. Giants	--	--	--	--	--	--	--	--	--
10/27	at New Orleans	--	--	--	--	--	--	--	--	--
10/31	San Francisco	--	--	--	--	--	--	--	--	--
11/10	at Tampa Bay	--	--	--	--	--	--	--	--	--
11/17	at San Francisco	--	--	--	--	--	--	--	--	--
12/1	L.A. Rams	--	--	--	--	--	--	--	--	--
12/8	Pittsburgh	--	--	--	--	--	--	--	--	--
12/15	Cleveland	--	--	--	--	--	--	--	--	--
12/22	at Seattle	--	--	--	--	--	--	--	--	--
12/29	at L.A. Rams	--	--	--	--	--	--	--	--	--

## DEFENSE

DATE	OPPONENT	DE	NT	SAM	ILB	ILB	WILL	CB	SS	FS	DB
9/8	Detroit	R. Gunter/ Z. Allen	C. Peters	C. Jones	J. Walker	J. Hicks	T. Suggs	B. Murphy Jr./ D. Swearingen Sr. T. Brock Sr.	B. Baker	--	--
9/15	at Baltimore	R. Gunter	C. Peters	C. Jones	H. Reddick	J. Hicks	T. Suggs	B. Murphy Jr./ D. Swearingen Sr. T. Brock Sr.	B. Baker	D. Thompson	--
9/22	Carolina	R. Gunter	C. Peters	C. Jones	H. Reddick	J. Hicks	T. Suggs	B. Murphy Jr./ D. Swearingen Sr. T. Brock Sr.	B. Baker	C. Jones	--
9/29	Seattle	J. Bullard/ R. Gunter	C. Peters	C. Jones	H. Reddick	J. Hicks	T. Suggs	B. Murphy Jr./ D. Swearingen Sr. T. Brock Sr.	B. Baker	--	--
10/6	at Cincinnati	--	--	--	--	--	--	--	--	--	--
10/13	Atlanta	--	--	--	--	--	--	--	--	--	--
10/20	at N.Y. Giants	--	--	--	--	--	--	--	--	--	--
10/27	at New Orleans	--	--	--	--	--	--	--	--	--	--
10/31	San Francisco	--	--	--	--	--	--	--	--	--	--
11/10	at Tampa Bay	--	--	--	--	--	--	--	--	--	--
11/17	at San Francisco	--	--	--	--	--	--	--	--	--	--
12/1	L.A. Rams	--	--	--	--	--	--	--	--	--	--
12/8	Pittsburgh	--	--	--	--	--	--	--	--	--	--
12/15	Cleveland	--	--	--	--	--	--	--	--	--	--
12/22	at Seattle	--	--	--	--	--	--	--	--	--	--
12/29	at L.A. Rams	--	--	--	--	--	--	--	--	--	--

## 2019 REGULAR SEASON INACTIVES

DATE	OPPONENT	1	2	3	4	5	6	7
09/08	Detroit	DL Miles Brown	WR Michael Crabtree	TE Darrell Daniels	DL Michael Dogbe	OL Lamont Gaillard	OL Marcus Gilbert	OL Brett Toth
09/15	at Baltimore	DL Jonathan Bullard	DL Michael Dogbe	OL Lamont Gaillard	WR Andy Isabella	OL Josh Miles	OL Brett Toth	OL Jeremy Vujnovich
09/22	Carolina	DL Jonathan Bullard	DL Michael Dogbe	OL Lamont Gaillard	OL Josh Miles	S Jalen Thompson	OL Brett Toth	LB Ezekiel Turner
09/29	Seattle	WR Damiere Byrd	DL Michael Dogbe	OL Lamont Gaillard	P Andy Lee	OL Josh Miles	OL Brett Toth	S Charles Washington
10/06	at Cincinnati	--	--	--	--	--	--	--
10/13	Atlanta	--	--	--	--	--	--	--
10/20	at N.Y. Giants	--	--	--	--	--	--	--
10/27	at New Orleans	--	--	--	--	--	--	--
10/31	San Francisco	--	--	--	--	--	--	--
11/10	at Tampa Bay	--	--	--	--	--	--	--
11/17	at San Francisco	--	--	--	--	--	--	--
12/01	L.A. Rams	--	--	--	--	--	--	--
12/08	Pittsburgh	--	--	--	--	--	--	--
12/15	Cleveland	--	--	--	--	--	--	--
12/22	at Seattle	--	--	--	--	--	--	--
12/29	at L.A. Rams	--	--	--	--	--	--	--





# CARDINALS ROSTER BY POSITION

## QUARTERBACKS (2)

NO.	NAME	POS.	HT.	WT.	AGE	EXP.	COLLEGE	HOMETOWN	HOW ACQ.
1	Kyler Murray	QB	5-10	207	22	R	Oklahoma	Allen, TX	D1-19
7	Brett Hundley	QB	6-3	226	26	5	UCLA	Chandler, AZ	UFA-19 (Sea)

## RUNNING BACKS (3)

NO.	NAME	POS.	HT.	WT.	AGE	EXP.	COLLEGE	HOMETOWN	HOW ACQ.
29	Chase Edmonds	RB	5-9	205	23	2	Fordham	Harrisburg, PA	D4-18
31	David Johnson	RB	6-1	224	27	5	Northern Iowa	Clinton, IA	D3-15
37	D.J. Foster	RB	6-0	205	25	4	Arizona State	Scottsdale, AZ	FA-17

## WIDE RECEIVERS (7)

NO.	NAME	POS.	HT.	WT.	AGE	EXP.	COLLEGE	HOMETOWN	HOW ACQ.
11	Larry Fitzgerald	WR	6-3	218	36	16	Pittsburgh	Minneapolis, MN	D1-04
12	Pharoh Cooper	WR	5-11	208	24	4	South Carolina	Havelock, NC	FA-19
13	Christian Kirk	WR	5-11	200	22	2	Texas A&M	Scottsdale, AZ	D2-18
14	Damiere Byrd	WR	5-9	180	26	4	South Carolina	Sicklerville, NJ	UFA-19 (Car)
16	Trent Sherfield	WR	6-1	219	23	2	Vanderbilt	Danville, IL	FA-18
19	KeeSean Johnson	WR	6-1	201	22	R	Fresno State	East Palo Alto, CA	D6a-19
89	Andy Isabella	WR	5-9	188	22	R	Massachusetts	Mayfield, OH	D2b-19

## TIGHT ENDS (2)

NO.	NAME	POS.	HT.	WT.	AGE	EXP.	COLLEGE	HOMETOWN	HOW ACQ.
85	Charles Clay	TE	6-3	246	30	9	Tulsa	Little Rock, AR	FA-19
87	Maxx Williams	TE	6-4	252	25	5	Minnesota	Waconia, MN	UFA-19 (Bal)

## OFFENSIVE LINE (10)

NO.	NAME	POS.	HT.	WT.	AGE	EXP.	COLLEGE	HOMETOWN	HOW ACQ.
52	Mason Cole	OL	6-5	307	23	2	Michigan	Tarpon Springs, FL	D3-18
53	A.Q. Shipley	OL	6-1	307	33	8	Penn State	Moon Township, PA	FA-15
64	J.R. Sweezy	OL	6-5	310	30	8	North Carolina State	Moorestville, NC	UFA-19 (Sea)
65	Lamont Gaillard	OL	6-3	305	23	R	Georgia	Fayetteville, NC	D6b-19
66	Josh Miles	OL	6-5	325	23	R	Morgan State	Baltimore, MD	D7a-19
67	Justin Pugh	OL	6-5	311	29	7	Syracuse	Holland, PA	UFA-18 (NYG)
71	Justin Murray	OL	6-5	315	26	2	Cincinnati	Cincinnati, OH	WV-19 (Oak)
74	D.J. Humphries	OL	6-5	307	25	5	Florida	Charlotte, NC	D1-15
78	Brett Toth	OL	6-6	304	23	R	Army	Charleston, SC	WV-19 (Phi)
79	Jordan Mills	OL	6-5	316	28	7	Louisiana Tech	Napoleonville, LA	FA-19

## LINEBACKERS (9)

NO.	NAME	POS.	HT.	WT.	AGE	EXP.	COLLEGE	HOMETOWN	HOW ACQ.
42	Dennis Gardeck	LB	6-0	232	25	2	Sioux Falls	Lake in the Hills, IL	FA-18
43	Haason Reddick	LB	6-1	235	25	3	Temple	Camden, NJ	D1-17
47	Ezekiel Turner	LB	6-2	214	23	2	Washington	Pasadena, MD	FA-18
50	Brooks Reed	LB	6-3	254	32	9	Arizona	Tucson, AZ	FA-19
54	Cassius Marsh Sr.	LB	6-4	254	27	6	UCLA	Simi Valley, CA	FA-19
55	Chandler Jones	LB	6-5	255	29	8	Syracuse	Endicott, NY	TR-16 (NE)
56	Terrell Suggs	LB	6-3	265	36	17	Arizona State	Chandler, AZ	UFA-19 (Bal)
58	Jordan Hicks	LB	6-1	236	27	5	Texas	Cincinnati, OH	UFA-19 (Phi)
59	Joe Walker	LB	6-2	236	26	4	Oregon	Palos Verdes, CA	FA-18

## DEFENSIVE BACKS (9)

NO.	NAME	POS.	HT.	WT.	AGE	EXP.	COLLEGE	HOMETOWN	HOW ACQ.
20	Tramaine Brock Sr.	CB	6-0	188	31	10	Belhaven College	Long Beach, MS	UFA-19 (Den)
25	Chris Jones	CB	6-0	200	24	1	Nebraska	Jacksonville, FL	FA-18
27	Kevin Peterson	CB	5-11	185	25	3	Oklahoma State	Wagoner, OK	WV-19 (LAR)
28	Charles Washington	S	5-10	192	26	3	Fresno State	Inglewood, CA	WV-19 (Det)
32	Budda Baker	S	5-10	195	23	3	Washington	Bellevue, WA	D2-17
33	Byron Murphy Jr.	CB	5-11	190	21	R	Washington	Scottsdale, AZ	D2a-19
34	Jalen Thompson	S	6-0	190	21	R	Washington State	Downey, CA	SD5-19
35	Deionte Thompson	S	6-1	195	22	R	Alabama	Orange, TX	D5-19
38	Chris Banjo	S	5-10	207	29	7	Southern Methodist	Sugar Land, TX	FA-19

## DEFENSIVE LINE (6)

NO.	NAME	POS.	HT.	WT.	AGE	EXP.	COLLEGE	HOMETOWN	HOW ACQ.
90	Jonathan Bullard	DL	6-3	296	25	4	Florida	Shelby, NC	WV-19 (Chi)
91	Michael Dogbe	DL	6-3	280	23	R	Temple	Morris Plains, NJ	D7b-19
93	Clinton McDonald	DL	6-2	297	32	10	Memphis	Jacksonville, AR	FA-19
95	Rodney Gunter	DL	6-5	305	27	5	Delaware State	Lake Hamilton, FL	D4-15
97	Zach Allen	DE	6-4	281	22	R	Boston College	New Canaan, CT	D3-19
98	Corey Peters	DL	6-3	335	31	10	Kentucky	Louisville, KY	UFA-15 (Atl)

## SPECIALISTS (4)

NO.	NAME	POS.	HT.	WT.	AGE	EXP.	COLLEGE	HOMETOWN	HOW ACQ.
4	Andy Lee	P	6-1	185	37	16	Pittsburgh	Westminster, SC	FA-17
5	Zane Gonzalez	K	6-0	202	24	3	Arizona State	Deer Park, TX	FA-18
9	Ryan Winslow	P	6-5	217	25	1	Pittsburgh	Maple Glen, PA	FA-19
46	Aaron Brewer	LS	6-5	232	29	8	San Diego State	Fullerton, CA	FA-16





YEAR	DRAFTEES (19)	FREE AGENTS (27)	TRADES (1)	WAIVERS (5)
2004	WR Larry Fitzgerald (1)			
2015	OL D.J. Humphries (1) RB David Johnson (3) DL Rodney Gunter (4)	DL Corey Peters (UFA-15 Atl) OL A.Q. Shipley (FA-15)		
2016		LS Aaron Brewer (FA-16)	LB Chandler Jones (TR-16 NE)	
2017	LB Haason Reddick (1) S Budda Baker (2)	RB D.J. Foster (FA-17) P Andy Lee (FA-17)		
2018	WR Christian Kirk (2) OL Mason Cole (3) RB Chase Edmonds (4)	LB Dennis Gardeck (FA-18) K Zane Gonzalez (FA-18) CB Chris Jones (FA-18) OL Justin Pugh (UFA-18 NYG) WR Trent Sherfield (FA-18) LB Ezekiel Turner (FA-18) LB Joe Walker (FA-18)		
2019	QB Kyler Murray (1) WR Andy Isabella (2) CB Byron Murphy Jr. (2) DE Zach Allen (3) S Deionte Thompson (5) OL Lamont Gaillard (6) WR KeeSean Johnson (6) DL Michael Dogbe (7) OL Josh Miles (7) S Jalen Thompson (SD 5)	S Chris Banjo (FA-19) CB Tramaine Brock Sr. (UFA-19 Den) WR Damiere Byrd (UFA-19 Car) TE Charles Clay (FA-19) WR Pharoh Cooper (FA-19) LB Jordan Hicks (UFA-19 Phi) QB Brett Hundley (UFA-19 Sea) LB Cassius Marsh Sr. (FA-19) DL Clinton McDonald (FA-19) OL Jordan Mills (FA-19) LB Brooks Reed (FA-19) LB Terrell Suggs (UFA-19 Bal) OL J.R. Sweezy (UFA-19 Sea) TE Maxx Williams (UFA-19 Bal) P Ryan Winslow (FA-19)		DL Jonathan Bullard (WV-19 Chi) OL Justin Murray (WV-19 Oak) CB Kevin Peterson (WV-19 LAR) OL Brett Toth (WV-19 Phi) S Charles Washington (WV-19 Det)





# CARDINALS DEPTH CHART

(As of October 1, 2019)

Prepared by Team's Media Relations Department

## OFFENSE

WR	11 Larry Fitzgerald	<u>89 Andy Isabella</u>	
LT	74 D.J. Humphries	<u>66 Josh Miles</u>	
LG	67 Justin Pugh	52 Mason Cole	
C	53 A.Q. Shipley	52 Mason Cole	
RG	64 J.R. Sweezy	<u>65 Lamont Gaillard</u>	
RT	71 Justin Murray	79 Jordan Mills	<u>78 Brett Toth</u>
TE	85 Charles Clay	87 Maxx Williams	
WR	13 Christian Kirk	<u>19 KeeSean Johnson</u>	
WR	14 Damiere Byrd	16 Trent Sherfield	12 Pharoh Cooper
QB	<u>1 Kyler Murray</u>	7 Brett Hundley	
RB	31 David Johnson	29 Chase Edmonds	37 D.J. Foster

## DEFENSE

DE	<u>97 Zach Allen</u>	90 Jonathan Bullard	<u>91 Michael Dogbe</u>
NT	98 Corey Peters		
DE	95 Rodney Gunter	93 Clinton McDonald	
SAM	55 Chandler Jones	50 Brooks Reed	
ILB	43 Haason Reddick	59 Joe Walker	
ILB	58 Jordan Hicks	42 Dennis Gardeck	47 Ezekiel Turner
WILL	56 Terrell Suggs	54 Cassius Marsh Sr.	
CB	<u>33 Byron Murphy Jr.</u>	27 Kevin Peterson	
CB	20 Tramaine Brock Sr.	25 Chris Jones	
SS	<u>35 Deionte Thompson</u>	38 Chris Banjo	
FS	32 Budda Baker	<u>34 Jalen Thompson</u>	28 Charles Washington

## SPECIALISTS

K	5 Zane Gonzalez	
P	4 Andy Lee	9 Ryan Winslow
LS	46 Aaron Brewer	
H	4 Andy Lee	9 Ryan Winslow
KR	<u>89 Andy Isabella</u>	14 Damiere Byrd
PR	13 Christian Kirk	12 Pharoh Cooper

## PRONUNCIATION GUIDE

Damiere Byrd .....	duh-MEER	Cassius Marsh Sr. ....	CASH-iss
Pharoh Cooper .....	FAIR-oh	Haason Reddick .....	ha-SAHN
Michael Dogbe .....	DOG-bee	Brett Toth .....	TOETH (like both)
Lamont Gaillard .....	GILL-yard		

NOTE: Rookies are underlined



# CARDINALS NUMERICAL ROSTER



NO.	NAME	POS.	HT.	WT.	AGE	EXP.	COLLEGE	HOMETOWN	HOW ACQ.	GP	GS	DNP	IA
1	Murray, Kyler	QB	5-10	207	22	R	Oklahoma	Allen, TX	D1-19	4	4	0	0
4	Lee, Andy	P	6-1	185	37	16	Pittsburgh	Westminster, SC	FA-17	3	0	0	1
5	Gonzalez, Zane	K	6-0	202	24	3	Arizona State	Deer Park, TX	FA-18	4	0	0	0
7	Hundley, Brett	QB	6-3	226	26	5	UCLA	Chandler, AZ	UFA-19 (Sea)	0	0	4	0
9	Winslow, Ryan	P	6-5	217	25	1	Pittsburgh	Maple Glen, PA	FA-19	1	0	0	0
11	Fitzgerald, Larry	WR	6-3	218	36	16	Pittsburgh	Minneapolis, MN	D1-04	4	4	0	0
12	Cooper, Pharoh	WR	5-11	208	24	4	South Carolina	Havelock, NC	FA-19	0	0	0	0
13	Kirk, Christian	WR	5-11	200	22	2	Texas A&M	Scottsdale, AZ	D2-18	4	4	0	0
14	Byrd, Damiere	WR	5-9	180	26	4	South Carolina	Sicklerville, NJ	UFA-19 (Car)	3	3	0	1
16	Sherfield, Trent	WR	6-1	219	23	2	Vanderbilt	Danville, IL	FA-18	4	0	0	0
19	Johnson, KeeSean	WR	6-1	201	22	R	Fresno State	East Palo Alto, CA	D6a-19	4	1	0	0
20	Brock Sr., Tramaine	CB	6-0	188	31	10	Belhaven College	Long Beach, MS	UFA-19 (Den)	4	4	0	0
25	Jones, Chris	CB	6-0	200	24	1	Nebraska	Jacksonville, FL	FA-18	4	1	0	0
27	Peterson, Kevin	CB	5-11	185	25	3	Oklahoma State	Wagoner, OK	WV-19 (LAR)	4	0	0	0
28	Washington, Charles	S	5-10	192	26	3	Fresno State	Inglewood, CA	WV-19 (Det)	3	0	0	1
29	Edmonds, Chase	RB	5-9	205	23	2	Fordham	Harrisburg, PA	D4-18	4	1	0	0
31	Johnson, David	RB	6-1	224	27	5	Northern Iowa	Clinton, IA	D3-15	4	4	0	0
32	Baker, Budda	S	5-10	195	23	3	Washington	Bellevue, WA	D2-17	4	4	0	0
33	Murphy Jr., Byron	CB	5-11	190	21	R	Washington	Scottsdale, AZ	D2a-19	4	4	0	0
34	Thompson, Jalen	S	6-0	190	21	R	Washington State	Downey, CA	SD5-19	3	0	0	1
35	Thompson, Deionte	S	6-1	195	22	R	Alabama	Orange, TX	D5-19	4	1	0	0
37	Foster, D.J.	RB	6-0	205	25	4	Arizona State	Scottsdale, AZ	FA-17	4	0	0	0
38	Banjo, Chris	S	5-10	207	29	7	Southern Methodist	Sugar Land, TX	FA-19	1	0	0	0
42	Gardeck, Dennis	LB	6-0	232	25	2	Sioux Falls	Lake in the Hills, IL	FA-18	4	0	0	0
43	Reddick, Haason	LB	6-1	235	25	3	Temple	Camden, NJ	D1-17	4	3	0	0
46	Brewer, Aaron	LS	6-5	232	29	8	San Diego State	Fullerton, CA	FA-16	4	0	0	0
47	Turner, Ezekiel	LB	6-2	214	23	2	Washington	Pasadena, MD	FA-18	3	0	0	1
50	Reed, Brooks	LB	6-3	254	32	9	Arizona	Tucson, AZ	FA-19	4	0	0	0
52	Cole, Mason	OL	6-5	307	23	2	Michigan	Tarpon Springs, FL	D3-18	4	0	0	0
53	Shipley, A.Q.	OL	6-1	307	33	8	Penn State	Moon Township, PA	FA-15	4	4	0	0
54	Marsh Sr., Cassius	LB	6-4	254	27	6	UCLA	Simi Valley, CA	FA-19	4	0	0	0
55	Jones, Chandler	LB	6-5	255	29	8	Syracuse	Endicott, NY	TR-16 (NE)	4	4	0	0
56	Suggs, Terrell	LB	6-3	265	36	17	Arizona State	Chandler, AZ	UFA-19 (Bal)	4	4	0	0
58	Hicks, Jordan	LB	6-1	236	27	5	Texas	Cincinnati, OH	UFA-19 (Phi)	4	4	0	0
59	Walker, Joe	LB	6-2	236	26	4	Oregon	Palos Verdes, CA	FA-18	4	1	0	0
64	Sweezy, J.R.	OL	6-5	310	30	8	North Carolina State	Mooreville, NC	UFA-19 (Sea)	4	4	0	0
65	Gaillard, Lamont	OL	6-3	305	23	R	Georgia	Fayetteville, NC	D6b-19	0	0	0	4
66	Miles, Josh	OL	6-5	325	23	R	Morgan State	Baltimore, MD	D7a-19	1	0	0	3
67	Pugh, Justin	OL	6-5	311	29	7	Syracuse	Holland, PA	UFA-18 (NYG)	4	4	0	0
71	Murray, Justin	OL	6-5	315	26	2	Cincinnati	Cincinnati, OH	WV-19 (Oak)	4	2	0	0
74	Humphries, D.J.	OL	6-5	307	25	5	Florida	Charlotte, NC	D1-15	4	4	0	0
78	Toth, Brett	OL	6-6	304	23	R	Army	Charleston, SC	WV-19 (Phi)	0	0	0	4
79	Mills, Jordan	OL	6-5	316	28	7	Louisiana Tech	Napoleonville, LA	FA-19	3	2	0	0
85	Clay, Charles	TE	6-3	246	30	9	Tulsa	Little Rock, AR	FA-19	4	1	0	0
87	Williams, Maxx	TE	6-4	252	25	5	Minnesota	Waconia, MN	UFA-19 (Bal)	4	1	0	0
89	Isabella, Andy	WR	5-9	188	22	R	Massachusetts	Mayfield, OH	D2b-19	3	0	0	1
90	Bullard, Jonathan	DL	6-3	296	25	4	Florida	Shelby, NC	WV-19 (Chi)	2	1	0	2
91	Dogbe, Michael	DL	6-3	280	23	R	Temple	Morris Plains, NJ	D7b-19	0	0	0	4
93	McDonald, Clinton	DL	6-2	297	32	10	Memphis	Jacksonville, AR	FA-19	4	0	0	0
95	Gunter, Rodney	DL	6-5	305	27	5	Delaware State	Lake Hamilton, FL	D4-15	4	4	0	0
97	Allen, Zach	DE	6-4	281	22	R	Boston College	New Canaan, CT	D3-19	4	1	0	0
98	Peters, Corey	DL	6-3	335	31	10	Kentucky	Louisville, KY	UFA-15 (Atl)	4	4	0	0

## COACHING STAFF

**HEAD COACH:** Kliff Kingsbury

**ASSISTANTS:** Jeff Rodgers (Asst. Head Coach/Special Teams Coordinator), Vance Joseph (Defensive Coordinator), Tom Clements (Pass Game Coordinator/QBs), Chris Achuff (Defensive Line), Peter Badovinac (Asst. Wide Receivers), Charlie Bullen (Asst. Linebackers), Bill Davis (Linebackers), Rob Grosso (Defensive Quality Control), Steve Heiden (Tight Ends), Sean Kugler (Offensive Line), Randall McCray (Asst. Special Teams), Rusty McKinney (Defensive Asst.), Buddy Morris (Strength & Conditioning), Brian Natkin (Asst. Offensive Line), David Raih (Wide Receivers), Marcus Robertson (Defensive Backs), James Saxon (Running Backs), Don Shumpert (Bill Bidwill Fellowship/RBs), Vernon Stephens (Asst. Strength and Conditioning), Stephens (Asst. Strength and Conditioning), Jerry Sullivan (Offensive Asst.), Cam Turner (Offensive Asst./Asst. Quarterbacks), Spencer Whipple (Offensive Quality Control), Greg Williams (Cornerbacks), Chris Wilson (Defensive Asst.)





# CARDINALS ALPHABETICAL ROSTER

NO.	NAME	POS.	HT.	WT.	DOB	EXP.	COLLEGE	HOMETOWN	HOW ACQ.
97	Allen, Zach	DE	6-4	281	8/20/1997	R	Boston College	New Canaan, CT	D3-19
32	Baker, Budda	S	5-10	195	1/10/1996	3	Washington	Bellevue, WA	D2-17
38	Banjo, Chris	S	5-10	207	2/26/1990	7	Southern Methodist	Sugar Land, TX	FA-19
46	Brewer, Aaron	LS	6-5	232	7/5/1990	8	San Diego State	Fullerton, CA	FA-16
20	Brock Sr., Tramaine	CB	6-0	188	8/20/1988	10	Belhaven College	Long Beach, MS	UFA-19 (Den)
90	Bullard, Jonathan	DL	6-3	296	10/22/1993	4	Florida	Shelby, NC	WV-19 (Chi)
14	Byrd, Damiere	WR	5-9	180	1/27/1993	4	South Carolina	Sicklerville, NJ	UFA-19 (Car)
85	Clay, Charles	TE	6-3	246	2/13/1989	9	Tulsa	Little Rock, AR	FA-19
52	Cole, Mason	OL	6-5	307	3/28/1996	2	Michigan	Tarpon Springs, FL	D3-18
12	Cooper, Pharoh	WR	5-11	208	3/7/1995	4	South Carolina	Havelock, NC	FA-19
91	Dogbe, Michael	DL	6-3	280	5/5/1996	R	Temple	Morris Plains, NJ	D7b-19
29	Edmonds, Chase	RB	5-9	205	4/13/1996	2	Fordham	Harrisburg, PA	D4-18
11	Fitzgerald, Larry	WR	6-3	218	8/31/1983	16	Pittsburgh	Minneapolis, MN	D1-04
37	Foster, D.J.	RB	6-0	205	11/22/1993	4	Arizona State	Scottsdale, AZ	FA-17
65	Gaillard, Lamont	OL	6-3	305	2/8/1996	R	Georgia	Fayetteville, NC	D6b-19
42	Gardeck, Dennis	LB	6-0	232	8/9/1994	2	Sioux Falls	Lake in the Hills, IL	FA-18
5	Gonzalez, Zane	K	6-0	202	5/7/1995	3	Arizona State	Deer Park, TX	FA-18
95	Gunter, Rodney	DL	6-5	305	1/19/1992	5	Delaware State	Lake Hamilton, FL	D4-15
58	Hicks, Jordan	LB	6-1	236	6/27/1992	5	Texas	Cincinnati, OH	UFA-19 (Phi)
74	Humphries, D.J.	OL	6-5	307	12/28/1993	5	Florida	Charlotte, NC	D1-15
7	Hundley, Brett	QB	6-3	226	6/15/1993	5	UCLA	Chandler, AZ	UFA-19 (Sea)
89	Isabella, Andy	WR	5-9	188	11/18/1996	R	Massachusetts	Mayfield, OH	D2b-19
31	Johnson, David	RB	6-1	224	12/16/1991	5	Northern Iowa	Clinton, IA	D3-15
19	Johnson, KeeSean	WR	6-1	201	10/9/1996	R	Fresno State	East Palo Alto, CA	D6a-19
55	Jones, Chandler	LB	6-5	255	2/27/1990	8	Syracuse	Endicott, NY	TR-16 (NE)
25	Jones, Chris	CB	6-0	200	8/13/1995	1	Nebraska	Jacksonville, FL	FA-18
13	Kirk, Christian	WR	5-11	200	11/18/1996	2	Texas A&M	Scottsdale, AZ	D2-18
4	Lee, Andy	P	6-1	185	8/11/1982	16	Pittsburgh	Westminster, SC	FA-17
54	Marsh Sr., Cassius	LB	6-4	254	7/7/1992	6	UCLA	Simi Valley, CA	FA-19
93	McDonald, Clinton	DL	6-2	297	1/6/1987	10	Memphis	Jacksonville, AR	FA-19
66	Miles, Josh	OL	6-5	325	1/4/1996	R	Morgan State	Baltimore, MD	D7a-19
79	Mills, Jordan	OL	6-5	316	12/24/1990	7	Louisiana Tech	Napoleonville, LA	FA-19
33	Murphy Jr., Byron	CB	5-11	190	1/18/1998	R	Washington	Scottsdale, AZ	D2a-19
71	Murray, Justin	OL	6-5	315	4/19/1993	2	Cincinnati	Cincinnati, OH	WV-19 (Oak)
1	Murray, Kyler	QB	5-10	207	8/7/1997	R	Oklahoma	Allen, TX	D1-19
98	Peters, Corey	DL	6-3	335	6/8/1988	10	Kentucky	Louisville, KY	UFA-15 (Atl)
27	Peterson, Kevin	CB	5-11	185	3/22/1994	3	Oklahoma State	Wagoner, OK	WV-19 (LAR)
67	Pugh, Justin	OL	6-5	311	8/15/1990	7	Syracuse	Holland, PA	UFA-18 (NYG)
43	Reddick, Haason	LB	6-1	235	9/22/1994	3	Temple	Camden, NJ	D1-17
50	Reed, Brooks	LB	6-3	254	2/28/1987	9	Arizona	Tucson, AZ	FA-19
16	Sherfield, Trent	WR	6-1	219	2/26/1996	2	Vanderbilt	Danville, IL	FA-18
53	Shipley, A.Q.	OL	6-1	307	5/22/1986	8	Penn State	Moon Township, PA	FA-15
56	Suggs, Terrell	LB	6-3	265	10/11/1982	17	Arizona State	Chandler, AZ	UFA-19 (Bal)
64	Sweezy, J.R.	OL	6-5	310	4/8/1989	8	North Carolina State	Mooreville, NC	UFA-19 (Sea)
35	Thompson, Deionte	S	6-1	195	2/11/1997	R	Alabama	Orange, TX	D5-19
34	Thompson, Jalen	S	6-0	190	7/18/1998	R	Washington State	Downey, CA	SD5-19
78	Toth, Brett	OL	6-6	304	9/1/1996	R	Army	Charleston, SC	WV-19 (Phi)
47	Turner, Ezekiel	LB	6-2	214	6/9/1996	2	Washington	Pasadena, MD	FA-18
59	Walker, Joe	LB	6-2	236	12/11/1992	4	Oregon	Palos Verdes, CA	FA-18
28	Washington, Charles	S	5-10	192	3/10/1993	3	Fresno State	Inglewood, CA	WV-19 (Det)
87	Williams, Maxx	TE	6-4	252	4/12/1994	5	Minnesota	Waconia, MN	UFA-19 (Bal)
9	Winslow, Ryan	P	6-5	217	4/30/1994	1	Pittsburgh	Maple Glen, PA	FA-19

## Practice Squad (10)

22	Chachere, Andre	CB	6-0	195	2/10/1996	1	San Jose State	Fresno, CA	FA-19
81	Daniels, Darrell	TE	6-3	256	11/22/1994	3	Washington	Pittsburg, CA	WV-18 (Sea)
30	Davis, Jalen	CB	5-10	185	2/2/1996	2	Utah State	La Mesa, CA	FA-19
39	Davis, Justin	RB	6-1	199	11/11/1995	3	USC	Stockton, CA	FA-19
49	Fitts, Kylie	LB	6-4	260	10/11/1994	2	Utah	San Bernardino, CA	FA-19
70	Jones, Sam	OL	6-5	290	2/21/1996	2	Arizona State	Highlands Ranch, CO	FA-19
83	Richardson, A.J.	WR	6-0	212	6/2/1995	R	Boise State	Lomita, CA	FA-19
45	Robertson, Pete	LB	6-2	243	12/2/1992	2	Texas Tech	Longview, TX	FA-18
2	Sloter, Kyle	QB	6-5	218	2/7/1994	3	Northern Colorado	Johns Creek, GA	FA-19
84	Wilson, Caleb	TE	6-4	240	7/15/1996	R	UCLA	Dallas, TX	D7c-19

## Reserve/Suspension (1)

21	Peterson, Patrick	CB	6-1	203	7/11/1990	9	LSU	Pompano Beach, FL	D1-11
----	-------------------	----	-----	-----	-----------	---	-----	-------------------	-------

## Reserved/Physically Unable to Perform (1)

73	Garcia, Max	OL	6-4	309	11/9/1991	5	Florida	Norcross, GA	UFA-19 (Den)
----	-------------	----	-----	-----	-----------	---	---------	--------------	--------------

## Injured Reserve (6)

23	Alford, Robert	CB	5-10	186	11/1/1988	7	Southeastern Louisiana	Hammond, LA	FA-19
17	Butler, Hakeem	WR	6-5	227	5/16/1996	R	Iowa State	Baltimore, MD	D4-19
76	Gilbert, Marcus	OL	6-6	330	2/15/1988	9	Florida	Fort Lauderdale, FL	TR-19 (Pit)
27	Shaw, Josh	DB	6-1	197	3/27/1992	5	USC	Palmdale, CA	UFA-19 (TB)
75	Sweet, William	OL	6-6	313	4/29/1997	R	North Carolina	Jacksonville, FL	FA-19
26	Williams, Brandon	CB	6-0	200	9/9/1992	4	Texas A&M	Brookshire, TX	D3-16

## Practice Squad/Injured Reserve (1)

10	Dixon, Johnnie	WR	5-11	198	9/16/1994	R	Ohio State	West Palm Beach, FL	FA-19
----	----------------	----	------	-----	-----------	---	------------	---------------------	-------





## 2019 NFL STANDINGS AND SCHEDULE

NFC EAST	W	L	T	Div	Conf	Wk 1	Wk 2	Wk 3	Wk 4	Wk 5	Wk 6	Wk 7	Wk 8	Wk 9	Wk 10	Wk 11	Wk 12	Wk 13	Wk 14	Wk 15	Wk 16	Wk 17
Dallas	3	1	0	2-0	2-0	<u>NYG</u>	<u>at Was</u>	<u>Mia</u>	at NO	GB	at NYJ	Phi	(BYE)	at NYG	Min	at Det	at NE	Buf	at Chi	LAR	at Phi	Was
Philadelphia	2	2	0	1-0	2-2	<u>Was</u>	at Atl	Det	<u>at GB</u>	NYJ	at Min	at Dal	at Buf	Chi	(BYE)	(BYE)	Sea	at Mia	NYG	at Was	Dal	at NYG
NY Giants	2	2	0	1-1	2-1	at Dal	Buf	<u>at TB</u>	<u>Was</u>	Min	at NE	AZ	at Det	Dal	at NYJ	(BYE)	at Chi	GB	at Phi	Mia	at Was	Phi
Washington	0	4	0	0-3	0-4	at Phi	Dal	Chi	at NYG	NE	at Mia	SF	at Min	at Buf	(BYE)	NYJ	Det	at Car	at GB	Phi	NYG	at Dal
NFC NORTH	W	L	T	Div	Conf	Wk 1	Wk 2	Wk 3	Wk 4	Wk 5	Wk 6	Wk 7	Wk 8	Wk 9	Wk 10	Wk 11	Wk 12	Wk 13	Wk 14	Wk 15	Wk 16	Wk 17
Green Bay	3	1	0	2-0	2-1	<u>at Chi</u>	<u>Min</u>	<u>Den</u>	Phi	at Dal	Det	Oak	Oak	at KC	Car	(BYE)	at SF	at NYG	Was	Chi	at Min	at Det
Chicago	3	1	0	1-1	2-1	GB	<u>at Den</u>	<u>at Was</u>	<u>Min</u>	at Oak	(BYE)	NO	NO	at LAC	at Phi	at LAR	NYG	at Det	Dal	at GB	KC	at Min
Detroit	2	1	1	0-0	1-0-1	<u>at AZ</u>	<u>LAC</u>	<u>at Phi</u>	KC	(BYE)	at GB	Min	Min	at NYG	at Chi	Dal	at Was	Chi	at Min	TB	at Den	GB
Minnesota	2	2	0	0-2	1-2	<u>Atl</u>	at GB	<u>Oak</u>	at Chi	at NYG	Phi	at Det	Was	at KC	at Dal	Den	(BYE)	at Sea	Det	at LAC	GB	Chi
NFC SOUTH	W	L	T	Div	Conf	Wk 1	Wk 2	Wk 3	Wk 4	Wk 5	Wk 6	Wk 7	Wk 8	Wk 9	Wk 10	Wk 11	Wk 12	Wk 13	Wk 14	Wk 15	Wk 16	Wk 17
New Orleans	3	1	0	0-0	2-1	<u>Hou</u>	at LAR	<u>at Sea</u>	<u>Dal</u>	TB	at Jax	at Chi	AZ	(BYE)	Atl	at TB	Car	at Atl	SF	Ind	at Ten	at Car
Tampa Bay	2	2	0	1-0	2-2	SF	<u>at Car</u>	NYG	<u>at LAR</u>	at NO	Car	(BYE)	at Ten	at Sea	AZ	NO	at Atl	at Jax	Ind	at Det	Hou	Atl
Carolina	2	2	0	0-1	1-2	LAR	TB	<u>at AZ</u>	<u>at Hou</u>	Jax	at TB	(BYE)	at SF	Ten	at GB	Atl	at NO	Was	at Atl	Sea	at Ind	NO
Atlanta	1	3	0	0-0	1-1	at Min	<u>Phi</u>	at Ind	Ten	at Hou	at AZ	LAR	Sea	(BYE)	at NO	at Car	TB	NO	Car	at SF	Jax	at TB
NFC WEST	W	L	T	Div	Conf	Wk 1	Wk 2	Wk 3	Wk 4	Wk 5	Wk 6	Wk 7	Wk 8	Wk 9	Wk 10	Wk 11	Wk 12	Wk 13	Wk 14	Wk 15	Wk 16	Wk 17
San Francisco	3	0	0	0-0	1-0	<u>at TB</u>	<u>at Cin</u>	<u>Pit</u>	(BYE)	Cle	at LAR	at Was	Car	at AZ	Sea	AZ	GB	at Bal	at NO	Atl	LAR	at Sea
Seattle	3	1	0	1-0	1-1	<u>Cin</u>	<u>at Pit</u>	NO	<u>at AZ</u>	LAR	at Cle	Bal	at Atl	TB	at SF	(BYE)	at Phi	Min	at LAR	at Car	AZ	SF
LA Rams	3	1	0	0-0	2-1	<u>at Car</u>	<u>NO</u>	<u>at Cle</u>	TB	at Sea	SF	at Atl	Cin	(BYE)	at Pit	Chi	Bal	at AZ	Sea	at Dal	at SF	AZ
Arizona	0	3	1	0-1	0-2-1	<u>Det</u>	at Bal	Car	Sea	at Cin	Atl	at NYG	at NO	SF	at TB	at SF	(BYE)	LAR	Pit	Cle	at Sea	at LAR
AFC EAST	W	L	T	Div	Conf	Wk 1	Wk 2	Wk 3	Wk 4	Wk 5	Wk 6	Wk 7	Wk 8	Wk 9	Wk 10	Wk 11	Wk 12	Wk 13	Wk 14	Wk 15	Wk 16	Wk 17
New England	4	0	0	3-0	4-1	<u>Pit</u>	<u>at Mia</u>	<u>NYJ</u>	<u>at Buf</u>	at Was	NYG	at NYJ	Cle	at Bal	(BYE)	at Phi	Dal	at Hou	KC	at Cin	Buf	Mia
Buffalo	3	1	0	1-1	2-1	<u>at NYJ</u>	<u>at NYG</u>	<u>Cin</u>	NE	at Ten	(BYE)	Mia	Phi	Was	at Cle	at Mia	Den	at Dal	Bal	at Pit	at NE	NYJ
NY Jets	0	3	0	0-2	0-3	Buf	Cle	at NE	(BYE)	at Phi	Dal	NE	at Jax	at Mia	NYG	at Was	Oak	at Cin	Mia	at Bal	Pit	at Buf
Miami	0	4	0	0-1	0-3	Bal	NE	at Dal	LAC	(BYE)	Was	at Buf	at Pit	NYJ	at Ind	Buf	at Cle	Phi	at NYJ	at NYG	Cin	at NE
AFC NORTH	W	L	T	Div	Conf	Wk 1	Wk 2	Wk 3	Wk 4	Wk 5	Wk 6	Wk 7	Wk 8	Wk 9	Wk 10	Wk 11	Wk 12	Wk 13	Wk 14	Wk 15	Wk 16	Wk 17
Cleveland	2	2	0	1-0	2-1	Ten	<u>at NYJ</u>	LAR	<u>at Bal</u>	at SF	Sea	(BYE)	(BYE)	at NE	at Den	Buf	Mia	at Pit	Cin	at AZ	Bal	at Cin
Baltimore	2	2	0	0-1	1-2	<u>at Mia</u>	<u>AZ</u>	at KC	Cle	at Pit	Cin	at Sea	(BYE)	NE	at Cin	Hou	at LAR	SF	at Buf	NYJ	at Cle	Pit
Pittsburgh	1	3	0	1-0	1-1	at NE	Sea	at SF	<u>Cin</u>	Bal	at LAC	(BYE)	Mia	Ind	LAR	at Cle	at Cin	Cle	at AZ	Buf	at NYJ	at Bal
Cincinnati	0	4	0	0-1	0-2	at Sea	SF	at Buf	at Pit	AZ	at Bal	Jax	at LAR	(BYE)	Bal	at Oak	Pit	NYJ	at Cle	NE	at Mia	Cle
AFC SOUTH	W	L	T	Div	Conf	Wk 1	Wk 2	Wk 3	Wk 4	Wk 5	Wk 6	Wk 7	Wk 8	Wk 9	Wk 10	Wk 11	Wk 12	Wk 13	Wk 14	Wk 15	Wk 16	Wk 17
Houston	2	2	0	1-0	3-0	at NO	<u>Jax</u>	<u>at LAC</u>	Car	Atl	at KC	at Ind	Oak	at Jax	(BYE)	at Bal	Ind	NE	Den	at Ten	at TB	Ten
Indianapolis	2	2	0	1-0	2-1	at LAC	<u>at Ten</u>	<u>Atl</u>	Oak	at KC	(BYE)	Hou	Den	at Pit	Mia	Jax	at Hou	Ten	at TB	at NO	Car	at Jax
Jacksonville	2	2	0	1-1	2-1	KC	at Hou	<u>Ten</u>	<u>at Den</u>	at Car	NO	at Cin	NYJ	Hou	(BYE)	at Ind	at Ten	TB	LAC	at Oak	at Atl	Ind
Tennessee	2	2	0	0-2	0-2	<u>at Cle</u>	Ind	at Jax	<u>at Atl</u>	Buf	at Den	LAC	TB	at Car	KC	(BYE)	Jax	at Ind	at Oak	Hou	NO	at Hou
AFC WEST	W	L	T	Div	Conf	Wk 1	Wk 2	Wk 3	Wk 4	Wk 5	Wk 6	Wk 7	Wk 8	Wk 9	Wk 10	Wk 11	Wk 12	Wk 13	Wk 14	Wk 15	Wk 16	Wk 17
Kansas City	4	0	0	1-0	3-0	<u>at Jax</u>	<u>at Oak</u>	<u>Bal</u>	<u>at Det</u>	Ind	Hou	at Den	GB	Min	at Ten	at LAC	(BYE)	Oak	at NE	Den	at Chi	LAC
Oakland	2	2	0	1-1	2-1	<u>Den</u>	KC	at Min	<u>at Ind</u>	Chi	(BYE)	at GB	at Hou	Det	LAC	Cin	at NYJ	at KC	Ten	Jax	at LAC	at Den
LA Chargers	2	2	0	0-0	2-1	<u>Ind</u>	at Det	Hou	<u>at Mia</u>	Den	Pit	at Ten	at Chi	GB	at Oak	KC	(BYE)	at Den	at Jax	Min	Oak	at KC
Denver	0	4	0	0-1	0-2	at Oak	Chi	at GB	Jax	at LAC	Ten	KC	at Ind	Cle	(BYE)	at Min	at Buf	LAC	at Hou	at KC	Det	Oak

Bolded and Underlined Opponent - win

*Italics* - Tie

\*Clinched Playoff Berth

\*\*Clinched Division Title

\*\*\*Clinched First -Round Bye

\*\*\*\*Clinched Home-Field Advantage