



NEWS RELEASE

ONE COWBOYS WAY ★ FRISCO, TEXAS 75034 ★ P:972.497.4959 ★ WWW.DALLASCOWBOYS.COM

REGULAR SEASON GAME #13 - SUNDAY, DECEMBER 13, 2020
DALLAS COWBOYS AT CINCINNATI BENGALS
PAUL BROWN STADIUM - CINCINNATI, OHIO - 12:00 P.M. (CST)



KDFW FOX 4 - DFW

Play-By-Play: Kevin Kugler
Analyst: Chris Spielman
Sideline Reporter: Laura Okmin



KMVK-FM 107.5 Mega

Play-By-Play: Victor Villalba
Analyst: Luis Perez



KRLD-FM 105.3 THE FAN

Play-By-Play: Brad Sham
Analyst: Babe Laufenberg
Sideline Reporter: Kristi Scales



COMPASS MEDIA (National)

Play-By-Play: Kevin Ray
Analyst: Danny White



QUICK FACTS:

DALLAS COWBOYS (3-9)
AT
CINCINNATI BENGALS (2-9-1)

Regular Season Series Record:

Dallas leads series 8-4

Last Meeting:

@ Dallas 28, Cincinnati 14, Oct. 9, 2016

Last Meeting in Cincinnati:

Dallas 20, Cincinnati 19, Dec. 9, 2012

Last Cowboys Win:

@ Dallas 28, Cincinnati 14, Oct. 9, 2016

Series Streak:

Dallas has won four of the last five matchups



★ BY THE NUMBERS ★

5

Ezekiel Elliott surpassed 1,000 scrimmage yards on the season, marking the fifth straight year he reached 1,000 yards to start his career. He is the third Cowboys player to record 1,000 yards in each of his first five seasons, joining Tony Dorsett and Emmitt Smith.

9

Andy Dalton spent nine seasons as the starting quarterback for Cincinnati (2011-19), and he left as the team record holder for passer rating, winning percentage, completions, touchdowns and 300-yard passing games. This is Dalton's first game against his former team.

103

The Dallas Cowboys record against opponents in the AFC is 103-83 since the NFL merger in 1970, the second-most wins and second-best win percentage (.551) by an NFC club.

★ TABLE OF CONTENTS ★

Radio and TV broadcast info	1
Dallas Cowboys 60th Anniversary	2
DallasCowboys.com	2
Dallas Cowboys Infographic	3
Mike McCarthy Facts and Figures	4
2020 Coaching Staff	4
Mike McCarthy bio/coaching experience	5
Opposing Head Coach Bio	5
What to Watch For	6
Head Coaching Experience	7
Team Captains	7
NFC East Standings/Statistics	7
Player Highlights against Cincinnati	8
Series History	8
2020 Stat Comparison	8
AT&T Stadium Record When	9
Winning Tradition	9
A Championship Tradition	10
Individual Notes	11-26
Andy Dalton	11
Ezekiel Elliott	12-15
Amari Cooper	15-16
CeeDee Lamb/wide receivers	17-18
Offensive Notes	19
Offensive Line/quarterbacks	20
Dak Prescott	21-24
DeMarcus Lawrence/pass rush	25
Aldon Smith/Trevon Diggs	26
Greg Zuerlein	27
Special Teams Notes	27
2020 Regular Season Stats	28
2020 Defensive Stats	29
Unofficial Depth Chart	30
Pronunciation Guide	30
Coaching Staff	30
Alphabetical Roster	31
Numerical Roster	32
Positional Roster	33
How The Cowboys Were Built	34
Contract Status	34
Contract Analysis	35
When The Cowboys Were Built	36
Transactions by Date	37-38
Transactions by Player	39-40

★ 60 SEASONS OF EXCELLENCE ★



The Dallas Cowboys kicked off their season-long celebration of the club's 60th year anniversary, which this season will include introducing special events, recognitions and announcements to commemorate the 60th year anniversary.

In September, a DallasCowboys.com digital and social feature began a count down of the top-60 players in Cowboys history presented by DraftKings.

The 14-person committee responsible for the selection of the Cowboys top-60 players included two Pro Football Hall of Fame voters, Rick Gosselin and Charean Williams, along with longtime Cowboys play-by-play announcer Brad Sham. Authors Nick Eatman and Jeff Sullivan were among the group, as were longtime writers and broadcasters Todd Archer (ESPN.com), Kurt Daniels (Dallas Cowboys Star Magazine), Clarence E. Hill (Fort Worth Star-Telegram), Bill Jones (KTVT-CBS 11), David Moore (The Dallas Morning News), Kristi Scales (Dallas Cowboys Radio Network), Rob Phillips and Mickey Spagnola (DallasCowboys.com), and Jean-Jacques Taylor (The Dallas Morning News/ESPN Radio).

To learn more about the top-60 Cowboys players go to <https://www.dallascowboys.com/top60>.

Throughout 2020, the club will release more original digital content that will feature significant historical moments and events throughout club history on all of its social media and related platforms, unveil new 60th Anniversary themed merchandise and release rare collector's items in partnership with some of the team's respective partners.



★ DALLASCOWBOYS.COM ★



The Dallas Cowboys official website is your one-stop shop for all breaking news, analysis and opinion, along with unique X's and O's breakdown featured in written content, videos and radio podcasts. DallasCowboys.com offers the best collection of timely articles, press conferences and videos, combined with the best spot to purchase tickets and order merchandise from the Cowboys Pro Shop. From the latest news to the latest apparel, there is no better place to visit than DallasCowboys.com.



@dallascowboys



/dallascowboys



@dallascowboys



@dallascowboys



Round Up

A look at this week's top storylines



at



Dallas Cowboys (3-9) at Cincinnati Bengals (2-9-1) • Sunday, Dec. 13, 2020 12:00 p.m. CST

Player Spotlight

54 JAYLON SMITH

23

- ★ Jaylon Smith leads the Cowboys with 116 tackles in 2020, but he also leads Dallas in run stop percentage, a metric tabulated by *Pro Football Focus* that measures a defender's impact on preventing successful plays for the offense*. Smith ranks 14th among all NFL defenders with 23 run stops, and he leads all Cowboys defenders:

Dallas Cowboys Leaders in Run Stop Percentage

Player	Run Snaps	Run Stops	Stop %
Jaylon Smith	350	23	6.57%
Aldon Smith	261	21	8.05%
DeMarcus Lawrence	194	19	9.79%
Leighton Vander Esch	181	17	9.39%
Dorance Armstrong	135	10	7.41%

*PFF defines a "stop" as any rushing play that constitutes a "loss" for the offense, ie failing to pick up a first down on third or fourth down.

- ★ Dallas has blitzed sparingly in 2020, only bringing extra pressure on 26.7% of opponent passing downs (22nd), but they have been extremely effective when using the blitz, accounting for 12.0 sacks on 103 opponent blitz passing situations, a sack percentage of 11.65% that leads the NFL. Jaylon Smith leads the Cowboys with 36 blitzes in 2020, and he has 1.5 sacks on those blitzes:

Highest Sack Percentage in Blitz Passing Situations

Team	Opp Pass Att	Dropbacks	Sacks	Sack %
Dallas Cowboys	91	103	12.0	11.65%
Buffalo Bills	131	148	17.0	11.49%
Pittsburgh Steelers	162	183	21.0	11.48%
Chicago Bears	85	96	11.0	11.46%
Indianapolis Colts	62	69	7.0	10.14%

SCOUTING REPORT

- 14 Cincinnati is one of the least efficient teams when operating in the two-minute drill this season, scoring on only one-of-14 two-minute drives (7.1%). Dallas, conversely, has been one of the most efficient teams in the hurry-up offense, scoring 26 points on six-of-15 (40.0%) two-minute drives.

- 64 The Bengals are one of the most pass-heavy offenses in the NFL, throwing the ball on 64.1% of their offensive plays - the fourth-highest pass percentage in the league. The Bengals also rank second in percentage of offensive snaps run out of "11-personnel" - with 75.7% of their formations involving one running back, one tight end and three receivers.



MIKE MCCARTHY

Head Coach
2020



★ WINNING HEAD COACH ★

The Dallas Cowboys named Mike McCarthy the ninth head coach in franchise history on Jan. 5, 2020. Along with 13 years of head coaching experience and 13 additional years as an assistant coach in the NFL, McCarthy came to Dallas with a 125-77-2 regular season coaching record - all with the Green Bay Packers (2006-18).

With a 3-9 record in 2020, he owns the sixth-most wins (29th all-time) and seventh-highest winning percentage among qualifying active NFL coaches. His teams have qualified for the postseason nine times, won six NFC North Division titles, made four NFC Championship Game appearances and took home a Super Bowl XLV championship.

Most Regular Season Wins by Active Head Coach

Coach	Years	Won	Loss	Tied	Pct
Bill Belichick.....	1991-2020	279	133	0	.677
Andy Reid.....	1999-2020	218	129	1	.628
Mike Tomlin.....	2007-2020	144	75	1	.657
Pete Carroll.....	1994-2020	141	94	1	.600
Sean Payton.....	2006-2020	141	79	0	.641
Mike McCarthy.....	2006-2020	128	86	2	.597
John Harbaugh.....	2008-2020	125	79	0	.613
Jon Gruden.....	1998-2020	113	107	0	.514

★ TOP FINISHES ★

From 2006-18, Mike McCarthy led the Packers offense to the top of the league in several key categories:

3rd	Pass Yards-Per-Game (254.1)
2nd	Touchdown/Interception Ratio (2.88)
3rd	Passing Touchdowns (422)
3rd	Points-Per-Game (25.9)
2nd	Scrimmage Yards-Per-Touch (7.82)
10	Playoff victories - tied for the third-most in the NFL from 2006-18.

★ 2020 COACHING STAFF ★

Mike McCarthy **Head Coach**
Rob Davis.....Asst. Head Coach

Kellen Moore.....Offensive Coordinator
Joe Philbin.....Offensive Line
Jeff Blasko.....Asst. Offensive Line
Adam Henry.....Wide Receivers
Lunda Wells.....Tight Ends
Skip Peete.....Running Backs
Doug Nussmeier.....Quarterbacks
Chase Haslett.....Quality Control - Offense

Mike Nolan.....Defensive Coordinator
Jim Tomsula.....Defensive Line
Leon Lett.....Asst. Defensive Line
Scott McCurley.....Linebackers
George Edwards.....Senior Defensive Assistant
Maurice Linguist.....Defensive Backs
Al Harris.....Defensive Backs
Cannon Matthews.....Quality Control - Defense

John Fassel.....Special Teams Coordinator
Matt Daniels.....Asst. Special Teams

Scott Tolzien.....Coaching Assistant

Markus Paul.....Strength and Conditioning Coordinator
Harold Nash.....Asst. Strength and Conditioning
Kendall Smith.....Asst. Strength and Conditioning

Ryan Feder.....Quality Control/Analytics
Justin Rudd.....Video/Analytics
Eric Simonelli.....Quality Control/Analytics
Kyle Valero.....Quality Control/Analytics

★ McCARTHY'S RECORD WHEN... ★

Below is a look at McCarthy's head coaching record under several different circumstances:

Regular season.....	128-86-2
Postseason.....	10-8
Overall.....	138-94-2

	Regular	Post
September.....	30-17-1	
October.....	33-18	
November.....	26-32-1	
December.....	35-19	
January.....	4-0	9-8
February.....		1-0
Playing at home.....	75-31-2	5-3
Playing on the road.....	53-55	5-5
Playing at AT&T Stadium.....	3-4	2-0
Playing in prime time.....	29-31	3-1
Thursday.....	10-6	
Saturday.....	1-1	3-2
Sunday.....	109-68-2	7-6
Monday.....	8-10	
Tuesday.....	0-1	
Playing against the NFC East.....	16-13	5-2
Playing against the NFC.....	97-60-2	9-8
Playing against the AFC.....	30-24	1-0
Playing on grass surface.....	99-51-2	7-6
Playing on artificial surface.....	29-35	3-2
Post Bye.....	10-4	
Post Bye Home.....	4-1	
Post Bye Road.....	6-3	
When scoring 30-plus points.....	72-8	6-2
When team scores first.....	88-34-2	4-2
When team leads at halftime.....	100-21-1	9-2

★ McCARTHY'S HEAD COACHING RECORD AND COACHING EXPERIENCE ★

Regular Season						Postseason				McCarthy vs. NFL					
Year	Team	W	L	T	Pct.	Result	W	L	Pct.	Result	Team	W	L	T	PCT.
2006	Green Bay.....	8	8	0	.500	2nd NFC North					Arizona	3	3	0	0.500
2007	Green Bay.....	13	3	0	.813	1st NFC North	1	1	.500	NFC Championship Game	Atlanta	4	4	0	0.500
2008	Green Bay.....	6	10	0	.375	3rd NFC North					Baltimore	2	2	0	0.500
2009	Green Bay.....	11	5	0	.688	2nd NFC North	0	1	.000	Wild Card Game	Buffalo	2	2	0	0.500
2010	Green Bay.....	10	6	0	.625	2nd NFC North	4	0	1.000	Super Bowl XLV	Carolina	3	3	0	0.500
2011	Green Bay.....	15	1	0	.938	1st NFC North	0	1	.000	Divisional Game	Chicago	18	7	0	0.720
2012	Green Bay.....	11	5	0	.688	1st NFC North	1	1	.500	Divisional Game	Cincinnati	1	2	0	0.333
2013	Green Bay.....	8	7	1	.531	1st NFC North	0	1	.000	Wild Card Game	Cleveland	3	1	0	.750
2014	Green Bay.....	12	4	0	.750	1st NFC North	1	1	.500	NFC Championship Game	Dallas	5	3	0	0.625
2015	Green Bay.....	10	6	0	.625	2nd NFC North	1	1	.500	Divisional Game	Denver	2	1	0	0.667
2016	Green Bay.....	10	6	0	.625	1st NFC North	2	1	.667	NFC Championship Game	Detroit	18	7	0	0.720
2017	Green Bay.....	7	9	0	.438	3rd NFC North					Houston	2	1	0	0.667
2018	Green Bay.....	4	7	1	.375						Indianapolis	1	2	0	0.333
2020	Dallas.....	3	9	0	.250						Jacksonville	2	1	0	0.667
Totals		128	86	2	.597		10	8	.556		Kansas City	2	1	0	0.667
		Year		Position, Team											
		1987-88.....		Graduate Assistant, Fort Hays State											
		1989-91.....		Graduate Assistant, Pittsburgh											
		1992.....		Wide Receivers, Pittsburgh											
		1993-94.....		Offensive Quality Control, Kansas City Chiefs											
		1995-98.....		Quarterbacks, Kansas City Chiefs											
		1999.....		Quarterbacks, Green Bay Packers											
		2000-04.....		Offensive Coordinator, New Orleans Saints											
		2005.....		Offensive Coordinator, San Francisco 49ers											
		2006-18.....		Head Coach, Green Bay Packers											
		2020.....		Head Coach, Dallas Cowboys											
Totals		128	86	2	.597										

★ HEAD COACHES ★

MIKE McCARTHY (128-86-2, 14th Year, 1st Year DAL, 3-9)

The Dallas Cowboys named Mike McCarthy the ninth head coach in franchise history on Jan. 8, 2020, handing the reigns of the team to an innovative offensive mind with a championship pedigree.

McCarthy comes to Dallas with 13 years of head coaching experience and 13 additional years as an assistant coach in the NFL, including six as an offensive coordinator.

As a head coach, McCarthy has racked up a 128-86-2 regular season coaching record, and he owns the sixth-most wins (29th all-time) and seventh-highest winning percentage (.597) among active NFL coaches. His teams have qualified for the postseason nine times, won six NFC North Division titles, made four NFC Championship Game appearances and took home a Super Bowl XLV championship held at AT&T Stadium in Arlington, Texas, following the 2010 NFL season.

Having mentored top quarterbacks, including Hall of Famers and future Hall of Famers, McCarthy's experience and success with young quarterbacks will help shape the immediate future of the Dallas Cowboys.

Known as a prolific offensive mind - and the primary play-caller - McCarthy's Packers offense finished fourth in the NFL in total offense and third in points-per-game in total through his tenure with the club.

McCarthy is only the fourth head coach in NFL history to lead a single franchise to eight or more consecutive playoff appearances, joining Tom Landry, Noll and Bill Belichick. Those eight appearances from 2009-16 were more than the rest of the NFC North Division combined over that span (Minnesota, three; Detroit, three; Chicago, one).

McCarthy's nine playoff appearances overall are the most by a Packers coach since the NFL postseason began in 1933, and he guided the Packers to a franchise-record fourth consecutive division title in 2014. With the victory over Dallas in the 2016 playoffs, McCarthy surpassed Lombardi and Holmgren for the most playoff victories in team history (10).

McCarthy's success began with dominance at home. Under McCarthy at Lambeau Field, the Packers owned the fourth-best home winning percentage (73-27-2, .725) in the league from 2006 through Week 13 of 2018. Green Bay finished with a record of .500-or-better at home in 11 consecutive seasons under McCarthy.

ZAC TAYLOR (4-23-1, 2nd Year)

The Cincinnati Bengals hired Zac Taylor as the 10th head coach in franchise history on Feb. 4, 2019, passing the torch to a young offensive mind who has a successful track record of developing young quarterbacks.

In his second year as an NFL head coach, Taylor has the Bengals at a 2-9-1 record, matching their win total from 2019. Despite the slow start, Taylor guided rookie quarterback and the first overall pick from the 2020 NFL Draft, Joe Burrow, to a hot start before suffering a knee injury in Week 11.

Taylor's first season as a head coach in 2019 ended with a 2-14 record. However, signs of growth began to spur toward the end of the season.

On offense, Taylor resurrected a 2019 rushing attack that saw its yards-per-game rushing average jump 70.6 yards from the first half of the season (59.5) to the second (130.1). In the passing game, each of the Bengals young wide receivers - Tyler Boyd, Alex Erickson, Auden Tate and John Ross III - posted career-highs in both receptions and receiving yards.

Although Cincinnati ranked No. 24 in the NFL with 24.1 points allowed-per-game, the Bengals defense saw improvement in the second half of the season. Cincinnati tallied 11 more sacks in the second half of the season compared to the first eight games.

Prior to becoming a head coach, Taylor spent two seasons with the LA Rams as the assistant wide receivers coach (2017) and the quarterbacks coach (2018).

In 2018 Taylor helped the Rams to Super Bowl LIII. He guided quarterback Jared Goff to career highs in every major passing category - completions (364), attempts (56.1) passing yards (4,688), touchdowns (32), completion percentage (64.9) and passer rating (101.1).

Before the Rams, Taylor served a one-year stint as the offensive coordinator at the University of Cincinnati in 2016.

Taylor broke into the NFL coaching ranks in 2012 with the Miami Dolphins as an assistant quarterbacks coach. He was elevated to quarterbacks coach from 2013-15 and played a huge part in the development of Ryan Tannehill, whose 15,460 passing yards in his first four seasons were the third-most among quarterbacks in NFL history during that span.

EZEKIEL ELLIOTT

21

- * Ezekiel Elliott ranks eighth in the NFL with 1,058 scrimmage yards in 2020. Elliott is the third Cowboys player to record 1,000 scrimmage yards in each of his first five seasons, joining Tony Dorsett and Emmitt Smith.
- * Elliott rushed for his only 100-yard game of the season at Minnesota (11/22/20) and surpassed 6,000 career rushing yards. He became the third Cowboys running back and 22nd player in NFL history to reach 6,000 yards in his first five seasons.
- * His 69 first downs (52 rushing and 17 receiving) through 12 games in 2020 rank fourth in the NFL.
- * Elliott is tied with Ron Springs for the seventh-most receiving touchdowns (10) by a Cowboys running back.
- * His 232 career receptions are tied for fourth in franchise history for a running back. Elliott needs one more reception to break a tie with Herschel Walker for the fourth-most receptions by a Cowboys running back.

ANDY DALTON

14

- * Andy Dalton has completed 62.1% of his passes for 32,749 yards with 211 TDs and 124 INTs in his career.
- * Dalton has been an effective runner in his time in the NFL, rushing for 22 touchdowns in his career. Since 2011, those 22 touchdowns on the ground rank fourth among all quarterbacks in the league.
- * Dalton marched Dallas on a 61-yard game-winning drive to defeat Minnesota (11/22). Dalton owns 26 career game-winning drives - the fourth-most by any quarterback since he entered the league in 2011.

AMARI COOPER

19

- * Amari Cooper has 76 catches (t-eighth) for 891 yards (14th) to lead the Cowboys in 2020.
- * Cooper's 76 catches through 12 games of the season rank third all-time among Cowboys receivers, trailing only Jason Witten (88, 2012) and Michael Irvin (88, 1995).
- * Cooper has scored 17 touchdowns since he joined the Cowboys (Week 9 of 2018), with nine of those 17 coming from 20-plus yards. He ranks second in the NFL behind only Tyreek Hill (16) in 20-plus yard touchdowns in that time.
- * Cooper has 5,988 career receiving yards and needs just 12 more to surpass 6,000 yards.

CEEDEE LAMB

88

- * CeeDee Lamb ranks second among all rookie players in receptions (59), is third in receiving yards (696) and fourth in touchdowns (four).
- * Lamb has the most receptions among Cowboys rookies in a single season, surpassing Bob Hayes' previous record of 46, and the fifth-most receiving yards.
- * Lamb needs one touchdown reception to tie four different players for the third-most touchdown receptions (five) in a single season by a Cowboys rookie.
- * Lamb snapped a streak of six games with at least five catches to start his NFL career - the longest streak by any player in NFL history, surpassing Terry Glenn's five-game streak in 1996.

DONOVAN WILSON

37

- * Donovan Wilson has been a ball-hawk for the Cowboys defense in 2020, leading the team in both forced fumbles (three) and fumble recoveries (two).
- * With two forced fumbles at Minnesota (11/22), Wilson became the third Cowboys safety to force two fumbles in a game, joining Tony Dixon (12/92/02 at WAS) and Darren Woodson (9/7/97 at ARI).
- * Tied with Barry Church (2013) for most forced fumbles (three) by a Cowboys safety in the first 11 games of a season.

DEMARCUS LAWRENCE

90

- * DeMarcus Lawrence is second on the Cowboys with 4.5 sacks and leads the team with 27 pressures.
- * After recording one sack in the first six games, Lawrence has recorded 3.5 sacks in the Cowboys last six games.
- * DeMarcus Lawrence has been a key cog in the Cowboys run defense, and in 2019 he finished with a run stop percentage of 9.8% (21 run stops on 214 run snaps), per PFF. In 2020 Lawrence is tied for the 10th-most run stops (19) among all defensive linemen on 194 run snaps (9.8%).

DALLAS COWBOYS



- * Dallas ranks ninth in the NFL in total offense (380.5 yards-per-game) and ninth in passing offense (268.8).
- * The Cowboys are tied with Indianapolis for the second-most explosive plays (10-plus yards) with 188 and also are tied for third in first downs (292).
- * Currently at three games, with one more 500-yard game, the 2020 Cowboys will tie the 1978, 1966 and 2019 teams for the most single-season 500-yard games in team history.

★ 2019/2020 STAT COMPARISON ★

(Dallas league ranking after Game 12)

	2020	2019
Record.....	3-9	6-6
Scoring Avg. (NFL rank).....	22.3 (24)	25.8 (8)
Opp. Scoring Avg. (NFL rank).....	32.8 (32)	19.7 (9)
Total Off. (NFL rank).....	380.5 (9)	432.8 (1)
Rushing Off. (NFL rank).....	111.8 (17)	127.6 (8)
Passing Off. (NFL rank).....	268.8 (9)	305.2 (1)
Total Def. (NFL rank).....	383.6 (24)	321.6 (8)
Rushing Def. (NFL rank).....	167.8 (32)	106.4 (16)
Passing Def. (NFL rank).....	215.8 (6)	215.2 (8)
Kickoff Return Avg.	24.9 (9)	12.5 (32)
Punt Return Avg.	10.7 (7)	5.6 (27)
Turnover Margin	-13 (31)	-4 (22t)
Penalties.....	75	87
Penalty Yards	630	839
Opp. Penalties.....	66	87
Opp. Penalty Yards.....	509	756

★ FAMILY MATTERS ★

The Cowboys have posted a record of 19-9 against their division foes since the start of the 2016 season, a win total that ranks fifth for divisional wins by any team over that span:

Team	W	L	T	Win%	Current Streak
Kansas City.....	26	3	0	.897	W3
New England.....	22	5	0	.815	W1
Pittsburgh.....	22	5	1	.804	W3
New Orleans.....	20	9	0	.689	W2
Dallas Cowboys.....	19	9	0	.679	L3

Since 2016, Ezekiel Elliott has run through his NFC East foes, rushing for 2,101 yards (second-most) and totaling 2,545 scrimmage yards against his division opponents - a league-leading 1130.7 scrimmage yards-per-game*:

Player	RushYds	RecYds	TD	Tot Yds	Yds/G
Ezekiel Elliott.....	2,101	444	17	2,545	110.7
Le'Veon Bell.....	1,217	659	11	1,876	104.2
Christian McCaffrey.....	888	1,086	12	1,974	103.9
Julio Jones.....	12	2,670	8	2,682	103.2
Melvin Gordon.....	1,721	845	15	2,566	102.6

*min 17 games played against own division since 2016, per STATPASS

★ TEAM CAPTAINS ★

The Dallas Cowboys will select three team captains weekly throughout the season in 2020, as chosen by the team prior to that week's game. Below are the captains from each week of the 2020 season:

2020 Dallas Cowboys Captains

Week 1 - at LA Rams

Offense.....Dak Prescott
Defense.....Jaylon Smith
Special Teams.....L.P. Ladouceur

Week 2 - vs. Atlanta

Offense.....Michael Gallup
Defense.....DeMarcus Lawrence
Special Teams.....C.J. Goodwin

Week 3 - at Seattle

Offense.....Zack Martin
Defense.....Aldon Smith
Special Teams.....Justin March

Week 4 - vs. Cleveland

Offense.....Ezekiel Elliott
Defense.....Tony Pollard
Special Teams.....Dorance Armstrong

Week 5 - vs. N.Y. Giants

Offense.....Amari Cooper
Defense.....Tyrone Crawford
Special Teams.....Darian Thompson

Week 6 - vs. Arizona

Offense.....Andy Dalton
Defense.....Xavier Woods
Special Teams.....Donovan Wilson

Week 7 - at Washington

Offense.....CeeDee Lamb
Defense.....Everson Griffen
Special Teams.....Noah Brown

Week 8 - at Philadelphia

Offense.....Tony Pollard
Defense.....L. Vander Esch
Special Teams.....Greg Zuerlein

Week 9 - vs. Pittsburgh

Offense.....Cedrick Wilson
Defense.....Antwaun Woods
Special Teams.....C.J. Goodwin

Week 11 - at Minnesota

Offense.....Joe Looney
Defense.....Sean Lee
Special Teams.....Tony Pollard

Week 12 - vs. Washington

Offense.....Dalton Schultz
Defense.....Donovan Wilson
Special Teams.....Joe Thomas

Week 13 - at Baltimore

Offense.....Michael Gallup
Defense.....Randy Gregory
Special Teams.....Cedrick Wilson

★ AIN'T THEIR FIRST RODEO ★

The Dallas Cowboys have a plethora of experience on their coaching staff under Head Coach Mike McCarthy in 2020, with five members of the staff that have some form of NFL head coaching experience:

Dallas Cowboys Coaches with NFL HC Experience

Coach	Team/Years
Mike McCarthy.....	Green Bay (2006-18)
Mike Nolan.....	San Francisco (2005-08)
Joe Philbin.....	Miami (2012-15)
Jim Tomsula.....	San Francisco (2010, 2015) ^A
John Fassel.....	St. Louis (2016) [*]

^ATomsula was the 49ers interim head coach in 2010

^{*}Fassel was the Rams interim head coach in 2016

The Cowboys are the first NFL team to have at least five coaches on staff with previous NFL head coaching experience since the 1999 St. Louis Rams team, which also has five coaches on staff with previous NFL head coaching experience:

1999 St. Louis Rams Coaches with NFL HC Experience

Coach	Team/Years
Dick Vermeil.....	Philadelphia (1976-82)
Frank Gansz.....	Kansas City (1987-88)
Jim Hanifan.....	St. Louis Cardinals (1980-85)/Atlanta (1989) [*]
Al Saunders.....	San Diego (1986-88)
Mike White.....	Oakland (1995-96)

^{*}Hanifan was the Falcons interim head coach in 1989

★ THE NORTH FACE ★

By virtue of the NFL schedule, the Dallas Cowboys face the AFC North this season. Dallas holds a 40-43 all-time record against teams from the AFC North - the only division in which Dallas does not have a winning record. The Cowboys already played three AFC North squads this season, with losses to Cleveland, Pittsburgh and Baltimore.

Below is a look at Dallas' all-time record and current streaks against the AFC North:

Dallas vs. AFC North

Team	W	L	T	Win%	Current Streak
Cincinnati.....	8	4	0	.667	W4
Pittsburgh.....	17	16	0	.515	L2
Cleveland.....	18	19	0	.486	L1
Baltimore.....	1	5	0	.167	L1
Div. Totals.....	40	43	0	.482	L3

★ NFC EAST STANDINGS ★

Team	W	L	T	Home	Road	Div.	Con.	PF	PA
New York.....	5	7	0	2-3	3-4	3-2	4-6	231	265
Washington.....	5	7	0	3-3	2-4	3-2	3-5	264	260
Philadelphia.....	3	8	1	2-3-1	1-5	2-2	3-5	2353	307
Dallas.....	3	9	0	2-4	1-5	1-3	3-6	268	393

★ DALLAS VS. AFC ★

The Dallas Cowboys record against opponents in the AFC is 103-84 since the NFL merger in 1970, the second-most wins and second-best win percentage (.551) by an NFC club. This is Dallas' fourth game against the AFC in 2020, losing its first three AFC matchups of the season:

NFC Team With Most Wins Vs. AFC - Since NFL Merger

Team	W	L	T	Win%
San Francisco.....	106	89	0	.544
Dallas.....	103	84	0	.551
Philadelphia.....	103	83	3	.553
St. Louis/LA Rams.....	97	94	0	.508
Minnesota.....	96	94	0	.505
Chicago.....	92	97	0	.487

^{*}Seattle has 182 wins against AFC since 1970, but the team was a member of the AFC from 1977-2001.

★ PLAYER HIGHLIGHTS ★

Anthony Brown - CB

Collected nine tackles and a tackle for loss in the 28-14 win over Cincinnati on Oct. 9, 2016.

Amari Cooper - WR

In one career game with the Raiders, caught five passes for 47 yards.

Andy Dalton - QB

In nine seasons as the starting quarterback for Cincinnati, racked up 32,467 passing yards, 205 touchdowns and 124 interceptions. He leads the Bengals franchise in 300-yard passing games (28), career passer rating (87.5), completions (2,757), touchdowns (205) and winning percentage (.533).

Ezekiel Elliott - RB

Ran wild in his lone game against the Bengals with 134 rushing yards and two touchdowns on only 15 carries.

Sean Lee - LB

In the 2016 win over Cincinnati, notched 15 total tackles - including 10 solo.

Aldon Smith - DE

Has three tackles and a pressure in two games - one with Oakland and one with San Francisco.

★ SERIES HISTORY ★

Dallas and Cincinnati have squared off 12 times, with Dallas holding an 8-4 advantage. Dallas won the first two meetings before losing the next two. The Cowboys are currently on a three-game winning streak against the Bengals. Below is a brief look at the results of the 12 games in the series:

Date	Loc.	Dal W/L	Score	Date	Loc.	Dal W/L	Score
11/4/73	Dal	W	38-10	12/14/97	Cin	L	24-31
9/30/79	Dal	W	38-13	11/12/00	Dal	W	23-6
12/8/85	Cin	L	24-50	11/7/04	Cin	L	3-26
11/20/88	Dal	L	24-38	10/5/08	Dal	W	31-22
10/13/91	Dal	W	35-23	12/9/12	Cin	W	20-19
10/30/94	Cin	W	23-20	10/9/16	Dal	W	28-14

★ INSIDE THE SERIES HISTORY ★

The Cincinnati Bengals are one of a select few teams that faced the Dallas Cowboys 12 times-or-less. Dallas has faced only five teams fewer than Cincinnati:

In 12 games of the series there have been:

- * Eight games decided by double-digits
- * Four games decided by three-or-more touchdowns
- * Three games decided by a touchdown-or-less
- * Two games decided by less than a touchdown
- * Three-game winning streak by Dallas
- * A 28-point win by Dallas (11/4/73) - biggest Cowboys win
- * A 26-point loss by Dallas (12/8/85) - biggest Cowboys loss
- * 311 points scored by Dallas, 272 allowed
- * A 6-1 Cowboys record at home, 2-3 on the road
- * Four consecutive home victories for Dallas

★ FIRST TIME, LAST TIME ★

The first time these two clubs met, the Dallas Cowboys welcomed the Cincinnati Bengals to Texas Stadium on Nov. 4, 1973. The Cowboys handily defeated the Bengals 38-10 in front of 58,802 fans to improve their record to 5-3.

The last time these two clubs met, Dallas welcomed Cincinnati to AT&T Stadium on Oct. 9, 2016. In front of 91,653 fans, the Cowboys routed the Bengals 28-14 to win their fourth consecutive game and improve to 4-1. Ezekiel Elliott ran wild for 134 yards and two touchdowns in the win.

★ 2020 STAT COMPARISON ★

(league ranking)

	Cowboys	Bengals
Record	3-9	2-9-1
Scoring Avg. (NFL rank)	22.3 (24)	19.8 (29)
Opp. Scoring Avg. (NFL rank)	32.8 (32)	25.7 (20)
Total Off. (NFL rank)	380.5 (9)	320.2 (27)
Rushing Off. (NFL rank)	111.8 (17)	91.6 (30)
Passing Off. (NFL rank)	268.8 (9)	228.6 (22)
Total Def. (NFL rank)	383.6 (24)	391.5 (26)
Rushing Def. (NFL rank)	167.8 (32)	134.3 (29)
Passing Def. (NFL rank)	215.8 (6)	257.3 (25)
Kickoff Return Avg.	24.9 (9)	25.3 (6)
Punt Return Avg.	10.7 (7)	10.1 (10)
Turnover Margin	-13 (31)	-7 (28t)
Penalties	75	70
Penalty Yards	630	570
Opp. Penalties	66	78
Opp. Penalty Yards	509	640

★ ALL-TIME STAT COMPARISON ★

This week's game marks the 13th regular season game between Dallas and Cincinnati. Below is a brief look into the stats of the series:

TEAM TOTALS

	Cowboys	Bengals
Wins	8	4
Points	311	272
Total Net Yards	4,210	4,100
Net Rushing Yards	1,525	1,683
Net Passing Yards	2,685	2,417

SINGLE-GAME TEAM-HIGHS

	Cowboys	Bengals
Points	38 11/4/73	50 12/8/85
Total Net Yards	38 9/30/79	570 12/8/85
Net Rushing Yards	405 11/12/00	274 12/8/85
Net Passing Yards	198 10/05/08	296 12/8/85

SINGLE-GAME INDIVIDUAL HIGHS

Cowboys

Passing Yards

308 - T. Aikman 11/12/00	269 - B. Erasion 12/14/97
	269 - A. Dalton 10/9/16

Rushing Yards

134 - E. Elliott 10/9/16	148 - J. Brooks 11/20/88
--------------------------	--------------------------

Receiving Yards

164 - J. McKnight 11/12/00	155 - D. Scott 10/30/94
----------------------------	-------------------------

★ DATING GAME ★

This week's game at the Cincinnati Bengals will be played on Dec. 13. In the 60-plus years of Cowboys football, there have been 10 games on Dec. 13. The Cowboys are 5-5 on Dec. 13. After winning the first five games on this day, Dallas enters Sunday's matchup riding a five-game losing streak.

Date	Opp/ Loc.	Dal W/L	Score	Date	Opp/ Loc.	Dal W/L	Score
12/13/64	PIT	W	17-14	12/13/87	@Was	L	20-24
12/13/69	BAL	W	27-10	12/13/92	@Was	L	17-20
12/13/75	WAS	W	31-10	12/13/98	@KC	L	17-20
12/13/81	PHI	W	21-10	12/13/09	SD	L	17-20
12/13/82	@Hou	W	37-7	12/13/15	@GB	L	7-28

★ HOME IS WHERE THE TDS ARE ★

Ezekiel Elliott hasn't gone hungry in the home confines of AT&T Stadium since he entered the league in 2016, scoring 26 touchdowns (22 rushing, four receiving) in 35 home games over that span. His 26 touchdowns are tied for the second-most by any player in their home venue since 2016:

Most Touchdowns at Home Since 2016

Player	Gms	RushTD	RecTD	RetTD	TotTD
Todd Gurley	34	28	3	0	31
Ezekiel Elliott.....	35	22	4	0	26
Derrick Henry.....	37	25	1	0	26
Christian McCaffrey	25	17	8	0	25
Four players tied	--	--	--	--	24

Overall, The Cowboys offense has scored 115 touchdowns in 38 games at home versus 90 touchdowns in 38 games on the road since 2016. Dallas' 115 home touchdowns rank seventh in the NFL over that span:

Most Overall Touchdowns at Home Since 2016

Team	Games	TD	TD/G	Pts/G
New Orleans	38	136	3.58	30.6
Seattle.....	38	126	3.32	27.3
Pittsburgh.....	38	121	3.18	27.7
Tennessee.....	39	120	3.08	25.4
New England	38	119	3.13	27.2
Kansas City.....	38	117	3.08	27.3
Dallas	38	115	3.03	26.9

★ WINNING TRADITION ★

The Dallas Cowboys currently own the league's second-highest all-time regular season winning percentage by current NFL teams:

Highest Win Percentage - NFL Regular Season

Team	W	L	T	Pct.
Green Bay	765	577	38	.570
Dallas.....	523	397	6	.568
Chicago	774	598	42	.564
New England	518	401	9	.564
Baltimore	221	174	1	.559

* Since 1972, ties have been calculated as half-win and half loss. Prior to 1972 tie games were ignored in calculating a team's winning percentage. Ties since 1972: Dallas (0), Miami (1) Chicago (1), Green Bay (6).

★ HOME COOKING ★

Since AT&T Stadium opened in 2009, Dallas has posted a 51-43 regular season record at home. However, since 2016, the Cowboys have utilized their home field advantage, going 24-14 at AT&T Stadium, which is tied for the 10th-most wins at home. Dallas is 2-4 in 2020, beating the Falcons and Giants, after going 5-3 at home in 2019.

NFL Team Home Wins Since 2016

Team	Games	W	L	T	Win %
New England	38	30	8	0	.789
Kansas City.....	37	28	9	0	.757
New Orleans.....	38	28	10	0	.737
Pittsburgh.....	38	27	11	0	.711
Baltimore.....	38	27	11	0	.711
Seattle.....	37	26	11	0	.703
Green Bay.....	37	26	10	1	.716
Philadelphia	37	25	11	1	.694
Tennessee	38	25	13	0	.658
Dallas	38	24	14	0	.632

★ AT&T STADIUM RECORD... ★

In 2018 the Dallas Cowboys reached a milestone with their 10th season in what is now AT&T Stadium. The Cowboys finished that regular season 7-1 record at home - tied with the 2016 team for the most wins and best record in a single season all-time at AT&T Stadium, and the Cowboys are 2-4 in 2020.

Dallas' first game at the venue was on Sept. 20, 2009 - a 31-33 loss to the N.Y. Giants. The club's first win came a week later with a 21-7 decision over Carolina. Overall, Dallas owns a 51-43 regular season record - 3-1 postseason - and a 54-44 overall mark at home in AT&T Stadium. Below is a breakdown of the club's record on their home turf:

Regular season	51-43
Postseason	3-1
Overall	54-44

	Regular	Post
September	14-5	
October	10-14	
November	15-14	
December	10-9	
January	2-1	3-1
Playing at noon	16-9	
Playing at 3:30	19-21	1-1
Playing in prime time.....	16-13	2-0
Thursday	6-7	
Saturday.....	0-2	2-0
Sunday	42-29	1-1
Monday	3-5	

Fully closed stadium	33-25	3-1
Fully open stadium.....	8-11	
Roof open, doors closed	2-5	
Roof closed, doors open	8-2	
Playing against the NFC East.....	20-15	1-0
Playing against the NFC (non-NFC East).....	18-17	2-1
Playing against the AFC.....	13-11	

Team-by-team							
Team	W	L	Pct	Team	W	L	Pct
Arizona.....	0	2	.000	New England	0	1	.000
Atlanta.....	2	1	.667	New Orleans.....	2	2	.500
Baltimore.....	1	0	1.000	N.Y. Giants.....	7	5	.583
Buffalo.....	1	1	.500	N.Y. Jets.....	0	1	.000
Carolina.....	1	1	.500	Oakland.....	2	0	1.000
Chicago.....	1	2	.333	Philadelphia.....	5	6	.454
Cincinnati.....	1	0	1.000	Pittsburgh.....	1	1	.500
Cleveland.....	1	1	.500	San Francisco.....	0	1	.000
Denver.....	0	1	.000	Seattle.....	2	2	.500
Detroit.....	3	1	.750	Tampa Bay.....	3	0	1.000
Green Bay.....	0	3	.000	Tennessee.....	0	2	.000
Houston.....	1	0	1.000	Washington.....	8	4	.667
Indianapolis.....	1	0	1.000				
Jacksonville.....	1	1	.500	Postseason			
Kansas City.....	1	0	1.000	Detroit.....	1	0	1.000
LA Chargers.....	0	2	.000	Green Bay.....	0	1	.000
LA Rams.....	3	1	.750	Philadelphia.....	1	0	1.000
Miami.....	2	0	1.000	Seattle.....	1	0	1.000
Minnesota.....	1	1	.500				

The Cowboys 7-1 home mark in 2018 tied the 2016 team for the best home record by a Cowboys team since the stadium opened in 2009:

Most Single Season Wins at AT&T Stadium - Dallas Cowboys

Season	Wins	Consec. Wins	Home Record
2016.....	7	7	7-1
2018.....	7	4	7-1
2009.....	6	5	6-2
2011.....	5	4	5-3
2019.....	5	2	5-3
2013.....	5	3	5-3

389.7 26.4 7.95

Dallas' offense has averaged 389.7 yards-per-game at AT&T Stadium - third-most at home since 2009.

The Cowboys have scored 26.4 points-per-game at home since moving into AT&T Stadium - fifth in the NFL.

Dallas has averaged 7.95 yards-per-play at home since 2009, second in the NFL behind New Orleans (8.1).



★ THE DALLAS COWBOYS - A CHAMPIONSHIP TRADITION ★

SUPER BOWL CHAMPIONSHIPS

New England Patriots	6
Pittsburgh Steelers	6
DALLAS COWBOYS	5
San Francisco 49ers	5
Green Bay Packers	4
New York Giants	4
Denver Broncos	3
Oakland Raiders	3
Washington Redskins	3

SUPER BOWL APPEARANCES

New England Patriots	11
DALLAS COWBOYS	8
Pittsburgh Steelers	8
Denver Broncos	8
San Francisco 49ers	7
Green Bay Packers	5
Miami Dolphins	5
New York Giants	5
Oakland Raiders	5
Washington Redskins	5

POSTSEASON VICTORIES

New England Patriots	37
Pittsburgh Steelers	36
DALLAS COWBOYS	35
Green Bay Packers	35
San Francisco 49ers	32
Oakland Raiders	25
New York Giants	24

POSTSEASON APPEARANCES

DALLAS COWBOYS	33
Green Bay Packers	33
New York Giants	32
Pittsburgh Steelers	32
Minnesota Vikings	31
Cle./StL/LA Rams	29
Indianapolis Colts	28
New England Patriots	28
Philadelphia Eagles	27
San Francisco 49ers	27
Chicago Bears	26

POSTSEASON GAMES

DALLAS COWBOYS	63
Pittsburgh Steelers	61
New England Patriots	58
Green Bay Packers	57
San Francisco 49ers	51
Minnesota Vikings	50
New York Giants	49

CONSEC. POSTSEASON APPEARANCES

New England Patriots (2009-19) ...	11
DALLAS COWBOYS (1975-83) ...	9
Indianapolis Colts (2002-10)	9
DALLAS COWBOYS (1966-73) ...	8
Pittsburgh Steelers (1972-79)	8
Los Angeles Rams (1973-80)	8
San Francisco 49ers (1983-90)	8

CONSECUTIVE WINNING SEASONS

DALLAS COWBOYS (1966-85)	20
New England Patriots (2001-19) ...	19
Oakland Raiders (1965-80)	16
San Francisco 49ers (1983-98) ...	16
Chicago Bears (1930-44)	15
Green Bay Packers (1934-47)	14

ALL-TIME REGULAR SEASON WINNING %

Green Bay Packers	0.570
DALLAS COWBOYS	0.568
Chicago Bears	0.564
New England Patriots	0.564
Baltimore Ravens	0.559
Miami Dolphins	0.554
Minnesota Vikings	0.547

43 SEASONS OF .500-OR-BETTER	33 POSTSEASON APPEARANCE	24 DIVISION TITLES	16 NFL/NFC CHAMPIONSHIP GAME FINALIST	8 NFC CHAMPIONSHIPS	5 SUPER BOWL CHAMPIONSHIPS
1965 1982 2009 1966 1983 2011 1967 1984 2012 1968 1985 2013 1969 1991 2014 1970 1992 2016 1971 1993 2017 1972 1994 2018 1973 1995 2019 1974 1996 1975 1998 1976 1999 1977 2003 1978 2005 1979 2006 1980 2007 1981 2008	1966 1991 1967 1992 1968 1993 1969 1994 1970 1995 1971 1996 1972 1998 1973 1999 1975 2003 1976 2006 1977 2007 1978 2009 1979 2014 1980 2016 1981 2018 1982 1983 1985	1966 1992 1967 1993 1968 1994 1969 1995 1970 1996 1971 1998 1973 2007 1976 2009 1977 2014 1978 2016 1979 2018 1981 1985	1966 1975 1992 1967 1977 1993 1970 1978 1994 1971 1980 1995 1972 1981 1973 1982	1970 1992 1971 1993 1975 1995 1977 1978	1971 1992 1977 1993 1995



★ PRO BOWL COWBOYS ★

Over the previous 10 drafts, Dallas has selected 13 players that have gone on to make at least one Pro Bowl - second-most in the NFL over that span (Kansas City, 14). Since 1989 Dallas has sent 53 different players to the Pro Bowl, and of those, Dallas drafted 37. Additionally, Cowboys draft picks have been selected to 78 Pro Bowls since 2002 (25 different players), which is 18 more than any other team over that span (Kansas City, 60):

COWBOYS PRO BOWL DRAFT PICKS SINCE 2002 (BY YEAR DRAFTED)

2002: Roy Williams (5)
2002: Andre Gurode (5)
2003: Terence Newman (2)
2003: Jason Witten (11)
2005: DeMarcus Ware (9 - 7 with Dallas)
2005: Marion Barber (1)
2005: Jay Ratliff (4)
2006: Jason Hatcher (1)
2007: Anthony Spencer (1)
2007: Nick Folk (1)
2008: Mike Jenkins (1)
2008: Martellus Bennett (1 - with Chicago)



2010: Dez Bryant (3)
2010: Sean Lee (2)
2011: Tyron Smith (7)
2011: DeMarco Murray (3 - 2 with Dallas)
2011: Dwayne Harris (1 - with N.Y. Giants)
2013: Travis Frederick (5)
2014: Zack Martin (6)
2014: DeMarcus Lawrence (2)
2015: Byron Jones (1)
2016: Dak Prescott (2)
2016: Ezekiel Elliott (3)
2016: Jaylon Smith (1)
2018: Leighton Vander Esch (1)



26 Andy Dalton has mastered 26 career game-winning drives (24 with Cincinnati), earning his 26th and most recent game-winner for Dallas in Week 11 at Minnesota by leading an 11-play, 66-yard drive in 2:23 seconds with the game-winning touchdown pass to Dalton Schultz.

★ DALTON'S RECORD WHEN... ★

Andy Dalton has compiled a 73-65-2 regular season record as a starter, and he is 0-4 in the postseason. Below is a look at Dalton's record under several different circumstances:

	Regular	Post
Playing at home.....	41-28-2	0-1
Playing on the road.....	32-37	0-3
Playing on Thursday.....	4-4	
Playing on Saturday.....	1-1	0-2
Playing on Sunday.....	66-53-2	0-2
Playing on Monday night.....	2-6	
Playing on Tuesday.....	0-1	
Playing against the NFC.....	21-18-2	
Playing against the AFC.....	52-47	0-4
Throws for over 300 yards.....	15-12-1	0-1
Throws for 200-299 yards.....	39-32-1	0-1
Attempts more than 30 passes.....	39-49-2	0-4
Throws only one touchdown.....	23-23-1	1-1
Throws two touchdowns.....	41-23-1	
Throws three-or-more touchdowns.....	23-2	0-1
Completes 70.0%-or-more of his passes.....	21-7-1	1-2
Throws no interceptions.....	37-24	0-1
Throws one-or-more interception.....	35-41-2	0-3
Records at least 100.0 passer rating.....	40-10	
Outdoor Games.....	64-59-1	0-1
Indoor Games.....	7-6-1	0-3
Record in close games (0-7 points).....	32-29-2	0-1
Record in two score games (8-14 points)....	18-14	
Record in blowouts (15+ points).....	23-22	0-3

★ DALTON'S DIMES ★

Andy Dalton took over command of the Cowboys offense in the second half following Dak Prescott's injury and led three scoring drives by completing nine-of-11 throws for 111 yards. His completion percentage of 81.8% is the second-highest by any Cowboys non-starting quarterback in a single game (*min. 10 pass att.*):

Single-Game Completion Percentage By Reserve Cowboys QB

Player	Date/Opp	Att	Com	Yds	Com%
Kyle Orton.....	10/1/12 vs. Chi	10	9	89	90.0%
Andy Dalton.....	10/11/20 vs NYG	11	9	111	81.8%
Matt Cassel.....	11/26/15 vs. Car	19	13	93	68.4%
Randall Cunningham.....	10/29/00 vs. Jax	20	13	177	65.0%
Stephen McGee.....	12/25/10 at Ari	17	11	111	64.7%

Dalton completed a 38-yard dime to Michael Gallup down the sideline on the final drive of the game against the Giants - dropping the pass perfectly over the defender and into Gallup's arms. The deep pass is something that Dalton completed often in his career, proven by his 21 touchdown passes of 50-plus yards since 2011 - the seventh-most deep touchdown passes in the league:

Touchdown Passes of 50+ Yards Since 2011

Player	TDs
Aaron Rodgers.....	30
Eli Manning.....	27
Drew Brees.....	24
Ben Roethlisberger.....	23
Tom Brady.....	22
Kirk Cousins.....	22
Andy Dalton.....	21
Philip Rivers.....	19
Matt Ryan.....	19

★ FLEET OF FOOT ★

Dalton has also been an effective runner in his time in the NFL, rushing for 22 touchdowns in his career. Since 2011, those 22 touchdowns on the ground rank fourth among all quarterbacks in the league:

QB Rush TDs - 2011-20

Player	Rush TDs
Cam Newton.....	69
Dak Prescott.....	24
Josh Allen.....	23
Andy Dalton.....	22
Russell Wilson.....	20

★ ANDY 'ICE-WATER' DALTON ★

Andy Dalton was forced into duty during Dallas' Week 5 game against the Giants (10/11) after Dak Prescott left the game with an injury. Dalton completed nine-of-11 passes for 111 yards, including a 38-yard teardrop into the arms of Michael Gallup on the final drive of the game - setting up the winning field goal from Greg Zuerlein as time expired. The drive was Dalton's 25th career game-winning drive - first with the Cowboys - and 22nd career fourth quarter comeback.

Since he was drafted by Cincinnati in 2011, Dalton has commanded the fourth-most game-winning drives in the NFL:

Game-Winning Drives - NFL (2011-20)

Player	Drives
Matthew Stafford.....	36
Russell Wilson.....	30
Drew Brees.....	30
Andy Dalton.....	26
Matt Ryan.....	25

Dalton also is tied for the second-most fourth quarter comebacks in the league over the same span:

Fourth Quarter Comebacks - NFL (2011-20)

Player	Comebacks
Matthew Stafford.....	29
Russell Wilson.....	23
Andy Dalton.....	23
Matt Ryan.....	22
Drew Brees.....	21
Ryan Tannehill.....	21

*Game Winning Drive = Fourth quarter drive that puts team ahead for the final time

*4th Quarter Comeback = Offense overcomes a deficit to win the game



12.1%

Ezekiel Elliott eats up yards in big portions when he carries the ball, recording 13 rushes of 10-plus yards in 2020. Elliott has averaged a big-play rush on 12.1% of his career carries, fourth among all active running backs and tied for 20th all-time.

★ KING EZEKIEL ★

After leading the league in rushing as a rookie in 2016, Ezekiel Elliott finished 10th in the NFL in 2017 despite missing six games. He once again won the NFL rushing title in 2018 and finished fourth in 2019. He ranks sixth among running backs in 2020:

2020 NFL Rushing Yards Leaders

Player	Att	Yards	Avg	Lng	1stD	TD
Derrick Henry, Ten.....	271	1,317	4.9	94t	67	12
Dalvin Cook, Min.....	251	1,250	5.0	70t	69	13
James Robinson, Jac.....	212	968	4.6	39	50	7
Ronald Jones, TB.....	162	820	5.1	98t	40	5
Nick Chubb, Cle.....	133	799	6.0	59	39	7
Ezekiel Elliott, Dal.....	199	784	3.9	24	52	5
Josh Jacobs, LV.....	206	782	3.8	24	46	9
Kenyan Drake, Ari.....	178	768	4.3	69t	46	8
Aaron Jones, GB.....	145	754	5.2	77t	37	7
Kareem Hunt, Cle.....	171	739	4.3	33	38	4

Elliott became the second Cowboy, 11th player, fifth since the merger, to win the rushing title twice in his first three seasons:

Rushing Titles in Two of First Three Seasons

Player	Seasons	Player	Season
Byron White, Pit/Det ..	1938, 40	Earl Campbell, Hou ...	1978-80
Bill Dudley, Pit.....	1942, 46	Eric Dickerson, LAR ...	1983-84
Bill Paschal, NYG.....	1943, 44	Emmitt Smith, Dal.....	1991-92
Jim Brown, Cle.....	1957-59	Egerrin James, Ind	1999-00
Cookie Gilchrist, Buf..	1962, 64	Ezekiel Elliott, Dal....	2016, 18
Jim Nance, Bos.....	1966-67		

In team history, Elliott became only the second Cowboy to win the rushing title in multiple seasons, joining Emmitt Smith (four):

Dallas Cowboys Rushing Title Winners

Player	Season	Yards
Emmitt Smith	1991	1,563
Emmitt Smith	1992	1,713
Emmitt Smith	1993	1,486
Emmitt Smith	1995	1,773
DeMarco Murray	2014	1,845
Ezekiel Elliott.....	2016	1,631
Ezekiel Elliott.....	2018	1,434

★ THE BOOK OF EZEKIEL ★

For only the second time in franchise history, the Dallas Cowboys used a top-five pick on a running back when they chose Ezekiel Elliott out of Ohio State with the fourth overall selection in the 2016 NFL Draft. Dallas selected Tony Dorsett with the second pick in the 1977 NFL Draft.

In his first season, Elliott produced seven 100-yard rushing games - most by a Cowboys rookie, tied for seventh by a league rookie all-time and tied for the most in the NFL in 2016. He added five more 100-yard outings in 2017, seven in 2018, seven in 2019 and with one in 2020 he owns 27 for his career to rank third all-time in team history.

Dallas is 23-4 when Elliott tops 100 yards on the ground:

Ezekiel Elliott 100-yard Rushing Games

(27 total)

Yds	Opp	W/L	Date	Yds	Opp	W/L	Date
159	TB	W	12/18/16	121	WAS	W	11/22/18
157	@GB	W	10/16/16	117	LAR	W	12/15/19
152	DET	W	9/30/18	116	GB	L	10/8/17
151	@Phi	W	11/11/18	114	@Pit	W	11/13/16
150	@Was	W	10/29/17	113	PHI	W	12/9/18
147	@SF	W	10/22/17	111	@Was	W	9/15/19
140	CHI	W	9/25/16	111	PHI	W	10/20/19
139	@NYG	W	11/4/19	107	@NYG	L	12/11/16
138	@SF	W	10/2/16	105	@NYJ	L	10/13/19
134	CIN	W	10/9/16	104	NYG	W	9/10/17
127	@Sea	L	9/23/18	106	JAX	W	10/14/18
125	MIA	W	9/22/19	103	@Phi	W	12/31/17
122	@Atl	W	11/18/18	103	@Min	W	11/22/20
122	WAS	W	12/29/19				

Career 100-Yard Rushing Games

Player Games

Emmitt Smith	76
Tony Dorsett	43
Ezekiel Elliott	27

Elliott set a franchise rookie record with 12 games of 20-plus carries, which was also the most by any NFL rusher in 2016. He added nine games in 2017, seven in 2018, seven in 2019 and three in 2020 - 38 career games with 20-plus carries. Dallas is 28-10 during those contests:

Ezekiel Elliott 20-plus Carry Games

(38 total)

Opp	Date	Att	Yds	W/L	Opp	Date	Att	Yds	W/L
@Was..	10/19/17	33	150	W	TB.....	12/18/16	23	159	W
CHI.....	9/25/16	30	140	W	@Atl.....	11/18/18	23	122	W
GB.....	10/8/17	29	116	L	NO.....	11/29/18	23	76	W
@GB.....	10/16/16	28	157	W	@Was..	9/15/19	23	111	W
PHI.....	12/9/18	28	113	W	PHI.....	10/20/19	22	111	W
@NYJ..	10/13/19	28	105	L	PHI.....	10/30/16	22	96	W
KC.....	11/5/17	27	93	W	@Ari...	9/25/17	22	80	W
@Phi...	12/31/17	27	103	W	@LAR..	9/13/20	22	96	L
WAS...	11/22/18	26	121	W	ATL.....	9/20/20	22	89	W
@SF...	10/22/17	26	147	W	@NE...	11/24/19	21	86	L
DET...	9/30/18	25	152	W	@Was..	9/18/16	21	83	W
BAL...	11/20/16	25	97	W	@Pit...	11/13/16	21	114	W
@NYG..	12/11/16	24	107	L	LAR...	10/1/17	21	85	L
NYG...	9/10/17	24	104	W	@Min..	11/22/20	21	103	W
SEA...	12/24/17	24	97	L	NYG...	9/11/16	20	51	L
JAX...	10/14/18	24	106	W	WAS...	11/20/16	20	97	W
LAR...	12/15/19	24	117	W	@Min..	12/1/16	20	86	W
@NYG..	11/4/19	23	139	W	@Hou..	10/7/18	20	54	L
@SF...	10/2/16	23	138	W	MIN...	11/10/19	20	47	L

★ KEEP IT ¹⁰⁰ ★

Ezekiel Elliott tied for the league lead with seven games over 100 yards in 2019, and he has one in 2020:

100-Yard Rushing Games - 2020

Player Games

Derrick Henry, Ten.....	7
Dalvin Cook, Min.....	6
10 players with two-plus	--
Ezekiel Elliott.....	1

Elliott has posted 27 games with at least 100 rushing yards since 2016 - most in the NFL during that time:

100-Yard Rushing Games - 2016-20

Player Games

Ezekiel Elliott, Dal.....	27
Derrick Henry, Ten.....	17
Nick Chubb, Cle.....	16

★ EZEKIEL ELLIOTT RUSHING TOUCHDOWNS BY TEAM ★



★ BIG-PLAY RUNS ★

For the 2018 season, Ezekiel Elliott logged 41 “big-play” runs of 10-plus yards - most in the NFL - and finished fourth in 2019 with 38 big-play runs. Elliott has 18 big-play runs in 2020, tied for 10th among all running backs:

Big-Play Runs - 2020			
Player	10+ Runs	Player	10+ Runs
Dalvin Cook.....	35	Damien Harris.....	19
Derrick Henry.....	33	James Conner.....	18
James Robinson.....	29	C. Edwards-Helaire.....	18
Nick Chubb.....	26	Ezekiel Elliott.....	18
Kareem Hunt.....	26	Melvin Gordon III.....	18
Josh Jacobs.....	21	Darrell Henderson Jr.	18
Alvin Kamara.....	21	Ronald Jones II.....	18
Kenyan Drake.....	19	Aaron Jones.....	18

Since entering the league in 2016, Elliott has posted the most “big-play” runs of 10-plus yards over the last five seasons:

Big-Play Runs - 2016-20	
Player	10+ Runs
Ezekiel Elliott, Dal.....	166
Derrick Henry, Ten.....	138
Todd Gurley, LAR/Atl.....	128
Melvin Gordon, LAC/Den.....	117

In fact, Elliott has recorded a 10-plus yard run on 12.1% of his career carries, which ranks fourth in the NFL among active running backs and tied for 15th in NFL history (min. 750 att):

Big-Play Run Percentage - Active Running Backs	
Player	10+ Runs
LeSean McCoy, Phi/Buf/KC/TB.....	12.9%
Derrick Henry, Ten.....	12.8%
Adrian Peterson, Min/Was/Det.....	12.6%
Ezekiel Elliott, Dal.....	12.1%

★ GIVE HIM 200 ★

Ezekiel Elliott owns four 200-yard scrimmage games in his career - tied with DeMarco Murray and Emmitt Smith for the most such games in Cowboys history. Marshall Faulk owns the NFL record with 14 200-yard games.

Ezekiel Elliott 200-Yard Games			
Date/Opp	Rush Yds	Rec Yds	Tot Yds
9/30/18 vs. Det.....	152	88	240
10/22/17 at SF.....	147	72	219
11/13/16 at Pit.....	114	95	209
11/18/18 at Atl.....	122	79	201

★ BY LAND AND BY AIR ★

Ezekiel Elliott rushed for a one-yard score and caught a 19-yard pass for a touchdown in the 2020 season opener at the LA Rams. It was Elliott's seventh career game with a touchdown on the ground and through the air, third-most in the league since 2016:

Games with Rush TD & Rec TD Since 2016			
Player	Team	Seasons	Games
Christian McCaffrey.....	CAR	2017-20	9
Alvin Kamara.....	NO	2017-20	8
Ezekiel Elliott.....	DAL	2016-20	7
Todd Gurley.....	LAR/ATL	2016-20	5
David Johnson.....	ARZ/HOU	2016-20	5
Kareem Hunt.....	KC/CLE	2016-20	5

★ HUNGRY? GRAB SCRIMMAGE YARDS ★

Ezekiel Elliott ranks fifth among running backs - eighth overall - in the NFL with 1,058 scrimmage yards in 2020, an average of 88.2 yards-per-game:

Scrimmage Yards by Running Backs in 2020				
Player	Team	Rush Yds	Rec Yds	Tot Yds
Dalvin Cook.....	Min	1,250	314	1,564
Derrick Henry.....	Ten	1,317	102	1,419
Alvin Kamara.....	NO	673	655	1,328
James Robinson.....	Jac	968	310	1,278
Ezekiel Elliott.....	Dal	784	274	1,058
Aaron Jones.....	GB	754	279	1,033
Ronald Jones II.....	TB	820	161	981
Josh Jacobs.....	LV	782	175	957

★ MR. TOUCHDOWN ★

Ezekiel Elliott reached 50 career touchdowns - 41 rushing and nine receiving - in the 2020 season-opener at the LA Rams. He currently sits at 55 scores and is the 11th Cowboy to reach 50 career touchdowns, and the fourth to do so in his first five seasons, joining Emmitt Smith (75), Dez Bryant (58) and Bob Hayes (53):

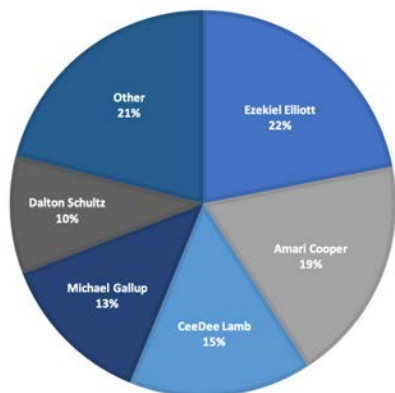
Cowboys Players with 50 TDs Through First Five Years					
Player	Gms	Rush TD	Rec TD	Ret TD	Tot TD
Emmitt Smith.....	77	71	4	0	75
Dez Bryant.....	75	0	56	2	58
Ezekiel Elliott*....	68	45	10	0	55
Bob Hayes.....	64	1	49	3	53

*Hasn't completed fifth season

★ DIVIDING UP THE PIE ★

New Dallas Cowboys Head Coach Mike McCarthy has a plethora of offensive weapons at his disposal in 2020. Below is a breakdown of the percentage of yards gained by player in 2020:

Dallas Cowboys Offensive Breakdown - 4,825 Gross Yards



★ AIR & GROUND ★

Ezekiel Elliott posted his fifth career game with at least 100 rushing yards and 50 receiving yards against Philadelphia (12/9/18) to establish a club record for the most in franchise history:

100 Rush Yds & 50 Rec. Yds Games

Player	Games
Ezekiel Elliott	5
Tony Dorsett.....	4
Herschel Walker	4
Emmitt Smith	4

His five career games with at least 100 rushing yards and 50 receiving yards are also tied for the most by any league rusher since he entered the NFL in 2016 (Christian McCaffrey).

Elliott reached another milestone in 2018, becoming only the second player in team history with 1,000 rushing yards and 500 receiving yards in a single season, joining Herschel Walker (1988):

1,000 Rush Yds & 500 Rec. Yds

Player	Season	Rush	Rec	Total
Herschel Walker	1988	1,514	505	2,019
Ezekiel Elliott	2018	1,434	567	2,001

Against Buffalo (11/28/19) Elliott became only the second player in NFL history with at least 5,000 rushing yards and 1,500 receiving yards in his first four seasons:

5,000 Rush Yds & 1,500 Rec. Yds

Player	Seasons	Rush	Rec	Total
LaDainian Tomlinson	2001-04	5,899	2,022	7,921
Ezekiel Elliott	2016-19	5,283	1,617	6,900

Elliott is also one-of-12 players in NFL history to rush for over 5,000 yards in 55 games-or-fewer.

★ BUILT ZEKE TOUGH ★

Ezekiel Elliott has been a bruising force with the ball in his hands in 2020, punishing opposing defenses with 512 yards after contact when he carries the ball - ninth in the NFL (per PFF):

Player	Team	Rush	Yards	YAC	YACO/Att
Derrick Henry	TEN	271	1,317	994	3.7
Dalvin Cook.....	MIN	251	1,250	871	3.5
James Robinson	JAC	212	968	660	3.1
Ronald Jones	TB	162	820	600	3.7
Josh Jacobs	LV	206	782	572	2.8
Kareem Hunt.....	CLE	171	739	565	3.3
Nick Chubb	CLE	133	797	554	4.2
Aaron Jones	GB	145	754	514	3.5
Ezekiel Elliott	DAL	199	784	512	2.6

Elliott also has recorded the fourth-most rushes on third/fourth down with one yard to gain, converting 11 of his 14 attempts into first downs for the second-most such first downs in the NFL:

First Down Conversions and Third/Fourth Down and One							
Player	Rush	1stD	Player	Rush	1stD		
Cam Newton	16	15	Dalvin Cook.....	14	10		
Ezekiel Elliott	14	11	Derrick Henry	14	10		
Kenyan Drake	12	10	Three players tied..	--	9		

★ PROLIFIC START ★

Ezekiel Elliott's first four-plus NFL seasons have put him in the upper echelon of running backs at the outset of a career. Elliott surpassed 8,000 scrimmage yards at Baltimore (12/8) and became the ninth player since the 1970 NFL merger to accumulate 8,000 total yards in the first 70 games of a career:

Players with 8,000 Yards in first 70 Career Games

Player	Team	Touches	Tot Yds	Yds/Touch
Edgerrin James	Ind	1,889	8,831	4.67
Eric Dickerson	LAR/Ind	1,782	8,789	4.93
LaDainian Tomlinson ..	SD	1,826	8,775	4.81
Le'Veon Bell.....	Pit/NYJ	1,706	8,653	5.07
Arian Foster	Hou	1,586	8,198	5.17
Ricky Williams	NO/Mia	1,818	8,160	4.49
Marcus Allen	Oak	1,572	8,154	5.19
Terrell Davis.....	Den	1,645	8,117	4.93
Ezekiel Elliott	Dal	1,600	8,082	5.05

Elliott's current 8,082 total yards make him the seventh Cowboy to reach the 8,00-yard plateau, and just the second in the first five seasons of a career. Since he entered the NFL in 2016, Elliott leads all NFL players in rushing attempts (1,368), rushing yards (6,189), rushing first downs (350), rushes of 10-plus yards (166) and scrimmage yards (8,082) and ranks third in rushing touchdowns (45) and second in total touchdowns (55).

★ KEEP IT ¹⁰⁰ PART 2 ★

Ezekiel Elliott does not discriminate when it comes to 100-yard games, gobbling up yards on the ground and in the air throughout his career to the tune of 43 games with 100 scrimmage yards - by far the most of any player in the NFL since 2016:

100 Scrimmage Yard Games - 2016-20

Player	Games
Ezekiel Elliott, Dal	43
Julio Jones, Atl	30
Todd Gurley, LAR/Atl	27
Alvin Kamara, NO	27
Christian McCaffrey, Car	27
Two players tied	26

In fact, Elliott's 43 games with 100 scrimmage yards are tied for the ninth-most by any player in the first five years of a career:

100 Scrimmage Yard Games - First Five NFL Seasons

Player	Games	Player	Games
Eric Dickerson	54	William Andrews	45
Edgerrin James	49	Emmitt Smith	45
Marcus Allen	48	Curtis Martin	44
Thurman Thomas	47	Ezekiel Elliott	43
LaDainian Tomlinson	46	Six players tied	42

Elliott has five 100 scrimmage yard games in 2020, tied for sixth-most in the NFL:

100 Scrimmage Yard Games - 2020

Player	Games
Derrick Henry, Ten	7
Dalvin Cook, Min	7
James Robinson, Jac	7
Alvin Kamara, NO	6
Nick Chubb, Cle	6
Ezekiel Elliott, Dal	5

★ GO AHEAD TD GLUTTON ★

Ezekiel Elliott has been a touchdown machine for the Cowboys, and he has been extra hungry in the pivotal moments of games, scoring 24 touchdowns to put the Cowboys ahead in the game since his rookie season - the second-most go ahead touchdowns of any non-passer in the NFL:

Go ahead Rush and Rec TDs - 2016-20

Player	Rush TD	Rec TD	Total TDs
Davante Adams	0	25	25
Ezekiel Elliott	20	4	24
Melvin Gordon	19	4	23
Todd Gurley	15	6	21
Aaron Jones	12	5	17
Tyreek Hill	2	14	16
Derrick Henry	16	0	16
Amari Cooper	0	15	15
Three other players tied.....	--	--	15

★ FORWARD MOMENTUM ★

After much continuity at offensive line in his first four NFL seasons, Ezekiel Elliott has run behind eight different starting line combinations in 2020. Through this adversity, Elliott has still managed to provide positive yardage on the vast majority of rush attempts by recording a negative rush on only 6.53% of his carries - the ninth-lowest percentage (min. 100 carries):

Lowest Negative Rush Percentage By RB in 2020

Player	Team	Carries	Stuffs	Stuff %
Dalvin Cook	Min	251	10	3.98%
Latavius Murray	NO	126	6	4.76%
Jamaal Williams	GB	103	5	4.85%
Aaron Jones	GB	145	8	5.52%
Damien Harris	NE	126	7	5.56%
James Robinson	Jac	212	12	5.66%
Derrick Henry	Ten	271	16	5.90%
Kenyan Drake	Ari	178	11	6.18%
Ezekiel Elliott	Dal	199	13	6.53%
Myles Gaskin	Mia	121	8	6.61%

★ MOVE THE CHAINS ★

Ezekiel Elliott has been the engine that keeps the Cowboys offense moving in 2020, accounting for 69 total first downs on the year - the fourth-most first downs by any player in the league:

Most First Downs by Player in 2020

Player	Team	Rush 1st	Rec 1st	Tot 1st
Dalvin Cook	Min	69	16	85
Alvin Kamara	NO	44	29	73
Derrick Henry	Ten	67	4	71
Ezekiel Elliott	Dal	52	17	69
James Robinson	Jac	50	14	64

Additionally, Elliott has gained a first down on 28.6% of his touches this year - 12th among running backs (min. 100 touches):

Player	Team	Touches	Tot 1st	1st D %
J.D. McKissic	Was	111	39	35.1%
Alvin Kamara	NO	213	73	34.3%
Chris Carson	Sea	114	39	34.2%
Darrell Henderson	LAR	138	45	32.6%
Chase Edmonds	Ari	118	38	32.2%
Malcom Brown	LAR	110	35	31.8%
Nyheim Hines	Ind	114	36	31.6%
Nick Chubb	Cle	140	44	31.4%
Dalvin Cook	Min	286	85	29.7%
D'Andre Swift	Det	101	30	29.7%
Jonathan Taylor	Ind	177	51	28.8%
Ezekiel Elliott	Dal	242	69	28.6%

Elliott is one of the most prolific chain movers at the running back position in recent history, picking up a first down on 25.6% of his 1,368 career carries - a percentage that ranks ninth among all rushers since the data became available in 1994 (min. 500 att.):

Highest 1st Down Percentage by RB Since 1994

Player	Att	Yds	1st D	1st D %
Zack Crockett	510	1,701	158	31.0%
Alvin Kamara	628	3,081	173	27.5%
Marcus Allen*	726	2,934	195	26.9%
Priest Holmes	1,780	8,172	471	26.5%
Jamaal Charles	1,407	7,563	368	26.2%
Chris Carson	640	2,912	167	26.1%
Marlon Mack	539	2,383	140	26.0%
Sammy Morris	736	3,053	190	25.8%
Ezekiel Elliott	1,368	6,189	350	25.6%

*numbers from career stats starting in 1994

★ CAN'T TOUCH THIS ★

Tony Pollard has ranked among the leaders at forcing missed tackles, avoiding tacklers on 28.8% of his touches on the ground and in the passing game in 2020, per PFF (min. 50 touches):

Tackles Avoided Percentage by Running Backs in 2020

Player	Touches	Tkl Avoided	Avoid %
Laviska Shenault Jr.	50	17	34.0%
Lamar Jackson	80	26	32.5%
Mike Davis	178	55	30.9%
Tony Pollard	80	23	28.8%
Nick Chubb	140	37	26.4%



9

Since Amari Cooper's trade to Dallas in Week 9 of 2018, he has produced nine touchdown catches of 20-plus yards, the second-most in the NFL. In fact, 50.0% of Cooper's 18 regular season touchdowns with Dallas have come from 20-plus yards.

★ THE AMARI EFFECT ★

Amari Cooper has been a reliable target for the Cowboys and has been particularly efficient at moving the chains for the offense, recording 139 first down receptions (seventh) spanning three seasons since his trade to Dallas:

NFL 1st Down Receiving Leaders - Week 9, 2018 to 2020

Player	GP	Rec	Yds	Avg	TD	1st	1st%
DeAndre Hopkins, Ari	35	251	2,967	11.8	17	168	66.9%
Travis Kelce, KC	36	238	3,037	12.8	19	165	69.3%
Keenan Allen, LAC	37	250	2,812	11.2	18	155	62.0%
Julio Jones, Atl	33	210	3,030	14.4	17	155	73.8%
Michael Thomas, NO	31	248	2,815	11.4	14	150	60.5%
Davante Adams, GB	30	226	2,722	12.0	25	144	63.7%
Amari Cooper, Dal	37	208	2,805	13.6	18	139	66.8%

Cooper has also demonstrated a penchant for scoring touchdowns in his tenure with the Cowboys, posting 18 touchdown receptions - tied for seventh in the NFL - and finding the endzone on 8.7% of his catches:

Wide Receiver Touchdown Leaders - Week 9, 2018 to 2020

Player	Rec	Yds	Avg	Lg	TD	TD%
Tyreek Hill, KC	175	2,713	15.5	75t	25	14.3%
Davante Adams, GB	226	2,722	12.0	58	25	11.1%
Mike Evans, TB	155	2,524	16.3	67t	23	14.8%
Adam Thielen, Min	126	1,587	12.6	44	21	16.7%
Tyler Lockett, Sea	190	2,462	13.0	52t	20	10.5%
Travis Kelce, KC	238	3,037	12.8	47	19	7.9%
Calvin Ridley, Atl	159	2,200	13.8	75t	18	11.3%
Amari Cooper, Dal	208	2,805	13.6	90t	18	8.7%
Keenan Allen, LAC	250	2,812	11.2	54	18	7.2%
Jared Cook, NO	100	1,440	14.4	61t	17	17.0%
Mark Andrews, Bal	118	1,664	14.1	74	17	14.4%
Julio Jones, Atl	210	3,030	14.4	54t	17	8.1%
DeAndre Hopkins, Ari	251	2,967	11.8	60	17	6.8%

Cooper changed the way Dallas was operating on third downs, and since he joined the Cowboys offense, the team ranks second in third down conversion percentage (45.2%). He leads all Cowboys receivers with 35 receiving first downs on third down in his time with Dallas and has converted 83.3% (35-of-42) of his 42 third down receptions into first downs.

★ RECEPTION PERCEPTION ★

Amari Cooper has been a major part of the Cowboys offense in 2020, and he leads the Cowboys in receptions (76), yards (891), receiving first downs (46) and has accounted for 23.3% of the Cowboys total receptions - the 12th-highest percentage among wide receivers this year:

Highest Percentage of Team's Receptions by Receiver

Player	Rec	Yds	Team Com	Rec%
DeAndre Hopkins, Ari	85	1,019	285	29.8%
Stefon Diggs, Buf	90	1,037	304	29.6%
Davante Adams, GB	84	1,029	286	29.4%
Keenan Allen, LAC	90	923	312	28.8%
Robby Anderson, Car	75	912	285	26.3%
Jarvis Landry, Cle	54	676	214	25.2%
Allen Robinson, Chi	77	904	306	25.2%
Tyler Lockett, Sea	76	834	305	24.9%
Justin Jefferson, Min	61	1,039	246	24.8%
Terry McLaurin, Was	71	977	288	24.7%
Tyler Boyd, Cin	73	797	302	24.2%
Amari Cooper, Dal	76	891	326	23.3%

Cooper has also fought for extra yards on his catches, compiling 109 yards-after-contact in 2020, which ranks 11th among all wide receivers:

NFL Receiving Leaders in Yards After Contact

Player	YACO	Player	YACO
Terry McLaurin	186	Diontae Johnson	130
Deebo Samuel	180	Justin Jefferson	129
Cooper Kupp	169	DeAndre Hopkins	117
A.J. Brown	168	Jamison Crowder	111
Keenan Allen	138	Amari Cooper	109
DK Metcalf	134	Robby Anderson	106

★ FLY THE COOP ★

Amari Cooper has been dynamic in 2020 with 76 receptions (t-eighth) to go with 891 yards (14th) and 46 first downs (t-eighth):

NFL 2020 Reception Leaders

Player	Rec	Yds	TD	1st D	1stD%
Keenan Allen, LAC	90	923	7	55	61.1%
Stefon Diggs, Buf	90	1,037	4	46	51.1%
DeAndre Hopkins, Ari	85	1,019	5	57	67.1%
Davante Adams, GB	84	1,029	13	55	65.5%
Travis Kelce, KC	82	1,114	8	61	74.4%
Allen Robinson, Chi	77	904	5	46	59.7%
Darren Waller, LV	77	742	7	47	61.0%
Amari Cooper, Dal	76	891	4	46	60.5%
Tyler Lockett, Sea	76	834	8	43	56.6%
Robby Anderson, Car	75	912	2	40	53.3%

Cooper's 76 catches through 12 games of 2020 are the third-most through 12 games of a season by any player in Cowboys history:

Catches Through First 12 Games - Cowboys History

Player	Season	Rec	Yards	TD
Michael Irvin	1995	88	1,290	9
Jason Witten	2012	88	818	1
Amari Cooper	2020	76	891	4
Jason Witten	2009	73	744	1
Dez Bryant	2012	71	978	8

★ COOP CONVERTER ★

Amari Cooper has been a consistent first down machine for the Cowboys in 2020, converting a team-high 42 first downs through the air. Against Cleveland (10/4) Cooper converted 10-of-12 catches for first downs, the second-highest single-game first down total in the league in 2020:

Single-Game First Downs By Individual Player

Player	Date/Opp	Rec	1st	1st%
George Kittle	10/4/20 vs. Phi	15	11	73.3%
Tyler Lockett	10/25/20 at Ari	15	11	73.3%
Amari Cooper	10/4/20 vs. Cle	12	10	83.3%
Davante Adams	10/25/20 at Hou	13	10	76.9%

The 10 first downs are a single-game career-best for Cooper, besting the nine he accrued on three different occasions and are tied for the most in a game by any Cowboys receiver (Witten, 10 vs. Det 12/9/07 and Michael Irvin, 10 vs. SF 10/17/93).

★ THAT'S AMARI! ★

Amari Cooper has changed the way Dallas is able to operate in the passing game, stretching defenses and providing a touchdown threat from anywhere on the field. Since Dallas acquired Cooper, nine of his 18 touchdowns have come from 20-plus yards, which are second-most league-wide from Week 9, 2018 to 2020:

20+ Yard Touchdown Receptions from Week 9, 2018-2020

Player	Rec	TD	20+ TD	20+ Pct.
Tyreek Hill, KC	175	25	16	64.0%
Amari Cooper, Dal	203	18	9	50.0%
Jared Cook, Oak/NO	100	17	8	47.1%
Mecole Hardman, KC	56	9	8	88.9%
Stefon Diggs, Min/Buf	197	15	8	53.3%
D.K. Metcalf, Sea	121	16	8	50.0%
Will Fuller, Hou	102	12	8	66.7%
A.J. Brown, Ten	96	16	8	50.0%

★ CATCH ME IF YOU CAN ★

Amari Cooper caught 10 passes for 81 yards in the season opener at the LA Rams (9/13). Cooper's 10 catches are tied for the most by a Cowboys player in the opening game of a season:

Player	Opp/Date	Rec.
Amari Cooper	@LAR, 9/13/20	10
Miles Austin	@WAS, 9/12/10	10
Miles Austin	NYG, 9/8/13	10
Frank Clarke	WAS, 9/16/62	10
Frank Clarke	STL, 9/12/64	10
Tony Dorsett	@LAR, 9/3/84	10

Cooper owns nine career games with 10-plus catches - including five games as a Dallas Cowboy. His five games with Dallas are tied for the third-most in a Cowboys career:

Player	10+ Rec Gms
Jason Witten	11
Michael Irvin	7
Miles Austin	5
Amari Cooper	5
Dez Bryant	4

Since 2018, his six games - between Oakland and Dallas - with 10-plus catches are tied for sixth in the NFL:

Player	Games	Player	Games
Michael Thomas	15	Stefon Diggs	7
Davante Adams	9	Amari Cooper	6
Christian McCaffrey	9	Zach Ertz	6
DeAndre Hopkins	8	Julio Jones	6

★ 200-YARD CLUB ★

Amari Cooper exploded for a career-best 226 receiving yards on 11 receptions against Green Bay (10/6/19), his second 200-yard game as a Cowboy and the third of his career. He is the only Cowboys player to have multiple 200-yard games:

Cowboys Receivers with 200 Yards

Player	Date/Opp	Rec	Yards	TD
Miles Austin	10/11/19 at KC	10	250	2
Bob Hayes	11/13/66 at Was	9	246	2
Frank Clarke	9/16/62 vs. Was	10	241	3
Amari Cooper	10/6/19 vs. GB	11	226	1
Dez Bryant	12/23/12 vs. NO	9	224	2
Lance Rentzel	11/19/67 vs. Was	13	223	1
Amari Cooper	12/9/18 vs. Phi	10	217	3
Tony Hill	11/12/79 vs. Phi	7	213	2
Terrell Owens	11/23/08 vs. SF	7	213	1
Michael Irvin	9/20/92 vs. Pho	8	210	3
James Dixon	11/12/89 at Pho	6	203	1
Kevin Williams	12/25/95 at Ari	9	203	2

Cooper is one-of-five players in NFL history with three-or-more games of 10 receptions and 200 yards:

Player	Team	Games
Calvin Johnson	Det	4
Jerry Rice	SF	4
Amari Cooper	Oak/Dal	3
Isaac Bruce	Stl	3
Julio Jones	Atl	3

★ DUPLICITY IN DALLAS ★

Amari Cooper and CeeDee Lamb have played large roles in the Dallas offense this season, combining for 135 catches (41.4% of total offense) and 1,587 yards (45.5%). Cooper has 10 games with five-or-more catches and Lamb has eight games in 2020:

2020 Games with Five-Plus Catches

Player	Games	Player	Games
Stefon Diggs.....	11	Terry McLaurin.....	9
Amari Cooper.....	10	Calvin Ridley.....	9
DeAndre Hopkins.....	10	Darren Waller.....	9
Travis Kelce.....	10	Keenan Allen.....	8
Allen Robinson.....	10	Tyler Boyd.....	8
Davante Adams.....	9	Tyreek Hill.....	8
Robby Anderson.....	9	Diontae Johnson.....	8
Cooper Kupp.....	9	CeeDee Lamb.....	8

★ SLOT MACHINE ★

CeeDee Lamb has been a dynamic weapon out of the slot receiver position in 2020, ranking fourth in the NFL with 55 receptions from the slot and third with 644 yards while operating from the inside receiver position on 93.3% of his offensive snaps - the third-highest percentage in among all receivers:

Highest Snap Percentage from the Slot in 2020

Player	Slot%	Rec	Yds	TD
Isaiah Ford.....	94.5%	17	181	0
Anthony Miller.....	94.3%	39	417	2
CeeDee Lamb.....	93.3%	55	644	4
Cole Beasley.....	89.4%	62	778	3
Greg Ward.....	88.6%	39	285	2

★ 11 PERSONNEL ★

With the Cowboys having three game-breaking options at the wide receiver position, they have relied heavily on their "11 personnel" (one running back, one tight end and three receivers) in 2020 - ranking fourth among all teams by running 73.3% of their offensive snaps from that formation grouping:

Snap Percentage from "11 Personnel"

Team	Off Plays	11 Per.	11 Per. %
Buffalo Bills.....	763	577	75.9%
Cincinnati Bengals.....	803	608	75.7%
LA Chargers.....	870	642	73.8%
Dallas Cowboys.....	859	629	73.3%
Kansas City.....	788	565	71.7%

★ ON THE LAMB ★

CeeDee Lamb caught six passes for 106 yards in Week 2 against the Falcons, becoming the 12th Cowboys rookie - 16th time - to post a 100-yard game:

100-Yard Receiving Game by a Cowboys Rookie WR

Player	Opp/Date	Yards
James Dixon.....	@Pho, 11/12/89	203
Bob Hayes.....	PHI, 10/10/65	177
Antonio Bryant.....	@ Was, 12/29/02	170
Terrance Williams.....	DEN, 10/6/13	151
Michael Irvin.....	@ Was, 12/11/88	149
Drew Pearson.....	@ STL, 12/16/73	140
Karl Powe.....	@SF, 12/22/85	127
CeeDee Lamb.....	NYG, 10/11/20	124
Mike Sherrard.....	@SD, 11/16/86	115
Mike Sherrard.....	STL, 10/26/86	111
Cornell Burbage.....	PHI, 10/11/87	110
Bob Hayes.....	SF, 11/7/65	108
CeeDee Lamb.....	Atl, 9/20/20	106
Bob Hayes.....	@Phi, 12/5/65	106
Dez Bryant.....	@NYG, 11/14/10	104
Bob Hayes.....	STL, 12/11/65	103
Alvin Harper.....	@Was, 11/24/91	101

In doing so in his second game, Lamb tied Cornell Burbage as the fastest Cowboys rookie receiver to reach 100 yards in a game. Lamb then posted 124 yard against the Giants (10/11), becoming the third Cowboys rookie to record multiple 100-yard games (Mike Sherrard, 1986 and Bob Hayes, 1965).



93%

CeeDee Lamb has played 376-of-403 passing snaps from the slot receiver position in 2020, which at 93% is the third-highest slot percentage in the league. He is third on the Cowboys with 217 YAC.

★ ROOKIE RANKS ★

CeeDee Lamb ranks second among all rookies in receptions (59), third in receiving yards (696) and touchdowns (four) and ranks fourth among rookie receivers with 217 yards after the catch:

Rookie Leaders in Receptions

Player	Rec	Yds	TD	1st D	YAC
Justin Jefferson.....	61	1,039	7	42	316
CeeDee Lamb.....	59	696	4	35	217
Tee Higgins.....	53	729	5	40	256
Chase Claypool.....	47	649	8	32	248
James Robinson.....	42	310	2	14	357

Lamb ranks 28th among all NFL wide receivers with his 6596 yards, and his 59 receptions rank 22nd.

★ CEEDEE'S TDS ★

CeeDee Lamb caught two touchdown passes against Cleveland (10/4) - his first career multi-touchdown game - and became the seventh Cowboys rookie to record a multi-receiving touchdown game in franchise history. He is the first to do it since Dez Bryant had two touchdown receptions against the N.Y. Giants (10/25/10).

This is nothing new to Lamb, who caught 32 touchdown passes in his three years at Oklahoma, tied for the third-most from 2017-19:

Most College TD Receptions from 2017-19

Player	Gms	Rec	Yds	Avg.	TD
James Proche.....	38	244	3,240	13.3	33
David Sills.....	25	125	1,966	15.7	33
CeeDee Lamb.....	41	173	3,292	19.0	32
Tyler Johnson.....	36	199	3,164	15.9	32
Denzel Mims.....	38	182	2,901	15.9	28

Additionally, Lamb tied five other players for the second-most multi-touchdown games in college from 2017-19:

Player	2+ TD Gms	Player	2+ TD Gms
David Sills.....	12	Anthony Johnson.....	7
CeeDee Lamb.....	7	Tyler Johnson.....	7
JJ Arcega-Whiteside.....	7	James Proche.....	7
Jerry Jeudy.....	7	Many tied.....	6

★ QUADFECTA ★

Dallas has seen four wide receivers record 100-yard receiving games in 2020 - tied for the most in the NFL this season (Atlanta, Tennessee) - and the eighth instance in team history where four different players on offense had 100-yard receiving games. The 2020 season is unique in that this is the only instance of the eight previous occurrences that all four players are wide receivers:

2020

Player	Position	100-Yd Gms
Amari Cooper	WR	3
Michael Gallup	WR	1
CeeDee Lamb	WR	2
Cedrick Wilson	WR	1

2012

Player	Position	100-Yd Gms
Miles Austin	WR	2
Dez Bryant	WR	5
Kevin Ogletree	WR	1
Jason Witten	TE	3

2010

Player	Position	100-Yd Gms
Miles Austin	WR	5
Dez Bryant	WR	1
Roy Williams	WR	1
Jason Witten	TE	1

2009

Player	Position	100-Yd Gms
Miles Austin	WR	5
Patrick Crayton	WR	1
Roy Williams	WR	1
Jason Witten	TE	3

2008

Player	Position	100-Yd Gms
Miles Austin	WR	1
Marion Barber	RB	1
Terrell Owens	WR	2
Jason Witten	TE	2

2004

Player	Position	100-Yd Gms
Antonio Bryant	WR	1
Terry Glenn	WR	1
Keyshawn Johnson	WR	2
Jason Witten	TE	2

1993

Player	Position	100-Yd Gms
Alvin Harper	WR	2
Michael Irvin	WR	5
Jay Novacek	TE	1
Emmitt Smith	RB	1

1985

Player	Position	100-Yd Gms
Doug Cosbie	TE	2
Tony Hill	WR	4
Karl Pove	WR	1
Mike Renfro	WR	3

★ GIMME FIVE ★

CeeDee Lamb recorded a six-game streak of at least five catches to start his career at Washington (10/25), becoming the first player in NFL history to start a rookie season with six such games:

Five Receptions in Each of First Six Games of Career

Player	Season	Games	Tot Rec	Yds	TD
CeeDee Lamb	2020	6	36	497	2
Terry Glenn	1996	5	30	403	1
Anquan Boldin	2003	4	30	464	2
Stefon Diggs	2015	4	25	419	2
DeSean Jackson	2008	4	22	327	1
Andre Johnson	2003	4	26	346	2

★ CEEDEE'S BIG PLAYS ★

CeeDee Lamb has proven to be a big-play threat in 2020, tied for the 12th-most receptions of 20-plus yards among all receivers:

Big-Play Receptions - NFL Leaders

Player	20+ Yd Rec
Justin Jefferson	19
Travis Kelce	18
Tyreek Hill	17
DK Metcalf	17
Julio Jones	16
Terry McLaurin	16
Allen Robinson	16
Stefon Diggs	15
Calvin Ridley	15
Will Fuller IV	14
DJ Moore	14
CeeDee Lamb	13

★ NO SILENCING THIS LAMB ★

CeeDee Lamb established a team franchise record in the game at Minnesota (11/22), surpassing Bob Hayes for the most receptions by a Cowboys rookie:

Most Receptions by a Cowboys Rookie - Season

Player	Year	Rec	Yds	Avg	TD
CeeDee Lamb	2020	59	696	12.3	4
Bob Hayes	1965	46	1,003	21.8	12
Dez Bryant	2010	45	561	12.5	6
Antonio Bryant	2002	44	733	16.7	6
Terrance Williams	2013	44	736	16.7	5
Mike Sherrard	1986	41	744	18.2	5

The majority of his production has come from the slot, and among all receivers who have run at least 50% of their snaps from the slot, he ranks 10th in *PFF*'s yards-per-route-run metric, which measures production versus number of routes run:

Player	Slot%	YPRR	Player	Slot%	YPRR
C. Beasley	89.4	2.42	M. Hardman	54.2	1.92
J. Edelman	74.9	2.24	T. Hill	55.5	1.91
J. Landry	50.0	2.22	D. Amendola	83.7	1.87
C. Kupp	61.9	1.97	T. Boyd	86.4	1.80
J. Crowder	74.1	1.93	C. Lamb	93.3	1.71

★ TRIPLE 777 ★

The Cowboys had three different receivers record seven catches in the game against Arizona (10/19) - the first time in franchise history that Dallas had three separate players each reach seven catches in the same game. There have been nine previous instances of two receivers in the same game in team history:

Players	Date/Opp	Catches
Amari Cooper	10/19/20 vs. Ari	7
Ezekiel Elliott	10/19/20 vs. Ari	8
CeeDee Lamb	10/19/20 vs. Ari	7

Amari Cooper	12/9/18 vs. Phi	10
Ezekiel Elliott	12/9/18 vs. Phi	12

Miles Austin	10/28/12 vs. NYG	9
Jason Witten	10/28/12 vs. NYG	18

Miles Austin	12/6/09 at NYG	10
Jason Witten	12/6/09 at NYG	14

Marion Barber	12/9/07 at Det	10
Jason Witten	12/9/07 at Det	15

Michael Irvin	12/14/97 at Cin	9
Anthony Miller	12/14/97 at Cin	9

Daryl Johnston	11/25/93 vs. Mia	11
Emmitt Smith	11/25/93 vs. Mia	9

Doug Cosbie	9/15/85 at Det	11
Tony Hill	9/15/85 at Det	11

Doug Donley	9/3/84 at LAR	9
Tony Dorsett	9/3/84 at LAR	10

Bob Hayes	11/19/67 vs. Was	9
Lance Rentzel	11/19/67 vs. Was	9

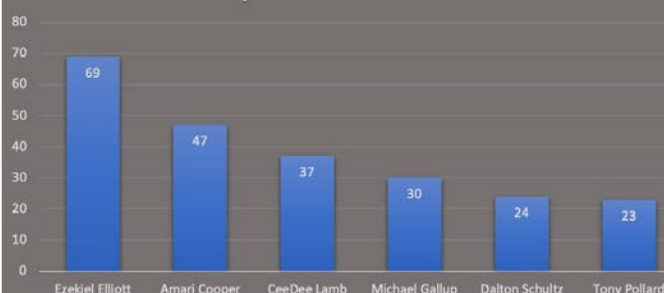
★ FIRST DOWN COWBOYS ★

The Dallas Cowboys offense collected first downs at a rapid rate in 2019, ranking third with 379 total first downs. In 2020 the Cowboys have recorded the third-most first downs (292):

2020 NFL Team First Down Leaders

Team	Rush	Pass	Pen	Total
Kansas City	79	197	24	300
Arizona	109	161	28	298
Dallas	92	179	21	292
Buffalo	93	170	29	292
Tennessee	99	156	30	285
LAC/LAR	--	--	--	278

Cowboys Leaders in First Downs



★ WE'RE GOING STREAKING ★

Dallas snapped a four-game streak (dating back to Week 17 of 2018 at the N.Y. Giants) with 400 yards and 30 points in Week 4 of 2019 against New Orleans (9/29/19).

Dallas' four-game streak with 400 yards and 30 points tied for eighth in NFL history. The LA Rams were the most recent team to record a four-game streak (2018) prior to Dallas:

All-time Streaks of 400 Yds and 30 Pts

Team	Streak	Yds	Pts	W-L
Denver	10 games (12/23/12 - 10/27/13)	467.6	41.5	9-1
New England	9 games (12/31/06 - 10/28/07)	436.6	41.2	9-0
St. Louis	8 games (12/5/99 - 9/17/00)	478.1	34.8	7-1
New England	6 games (1/2/11 - 10/9/11)	496.3	33.8	5-1
Philadelphia	5 games (10/25/53 - 11/21/53)	493.2	40.8	5-0
Oakland	5 games (10/27/68 - 11/24/68)	501.2	37.8	5-0
San Francisco	5 games (11/20/94 - 12/17/94)	460.2	39.2	5-0
Dallas	4 games (12/31/18 - 9/22/19)	465.8	33.3	4-0
Dallas	4 games (9/20/20 - 10/11/20)	515.0	40.8	2-2

The Cowboys recorded another four-game streak with 400 yards and 30 points in 2020 (9/20 vs. Atlanta - 10/11 vs. NYG) - tied with the four games in 2019 for the most games in team history:

Team	Streak	Games	Pts	Yds
Dallas	12/30/18 - 9/22/19	4	133	1,863
Dallas	9/20/20 - 10/11/20	4	163	2,060
Dallas	10/1/17 - 20/22/17	3	101	1,349

★ YARD DOGS ★

The Cowboys offense rolled up 570 yards of total offense - fifth-most in a single game in team history in Week 2 against the Atlanta Falcons:

Dallas Cowboys Single-Game Yards

Opponent	Date	Yards
Philadelphia	10/9/66	652
Baltimore	9/4/78	583
St. Louis	9/30/73	578
Philadelphia	12/9/18	576
Atlanta	9/20/20	570

Dallas followed that offensive performance with 522 yards at Seattle (9/27) the following week, marking the first time in franchise history that Dallas had consecutive 500-yard games on offense. Dallas continued their offensive explosion, compiling 566 yards against Cleveland, bringing their 500-yard streak to three games.

★ DYNAMITE OFFENSE ★

The Cowboys offensive production is correlated in large part to its ability to produce explosive plays (10-plus yards) in 2020. Dallas has racked up 188 explosive plays through 10 games in 2020 - the second-most by any offense in the NFL:

Explosive Plays (10-Plus Yards) - NFL

Team	10+ Rush	10+ Pass	Tot 10+	10+ TD
Kansas City	42	162	204	22
Dallas	36	152	188	14
Indianapolis	37	151	188	13
Buffalo	38	143	181	13
Seattle	43	134	177	21

★ POSITION GAME ★

Field position plays a large part in defensive success across the NFL. In 2019 there were 1,245 touchdown drives by the 32 teams and only 258 of them (20.72%) came from 80-plus-yard drives:

2019 NFL Offense Long TD Drives

Team	TD Drives	80+ Yd Dr.	80+ TD%
Baltimore	58	13	22.4%
San Francisco	51	11	21.6%
Tennessee	50	12	24.0%
Dallas	48	14	29.2%
New Orleans	48	6	12.5%
Tampa Bay	48	6	12.5%

Through 13 weeks in 2020, Dallas has 33 drives that started at or inside its 20-yard line and scored on 13 of those drives with nine touchdowns. The Cowboys touchdown percentage (27.3%) on these 80-plus yard drives ranks seventh in the NFL:

Team	80+ Yd Dr.	Scr	TD	Scr%	TD%
Kansas City	30	16	12	53.3%	40.0%
Green Bay	28	15	11	53.6%	39.3%
Tennessee	34	14	11	41.2%	32.4%
New Orleans	24	8	7	33.3%	29.2%
Arizona	38	18	11	47.4%	28.9%
LA Rams	40	14	11	35.0%	27.5%
Dallas	33	13	9	39.4%	27.3%

★ YARDS AFTER THE CATCH - YAC ATTACK ★

Dallas has exploited defenses for the 11th-most yards after the catch in the NFL with 1,498 YAC - 42.9% of their total passing output (3,484 gross yards). Amari Cooper leads the Cowboys with 307 YAC (25th in the NFL), followed by Ezekiel Elliott with 297 (30th).

DALLAS COWBOYS YARDS AFTER THE CATCH 2019-20



★ OFFENSIVE LINE SHUFFLE ★

Dallas has started eight different offensive line combinations through 11 weeks in 2020 due to injuries across the offensive front. The chart below shows the average age and experience of the Cowboys expected offensive line going into Week 1 versus the most recent starting combination:

Expected Offensive Line Entering 2020 Season					
	LT	LG	C	RG	RT
	T. Smith	C. Williams	J. Looney	Z. Martin	L. Collins
Age	29	23	30	29	27
Exp.	10	3	9	7	6
Avg. Age -	27.6 years				
Avg. Exp.-	7.0 years				
Offensive Line in Week 1 at LA Rams					
	LT	LG	C	RG	RT
	T. Smith	C. Williams	J. Looney	Z. Martin	T. Steele
Age	29	23	30	29	23
Exp.	10	3	9	7	R
Avg. Age -	26.8 years				
Avg. Exp.-	5.8 years				
Offensive Line in Week 2 vs. Atlanta					
	LT	LG	C	RG	RT
	B. Knight	C. Williams	J. Looney	Z. Martin	T. Steele
Age	23	23	30	29	23
Exp.	2	3	9	7	R
Avg. Age -	25.6 years				
Avg. Exp.-	4.2 years				
Offensive Line in Week 3 at Seattle					
	LT	LG	C	RG	RT
	B. Knight	C. Williams	J. Looney	Z. Martin	T. Steele
Age	23	23	30	29	23
Exp.	2	3	9	7	R
Avg. Age -	25.6 years				
Avg. Exp.-	4.2 years				
Offensive Line in Week 4 vs. Cleveland					
	LT	LG	C	RG	RT
	T. Smith	C. Williams	J. Looney	Z. Martin	T. Steele
Age	29	23	30	29	23
Exp.	10	3	9	7	R
Avg. Age -	26.8 years				
Avg. Exp.-	5.8 years				
Offensive Line in Week 5 vs. N.Y. Giants					
	LT	LG	C	RG	RT
	B. Knight	C. Williams	T. Biadasz	Z. Martin	T. Steele
Age	23	23	23	29	23
Exp.	2	3	R	7	R
Avg. Age -	24.0 years				
Avg. Exp.-	2.4 years				
Offensive Line in Week 6 vs. Arizona					
	LT	LG	C	RG	RT
	B. Knight	C. Williams	T. Biadasz	Z. Martin	T. Steele
Age	23	23	23	29	23
Exp.	2	3	R	7	R
Avg. Age -	24.0 years				
Avg. Exp.-	2.4 years				
Offensive Line in Week 7 at Washington					
	LT	LG	C	RG	RT
	C. Erving	C. Williams	T. Biadasz	C. McGovern	T. Steele
Age	28	23	22	22	23
Exp.	6	3	R	1	R
Avg. Age -	23.6 years				
Avg. Exp.-	2.0 years				
Offensive Line in Week 8 at Philadelphia					
	LT	LG	C	RG	RT
	C. Erving	C. Williams	T. Biadasz	Z. Martin	T. Steele
Age	28	23	22	29	23
Exp.	6	3	R	7	R
Avg. Age -	25.0 years				
Avg. Exp.-	3.2 years				

★ OFFENSIVE LINE SHUFFLE, cont. ★

Offensive Line in Week 9 vs. Pittsburgh					
	LT	LG	C	RG	RT
	C. Erving	C. Williams	J. Looney	Z. Martin	T. Steele
Age	28	23	30	29	23
Exp.	6	3	9	7	R
Avg. Age -	26.6 years				
Avg. Exp. -	5.0 years				
Offensive Line in Week 11 at Minnesota					
	LT	LG	C	RG	RT
	C. Erving	C. Williams	J. Looney	C. McGovern	Z. Martin
Age	28	23	30	22	29
Exp.	6	3	9	1	7
Avg. Age -	26.4 years				
Avg. Exp. -	5.2 years				
Offensive Line in Week 12 vs. Washington					
	LT	LG	C	RG	RT
	C. Erving	C. Williams	J. Looney	C. McGovern	Z. Martin
Age	28	23	30	22	29
Exp.	6	3	9	1	7
Avg. Age -	26.4 years				
Avg. Exp. -	5.2 years				
Offensive Line in Week 13 at Baltimore					
	LT	LG	C	RG	RT
	B. Knight	C. Williams	J. Looney	C. McGovern	T. Steele
Age	23	23	30	22	23
Exp.	2	3	9	1	R
Avg. Age -	24.2 years				
Avg. Exp. -	3.0 years				

★ COME ON DOWN, GARRETT GILBERT ★

Garrett Gilbert made his first career start against Pittsburgh (11/8), becoming the fourth quarterback to start a game for Dallas this season (Dak Prescott, Andy Dalton and Ben DiNucci). The last time Dallas started four different quarterbacks in the same season was 2015, when Tony Romo (four), Matt Cassel (seven), Brandon Weeden (three) and Kellen Moore (two) all started games.

Gilbert completed 21-of-38 passes for 243 yards with a touchdown and an interception in his first career start. His 38 attempts were the fifth-most by a Cowboys quarterback in his first start, and his 243 yards were the fourth-most.

It also marked the first time since 1994 that Dallas had three different quarterbacks start three consecutive games, with Dalton (10/25 at Was), DiNucci (11/1 at Phi) and Gilbert (11/8 vs. Pit), joining Troy Aikman (11/20/94 vs. Was), Jason Garrett (11/24/94 vs. GB) and Rodney Peete (12/4/94 at Phi).

★ THE DINUCCI CODE ★

Ben DiNucci became the 14th Cowboys quarterback to start a game during his rookie season in the game at Philadelphia (11/1):

Cowboys Rookie Quarterbacks in First Start							
Player	Date/Opp	W/L	Att	Cmp	Yds	TD	
D. Meredith	11/6/60 vs. LAR	L	28	9	76	0	
J. Rhome	10/10/65 vs. Phi	L	14	8	138	1	
C. Morton	10/24/65 @ GB	L	20	10	61	0	
R. Staubach	9/21/69 vs. StL	W	15	7	220	1	
R. Collier	12/21/86 vs. Chi	L	9	4	44	0	
K. Sweeney	10/4/87 @ NYJ	W	14	6	139	3	
T. Aikman	9/10/89 @ NO	L	35	17	180	0	
S. Walsh	10/8/89 @ GB	L	29	18	193	1	
J. Garrett	11/14/93 vs. Pho	W	6	2	25	0	
Q. Carter	9/9/01 vs. TB	L	19	9	34	0	
C. Hutchinson	10/27/02 vs. Sea	L	24	12	145	1	
D. Henson	11/25/04 vs. Chi	W	12	4	31	0	
D. Prescott	9/11/16 vs. NYG	L	45	25	227	0	
B. DiNucci	11/1/20 at Phi	L	40	21	180	0	

DiNucci was the 11th rookie from a FCS school to start at quarterback in his first season since the 1970 NFL merger and the first since Develin Hodges for the Pittsburgh Steelers in 2019.



20

Since the start of 2016, Dak Prescott is responsible for 20 total touchdowns (17 passing, three rushing) when the game is within seven points in the fourth quarter or overtime, fourth in the NFL over that span, trailing only Russell Wilson (25), Matt Ryan (22) and Drew Brees (22).

**regular season only*

★ CENTURY MARK ★

Dak Prescott reached the century mark with 100 career passing touchdowns against the Seahawks (9/27), just three games into the fifth season of his career.

Prescott is the 25th quarterback in NFL history to reach 100 touchdowns through the air in the first five seasons of a career, and in that select group, he ranks 19th in pass touchdown percentage (4.62%), second in interception percentage (1.7%), fourth in passer rating (97.3) and third in touchdown/interception ratio (2.65):

Touchdown/INT Ratio - QBs with 100 TD in First Five Years

Player	Seasons	PassTD	INT	TD/INT
Patrick Mahomes.....	2017-20	107	20	5.35
Russell Wilson.....	2012-16	127	45	2.82
Dak Prescott	2016-20	106	40	2.65
Derek Carr.....	2014-18	122	54	2.26
Matt Ryan.....	2008-12	127	60	2.12
Dan Marino.....	1983-87	168	80	2.10

Prescott's touchdown prowess isn't limited to his aerial exploits, running over opposing defenses to the tune of 24 career rushing touchdowns - the most by a quarterback in Cowboys history. By reaching 100 passing touchdowns, he is now one-of-three players in NFL history to record 100 touchdowns through the air and 20 touchdowns on the ground in the first five seasons of a career:

100 TD Throws with 20 Rush TDs - First Five Seasons

Player	Seasons	PassTD	RushTD	Tot TD
Cam Newton.....	2011-15	117	43	160
Jeff Garcia.....	1999-03	113	21	134
Dak Prescott	2016-20*	106	24	130

Prescott hit the century mark in just 67 career starts, becoming the third-fastest quarterback in Cowboys history to reach 100 passing touchdowns:

Fastest Cowboys to 100 Passing Touchdowns

Player	Starts	Attempts	Yards	Pass TD
Tony Romo.....	53	1,758	14,186	101
Danny White.....	62	1,777	13,622	103
Dak Prescott	67	2,214	16,966	102

★ RAYNEING TOUCHDOWNS... ★

Rayne Dakota Prescott is responsible for 131 combined rushing, passing and receiving touchdowns through his first 69 NFL games which is tied for the fifth-most in NFL history at the quarterback position:

Combined Touchdowns in a QBs First 69 Career Games

Player	TDs	Player	TDs
Dan Marino.....	166	Matthew Stafford ..	131
Aaron Rodgers.....	148	Cam Newton	130
Daunte Culpepper....	146	Len Dawson	129
Andrew Luck.....	144	Peyton Manning ...	128
Johnny Unitas.....	131	Brett Favre	127
Dak Prescott.....	131	Kirk Cousins	127

★ FOURTH QUARTER WINS ★

Since taking over as the Dallas Cowboys starting quarterback in 2016, Dak Prescott has engineered his share of fourth quarter wins for the club. Included in his 41 regular season wins as a starter are 10 occasions in which he led the team to victory when the club was tied or trailing in the fourth quarter or overtime. Prescott's 10 wins are the fifth-most by a Dallas signal caller, with five of those wins coming as a rookie in 2016, four in 2018 and one in 2020:

4th Quarter/OT Wins - Cowboys

Quarterback	Wins	Quarterback	Wins
Tony Romo.....	24	Danny White	11
Troy Aikman.....	15	Dak Prescott.....	10
Roger Staubach.....	13		

Below is a look at each of Prescott's 10 games in which the game was tied or the team trailed to pull out the win and his 4th quarter/OT stats:

Date	Opp	Score	Time Left	Att	Com	Yds	TD	Int	Final Score
9/18/16	@Was	20-23	15:00	7	6	66	0	0	27-23
10/30/16	PHI*	13-23	7:48	20	11	135	2	0	29-23
11/13/16	@Pit	29-30	0:42	11	10	83	0	0	35-30
12/1/16	@Min	7-9	14:11	4	2	26	1	0	17-15
12/18/16	TB	17-20	15:00	6	6	41	0	0	26-20
9/30/18	DET	23-24	2:17	11	7	99	0	0	26-24
11/18/18	@Atl	19-19	1:52	6	4	45	0	0	22-19
12/9/18	PHI*	23-23	1:39	12	11	94	1	0	29-23
12/30/18	@NYG	28-32	3:21	10	5	78	1	0	36-35
9/20/20	Atl	24-36	15:00	21	13	182	1	0	40-39

**italics indicate overtime and are reflected in the stats totals*

Prescott has also secured 15 game-winning drives in his career to rank fourth all-time in club history:

Career Game-Winning Drives

Player	Drives
Tony Romo.....	29
Roger Staubach.....	21
Troy Aikman.....	20
Dak Prescott.....	15
Danny White.....	14

Amongst all NFL quarterbacks, Prescott ranks fifth for the most game-winning drives from 2016-20:

Game-Winning Drives - NFL (2016-20)

Player	Drives
Drew Brees, NO.....	18
Matthew Stafford, Det.....	18
Derek Carr, LV	17
Russell Wilson, Sea.....	16
Dak Prescott, Dal	15

Additionally, Prescott's 14 game-winning drives are tied for the second-most by any NFL QB in his first four seasons to start a career, since 1970:

Game-Winning Drives - First Four Seasons

Player	Drives
Matt Ryan, Atl	16
Dak Prescott, Dal	14
Russell Wilson, Sea.....	14

**Game Winning Drive = Fourth quarter drive that puts team ahead for the final time*

**4th Quarter Comeback = Offense overcomes a deficit to win the game*

★ DAK'S RECORD WHEN... ★

Since taking over as Dallas' starting quarterback in 2016, Dak Prescott has compiled a 42-27 regular season record in 69 career starts, and he is 1-2 in the postseason. Below is a look at Prescott's record under several different circumstances:

	Regular	Post
Playing at home:	24-11	1-1
Playing on the road:	18-16	0-1
Playing indoors:	23-11	1-1
Playing outdoors:	19-16	0-1
Playing against the NFC East:	19-6	
Playing against the NFC (non-NFC East): ..	15-12	1-2
Playing against the AFC:	8-9	
Playing on Thursday:	5-3	
Playing on Sunday:	34-23	1-2
Playing on Sunday night:	8-6	
Playing on Monday night:	3-1	
Playing on artificial turf:	30-21	1-1
Playing on natural grass:	12-6	0-1
Offense totals over 400 yards:	26-8	0-1
Throws for over 300 yards:	9-6	0-1
Throws for 200-299 yards:	26-12	1-1
Attempts more than 30 passes	21-23	1-2
Throws only one touchdown:	12-6	1-1
Throws more than one touchdown:	24-9	0-1
Completes 60.0%-or-more of his passes: ..	38-18	1-2
Averages more than 7.0 yards-per-attempt ..	34-9	0-2
Has more than one Big Play (25+) passing ..	25-8	1-1
Throws no interceptions:	33-9	0-1
Throws one interception:	7-9	1-1
Throws more than one interception:	2-9	
Records at least 100.0 passer rating:	31-3	0-1
Commits no turnovers.....	28-6	0-1
Against teams with winning record:	13-15	1-2
Against teams with .500 record:	9-6	
Against teams with losing record:	20-6	
Has at least one rush attempt.....	40-23	1-2
Has five-or-more rush attempts	17-5	1-0
Sacked one time-or-less:	23-7	1-1
Sacked more than once:	19-20	0-1
September:	10-7	
October:	9-7	
November:	12-7	
December:	11-5	
January:	0-1	1-2

Team-by-team							
Team	W	L	Pct	Team	W	L	Pct
Arizona	1	0	1.000	Minnesota	1	1	.500
Atlanta	2	1	.667	New England ...	0	1	.000
Baltimore	1	0	1.000	New Orleans ...	1	1	.500
Buffalo	0	1	.000	N.Y. Giants	7	2	.778
Carolina	0	1	.000	N.Y. Jets	0	1	.000
Chicago	1	1	.500	Oakland	1	0	1.000
Cincinnati	1	0	1.000	Philadelphia	5	3	.625
Cleveland	1	1	.500	Pittsburgh	1	0	1.000
Denver	0	1	.000	San Francisco ..	2	0	1.000
Detroit	3	0	1.000	Seattle	0	3	.000
Green Bay	1	2	.333	Tampa Bay	2	0	1.000
Houston	0	1	.000	Tennessee	0	1	.000
Indianapolis	0	1	.000	Washington	7	1	.875
Jacksonville	1	0	1.000				
Kansas City	1	0	1.000				
LA Chargers	0	1	.000				
LA Rams	1	2	.333				
Miami	1	0	1.000				

Postseason

Green Bay	0	1	.000
L.A. Rams	0	1	.000
Seattle	1	0	1.000

★ DAK TO THE FUTURE ★

Now that his fifth pro season came to a premature end, Dak Prescott ranks fifth in passing yards (17,634), sixth in attempts (2,293), wins (42) and passing touchdowns (106), fifth in completions (1,514) and second in yards-per-attempt (7.69) in regular season team history:

Dallas Cowboys All-Time QB Chart

WINS AS STARTER

Troy Aikman	94
Roger Staubach	85
Tony Romo	78
Danny White	62
Don Meredith	47
Dak Prescott	42

PASSING YARDS

Tony Romo	34,183
Troy Aikman	32,942
Roger Staubach	22,700
Danny White	21,959
Dak Prescott	17,634
Don Meredith	17,199

ATTEMPTS

Troy Aikman	4,715
Tony Romo	4,335
Roger Staubach	2,958
Danny White	2,950
Don Meredith	2,308
Dak Prescott	2,293

PASSING TOUCHDOWNS

Tony Romo	247
Troy Aikman	165
Danny White	155
Roger Staubach	153
Don Meredith	135
Dak Prescott	106

COMPLETIONS

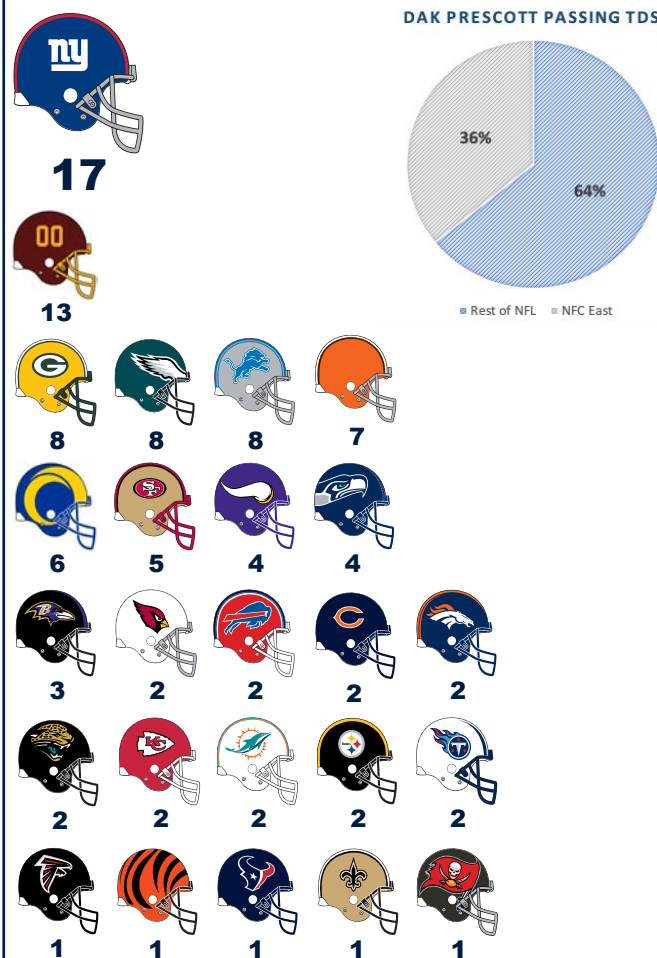
Troy Aikman	2,898
Tony Romo	2,829
Danny White	1,761
Roger Staubach	1,685
Dak Prescott	1,514

YARDS-PER-ATTEMPT

Tony Romo	7.89
Dak Prescott	7.69
Roger Staubach	7.67
Don Meredith	7.45
Danny White	7.44

★ PRESCOTT TDS BY TEAM ★

Dak Prescott has thrown a touchdown pass against 25 of the other 31 NFL teams in the regular season. Below is a team-by-team breakdown of his touchdowns through the air:



★ PRESCOTT TARGETS ★

Through his fifth pro season, Dak Prescott has completed 1,514-of-2,293 passes for 17,634 yards with 106 touchdowns in 69 regular season games played behind center. Below is a breakdown of Prescott's targets by position and player:

Position Breakdown					
	Comp.	Yds	TD		
WR.....	885	11,874	73	RB.....	285
TE.....	333	3,338	22	FB.....	11
					63
					0

Player Breakdown by Completions					
Player	Com	Yds	TD	Player	Com
E. Elliott.....	213	1,792	9	D. Thompson.....	14
J. Witten.....	194	1,752	11	L. Dunbar.....	13
C. Beasley.....	174	1,774	12	N. Brown.....	16
A. Cooper.....	169	2,315	15	C. Wilson.....	17
D. Bryant.....	119	1,634	14	A. Morris.....	9
M. Gallup.....	113	1,897	9	K. Smith.....	8
T. Williams.....	97	1,162	3	D. Smith.....	5
B. Jarwin.....	59	684	6	R. Switzer.....	5
R. Cobb.....	55	828	3	B. Bell.....	5
G. Swaim.....	33	328	1	J. Hanna.....	4
B. Butler.....	30	533	6	R. Gathers.....	3
R. Smith.....	29	266	1	G. Escobar.....	3
D. Schultz.....	32	347	2	L. Whitehead.....	2
C. Lamb.....	27	412	2	J. Olawale.....	2
T. Austin.....	21	317	3	D. McFadden.....	2
A. Hurns.....	20	295	2	V. Bryant.....	1
T. Pollard.....	20	143	1		15
					1

Prescott has thrown 106 touchdown passes - good for sixth all-time in team history. Below is his individual touchdown totals:

Player	TDs	Player	TDs
Amari Cooper.....	15	Allen Hurns.....	2
Dez Bryant.....	14	CeeDee Lamb.....	2
Cole Beasley.....	12	Dalton Schultz.....	2
Jason Witten.....	11	Cedrick Wilson.....	2
Ezekiel Elliott.....	9	Gavin Escobar.....	1
Michael Gallup.....	9	James Hanna.....	1
Brice Butler.....	6	Rod Smith.....	1
Blake Jarwin.....	6	Geoff Swaim.....	1
Terrance Williams.....	3	Devin Smith.....	1
Randall Cobb.....	3	Tony Pollard.....	1
Tavon Austin.....	3	Ventell Bryant.....	1

**italics indicate current Cowboy*

★ TOUCHDOWN BREAKDOWN ★

Dak Prescott has thrown 106 touchdown passes. Below is a look at Prescott's touchdown totals by quarter, down and distance:

Quarter	Down	Distance
1st Quarter ... 16	1st Down 31	0-9 Yards.....30
2nd Quarter ... 38	2nd Down 46	10-19 Yards.....29
3rd Quarter ... 19	3rd Down 27	20-29 Yards.....30
4th Quarter ... 31	4th Down 2	30-39 Yards.....6
OT 2		40-49 Yards.....10
		50+ Yards..... 11

★ QB WINS ★

In his fifth season as the starting quarterback of the Dallas Cowboys, Dak Prescott has proven to be a winner, as his 42 victories rank sixth in team history. He posted a winning record in three of his first four seasons, and his 13 wins in 2016 were the most by a rookie quarterback in NFL history. He followed that up with a 9-7 record in 2017, a 10-6 mark in 2018, a 8-8 record in 2019 and 2-3 in 2020.

Overall, Prescott's 42 wins rank fourth behind only Tom Brady, Russell Wilson and Drew Brees from 2016-20:

Wins by Starting QB - 2016-20	
Player	Wins
Tom Brady, NE/TB.....	54
Russell Wilson, Sea.....	48
Drew Brees, NO.....	46
Dak Prescott, Dal.....	42

Prescott's 34 wins through his first 50 starts tied for seventh by an NFL quarterback in league history:

QB Wins Through 50 Starts				
Player	Wins	Win%	Player	Wins
Tom Brady.....	38	0.760	Tony Romo.....	35
Russell Wilson.....	36	0.720	Matt Ryan.....	35
Ben Roethlisberger.....	36	0.720	Dak Prescott.....	34
Kurt Warner.....	35	0.700		0.680

★ QBS MULTIPLE TOUCHDOWNS ★

In seven games in 2016, Dak Prescott tossed at least two touchdowns to tie for fourth by a rookie in NFL history. He had six multi-touchdown passing games in 2018, nine in 2019 and two in 2020. His 33 total games rank sixth in franchise history:

Multiple Passing-Touchdown Games			
Player	Games	Player	Games
Tony Romo.....	79	Troy Aikman.....	43
Roger Staubach.....	48	Don Meredith.....	41
Danny White.....	44	Dak Prescott.....	33

Prescott also notched four games with three-plus touchdown passes in 2016 that tied the most by a rookie quarterback in NFL history. It also tied the eighth-most in the NFL in 2016 by any quarterback.

After four more in 2017, two in 2018, six in 2019 and two in 2020, he has 18 in total - passing Roger Staubach for third on the team's all-time three-touchdown games list:

Three Passing-Touchdown Games			
Player	Games	Player	Games
Tony Romo.....	40	Roger Staubach.....	17
Danny White.....	20	Don Meredith.....	14
Dak Prescott.....	18	Troy Aikman.....	10

★ QB RATINGS AT 100.0 ★

Dak Prescott established the most games with a 100.0 rating by a quarterback in a season in team history with 11 in 2016:

Single-Season 100.0 QB Rating Games		
Player	Games	Season
Dak Prescott*.....	11	2016
Tony Romo.....	10	2007
Tony Romo.....	10	2014

**denotes rookie*

Prescott has two such games in 2020, and his 34 games with at least a 100.0 rating are fourth in team history:

Career 100.0 QB Rating Games			
Player	Games	Player	Games
Tony Romo.....	67	Dak Prescott.....	34
Troy Aikman.....	44	Danny White.....	33
Roger Staubach.....	37	Craig Morton.....	24

Prescott's 32 games with at least a 100.0 rating from 2016-19 are tied with Russell Wilson (2012-14) for the most games by a quarterback in his first four seasons in NFL history:

100.0 QB Rating Games - First Four Seasons		
Player	Games	Seasons
Russell Wilson.....	32	2012-15
Dak Prescott.....	32	2016-19
Dan Marino.....	25	1983-86
Ben Roethlisberger.....	25	2004-07
Joe Flacco.....	25	2008-11

He continues to add to his resume, and through his first 69 starts, Prescott sits at 34 games with a 100.0 rating, tied for the third-most through 69 starts in NFL history:

100.0 Rtg				
Player	GS	Games	W/L	Win%
Aaron Rodgers.....	69	42	35-7	.833
Tony Romo.....	69	37	30-7	.811
Dak Prescott.....	69	34	31-3	.912
Russell Wilson.....	69	34	31-3	.912
Philip Rivers.....	69	34	26-8	.765
Kirk Cousins.....	69	31	20-10-1	.661
Len Dawson.....	69	30	28-2	.933
Matt Schaub.....	69	30	23-7	.767

Prescott tied for the second-most 100.0 rating games in 2019, tallying eight, and recorded two in 2020 before his season-ending injury. Since 2016, Prescott has recorded 20 games with a 100.0 passer rating at AT&T Stadium - third-most by any quarterback in the their home venue during that span:

100.0 Rtg			
Player	Games	W/L	Win%
Drew Brees.....	26	21-5	.808
Russell Wilson.....	22	18-4	.818
Dak Prescott.....	20	17-3	.850
Philip Rivers.....	19	15-4	.789
Kirk Cousins.....	19	16-3	.842

★ 1,000 COMPLETIONS ★

Dak Prescott reached 1,000 career completions in the 2019 season-opening game against the N.Y. Giants (9/8), doing so in only 49 career games. He is one-of-17 quarterbacks in NFL history to reach 1,000 completions in fewer than 50 career games, and he is tied for the fastest Cowboys quarterback to the mark, reaching the plateau in the same number of starts as Tony Romo:

Fewest Starts to 1,000 Completions

Player	Com	Att	Pct	Starts
Dak Prescott	1,000	1,507	66.4	49
Tony Romo	1,013	1,610	62.3	49
Troy Aikman	1,004	1,652	60.1	58
Danny White	1,009	1,663	60.1	58
Roger Staubach	1,013	1,769	57.3	75

★ FOUR STAR RATING ★

Dak Prescott reached 1,500 pass attempts in the first week of 2019, qualifying him for the all-time NFL passing record books. Among his notable achievements at this early stage in his career, Prescott ranks seventh in NFL annals in QB Rating, edging out Tony Romo as the highest-rating in Cowboys history:

All-Time NFL Quarterback Rating

Player	Att	Cmp	Pct	Yds	TD	Int	Ratio	Rate
Patrick Mahomes ..	1,562	1,040	66.6	13,227	107	20	5.35	110.4
Aaron Rodgers ..	6,476	4,199	64.8	50,341	400	88	4.55	103.4
Deshawn Watson	1,605	1,080	67.3	13,258	95	35	2.71	103.2
Russell Wilson ...	4,213	2,741	65.1	33,213	259	79	3.28	101.8
Drew Brees	10,459	7,086	67.8	79,612	565	240	2.35	98.7
Kirk Cousins	3,509	2,350	67.0	27,180	181	83	2.18	97.5
Dak Prescott	2,293	1,514	66.0	17,634	106	40	2.65	97.3
Tony Romo	4,335	2,289	65.3	34,183	248	117	2.12	97.1
Tom Brady	10,462	6,684	63.9	77,871	569	190	2.99	96.9
Steve Young	4,149	2,667	64.3	33,124	232	107	2.17	96.8

★ PASS, NO PICKS ★

Dak Prescott recorded a streak of 291 consecutive passes without an interception, spanning the last five games of 2019 and the first three games of 2020. The streak is the longest in Cowboys history, and at the time it was the ninth-longest in NFL history. Aaron Rodgers holds the record with 402 consecutive passes in 2018:

Consecutive Passes With No INT - NFL History

Player	Season	Consec. Passes	No. Of Games
1. Aaron Rodgers	2018	402	11
2. Tom Brady	2010-11	358	12
3. Derek Carr	2018	332	12
...
9. Dak Prescott	2019-20	291	8

Prescott set the Cowboys record for consecutive passes without a pick in Week 1, 2020 at the LA Rams - breaking Troy Aikman's 20-year record of 216 consecutive throws from the 1999 season - and continued to Week 3, 2020 at Seattle before an interception in the second quarter.

Dallas Cowboys Consecutive Passes With No INT

Player	Season	Consec. Passes	No. Of Games
Dak Prescott	2019-20	291	8
Troy Aikman	1999	216	8
Troy Aikman	1995	184	7
Dak Prescott	2016	184	6

★ COWBOY SPECIAL? ★

Dak Prescott entered rarefied company against the N.Y. Giants in Week 5 (10/11), catching an 11-yard touchdown pass on a reverse wide receiver pass from Cedrick Wilson. Prescott became the first Cowboys quarterback to catch a touchdown since Danny White, who has two career touchdown receptions (vs. LA Raiders, 10/23/83; vs. Cle, 9/22/85):

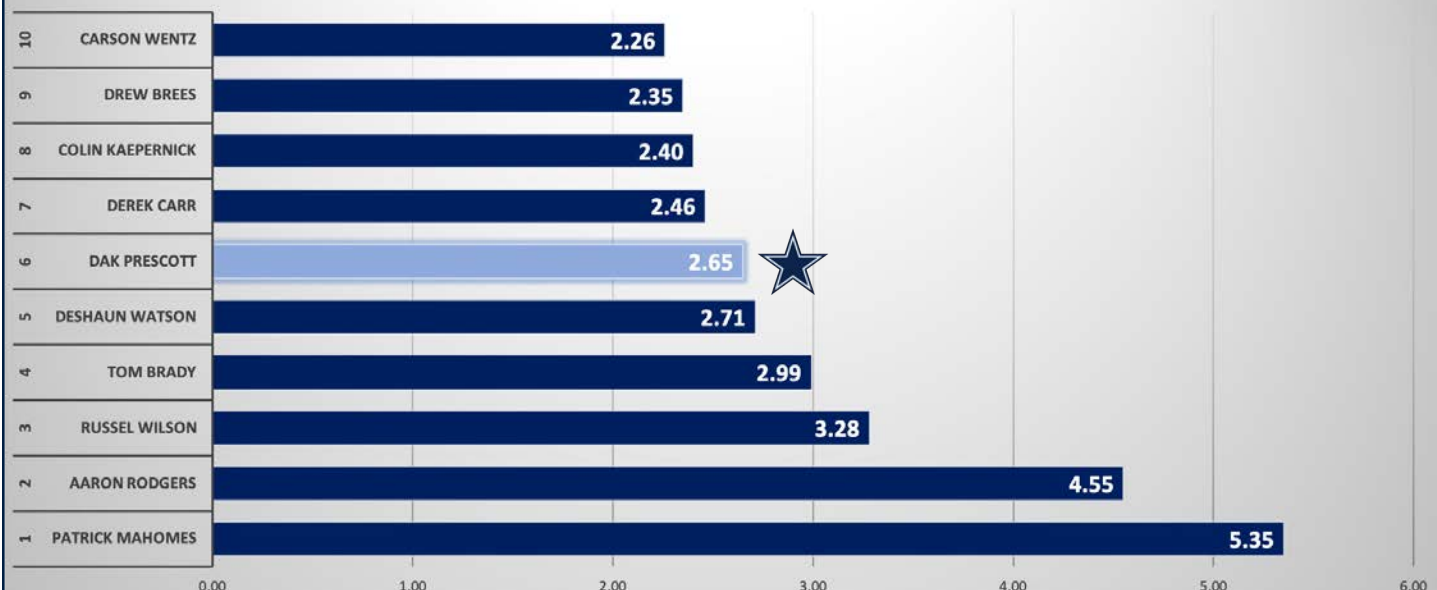
Player	Date/Opp	Yards
Danny White	LA Raiders, 10/23/83	15
Danny White	Cle, 9/22/85	12
Dak Prescott	NYG, 10/11/20	11

White is one-of-two pure quarterbacks all-time to have multiple touchdown catches in a career, joining Jim McMahon.

★ TOUCHDOWN-TO-INTERCEPTION RATIO ★

Dak Prescott has shown prolific decision making in the young stages of his career, throwing only 40 interceptions against 106 touchdown passes. Prescott also knows when to tuck the ball and attack with his legs, scoring an additional 24 touchdowns on the ground in his five NFL seasons. Among all qualifying quarterbacks (1,500 pass attempts), Prescott ranks sixth all-time with a 2.65 touchdown/interception ratio, and he is one-of-five quarterbacks to record 40-or-fewer interceptions on at least 1,500 pass attempts (2,293 att., 40 int.), joining Colin Kaepernick (1,692 att., 30 int.), Brian Hoyer (1,501 att., 35 int.), Deshaun Watson (1,605 att., 35 int.) and Patrick Mahomes (1,562 att., 20 int.).

HIGHEST TD/INT RATIO IN NFL HISTORY





18

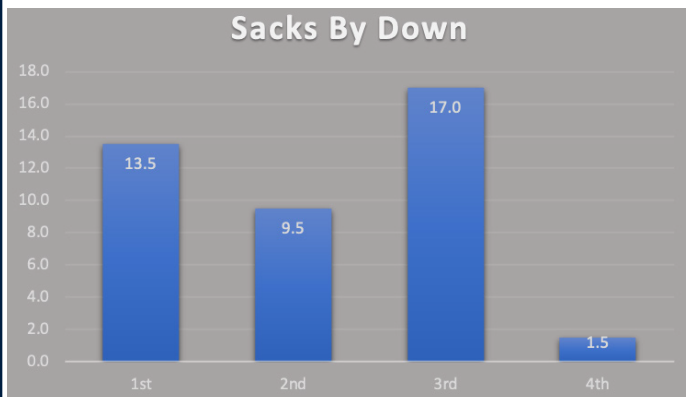
DeMarcus Lawrence has been a key cog in the Cowboys run defense, and in 2019 he finished with a run stop percentage of 9.8% (21 run stops on 214 run snaps), per PFF. In 2020, Lawrence has the third-most run stops (18) among all defensive linemen on 158 run snaps (11.4%).

★ TANK ROLLING OVER QBS ★

DeMarcus Lawrence has recorded 43.5 sacks in the regular season, with his most coming against Kirk Cousins (5.5). Below is a breakdown of his sacks by quarterback and by down:

Player	Sacks	Player	Sacks
Kirk Cousins	5.5	Drew Brees	1.0
Eli Manning	4.0	Teddy Bridgewater	1.0
Carson Palmer	3.0	Ryan Fitzpatrick	1.0
Matthew Stafford	3.0	Jared Goff	1.0
Matt Ryan	2.5	Marcus Mariota	1.0
Aaron Rodgers	2.0	Cam Newton	1.0
Trevor Siemien	2.0	Ben Roethlisberger	1.0
Jameis Winston	2.0	Alex Smith	1.0
Daniel Jones	2.0	Ryan Tannehill	1.0
Carson Wentz	2.0	Tyrod Taylor	1.0
Russell Wilson	1.5	Josh Rosen	1.0
Kyle Allen	1.0	Josh Allen	0.5
C.J. Beathard	1.0	Colt McCoy	0.5

Below is a look at Lawrence's career sacks by down:



★ BLITZ-CAST ★

The Dallas defense relied heavily on their defensive front to affect the opposing quarterback in 2019, blitzing on only 122 defensive snaps - a figure which ranked 24th in the NFL. Although they blitzed sparingly, the Cowboys were very efficient when they did send pressure, recording a sack on 11.6% or blitz attempts - the fourth-best sack percentage on blitz passing situations:

2019 NFL - Blitz Sack Percentage			
Team	Attempts	Sacks	Sack %
Buffalo	135	20	12.9%
San Francisco	108	15	12.2%
Indianapolis	106	14	11.7%
Dallas	122	16	11.6%
Philadelphia	121	15	11.0%

Below are the blitz percentages for defenses in 2020. Dallas has blitzed on 26.7% of opposing offenses' passing plays through 12 games in 2020, 22nd in the NFL:

Most Blitzes on Passes		Fewest Blitzes on Passes	
Team	Blitz %	Team	Blitz %
Miami	42.5%	LA Chargers	18.8%
Arizona	41.9%	Indianapolis	19.6%
Pittsburgh	41.6%	Las Vegas	21.2%
N.Y. Jets	41.5%	Detroit	22.9%
Baltimore	40.5%	Chicago	22.9%

The Cowboys are blitzing the most on third downs in 2020 - at 36.6% of opponent third down tries - and have been one of the most conservative defenses when blitzing on first down this year, on only 18.5% of first downs (27th in the NFL):

First Down	Second Down	Third Down	Fourth Down
(19.9%)	(26.2%)	(36.4%)	(33.3%)
Rank: 27th	Rank: 20th	Rank: t-17th	Rank: t-20th

★ SACK LUNCH ★

Dallas has recorded 22.0 sacks in 2020 - tied for 18th in the league - and has been effective at utilizing the blitz to generate pressure on opposing quarterbacks.

The Cowboys have recorded 12.0 sacks on blitz passing situations in 2020 - a sack percentage of 11.65 that ranks first in the NFL:

Highest Defensive Blitz Sack Percentage in 2020				
Team	Pass Att	Drpbks	Sacks	Sack %
Dallas	91	103	12.0	11.65%
Buffalo	131	148	17.0	11.49%
Pittsburgh	162	183	21.0	11.48%
Chicago	85	96	11.0	11.46%
Indianapolis	62	69	7.0	10.14%
LA Rams	114	126	12.0	9.52%
Philadelphia	67	74	7.0	9.46%
Tampa Bay	185	204	19.0	9.31%
Houston	137	150	13.0	8.67%
Baltimore	162	177	15.0	8.47%

★ PRESSURE PLAYERS ★

Below is how Cowboys defenders have affected opposing quarterbacks in 2020, via PFF:

Pass Rush				
Player	Snaps	Sacks	Prsr	Prsr%
Aldon Smith	294	5.0	39	13.3%
DeMarcus Lawrence	265	4.5	36	13.6%
Tyrone Crawford	190	0.0	16	8.4%
Randy Gregory	76	2.0	15	19.7%
Trysten Hill	100	0.0	9	9.0%
Dorance Armstrong	90	0.0	6	6.7%
Joe Thomas	17	0.0	5	29.4%
Neville Gallimore	112	0.0	5	4.5%
Xavier Woods	7	0.0	4	57.1%
Jaylon Smith	49	1.5	4	8.2%
Justin Hamilton	54	0.0	3	5.5%
Antwaun Woods	173	1.0	2	1.2%
Anthony Brown	3	1.0	2	66.7%

DeMarcus Lawrence has found his rhythm in the last few weeks, recording 3.5 sacks in the past six games after recording only 1.0 in the first six games of 2020.



19.5

Aldon Smith recorded 19.5 sacks in 2012 - his second NFL season - which is tied for the 13th-highest single-season number in league history.

★ SACK ATTACK ★

Aldon Smith has 5.0 quarterback sacks this year, but he has been more effective at applying pressure on opposing passers than his sack numbers suggest as he ranks 13th with a pressure on 14.1% of his rush snaps among edge defenders*:

Pass Rush

Player	Team	Snaps	Prsr	Prsr%
Joey Bosa	LAC	288	56	19.4%
T.J. Watt	Pit	369	64	17.3%
Romeo Okwara	Det	296	49	16.6%
Jerry Hughes	Buf	289	46	15.9%
Shaquil Barrett	TB	379	59	15.6%
Brandon Graham	Phi	297	43	14.5%
Emmanuel Ogbah	Mia	367	53	14.4%
Markus Golden	Ari	236	34	14.4%
Kerry Hyder	SF	295	42	14.2%
Trey Hendrickson	NO	282	40	14.2%
Brian Burns	Car	325	46	14.1%
Bradley Chubb	Den	339	47	13.9%
Chase Winovich	NE	260	36	13.9%
DeMarcus Lawrence	Dal	265	36	13.9%
Aldon Smith	Dal	294	39	13.3%

*stats via PFF, min 200 rush snaps

★ POINTS OFF TAKEAWAYS ★

NFL teams have turned the ball over 499 times, and their opponents have scored 311 times for 1,702 points off those takeaways - a scoring efficiency of 62.3% on drives after takeaways.

Most Points Allowed Off Turnovers - 2020 NFL

Team	Turnovers	Scores	Points	Score%
Dallas	24	20	120	83.3%
Denver	28	17	86	60.7%
Minnesota	20	16	83	80.0%
San Francisco	21	15	76	71.4%
LA Rams	19	13	75	68.4%

Fewest Points Allowed Off Turnovers - 2020 NFL

Team	Turnovers	Scores	Points	Score%
Atlanta	11	5	23	45.5%
Pittsburgh	10	6	26	60.0%
Kansas City	7	5	26	71.4%
Miami	14	4	28	28.6%
Tennessee	7	5	29	71.4%



64

Trevon Diggs was targeted 64 times in nine games by opposing quarterbacks before his foot injury - the most of any defender in the league. He allowed a reception on only 57.8% of those targets, and recorded 10 pass breakups and two interceptions.

★ CAN YOU DIGG(S) IT? ★

Trevon Diggs intercepted two passes at Philadelphia (11/1) - his first career interceptions and the first interceptions by a Dallas defender since Week 1 at the LA Rams (9/13). It was the first time the Cowboys had a rookie defender record multiple interceptions since Sean Lee (12/5/10 at Indianapolis), and the 14th time overall:

Cowboys Rookie Defenders with Multiple INTs in a Game

Player	Date/Opp	INTs
Terence Newman	12/14/03 at Was	3
Trevon Diggs	11/1/20 at Phi	2
Sean Lee	12/5/10 at Ind	2
Derek Ross	11/3/02 at Det	2
Everson Walls	11/9/81 vs. Buf	2
Everson Walls	10/25/81 vs. Mia	2
Everson Walls	10/18/81 vs. LAR	2
Everson Walls	9/21/81 at NE	2
Anthony Dickerson	10/12/80 vs. SF	2
Charlie Waters	12/20/70 vs. Hou	2
Cliff Harris	9/27/70 vs. NYG	2
Mel Renfro	11/1/64 at Chi	2
Lee Roy Jordan	10/27/63 at Pit	2
Mike Gaechter	12/9/62 at Stl	2

★ NO YAC FOR YOU ★

Dallas has allowed the fourth-fewest yards after the catch in 2020, relenting 1,128 YAC on 224 opponent completions:

Team	Opp Com	YAC	YAC/Rec
LA Chargers	251	997	4.2
Pittsburgh	229	1,093	5.0
New Orleans	245	1,097	4.7
Dallas	224	1,128	5.4
Washington	255	1,173	4.7



7 Greg Zuerlein connected on seven field goals against Dallas (10/1/17) - setting a career-best that is tied for the second-most makes in a single-game in NFL history. It is also the seventh time a kicker has attempted at least seven field goals and converted 100% of them in a single-game.

★ POINT PERSON ★

Since he entered the league in 2012, Zuerlein has scored 953 points, the seventh-most in the league:

Player	FGA	FGM	FG%	PAT	Pts
Justin Tucker	315	286	90.8%	333	1,191
Stephen Gostkowski	285	249	87.4%	399	1,146
Matt Prater	267	227	85.0%	353	1,034
Mason Crosby	255	212	83.1%	375	1,011
Dan Bailey	246	214	87.0%	334	976
Stephen Hauschka	258	223	86.4%	286	955
Greg Zuerlein	273	223	81.7%	284	953
Adam Vinatieri	248	212	85.5%	285	921
Robbie Gould	240	211	87.9%	280	913
Matt Bryant	226	197	87.2%	287	878

In 2017 Zuerlein recorded one of the most prolific scoring seasons in NFL history, registering 158 points for the LA Rams in just 14 games played. His point total is tied for the 10th-highest single-season total in NFL history, and is the seventh-highest by a kicker:

Player	Season	TD	FG	PAT	Pts	Pts/G
LaDainian Tomlinson	2006	31	0	0	186	11.6
Paul Hornung	1960	15	15	41	176	14.7
Shaun Alexander	2005	28	0	0	168	10.5
David Akers	2011	0	44	34	166	10.4
Gary Anderson	1998	0	35	59	164	10.3
Jeff Wilkins	2003	0	39	46	163	10.2
Priest Holmes	2003	27	0	0	162	10.1
Mark Moseley	1983	0	33	62	161	10.1
Marshall Faulk	2000	26	0	0	160	11.4
Greg Zuerlein	2017	0	38	44	158	11.3
Stephen Gostkowski	2013	0	38	44	158	9.9
Matt Bryant	2016	0	34	56	158	9.9

★ GREG THE LEG ★

Greg Zuerlein has attempted 61 field goals of 50-or-more yards since he entered the league in 2012 - tied for the most in the NFL over that span:

Player	50+ FGA	50+ FGM	50+ FG%
Matt Prater	61	45	73.8%
Greg Zuerlein	61	34	55.7%
Justin Tucker	58	41	70.7%
Matt Bryant	47	34	72.3%
Adam Vinatieri	47	33	70.2%

Zuerlein is 1-6 from 50-plus in 2020, and he is 22-of-28 on all his field goal attempts.

★ ZUERLEIN'S CLUTCH KICKS ★

Greg Zuerlein clinched the Cowboys come-from-behind victory in Week 2 against Atlanta with a game-winning 46-yard field goal as time expired. The kick was Zuerlein's ninth game-winning kick, eighth regular season game-winner, and his first as a Cowboy. He followed that up with his 10th game-winning kick in Week 5 against the Giants, capping a five-play, 72-yard drive with a 34-yard field goal to seal the comeback victory:

Season	Date/Opp	Distance
2020	10/11/20 vs. N.Y. Giants	34 yards
2020	9/20/20 vs. Atlanta	46 yards
2018*	1/20/19 at New Orleans	57 yards
2018	10/28/18 vs. Green Bay	43 yards
2016	11/13/16 at NY Jets	34 yards
2015	9/13/15 vs. Seattle	37 yards
2014	11/2/14 at San Francisco	39 yards
2014	9/14/14 at Tampa Bay	38 yards
2013	9/8/13 vs. Arizona	48 yards
2012	12/12/12 vs. San Francisco	54 yards

*NFC Conference Championship Game

Zuerlein's 57-yard game-winning kick in the NFC Conference Championship game in 2018 is the longest game-winning field goal in postseason history.

★ WATERMELON BALLS ★

The Cowboys improbable Week 2 comeback win over Atlanta wouldn't have been possible without Greg Zuerlein's "watermelon football" onside kick, a kick that sends the football spinning towards the receiving team. The Cowboys recovered the kick, a feat that has only happened 43 times out of 354 tries league-wide in the last five-plus seasons (12.1% probability from 2015-20):

Season	Onside Kick	Recoveries	Recov.%
2020	54	3	5.6%
2019	62	8	12.9%
2018	52	4	7.7%
2017	56	12	21.4%
2016	62	7	11.3%
2015	68	10	14.7%
Totals	354	43	12.1%

★ POLAR RETURNS ★

The Cowboys have forced their opponent's hand in the punt return game in 2020, allowing only 10 punt returns (third-fewest) and forcing the third-most fair catches in the league (19) on 32 punts:

Fewest Opponent Punt Returns - NFL 2020					
Team	Punts	Opp Ret	Ret%	FC	FC%
New England	34	7	20.6%	14	41.2%
Las Vegas	30	9	30.0%	13	40.0%
Kansas City	36	10	27.8%	12	33.3%
Dallas	32	10	31.3%	19	59.4%
New Orleans	45	12	26.7%	25	55.6%
Buffalo	29	12	41.4%	5	17.2%

Conversely, Dallas is forcing its opponents to return the ball on kickoffs, recording a touchback percentage of 67.2% (41-of-61 kickoffs) - the 11th ranked percentage in the league.

2020 DALLAS COWBOYS STATISTICS

WON 3, LOST 9

9/13	L	17-20	at L.A. Rams	
9/20	W	40-39	Atlanta	21,708
9/27	L	31-38	at Seattle	
10/4	L	38-49	Cleveland	25,021
10/11	W	37-34	N.Y. Giants	25,147
10/19	L	10-38	Arizona	25,174
10/25	L	3-25	at Washington	
11/1	L	9-23	at Philadelphia	
11/8	L	19-24	Pittsburgh	31,700
11/22	W	31-28	at Minnesota	
11/26	L	16-41	Washington	30,048
12/8	L	17-34	at Baltimore	

2020 TEAM STATISTICS

	DAL	OPP.
FIRST DOWNS	292	267
Rushing	92	113
Passing	179	127
Penalty	21	27
Third Down-Made/Att	64/159	76/154
Third Down Efficiency	40.3%	49.4%
Fourth Down-Made/Att	15/29	7/14
Fourth Down Efficiency	51.7%	50.0%
TOTAL NET YARDS	4,566	4,603
Avg. Per Game	380.5	383.6
Total Plays	859	777
Avg. Per Play	5.3	5.9
NET YARDS RUSHING	1,341	2,014
Avg. Per Game	111.8	167.8
Total Rushes	322	387
Avg. Per Rush	4.2	5.2
NET YARDS PASSING	3,225	2,589
Avg. Per Game	268.8	215.8
Sacked/Yards Lost	32/259	22/119
Gross Yards	3,484	2,708
Attempts/Completions	505/326	368/236
Pct. of Completion	64.6%	64.1%
Had Intercepted	11	5
PUNTS/AVERAGE	32/43.8	38/46.7
Net Punting Average	41.4	39.0
PUNT RETURN/AVG.	22/7.4	10/5.5
KICKOFF RETURN/AVG.	27/24.9	20/20.8
INTERCEPTION RETURN/AVG.	5/15.8	11/6.5
PENALTIES/YARDS	75/630	66/509
FUMBLES/BALL LOST	19/13	10/6
TOUCHDOWNS	29	47
Rushing	10	17
Passing	18	27
Returns	1	3
EXTRA POINTS/ATTEMPTS	20/23	37/39
TWO POINT CONVERSION/ATT.	4/6	4/8
FIELD GOALS/ATTEMPTS	22/28	20/23
AVG. TIME OF POSSESSION	28:22	31:38

SCORE BY PERIODS	Q1	Q2	Q3	Q4	OT	PTS
TEAM	47	97	40	84	0	268
OPPONENTS	94	122	59	118	0	393

SCORING	TD	RU	PA	RT	PAT	FG	2PT	S	PTS
G. Zuerlein	0	0	0	0	20/23	22/28	0	0	86
E. Elliott	7	5	2	0	0/0	0/0	1	0	44
A. Cooper	4	0	4	0	0/0	0/0	1	0	26
C. Lamb	4	0	4	0	0/0	0/0	1	0	26
D. Prescott	4	3	1	0	0/0	0/0	1	0	26
D. Schultz	3	0	3	0	0/0	0/0	0	0	18
M. Gallup	2	0	2	0	0/0	0/0	0	0	12
T. Pollard	2	2	0	0	0/0	0/0	0	0	12
C. Wilson	2	0	2	0	0/0	0/0	0	0	12
A. Brown	1	0	0	1	0/0	0/0	0	0	6
TEAM	29	10	18	1	20/23	22/28	4	0	268
OPPONENTS	47	17	27	3	37/39	20/23	4	2	393

2-Pt Conv: E. Elliott 1, E. Elliott 0, A. Cooper 1, D. Prescott 1, C. Lamb 1, TM 4-6, OPP 4-8

RUSHING	NO.	YDS	AVG	LONG	TD
E. Elliott	199	784	3.9	24	5
T. Pollard	64	300	4.7	42t	2
D. Prescott	18	93	5.2	12	3
C. Lamb	7	45	6.4	19	0
A. Dalton	13	44	3.4	11	0
G. Gilbert	3	28	9.3	15	0
B. DiNucci	6	22	3.7	10	0
A. Cooper	4	21	5.3	10	0
R. Dowdle	3	13	4.3	7	0
D. Thompson	1	3	3.0	3	0
C. Jones	1	0	0.0	0	0
C. Wilson	3	-12	-4.0	-1	0
TEAM	322	1,341	4.2	42t	10
OPPONENTS	387	2,014	5.2	69t	17

RECEIVING	NO.	YDS	AVG	LONG	TD
A. Cooper	76	891	11.7	58	4
C. Lamb	59	696	11.8	43t	4
M. Gallup	44	624	14.2	52	2
D. Schultz	48	476	9.9	28	3
E. Elliott	43	274	6.4	19t	2
C. Wilson	16	186	11.6	42t	2
N. Brown	13	141	10.8	20	0
T. Pollard	16	94	5.9	18	0
B. Bell	8	82	10.3	24	0
B. Jarwin	1	12	12.0	12	0
D. Prescott	1	11	11.0	11t	1
C. Goodwin	0	0	0.0	0	0
A. Dalton	1	-3	-3.0	-3	0
TEAM	326	3,484	10.7	58	18
OPPONENTS	236	2,708	11.5	80t	27

INTERCEPTIONS	NO.	YDS	AVG	LONG	TD
T. Diggs	2	33	16.5	33	0
J. Smith	1	43	43.0	43	0
D. Thompson	1	3	3.0	3	0
C. Awuzie	1	0	0.0	0	0
TEAM	5	79	15.8	43	0
OPPONENTS	11	72	6.5	46t	2

FUMBLES	FUM	LST	FF	REC	TD
E. Elliott	6	5	0	2	0
D. Prescott	3	3	0	0	0
B. DiNucci	4	2	0	0	0
A. Dalton	2	1	0	0	0
D. Schultz	1	1	0	1	0
C. Lamb	2	1	0	1	0
L. Ladouceur	1	0	0	0	0
T. Steele	0	0	0	1	0
TEAM	19	13	0	5	0
OPPONENTS	10	6	0	0	0

PUNTING	NO.	YDS	AVG	NET	TB	IN	LG	B
C. Jones	24	1,022	42.6	40.2	1	5	54	0
H. Niswander	8	378	47.3	45.0	0	4	58	0
TEAM	32	1,400	43.8	41.4	1	9	58	0
OPPONENTS	38	1,776	46.7	39.0	3	14	67	0

PUNT RETURNS	RET	FC	YDS	AVG	LONG	TD
C. Lamb	18	5	152	8.4	27	0
C. Wilson	4	3	10	2.5	6	0
TEAM	22	8	162	7.4	27	0
OPPONENTS	10	19	55	5.5	22	0

KICKOFF RETURNS	NO.	YDS	AVG	LONG	TD
T. Pollard	26	608	23.4	67	0
R. Dowdle	1	64	64.0	64	0
TEAM	27	672	24.9	67	0
OPPONENTS	20	415	20.8	32	0

FIELD GOALS	1-19	20-29	30-39	40-49	50+
G. Zuerlein	1/1	2/2	9/9	9/10	1/6
TEAM	1/1	2/2	9/9	9/10	1/6
OPPONENTS	0/0	5/6	7/8	4/5	4/4

G. Zuerlein: (53WR, 33) (33, 46) (43, 42) () (24, 40, 34) (34, 58WR) (45) (49, 49, 59, 52WR) (38, 44, 45, 39) (19) (33, 32, 28) (31, 40WR, 53WL, 52WR)

OPP: (29LU, 35, 31) (42, 27, 41, 32) () (37, 44) (55, 50, 54, 28) (26) (30, 44WR) () (59, 43) () (23, 36) (36WL, 35, 22)

PASSING	ATT	CMP	YDS	CMP%	YDS/ATT	TD	TD%	INT	INT%	LONG	SACK/LOST	RATING
D. Prescott	222	151	1,856	68.0	8.4	9	4.1	4	1.8	58	10/66	99.6
A. Dalton	200	130	1,155	65.0	5.8	7	3.5	6	3.0	54t	12/93	79.5
B. DiNucci	43	23	219	53.5	5.1	0	0.0	0	0.0	32	7/73	67.9
G. Gilbert	38	21	243	55.3	6.4	1	2.6	1	2.6	32	2/23	72.6
C. Wilson	1	1	11	100.0	11.0	1	100.0	0	0.0	11t	0/0	152.1
C. Jones	1	0	0	0.0	0.0	0	0.0	0	0.0	0	0/0	39.6
C. Lamb	0	0	0	---	---	0	---	0	---	---	1/4	---
TEAM	505	326	3,484	64.6	6.9	18	3.6	11	2.2	58	32/259	87.4
OPPONENTS	368	236	2,708	64.1	7.4	27	7.3	5	1.4	80t	22/119	105.0

2020 DALLAS COWBOYS DEFENSIVE STATS

RNK	PLAYER	S	AST	TOTAL	SACKS/YDS	TFL/YDS	QBPR	FR	FF	INT/YDS	PD
1.	J. Smith	71	45	116	1.5/-1.5	5/-13	4			1/43	4
2.	X. Woods	52	20	72		1/-2	2				2
3.	L. Vander Esch	32	26	58	1.0/-10.0	1/-1			1		
4.	T. Diggs	37	10	47	1.0/0.0				1	2/33	10
5.	D. Wilson	35	12	47	2.5/-15.0		1	2	3		1
6.	A. Smith	34	12	46	5.0/-16.0	2/-2	24				3
7.	J. Thomas	27	13	40		3/-6	6				2
8.	D. Lawrence	25	14	39	4.5/-31.0	5/-15	27	1	2		2
9.	J. Lewis	32	6	38		4/-5					1
10.	D. Thompson	26	12	38			1			1/3	1
11.	A. Woods	12	16	28	1.0/-10.0		2				
12.	D. Armstrong	21	4	25		1/-2	3	1			
13.	C. Awuzie	17	7	24						1/0	3
14.	A. Brown	21	2	23	1.0/-11.0		1	1			1
15.	E. Griffen	12	9	21	2.5/-8.0	1/-2	14				1
16.	N. Gallimore	7	9	16		2/-5	7				
17.	T. Hill	8	6	14		1/-2	5				
18.	D. Worley	12	1	13							1
19.	R. Robinson	9	3	12							
20.	T. Crawford	9	2	11			10				
21.	D. Poe	3	6	9			1				
22.	R. Gregory	7	1	8	2.0/-16.0	1/-4	8				
23.	S. Lee	4	3	7			1				
24.	J. Hamilton	4	1	5			1				
25.	S. Parker	3	2	5							
26.	E. Ankou	1	1	2							
27.	B. Carr	1	0	1							
28.	B. Anae	0	1	1			1				
	F. Bernard	0	1	1							

Ast=Assist, TFL=Tackle for a Loss, QBPR=Pressures, INT=Interception, FR=Fumble Recovery, FF=Forced Fumble, PD=Pass Defense

2020 COWBOYS SPECIAL TEAMS						
RNK	PLAYER	S	A	TOT	FF	FR
1.	Goodwin, C.J.	8	0	8		
2.	Wilson, Donovan	6	0	6		
3.	Gifford, Luke	4	0	4		
	March, Justin	4	0	4		
5.	Thomas, Joe	3	0	3		
6.	Brown, Noah	2	0	2		
7.	Parker, Steven	1	1	2		
8.	Armstrong, Dorance	1	0	1		
	Bernard, Francis	1	0	1		
	Pollard, Tony	1	0	1		
	Thompson, Darian	1	0	1		
	Turner, Malik	1	0	1		
	Wilson, Cedrick	1	0	1	1	
14.	Crawford, Tyrone	0	0	0		1

DEFENSIVE STATS BY RANK							
PRESSURES		SACKS		TACKLES FOR LOSS		INTERCEPTIONS	
PLAYER	NO	PLAYER	NO	PLAYER	NO	PLAYER	NO
1. D. Lawrence	27	1. A. Smith	5.0	1. D. Lawrence	5	1. T. Diggs	2
2. A. Smith	24	2. D. Lawrence	4.5	J. Smith	5	2. C. Awuzie	1
3. E. Griffen	14	3. E. Griffen	2.5	3. J. Lewis	4	J. Smith	1
4. T. Crawford	10	D. Wilson	2.5	4. J. Thomas	3	D. Thompson	1
5. R. Gregory	8	5. R. Gregory	2.0	5. N. Gallimore	2		

FORCED FUMBLES		FUMBLE RECOVERIES		PASSES DEFENSED	
PLAYER	NO	PLAYER	NO	PLAYER	NO
1. D. Wilson	3	1. D. Wilson	2	1. T. Diggs	10
2. D. Lawrence	2	2. D. Armstrong	1	2. J. Smith	4
3. T. Diggs	1	A. Brown	1	3. C. Awuzie	3
L. Vander Esch	1	D. Lawrence	1	A. Smith	3
				5. D. Lawrence	2

2020 DALLAS COWBOYS UNOFFICIAL DEPTH CHART

(As of December 9, 2020)

OFFENSE

WR	19 Amari Cooper	85 Noah Brown	
LT	75 Cameron Erving	69 Brandon Knight	
LG	52 Connor Williams		
C	73 Joe Looney	51 Adam Redmond	
RG	66 Connor McGovern		
RT	78 Terence Steele	64 Greg Senat	
TE	86 Dalton Schultz	80 Blake Bell	84 Sean McKeon
WR	88 CeeDee Lamb	17 Malik Turner	
WR	13 Michael Gallup	11 Cedrick Wilson	
QB	14 Andy Dalton	3 Garrett Gilbert	7 Ben DiNucci
RB	21 Ezekiel Elliott	20 Tony Pollard	34 Rico Dowdle

DEFENSE

DE	90 DeMarcus Lawrence	92 Dorance Armstrong	97 Ron'Dell Carter
DT	96 Neville Gallimore	79 Justin Hamilton	
DT	99 Antwaun Woods	98 Tyrone Crawford	95 Eli Ankou
DE	58 Aldon Smith	94 Randy Gregory	56 Bradlee Anae
MLB	55 Leighton Vander Esch	50 Sean Lee	44 Francis Bernard
WLB	54 Jaylon Smith	48 Joe Thomas	59 Justin March
CB	24 Chidobe Awuzie	33 Deante Burton	
CB	26 Jourdan Lewis		
CB	30 Anthony Brown	28 Rashard Robinson	29 C.J. Goodwin
S	37 Donovan Wilson	23 Darian Thompson	
S	25 Xavier Woods	41 Reggie Robinson	

SPECIALISTS

P	1 Hunter Niswander	
K	2 Greg Zuerlein	
LS	91 Louis-Philippe Ladouceur	
H	1 Hunter Niswander	
KR	20 Tony Pollard	11 Cedrick Wilson
PR	88 CeeDee Lamb	11 Cedrick Wilson

PRONUNCIATION GUIDE

Bradlee Anae	uh-NYE	Sean McKeon	muh-CUE-in
Eli Ankou	el-EE ON-koo	Hunter Niswander	NICE-wander
Dorance Armstrong	DOOR-intz	Greg Senat	seh-NOT
Chidobe Awuzie	CHI-doh-bay ah-WUZ-yeh	Malik Turner	muh-LEEK
Ben DiNucci	dih-NEW-chee	Xavier Woods	ECK-zay-vee-er
Rico Dowdle	DOWD-ill	Greg Zuerlein	ZURR-line
Louis-Philippe Ladouceur	LAH-doo-sahr		

COACHING STAFF

HEAD COACH: Mike McCarthy

ASSISTANTS: Jeff Blasko (Assistant Offensive Line), Matt Daniels (Assistant Special Teams), Rob Davis (Assistant Head Coach), George Edwards (Senior Defensive Assistant), John Fassel (Special Teams Coordinator), Ryan Feder (Quality Control Analytics), Al Harris (Defensive Backs), Chase Haslett (Quality Control/Offense), Adam Henry (Wide Receivers), Leon Lett (Assistant Defensive Line), Maurice Linguist (Defensive Backs), Cannon Matthews (Quality Control/Defense), Scott McCurley (Linebackers), Kellen Moore (Offensive Coordinator), Harold Nash (Assistant Strength & Conditioning), Mike Nolan (Defensive Coordinator), Doug Nussmeier (Quarterbacks), Markus Paul (Strength & Conditioning Coordinator), Skip Peete (Running Backs), Joe Philbin (Offensive Line), Justin Rudd (Video/Analytics), Eric Simonelli (Quality Control Analytics), Kendall Smith (Assistant Strength & Conditioning), Scott Tolzien (Offensive Assistant), Jim Tomsula (Defensive Line), Kyle Valero (Quality Control Analytics), Lunda Wells (Tight Ends).

2020 DALLAS COWBOYS ALPHABETICAL ROSTER

NO.	NAME	POS.	HT.	WT.	DOB	EXP.	COLLEGE	HOMETOWN
56	Anae, Bradlee	DE	6-3	260	1/17/1998	R	Utah	Laie, Hawaii
95	Ankou, Eli	DT	6-3	325	6/8/1994	4	UCLA	Ontario, Canada
92	Armstrong, Dorance	DE	6-4	260	6/10/1997	3	Kansas	Houston, Texas
24	Awuzie, Chidobe	CB	6-0	203	5/24/1995	4	Colorado	San Jose, Calif.
80	Bell, Blake	TE	6-6	260	8/7/1991	6	Oklahoma	Wichita, Kan.
44	Bernard, Francis	LB	6-0	242	4/8/1995	R	Utah	Herriman, Utah
30	Brown, Anthony	CB	5-11	188	12/16/1993	5	Purdue	Tampa, Fla.
85	Brown, Noah	WR	6-2	215	1/6/1996	4	Ohio State	Flanders,, N.J.
33	Burton, Deante	CB	6-2	210	7/12/1994	3	Kansas State	Manhattan, KS
97	Carter, Ron'Dell	DE	6-3	270	7/3/1997	R	James Madison	Federal Way, Wash.
19	Cooper, Amari	WR	6-1	225	6/17/1994	6	Alabama	Miami, Fla.
98	Crawford, Tyrone	DL	6-4	285	11/22/1989	9	Boise State	Windsor, Ontario
14	Dalton, Andy	QB	6-2	220	10/29/1987	10	Texas Christian	Katy, Texas
7	DiNucci, Ben	QB	6-2	215	11/24/1996	R	James Madison	Wexford, PA
34	Dowdle, Rico	RB	5-11	215	6/14/1998	R	South Carolina	Asheville, N.C.
21	Elliott, Ezekiel	RB	6-0	228	7/22/1995	5	Ohio State	St. Louis, Mo.
75	Erving, Cameron	T	6-5	305	8/23/1992	6	Florida State	Moultrie, Ga.
96	Gallimore, Neville	DT	6-2	307	1/17/1997	R	Oklahoma	Ottawa, Ontario
13	Gallup, Michael	WR	6-1	205	3/4/1996	3	Colorado State	Monroe, Ga.
3	Gilbert, Garrett	QB	6-4	230	7/1/1991	3	Southern Methodist	Austin, Texas
29	Goodwin, C.J.	CB	6-3	187	2/4/1990	5	California (PA)	Wheeling, W.V.
94	Gregory, Randy	DE	6-5	260	11/23/1992	3	Nebraska	Jacksonville, Fla.
79	Hamilton, Justin	DT	6-2	315	7/27/1993	2	Louisiana-Lafayette	Natchez, Miss.
69	Knight, Brandon	T	6-4	315	4/1/1997	2	Indiana	Noblesville, Ind.
91	Ladouceur, Louis-Philippe	LS	6-5	256	3/13/1981	16	California	Pointe-Claire, Quebec
88	Lamb, CeeDee	WR	6-2	200	4/8/1999	R	Oklahoma	Richmond, Texas
90	Lawrence, DeMarcus	DE	6-3	250	4/28/1992	7	Boise State	Aiken, S.C.
50	Lee, Sean	LB	6-2	245	7/22/1986	11	Penn State	Pittsburgh, Pa.
26	Lewis, Jourdan	CB	5-10	186	8/31/1995	4	Michigan	Detroit Mich.
73	Looney, Joe	C	6-3	310	8/31/1990	9	Wake Forest	Lake Worth, Fla.
59	March, Justin	LB	5-11	228	7/5/1993	6	Akron	Danville, Ill.
66	McGovern, Connor	G	6-5	315	11/3/1997	2	Penn State	Larksville, Pa.
84	McKeon, Sean	TE	6-3	255	12/28/1997	R	Michigan	Dudley, Mass.
1	Niswander, Hunter	P	6-4	243	11/26/1994	1	Northwestern	Peninsula, Ohio
20	Pollard, Tony	RB	6-0	210	4/30/1997	2	Memphis	Memphis, Tenn.
51	Redmond, Adam	C	6-6	306	5/19/1993	3	Harvard	Strongsville, Ohio
28	Robinson, Rashard	CB	6-2	177	7/23/1995	4	LSU	Pompano Beach, Fla.
41	Robinson, Reggie	S	6-1	200	4/14/1997	R	Tulsa	Cleburne, Texas
86	Schultz, Dalton	TE	6-5	255	7/11/1996	3	Stanford	South Jordan, Utah
64	Senat, Greg	T	6-6	305	9/8/1994	3	Wagner	Elmont, N.Y.
58	Smith, Aldon	DE	6-4	280	9/25/1989	6	Missouri	Raytown, Mo.
54	Smith, Jaylon	LB	6-2	240	6/14/1995	4	Notre Dame	Fort Wayne, Ind.
78	Steele, Terence	T	6-6	320	6/4/1997	R	Texas Tech	Cibolo, Texas
48	Thomas, Joe	LB	6-1	230	5/6/1991	6	South Carolina State	Blackville, S.C.
23	Thompson, Darian	S	6-2	212	9/22/1993	5	Boise State	Lancaster, Calif.
17	Turner, Malik	WR	6-2	202	1/30/1996	3	Illinois	Springfield, Ill.
55	Vander Esch, Leighton	LB	6-4	255	2/8/1996	3	Boise State	Riggins, Idaho
52	Williams, Connor	G	6-5	320	5/12/1997	3	Texas	Coppell, Texas
11	Wilson, Cedrick	WR	6-2	195	11/20/1995	3	Boise State	Memphis, Tenn.
37	Wilson, Donovan	S	6-0	200	2/21/1995	2	Texas A&M	Shreveport, La.
99	Woods, Antwaun	DT	6-1	310	1/3/1993	3	Southern California	Los Angeles, Calif.
25	Woods, Xavier	S	5-11	212	7/26/1995	4	Louisiana Tech	Monroe, La.
2	Zuerlein, Greg	K	6-0	195	12/27/1987	9	Missouri Western	Lincoln, Neb.
PRACTICE SQUAD								
60	Alarcon, Isaac	T	6-6	325	7/27/1998	R	Monterrey Tech	Monterrey, Mexico
76	Hamilton, Ladarius	DE	6-2	265	1/18/1998	R	North Texas	Corrigan, Texas
62	Henry, Marcus	C	6-3	305	2/11/1993	1	Boise State	Bellevue, Wash.
87	Hikutini, Cole	TE	6-4	245	6/11/1994	2	Louisville	Elk Grove, Calif.
81	Johnson, Jon'Vea	WR	6-0	195	12/23/1995	2	Toledo	Gary, Ind.
15	Lacy, Chris	WR	6-3	206	1/28/1996	2	Oklahoma State	DeSoto, Texas
68	Mills, Jordan	T	6-5	316	12/24/1990	8	Louisiana Tech	Thibodaux, La.
45	Olonilua, Sewo	FB	6-3	235	11/27/1997	R	Texas Christian	Kingwood, Texas
93	Palmore, Walter	NT	6-4	320	8/9/1996	1	Missouri	Columbus, Ga.
10	Rush, Cooper	QB	6-3	225	11/21/1993	3	Central Michigan	Charlotte, Mich.
67	Smith, Eric	T	6-4	308	9/2/1995	1	Virginia	Columbia, Ga.
32	Smith, Saivion	CB	6-1	190	11/5/1997	1	Alabama	St. Petersburg, Fla.
53	Speaks, Breeleand	DE	6-3	285	12/18/1995	3	Mississippi	Jackson, Miss.
61	Sweet, William	T	6-6	313	4/29/1997	1	North Carolina	Jacksonville, Fla.
31	Westry, Chris	CB	6-4	210	7/10/1997	2	Kentucky	Orange Park, Fla.
RESERVE/SUSPENDED								
57	Gifford, Luke	LB	6-3	245	8/28/1995	2	Nebraska	Lincoln, Neb.
RESERVE/INJURED								
63	Biadasz, Tyler	C	6-4	317	11/20/1997	R	Wisconsin	Amherst, Wisc.
71	Collins, La'el	T	6-4	323	7/26/1993	6	Louisiana State	Baton Rouge, La.
27	Diggs, Trevon	CB	6-1	203	9/20/1998	R	Alabama	Gaithersburg, Md.
72	Hill, Trysten	DT	6-3	305	3/25/1998	2	Central Florida	Lee, Fla.
65	Hyatt, Mitch	T	6-5	315	2/6/1997	1	Clemson	Suwanee, Ga.
89	Jarwin, Blake	TE	6-5	250	7/16/1994	4	Oklahoma State	Tuttle, Okla.
6	Jones, Chris	P	6-0	205	7/21/1989	9	Carson Newman	Rome, Ga.
43	Kamara, Azur	LB	6-3	245	9/26/1998	R	Kansas	Glendale, Ariz.
70	Martin, Zack	G	6-4	315	11/20/1990	7	Notre Dame	Indianapolis, Ind.
40	Parker, Steven	S	6-1	210	12/14/1995	2	Oklahoma	Tulsa, Okla.
4	Prescott, Dak	QB	6-2	235	7/29/1993	5	Mississippi State	Houghton, La.
77	Smith, Tyron	T	6-5	305	12/12/1990	10	Southern California	Moreno Valley, Calif.
PRACTICE SQUAD INJURED								
18	Parker, Aaron	WR	6-2	210	5/21/1998	R	Rhode Island	Brandywine, Md.


2020 DALLAS COWBOYS NUMERICAL ROSTER


NO.	NAME	POS.	HT.	WT.	AGE	EXP.	COLLEGE	HOW ACQ.	GP	GS	DNP	IA
1	Hunter Niswander	P	6-4	243	26	1	Northwestern	FA-'20	4	0	0	0
2	Greg Zuerlein	K	6-0	195	32	9	Missouri Western	UFA(LAR)-'20	12	0	0	0
3	Garrett Gilbert	QB	6-4	230	29	3	Southern Methodist	PS(Cle)-'20	1	1	4	2
7	Ben DiNucci	QB	6-2	215	24	R	James Madison	D7-'20	3	1	0	9
11	Cedrick Wilson	WR	6-2	195	25	3	Boise State	D6b-'18	12	0	0	0
13	Michael Gallup	WR	6-1	205	24	3	Colorado State	D3-'18	12	11	0	0
14	Andy Dalton	QB	6-2	220	33	10	Texas Christian	FA-'20	7	5	3	1
17	Malik Turner	WR	6-2	202	24	3	Illinois	W(GB)-'20	4	0	0	8
19	Amari Cooper	WR	6-1	225	26	6	Alabama	T(Oak)-'18	12	11	0	0
20	Tony Pollard	RB	6-0	210	23	2	Memphis	D4a-'19	12	1	0	0
21	Ezekiel Elliott	RB	6-0	228	25	5	Ohio State	D1-'16	12	12	0	0
23	Darian Thompson	S	6-2	212	27	5	Boise State	FA-'18	12	5	0	0
24	Chidobe Awuzie	CB	6-0	203	25	4	Colorado	D2-'17	5	5	0	0
25	Xavier Woods	S	5-11	212	25	4	Louisiana Tech	D6a-'17	12	12	0	0
26	Jourdan Lewis	CB	5-10	186	25	4	Michigan	D3-'17	11	10	0	1
28	Rashard Robinson	CB	6-2	177	25	4	LSU	FA-'20	3	2	0	0
29	C.J. Goodwin	CB	6-3	187	30	5	California (PA)	PS(Cin)-'18	12	0	0	0
30	Anthony Brown	CB	5-11	188	26	5	Purdue	D6a-'16	7	5	0	2
33	Deante Burton	CB	6-2	210	26	3	Kansas State	PS(Ind)-'19	3	0	0	0
34	Rico Dowdle	RB	5-11	215	22	R	South Carolina	UDFA-'20	11	0	1	0
37	Donovan Wilson	S	6-0	200	25	2	Texas A&M	D6-'19	11	7	0	1
41	Reggie Robinson	S	6-1	200	23	R	Tulsa	D4a-'20	1	0	0	11
44	Francis Bernard	LB	6-0	242	25	R	Utah	UDFA-'20	9	0	0	0
48	Joe Thomas	LB	6-1	230	29	6	South Carolina State	FA-'18	11	4	0	1
50	Sean Lee	LB	6-2	245	34	11	Penn State	D2-'10	5	0	0	0
51	Adam Redmond	C	6-6	306	27	3	Harvard	FA-'20	4	0	0	0
52	Connor Williams	G	6-5	320	23	3	Texas	D2-'18	12	12	0	0
54	Jaylon Smith	LB	6-2	240	25	4	Notre Dame	D2-'16	12	12	0	0
55	Leighton Vander Esch	LB	6-4	255	24	3	Boise State	D1-'18	8	8	0	0
56	Bradlee Anae	DE	6-3	260	22	R	Utah	D5-'20	7	0	0	5
58	Aldon Smith	DE	6-4	280	31	6	Missouri	FA-'20	12	12	0	0
59	Justin March	LB	5-11	228	27	6	Akron	FA-'17	11	0	0	1
64	Greg Senat	T	6-6	305	26	3	Wagner	PS(Cle)-'20	6	0	0	2
66	Connor McGovern	G	6-5	315	23	2	Penn State	D3-'19	10	4	1	1
69	Brandon Knight	T	6-4	315	23	2	Indiana	UDFA-'19	9	5	0	0
73	Joe Looney	C	6-3	310	30	9	Wake Forest	UFA(Ten)-'16	9	8	0	0
75	Cameron Erving	T	6-5	305	28	6	Florida State	FA-'20	6	5	0	1
78	Terence Steele	T	6-6	320	23	R	Texas Tech	UDFA-'20	12	10	0	0
79	Justin Hamilton	DT	6-2	315	27	2	Louisiana-Lafayette	FA-'19	7	0	0	0
80	Blake Bell	TE	6-6	260	29	6	Oklahoma	UFA(KC)-'20	12	2	0	0
84	Sean McKeon	TE	6-3	255	22	R	Michigan	UDFA-'20	10	1	1	1
85	Noah Brown	WR	6-2	215	24	4	Ohio State	D7b-'17	12	1	0	0
86	Dalton Schultz	TE	6-5	255	24	3	Stanford	D4b-'18	12	10	0	0
88	CeeDee Lamb	WR	6-2	200	21	R	Oklahoma	D1-'20	12	10	0	0
90	DeMarcus Lawrence	DE	6-3	250	28	7	Boise State	D2-'14	12	12	0	0
91	Louis-Philippe Ladouceur	LS	6-5	256	39	16	California	FA-'05	12	0	0	0
92	Dorance Armstrong	DE	6-4	260	23	3	Kansas	D4a-'18	12	1	0	0
94	Randy Gregory	DE	6-5	260	28	3	Nebraska	D2-'15	6	0	0	0
95	Eli Ankou	DT	6-3	325	26	4	UCLA	T(Hou)-'20	4	0	0	0
96	Neville Gallimore	DT	6-2	307	23	R	Oklahoma	D3-'20	10	5	0	2
97	Ron'Dell Carter	DE	6-3	270	23	R	James Madison	W(Ind)-'20	0	0	0	3
98	Tyrone Crawford	DL	6-4	285	31	9	Boise State	D3-'12	12	2	0	0
99	Antwaun Woods	DT	6-1	310	27	3	Southern California	FA-'18	12	5	0	0
PRACTICE SQUAD												
10	Cooper Rush	QB	6-3	225	27	3	Central Michigan	FA-'20	0	0	0	0
15	Chris Lacy	WR	6-3	206	24	2	Oklahoma State	FA-'20	0	0	0	0
31	Chris Westry	CB	6-4	210	23	2	Kentucky	UDFA-'19	0	0	0	0
32	Saivion Smith	CB	6-1	190	23	1	Alabama	FA-'20	5	0	0	2
45	Sewo Olonilua	FB	6-3	235	23	R	Texas Christian	UDFA-'20	0	0	0	1
53	Breeland Speaks	DE	6-3	285	24	3	Mississippi	FA-'20	0	0	0	0
60	Isaac Alarcon	T	6-6	325	22	R	Monterrey Tech	IPP-'20	0	0	0	0
61	William Sweet	T	6-6	313	23	1	North Carolina	FA-'20	0	0	0	0
62	Marcus Henry	C	6-3	305	27	1	Boise State	FA-'19	1	0	1	0
67	Eric Smith	T	6-4	308	25	1	Virginia	FA-'20	1	0	1	0
68	Jordan Mills	T	6-5	316	29	8	Louisiana Tech	FA-'20	0	0	2	0
76	Ladarius Hamilton	DE	6-2	265	22	R	North Texas	UDFA-'20	0	0	0	0
81	Jon'Vea Johnson	WR	6-0	195	24	2	Toledo	UDFA-'19	0	0	0	0
87	Cole Hikutini	TE	6-4	245	26	2	Louisville	FA-'19	0	0	0	0
93	Walter Palmore	NT	6-4	320	24	1	Missouri	FA-'20	0	0	0	0
RESERVE/SUSPENDED												
57	Luke Gifford	LB	6-3	245	25	2	Nebraska	UDFA-'19	6	0	0	4
RESERVE/INJURED												
4	Dak Prescott	QB	6-2	235	27	5	Mississippi State	D4b-'16	5	5	0	0
6	Chris Jones	P	6-0	205	31	9	Carson Newman	FA-'11	8	0	0	0
27	Trevon Diggs	CB	6-1	203	22	R	Alabama	D2-'20	9	9	0	0
40	Steven Parker	S	6-1	210	24	2	Oklahoma	FA-'20	7	0	0	0
43	Azur Kamara	LB	6-3	245	22	R	Kansas	UDFA-'20	0	0	0	0
63	Tyler Biadasz	C	6-4	317	23	R	Wisconsin	D4b-'20	8	4	1	0
65	Mitch Hyatt	T	6-5	315	23	1	Clemson	UDFA-'19	0	0	0	0
70	Zack Martin	G	6-4	315	30	7	Notre Dame	D1-'14	10	10	0	1
71	La'el Collins	T	6-4	323	27	6	Louisiana State	UDFA-'15	0	0	0	0
72	Trysten Hill	DT	6-3	305	22	2	Central Florida	D2-'19	5	5	0	0
77	Tyron Smith	T	6-5	305	29	10	Southern California	D1-'11	2	2	0	2
89	Blake Jarwin	TE	6-5	250	26	4	Oklahoma State	UDFA-'17	1	1	0	0
PRACTICE SQUAD INJURED												
18	Aaron Parker	WR	6-2	210	22	R	Rhode Island	UDFA-'20	0	0	0	0

2020 DALLAS COWBOYS POSITIONAL ROSTER

NO.	NAME	POS.	HT.	WT.	AGE	EXP.	COLLEGE	HOW ACQ.
QUARTERBACKS (3)								
3	Garrett Gilbert	QB	6-4	230	29	3	Southern Methodist	PS(Cle)-'20
7	Ben DiNucci	QB	6-2	215	24	R	James Madison	D7-'20
14	Andy Dalton	QB	6-2	220	33	10	Texas Christian	FA-'20
RUNNING BACKS (3)								
20	Tony Pollard	RB	6-0	210	23	2	Memphis	D4a-'19
21	Ezekiel Elliott	RB	6-0	228	25	5	Ohio State	D1-'16
34	Rico Dowdle	RB	5-11	215	22	R	South Carolina	UDFA-'20
WIDE RECEIVERS (6)								
11	Cedrick Wilson	WR	6-2	195	25	3	Boise State	D6b-'18
13	Michael Gallup	WR	6-1	205	24	3	Colorado State	D3-'18
17	Malik Turner	WR	6-2	202	24	3	Illinois	W(GB)-'20
19	Amari Cooper	WR	6-1	225	26	6	Alabama	T(Oak)-'18
85	Noah Brown	WR	6-2	215	24	4	Ohio State	D7b-'17
88	CeeDee Lamb	WR	6-2	200	21	R	Oklahoma	D1-'20
TIGHT ENDS (3)								
80	Blake Bell	TE	6-6	260	29	6	Oklahoma	UFA(KC)-'20
84	Sean McKeon	TE	6-3	255	22	R	Michigan	UDFA-'20
86	Dalton Schultz	TE	6-5	255	24	3	Stanford	D4b-'18
OFFENSIVE LINE (8)								
51	Adam Redmond	C	6-6	306	27	3	Harvard	FA-'20
52	Connor Williams	G	6-5	320	23	3	Texas	D2-'18
64	Greg Senat	T	6-6	305	26	3	Wagner	PS(Cle)-'20
66	Connor McGovern	G	6-5	315	23	2	Penn State	D3-'19
69	Brandon Knight	T	6-4	315	23	2	Indiana	UDFA-'19
73	Joe Looney	C	6-3	310	30	9	Wake Forest	UFA(Ten)-'16
75	Cameron Erving	T	6-5	305	28	6	Florida State	FA-'20
78	Terence Steele	T	6-6	320	23	R	Texas Tech	UDFA-'20
DEFENSIVE LINE (11)								
56	Bradlee Anae	DE	6-3	260	22	R	Utah	D5-'20
58	Aldon Smith	DE	6-4	280	31	6	Missouri	FA-'20
79	Justin Hamilton	DT	6-2	315	27	2	Louisiana-Lafayette	FA-'19
90	DeMarcus Lawrence	DE	6-3	250	28	7	Boise State	D2-'14
92	Dorance Armstrong	DE	6-4	260	23	3	Kansas	D4a-'18
94	Randy Gregory	DE	6-5	260	28	3	Nebraska	D2-'15
95	Eli Ankou	DT	6-3	325	26	4	UCLA	T(Hou)-'20
96	Neville Gallimore	DT	6-2	307	23	R	Oklahoma	D3-'20
97	Ron'Dell Carter	DE	6-3	270	23	R	James Madison	W(Ind)-'20
98	Tyrone Crawford	DL	6-4	285	31	9	Boise State	D3-'12
99	Antwaun Woods	DT	6-1	310	27	3	Southern California	FA-'18
LINEBACKERS (6)								
44	Francis Bernard	LB	6-0	242	25	R	Utah	UDFA-'20
48	Joe Thomas	LB	6-1	230	29	6	South Carolina State	FA-'18
50	Sean Lee	LB	6-2	245	34	11	Penn State	D2-'10
54	Jaylon Smith	LB	6-2	240	25	4	Notre Dame	D2-'16
55	Leighton Vander Esch	LB	6-4	255	24	3	Boise State	D1-'18
59	Justin March	LB	5-11	228	27	6	Akron	FA-'17
DEFENSIVE BACKS (10)								
23	Darian Thompson	S	6-2	212	27	5	Boise State	FA-'18
24	Chidobe Awuzie	CB	6-0	203	25	4	Colorado	D2-'17
25	Xavier Woods	S	5-11	212	25	4	Louisiana Tech	D6a-'17
26	Jourdan Lewis	CB	5-10	186	25	4	Michigan	D3-'17
28	Rashard Robinson	CB	6-2	177	25	4	LSU	FA-'20
29	C.J. Goodwin	CB	6-3	187	30	5	California (PA)	PS(Cin)-'18
30	Anthony Brown	CB	5-11	188	26	5	Purdue	D6a-'16
33	Deante Burton	CB	6-2	210	26	3	Kansas State	PS(Ind)-'19
37	Donovan Wilson	S	6-0	200	25	2	Texas A&M	D6-'19
41	Reggie Robinson	S	6-1	200	23	R	Tulsa	D4a-'20
SPECIALISTS (3)								
1	Hunter Niswander	P	6-4	243	26	1	Northwestern	FA-'20
2	Greg Zuerlein	K	6-0	195	32	9	Missouri Western	UFA(LAR)-'20
91	Louis-Philippe Ladouceur	LS	6-5	256	39	16	California	FA-'05

HOW THE COWBOYS WERE BUILT

YEAR	DRAFT PICKS (31)	FREE AGENTS (19)	COLLEGE FREE AGENTS (9)	TRADES/WAIVERS (4)	PRACTICE SQUAD (4)
2005		L. Ladouceur (FA-'05)			
2010	S. Lee (2nd)				
2011	T. Smith (1st) *	C. Jones (FA-'11) *			
2012	T. Crawford (3rd)				
2014	Z. Martin (1st) * D. Lawrence (2nd)				
2015	R. Gregory (2nd)		L. Collins (UDFA-'15) *		
2016	E. Elliott (1st) J. Smith (2nd) D. Prescott (4th) * A. Brown (6th)	J. Looney (UFA Ten -'16)			
2017	C. Awuzie (2nd) J. Lewis (3rd) X. Woods (6th) N. Brown (7th)	B. Jarwin (UDFA-'17) * J. March (FA-'17)			
2018	L. Vander Esch (1st) C. Williams (2nd) M. Gallup (3rd) D. Armstrong (4th) D. Schultz (4th-b) C. Wilson (6th-b)	J. Thomas (FA-'18) D. Thompson (FA-'18) A. Woods (FA-'18)		A. Cooper (T Oak -'18)	C. Goodwin (PS Cin -'18)
2019	T. Hill (2nd) * C. McGovern (3rd) T. Pollard (4th) D. Wilson (6th)	L. Gifford (UDFA-'19) - J. Hamilton (FA-19)	M. Hyatt (UDFA-'19) * B. Knight (UDFA-'19)		D. Burton (PS Ind -'19)
2020	C. Lamb (1st) T. Diggs (2nd) * N. Gallimore (3rd) R. Robinson (4th-a) T. Biadasz (4th-b) * B. Anae (5th) B. DiNucci (7th)	B. Bell (UFA KC -'20) A. Dalton (FA-'20) C. Erving (FA-'20) H. Niswander (FA-'20) S. Parker (FA-'20) * A. Redmond (FA-'20) R. Robinson (FA-'20) A. Smith (FA-'20) G. Zuerlein (UFA LAR -'20)	F. Bernard (UDFA-'20) R. Dowdle (UDFA-'20) A. Kamara (UDFA-'20) * S. McKeon (UDFA-'20) A. Parker (UDFA-'20)  T. Steele (UDFA-'20)	E. Ankou (T Hou -'20) R. Carter (W Ind -'20) M. Turner (W GB -'20)	G. Gilbert (PS Cle -'20) G. Senat (PS Cle -'20)

Key: * Reserve/Injured, - Reserve/Suspended,  Practice Squad Injured

CONTRACT STATUS					
PLAYER	SIGNED THROUGH	PLAYER	SIGNED THROUGH	PLAYER	SIGNED THROUGH
Bradlee Anae	2023	Luke Gifford -	2021	Tony Pollard	2022
Eli Ankou	2020	Garrett Gilbert	2021	Dak Prescott *	2020
Dorance Armstrong	2021	C.J. Goodwin	2020	Adam Redmond	2021
Chidobe Awuzie	2020	Justin Hamilton	2021	Rashard Robinson	2021
Blake Bell	2020	Trysten Hill *	2022	Reggie Robinson	2023
Francis Bernard	2021	Mitch Hyatt *	2021	Dalton Schultz	2021
Tyler Biadasz *	2023	Blake Jarwin *	2023	Greg Senat	2020
Anthony Brown	2022	Chris Jones *	2021	Aldon Smith	2020
Noah Brown	2020	Azur Kamara *	2022	Jaylon Smith	2025
Deante Burton	2021	Brandon Knight	2021	Tyron Smith *	2023
Ron'Dell Carter	2020	Louis-Philippe Ladouceur	2020	Terence Steele	2022
La'el Collins *	2024	CeeDee Lamb	2023	Joe Thomas	2020
Amari Cooper	2024	DeMarcus Lawrence	2023	Darian Thompson	2021
Tyrone Crawford	2020	Sean Lee	2020	Leighton Vander Esch	2021
Andy Dalton	2020	Jourdan Lewis	2020	Connor Williams	2021
Trevon Diggs *	2023	Joe Looney	2020	Cedrick Wilson	2020
Ben DiNucci	2023	Justin March	2020	Donovan Wilson	2022
Rico Dowdle	2022	Zack Martin *	2024	Antwaun Woods	2020
Ezekiel Elliott	2026	Connor McGovern	2022	Xavier Woods	2020
Cameron Erving	2020	Sean McKeon	2022	Greg Zuerlein	2022
Neville Gallimore	2023	Hunter Niswander	2022		
Michael Gallup	2021	Steven Parker *	2021		

DALLAS COWBOYS CONTRACT ANALYSIS

OFFENSE		2020	2021	2022	2023	2024	2025	2026	2027
QB	Dalton, Andy		UFA						
	Dinucci, Ben					UFA			
	Gilber, Garrett			UFA					
	Prescott, Dak*		UFA						
RB	Dowdle, Rico		RFA	UFA					
	Elliott, Ezekiel								UFA
	Pollard, Tony				UFA				
WR	Brown, Noah		UFA						
	Cooper, Amari						UFA		
	Gallup, Michael			UFA					
	Lamb, CeeDee					OPTION	UFA		
	Turner, Malik		RFA	UFA					
	Wilson, Cedrick		RFA	UFA					
TE	Bell, Blake		UFA						
	Jarwin, Blake*					UFA			
	McKeon, Sean				RFA	UFA			
	Schultz, Dalton			UFA					
OL	Biadasz, Tyler*					UFA			
	Collins, La'el*						UFA		
	Erving, Cameron		UFA						
	Hyatt, Mitch*			ERFA	RFA	UFA			
	Knight, Brandon			RFA	UFA				
	Looney, Joe		UFA						
	Martin, Zack*						UFA		
	McGovern, Connor				UFA				
	Redmond, Adam			UFA					
	Senat, Greg		RFA	UFA					
	Smith, Tyron*					UFA			
	Steele, Terence				RFA	UFA			
	Williams, Connor			UFA					

DEFENSE		2020	2021	2022	2023	2024	2025	2026	2027
DL	Anae, Bradlee				RFA	UFA			
	Ankou, Eli		UFA						
	Armstrong, Dorance			UFA					
	Carter, Ron"Dell		ERFA	ERFA	RFA	UFA			
	Crawford, Tyrone		UFA						
	Gallimore, Neville					UFA			
	Gregory, Randy			UFA					
	Hamilton, Justin			UFA					
	Hill, Trysten*				UFA				
	Lawrence, Demarcus					UFA			
	Smith, Aldon		UFA						
	Woods, Antwaun		RFA	UFA					
LB	Bernard, Francis			ERFA	RFA	UFA			
	Gifford, Luke^			RFA	UFA				
	Kamara, Azur*				RFA	UFA			
	Lee, Sean		UFA						
	March, Justin		UFA						
	Smith, Jaylon							UFA	
	Thomas, Joe		UFA						
	Vander Esch, Leighton			OPTION	UFA				
DB	Awuzie, Chidobe		UFA						
	Brown, Anthony				UFA				
	Burton, Deante			UFA					
	Diggs, Trevon*					UFA			
	Goodwin, C.J.		UFA						
	Lewis, Jourdan		UFA						
	Parker, Steven*			RFA	UFA				
	Robinson, Rashard			UFA					
	Robinson, Reggie					UFA			
	Thompson, Darian			UFA					
	Wilson, Donovan				UFA				
	Woods, Xavier		UFA						

SPECIAL TEAMS		2020	2021	2022	2023	2024	2025	2026	2027
SPEC	Jones, Chris*			UFA					
	Ladouceur, L.P.		UFA						
	Niswander, Hunter				RFA	UFA			
	Zuerlein, Greg				UFA				

	Player is under contract for season
	Player will be an exclusive rights free agent
	Player will be an unrestricted free agent
	Player will be a restricted free agent
	Player has a club option available

*-Reserve/Injured ^-Reserve/Exempt

WHEN BUILT/WHEN THEY GOT TO THE COWBOYS

1st Round (8)

[7] Aldon Smith (2011-SF)
 [9] Tyron Smith (2011)*
 [16] Zack Martin (2014)*
 [4] Amari Cooper (2015-OAK)
 [19] Cameron Erving (2015-CLE)
 [4] Ezekiel Elliott (2016)
 [19] Leighton Vander Esch (2018)
 [17] CeeDee Lamb (2020)

2nd Round (9)

[55] Sean Lee (2010)
 [35] Andy Dalton (2011-CIN)
 [34] DeMarcus Lawrence (2014)
 [60] Randy Gregory (2015)
 [34] Jaylon Smith (2016)
 [60] Chidobe Awuzie (2017)
 [50] Connor Williams (2018)
 [58] Trysten Hill (2019)*
 [51] Trevon Diggs (2020)*

3rd Round (6)

[81] Tyrone Crawford (2012)
 [71] Darian Thompson (2016-NYG)
 [92] Jourdan Lewis (2017)
 [81] Michael Gallup (2018)
 [90] Connor McGovern (2019)
 [82] Neville Gallimore (2020)

Key: * Reserve/Injured, - Reserve/Suspended, \square Practice Squad Injured

4th Round (9)

[117] Joe Looney (2012-SF)
 [117] Blake Bell (2015-SF)
 [133] Rashard Robinson (2016-SF)
 [135] Dak Prescott (2016)*
 [116] Dorance Armstrong (2018)
 [137] Dalton Schultz (2018)
 [128] Tony Pollard (2019)
 [123] Reggie Robinson (2020)
 [146] Tyler Biadasz (2020)*

5th Round (1)

[179] Bradlee Anae (2020)

6th Round (7)

[171] Greg Zuerlein (2012-STL)
 [214] Garrett Gilbert (2014-STL)
 [189] Anthony Brown (2016)
 [191] Xavier Woods (2017)
 [208] Cedrick Wilson (2018)
 [212] Greg Senat (2018-BAL)
 [213] Donovan Wilson (2019)

7th Round (2)

[239] Noah Brown (2017)
 [231] Ben DiNucci (2020)

Undrafted (23)

Louis-Philippe Ladouceur (2005-NO)
 Chris Jones (2011)*
 C.J. Goodwin (2014-PIT)
 Joe Thomas (2014-GB)
 La'el Collins (2015)*
 Justin Hamilton (2015-BUF)
 Justin March (2015-KC)
 Adam Redmond (2016-IND)
 Antwaun Woods (2016-TEN)
 Deante Burton (2017-ATL)
 Blake Jarwin (2017)*
 Steven Parker (2018-LAR)*
 Luke Gifford (2019)-
 Mitch Hyatt (2019)*
 Brandon Knight (2019)
 Hunter Niswander (2019)
 Francis Bernard (2020)
 Ron'Dell Carter (2020)
 Rico Dowdle (2020)
 Azur Kamara (2020)*
 Sean McKeon (2020)
 Aaron Parker (2020) \square
 Terence Steele (2020)

WHEN THEY GOT TO THE COWBOYS

2005 (1)

Louis-Philippe Ladouceur, FA

2010 (1)

Sean Lee, Round 2

2011 (2)

Tyron Smith, Round 1*
 Chris Jones, FA*

2012 (1)

Tyrone Crawford, Round 3

2014 (2)

Zack Martin, Round 1*
 DeMarcus Lawrence, Round 2

2015 (2)

Randy Gregory, Round 2
 La'el Collins, UDFA*

2016 (5)

Ezekiel Elliott, Round 1
 Jaylon Smith, Round 2
 Dak Prescott, Round 4*
 Anthony Brown, Round 6
 Joe Looney, UFA (TEN)

2017 (6)

Chidobe Awuzie, Round 2
 Jourdan Lewis, Round 3
 Xavier Woods, Round 6
 Noah Brown, Round 7
 Blake Jarwin, FA*
 Justin March, FA

2018 (11)

Leighton Vander Esch, Round 1
 Connor Williams, Round 2
 Michael Gallup, Round 3
 Dorance Armstrong, Round 4
 Dalton Schultz, Round 4
 Cedrick Wilson, Round 6
 Amari Cooper, Trades (OAK)
 C.J. Goodwin, Practice Squad (CIN)
 Joe Thomas, FA
 Darian Thompson, FA
 Antwaun Woods, FA

2019 (9)

Trysten Hill, Round 2*
 Connor McGovern, Round 3
 Tony Pollard, Round 4
 Donovan Wilson, Round 6
 Deante Burton, Practice Squad (IND)
 Luke Gifford, FA-
 Justin Hamilton, FA
 Mitch Hyatt, UDFA*
 Brandon Knight, UDFA

2020 (25)

CeeDee Lamb, Round 1
 Trevon Diggs, Round 2*
 Neville Gallimore, Round 3
 Tyler Biadasz, Round 4*
 Reggie Robinson, Round 4
 Bradlee Anae, Round 5
 Ben DiNucci, Round 7
 Blake Bell, FA (KC)
 Francis Bernard, UDFA
 Ron'Dell Carter, Waivers (IND)
 Andy Dalton, FA
 Rico Dowdle, UDFA
 Cameron Erving, FA
 Garrett Gilbert, Practice Squad (CLE)
 Azur Kamara, UDFA*
 Sean McKeon, UDFA
 Hunter Niswander, FA
 Aaron Parker, UDFA \square
 Steven Parker, FA*
 Adam Redmond, FA
 Rashard Robinson, FA
 Greg Senat, Practice Squad (CLE)
 Aldon Smith, FA
 Terence Steele, UDFA
 Greg Zuerlein, FA (STL)

2020 TRANSACTIONS BY DATE

Dec. 30 Signed **Jordan Chunn, Marcus Henry, Cole Hikutini, Tevin Jones, D.J. White** and **Daniel Wise** as Reserve/Futures.

Dec. 31 Signed **Clayton Thorson** as a Reserve/Future.

Jan. 8 Named **Mike McCarthy** Head Coach.

Jan. 21 Signed **Justin Hamilton** and **Tristan Vizcaino** as Reserve/Futures.

Jan. 27 Named **Jeff Blasko** assistant offensive line coach, **Matt Daniels** assistant special teams coach, **Rob Davis** assistant head coach, **George Edwards** senior defensive assistant, **John Fassel** special teams coordinator, **Al Harris** defensive backs coach, **Chase Haslett** quality control/offense, **Adam Henry** wide receivers coach, **Maurice Linguist** defensive backs coach, **Cannon Matthews** quality control/defense, **Scott McCurley**, linebackers coach, **Harold Nash Jr.**, assistant strength and conditioning, **Mike Nolan** defensive coordinator, **Doug Nussmeier** quarterbacks coach, **Markus Paul**, strength and conditioning coordinator, **Skip Peete** running backs coach, **Joe Philbin** offensive line coach, **Scott Tolzien** coaching assistant, **Jim Tomsula** defensive line coach and **Lunda Wells** tight ends coach.

March 9 Signed exclusive rights free agent **Adam Redmond**.

March 16 ... Re-signed **Blake Jarwin** and designated **Dak Prescott** franchise player.

March 17 ... Re-signed **Amari Cooper**.

March 18 ... Re-signed **Darian Thompson**.

March 20 ... Re-signed **Anthony Brown, Joe Looney** and **Justin March**.

March 24 ... Re-signed **Kai Forbath, L.P. Ladouceur** and **Sean Lee**.

March 30 ... Re-signed **C.J. Goodwin** and signed **Maurice Canady** and **Greg Zuerlein**.

March 31 ... Re-signed and signed **Gerald McCoy**.

April 2 Signed **Aldon Smith**.

April 7 Signed **Blake Bell** and **Ha Ha Clinton-Dix**.

April 9 Signed **Dontari Poe**.

April 10 Signed **Saivion Smith**.

April 10 Signed **Saivion Smith**.

April 22 Waived **Tristan Vizcaino**.

April 23 Drafted **CeeDee Lamb**.

April 24 Drafted **Trevon Diggs** and **Neville Gallimore**.

April 25 Drafted **Bradlee Anae, Tyler Biadasz, Ben DiNucci** and **Reggie Robinson**.

April 29 Waived **Chris Covington** and **D.J. White**.

April 30 Signed **Joe Fortunato** and **Daryl Worley**.

May 2 Signed **Darius Anderson, Francis Bernard, Ron'Dell Carter, Ladarius Hamilton, Garrett Marino, Sean McKeon, Sewo Olonilua, Aaron Parker, Kendrick Rogers** and **Terence Steele**.

May 4 Waived **Cooper Rush**. Signed **Andy Dalton**.

May 6 Signed **Rico Dowdle, Stephen Guidry, Azur Kamara, Luther Kirk** and **Charlie Taumoepeau**.

May 7 Signed **Cam Erving**.

June 5 Placed **Travis Frederick** on Reserve/Retired.

June 22 Signed **Dak Prescott** to franchise tag.

July 25 Signed **Isaac Alarcon** and placed on Exempt/International Player. Signed **Bradlee Anae, Tyler Biadasz, Trevon Diggs, Ben DiNucci, Neville Gallimore, CeeDee Lamb** and **Reggie Robinson**. Placed **Jon'Vea Johnson** on Reserve/Covid.

July 28 Signed **Antwaun Woods**. Placed **Tyrone Crawford** and **Dontari Poe** on Active/PUP. Placed **Maurice Canady** and **Stephen Guidry** on Reserve/Opt-Out. Waived/Injured **Jordan Chunn** and **Garrett Marino**.

Aug. 1 Placed **Saivion Smith** on Reserve/Covid. Released **Kai Forbath**. Waived **Joe Fortunato**. Waived/Injured **Azur Kamara**.

Aug. 2 Placed **Jamize Olawale** on Reserve/Opt-Out.

Aug. 9 Activated **Jon'Vea Johnson** and **Saivion Smith** from Reserve/Covid. Waived **Kendrick Rogers**.

Aug. 16 Waived **Jalen Jelks**. Signed **Everson Griffen**.

Aug. 18 Released **Gerald McCoy**. Signed **Pace Murphy**.

Sept. 2 Waived/Injured **Mitch Hyatt** and **Wyatt Miller**. Waived **Pace Murphy, Charlie Taumoepeau** and **Clayton Thorson**. Released **Adam Redmond** and **Devin Smith**.

Sept. 3 Released **Ha Ha Clinton-Dix**.

Sept. 4 Waived **Darius Anderson, Cole Hikutini, Joe Jackson**. Released **Cody Wichmann**.

Sept. 5 Waived **Isaac Alarcon, Francis Bernard, Deante Burton, Ron'Dell Carter, Justin Hamilton, Ladarius Hamilton, Marcus Henry, Jon'Vea Johnson, Tevin Jones, Luther Kirk, Sewo Olonilua, Aaron Parker, Saivion Smith** and **Chris Westry**. Released **C.J. Goodwin** and **Justin March**.

Sept. 6 Claimed **Malik Turner** off waivers from Green Bay. Signed **Isaac Alarcon, Francis Bernard, Deante Burton, Brandon Carr, Ron'Dell Carter, Justin Hamilton, Ladarius Hamilton, Marcus Henry, Cole Hikutini, Jon'Vea Johnson, Luther Kirk, Sewo Olonilua, Aaron Parker, Saivion Smith** and **Chris Westry** to the practice squad. Waived **Joe Thomas**.

Sept. 7 Placed **Ventell Bryant, La'el Collins** and **Sean Lee** on Reserve/Injured-returnable. Signed **C.J. Goodwin, Justin March** and **Joe Thomas**. **Randy Gregory** reinstated and placed on Reserve/Exempt.

Sept. 8 Signed **Elijah McGuire** and **Eric Smith** to the practice squad.

Sept. 12 ... Elevated **Brandon Carr** from the practice squad.

Sept. 14 ... **Brandon Carr** returned to the practice squad.

Sept. 15 ... Placed **Cam Erving** and **Leighton Vander Esch** on Reserve/Injured. Placed **Blake Jarwin** on Reserve/Injured. Released **Luther Kirk** from the practice squad. Activated **Brandon Carr** from the practice squad. Signed **Alex Light** off Arizona's practice squad and **Rashad Smith** off Chicago's practice squad. Signed **Steven Parker** and **Rashard Robinson** to the practice squad.

Sept. 19 ... Placed **Anthony Brown** on Reserve/Injured. Elevated **Eric Smith** from the practice squad.

Sept. 20 ... **Eric Smith** returned to the practice squad.

Sept. 25 ... Placed **Chidobe Awuzie** on Reserve/Injured. Signed **Saivion Smith** from the practice squad. Elevated **Deante Burton** and **Eric Smith** from the practice squad.

Sept. 28 ... **Deante Burton** and **Eric Smith** returned to the practice squad.

Sept. 29 ... Signed **Jordan Mills** to the practice squad.

Oct. 3 Elevated **Francis Bernard**.

Oct. 5 **Francis Bernard** returned to the practice squad.

Oct. 6 Released **Brandon Carr** and **Alex Light**. Signed **Greg Senat** off Cleveland's practice squad. Signed **William Sweet** to the practice squad.

Oct. 10 Placed **Joe Looney** and **Tyron Smith** on Reserve/Injured. Activated **Anthony Brown** from Reserve/Injured and signed **Francis Bernard** to the active roster. Elevated **Marcus Henry** and **Steven Parker**.

Oct. 12 Signed **Adam Redmond** to the practice squad.

2020 TRANSACTIONS BY DATE, cont.

Oct. 13 Signed **Garrett Gilbert** off Cleveland's practice squad.

Oct. 19 Placed **Trysten Hill** and **Dak Prescott** on Reserve/Injured. Activated **Leighton Vander Esch** from Reserve/Injured and signed **Justin Hamilton** from the practice squad. Elevated **Marcus Henry** and **Steven Parker**.

Oct. 20 **Marcus Henry** and **Steven Parker** returned to practice squad. Waived **Ventell Bryant** and **Saivion Smith**.

Oct. 21 Signed **Walter Palmore** to the practice squad.

Oct. 22 Signed **Steven Parker** from the practice squad. Signed **Saivion Smith** to the practice squad.

Oct. 24 Activated **Cameron Erving** from Reserve/Injured. Elevated **Jordan Mills** and **Adam Redmond**. Placed **Brandon Knight** on Reserve/Injured and **Rashard Robinson** on Reserve/Injured-Practice Squad.

Oct. 26 Waived **Rashad Smith**. **Jordan Mills** and **Adam Redmond** returned to the practice squad. Signed **Hunter Niswander** to the practice squad.

Oct. 27 Released **Elijah McGuire** from the practice squad.

Oct. 28 Traded **Everson Griffen** to Detroit. Released **Dontari Poe** and **Daryl Worley**.

Oct. 30 Signed **Cooper Rush** to the practice squad.

Oct. 31 Activated **Sean Lee** and **Joe Looney** from Reserve/Injured. Elevated **Saivion Smith**.

Nov. 2 Acquired **Eli Ankou** in a trade with Houston. **Saivion Smith** returned to the practice squad.

Nov. 3 Placed **Andy Dalton** on Reserve/COVID-19. Placed **Aaron Parker** on Reserve/Injured-Practice Squad. Signed **Chris Lacy** to the practice squad.

Nov. 7 Placed **Chris Jones** on Reserve/Injured. Signed **Hunter Niswander** to the active roster from the practice squad. Elevated **Sewo Olonilua** and **Cooper Rush**. Activated **Saivion Smith** (COVID-19 Replacement).

Nov. 9 **Sewo Olonilua**, **Cooper Rush** and **Saivion Smith** returned to the practice squad.

Nov. 10 Activated **Chidobe Awuzie** from Reserve/injured.

Nov. 11 Placed **Tyrone Crawford** on Reserve/COVID-19.

Nov. 13 Placed **Walter Palmore** on Reserve/COVID-19.

Nov. 17 Signed **Breeland Speaks** to the practice squad.

Nov. 18 Placed **Trevon Diggs** on Reserve/Injured. Activated **Tyrone Crawford** and **Andy Dalton** from Reserve/COVID-19.

Nov. 21 Placed **Tyler Biadasz** on Reserve/Injured. Activated **Brandon Knight** from Reserve/Injured-returnable. Elevated **Adam Redmond** and **Rashard Robinson**.

Nov. 23 **Adam Redmond** and **Rashard Robinson** returned to the practice squad.

Nov. 24 Placed **Luke Gifford** on Reserve/Suspended.

Nov. 25 Signed **Adam Redmond** from the practice squad. Elevated **Deante Burton** and **Rashard Robinson** from the practice squad.

Nov. 30 **Deante Burton** and **Rashard Robinson** returned to the practice squad.

Dec. 1 **Walter Palmore** restored to practice squad from Reserve/COVID-19.

Dec. 7 Placed **Zack Martin** and **Steven Parker** on Reserve/Injured. Signed **Deante Burton** and **Rashard Robinson** from the practice squad.

Dec. 8 Elevated **Jordan Mills** and **Saivion Smith** from the practice squad.

Dec. 9 **Jordan Mills** and **Saivion Smith** returned to the practice squad.

2020 TRANSACTIONS BY PLAYER

ALARCON, Isaac - T

7/25.....Signed to Exempt/International
9/5.....Waived

9/6.....Signed to practice squad

ANAE, Bradlee - DE

4/25.....Drafted in the fifth round

7/25.....Signed

ANDERSON, Darius - RB

5/2.....Signed

9/4.....Waived

ANKOU, Eli - DT

11/2.....Acquired in a trade with Houston

AWUZIE, Chidobe - CB

9/25.....Placed on Reserve/Injured

11/10.....Activated

BELL, Blake - TE

4/7.....Signed

BERNARD, Francis - LB

5/2.....Signed

9/5.....Waived

9/6.....Signed to practice squad

10/3.....Elevated from practice squad

10/5.....Returned to practice squad

10/10.....Signed to the active roster

BIADASZ, Tyler - C

4/25.....Drafted in the fourth round

7/25.....Signed

11/21.....Placed on Reserve/Injured

BLASKO, Jeff

1/27.....Named asst. offensive line coach

BROWN, Anthony - CB

3/20.....Re-signed

9/19.....Placed on Reserve/Injured

BRYANT, Ventell - WR

9/7.....Reserve/Injured

10/20.....Waived

BURTON, Deante - CB

9/5.....Waived

9/6.....Signed to practice squad

9/25.....Elevated from practice squad

9/28.....Returned to practice squad

11/25.....Elevated from practice squad

11/30.....Returned to practice squad

12/7.....Signed to the active roster

CARR, Brandon - DB

9/6.....Signed to practice squad

9/12.....Elevated to Active Roster

9/14.....Reverted to practice squad

9/15.....Activated

10/6.....Released

CARTER, Ron'Dell - DE

5/2.....Signed

9/5.....Waived

9/6.....Signed to practice squad

CANADY, Maurice - CB

3/30.....Signed

7/28.....Placed on Reserve/Opt-Out

CHUNN, Jordan - RB

12/30.....Signed as Reserve/Future

7/28.....Waived/NFI

CLINTON-DIX, Ha Ha - S

4/7.....Signed

9/3.....Released

COLLINS, La'el - T

9/7.....Placed on Reserve/Injured

COOPER, Amari - WR

3/17.....Re-signed

COVINGTON, Chris - LB

4/29.....Waived

CRAWFORD, Tyrone - DL

4/28.....Placed on Active/PUP

11/11.....Placed on Reserve/COVID

11/18.....Activated

DALTON, Andy - QB

5/4.....Signed

10/3.....Placed on Reserve/COVID-19

11/18.....Activated

DANIELS, Matt

1/27.....Named asst. special teams coach

DAVIS, Rob

1/27.....Named asst. head coach

DIGGS, Trevon - CB

4/24.....Drafted in the second round

7/25.....Signed

11/18.....Placed on Reserve/Injured

DiNUCCI, Ben - QB

4/25.....Drafted in the seventh round

7/25.....Signed

DOWDLE, Rico - RB

5/6.....Signed

EDWARDS, George

1/27.....Named senior defensive asst.

ERVING, Cam - T

5/7.....Signed

9/15.....Placed on Reserve/Injured

10/24.....Activated

FASSEL, John

1/27.....Named special teams coordinator

FORBATH, Kai - K

3/24.....Re-signed

8/1.....Released

FORTUNATO, Joe - LS

4/30.....Signed

8/1.....Waived

FREDERICK, Travis - C

6/5.....Placed on Reserve/Injured

GALLIMORE, Neville - DT

4/24.....Drafted in the third round

7/25.....Signed

GIFFORD, Luke - LB

11/25.....Placed on Reserve/Suspended

GILBERT, Garrett - QB

10/13.....Signed off Cle practice squad

GOODWIN, C.J. - CB

3/30.....Signed

9/5.....Released

9/7.....Signed

GREGORY, Randy - DE

9/7.....Placed on Reserve/Exempt

GRIFFEN, Everson - DE

8/16.....Signed

10/28.....Traded to Detroit

GUIDRY, Stephen - WR

5/6.....Signed

7/28.....Placed on Reserve/Opt-Out

HAMILTON, Justin - DT

1/21.....Signed as Reserve/Future

9/5.....Waived

9/6.....Signed to practice squad

10/19.....Signed to the active roster

HAMILTON, Ladarius - LB

5/2.....Signed

9/5.....Waived

9/6.....Signed to practice squad

HARRIS, Al

1/27.....Named defensive backs coach

HASLETT, Chase

1/27.....Named quality control/offense

HENRY, Adam

1/27.....Named wide receivers coach

HENRY, Marcus - C

12/30.....Signed as Reserve/Future

9/5.....Waived

9/6.....Signed to practice squad

10/10.....Elevated from practice squad

10/12.....Returned to practice squad

10/19.....Elevated from practice squad

10/20.....Returned to practice squad

HIKUTINI, Cole - TE

12/30.....Signed as Reserve/Future

9/4.....Waived

9/6.....Signed to practice squad

HILL, Trysten - DT

10/19.....Placed on Reserve/Injured

HYATT, Mitch - T

9/2.....Waived/Injured

JACKSON, Joe - DE

9/4.....Waived

JARWIN, Blake - TE

3/16.....Re-signed

9/15.....Placed on Reserve/Injured

JELKS, Jalen - DE

8/16.....Waived

JOHNSON, Jon'Vea - WR

7/25.....Placed on Reserve/Covid

8/9.....Activated

9/5.....Waived

9/6.....Signed to practice squad

JONES, Chris - P

11/7.....Placed on Reserve/Injured

JONES, Tevin - WR

12/30.....Signed as Reserve/Future

9/5.....Waived

KAMARA, Azur - LB

5/6.....Signed

8/1.....Waived/Injured

KIRK, Luther - S

5/6.....Signed

9/5.....Waived

9/6.....Signed to practice squad

9/15.....Released

KNIGHT, Brandon - T

10/24.....Placed on Reserve/Injured

11/21.....Activated

LADOUCEUR, L.P. - LS

3/24.....Re-signed

LACY, Chris - WR

11/3.....Signed to practice squad

LAMB, CeeDee - WR

4/23.....Drafted in the first round

7/25.....Signed

LEE, Sean - LB

3/24.....Re-signed

9/7.....Placed on Reserve/Injured

10/31.....Activated

LIGHT, Alex - T

9/15.....Signed off Ari practice squad

10/6.....Released

LINGUIST, Maurice

1/27.....Named defensive backs coach

LOONEY, Joe - C

3/20.....Re-signed

10/10.....Placed on Reserve/Injured

10/31.....Activated

MARCH, Justin - LB

3/20.....Re-signed

9/5.....Released

9/7.....Signed

MARINO, Garrett - LB

5/2.....Signed

7/28.....Waived/NFI

MARTIN, Zack - G

12/7.....Placed on Reserve/Injured

MATTHEWS, Cannon

1/27.....Named quality control/defense

McCARTHY, Mike

1/8.....Named Head Coach

McCOY, Gerald - DT

3/31.....Signed

8/18.....Released

McGUIRE, Elijah - RB

9/8.....Signed to practice squad

10/27.....Released

McKEON, Sean - TE

5/2.....Signed

McCURLEY, Scott

1/27.....Named linebackers coach

MILLER, Wyatt - T

9/2.....Waived/Injured

2020 TRANSACTIONS BY PLAYER, cont.

MILLS, Jordan - T

9/29.....Signed to practice squad
10/24.....Elevated from practice squad
10/26.....Returned to practice squad
12/8.....Elevated from practice squad
12/9.....Returned to practice squad

MURPHY, Pace - T

8/18.....Signed
9/2.....Waived

NISWANDER, Hunter - P

10/26.....Signed to practice squad
11/7.....Signed to the active roster

NASH Jr., Harold

1/27.....Named asst. strength & conditon.

NOLAN, Mike

1/27.....Named defensive coordinator

NUSSMEIER, Doug

1/27.....Named quarterbacks coach

OLAWALE, Jamize - FB

8/2.....Placed on Reserve/Opt-Out

OLONILUA, Sewo - RB

5/2.....Signed
9/5.....Waived

9/6.....Signed to practice squad
11/7.....Elevated from practice squad
11/9.....Returned to practice squad

OLUMBA, Donovan - CB

3/18.....Waived

PALMORE, Walter - DT

10/21.....Signed to practice squad
11/13.....Placed on Reserve/COVID-19
12/1.....Restored to practice squad

PARKER, Aaron - WR

5/2.....Signed
9/5.....Waived
9/6.....Signed to practice squad
10/3.....Placed on Reserve/Injured-P.S.

PARKER, Steven - S

9/15.....Signed to practice squad
10/10.....Elevated from practice squad
10/12.....Returned to practice squad
10/19.....Elevated from practice squad
10/20.....Returned to practice squad
10/22.....Signed to the active roster
12/7.....Placed on Reserve/Injured

PAUL, Markus

1/27.....Named strength & condtion. coord.

PEETE, Skip

1/27.....Named running backs coach

PHILBIN, Joe

1/27.....Named offensive line coach

POE, Dontari - DT

4/9.....Signed
4/28.....Placed on Active/PUP
10/28.....Released

PRESCOTT, Dak - QB

3/16.....Designated franchise player
6/22.....Signed franchise tag
10/19.....Placed on Reserve/Injured

REDMOND, Adam - C

3/9.....Re-signed
9/2.....Released
10/12.....Signed to practice squad
10/24.....Elevated from practice squad
10/26.....Returned to practice squad
11/21.....Elevated from practice squad
11/23.....Returned to practice squad
11/25.....Signed from practice squad

ROBINSON, Rashard - CB

9/15.....Signed to practice squad
10/4.....Placed on Reserve/Injured-P.S.
11/18.....Restored to practice squad
11/21.....Elevated from practice squad
11/23.....Returned to practice squad
11/25.....Elevated from practice squad
11/30.....Returned to practice squad
12/7.....Signed to the active roster

ROBINSON, Reggie - CB

4/25.....Drafted in the fourth round

7/25.....Signed

ROGERS, Kendrick - WR

5/2.....Signed
8/9.....Released

RUSH, Cooper - QB

5/4.....Waived
10/30.....Signed to practice squad
11/7.....Elevated from practice squad
11/9.....Returned to practice squad

SENAT, Greg - T

10/6.....Signed off Cle practice squad

SMITH, Aldon - DE

4/2.....Signed

SMITH, Devin - WR

9/2.....Released

SMITH, Eric - T

9/8.....Signed to practice squad
9/19.....Elevated from practice squad
9/20.....Reverted to practice squad
9/25.....Elevated from practice squad
9/28.....Returned to practice squad

SMITH, Rashad - LB

9/15.....Signed off Chi practice squad
10/26.....Waived

SMITH, Saivion - CB

4/10.....Signed
8/1.....Placed on Reserve/Covid
8/9.....Activated
9/5.....Waived
9/6.....Signed to practice squad
9/25.....Signed to the active roster
10/20.....Waived
10/22.....Signed to practice squad
10/31.....Elevated from practice squad
11/2.....Returned to practice squad
11/7.....Elevated as COVID replacement
11/9.....Returned to practice squad
12/8.....Elevated from practice squad
12/9.....Returned to practice squad

SMITH, Tyron - T

10/10.....Placed on Reserve/Injured

STEELE, Terence - T

5/2.....Signed

SPEAKS, Breeland - DE

11/17.....Signed

SWEET, William - T

10/6.....Signed to practice squad

TAUMOEPEAU, Charlie - TE

5/6.....Signed
9/2.....Waived

THOMAS, Joe - LB

3/31.....Re-signed

9/6.....Released

9/7.....Signed

THOMPSON, Darian - S

3/18.....Re-signed

THORSON, Clayton - QB

12/31.....Signed as Reserve/Future

9/2.....Waived

TOLZIEN, Scott

1/27.....Named coaching assistant

TOMSULA, Jim

1/27.....Named defensive line coach

TURNER, Malik - WR

9/6.....Claimed off Waivers (GB)

VANDER ESCH, Leighton - LB

9/15.....Reserve/Injured

10/19.....Activated

WELLS, Lunda

1/27.....Named tight ends coach

WESTRY, Chris - CB

9/5.....Waived

9/6.....Signed to practice squad

WHITE, D.J. - CB

12/30.....Signed as Reserve/Future

4/29.....Waived

WICHMANN, Cody - G

9/4.....Released

WORLEY, Daryl - CB

4/30.....Signed

10/28.....Released

WISE, Daniel - DE

12/30.....Signed as Reserve/Future

3/18.....Waived

WOODS, Antwaun - DT

7/28.....Signed

VIZCAINO, Tristan - K

1/21.....Signed as Reserve/Future

4/22.....Waived

ZUERLEIN, Greg - K

3/30.....Signed