



CLEVELAND BROWNS WEEKLY GAME RELEASE | WEEK 17, GAME 16

DEC. 29, 2019 | 1 P.M. ET | AT CINCINNATI BENGALS | PAUL BROWN STADIUM

NOTABLE STORYLINES

• This week, the Browns cap their 2019 season at Cincinnati against the division-rival Bengals on Dec. 29 at 1 p.m. ET. When the teams last met in Week 14, the Browns came away with a 27-19 victory at home. A win would mark the team's fourth-consecutive win over Cincinnati since 2018 and second consecutive win in Paul Brown Stadium. The Browns last won four-straight games against the Bengals when the team won seven from 1992-95. The mark would be the third-best total in team history.

• The Browns held a 6-0 lead over the NFL-leading Baltimore Ravens in the final minutes of the second quarter last week, but the Ravens put away three unanswered touchdowns over the final moments of the second quarter and the start of the third to take down the Browns, 31-15, in the team's last home game of the 2019 season. The loss officially eliminated the Browns from playoff contention and dropped them to 6-9 heading into the 2019 finale.

• WR **Jarvis Landry** recorded seven receptions for 74 yards against the Ravens, increasing his season total to 1,092. Landry's 1,092 receiving yards are the most by a Brown since Josh Gordon (1,646) in 2013 and ranks seventh in a single season in team history. He's also the first Browns WR to record at least two seasons with 80-plus receptions and joins TEs Ozzie Newsome (1983-84) and Kellen Winslow (2006-07) as the only Browns to accomplish the feat. Landry's 81 receptions this season are tied for the seventh most by a Brown in a season and his 562 career receptions are the most all time by an NFL player through their first six seasons.

• RB **Nick Chubb** led the team with 45 rushing yards against Baltimore to increase his season total to 1,453, the most rushing yards by a Brown since Jim Brown recorded 1,544 in 1965. Chubb's league-leading 1,453 rushing yards currently rank as the fourth most in team history and his rushing total is the most by an NFL player since Dallas' Ezekiel Elliot rushed for 1,631 yards in 2016.

• QB **Baker Mayfield** threw for 192 yards and two touchdowns last week and has thrown for 3,548 yards this season, joining Brian Sipe (1979-81) as the only Browns to reach 3,500 passing yards in consecutive seasons. Mayfield's 3,548 passing yards are the eighth most by a Brown in a season and his 7,273 career passing yards are the seventh most by an NFL player in their first two years.

GAME INFORMATION

TELEVISION FOX
PLAY-BY-PLAY Brandon Gaudin
ANALYST Robert Smith
SIDELINE REPORTER Megan Olivi

RADIO University Hospitals Cleveland Browns Radio Network
FLAGSHIP STATIONS 92.3 The Fan (WKRK-FM)
ESPN 850 WKNR | WNCX (98.5 FM)
PLAY-BY-PLAY Jim Donovan
ANALYST Doug Dieken
SIDELINE REPORTER Nathan Zegura

SPANISH RADIO La Mega 87.7 FM
PLAY-BY-PLAY Rafael "Rafa" Hernandez-Brito
ANALYST Octavio Sequera

2019 NFL IMPORTANT DATES

DEC. 29

- Week 17.

JAN. 4-5

- Wild Card Playoffs.

JAN. 11-12

- Divisional Playoffs.

JAN. 18

- East-West Shrine Game, Tropicana Field, St. Petersburg, Fla.

JAN. 19

- AFC and NFC Championship Games.

JAN. 25

- Senior Bowl, Ladd-Peebles Stadium, Mobile, Alabama.

JAN. 26

- 2020 NFL Pro Bowl.

- An assistant coach, whose team is participating in the Super Bowl, who has previously interviewed for another club's head coaching job may have a second interview with such club no later than the Sunday preceding the Super Bowl.

FEB. 2

- Super Bowl LIV, Hard Rock Stadium, South Florida.

FEB. 24 - MARCH 2

- NFL Scouting Combine, Lucas Oil Stadium, Indianapolis, Indiana.

FEB. 25

- First day for clubs to designate Franchise or Transition Players.

MARCH 10

- Prior to 4:00 p.m., New York time, deadline for clubs to designate Franchise or Transition Players.

MARCH 16-18

- During the period beginning at 12:00 noon, New York time, on March 16 and ending at 3:59:59 p.m., New York time, on March 18, clubs are permitted to contact, and enter into contract negotiations with, the certified agents of players who will become Unrestricted Free Agents upon the expiration of their 2019 Player Contracts at 4:00 p.m., New York time, on March 18.

- During the above two-day negotiating period, a prospective UFA who is not represented by an NFLPA Certified Contract Advisor is permitted to communicate directly with a new club's front office officials (excluding the head coach and other members of the club's coaching staff) regarding contract negotiations.

- No prospective Unrestricted Free Agent is permitted to execute a contract with a new club until 4:00 p.m., New York time, on March 18.

MARCH 18

- The 2020 League Year and Free Agency period begin at 4:00 p.m., New York time.

AFC NORTH SCHEDULE


LAST WEEK

BALTIMORE (13-2) at CLEVELAND (6-9)	BAL, 31-15
CINCINNATI (1-14) at Miami (4-11)	MIA, 38-35
PITTSBURGH (8-7) at N.Y. Jets (5-9)	NYJ, 16-10

THIS WEEK

PITTSBURGH (8-7) at BALTIMORE (13-2)	Dec. 29, 1 p.m. ET
CINCINNATI (1-14) at CLEVELAND (6-9)	Dec. 29, 1 p.m. ET

HOW THEY COMPARE



HC FREDDIE KITCHENS



HC ZAC TAYLOR

FREDDIE KITCHENS: 6-9, FIRST SEASON AS A HEAD COACH. Freddie Kitchens was named the head coach of the Cleveland Browns on Jan. 12, 2019. This is Kitchens' second season with the Browns, previously working as RB/assoc. HC and OC in 2018. Prior to Cleveland, Kitchens worked with the Dallas Cowboys and Arizona Cardinals from 2006-17, coaching TEs, RBs and QBs. Kitchens was a QB at the University of Alabama from 1993-97 where he threw for 4,668 passing yards and 30 touchdowns.

ZAC TAYLOR: 1-14, FIRST SEASON AS A HEAD COACH. Zac Taylor was named head coach of the Cincinnati Bengals on February 4, 2019. This is Taylor's seventh season working in the NFL. Taylor began his NFL coaching career with the Miami Dolphins where he served as quarterbacks coach and offensive coordinator from 2012-15. Taylor spent one season as the offensive coordinator and QB coach for the University of Cincinnati in 2016 before returning to the NFL in 2017. Taylor served as the Los Angeles Rams' assistant WR coach before becoming QB coach for the Rams in 2018. Taylor played football at the collegiate level at Wake Forest (2002-03), Butler Community College (2004) and the University of Nebraska (2005-2006). Taylor posted a record of 17-9 with the Cornhuskers, throwing for 5,850 yards and 45 touchdowns.

2019 NFL REGULAR SEASON RANKINGS

	BROWNS	BENGALS
Points PG	20.8 (22)	16.4 (32)
Total YPG	342.8 (18)	320.5 (26)
Rushing YPG	121.3 (11)	89.2 (28)
Passing YPG	221.5 (23)	231.3 (18)
Points APG	24.0 (20)	26.5 (25)
Total Defensive YPG	361.6 (19)	399.1 (30)
Rushing Defensive YPG	142.4 (30)	153.9 (32)
Passing Defensive YPG	219.2 (9)	245.2 (20)
Turnover Ratio	-6 (24t)	-16 (31t)

HEAD TO HEAD

A head-to-head look at each teams' top 2019 offensive and defensive weapons.

PASSING

QB	Cmp	Att	Yds	TD	Int	Rate
Baker Mayfield	305	507	3,548	19	18	79.1
Andy Dalton	298	500	3,304	15	13	78.5

RUSHING

RB	Att	Yds	Avg	TD
Nick Chubb	285	1,453	5.1	8
Joe Mixon	252	975	3.87	3

RECEIVING

WR	Rec	Yds	Rec/G	TD
Jarvis Landry	81	1,092	72.8	5
Tyler Boyd	85	987	65.8	3

TACKLES

Player	Asst	Solo	Tot
Joe Schobert	41	84	125
Nick Vigil	50	57	107

SACKS

Player	Sacks
Myles Garrett	10.0
Carlos Dunlap	6.5

PASS DEFENSES

Player	PD
Joe Schobert and Denzel Ward	9
Jessie Bates III	9

INTERCEPTIONS

Player	Int
Joe Schobert	4
Jessie Bates III	3

SERIES HISTORY

REGULAR SEASON RESULTS VS. CINCINNATI BENGALS SINCE 1999

	Date	Result	Score
Cincinnati Bengals	10/10/1999	L	17-18
at Cincinnati Bengals	12/12/1999	L	28-44
at Cincinnati Bengals	9/10/2000	W	24-7
Cincinnati Bengals	10/29/2000	L	3-12
at Cincinnati Bengals	10/14/2001	L	14-24
Cincinnati Bengals	11/25/2001	W	18-0
Cincinnati Bengals	9/15/2002	W	20-7
at Cincinnati Bengals	11/17/2002	W	27-20
Cincinnati Bengals	9/28/2003	L	14-21
at Cincinnati Bengals	12/28/2003	W	22-14
Cincinnati Bengals	10/17/2004	W	34-17
at Cincinnati Bengals	11/28/2004	L	48-58
Cincinnati Bengals	9/11/2005	L	13-27
at Cincinnati Bengals	12/11/2005	L	20-23
at Cincinnati Bengals	9/17/2006	L	17-34
Cincinnati Bengals	11/26/2006	L	0-30
Cincinnati Bengals	9/16/2007	W	51-45
at Cincinnati Bengals	12/23/2007	L	14-19
at Cincinnati Bengals	9/28/2008	W	20-12
Cincinnati Bengals	12/21/2008	L	0-14
Cincinnati Bengals	10/4/2009	L (OT)	20-23
at Cincinnati Bengals	11/29/2009	L	7-16
Cincinnati Bengals	10/3/2010	W	23-20
at Cincinnati Bengals	12/19/2010	L	17-19
Cincinnati Bengals	9/11/2011	L	17-27
at Cincinnati Bengals	11/27/2011	L	20-23
at Cincinnati Bengals	9/16/2012	L	27-34
Cincinnati Bengals	10/14/2012	W	34-24
Cincinnati Bengals	9/29/2013	W	17-6
at Cincinnati Bengals	11/17/2013	L	20-41
at Cincinnati Bengals	11/6/2014	W	24-3
Cincinnati Bengals	12/14/2014	L	0-30
at Cincinnati Bengals	11/5/2015	L	10-31
Cincinnati Bengals	12/6/2015	L	3-37
at Cincinnati Bengals	10/23/2016	L	17-31
Cincinnati Bengals	12/11/2016	L	10-23
Cincinnati Bengals	10/1/2017	L	7-31
at Cincinnati Bengals	11/26/2017	L	16-30
at Cincinnati Bengals	11/25/2018	W	35-20
Cincinnati Bengals	12/23/2018	W	26-18
Cincinnati Bengals	12/8/2019	W	27-19

Regular Season Totals	42-50	.457
Home	26-20	.565
Away	16-30	.348

NOTABLE CONNECTIONS

• Pro Football Hall of Fame coach **Paul Brown** was the Browns' first head coach and general manager. **Brown** coached the Browns from 1942-62, before later founding the Cincinnati Bengals and becoming the Bengals' first head coach and general manager. **Brown** coached the Bengals from 1968-75.

• Bengals CB **B.W. Webb** was with the Browns in 2017.

• Bengals DL coach **Nick Eason** served as a coaching intern for the Browns in 2013. Eason also played for the Browns from 2004-06.

• Bengals DE **Sam Hubbard**, G **Michael Jordan** and C **Billy Price** played at Ohio State.

• Bengals defensive quality control coach **Jordan Kovacs** is a native of Curtice, Ohio.

• Bengals G/C **Billy Price** is from Austintown, Ohio.

• Browns special teams coordinator **Mike Priefer** (2006-08) served on the Kansas City staff with Bengals WR coach **Bob Bicknell** (2007-09).

• Browns OL coach **James Campen** (2004-18), asst. OL coach **Jeff Blasko** (2016-18) and pass game coordinator/secondary's coach **Joe Whitt** (2008-18) coached with Bengals QB coach **Alex Van Pelt** (2012-17) in Green Bay.

• Browns DT **Sheldon Richardson** played with Bengals K **Randy Bullock** for the Jets in 2015.

• Browns WR **Odell Beckham Jr.** (2014-18) and DE **Olivier Vernon** (2016-18) played with Bengals OT **Bobby Hart** (2015-16), CB **B.W. Webb** (2018) and G **John Henry** (2014-17) for the Giants. Vernon and Henry also played in Miami together for two seasons from 2012-13.

• Browns CB **Denzel Ward** played at Ohio State with Bengals G **Michael Jordan**.

• Bengals RB **Joe Mixon** (2015-16) and Browns QB **Baker Mayfield** (2015-17) were teammates at Oklahoma.

THE LAST TIME AT CINCINNATI



The Cleveland Browns defeated the Cincinnati Bengals, 35-20, to secure the team's first road win since Week 5 of 2015. The Browns scored TDs on each of their first half four possessions, and continued the trend into the second half with a TD on the opening drive of the third quarter. QB Baker Mayfield threw for a career-best four TDs on 19 completions, along with 258 yards and no INTs. Mayfield's four TD passes broke the franchise's rookie record for most passing TDs in a season (17), doing so in just his eighth NFL start. The Browns opened the game with Mayfield completing all six of his opening-drive pass attempts for 71 yards on the team's initial possession, which was capped by rushing TD from RB Nick Chubb. Following a blocked FG by DL Myles Garrett, Cleveland capped a four-play, 56-yard series with a 13-yard passing TD from Mayfield to WR Antonio Callaway. The Browns continued the scoring trend on their third possession of the game, this time amassing a 12-play, 96-yard TD drive capped by a TE David Njoku six-yard receiving score. After DB Damarious Randall recorded his third INT of the season, Mayfield found Chubb for the rookie RB's second score of the half, connecting from 14 yards out to give the Browns the team's largest lead over an opponent this season (28 points). Bengals WR John Ross caught a two-yard TD pass before the half to cut into Cleveland's lead. Following the intermission, the Browns capitalized on a DL Emmanuel Ogbah fumble recovery, as TE Darren Fells caught Mayfield's fourth TD pass of the game. Cincinnati rallied for TDs on back-to-back possessions at the end of the third and beginning of the fourth quarters, narrowing Cleveland's lead to within two scores for the Bengals. Cleveland's defense ended the game by holding Cincinnati's final two possessions to consecutive turnovers on downs, taking the final score to 35-20.

TEAM	1	2	3	4	F
Cleveland	14	14	7	0	35
Cincinnati	0	7	7	6	20

SCORING SUMMARY

TEAM	Q	TIME	PLAY
Browns	1	9:11	N.Chubb 1 yd. run (G.Joseph kick) (10-78, 5:49)
Browns	1	1:37	A.Callaway 13 yd. pass from B.Mayfield (G.Joseph kick) (4-56, 1:24)
Browns	2	9:18	D.Njoku 6 yd. pass from B.Mayfield (G.Joseph kick) (12-96, 5:47)
Browns	2	2:25	N.Chubb 14 yd. pass from B.Mayfield (G.Joseph kick) (11-59, 6:44)
Bengals	2	0:32	J.Ross 2 yd. pass from A.Dalton (R.Bullock kick) (8-75, 1:53)
Browns	3	12:56	D.Fells 6 yd. pass from B.Mayfield (G.Joseph kick) (2-7, 0:45)
Bengals	3	4:56	T.Boyd 28 yd. pass from J.Driskel (R.Bullock kick) (9-75, 5:39)
Bengals	4	7:57	J.Driskel 2 yd. run (kick failed, hlu) (14-94, 6:54)

TEAM STATISTICS

	CLE	CIN
FIRST DOWNS:	24	25
TIME OF POSSESSION:	32:04	27:56
TOTAL NET YARDS: (RU/PA):	342 (84/258)	372 (129/243)
SACKS/YARDS	1/12	0/0
PUNTS/AVERAGE:	4-47.0	2-49.5
PENALTIES/YARDS:	7-61	13-96
FUMBLES/LOST:	0/0	1/1

INDIVIDUAL STATISTICS

PASSING: CLE: B.Mayfield 19-26-258 (4 TD); CIN: A.Dalton 10-17-100 (TD, INT), J.Driskel 17-29-155 (TD).

RUSHING: CLE: N.Chubb 18-28-84 (TD), D.Johnson 2-16, B.Mayfield 4-(-4), B.Perriman 1-(-12); CIN: J.Mixon 14-89, A.Dalton 2-21, G.Bernard 1-10, J.Driskel 3-9 (TD).

RECEIVING: CLE: D.Njoku 5-63 (TD), A.Callaway 4-62 (TD), N.Chubb 3-44 (TD), J.Landry 3-30, R.Higgins 1-24, D.Johnson 1-23, B.Perriman 1-6, D.Fells 1-6 (TD); CIN: T.Boyd 7-85 (TD), J.Mixon 7-66, C.Uzomah 6-39, J.Ross 3-31 (TD), A.Tate 2-15, G.Bernard 1-12, C.Core 1-7.

WHAT TO LOOK FOR THIS WEEK

TEAM

- A win will be the team's seventh of the season and will be the first time the franchise has reached at least seven wins in consecutive years since 2001-02.
- A win will be the team's fourth win over an AFC North opponent, the most in club history since the formation of the division.
- A win over the Bengals would mark the first time the team has swept Cincinnati in consecutive seasons since the formation of the AFC North.
- The Browns last won four-straight games against the Bengals when the team won seven from 1992-95. The mark would be the third-best total in team history.
- A win over the Ravens will mark the first time the Browns have beat Cincinnati on the road in consecutive seasons since 2002-03 and the sixth time overall.

WR ODELL BECKHAM JR.

- With 125-plus receiving yards, would pass Jerry Rice (1985-90) with 18 games of 125 receiving yards in a player's first six years.
- Will record 1,000 receiving yards on the year with 46 against the Bengals.
- Could become just the 10th player in history to have 1,000 receiving yards in five of his first six NFL seasons and just the third who is active.
- Would tie for the second-most 1,000-yard receiving seasons since 2014 and would be just the fifth player to have reached five seasons in the category.

WR JARVIS LANDRY

- With eight catches, will tie Ozzie Newsome (1983 and 1984) and Kellen Winslow (2006) for the most receptions by a Brown in a season with 89.
- Is five receiving yards from tying Kevin Johnson in 2001 for the sixth most by a Brown in a season with 1,097.
- Is 29 scrimmage yards from tying Mac Speedie in 1947 for the fourth most by a Browns WR in a season.
- Is 65 receiving yards from tying his career best set in 2015 (1,157).

RB NICK CHUBB

- With 74 rushing yards, will tie Jim Brown in 1958 (1,527) for the third-most rushing yards by a Brown in a season.
- With 13 rushing attempts, will tie Jamal Lewis in 2007 for the third most (298) by a Brown in a season.
- With 56 scrimmage yards, will tie Brown in 1964 (1,786) for the fourth-most scrimmage yards by a Brown in a season.
- Is 20 rushing yards from tying Brown for the most in a Browns' first two years (2,469).
- Is one rushing score from tying Kevin Mack for the second most in a Browns' first two years (17).

QB BAKER MAYFIELD

- With 245 passing yards, will tie Brian Sipe (3,793) in 1979 for the fourth most by a Brown in a season.
- With 63 passing yards, will tie Blake Bortles (7,336) in 2014-15 for the fifth most by an NFL player in his first two seasons.

PROBABLE OFFENSIVE STARTERS

WR Jarvis Landry - Recorded seven receptions for 74 yards vs. Bal...Leads Browns in receiving this season with 81 receptions for 1,092 yards and five touchdowns...Eclipsed 1,000 yards receiving for the third time in his career...Led the Browns in receiving in 2018, catching 81 passes for 976 yards...Traded from the Dolphins after leading the NFL with 112 receptions in 2017...Recorded the most receptions by any NFL player through their first six seasons with 562...Selected to the past five Pro Bowls.

LT Greg Robinson - Has appeared in 14 games this season with 13 starts at LT...Started the final eight games of the 2018 regular season with the Browns...Signed by the Browns in 2018...No. 2 overall pick by the Rams in 2014.

LG Joel Bitonio - Has not missed an offensive snap since 2016...Started all 78 games he's appeared in since being drafted by the Browns in the second round (35th overall) of the 2014 draft...Earned first career Pro Bowl selection in 2018 and was a second-team All-Pro honoree.

C JC Tretter - Started the past 47 games at C and has not missed an offensive snap since joining the Browns in 2017...Signed three-year contract extension in Week 10 this year...Originally selected by the Green Bay Packers in the fourth round of the 2013 NFL Draft...Joined the Browns as an unrestricted free agent in 2017.

RG Wyatt Teller - Has appeared in 14 games with eight starts in 2019...Acquired by the Browns in a trade with the Bills on August 29, 2019...Originally drafted by Buffalo in the fifth round of the 2018 draft...Started the Bills' final seven regular season games in 2018.

RT Chris Hubbard - Has appeared in 13 games with 12 starts at RT this season...Moved to LT mid-game in the opener following an injury on the line...Started at RT in all 16 games in 2018...Joined the Browns in 2018 following five seasons with the Steelers.

TE Demetrius Harris - Recorded one reception for one yard and a touchdown vs. Bal...Has appeared in 14 games this season with five starts...Has 15 receptions for 149 yards and three touchdowns this season...Signed by the Browns as an unrestricted free agent this offseason...Initially signed by Kansas City as an undrafted free agent in 2013...Posted a career-high three scoring grabs in 2018...Played college basketball at Milwaukee.

WR Odell Beckham Jr. - Recorded four receptions for 44 yards and a touchdown vs. Bal...Ranks second on the team in receiving with 82 receptions for 954 yards and three touchdowns...Eclipsed 1,000 receiving yards in four of his first five seasons, missing only 2017, when ankle injuries limited him to four games...Three-time Pro Bowler and two-time All-Pro...First-round pick by the Giants in 2014 and joined the Browns via trade in 2019.

QB Baker Mayfield - Voted Browns' season-long captain by his teammates...3,548 passing yards and 19 touchdowns...Set NFL rookie record with 27 passing TDs in 2018, despite starting just 13 games...First overall selection of the 2018 NFL Draft...2017 Heisman Trophy Winner.

RB Nick Chubb - Voted starter for 2020 Pro Bowl...Has rushed for 1,453 yards (96.87 YPG) and eight touchdowns this season...Leads NFL in rushing yards...Set a Browns rookie record with 996 rushing yards in 2018, while adding 10 total touchdowns...Recorded the longest run in Browns history and the second-longest by a rookie in NFL history with a 92-yard score against Atlanta on Nov. 11, 2018...Second-round pick in 2018...Finished collegiate career ranked second in Georgia history in rushing yards.

RB Kareem Hunt - Caught four passes for 33 yards vs. Bal...Has 167 rushing yards, 191 receiving yards and three total touchdowns this season...Suspended first eight games...Named to the 2018 Pro Bowl...Earned the 2017 NFL rushing title with 1,327 yards...Originally drafted by Kansas City in the third round of the 2017 NFL draft.

OFFENSIVE RESERVES

TE Pharaoh Brown - Inactive the past five games...Appeared in nine games this season with six starts...Spent five weeks on the Browns' active roster last year but did not appear in a game...Also spent four weeks on the Browns' practice squad in 2018...Appeared in two games with Oakland in 2017 after signing as an undrafted free agent.

TE Stephen Carlson - Has appeared in eight games this season with six starts...Has recorded five receptions for 51 yards and a touchdown in eight games...Elevated to Browns' active roster on Nov. 1...Signed as an undrafted free agent out of Princeton on May 3.

G Drew Forbes - Has appeared in one game this season...Activated from IR on November 14...Selected by the Browns in the sixth round (189th overall) in the 2019 NFL Draft.

QB Garrett Gilbert - Has appeared in five games...Signed by the Browns this offseason after playing with the Orlando Apollos of the Alliance of American Football...Led the AAF in passing yards...Sixth-round pick by the Rams in 2014.

WR Rashard Higgins - Has appeared in 10 games this season...Inactive Weeks 2-5 with a knee injury...Set career highs in 2018 with 39 receptions for 572 yards and four touchdowns...Selected by the Browns in the fifth round in 2016...Set Colorado State career records for receptions (239), receiving yards (3,649) and TDs (31)...Led the nation in 2014 with 1,750 receiving yards and 17 TD receptions.

RB Dontrell Hilliard - Has returned 17 kickoffs for 421 yards (24.8 avg) and 15 punts for 107 yards this season...Appeared in 14 games this season with two rushing touchdowns...Tied for team-lead in special teams tackles (10)...Appeared in 11 games last year...Signed as an undrafted free agent in 2018 out of Tulane.

WR KhaDarel Hodge - Has appeared in all 15 games this season with one start, contributing primarily on special teams with 13 ST tackles...Claimed via waivers by the Browns after final roster cuts...Played 14 games with the Rams in 2018...Began his college career as a quarterback at Alcorn State before transitioning to the wide receiver at Prairie View A&M.

RB D'Ernest Johnson - Has appeared in all 15 games this season...Has four carries for 21 yards and six receptions for 71 yards this season...Joined the Browns after playing with the Orlando Apollos of the Alliance of American Football...Finished third in the AAF in rushing yards...Finished as South Florida's career all-purpose yardage leader.

G Eric Kush - Has appeared in every contest this season with seven starts at RG...Signed by the Browns as a free agent this offseason...Seven-year vet who has also appeared in games with the Bears (2016-18), Rams (2015) and Chiefs (2013-14)...Originally a sixth-round pick by Kansas City in 2013.

T Kendall Lamm - Has appeared in four games this season with two starts...Inactive Weeks 2-12 (knee)...Appeared as a reserve in the opener before sustaining a knee injury...Signed by the Browns as an unrestricted free agent this offseason...Appeared in 56 career games with 24 starts...Started a career-high 13 games in 2018 with the Texans.

T Justin McCray - Has appeared in 14 games with three starts this season...Acquired by the Browns in a trade with the Packers on August 31, 2019...Appeared in 12 games with five starts for Green Bay in 2018...Also spent time in the Arena Football League.

TE David Njoku - Has appeared in three games with one start...Has recorded five receptions for 45 yards and one touchdown...Placed on IR (wrist) prior to Week 3 and was activated off IR on December 7...Set career highs last year in receptions (56) and receiving yards (639) while adding touchdowns...His nine career receiving touchdowns are tied for second most by a Browns TE in their first three seasons...First-round draft pick out of Miami (Fla.) in 2017.

WR Damion Ratley - Has appeared in 12 games this season with three starts...Has 10 receptions for 136 yards...Played in 13 games with three starts as a rookie last year...Sixth-round pick of the 2018 draft.

TE Ricky Seals-Jones - Has appeared in 13 games with three starts in 2019...Has 14 receptions for 239 yards and four touchdowns this season...Claimed via waivers from the Cardinals during final roster cuts...Set career highs last year in receptions (34), receiving yards (343) and games played (15)...Initially signed by Arizona as an undrafted free agent in 2017.

WR Taywan Taylor - Inactive the past 10 games...Appeared in three games this season...Acquired by the Browns in a trade with Tennessee Titans on August 31, 2019...Third-round pick by the Titans in 2017.

PROBABLE DEFENSIVE STARTERS

DE Chad Thomas - Appeared in every game this season, starting eight...24 tackles, four sacks, one passes defended and a fumble recovery this season...Saw action in four games as a rookie last year...Third-round pick in 2018.

DT Sheldon Richardson - Third on the team with 59 tackles, adding three sacks, four passes defended and three forced fumbles (leads team)...Signed by the Browns as an unrestricted free agent this offseason...Spent time with the Jets (2013-16), Seahawks (2017) and Vikings (2018)...2013 NFL Defensive Rookie of the Year after being selected by the Jets in the first round in 2013...Selected to the Pro Bowl in 2014.

DT Larry Ogunjobi - 44 tackles, 5.5 sacks (second on team), 12 quarterback hits and one passes defended this season...Matched career-best 5.5 sacks in a season with a 0.5 sack performance Week 14 vs. Cin...12.0 sacks on his career...Played in 43 games since entering the league in 2017...First player drafted in the NFL from Charlotte after being selected in the third round in the 2017.

DE Olivier Vernon - Missed Weeks 10-12 and 14-16 (knee)...24 tackles, 3.0 sacks and 10 quarterback hits this season...Tallied his 54th sack of his career at Den...Eight-year vet who joined the Browns via trade this offseason...Led the Giants last year in sacks...Earned second team All-Pro honors in 2016 and was selected to the Pro Bowl in 2018...Third-round pick by Miami in 2012.

WILL Mack Wilson - Second on team with 72 tackles (40 solo)...Has also recorded one interception, one sack, seven passes defended (second on team) and a forced fumble this season...Tallied his first NFL interception Week 15 at Ari...Has started every game since Week 3 at WILL...Fifth-round pick this year out of Alabama.

MIKE Joe Schobert - Leads team and second in AFC with 125 total tackles...Has registered 100-tackle campaigns in three straight seasons (2017-19)...Recorded two interceptions in back-to-back games Weeks 11-12...Sixth LB to have two INTs in consecutive games and the first since 2005...Also tied for team lead in passes defended (9), while adding two sacks, two forced fumbles and a fumble recovery...Selected to the Pro Bowl in 2017...Drafted by the Browns in the fourth round of the 2016 NFL Draft.

SAM Adarius Taylor - Saw action in 14 games...Inactive Week 2 (ankle)...One tackle and seven special teams tackles this season...Signed by the Browns as an unrestricted free agent this offseason after four seasons in Tampa Bay (2015-17) and one in Carolina (2014).

CB Denzel Ward - Recorded first career interception for TD (61 yards) vs. Cin...Second-year pro with 38 tackles, nine passes defended (tied for first on team) and a fumble recovery in 10 games this season...Recorded his second-career blocked field goal at NE...In 2018, became the sixth Browns rookie to be named to the Pro Bowl...Finished tied for second among all NFL rookies with three interceptions last year...Fourth overall pick in 2018.

CB Greedy Williams - 44 tackles and two passes defended this season...Returned at NE after missing four games with a hamstring injury...Second-round pick by the Browns this year...Recorded eight interceptions in 24 career games at LSU.

S Damarious Randall - Started 10 games at S...58 tackles, two sacks and four passes defended this season...Missed Weeks 2-3 (concussion) and Weeks 8-9 (hamstring)...Led the Browns with four interceptions last year...One of four active players to have at least three interceptions in each of his first four seasons...First-round pick by Green Bay in 2015 where he played CB...Converted to S after being traded to the Browns in 2018.

S Juston Burris - Has collected 28 tackles, one sack, five passes defended, a forced fumble and two interceptions on the season...Made eight starts at DB and S this season...Claimed by the Browns via waivers from Oakland prior to Week 3...Originally a fourth-round pick by the Jets in 2016.

DEFENSIVE RESERVES

DT Eli Ankou - Six tackles this season...Has appeared in eight games...Signed off of the Jaguars' practice squad prior to Week 8.

CB T.J. Carrie - Has started five games this season...Fifth on team with 52 tackles...Also has one sack, one interception, four passes defended, forced fumble and fumble recovery this season...Joined the Browns as an unrestricted free agent in 2018...Seventh-round pick by the Raiders in 2014.

DE Bryan Cox - Eight tackles and 0.5 sacks this season...Signed by the Browns prior to Week 11...Originally signed by the Panthers as an undrafted free agent in 2017...Has spent time on the Panthers' practice squad from 2017-19.

LB Tae Davis - Four special teams tackles this season...Played in eight games this season...Claimed via waivers by the Browns prior to Week 9...Originally an undrafted free agent signed by the New York Giants.

DE Porter Gustin - Made NFL debut vs. Mia...Eight tackles, a sack and a fumble recovery this season...Collected first career sack Week 12 vs. Mia...Originally signed by the Saints as an undrafted free agent in 2019.

S J.T. Hassell - Three tackles on the season...Also added four tackles on special teams...Elevated to the active roster from the practice squad prior to Week 12...Spent 11 weeks on the Browns' practice squad...Originally signed by the Browns as an undrafted free agent in 2019.

DE Robert McCray - Made NFL debut Week 16 vs. Bal and recorded one tackle...Elevated from Browns' practice squad prior to Week 16...Originally signed as an undrafted free agent by Kansas City in 2018...Spent the 2018 season on the Chiefs' practice squad.

CB Terrance Mitchell - 20 tackles, one interception and three passes defended this season...Signed by the Browns as an unrestricted free agent in 2018...Has also spent time with the Bears (2015), Cowboys (2015) and Chiefs (2016-17)...Seventh-round pick by Dallas in 2014.

S Eric Murray - Returned to action after missing Weeks 8-15 (knee)...22 tackles and one pass defended...Appeared in seven games with three starts this season...Started nine games for Kansas City last year...Fourth-round pick by Kansas City in 2016...Traded to the Browns this offseason.

S Sheldrick Redwine - 31 tackles and two passes defended this season...Started the last three games at S...Seven special teams tackles this season...Inactive Weeks 4, 5 and 8 (hamstring)...Selected by the Browns in the fourth round this year out of Miami (Fla.).

LB Sione Takitaki - Made first NFL start Week 16 vs. Bal...15 tackles this season...Added five tackles on special teams...Inactive Week 1 (hamstring)...Third-round pick this year out of BYU.

CB Tavierre Thomas - Played in every game this season...Third on team in special teams tackles (9)...Nine kickoff returns for 185 yards...Claimed by the Browns via waivers during final roster cuts in 2018 from Arizona.

DT Justin Zimmer - Saw action in Week 16 and recorded one tackle...Signed to the Browns from the Falcons' practice squad prior to Week 14...Signed by the Bills as an unrestricted free agent in 2016...Spent time on the Saints' (2016) and Falcons' (2018) practice squad prior to coming to Cleveland.

SPECIALISTS

P Jamie Gillan - Tied for fourth in the NFL with longest punt of the season (71)...September 2019 Special Teams Player of the Month...Only undrafted rookie to make the Browns 53-man roster this year...Kicked and punted while at Arkansas-Pine Bluff...Native of Scotland and moved to the U.S. as a teenager.

K Austin Seibert - 24 for 28 on FGs and 28 for 32 on PATs...Has scored the most points by a rookie in Brown's history (100)...Selected by the Browns in the fifth round...Finished career at Oklahoma as the all-time leading scorer in FBS history with 499 points...2018 Big 12 Special Teams Player of the Year.

LS Charley Hughlett - Handled all of the Browns' long-snapping duties since 2015...One special teams tackle this season...Voted Browns' season-long captain by his teammates...Signed to the Browns' active roster from the Chiefs' practice squad on Dec. 24, 2014.

A SLAM MONK

OC **Todd Monken** is in his first season with Cleveland in 2019 after spending the last three years as the Tampa Bay Buccaneers' OC. Last year, the Buccaneers offense was one of the top in the league. Tampa Bay led the NFL in passing yards per game (320.3), while ranking third in total yards per game (415.5), third in third down conversion rate (46.0) and fourth in yards per play (6.30). The 2018 offense, led by Monken, was also the best in team history, owning the most yards (6,648), most passing yards (5,125), most points (396) and most first downs (388) in franchise history. Additionally, Tampa Bay's 5,125 passing yards in 2018 were the fourth most in a single season in team history.

Monken also helped Buccaneers WR Mike Evans rank third in the NFL in receiving yards (1,524) in 2018, establishing a new franchise record.

WHERE THERE'S A WILKS, THERE'S A WAY

DC **Steve Wilks** came to Cleveland in 2019 after serving as the Arizona Cardinals' HC in 2018. Under his guidance, the Cardinals finished fourth (203.9 yards per game) in the NFL against the pass. The unit also recorded 49 sacks, the fifth-best total in the league and the third best in the NFC. The total was also the fourth highest in team history.

SPECIAL DELIVERY

STC **Mike Priefer** is in his 13th season as an NFL STC and first with the Browns in 2019. While with the Minnesota Vikings (2011-18), Priefer's units led the NFL with 14 special teams touchdowns. The Vikings scored on seven kickoff returns, five punt returns and two touchdowns off blocked punts. In 2018, the Vikings' Marcus Sherels broke the team's career punt return yardage record and also holds the record for most punt returns for scores (five), the most in the NFL since 2012. Sherels has also returned the most punts for 20-plus yards in the NFL over the same span (29).

FEELING AT HOME

The 2019 Browns won four consecutive games at FirstEnergy Stadium this year, their longest home winning streak since 2007 when the club won seven consecutive games. Additionally, the club's .500 winning percentage at home tied for the third highest at FirstEnergy Stadium (since 1999).

1999-2019 BROWNS TEAM LEADERS: CONSECUTIVE WINS AT HOME IN A SINGLE SEASON

Year	Streak
1. 2007	7
2. 2019	4
3t. 2018	3
3t. 2014	3
3t. 2009	3
3t. 2001	3

1999-2019 BROWNS TEAM LEADERS: WINNING PERCENTAGE AT HOME IN A SINGLE SEASON

Year	Win %
1. 2007	.875
2. 2018	.688
3t. 2019	.500
3t. 2014	.500
3t. 2005	.500
3t. 2001	.500
3t. 2012	.500
7t. 2010	.375
7t. 2002	.375
7t. 2004	.375
7t. 2013	.375
7t. 2011	.375
7t. 2009	.375

This season is first time the franchise has won at least half of its home games in two straight years since 1992-94.

Additionally, 2018-19 marks the first time the franchise has reached at least six wins in consecutive years since 2001-02.

NORTHERN SUCCESS

The Browns have recorded their first season in which they have defeated all three AFC North division opponents at least once and the first time the franchise has beaten the Ravens and Steelers in the same season. The Browns are also 3-2 in divisional play, their highest winning percentage (.600) in the division since the formation of the AFC North in 2002.

ALL-TIME BROWNS TEAM LEADERS: WINNING PERCENTAGE AGAINST AFC NORTH OPPONENTS IN A SINGLE SEASON

Year	Win %
1. 2019	.600
2. 2018	.583
3t. 2007	.500
3t. 2002	.500
5t. 2014	.333
5t. 2003	.333
5t. 2004	.333
5t. 2012	.333
5t. 2013	.333

2019 AFC NORTH LEADERS: WINNING PERCENTAGE IN THE DIVISION

Year	Win %
1. Baltimore Ravens	.800
2t. Cleveland Browns	.600
2t. Pittsburgh Steelers	.600
4. Cincinnati Bengals	.000

Additionally, the Browns defeated the Bengals in Week 14 for the team's third consecutive win over the opponent. It marked the first time a Browns team has done so since 2001-02 (three). It was also the first time the franchise has secured at least three wins against the division in consecutive seasons since its formation.

MULTIPLE THREATS

The 2019 Browns have dangerous combinations of players on offense, including being the only team this season with a 1,000-yard rusher (Nick Chubb) and a pair of receivers with at least 70 catches for 950 receiving yards (Jarvis Landry and Odell Beckham Jr.).

The duo of Landry and Beckham Jr. are also one of just three pairs of teammates to have at least 950 receiving yards on 70-plus receptions:

CLEVELAND

Jarvis Landry (81 for 1,092) and Odell Beckham Jr. (71 for 954)

LOS ANGELES CHARGERS

Austin Ekeler (83 for 950) and Keenan Allen (95 for 1,117)

LOS ANGELES RAMS

Cooper Kupp (83 for 1,031) and Robert Woods (75 for 950)

Additionally, Landry and Chubb make up the only pair of teammates with at least 1,000 receiving yards and 1,400 rushing yards.

THIRD-AND-STOPPED

The Browns defense has allowed other teams to convert just 35.8 percent of their third downs, sixth in the NFL in 2019.

2019 NFL TEAM LEADERS: OPP. 3RD-DOWN CONV. %

Team	1st%
1. New England Patriots	31.1
2. Minnesota Vikings	34.8
3. Chicago Bears	34.8
4. Philadelphia Eagles	34.9
5. Baltimore Ravens	35.2
6. Cleveland Browns	35.8
7. Pittsburgh Steelers	36.2
8. Buffalo Bills	36.2
9. San Francisco 49ers	36.2
10. Seattle Seahawks	36.3

SACK ATTACK

Through the first 15 games of the season, the Browns' 37 sacks are tied for fourth most in franchise history since 2000.

2000-19 BROWNS TEAM LEADERS: SACKS (GAMES 1-15)

Year	Sacks
1. 2001	41
2. 2000	40
3. 2013	39
4t. 2019	37
4t. 2009	37

BIG-PLAY BROWNS

This season, the team is sixth in rushing touchdowns for 10-plus yards (five), tied for 10th in rushes for 10-plus yards (50) and tied for sixth in rushes for 15-plus yards (25).

2019 NFL TEAM LEADERS: RUSH TD (10+ YRD)

Team	10+ TD
1. San Francisco 49ers	11
2. Tennessee Titans	9
3. Arizona Cardinals	8
4. Carolina Panthers	7
5. Baltimore Ravens	6
6. Cleveland Browns	5
7t. Indianapolis Colts	4
7t. Oakland Raiders	4
7t. Seattle Seahawks	4
7t. Dallas Cowboys	4
7t. New Orleans Saints	4

2019 NFL TEAM LEADERS: RUSH (10+ YRD)

Team	10+ Avg
1. Baltimore Ravens	91
2. San Francisco 49ers	60
3t. Tennessee Titans	58
3t. Seattle Seahawks	58
5. Arizona Cardinals	57
6. Buffalo Bills	56
7. Dallas Cowboys	52
8t. Houston Texans	51
8t. Minnesota Vikings	51
10t. Cleveland Browns	50
10t. Indianapolis Colts	50

2019 NFL TEAM LEADERS: RUSH (15+ YRD)

Team	10+ Avg
1. Baltimore Ravens	41
2. San Francisco 49ers	37
3. Arizona Cardinals	31
4. Seattle Seahawks	30
5. Buffalo Bills	28
6t. Cleveland Browns	25
6t. Minnesota Vikings	25
8. Tennessee Titans	24
9. Houston Texans	23
10t. Indianapolis Colts	22
10t. New Orleans Saints	22

RUSHING THE FIELD

As a team, the Browns' rushing attack has been one of the league's best in 2019.

2019 NFL TEAM LEADERS: RUSH YDS

Team	Yds
1. Baltimore Ravens	3,073
2. San Francisco 49ers	2,177
3. Seattle Seahawks	2,075
4. Indianapolis Colts	1,998
5. Buffalo Bills	1,981
6. Tennessee Titans	1,978
7. Dallas Cowboys	1,930
8. Arizona Cardinals	1,919
9. Minnesota Vikings	1,902
10. Houston Texans	1,900
11. Cleveland Browns	1,819

2019 NFL TEAM LEADERS: AVG

Team	Avg
1. Baltimore Ravens	5.57
2. Arizona Cardinals	5.06
3. Tennessee Titans	4.87
4. Cleveland Browns	4.86
5. Carolina Panthers	4.83

2019 NFL TEAM LEADERS: RUSH YDS/G

Team	Yds/G
1. Baltimore Ravens	204.9
2. San Francisco 49ers	145.1
3. Seattle Seahawks	138.3
4. Minnesota Vikings	135.9
5. Indianapolis Colts	133.2
6. Buffalo Bills	132.1
7. Tennessee Titans	131.9
8. Dallas Cowboys	128.7
9. Arizona Cardinals	127.9
10. Houston Texans	126.7
11. Cleveland Browns	121.3

2019 NFL TEAM LEADERS: TD

Team	TD
1t. San Francisco 49ers	20
1t. Baltimore Ravens	20
3t. Los Angeles Rams	19
3t. Carolina Panthers	19
5t. Minnesota Vikings	18
5t. Tennessee Titans	18
7t. Dallas Cowboys	17
7t. Arizona Cardinals	17
9t. New England Patriots	16
9t. Green Bay Packers	16
11t. Cleveland Browns	15
11t. Tampa Bay Buccaneers	15
11t. Indianapolis Colts	15

SOFT TOUCH

The Browns rank sixth in the league this season with a 7.9 scrimmage yards-per-touch average.

2019 NFL TEAM LEADERS: SCRIM YDS/TOUCH

Team	Avg
1. Dallas Cowboys	8.4
2. Tampa Bay Buccaneers	8.3
3. Kansas City Chiefs	8.3
4. Tennessee Titans	8.3
5. Los Angeles Chargers	8.1
6. Cleveland Browns	7.9
7. Atlanta Falcons	7.9
8. Los Angeles Rams	7.8
9. Seattle Seahawks	7.8
10. Carolina Panthers	7.8

A WELL-RECEIVED AVERAGE

The Browns receivers have continued to perform well in 2019, placing tied for fourth in receiving average (11.7) in the AFC.

2019 NFL TEAM LEADERS: REC AVG

Team	Avg
1. Tennessee Titans	13.2
2. Kansas City Chiefs	12.5
3. Los Angeles Chargers	12.0
4t. Baltimore Ravens	11.7
4t. Cleveland Browns	11.7
4t. Buffalo Bills	11.7

THE MORE YOU CAN DO

The Browns are only one of seven teams (Denver, Green Bay, L.A. Chargers, Cincinnati, New Orleans and Pittsburgh) to have two running backs (Kareem Hunt and Chubb) record 30 or more receptions this season. The Browns and Steelers are also the only teams in the league to have two RBs with 30-plus receptions and 250-plus receiving yards.

Additionally, Cleveland is the only team in the league with at least one receiving touchdown by four tight ends. Ricky Seals-Jones leads the group with a career-high four scores, while Demetrius Harris has three scores and David Njoku and Stephen Carlson each have one. The Browns join the 2018 Colts and 2018 Titans as the only teams since 2017 with a receiving touchdown by four different tight ends in one season.

RETURNING THE FAVOR

The Browns' kickoff returners have combined for the league's 10th-most kickoff return yards (735).

2019 NFL TEAM LEADERS: KICKOFF RETURN YARDS

	Team	Yds
1.	New York Giants	1,038
2.	Cincinnati Bengals	1,029
3.	Chicago Bears	859
4.	Kansas City Chiefs	810
5t.	Oakland Raiders	799
5t.	Washington Redskins	799
7.	New York Jets	791
8.	Miami Dolphins	778
9.	Buffalo Bills	737
10.	Cleveland Browns	735

AWAKEN THE SLEEPING GIANT

With the Kansas City Chiefs, General Manager John Dorsey selected three players who went on to earn first team All-Pro honors and were also selected to multiple Pro Bowls, including TE Travis Kelce (third round, 2013), CB Marcus Peters (first round, 2015) and WR Tyreek Hill (fifth round, 2016). In 2017, he drafted current Browns RB Kareem Hunt (third round), who led the NFL in rushing during his rookie season and was selected to the Pro Bowl. The year prior in 2016, LB D.J. Alexander (sixth round, 2015) was also selected to the Pro Bowl.

Dorsey's career success in the spring has been evident in the winter, as he's selected a rookie Pro Bowler in each NFL Draft from 2015-18, including CB Denzel Ward in his first draft as a Brown (2018).

DORSEY'S DRAFT SELECTIONS TO MAKE THE PRO BOWL AS ROOKIES SINCE 2015

Year	Rnd	Pick	Overall	Player	Pos	College
2018	1	4	4	Denzel Ward	CB	Ohio State
2017	3	22	86	Kareem Hunt	RB	Toledo
2016	5	28	165	Tyreek Hill	WR	West Alabama
2015	1	18	18	Marcus Peters	CB	Washington

BROWNS 2019 DRAFT CLASS

RD	NAME	POS	COLLEGE
2	Greedy Williams	CB	Louisiana St.
3	Sione Takitaki	LB	Brigham Young
4	Sheldrick Redwine	S	Miami
5a	Mack Wilson	LB	Alabama
5b	Austin Seibert	K	Oklahoma
6	Drew Forbes	T	Southeast Missouri
7	Donnie Lewis, Jr.	CB	Tulane



24 | RB NICK CHUBB

RUNNING WILD

RB Nick Chubb has emerged as one of the league's best running backs in 2019, placing top marks in multiple categories.

2019 NFL RUSHING LEADERS: YDS

	Player	Yds
1.	Nick Chubb	1,453
2.	Christian McCaffrey	1,361
3.	Derrick Henry	1,329

2019 NFL RUSHING LEADERS: ATT

	Player	Att
1.	Nick Chubb	285
2.	Ezekiel Elliott	283

2019 NFL RUSHING LEADERS: AVG (MIN. 200 ATT)

	Player	Avg
1.	Nick Chubb	5.10
2.	Mark Ingram	5.04

2019 NFL RUSHING LEADERS: TD (RB)

	Player	Avg
1t.	Christian McCaffrey	14
1t.	Aaron Jones	14
3t.	Dalvin Cook	13
3t.	Derrick Henry	13
5.	Todd Gurley	12
6.	Ezekiel Elliott	11
7.	Mark Ingram	10
8.	Josh Allen	9
9.	Nick Chubb	8

2019 NFL RUSHING LEADERS: LONG

	Player	Lng
1.	Damien Williams	91
2.	Nick Chubb	88
3.	Christian McCaffrey	84

2019 NFL RUSHING LEADERS: FIRST DOWNS

	Player	1st
1.	Chris Carson	75
2.	Ezekiel Elliott	73
3.	Lamar Jackson	71
4.	Marlon Mack	62
5t.	Nick Chubb	61
5t.	Derrick Henry	61

2019 NFL YARDAGE LEADERS: SCRIM YDS

	Player	Yds
1.	Christian McCaffrey	2,294
2.	Nick Chubb	1,730
3.	Michael Thomas	1,679

STREAK OF SUCCESS

Chubb's streak of 14 consecutive games with at least 75 scrimmage yards was the NFL's longest active streak when it ended Week 16. He's the first Brown to accomplish the feat in history. He was also the only NFL player to have at least 75 scrimmage yards in every 2019 contest, until Week 16, and the first to do so in 14 straight games since Arizona's David Johnson in 2016.

ALL-TIME BROWNS YARDAGE LEADERS: CONSECUTIVE GAMES WITH 75+ SCRIM YDS

	Player	Streak
1.	Nick Chubb	14
2.	Jim Brown	12
3.	Leroy Kelly	11

WHAT A RUSH

Chubb has posted a 96.9 rushing yards-per-game average this season, the league's best total. It also ranks eighth in team history.

2019 NFL RUSHING LEADERS: YPG

	Player	YPG
1.	Nick Chubb	96.9
2.	Derrick Henry	94.9
3.	Christian McCaffrey	90.7

ALL-TIME BROWNS RUSHING LEADERS: YPG

	Player	Year	YPG
1.	Jim Brown	1963	133.1
2.	Jim Brown	1958	127.3
3.	Jim Brown	1959	110.8
4.	Jim Brown	1965	110.3
5.	Jim Brown	1960	104.8
6.	Jim Brown	1964	103.3
7.	Jim Brown	1961	100.6
8.	Nick Chubb	2019	96.9

YARD DAWG

2

In his second NFL season, Chubb places first among the team's all-time scrimmage yards leaders through two seasons with 2,875. In the same category, he also places first with 477 rushing attempts and second with 2,449 rushing yards.

15

Through 15 games this season, Chubb ranks sixth in team history in rushing attempts (285), fourth in rushing yards (1,453) and fifth in scrimmage yards (1,730). He also ranks tied for fifth in 100-yard rushing games with seven.

20

Chubb's three rushes for 20-plus yards in Week 10 were a new career high for a single game, as well as tied for the most in a game by any player this season. His performance also tied for the most by a Brown ever in a game, while becoming the first Brown to do so since Jamal Lewis in 2007. His five rushes for 10-plus yards in the same performance tied for the third most by a Brown in history.

40

He also has eight career runs of 40-plus yards and four this season. He's one of three players to have accomplished the feat in 2019. Since last season, he's tied with Saquon Barkley with eight carries for 40-plus yards.

72

In Week 7, Chubb rushed for 72 yards in the first quarter, the second most by a Brown in an opening quarter since 1991.

90

Chubb is currently one of only two players to have reached at least 90 scrimmage yards in 12 games this season.

100

Chubb has seven 100-yard rushing games this season and 12 in his career. He is the first Brown with seven 100-yard rushing performances in one season since Leroy Kelly had seven in 1968. Chubb's seven 100-yard games are tied for the fifth-most by a Brown in a season.

115

He has rushed for 115-plus yards in five of the past 12 games.

1,000

Against the Steelers in Week 11, Chubb became the first player in 2019 to reach 1,000 rushing yards, while also reaching 2,000 for his career.

1,453

Chubb's 1,453 rushing yards this season are the most rushing yards by a Brown since Jim Brown recorded 1,544 in 1965. His total currently ranks fourth in team history.

1,730

With 1,730 scrimmage yards on the season, Chubb is the only player in Browns history to surpass 1,000 scrimmage yards in each of his first two seasons.

ANYTHING BUT AVERAGE

Chubb's career 5.13 rushing average is the highest by a Brown through his first 31 games (minimum of 100 attempts) and is tied for seventh highest by an active NFL running back in the same category.

ALL-TIME BROWNS RUSHING LEADERS: AVG THROUGH FIRST 31 CAREER GAMES (MIN. 100 ATT)

Player	Avg
1. Nick Chubb	5.13
2. Greg Pruitt	4.69
3. Larry Poole	4.42

ALL-TIME NFL RUSHING LEADERS: AVG THROUGH FIRST 31 CAREER GAMES (MIN. 100 ATT) (ACTIVE)

Player	Avg
1. Jordan Wilkins	5.79
2. Jalen Richard	5.51
3. Austin Ekeler	5.28
4. Adrian Peterson	5.24
5. Gus Edwards	5.22
6. Frank Gore	5.16
7t. Nick Chubb	5.13
7t. Devin Singletary	5.13
7t. Alvin Kamara	5.13
10. Phillip Lindsay	5.01

BIG-PLAY BACK

Chubb is tied for third in the league with 67 rushes for 10-plus yards since 2018 and is second in 2019 with 39. He's also tied for the third-most 10-plus-yard rushing touchdowns (seven) since 2018 tied for the fourth most in 2019 (four).

2019 NFL RUSHING LEADERS: RUSH 10+ YDS

Player	10+
1. Lamar Jackson	47
2. Nick Chubb	39
3. Derrick Henry	38
4. Ezekiel Elliott	33
5. Chris Carson	32
6. Leonard Fournette	31
7. Christian McCaffrey	30
8. Marlon Mack	26

2018-19 NFL RUSHING LEADERS: RUSH 10+ YDS

Player	10+
1. Ezekiel Elliott	74
2. Derrick Henry	68
3t. Nick Chubb	67
3t. Lamar Jackson	67
5. Chris Carson	65

2019 NFL RUSHING LEADERS: RUSH TD (10+ YDS)

Player	10+ TD
1. Derrick Henry	6
2t. Christian McCaffrey	5
2t. Raheem Mostert	5
4t. Nick Chubb	4
4t. Chase Edmonds	4
6t. Tevin Coleman	3
6t. Aaron Jones	3
6t. Marlon Mack	3
6t. Saquon Barkley	3

2018-19 NFL RUSHING LEADERS: TD (10+ YDS)

Player	10+ TD
1. Derrick Henry	10
2. Saquon Barkley	8
3t. Nick Chubb	7
3t. Melvin Gordon	7
5t. Christian McCaffrey	6
5t. Raheem Mostert	6
5t. Latavius Murray	6
5t. Tevin Coleman	6
5t. Aaron Jones	6
5t. Josh Allen	6

GOING THE EXTRA MILE

Chubb established himself as one of the league's top big-play backs in 2018, continuing the trend in his sophomore season.

2019 NFL RUSHING LEADERS: RUSH (20+ YDS)

Player	20+
1t. Nick Chubb	11
1t. Lamar Jackson	11
3t. Josh Jacobs	8
3t. Chris Carson	8
3t. Carlos Hyde	8
3t. Marlon Mack	8

2018-19 NFL RUSHING LEADERS: RUSH (20+ YDS)

Player	20+
1. Saquon Barkley	23
2. Nick Chubb	22
3. Lamar Jackson	19
4t. Chris Carson	16
4t. Todd Gurley	16

2018-19 NFL RUSHING LEADERS: TD (20+ YDS)

Player	20+ TD
1. Saquon Barkley	6
2t. Nick Chubb	5
2t. Phillip Lindsay	5
4t. Christian McCaffrey	4
4t. Latavius Murray	4
4t. Derrick Henry	4
4t. Tevin Coleman	4
4t. Chase Edmonds	4

BURNING RUBBER

In Week 4, Chubb rushed for 165 yards and three touchdowns, including an 88-yarder. Chubb, who had a 92-yard touchdown run in Week 10 of the 2018 season, joins Bob Hoernschemeyer (two touchdown runs from 1946-47) and Chris Johnson (three from 2008-09) as the only players in league annals with at least two touchdown runs of 85 yards or more in their first two seasons. Also, no other player in the NFL has multiple rushing scores of 85-plus yards, going back to 2016 (two years before Chubb entered the league).

ALL-TIME BROWNS RUSHING LEADERS: LONG

	Player	Date	Lng
1.	Nick Chubb	Nov. 11, 2018	92
2.	Bobby Mitchell	Nov. 28, 2004	90
3.	Nick Chubb	Sept. 29, 2019	88

IN THE NICK OF TIME

Since his rookie season in 2018, Chubb ranks third in the NFL in rushing yards (2,449), fourth in rushing average (5.13), tied for ninth in rushing touchdowns (16) and third and sixth, respectively, in rushing long (92 and 88).

2018-19 NFL RUSHING LEADERS: YDS

	Player	Yds
1.	Ezekiel Elliott	2,669
2.	Christian McCaffrey	2,459
3.	Nick Chubb	2,449

2018-19 NFL RUSHING LEADERS: AVG (MIN. 200 ATT)


	Player	Avg
1.	Lamar Jackson	5.89
2.	Matt Breida	5.22
3.	Gus Edwards	5.20
4.	Nick Chubb	5.13

2018-19 NFL RUSHING LEADERS: TD

	Player	TD
1.	Todd Gurley	29
2.	Derrick Henry	25
3.	Aaron Jones	22
4.	Christian McCaffrey	21
5t.	Josh Allen	17
5t.	Ezekiel Elliott	17
5t.	Alvin Kamara	17
5t.	Melvin Gordon	17
9t.	Nick Chubb	16
9t.	Five Others	16

2018-19 NFL RUSHING LEADERS: LONG

	Player	Lng
1.	Derrick Henry	99
2.	Lamar Miller	97
3.	Nick Chubb	92
4.	Damien Williams	91
5.	Adrian Peterson	90
6.	Nick Chubb	88



53 | LB JOE SCHOBERT

SCHO OFF

This season, LB Joe Schobert's 125 total tackles place him 11th in the league.

Also, in Week 4, he tied for the most tackles (16) in a game by a Browns player since Christian Kirksey in 2017.

2019 NFL DEFENSIVE LEADERS: TOT TACKLES

	Player	Tot
1.	Bobby Wagner	152
2.	Blake Martinez	140
3t.	Luke Kuechly	137
3t.	Jordan Hicks	137
5t.	Zach Cunningham	134
5t.	Budda Baker	134
7.	Jaylon Smith	133
8.	Cory Littleton	131
9t.	De'Vondre Campbell	126
9t.	K.J. Wright	126
11.	Joe Schobert	125

Since 2017, Schobert has been one of the NFL's toughest defenders to get past, totaling 370 tackles (fourth).

2017-19 NFL DEFENSIVE LEADERS: TOT TACKLES

	Player	Tot
1.	Blake Martinez	426
2.	Bobby Wagner	423
3.	Luke Kuechly	392
4.	Joe Schobert	370
5.	Demario Davis	354

SCHOSTOPPER

Schobert's 2019 production goes beyond tackling, tying for eighth in the NFL in interceptions with four (tied for first among LBs). He's also tied for fourth among LBs in passes defended with nine.

2019 NFL DEFENSIVE LEADERS: INT

Player	Tot
1t. Tre'Davious White	6
1t. Stephon Gilmore	6
3t. Anthony Harris	5
3t. Minkah Fitzpatrick	5
3t. Devin McCourty	5
3t. J.C. Jackson	5
3t. Marcus Peters	5
8t. Joe Schobert	4
8t. 10 Others	4

2019 NFL DEFENSIVE LEADERS: INT (LB)

Player	Tot
1t. Joe Schobert	4
1t. Darius Leonard	4
3t. Jamie Collins	3
3t. K.J. Wright	3
3t. Jordan Hicks	3

2019 NFL DEFENSIVE LEADERS: PD (LB)

Player	Tot
1t. Demario Davis	12
1t. Eric Kendricks	12
3. Luke Kuechly	11
4. K.J. Wright	10
5t. Joe Schobert	9
5t. Five Others	9

THE ONE AND ONLY

Schobert is currently the only 2019 player in the NFL to have at least 120 total tackles, two sacks, four interceptions and two forced fumbles.

Additionally, he's just one of three players all time to have recorded those numbers (first since 2013).

JOE THE SCHO

Schobert had a career month in November, leading all NFL players with four interceptions and became the sixth LB in NFL history to have at least two interceptions in consecutive games and the first to accomplish the feat since Cato June in 2005. He also became the fourth LB in NFL history to record four interceptions in the month of November and first since Stan White in 1975. During 21-7 victory against Pittsburgh, became first NFL linebacker with a sack and two picks in a game since Lavonte David in 2013.

NOT YOUR AVERAGE JOE

Through the first four years of a Browns player's career, Schobert already ranks third with 385 total tackles. Additionally, his seven forced fumbles are tied for first, while his 20 passes defended (first) and his 8.5 sacks (tied for seventh) are both top-10 marks by a Browns linebacker in the same category. His six career interceptions also rank No. 1.

ALL-TIME BROWNS DEFENSIVE LEADERS: TOT TACKLES IN FIRST FOUR YEARS

Player	Tot
1. Christian Kirksey	409
2. D'Qwell Jackson	400
3. Joe Schobert	385

ALL-TIME BROWNS DEFENSIVE LEADERS: FF IN FIRST FOUR YEARS

Player	Tot
1t. Joe Schobert	7
1t. Courtney Brown	7
1t. Kamerion Wimbley	7
1t. Jabaal Sheard	7
5t. Myles Garrett (third year)	5
5t. Daylon McCutcheon	5
5t. T.J. Ward	5
5t. Kaluka Maiava	5
5t. Wali Rainer	5

ALL-TIME BROWNS DEFENSIVE LEADERS: PD IN FIRST FOUR YEARS (LB)

Player	Tot
1. Joe Schobert	20
2. Andra Davis	19
3. Craig Robertson	15
4t. Christian Kirksey	11
4t. Barkevious Mingo	11
4t. D'Qwell Jackson	11

ALL-TIME BROWNS DEFENSIVE LEADERS: SACKS IN FIRST FOUR YEARS (LB)

Player	Tot
1. Kamerion Wimbley	26.5
2. Chip Banks	23
3. Christian Kirksey	11.5
4. Marcus Benard	11
5. Chaun Thompson	9.5
6. Joe Schobert	8.5

ALL-TIME BROWNS DEFENSIVE LEADERS: INT IN FIRST FOUR YEARS

Player	Tot
1t. Joe Schobert	6
1t. Craig Robertson	6

Schobert is currently the only player in NFL with 300-plus tackles (370), two-plus interceptions (six), five-plus sacks (eight) and five-plus forced fumbles (seven) since 2017.



80 | WR JARVIS LANDRY

LANDRY IN 2019

WR Jarvis Landry's 1,092 receiving yards this season are the AFC's fourth-best tally, while the total is also the fourth most by a Brown through 15 games in a season. Landry became the first Brown to eclipse the 1,000-yard receiving mark since Terrelle Pryor in 2015 in Week 15. His 1,092 receiving yards this season are the most by a Brown since Josh Gordon (1,646) in 2013 and ranks seventh in team history.

Landry is also the first Browns WR to record at least two consecutive seasons with 70-plus receptions, joining TEs Ozzie Newsome (1983-84) and Kellen Winslow (2006-07) as the only Browns to accomplish the feat. His 81 receptions this season are tied for the seventh most by a Brown in a season.

ALL-TIME BROWNS RECEIVING LEADERS: REC YDS IN A SEASON

	Player	Yds
1.	Josh Gordon	1,646
2.	Braylon Edwards	1,289
3.	Webster Slaughter	1,236
4.	Mac Speedie	1,146
5.	Kellen Winslow	1,106
6.	Kevin Johnson	1,097
7.	Jarvis Landry	1,092
8.	Paul Warfield	1,067
9.	Gary Barnidge	1,043
10.	Mac Speedie	1,028

ALL-TIME BROWNS RECEIVING LEADERS: REC YDS (GAMES 1-15)

	Player	Yds
1.	Josh Gordon	1,467
2.	Braylon Edwards	1,170
3.	Webster Slaughter	1,153
4.	Jarvis Landry	1,092
5.	Paul Warfield	1,067

CATCHING ON QUICKLY

With 481 career receptions through his fifth year, Landry broke the NFL record for most catches in the first five years of a career against the Ravens in Week 5 of 2018. In addition to shattering the record for most receptions through the first four years of a career in 2017 (400), Landry ranks second for most receptions during the first two years of a career (194) and tied for most in the first three years of a career (288) with Beckham Jr. In Week 11, Landry broke DeAndre Hopkins' record for most receptions in the first six years of a player's career (528).

ALL-TIME NFL RECEIVING LEADERS: REC IN FIRST SIX YEARS OF A CAREER

	Player	Rec
1.	Jarvis Landry	562
2.	DeAndre Hopkins	528
3.	Antonio Brown	526

LEADING LANDRY

Landry finished 2018 with 81 receptions for 976 yards and four touchdowns. After posting a league-best 112 receptions for 987 yards and a career-best nine touchdowns in 2017, Landry is eighth among all NFL players in receptions (274) since that time.

2017-19 NFL RECEIVING LEADERS: REC

	Player	G	Tgt	Rec
1.	Michael Thomas	47	472	374
2.	DeAndre Hopkins	46	487	315
3.	Christian McCaffrey	47	369	296
4.	Keenan Allen	47	434	294
5.	Julio Jones	46	462	293
6.	Travis Kelce	46	403	280
7.	Zach Ertz	45	401	278
8.	Jarvis Landry	47	441	274

TWO AT A TIME

Since Week 2 of his rookie season in 2014, Landry has caught at least two passes in 94 consecutive games. His streak is the best in the NFL since 2014 and is the longest that's active.

ALL-TIME NFL RECEIVING LEADERS: CONSECUTIVE GAMES WITH 2+ REC (ACTIVE STREAK)

	Player	Tot	Streak
1.	Jarvis Landry	94	Sept. 14, 2014-Pres.
2.	Odell Beckham Jr.	74	Oct. 5, 2014-Pres.
3.	Michael Thomas	62	Sept. 11, 2016-Pres.

ALL-TIME NFL RECEIVING LEADERS: CONSECUTIVE GAMES WITH 2+ REC

	Player	Tot	Streak
1.	Tim Brown	147	Oct. 10, 1993-Oct. 27, 2002
2.	Jerry Rice	146	Sept. 8, 1991-Sept. 9, 2001
3.	Antonio Brown	116	Oct. 23, 2011-Pres.
4.	Marvin Harrison	110	Oct. 20, 1996-Nov. 2, 2003
5.	Larry Fitzgerald	97	Nov. 21, 2004-Dec. 19, 2010
6.	Jarvis Landry	94*	Sept. 14, 2014-Pres.

*Active

1ST-AND-JUICE

Since 2014, Landry is sixth in the NFL in receptions caught for first downs (317).

2014-19 NFL RECEIVING LEADERS: 1ST-DOWN

	Player	G	Tgt	Rec	1st
1.	Julio Jones	91	957	616	452
2.	DeAndre Hopkins	94	957	580	414
3.	Antonio Brown	77	867	580	369
4.	Mike Evans	90	836	462	367
5.	Travis Kelce	94	710	504	327
6.	Jarvis Landry	95	850	562	317
7.	Larry Fitzgerald	93	774	528	307
8.	Odell Beckham	74	749	461	295
9.	Michael Thomas	62	593	466	294
10t.	Demaryius Thomas	90	792	484	292
10t.	T.Y. Hilton	86	714	417	292

DOUBLE TROUBLE

Since his sophomore season in 2015, Landry has reeled in double-digit receptions in nine games, tied for the league's fifth-best total in that span. He's also caught 11 passes or more in four games, tied for seventh in the NFL.

2015-19 NFL RECEIVING LEADERS: GAMES WITH 10+ REC

	Player	Tot
1.	Michael Thomas	18
2.	Antonio Brown	16
3.	Julio Jones	13
4.	Zach Ertz	10
5t.	Jarvis Landry	9
5t.	Larry Fitzgerald	9
5t.	DeAndre Hopkins	9
8t.	Davante Adams	8
8t.	Keenan Allen	8
8t.	Christian McCaffrey	8
10.	Amari Cooper	7

2015-19 NFL RECEIVING LEADERS: GAMES WITH 11+ REC

	Player	Tot
1.	Michael Thomas	11
2.	Antonio Brown	9
3.	Julio Jones	8
4.	Keenan Allen	7
5.	Zach Ertz	6
6.	Christian McCaffrey	5
7t.	Jarvis Landry	4
7t.	Amari Cooper	4
7t.	Stefon Diggs	4
7t.	DeAndre Hopkins	4
7t.	Adam Thielen	4

THIRD DOWN'S A CHARM

Landry has proven to be a go-to target on third downs since 2017, with his 70 receptions being one of the best numbers in the league in that span—no different than when he entered the league in 2014.

2017-19 NFL RECEIVING LEADERS: 3RD-DOWN REC

	Player	G	Tgt	Rec
1.	Michael Thomas	47	118	85
2t.	Julio Jones	46	123	81
2t.	Keenan Allen	47	137	81
4.	DeAndre Hopkins	46	126	76
5.	Adam Thielen	41	117	74
6.	Jarvis Landry	47	117	70
7t.	James White	44	97	66
7t.	Cooper Kupp	38	96	66
7t.	Robert Woods	42	93	66
10.	Golden Tate	41	108	65

2016-19 NFL RECEIVING LEADERS: 3RD-DOWN REC

	Player	G	Tgt	Rec
1.	DeAndre Hopkins	62	175	104
2.	Michael Thomas	62	145	102
3.	Jarvis Landry	63	152	96
4.	Adam Thielen	57	146	94
5.	Julio Jones	60	143	93

2015-19 NFL RECEIVING LEADERS: 3RD-DOWN REC

	Player	G	Tgt	Rec
1.	DeAndre Hopkins	78	227	134
2.	Julio Jones	76	188	121
3.	Jarvis Landry	79	195	117
4.	Golden Tate	73	190	114
5.	Antonio Brown	61	186	111

2014-19 NFL RECEIVING LEADERS: 3RD-DOWN REC

	Player	G	Tgt	Rec
1.	DeAndre Hopkins	94	266	157
2.	Julio Jones	91	235	149
3.	Golden Tate	89	239	148
4.	Antonio Brown	77	240	147
5.	Jarvis Landry	95	224	139
6.	Demaryius Thomas	90	226	128
7.	Travis Kelce	94	179	126
8t.	Larry Fitzgerald	93	215	125
8t.	Odell Beckham Jr.	74	209	125
10t.	Keenan Allen	70	199	120
10t.	Mike Evans	90	228	120
10t.	Cole Beasley	94	172	120

Landry celebrated his 27th birthday on Nov. 28, but before that, he became first all time in receptions by a player who is 26 or younger (540). He's also ranked fourth by a player who is 25 or younger (400) and tied for fifth with Beckham Jr. by a player who is 24 or younger (288).

TOP TIER

Since entering the league in 2014, Landry ranks among the NFL's best in the following categories:

2014-19 RECEIVING LEADERS: REC

	Player	Rec
1.	Julio Jones	616
2t.	DeAndre Hopkins	580
2t.	Antonio Brown	580
4.	Jarvis Landry	562
5.	Larry Fitzgerald	528
6.	Travis Kelce	504
7.	Golden Tate	490
8.	Zach Ertz	489
9.	Demaryius Thomas	484
10.	Michael Thomas	466
11.	Mike Evans	462
12.	Odell Beckham Jr.	461

2014-19 RECEIVING LEADERS: TGT

	Player	Tgt
1t.	Julio Jones	957
1t.	DeAndre Hopkins	957
3.	Antonio Brown	867
4.	Jarvis Landry	850
5.	Mike Evans	836
6.	Demaryius Thomas	792
7.	Larry Fitzgerald	774
8.	Odell Beckham Jr.	749
9.	Golden Tate	717
10.	T.Y. Hilton	714

2014-19 RECEIVING LEADERS: REC/G

	Player	Rec/G
1t.	Antonio Brown	7.5
1t.	Michael Thomas	7.5
3.	Julio Jones	6.8
4.	Julian Edelman	6.4
5t.	Keenan Allen	6.3
5t.	Christian McCaffrey	6.3
7t.	Odell Beckham Jr.	6.2
7t.	DeAndre Hopkins	6.2
9.	Jarvis Landry	5.9
10.	Larry Fitzgerald	5.7

ON THE ROAD

With two 13-plus reception games in away stadiums for his career, Landry ties for No. 2 all time in the category. Landry's overall total number of games with double-digit receptions in the same category (seven) is tied for the 10th-best tally in NFL history.

5 AND 50

In his first six seasons, Landry has recorded at least five receptions and 50 receiving yards in 52 games. The tally is tied for fifth in the league since 2014.

2014-19 NFL RECEIVING LEADERS: GAMES WITH 5+ REC AND 50+ REC YDS.

	Player	Tot
1.	Julio Jones	70
2.	DeAndre Hopkins	65
3.	Antonio Brown	61
4.	Demaryius Thomas	53
5t.	Jarvis Landry	51
5t.	Larry Fitzgerald	51
7.	Travis Kelce	49
8.	Odell Beckham Jr.	48

YAC ATTACK

Landry, along with Beckham Jr., have been two of the league's most-elite receivers in yards after catch since they entered the NFL in 2014.

2014-19 NFL RECEIVING LEADERS: YAC

	Player	YAC
1.	Travis Kelce	3,005
2.	Julio Jones	2,856
3.	Jarvis Landry	2,780
4.	Golden Tate	2,741
5.	Antonio Brown	2,592
6.	Randall Cobb	2,310
7.	Odell Beckham Jr.	2,247
8.	Larry Fitzgerald	2,092
9.	DeAndre Hopkins	2,016
10.	T.Y. Hilton	2,003

JARVIS IN NOVEMBER

Last month, Landry led all NFL players with five receiving touchdowns and led all AFC players with 35 receptions. He also finished third among AFC players with 415 receiving yards and became the first Brown with a touchdown catch in four consecutive games since Gary Barnidge in 2015 and the first Browns WR to accomplish the feat since Josh Gordon in 2013. Landry Helped lead the Browns to a 3-2 record in the month of November, the team's most wins in November since 2014.

2019 AFC NORTH STANDINGS

	Overall	Division
Baltimore	13-2-0	4-1-0
Pittsburgh	8-7-0	3-2-0
Cleveland	6-9-0	3-2-0
Cincinnati	1-14-0	0-4-0

ROAD RAGE

Landry, combined with Beckham Jr., have produced some of the league's best receiving numbers on the road since 2014.

2014-19 NFL RECEIVING LEADERS: YDS (AWAY)

	Player	Yds
1.	Julio Jones	4,604
2.	DeAndre Hopkins	4,062
3.	Mike Evans	3,898
4.	Antonio Brown	3,725
5.	Travis Kelce	3,163
6.	Jarvis Landry	3,083
7.	T.Y. Hilton	3,082
8.	Odell Beckham Jr.	3,018

2014-19 NFL RECEIVING LEADERS: REC (AWAY)

	Player	Rec
1.	Julio Jones	324
2.	Jarvis Landry	302
3.	DeAndre Hopkins	297
4.	Antonio Brown	290
5.	Travis Kelce	253
6.	Demaryius Thomas	243
7.	Larry Fitzgerald	241
8.	Golden Tate	240
9.	Mike Evans	232
10.	Odell Beckham Jr.	223

2014-19 NFL RECEIVING LEADERS: TD (AWAY)

	Player	TD
1.	Mike Evans	27
2.	Davante Adams	23
3t.	Odell Beckham Jr.	22
3t.	Travis Kelce	22
3t.	Antonio Brown	22

2014-19 NFL RECEIVING LEADERS: REC/G (AWAY)

	Player	Rec/G
1.	Antonio Brown	7.3
2.	Michael Thomas	7.2
3.	Julio Jones	7.0
4.	Julian Edelman	6.5
5t.	Jarvis Landry	6.4
5t.	Christian McCaffrey	6.4
7.	DeAndre Hopkins	6.3
8.	Odell Beckham Jr.	6.2

2014-19 NFL RECEIVING LEADERS: 1ST DOWNS (AWAY)

	Player	1st
1.	Julio Jones	226
2.	DeAndre Hopkins	211
3.	Mike Evans	192
4.	Antonio Brown	179
5.	Jarvis Landry	163
6t.	Travis Kelce	156
6t.	Alshon Jeffery	156
8.	Demaryius Thomas	146
9.	Michael Thomas	144
10.	Odell Beckham Jr.	143

A HANDFUL OF CATCHES

Landry has registered at least five catches in 66 career games, the best mark all time among players in their first six seasons. Additionally, he's tied for third in the NFL since 2014.

2014-19 NFL RECEIVING LEADERS: GAMES WITH 5+ REC

	Player	Tot
1.	DeAndre Hopkins	73
2.	Julio Jones	71
3.	Jarvis Landry	66

ALL-TIME NFL RECEIVING LEADERS: GAMES WITH 5+ REC (FIRST SIX YEARS)

	Player	Tot
1.	Jarvis Landry	66
2.	DeAndre Hopkins	63
3.	Antonio Brown	61
4t.	Larry Fitzgerald	59
4t.	Torry Holt	59
6t.	Randy Moss	58
6t.	Sterling Sharpe	58
8.	Marvin Harrison	57
9.	A.J. Green	56
10t.	Julio Jones	55
10t.	Brandon Marshall	55

500 CLUB

With 562 career receptions, Landry is one of just six players to have 500-plus catches since 2014, including Antonio Brown (580), Julio Jones (616), Larry Fitzgerald (528), DeAndre Hopkins (580) and Travis Kelce (504).

ELITE COMPANY

After playing in his 85th career game in Week 5, Landry totaled 503 receptions in his six-year career, joining the likes of Anquan Boldin (80), Julio Jones (80) and Antonio Brown (84) as the only players in NFL history to reach 500 catches in 85 games or fewer.

Landry was 26 years, 313 days old when he reached 500 receptions. Just two other players reached 500 receptions at a younger age in league history: Larry Fitzgerald (26 years, 90 days) and DeAndre Hopkins (26 years, 192 days).

HOW TO WATCH THE BROWNS

CLEVELAND BROWNS TELEVISION PROGRAMMING | NEWS 5

Game Day Programming

- Browns Countdown, presented by Elk & Elk (1:30 prior to the game) News 5 (WEWS)

Online Programming

- Building the Browns, Youtube (every three weeks)



13 | WR ODELL BECKHAM JR.

CAN'T STOP, WON'T STOP

In Week 2, Beckham Jr. caught an 89-yard touchdown pass, the longest of his career. The play is the fifth-longest play and touchdown from scrimmage this season.

2019 NFL YARDAGE LEADERS: LONGEST PLAYS/TD FROM SCRIM

	Player	Scrim Yds
1.	Olamide Zaccheaus	93
2.	Robby Anderson	92
3t.	Damien Williams	91
3t.	A.J. Brown	91
5.	Odell Beckham Jr.	89

BEND IT LIKE BECKHAM JR.

Since entering the league in 2014, WR Odell Beckham Jr. is tied for seventh in the league with an average of 6.2 catches per game, fourth with 86.9 receiving yards per game, fourth with 47 receiving touchdowns, seventh in receiving yards (6,430) and eighth in receiving first downs (295).

2014-19 NFL RECEIVING LEADERS: REC/G

	Player	Rec/G
1t.	Antonio Brown	7.5
1t.	Michael Thomas	7.5
3.	Julio Jones	6.8
4t.	Julian Edelman	6.4
4t.	Keenan Allen	6.3
6.	Christian McCaffrey	6.3
7t.	Odell Beckham Jr.	6.2
7t.	DeAndre Hopkins	6.2
9.	Jarvis Landry	5.9
10.	Larry Fitzgerald	5.7

His 86.9 receiving yards per game are the third-highest average in history (minimum 10 games played) behind Atlanta's Julio Jones (96.4) and New Orleans' Michael Thomas (88.3)

ALL-TIME NFL RECEIVING LEADERS: YDS/G (MIN. 10 GAMES PLAYED)

	Player	Yds/G
1.	Julio Jones	6.4
2.	Michael Thomas	88.3
3.	Odell Beckham Jr.	86.9

2014-19 NFL RECEIVING LEADERS: YDS/G

	Player	Yds/G
1.	Julio Jones	102.3
2.	Antonio Brown	100.0
3.	Michael Thomas	88.3
4.	Odell Beckham Jr.	86.9
5.	DeAndre Hopkins	83.0

2014-19 NFL RECEIVING LEADERS: TD

	Player	TD
1.	Antonio Brown	60
2.	DeAndre Hopkins	52
3.	Mike Evans	48
4.	Odell Beckham Jr.	47
5.	Davante Adams	43

2014-19 NFL RECEIVING LEADERS: YDS

	Player	Yds
1.	Julio Jones	9,310
2.	DeAndre Hopkins	7,800
3.	Antonio Brown	7,702
4.	Mike Evans	7,260
5.	T.Y. Hilton	6,582
6.	Travis Kelce	6,441
7.	Odell Beckham Jr.	6,430
8.	Jarvis Landry	6,106

2014-19 NFL RECEIVING LEADERS: 1ST DOWNS

	Player	1st
1.	Julio Jones	452
2.	DeAndre Hopkins	414
3.	Antonio Brown	369
4.	Mike Evans	367
5.	Travis Kelce	327
6.	Jarvis Landry	317
7.	Larry Fitzgerald	307
8.	Odell Beckham Jr.	295

FEELIN' LIKE A THOUSAND YARDS

Beckham Jr. has exceeded 1,000 receiving yards in four of his first five seasons, missing only 2017, when ankle injuries limited him to four games. He's one of only 14 players in history to accomplish the feat in his first five NFL seasons and is one just seven active players to do so. His four 1,000-yard seasons are currently tied for 10th all time as he works toward his fifth 1,000-yard season in six years.

ALL-TIME NFL RECEIVING LEADERS: 1,000 YDS IN FIRST SIX CAREER SEASONS

Player	Years	Tot
1. Randy Moss	1998-2003	6
2t. Lance Alworth	1963-67	5
2t. Marques Colston	2006-11	5
2t. Mike Evans	2014-19	5
2t. A.J. Green	2011-15	5
2t. Torry Holt	2000-04	5
2t. Chad Johnson	2002-06	5
2t. Brandon Marshall	2007-11	5
2t. Jerry Rice	1986-90	5
10t. Odell Beckham Jr.	2014-19	4
10t. 20 Others		4

ALL-TIME NFL RECEIVING LEADERS: 1,000 YDS IN FIRST SIX CAREER SEASONS (ACTIVE)

Player	Years	Tot
1t. Mike Evans	2014-19	5
1t. A.J. Green	2011-15	5
1t. Brandon Marshall	2007-11	5
4t. Odell Beckham Jr.	2014-19	4
4t. Nine Others		4

2014-19 NFL RECEIVING LEADERS: 1,000-YRD SEASONS

Player	Tot
1t. Mike Evans	6
1t. Julio Jones	6
3t. Antonio Brown	5
3t. DeAndre Hopkins	5
5t. Odell Beckham Jr.	4
5t. Brandin Cooks	4
5t. Amari Cooper	4
5t. T.Y. Hilton	4
5t. Michael Thomas	4

125+

Among active players, Beckham Jr. is fifth with 17 games of 125-plus receiving yards. The total ranks second behind Jones among active players in their first six years and is tied for fifth in league history in the same span.

ALL-TIME NFL RECEIVING LEADERS: GAMES WITH 125+ YARDS (ACTIVE)

Player	Tot
1. Julio Jones	32
2. Larry Fitzgerald	25
3. T.Y. Hilton	19
4. DeSean Jackson	18
5. Odell Beckham Jr.	17
6. A.J. Green	16

ALL-TIME NFL RECEIVING LEADERS: GAMES WITH 125+ YARDS IN FIRST SIX CAREER SEASONS (ACTIVE)

Player	Tot
1. Julio Jones	21
2. Odell Beckham Jr.	17
3t. A.J. Green	15
3t. T.Y. Hilton	15
5. Mike Evans	14
6. Larry Fitzgerald	13
7. Amari Cooper	12
8t. DeAndre Hopkins	11
8t. DeSean Jackson	11
10. Keenan Allen	10

ALL-TIME NFL RECEIVING LEADERS: GAMES WITH 125+ YARDS IN FIRST SIX CAREER SEASONS

Player	Tot
1. Randy Moss	23
2. Lance Alworth	22
3. Julio Jones	21
4. Calvin Johnson	19
5t. Odell Beckham Jr.	17
5t. Jerry Rice	17
7. Torry Holt	16
8t. A.J. Green	15
8t. Marvin Harrison	15
8t. T.Y. Hilton	15

100+

Beckham Jr.'s 26 career games with 100-plus yards are fifth among active players in their first six seasons and are fourth among all players since 2014.

ALL-TIME NFL RECEIVING LEADERS: GAMES WITH 100+ YARDS IN FIRST SIX CAREER SEASONS (ACTIVE)

Player	Tot
1. Julio Jones	35
2. Demaryius Thomas	29
3t. A.J. Green	28
3t. T.Y. Hilton	28
5. Odell Beckham Jr.	26
6. DeAndre Hopkins	25

2014-19 NFL RECEIVING LEADERS: GAMES WITH 100+ YARDS

Player	Tot
1. Julio Jones	42
2. Antonio Brown	34
3. DeAndre Hopkins	28
4. Odell Beckham Jr.	26

Since 2014, Beckham Jr.'s 13 games with 140-plus receiving yards are third in the league, while his six games with 150-plus yards rank tied for sixth. Additionally, his four games with 160-plus yards are tied for eighth, his two games with 170-plus yards are tied for ninth and his two games with 180-plus yards rank tied for seventh.

TRIPLE THREAT

Beckham Jr. has a streak of 60 straight games with at least three catches. It was third all time when it ended in Week 4 of this season.

ALL-TIME NFL RECEIVING LEADERS: CONSECUTIVE GAMES WITH 3+ REC

Player	Tot	Streak
1. Reggie Wayne	82	Sept. 13, 2009-Nov. 30, 2014
2. Antonio Brown	76	Sept. 8, 2013-Dec. 10, 2017
3. Odell Beckham Jr.	60	Oct. 19, 2014-Sept. 29, 2019
4. Cris Carter	58	Dec. 12, 1993-Oct. 5, 1997
5. Torry Holt	53	Nov. 21, 2004-Dec. 30, 2007

A PERFECT 10

Since 2014, Beckham Jr. has posted eight games with at least 10 receptions, tied for ninth in the NFL during that span.

2014-19 NFL RECEIVING LEADERS: GAMES WITH 10+ REC

Player	Tot
1. Antonio Brown	20
2. Michael Thomas	18
3. Julio Jones	16
4. Zach Ertz	11
5. Keenan Allen	10
6t. Jarvis Landry	9
6t. Larry Fitzgerald	9
6t. DeAndre Hopkins	9
9t. Odell Beckham Jr.	8
9t. Davante Adams	8
9t. Christian McCaffrey	8

2019 AWARDS AND HONORS

S JUSTON BURRIS

- 2019 Ed Block Courage Award Recipient

RB NICK CHUBB

- AFC Offensive Player of the Week (Week 4)
- FedEx Ground Player of the Week (Week 4)
- 2019 Art Rooney Sportsmanship Award Nominee
- 2020 Pro Bowl Selection

GM JOHN DORSEY

- 2019 Salute to Service Team Nominee

P JAMIE GILLAN

- AFC Special Teams Player of the Week (Week 2)
- AFC Special Teams Player of the Month (September)

WR JARVIS LANDRY

- 2019 Walter Payton NFL Man of the Year Team Nominee
- 2020 Pro Bowl Selection

LB JOE SCHOBERT

- AFC Defensive Player of the Week (Week 12)

LB MACK WILSON

- Maurice Bassett Award (most outstanding rookie in training camp as voted by local media)

COMING UP IN THE CLUTCH

Beckham Jr. has proven to be a reliable go-to WR when it counts since he entered the NFL, placing third in the league with 19 fourth-quarter touchdown receptions, fifth in yards (1,970), fifth in 20-plus-yard receptions (30) and seventh in receptions (131).

2014-19 NFL RECEIVING LEADERS: 4TH QUARTER TDs

Player	TD
1. Antonio Brown	21
2. DeAndre Hopkins	20
3. Odell Beckham Jr.	19
4t. Michael Thomas	14
4t. Dez Bryant	14
6t. Julio Jones	13
6t. Mike Evans	13
8t. Kyle Rudolph	12
8t. John Brown	12
8t. Jimmy Graham	12
8t. Doug Baldwin	12

2014-19 NFL RECEIVING LEADERS: 4TH QUARTER YDS

Player	Yds
1. DeAndre Hopkins	2,531
2. Julio Jones	2,391
3. Antonio Brown	2,204
4. Mike Evans	1,971
5. Odell Beckham Jr.	1,970
6. Jarvis Landry	1,786

2014-19 NFL RECEIVING LEADERS: 4TH QUARTER REC (20+ YDS)

Player	20+
1. DeAndre Hopkins	41
2t. Julio Jones	35
2t. Antonio Brown	35
4. Mike Evans	31
5. Odell Beckham Jr.	30
6t. Jarvis Landry	22
6t. Allen Robinson	22
6t. T.Y. Hilton	22

2014-19 NFL RECEIVING LEADERS: 4TH QUARTER REC

Player	Rec
1. DeAndre Hopkins	167
2. Jarvis Landry	166
3. Julio Jones	150
4t. Larry Fitzgerald	147
4t. Antonio Brown	147
6. Michael Thomas	139
7. Odell Beckham Jr.	131
8. Golden Tate	129
9. Zach Ertz	121
10. Mike Evans	119

CLASS ACT

Among the 2014 NFL Draft class, Beckham Jr. and Landry rank among the best in multiple categories.

2014-19 NFL RECEIVING LEADERS: REC (2014 DRAFT CLASS)

	Player	G	Rec
1.	Jarvis Landry	95	562
2.	Mike Evans	90	462
2t.	Odell Beckham Jr.	74	461

2014-19 NFL RECEIVING LEADERS: YDS (2014 DRAFT CLASS)

	Player	G	Yds
1.	Mike Evans	90	7,260
2.	Odell Beckham Jr.	74	6,430
3.	Jarvis Landry	95	6,106

2014-19 NFL RECEIVING LEADERS: TGT (2014 DRAFT CLASS)

	Player	G	Tgt
1.	Jarvis Landry	95	850
2.	Mike Evans	90	836
3.	Odell Beckham Jr.	74	749

2014-19 NFL RECEIVING LEADERS: TD (2014 DRAFT CLASS)

	Player	G	TD
1.	Mike Evans	90	48
2.	Odell Beckham Jr.	74	47
3.	Davante Adams	84	43
4.	Brandin Cooks	87	34
5.	Allen Robinson	71	33
6t.	Jarvis Landry	95	31
6t.	Sammy Watkins	75	31

2014-19 NFL RECEIVING LEADERS: YDS/G (2014 DRAFT CLASS)

	Player	G	Yds/G
1.	Odell Beckham Jr.	74	86.9
2.	Mike Evans	90	80.7
3.	Allen Robinson	71	65.9
4.	Brandin Cooks	87	65.4
5.	Jarvis Landry	95	64.3

2014-19 NFL SCORING LEADERS: PTS (2014 DRAFT CLASS)

	Player	G	Pts
1.	Mike Evans	90	302
2.	Odell Beckham Jr.	74	282
3.	Davante Adams	84	266
4.	Devonta Freeman	76	258
5.	Brandin Cooks	87	218
6.	Carlos Hyde	79	212
7.	Jarvis Landry	95	208
8.	Allen Robinson	71	202
9t.	James White	77	188
9t.	Sammy Watkins	75	188

2014-19 NFL YARDAGE LEADERS: SCRIMM YDS (2014 DRAFT CLASS)

	Player	G	Scrim Yds
1.	Mike Evans	90	7,260
2.	Odell Beckham Jr.	74	6,514
3.	Jarvis Landry	95	6,295
4.	Brandin Cooks	87	5,971
5.	Devonta Freeman	76	5,914

2014-19 NFL YARDAGE LEADERS: ALL-PURPOSE YDS (2014 DRAFT CLASS)

	Player	G	A-P Yds
1.	Jarvis Landry	95	8,454
2.	Mike Evans	90	7,257
3.	Odell Beckham Jr.	74	6,851
4.	Brandin Cooks	87	6,032
5.	Devonta Freeman	76	5,914

BIG-PLAY OBJ

Beckham Jr.'s 87 catches of 20-plus yards since 2014 rank seventh in the league since that time, despite playing in at least six fewer games than the rest of the top-10 players in the category.

2014-19 NFL RECEIVING LEADERS: REC (20+)

	Player	20+
1.	Julio Jones	150
2.	DeAndre Hopkins	112
3.	Antonio Brown	111
4.	Mike Evans	108
5.	T.Y. Hilton	106
6.	Travis Kelce	89
7.	Odell Beckham Jr.	87
8.	Brandin Cooks	85
9.	Emmanuel Sanders	83
10.	Rob Gronkowski	79

10 TO A HUNDRED

Among all active players, Beckham Jr.'s seven career games with a minimum of 10 receptions for 100 yards rank tied for eighth.

ALL-TIME NFL RECEIVING LEADERS: GAMES WITH 10+ REC AND 100+ YDS (ACTIVE)

	Player	Tot
1.	Julio Jones	18
2.	Michael Thomas	15
3.	Larry Fitzgerald	12
4t.	Keenan Allen	10
4t.	A.J. Green	10
6t.	Zach Ertz	9
6t.	DeAndre Hopkins	9
8t.	Odell Beckham Jr.	7
8t.	Amari Cooper	7
10.	Jason Witten	6

5+1

With 25 games of five-plus catches and at least one touchdown reception, Beckham Jr. ranks tied for fifth in that span.

2014-19 NFL RECEIVING LEADERS: GAMES WITH 5+ REC AND 1+ TDs

	Player	Tot
1.	Antonio Brown	39
2.	DeAndre Hopkins	31
3t.	Mike Evans	29
3t.	Julio Jones	29
5t.	Odell Beckham Jr.	25
5t.	Michael Thomas	25
7.	Davante Adams	24
8.	Travis Kelce	24
9t.	Jarvis Landry	23
9t.	Demaryius Thomas	23

In the same category, Beckham Jr. ranks tied for third in number of games with at least five catches and at least a pair of receiving touchdowns.

2014-19 NFL RECEIVING LEADERS: GAMES WITH 5+ REC AND 2+ TDs

	Player	Tot
1.	Antonio Brown	14
2.	DeAndre Hopkins	9
3t.	Odell Beckham Jr.	8
3t.	Mike Evans	8
5t.	Davante Adams	7
5t.	Tyreek Hill	7
5t.	Julio Jones	7
5t.	Jordy Nelson	7
5t.	Allen Robinson	7
10t.	Brandin Cooks	6
10t.	Jordan Reed	6
10t.	Emmanuel Sanders	6
10t.	Sammy Watkins	6

BROWNS ROOKIE PRO BOWLERS

• Denzel Ward	CB	2018
• Joe Thomas	OL	2007
• Chip Banks	LB	1983
• Greg Pruitt	KR	1973
• Paul Warfield	WR	1965
• Jim Brown	RB	1957

JUST PASSING BY

With 126 career passing yards, Beckham Jr. is third in the NFL since 2014 among non-QBs and is tied for second in passing touchdowns (two).

2014-19 NFL PASSING LEADERS: YDS (NON-QBs)

	Player	Yds
1.	Johnny Hekker	142
2.	Mohamed Sanu	135
3.	Odell Beckham Jr.	126
4.	Julian Edelman	90
5.	Jarvis Landry	72

2014-19 NFL PASSING LEADERS: TDs (NON-QBs)

	Player	TD
1.	Mohamed Sanu	3
2t.	Odell Beckham Jr.	2
2t.	Cecil Shorts	2
2t.	Tarik Cohen	2
2t.	Emmanuel Sanders	2

FIRST 60

After playing his 60th career game in Week 1, Beckham Jr. became the all-time leading WR in receptions (397) in a player's first 60 games. Micahel Thomas broke the record in Week 10 this season.

ALL-TIME NFL RECEIVING LEADERS: MOST REC IN FIRST 60 CAREER GAMES

	Player	Years	G	Rec
1.	Michael Thomas	2016-19	60	442
2.	Odell Beckham Jr.	2014-19	60	397
3.	Lionel Taylor	1960-64	60	386
4t.	Anquan Boldin	2003-07	60	372
4t.	Julio Jones	2011-15	60	372
6.	Jarvis Landry	2014-17	60	368

ALL-TIME NFL RECEIVING LEADERS: MOST REC YDS IN FIRST 60 CAREER GAMES

	Player	Years	G	Yds
1.	Lance Alworth	1962-67	60	5,907
2.	Charley Hennigan	1960-64	60	5,791
3.	Julio Jones	2011-15	60	5,575
4.	Odell Beckham Jr.	2014-19	60	5,547
5.	Michael Thomas	2016-19	60	5,211

ALL-TIME NFL RECEIVING LEADERS: MOST TDs IN FIRST 60 CAREER GAMES

	Player	Years	G	TD
1.	Lance Alworth	1962-67	60	55
2t.	Randy Moss	1998-01	60	51
2t.	Rob Gronkowski	2010-14	60	51
4.	Jerry Rice	1985-88	60	49
5.	Sonny Randle	1959-64	60	47
6t.	Odell Beckham Jr.	2014-19	60	44
6t.	Art Powell	1960-64	60	44

ALL-TIME NFL RECEIVING LEADERS: 100-YDS REC IN FIRST 60 CAREER GAMES

	Player	Tot
1.	Lance Alworth	28
2.	Charley Hennigan	27
3.	Julio Jones	25
4.	Odell Beckham Jr.	24
5.	Randy Moss	22

ALL-TIME NFL RECEIVING LEADERS: 125-YDS REC IN FIRST 60 CAREER GAMES

	Player	Tot
1.	Lance Alworth	19
2.	Odell Beckham Jr.	16
3t.	Julio Jones	15
3t.	Randy Moss	15
5t.	Isaac Bruce	12
5t.	Charley Hennigan	12
5t.	Art Powell	12

FIRST 70

After playing in his 70th career game in Week 12, Beckham Jr. cemented himself as a top all-time WR in the category.

ALL-TIME NFL RECEIVING LEADERS: MOST REC IN FIRST 70 CAREER GAMES

	Player	Years	G	Rec
1.	Michael Thomas	2016-19	61	454
2	Lionel Taylor	1960-65	70	442
3	Odell Beckham Jr.	2014-19	70	442
4	Julio Jones	2011-16	70	438
5.	Jarvis Landry	2014-18	70	431
6.	Anquan Boldin	2003-08	70	427
7.	Keenan Allen	2013-18	70	420
8.	Larry Fitzgerald	2004-08	70	397
9.	Kellen Winslow	1979-84	70	391
10.	Antonio Brown	2010-14	70	390

ALL-TIME NFL RECEIVING LEADERS: MOST REC YDS IN FIRST 70 CAREER GAMES

	Player	Years	G	Yds
1.	Lance Alworth	1962-68	70	6,902
2.	Julio Jones	2011-16	70	6,718
3.	Charley Hennigan	1960-65	70	6,427
4.	Odell Beckham Jr.	2014-19	70	6,252
5.	Art Powell	1960-65	70	5,975
6.	Jerry Rice	1985-89	70	5,924
7.	Randy Moss	1998-02	70	5,800
8.	A.J. Green	2011-15	70	5,722
9.	Torry Holt	1999-03	70	5,692
10.	Anquan Boldin	2003-08	70	5,680

ALL-TIME NFL RECEIVING LEADERS: MOST TDs IN FIRST 70 CAREER GAMES

	Player	Years	G	TD
1.	Lance Alworth	1962-68	70	64
2.	Jerry Rice	1985-89	70	62
3.	Rob Gronkowski	2010-15	70	59
4.	Art Powell	1960-65	70	56
5t.	Randy Moss	1998-02	70	55
5t.	Sonny Randle	1959-65	70	55
7.	Dez Bryant	2010-14	70	50
8t.	Odell Beckham Jr.	2014-19	70	46
8t.	Jimmy Graham	2010-14	70	46
10.	Charley Hennigan	1960-65	70	45

ALL-TIME NFL RECEIVING LEADERS: 100-YDS REC IN FIRST 70 CAREER GAMES

	Player	Tot
1.	Lance Alworth	32
2.	Julio Jones	30
3.	Charley Hennigan	28
4.	Odell Beckham Jr.	26
5.	Demaryius Thomas	25
6t.	Randy Moss	24
6t.	Art Powell	24

Beckham Jr. is also third on the all-time list of 125-plus-yard receiving games in a players' first 70 games (17).

TWO TDs

With at least two receiving scores in 11 games since entering the league in 2014, Beckham Jr. ranks second in the NFL in that category in an active player's first six years. Since being drafted, he's also second to Antonio Brown's 15 games and is tied for fourth among all active players in the NFL. He also tied for seventh all time for most multi-touchdown games in a player's first 70 contests.

ALL-TIME NFL RECEIVING LEADERS: MULTI-TD GAMES IN A PLAYER'S FIRST SIX YEARS (ACTIVE)

	Player	Tot
1.	Jimmy Graham	12
2.	Odell Beckham Jr.	11
3t.	Larry Fitzgerald	10
3t.	Demaryius Thomas	10
5.	Mike Evans	9
6t.	DeAndre Hopkins	8
6t.	Julio Jones	8
6t.	Davante Adams	8

2014-19 NFL RECEIVING LEADERS: MULTI-TD GAMES

	Player	Tot
1.	Antonio Brown	15
2.	Odell Beckham Jr.	11
3.	DeAndre Hopkins	10
4.	Mike Evans	9
5t.	Jordy Nelson	8
5t.	Davante Adams	8

ALL-TIME NFL RECEIVING LEADERS: MULTI-TD GAMES (ACTIVE)

Player	Tot
1. Larry Fitzgerald	19
2. Jimmy Graham	15
3. Julio Jones	12
4t. Odell Beckham Jr.	11
4t. Demaryius Thomas	11

ALL-TIME NFL RECEIVING LEADERS: MULTI-TD GAMES IN FIRST 70 CAREER GAMES

Player	Tot
1. Jerry Rice	17
2. Art Powell	16
3t. Lance Alworth	14
3t. Rob Gronkowski	14
5t. Antonio Freeman	12
5t. Sonny Randle	12
7t. Odell Beckham Jr.	11
7t. Seven Others	11

FAST ACTING

Beckham Jr. recorded 143 receiving yards against the Atlanta Falcons in Week 7 last year, increasing his career total to 5,073, in his 54th career game. He became the second-fastest player to reach 5,000 receiving yards in NFL history, and the fastest in the Super Bowl era. Atlanta's Julio Jones held the previous Super Bowl era record at 56 games.

In Week 9 this season, Beckham Jr. reached 6,000 receiving yards in 67 career games, the third-fastest player to reach 6,000 career receiving yards in NFL history.

Only Pro Football Hall of Famer Lance Alworth (62 games) and Julio Jones (64) reached 6,000 yards in fewer games.

ALL-TIME NFL RECEIVING LEADERS: FEWEST GAMES TO REACH 5,000 REC YDS

Player	G
1. Lance Alworth	52
2. Odell Beckham, Jr.	54
3. Julio Jones	56
4. Charley Hennigan	59
5. Randy Moss	59

ALL-TIME NFL RECEIVING LEADERS: FEWEST GAMES TO REACH 6,000 REC YDS

Player	G
1. Lance Alworth	62
2. Julio Jones	64
2. Odell Beckham, Jr.	67

SEEING RED

Beckham Jr. has impressed in the red zone since entering the league in 2014, posting top marks in several receiving categories.

2014-19 NFL RECEIVING LEADERS: RED-ZONE TD

Player	TD
1. Davante Adams	32
2. Antonio Brown	31
3. Jimmy Graham	29
4. DeAndre Hopkins	28
5t. Michael Thomas	27
5t. Alshon Jeffery	27
7t. Odell Beckham Jr.	26
7t. Jarvis Landry	26
7t. Antonio Gates	26
7t. Mike Evans	26
7t. Allen Robinson	26
7t. Travis Kelce	26

2014-19 NFL RECEIVING LEADERS: RED-ZONE REC

Player	Rec
1. Jarvis Landry	66
2. Antonio Brown	64
3. Davante Adams	63
4. Demaryius Thomas	61
5. Michael Thomas	60
6. Larry Fitzgerald	59
7. Julian Edelman	56
8. Travis Kelce	53
9. DeAndre Hopkins	51
10t. Odell Beckham Jr.	50
10t. Julio Jones	50

2014-19 NFL RECEIVING LEADERS: RED-ZONE YDS

Player	Yds
1. Davante Adams	476
2. Demaryius Thomas	455
3. Larry Fitzgerald	449
4. Michael Thomas	429
5. Antonio Brown	421
6. Travis Kelce	414
7. Jarvis Landry	410
8. Julian Edelman	392
9. DeAndre Hopkins	391
10. Julio Jones	360
11. Odell Beckham Jr.	347



6 | QB BAKER MAYFIELD

THROUGH 15

Through the first 15 games of the season, Mayfield's 3,548 passing yards are sixth, while his completions (305) are third, in that span by a Browns QB.

He became the first Brown to reach the 3,000-yard passing plateau in consecutive seasons since Bernie Kosar in 1986-87 in Week 15. Mayfield's 3,548 passing yards this season are the eighth-most by a Brown in a season, while his 7,273 career passing yards and 44 passing touchdowns are each the most by a Brown in their first two seasons.

ALL-TIME BROWNS PASSING LEADERS: YDS THROUGH THE FIRST 15 GAMES OF A SEASON

	Player	Year	Yds
1.	Brian Sipe	1981	3,829
2.	Brian Sipe	1980	3,824
3.	Derek Anderson	2007	3,635
4.	Bernie Kosar	1986	3,596
5.	Brian Sipe	1979	3,555
6.	Baker Mayfield	2019	3,548

ALL-TIME BROWNS PASSING LEADERS: CMP THROUGH THE FIRST 15 GAMES OF A SEASON

	Player	Year	Cmp
1.	Brian Sipe	1980	313
2.	Brian Sipe	1981	310
3.	Baker Mayfield	2019	297

SOPHOMORE SUCCESS

Through his first two seasons, Mayfield has already surpassed all of the second-year QBs in team history with 46 touchdowns, 615 completions and 7,273 passing yards.

ALL-TIME BROWNS PASSING LEADERS: YDS (FIRST TWO SEASONS)

	Player	Yds
1.	Baker Mayfield	7,237
2.	Bernie Kosar	5,432

ALL-TIME BROWNS PASSING LEADERS: CMP (FIRST TWO SEASONS)

	Player	Yds
1.	Baker Mayfield	615
2.	Brandon Weeden	438

ALL-TIME BROWNS PASSING LEADERS: TD (FIRST TWO SEASONS)

	Player	Yds
1.	Baker Mayfield	46
2.	Derek Anderson	34

ON THE MONEY

In the third quarter of Week 2, Mayfield connected with Beckham Jr. for an 89-yard touchdown. It was the fourth-longest pass play in Browns history and the team's longest since QB Brandon Weeden connected with WR Josh Gordon for 95 yards on Dec. 1, 2013. Additionally, it tied Vinny Testaverde for the longest pass completed by a No. 1 overall pick (ninth) and was the sixth-longest touchdown pass completed by a No. 1 overall pick in history.

X2

Dating back to last season, Mayfield tied for ninth in Browns history in games with at least two touchdown passes.

ALL-TIME BROWNS PASSING LEADERS: GAMES WITH 2+ TD PASSES

	Player	Tot
1.	Brian Sipe	42
2.	Frank Ryan	40
3.	Bernie Kosar	37
4.	Otto Graham	26
5.	Tim Couch	20
6.	Bill Nelsen	19
7.	Milt Plum	18
8.	Vinny Testaverde	15
9t.	Baker Mayfield	14
9t.	Derek Anderson	14

ALL-TIME BROWNS PASSING LEADERS: GAMES WITH 2+ TD PASSES IN FIRST TWO YEARS

	Player	Tot
1.	Baker Mayfield	14
2.	Derek Anderson	12
3.	Brandon Weeden	7

TOSSING A STREAK

Mayfield became the first Browns QB since Bernie Kosar (1986-87) to throw for at least one touchdown in 18 consecutive games. He threw at least one touchdown pass in each of his first 17 career starts and joined Pro Football Hall of Famer Kurt Warner (1999) as the only QBs in the Super Bowl era with a touchdown pass in each of his first 17 career starts.

MOST CONSECUTIVE STARTS WITH A TOUCHDOWN PASS TO BEGIN AN NFL CAREER

	Player	Years	Tot
1.	Kurt Warner	1999-2000	23
2.	Baker Mayfield	2018-19	17
3.	Brad Johnson	1996-97	15

ALL-TIME BROWNS PASSING LEADERS: MOST CONSECUTIVE GAMES WITH A TOUCHDOWN PASS

	Player	Years	Tot
1.	Frank Ryan	1965-67	23
2t.	Baker Mayfield	2018-19	18
2t.	Milt Plum	1959-61	18
4.	Bernie Kosar	1986-87	17
5.	Bill Nelsen	1969-70	14

HE GETS A KICK OUT OF IT

Rookie K Austin Seibert has connected on 24 of his 28 field goal attempts in 2019 and 28 of his 32 PATs. His 100 points are the most by a Browns rookie in history.

2019 NFL FIELD GOAL LEADERS: FG PCT

	Player	TD	FG	PAT	Pts
1.	Austin Seibert (2019)	0	24	28	100
2.	Greg Joseph (2018)	0	17	25	77
3.	Trent Richardson (2012)	12	0	0	72

Additionally, Seibert set a Browns rookie record with four field goals at Denver in Week 9. He connected on attempts of 27, 30, 30 and 39 yards. He also converted a career-long 53-yard field goal in the third quarter of Week 14, tied for the ninth-longest field goal in team history.

HOW TO LISTEN TO THE BROWNS

ESPN 850 WKNR, 92.3 THE FAN WKRK AND THE UNIVERSITY HOSPITALS CLEVELAND BROWNS RADIO NETWORK

Game Day Programming


- Cleveland Browns Game Day (begins four hours before kickoff)
- Cleveland Browns Kickoff Show (begins two hours before kickoff)
- Cleveland Browns football (game broadcast)
- LA MEGA 87.7 FM (Spanish radio game broadcast)
- The Official Postgame Show, presented by Serpentine Chevrolet (following the game's conclusion)

Weekly Programming

- The Cleveland Browns Preview Show (Wednesdays in season, 7-8 p.m.)
 - The Freddie Kitchens Show (Thursdays in season, 7-8 p.m.)
 - Cleveland Browns Daily, presented by JACK (Monday-Friday, 1-3 p.m.)
- ESPN 850 WKNR

Akron	WAKR	1590 AM
Akron	WONE	97.5 FM
Canton	WHBC	1480 AM
Canton	WHBC-FM	94.1 FM
Celina	WKKI	94.3 FM
Cleveland	WKNR*	850 AM
Cleveland	WKRK*	92.3 FM
Cleveland	WNCX*	98.5 FM
Columbus	WTOH	98.9 FM
Corry (Pa.)	WWCB	1370 AM
Dayton	WZLR	95.3 FM
Dayton	WZLR	101.1 FM
Dover	WJER	1450 AM
Erie (Pa.)	WPSE	1450 AM
Erie (Pa.)	WPSE-FM	107.1 FM
Fostoria	WFOB	1430 AM
Geneva	WKKY	104.7 FM
Lima	WWSR	93.1 FM
Mansfield	WRGM	1440 AM
Mansfield	WVNO-FM	106.7 FM
Marietta	WJAW	100.9 FM
Norman (Okla.)	KREF	1400 AM
Sandusky	WMJK	100.9 FM
Tulsa (Okla.)	KAKC	1300 AM
Uhrichsville	WBTC	1540 AM
Uhrichsville	WBTC-FM	101.9 FM
Wheeling (W.Va.)	WKXX	1600 AM
Wheeling (W.Va.)	WKXX-FM	98.1 FM
Wooster	WQKT	104.5 FM
Youngstown	WKST	1200 AM

*Denotes gameday flagship stations

**HC | FREDDIE KITCHENS**

Freddie Kitchens initially joined the Browns as running backs/associate head coach on Jan. 24, 2018. He was promoted to offensive coordinator on Oct. 29, 2018 and named head coach on Jan. 9, 2019.

An assistant coach for 20 years on the college and professional levels prior to being named the Browns' 17th full-time head coach, Kitchens had the opportunity to learn and coach with some of the best to coach the game of football. Kitchens was a graduate assistant at LSU in 2000 under head coach Nick Saban and later broke into the NFL with the Dallas Cowboys in 2006 under Pro Football Hall of Fame head coach Bill Parcells. Kitchens was one of six assistants on that 2006 Cowboys staff who went on to become an NFL head coach (Anthony Lynn, Todd Haley, Tony Sparano, Mike Zimmer and Todd Bowles).

A firm believer that football is more than just X's and O's, Kitchens' core beliefs are about trust, respect and the team over any individual. Kitchens used this philosophy when building his first coaching staff. He wanted a cohesive unit that bases everything on one thing - winning football games. He hired former head coach Steve Wilks as defensive coordinator, offensive guru Todd Monken as offensive coordinator, veteran special teams coach Mike Priefer as special teams coordinator and seasoned offensive line coach James Campen as offensive line/associate head coach.

In 2018, Kitchens took over as Browns' offensive coordinator following Week 9 and helped the team to a dramatic turnaround. During the second half of the season, the Browns finished among the league leaders in several categories including yards per game (fourth with 395.1), passing touchdowns (tied for fourth with 19) and total touchdowns (tied for sixth with 25). Cleveland surrendered just five sacks during the second half of the season - by far the lowest of any team in the league - compared to 33 in the first half. The Browns also scored touchdowns on 19 of 24 trips to the red zone en route to posting a 5-3 record over the final eight weeks.

Kitchens played a key role in the development of several rookies, including QB Baker Mayfield. The No. 1 overall pick set an NFL rookie record with 27 touchdown passes and finished sixth in NFL rookie passing yards with 3,725, despite starting just 13 games. On the ground, RB Nick Chubb set a Browns rookie record with 996 yards, including recording the longest rush in Browns history and the second-longest run by rookie in NFL history (92 yards vs. Atlanta on Nov. 11). In addition, G Joel Bitonio was selected to his first career Pro Bowl and WR Jarvis Landry was named to his fourth Pro Bowl.

Prior to the Browns, Kitchens spent 11 seasons with the Arizona Cardinals. He spent 2017 as running backs coach. He was also quarterbacks coach for four years (2013-16) and tight ends coach for six seasons (2007-12).

In 2017, Arizona acquired Adrian Peterson during a midseason trade. Peterson, who ranks 12th on the NFL all-time rushing list, led the Cardinals in rushing yards despite playing just six games.

"Benjamin E. Mays had a quote, 'those who start behind in the game of life must run faster to catch up.' I have been running fast my whole life. I think that is going to carry over into this program. I think the program of the football team, the product that you put on the field, is in direct correlation of how the coach is. That is the way I have been my whole life."

- FREDDIE KITCHENS INTRODUCTORY PRESS CONFERENCE, JAN. 14, 2019

During his time as quarterbacks coach, Kitchens helped Carson Palmer establish multiple single-season team records, including passing yards (4,671), touchdown passes (35) and passer rating (104.6). Palmer also became the only player in Cardinals history to throw for 4,000 yards in multiple seasons (2013, 2015-16). In 2015, the Cardinals had the top-ranked offense in the NFL for the first time in team history and set numerous single-season team records including points (489), touchdowns (59), touchdown passes (35), total net yards (6,533) and first downs (373).

In his final season as tight ends coach, Rob Housler recorded 42 receptions, the third-highest figure by a tight end in Cardinals history. In 2007, Arizona finished tied for fourth in the league with 32 passing touchdowns with eight coming from the tight end group.

Kitchens began his NFL coaching career in 2006 as the tight ends coach with the Dallas Cowboys. In 2006, Kitchens worked with Jason Witten, who was selected to the Pro Bowl.

Prior to the NFL, Kitchens spent seven years coaching on the college level with stops at Mississippi State (2004-05), North Texas (2001-03), Louisiana State (2000) and Glenville State (1999).

A three-year starter at quarterback for the University of Alabama (1995-97), Kitchens finished his playing career with 4,668 yards and 30 touchdown passes for the Crimson Tide. He finished his collegiate career ranked third in school history in career attempts, fourth in career passing yards and fifth in career completions. Kitchens also played baseball at Alabama his freshman and senior seasons, but a pectoral injury forced him to miss his sophomore and junior campaigns.

Kitchens returned to Alabama in April 2019 for a coaching clinic hosted by Nick Saban. As one of the featured speakers, Kitchens stressed that everyone has five choices in life – be bad at what you do, be average, be good, be excellent or be elite. He emphasized if you want to be excellent or elite, you have to have commitment, drive, focus and the passion to do things at a high level and hold yourself to a high standard.

A native of Gadsden, Ala., Kitchens earned high school All-America honors and was named Mr. Football in the state of Alabama his senior season.

Kitchens and his wife, Ginger, have two daughters, Bennett and Camden.



KITCHENS' BACKGROUND

1999	Glenville State College, offensive assistant
2000	Louisiana State University, graduate assistant
2001-03	North Texas University, running backs coach
2004	Mississippi State University, tight ends coach
2005	Mississippi State University, running backs coach
2006	Dallas Cowboys, tight ends coach
2007-12	Arizona Cardinals, tight ends coach
2013-16	Arizona Cardinals, quarterbacks coach
2017	Arizona Cardinals, running backs coach
2018	Cleveland Browns, running backs coach/associate head coach (first eight games)/ offensive coordinator (final eight games)
2019-	Cleveland Browns, head coach

THE KITCHEN STAFF

Steve Wilks (defensive coordinator); **Todd Monken** (offensive coordinator); **Mike Priefer** (special teams coordinator); **James Campen** (offensive line/associate head coach); **Al Holcomb** (run game coordinator/linebackers); **Stump Mitchell** (run game coordinator/running backs); **Joe Whitt** (pass game coordinator/secondary); **Jeff Blasko** (assistant offensive line); **Josh Christovich** (strength and conditioning assistant); **Doug Colman** (assistant special teams); **Jim Dray** (offensive quality control coach); **Alonso Escalante** (defensive quality control); **Monty Gibson** (strength and conditioning assistant); **Adam Henry** (wide receivers); **Ryan Hollern** (assistant to the head coach); **Larry Jackson** (head of strength and conditioning); **Chris Jones** (senior defensive assistant); **Dale Jones** (strength and conditioning assistant); **John Lilly** (tight ends); **Ryan Lindley** (quarterbacks); **Evan Marcus** (strength and conditioning coordinator); **Tosh Lupoi** (defensive line); **John Parrella** (assistant defensive line); **Tyler Tettleton** (offensive quality control coach); **DeWayne Walker** (defensive backs); **Jody Wright** (offensive assistant)

ALPHABETICAL ROSTER AS OF 12/23/2019

NO	NAME	POS	HT	WT	DOB	AGE	EXP	COLLEGE	HOMETOWN	HOW ACQ	GP/GS/DNP/IA
91	Ankou, Eli	DT	6-3	325	6/8/94	25	3	UCLA	Orleans, Ontario	FA - '19	8/2/0/1
13	Beckham Jr., Odell	WR	5-11	198	11/5/92	27	6	Louisiana State	New Orleans, La.	Tr. (NYG) - '19	15/15/0/0
75	Bitonio, Joel	G	6-4	320	10/11/91	28	6	Nevada	Long Beach, Calif.	D2 - '14	15/15/0/0
86	Brown, Pharaoh	TE	6-6	258	5/4/94	25	2	Oregon	Lyndhurst, Ohio	FA - '18	9/6/0/6
31	Burris, Juston	S	6-0	212	8/4/93	26	4	North Carolina State	Raleigh, N.C.	W. (Oak.) - '19	13/9/0/1*
89	Carlson, Stephen	TE	6-4	240	12/12/96	23	R	Princeton	Jamestown, N.Y.	FA - '19	8/5/0/0
38	Carrie, T.J.	CB	6-0	204	7/28/90	29	6	Ohio	Antioch, Calif.	UFA (Oak.) - '18	15/6/0/0
24	Chubb, Nick	RB	5-11	227	12/27/95	24	2	Georgia	Cedartown, Ga.	D2b - '18	15/15/0/0
94	Cox, Bryan	DE	6-3	270	6/25/94	25	3	Florida	Ft. Lauderdale, Fla.	FA - '19	5/2/0/4*
55	Davis, Tae	LB	6-1	224	8/14/96	23	2	Chattanooga	Oxford, Ala.	W. (NYG) - '19	12/1/0/4*
79	Forbes, Drew	G	6-5	308	1/18/97	22	R	Southeast Missouri State	Bonne Terre, Mo.	D6 - '19	1/0/0/5
3	Gilbert, Garrett	QB	6-4	230	7/1/91	28	2	SMU	Austin, Texas	FA - '19	5/0/8/1
7	Gillan, Jamie	P	6-1	207	7/4/97	22	R	Arkansas Pine-Bluff	Leonardtown, Md.	FA - '19	15/0/0/0
97	Gustin, Porter	DE	6-5	257	2/8/97	22	R	Southern California	Elk Ridge, Utah	FA - '19	5/0/0/0
88	Harris, Demetrius	TE	6-7	230	7/29/91	28	6	Miwaukee	Jacksonville, Ark.	UFA (K.C.) - '19	14/5/0/1
49	Hassell, J.T.	S	5-11	200	8/14/95	24	R	Florida Tech	Titusville, Fla.	FA - '19	4/0/0/1
81	Higgins, Rashard	WR	6-1	198	10/7/94	25	4	Colorado State	Dallas, Texas	D5c - '16	9/1/1/4
25	Hilliard, Dontrell	RB	5-11	202	2/26/95	24	2	Tulane	Baton Rouge, La.	FA - '18	14/0/0/1
12	Hodge, KhaDarel	WR	6-2	205	1/3/95	24	2	Prairie View A&M	D'Lo, Miss.	W. (LAR) - '19	15/1/0/0
74	Hubbard, Chris	T	6-4	295	4/23/91	28	6	UAB	Columbus, Ga.	UFA (Pit.) - '18	13/12/0/2
47	Hughlett, Charley	LS	6-4	248	5/16/90	29	5	Central Florida	Tampa, Fla.	FA - '14	15/0/0/0
27	Hunt, Kareem	RB	5-11	216	8/6/95	24	3	SMU	Willoughby, Ohio	FA - '19	7/2/0/0
30	Johnson, D'Ernest	RB	5-10	208	2/27/96	23	1	South Florida	Immokalee, Fla.	FA - '19	15/0/0/0
72	Kush, Eric	G	6-4	317	9/9/89	30	7	California (Pa.)	Bridgeville, Pa.	UFA (Chi.) - '19	15/7/0/0
70	Lamm, Kendall	T	6-5	310	6/5/92	27	5	Appalachian State	Charlotte, N.C.	UFA (Hou.) - '19	4/2/0/11
80	Landry, Jarvis	WR	5-11	196	11/28/92	27	6	Louisiana State	Metairie, La.	Tr. (Mia.) - '18	15/15/0/0
6	Mayfield, Baker	QB	6-1	215	4/14/95	24	2	Oklahoma	Austin, Texas	D1a - '18	15/15/0/0
67	McCray, Justin	G	6-3	315	5/31/92	27	3	Central Florida	Miami, Fla.	Tr. (G.B.) - '19	14/3/1/0
52	McCray, Robert	DE	6-1	273	3/24/96	23	1	Indiana	Rockdale, Ga.	FA - '19	1/0/0/0
39	Mitchell, Terrance	CB	5-11	191	5/17/92	27	6	Oregon	Sacramento, Calif.	UFA (K.C.) - '18	14/4/1/0
22	Murray, Eric	S	5-11	199	1/7/94	25	4	Minnesota	Riverside, Wis.	Tr. (K.C.) - '19	8/3/0/7
85	Njoku, David	TE	6-4	246	7/10/96	23	3	Miami (Fla.)	Cedar Grove, N.J.	D1c - '17	3/1/0/2
65	Ogunjobi, Larry	DT	6-3	305	6/3/94	25	3	Charlotte	Greensboro, N.C.	D3 - '17	14/14/0/0
23	Randall, Damarious	S	5-11	196	8/29/92	27	5	Arizona State	Pensacola, Fla.	Tr. (G.B.) - '18	10/10/0/5
18	Ratley, Damion	WR	6-2	200	4/16/95	24	2	Texas A&M	Yoakum, Texas	D6a - '18	12/3/0/3
29	Redwine, Sheldrick	S	6-0	196	11/6/96	23	R	Miami (Fla.)	Miami, Fla.	D4 - '19	11/4/1/3
98	Richardson, Sheldon	DT	6-3	294	11/29/90	29	7	Missouri	St. Louis, Mo.	UFA (Min.) - '19	15/14/0/0
78	Robinson, Greg	T	6-5	330	10/21/92	27	6	Auburn	Thibodaux, La.	FA - '18	14/13/0/1
53	Schobert, Joe	LB	6-1	245	11/6/93	26	4	Wisconsin	Waukesha, Wis.	D4a - '16	15/15/0/0
83	Seals-Jones, Ricky	TE	6-5	243	3/15/95	24	3	Texas A&M	Sealy, Texas	W. (Arz.) - '19	13/4/0/2
4	Seibert, Austin	K	5-9	211	11/15/96	23	R	Oklahoma	Bellefonte, Ill.	D5b - '19	15/0/0/0
44	Takitaki, Sione	LB	6-1	238	6/8/95	24	R	Brigham Young	Fontana, Calif.	D3 - '19	14/1/0/1
57	Taylor, Adarius	LB	6-0	230	9/21/90	29	6	Florida Atlantic	Bartow, Fla.	UFA (T.B.) - '19	14/0/0/1
10	Taylor, Taywan	WR	5-11	205	3/2/95	24	3	Western Kentucky	Louisville, Ky.	Tr. (Ten.) - '19	3/1/0/12
77	Teller, Wyatt	G	6-4	315	11/21/94	25	2	Virginia Tech	Beaeton, Va.	Tr. (Buf.) - '19	14/8/0/1
92	Thomas, Chad	DE	6-5	278	10/12/95	24	2	Miami (Fla.)	Miami, Fla.	D3 - '18	15/7/0/0
20	Thomas, Tavierre	CB	5-10	205	3/11/96	23	2	Ferris State	Detroit, Mich.	W. (Arz.) - '18	15/0/0/0
64	Tretter, JC	C	6-4	307	2/12/91	28	7	Cornell	Akron, N.Y.	UFA (G.B.) - '17	15/15/0/0
54	Vernon, Olivier	DE	6-2	262	10/7/90	29	8	Miami (Fla.)	Miami, Fla.	Tr. (NYG) - '19	9/9/0/6
21	Ward, Denzel	CB	5-11	190	4/28/97	22	2	Ohio State	Macedonia, Ohio	D1b - '18	11/11/0/4
26	Williams, Greedy	CB	6-2	185	12/3/97	22	R	Louisiana State	Shreveport, La.	D2 - '19	11/11/0/4
51	Wilson, Mack	LB	6-1	233	2/14/98	21	R	Alabama	Montgomery, Ala.	D5a - '19	15/13/0/0
99	Zimmer, Justin	DT	6-3	300	10/23/92	27	2	Ferris State	Greenville, Mich.	FA - '19	1/0/0/2

Reserve/Suspended by Commissioner (1):

95	Garrett, Myles	DE	6-4	272	12/29/95	24	3	Texas A&M	Arlington, Texas	D1a - '17	10/10/0/0
----	----------------	----	-----	-----	----------	----	---	-----------	------------------	-----------	-----------

Reserve/Injured (8):

42	Burnett, Morgan (Achilles, 11/19)	S	6-1	210	1/13/89	30	10	Georgia Tech	College Park, Ga.	FA - '19	8/8/0/2
96	Ekuale, Daniel (calf, 11/1)	DT	6-3	300	1/13/94	25	1	Washington State	Pago Pago, American Samoa	FA - '19	7/0/0/0
77	Falemakala, Lo (shoulder, 7/28)	C	6-5	303	11/30/94	25	R	Utah	West Valley City, Utah	FA - '19	0/0/0/0
56	Harvey, Willie (shoulder, 10/4)	LB	5-11	230	1/9/96	23	R	Iowa State	Hastings, Fla.	FA - '19	2/0/0/0
34	Jackson, Robert (ankle, 12/7)	CB	6-2	207	12/8/93	26	1	UNLV	Fort Myers, Fla.	FA - '19	6/0/0/4
58	Kirksey, Christian (chest, 9/21)	LB	6-2	235	8/31/92	27	6	Iowa	St. Louis, Mo.	D3a - '14	2/2/0/0
15	Montgomery, D.J. (hamstring, 8/21)	WR	6-1	201	11/17/96	23	R	Austin Peay	Durant, Miss.	FA - '19	0/0/0/0
5	Stanton, Drew (knee, 9/16)	QB	6-3	226	5/7/84	35	13	Michigan State	Farmington Hills, Mich.	UFA (Arz.) - '18	0/0/1/0

Practice Squad (10):

17	Gibson, Shelton	WR	5-11	191	3/20/95	24	2	West Virginia	Cleveland, Ohio	FA - '19	0/0/0/0
71	Gossett, Colby	G	6-5	330	6/23/95	24	1	Appalachian State	Cumming, Ga.	FA - '19	0/0/0/0
48	Grace, Jermaine	LB	6-1	223	11/8/93	26	3	Miami (Fla.)	Miami Gardens, Fla.	FA - '19	12/0/0/0*
37	Lewis Jr., Donnie	CB	6-0	190	7/21/96	23	R	Tulane	Baton Rouge, La.	D7 - '19	0/0/0/0
41	Meander, Montrel	LB	6-2	215	9/20/94	25	1	Grambling State	Amarillo, Texas	FA - '19	0/0/0/0
16	Moore, J'Mon	WR	6-3	205	5/23/95	24	2	Missouri	Missouri City, Texas	FA - '19	0/0/0/0
62	Pridgeon, Malcolm	G	6-6	331	1/20/95	24	R	Ohio State	Central Islip, N.Y.	FA - '19	0/0/0/0
33	Sankoh, Tigie#	S	5-11	214	11/4/97	22	1	Greenwich	London, England	FA - '19	0/0/0/0
66	Wright, Willie	C	6-3	300	2/25/96	23	R	Tulsa	Houston, Texas	FA - '19	0/0/0/0
59	Young, Trevon	DE	6-4	258	4/1/95	24	1	Louisville	Des Moines, Iowa.	FA - '19	0/0/0/0

Practice Squad/Injured (1):

84	Willies, Derrick (knee, 10/11)	WR	6-4	207	10/17/94	25	2	Texas Tech	San Bernadino, Calif.	FA - '19	0/0/0/0
----	--------------------------------	----	-----	-----	----------	----	---	------------	-----------------------	----------	---------

Member of NFL's International Player Development program and does not count against roster limit.

*Burris was 0/0/0/1 with Oakland, Cox was 1/0/0/3 with Carolina, Davis was 4/1/0/4 with the Giants, Grace was 12/0/0/0 with the Falcons.

NUMERICAL ROSTER AS OF 12/23/2019

NO	NAME	POS	HT	WT	DOB	AGE	EXP	COLLEGE	HOMETOWN	HOW ACQ	GP/GS/DNP/IA
3	Garrett Gilbert	QB	6-4	230	7/1/91	28	2	SMU	Austin, Texas	FA - '19	5/0/8/1
4	Austin Seibert	K	5-9	211	11/15/96	23	R	Oklahoma	Belleville, Ill.	D5b - '19	15/0/0/0
6	Baker Mayfield	QB	6-1	215	4/14/95	24	2	Oklahoma	Austin, Texas	D1a - '18	15/15/0/0
7	Jamie Gillan	P	6-1	207	7/4/97	22	R	Arkansas Pine-Bluff	Leonardtown, Md.	FA - '19	15/0/0/0
10	Taywan Taylor	WR	5-11	205	3/2/95	24	3	Western Kentucky	Louisville, Ky.	Tr. (Ten.) - '19	3/1/0/12
12	KhaDarel Hodge	WR	6-2	205	1/3/95	24	2	Prairie View A&M	D'Lo, Miss.	W. (LAR) - '19	14/1/0/0
13	Odell Beckham Jr.	WR	5-11	198	11/5/92	27	6	Louisiana State	New Orleans, La.	Tr. (NYG) - '19	15/15/0/0
18	Damion Ratley	WR	6-2	200	4/16/95	24	2	Texas A&M	Yoakum, Texas	D6a - '18	12/3/0/3
20	Tavierre Thomas	CB	5-10	205	3/11/96	23	2	Ferris State	Detroit, Mich.	W. (Arz.) - '18	15/0/0/0
21	Denzel Ward	CB	5-11	190	4/28/97	22	2	Ohio State	Macedonia, Ohio	D1b - '18	11/11/0/4
22	Eric Murray	S	5-11	199	1/7/94	25	4	Minnesota	Riverside, Wis.	Tr. (K.C.) - '19	8/3/0/7
23	Damarious Randall	S	5-11	196	8/29/92	27	5	Arizona State	Pensacola, Fla.	Tr. (G.B.) - '18	10/10/0/5
24	Nick Chubb	RB	5-11	227	12/27/95	24	2	Georgia	Cedartown, Ga.	D2b - '18	15/15/0/0
25	Dontrell Hilliard	RB	5-11	202	2/26/95	24	2	Tulane	Baton Rouge, La.	FA - '18	14/0/0/1
26	Greedy Williams	CB	6-2	185	12/3/97	22	R	Louisiana State	Shreveport, La.	D2 - '19	11/11/0/4
27	Kareem Hunt	RB	5-11	216	8/6/95	24	3	Toledo	Willoughby, Ohio	FA - '19	7/2/0/0
29	Sheldrick Redwine	S	6-0	196	11/6/96	23	R	Miami (Fla.)	Miami, Fla.	D4 - '19	11/4/1/3
30	D'Ernest Johnson	RB	5-10	208	2/27/96	23	1	South Florida	Immokalee, Fla.	FA - '19	15/0/0/0
31	Juston Burris	S	6-0	212	8/4/93	26	4	North Carolina State	Raleigh, N.C.	W. (Oak.) - '19	13/9/0/1*
38	T.J. Carrie	CB	6-0	204	7/28/90	29	6	Ohio	Antioch, Calif.	UFA (Oak.) - '18	15/6/0/0
39	Terrance Mitchell	CB	5-11	191	5/17/92	27	6	Oregon	Sacramento, Calif.	UFA (K.C.) - '18	14/4/1/0
44	Sione Takitaki	LB	6-1	238	6/8/95	24	R	Brigham Young	Fontana, Calif.	D3 - '19	14/1/0/1
47	Charley Hughlett	LS	6-4	248	5/16/90	29	5	Central Florida	Tampa, Fla.	FA - '14	15/0/0/0
49	J.T. Hassell	S	5-11	200	8/14/95	24	R	Florida Tech	Titusville, Fla.	FA - '19	4/0/0/1
51	Mack Wilson	LB	6-1	233	2/14/98	21	R	Alabama	Montgomery, Ala.	D5a - '19	15/13/0/0
52	Robert McCray	DE	6-1	273	3/24/96	23	1	Indiana	Rockdale, Ga.	FA - '19	1/0/0/0
53	Joe Schobert	LB	6-1	245	11/6/93	26	4	Wisconsin	Waukesha, Wis.	D4a - '16	15/15/0/0
54	Olivier Vernon	DE	6-2	262	10/7/90	29	8	Miami (Fla.)	Miami, Fla.	Tr. (NYG) - '19	9/9/0/6
55	Tae Davis	LB	6-1	224	8/14/96	23	2	Chattanooga	Oxford, Ala.	W. (NYG) - '19	12/1/0/4*
57	Adarius Taylor	LB	6-0	230	9/21/90	29	6	Florida Atlantic	Bartow, Fla.	UFA (T.B.) - '19	14/0/0/1
64	JC Tretter	C	6-4	307	2/12/91	28	7	Cornell	Akron, N.Y.	UFA (G.B.) - '17	15/15/0/0
65	Larry Ogunjobi	DT	6-3	305	6/3/94	25	3	Charlotte	Greensboro, N.C.	D3 - '17	14/14/0/0
67	Justin McCray	G	6-3	315	5/31/92	27	3	Central Florida	Miami, Fla.	Tr. (G.B.) - '19	14/3/1/0
70	Kendall Lamm	T	6-5	310	6/5/92	27	5	Appalachian State	Charlotte, N.C.	UFA (Hou.) - '19	4/2/0/11
72	Eric Kush	G	6-4	317	9/9/89	30	7	California (Pa.)	Bridgeville, Pa.	UFA (Chi.) - '19	15/7/0/0
74	Chris Hubbard	T	6-4	295	4/23/91	28	6	UAB	Columbus, Ga.	UFA (Pit.) - '18	13/12/0/2
75	Joel Bitonio	G	6-4	320	10/11/91	28	6	Nevada	Long Beach, Calif.	D2 - '14	15/15/0/0
77	Wyatt Teller	G	6-4	315	11/21/94	25	2	Virginia Tech	Bealeton, Va.	Tr. (Buf.) - '19	14/8/0/1
78	Greg Robinson	T	6-5	330	10/21/92	27	6	Auburn	Thibodaux, La.	FA - '18	14/13/0/1
79	Drew Forbes	G	6-5	308	1/18/97	22	R	Southeast Missouri State	Bonne Terre, Mo.	D6 - '19	1/0/0/5
80	Jarvis Landry	WR	5-11	196	11/28/92	27	6	Louisiana State	Metairie, La.	Tr. (Mia.) - '18	15/15/0/0
81	Rashard Higgins	WR	6-1	198	10/7/94	25	4	Colorado State	Dallas, Texas	D5c - '16	9/1/1/4
83	Ricky Seals-Jones	TE	6-5	243	3/15/95	24	3	Texas A&M	Sealy, Texas	W. (Arz.) - '19	13/4/0/2
85	David Njoku	TE	6-4	246	7/10/96	23	3	Miami (Fla.)	Cedar Grove, N.J.	D1c - '17	3/1/0/2
86	Pharaoh Brown	TE	6-6	258	5/4/94	25	2	Oregon	Lyndhurst, Ohio	FA - '18	9/6/0/6
88	Demetrius Harris	TE	6-7	230	7/29/91	28	6	Miwaukee	Jacksonville, Ark.	UFA (K.C.) - '19	14/5/0/1
89	Stephen Carlson	TE	6-4	240	12/12/96	23	R	Princeton	Jamestown, N.Y.	FA - '19	8/5/0/0
91	Eli Ankou	DT	6-3	325	6/8/94	25	3	UCLA	Orleans, Ontario	FA - '19	8/2/0/1
92	Chad Thomas	DE	6-5	278	10/12/95	24	2	Miami (Fla.)	Miami, Fla.	D3 - '18	15/7/0/0
94	Bryan Cox	DE	6-3	270	6/25/94	25	3	Florida	Ft. Lauderdale, Fla.	FA - '19	5/2/0/5*
97	Porter Gustin	DE	6-5	257	2/8/97	22	R	Southern California	Elk Ridge, Utah	FA - '19	5/0/0/0
98	Sheldon Richardson	DT	6-3	294	11/29/90	29	7	Missouri	St. Louis, Mo.	UFA (Min.) - '19	15/14/0/0
99	Justin Zimmer	DT	6-3	300	10/23/92	27	2	Ferris State	Greenville, Mich.	FA - '19	1/0/0/2

Reserve/Suspended by Commissioner (1):

95	Myles Garrett	DE	6-4	272	12/29/95	24	3	Texas A&M	Arlington, Texas	D1a - '17	10/10/0/0
----	---------------	----	-----	-----	----------	----	---	-----------	------------------	-----------	-----------

Reserve/Injured (8):

5	Drew Stanton (knee, 9/16)	QB	6-3	226	5/7/84	35	13	Michigan State	Farmington Hills, Mich.	UFA (Arz.) - '18	0/0/1/0
15	D.J. Montgomery (hamstring, 8/21)	WR	6-1	201	11/17/96	23	R	Austin Peay	Durant, Miss.	FA - '19	0/0/0/0
34	Robert Jackson (ankle, 12/7)	CB	6-2	207	12/8/93	26	1	UNLV	Fort Myers, Fla.	FA - '19	6/0/0/4
42	Morgan Burnett (Achilles, 11/19)	S	6-1	210	1/13/89	30	10	Georgia Tech	College Park, Ga.	FA - '19	8/8/0/2
56	Willie Harvey (shoulder, 10/4)	LB	5-11	230	1/9/96	23	R	Iowa State	Hastings, Fla.	FA - '19	2/0/0/0
58	Christian Kirksey (chest, 9/21)	LB	6-2	235	8/31/92	27	6	Iowa	St. Louis, Mo.	D3a - '14	2/2/0/0
77	Lo Falemaka (shoulder, 7/28)	C	6-5	303	11/30/94	25	R	Utah	West Valley City, Utah	FA - '19	0/0/0/0
96	Daniel Ekuale (groin, 11/1)	DT	6-3	300	1/13/94	25	1	Washington State	Pago Pago, American Samoa	FA - '19	7/0/0/0

Practice Squad (10):

16	J'Mon Moore	WR	6-3	205	5/23/95	24	2	Missouri	Missouri City, Texas	FA - '19	0/0/0/0
17	Shelton Gibson	WR	5-11	191	3/20/95	24	2	West Virginia	Cleveland, Ohio	FA - '19	0/0/0/0
33	Tigie Sankoh#	S	5-11	214	11/4/97	22	1	Greenwich	London, England	FA - '19	0/0/0/0
37	Donnie Lewis Jr.	CB	6-0	190	7/21/96	23	R	Tulane	Baton Rouge, La.	D7 - '19	0/0/0/0
41	Montrel Meander	LB	6-2	215	9/20/94	25	1	Grambling State	Amarillo, Texas	FA - '19	0/0/0/0
48	Jermaine Grace	LB	6-1	223	11/8/93	26	3	Miami (Fla.)	Miami Gardens, Fla.	FA - '19	12/0/0/0*
59	Trevon Young	DE	6-4	258	4/1/95	24	1	Louisville	Des Moines, Iowa.	FA - '19	0/0/0/0
62	Malcolm Pridgeon	G	6-6	331	1/20/95	24	R	Ohio State	Central Islip, N.Y.	FA - '19	0/0/0/0
66	Willie Wright	C	6-3	300	2/25/96	23	R	Tulsa	Houston, Texas	FA - '19	0/0/0/0
71	Colby Gossett	G	6-5	330	6/23/95	24	1	Appalachian State	Cumming, Ga.	FA - '19	0/0/0/0

Practice Squad/Injured (1):

84	Derrick Willies (knee, 10/11)	WR	6-4	207	10/17/94	25	2	Texas Tech	San Bernadino, Calif.	FA - '19	0/0/0/0
----	-------------------------------	----	-----	-----	----------	----	---	------------	-----------------------	----------	---------

Member of NFL's International Player Development program and does not count against roster limit.

*Burris was 0/0/0/1 with Oakland, Cox was 1/0/0/3 with Carolina, Davis was 4/1/0/4 with the Giants, Grace was 12/0/0/0 with the Falcons

ROSTER BY POSITION AS OF 12/23/2019

	QUARTERBACKS (3)	POS	HT	WT	DOB	AGE	EXP	COLLEGE	HOMETOWN	HOW ACO
	3 Gilbert, Garrett	QB	6-4	230	7/1/91	28	2	SMU	Austin, Texas	FA - '19
	6 Mayfield, Baker	QB	6-1	215	4/14/95	24	2	Oklahoma	Austin, Texas	D1a - '18
*	5 Stanton, Drew	QB	6-3	226	5/7/84	35	13	Michigan State	Farmington Hills, Mich.	UFA (Arz.) - '18
	RUNNING BACKS (4)									
	24 Chubb, Nick	RB	5-11	227	12/27/95	24	2	Georgia	Cedartown, Ga.	D2b - '18
	25 Hilliard, Dontrell	RB	5-11	202	2/26/95	24	2	Tulane	Baton Rouge, La.	FA - '18
	27 Hunt, Kareem	RB	5-11	216	8/6/95	24	3	Toledo	Willoughby, Ohio	FA - '19
	30 Johnson, D'Ernest	RB	5-10	208	2/27/96	23	1	South Florida	Immokalee, Fla.	FA - '19
	WIDE RECEIVERS (7)									
	13 Beckham Jr., Odell	WR	5-11	198	11/5/92	27	6	Louisiana State	New Orleans, La.	Tr. (NYG) - '19
	81 Higgins, Rashard	WR	6-1	198	10/7/94	25	4	Colorado State	Dallas, Texas	D5c - '16
	12 Hodge, KhaDarel	WR	6-2	205	1/3/95	24	2	Prairie View A&M	D'Lo, Miss.	W. (LAR) - '19
	80 Landry, Jarvis	WR	5-11	196	11/28/92	27	6	Louisiana State	Metairie, La.	Tr. (Mia.) - '18
*	15 Montgomery, D.J.	WR	6-1	201	11/17/96	23	R	Austin Peay	Durant, Miss.	FA - '19
	18 Ratley, Damion	WR	6-2	200	4/16/95	24	2	Texas A&M	Yoakum, Texas	D6a - '18
	10 Taylor, Taywan	WR	5-11	205	3/2/95	24	3	Western Kentucky	Louisville, Ky.	Tr. (Ten.) - '19
	TIGHT ENDS (5)									
	86 Brown, Pharaoh	TE	6-6	258	5/4/94	25	2	Oregon	Lyndhurst, Ohio	FA - '18
	89 Carlson, Stephen	TE	6-4	240	12/12/96	23	R	Princeton	Jamestown, N.Y.	FA - '19
	88 Harris, Demetrius	TE	6-7	230	7/29/91	28	6	Miwaukee	Jacksonville, Ark.	UFA (K.C.) - '19
	85 Njoku, David	TE	6-4	246	7/10/96	23	3	Miami (Fla.)	Cedar Grove, N.J.	D1c - '17
	83 Seals-Jones, Ricky	TE	6-5	243	3/15/95	24	3	Texas A&M	Sealy, Texas	W. (Arz.) - '19
	OFFENSIVE LINEMEN (10)									
	75 Bitonio, Joel	G	6-4	320	10/11/91	28	6	Nevada	Long Beach, Calif.	D2 - '14
*	77 Falemaka, Lo	C	6-5	303	11/30/94	25	R	Utah	West Valley City, Utah	FA - '19
	79 Forbes, Drew	G	6-5	308	1/18/97	22	R	Southeast Missouri State	Bonne Terre, Mo.	D6 - '19
	74 Hubbard, Chris	T	6-4	295	4/23/91	28	6	UAB	Columbus, Ga.	UFA (Pit.) - '18
	72 Kush, Eric	G	6-4	317	9/9/99	30	7	California (Pa.)	Bridgeville, Pa.	UFA (Chi.) - '19
	70 Lamm, Kendall	T	6-5	310	6/5/82	27	5	Appalachian State	Charlotte, N.C.	UFA (Hou.) - '19
	67 McCray, Justin	G	6-3	315	5/31/92	27	3	Central Florida	Miami, Fla.	Tr. (G.B.) - '19
	78 Robinson, Greg	T	6-5	330	10/21/92	27	6	Auburn	Thibodaux, La.	FA - '18
	77 Teller, Wyatt	G	6-4	315	11/21/94	25	2	Virginia Tech	Beaeton, Va.	Tr. (Buf.) - '19
	64 Tretter, JC	C	6-4	307	2/12/91	28	7	Cornell	Akron, N.Y.	UFA (G.B.) - '17
	DEFENSIVE LINEMEN (12)									
	91 Ankou, Eli	DT	6-3	325	6/8/94	25	3	UCLA	Orleans, Ontario	FA - '19
	94 Cox, Bryan	DE	6-3	270	6/25/94	25	3	Florida	Ft. Lauderdale, Fla.	FA - '19
*	96 Ekuale, Daniel	DT	6-3	300	1/13/94	25	1	Washington State	Pago Pago, American Samoa	FA - '19
*	95 Garrett, Myles	DE	6-4	272	12/29/95	24	3	Texas A&M	Arlington, Texas	D1a - '17
	97 Gustin, Porter	DE	6-5	257	2/8/97	22	R	Southern California	Elk Ridge, Utah	FA - '19
	52 McCray, Robert	DE	6-1	273	3/24/96	23	1	Indiana	Rockdale, Ga.	FA - '19
	65 Ogunjobi, Larry	DT	6-3	305	6/3/94	25	3	Charlotte	Greensboro, N.C.	D3 - '17
	98 Richardson, Sheldon	DT	6-3	294	11/29/90	29	7	Missouri	St. Louis, Mo.	UFA (Min.) - '19
	92 Thomas, Chad	DE	6-5	278	10/12/95	24	2	Miami (Fla.)	Miami, Fla.	D3 - '18
	54 Vernon, Olivier	DE	6-2	262	10/7/90	29	8	Miami (Fla.)	Miami, Fla.	Tr. (NYG) - '19
	99 Zimmer, Justin	DT	6-3	300	10/23/92	27	2	Ferris State	Greenville, Mich.	FA - '19
	LINEBACKERS (7)									
	55 Davis, Tae	LB	6-1	224	8/14/96	23	2	Chattanooga	Oxford, Ala.	W. (NYG) - '19
*	56 Harvey, Willie	LB	5-11	230	1/9/96	23	R	Iowa State	Hastings, Fla.	FA - '19
*	58 Kirksey, Christian	LB	6-2	235	8/31/92	27	6	Iowa	St. Louis, Mo.	D3a - '14
	53 Schobert, Joe	LB	6-1	245	11/6/93	26	4	Wisconsin	Waukesha, Wis.	D4a - '16
	44 Takitaki, Sione	LB	6-1	238	6/8/95	24	R	Brigham Young	Fontana, Calif.	D3 - '19
	57 Taylor, Adarius	LB	6-0	230	9/21/90	29	6	Florida Atlantic	Bartow, Fla.	UFA (T.B.) - '19
	51 Wilson, Mack	LB	6-1	233	2/14/98	21	R	Alabama	Montgomery, Ala.	D5a - '19
	DEFENSIVE BACKS (12)									
*	42 Burnett, Morgan	S	6-1	210	1/13/89	30	10	Georgia Tech	College Park, Ga.	FA - '19
	31 Burris, Justin	S	6-0	212	8/4/93	26	4	North Carolina State	Raleigh, N.C.	W. (Oak.) - '19
	38 Carrie, T.J.	CB	6-0	204	7/28/90	29	6	Ohio	Antioch, Calif.	UFA (Oak.) - '18
	49 Hassell, J.T.	S	5-11	200	8/14/95	24	R	Florida Tech	Titusville, Fla.	FA - '19
*	34 Jackson, Robert	CB	6-2	207	12/8/93	26	1	UNLV	Fort Myers, Fla.	FA - '19
	39 Mitchell, Terrance	CB	5-11	191	5/17/92	27	6	Oregon	Sacramento, Calif.	UFA (K.C.) - '18
	22 Murray, Eric	S	5-11	199	1/7/94	25	4	Minnesota	Riverside, Wis.	Tr. (K.C.) - '19
	23 Randall, Damarious	S	5-11	196	8/29/92	27	5	Arizona State	Pensacola, Fla.	Tr. (G.B.) - '18
	29 Redwine, Sheldrick	S	6-0	196	11/6/96	23	R	Miami (Fla.)	Miami, Fla.	D4 - '19
	20 Thomas, Tavierre	CB	5-10	205	3/11/96	23	2	Ferris State	Detroit, Mich.	W. (Arz.) - '18
	21 Ward, Denzel	CB	5-11	190	4/28/97	22	2	Ohio State	Macedonia, Ohio	D1b - '18
	26 Williams, Greedy	CB	6-2	185	12/3/97	22	R	Louisiana State	Shreveport, La.	D2 - '19
	SPECIALISTS (3)									
	7 Gillan, Jamie	P	6-1	207	7/4/97	22	R	Arkansas Pine-Bluff	Leonardtown, Md.	FA - '19
	47 Hughlett, Charley	LS	6-4	248	5/16/90	29	5	Central Florida	Tampa, Fla.	FA - '14
	4 Seibert, Austin	K	5-9	211	11/15/96	23	R	Oklahoma	Belleville, Ill.	D5b - '19

* Denotes player on a reserve list

ROSTER BY EXPERIENCE AS OF 12/23/2019

	<u>NO</u>	<u>NAME</u>	<u>POS</u>	<u>HT</u>	<u>WT</u>	<u>DOB</u>	<u>AGE</u>	<u>EXP</u>	<u>COLLEGE</u>	<u>HOMETOWN</u>	<u>HOW ACQ</u>
13th Year (1)	* 5	Stanton, Drew	QB	6-3	226	5/7/84	35	13	Michigan State	Farmington Hills, Mich.	UFA (Arz.) - '18
10th Year (1)	* 42	Burnett, Morgan	S	6-1	210	1/13/89	30	9	Georgia Tech	College Park, Ga,	FA - '19
8th Year (1)	54	Vernon, Olivier	DE	6-2	262	10/7/90	29	8	Miami (Fla.)	Miami, Fla.	Tr. (NYG) - '19
7th Year (3)	72	Kush, Eric	G	6-4	317	9/9/89	30	7	California (Pa.)	Bridgeville, Pa.	UFA (Chi.) - '19
	98	Richardson, Sheldon	DT	6-3	294	11/29/90	29	7	Missouri	St. Louis, Mo.	UFA (Min.) - '19
	64	Tretter, JC	C	6-4	307	2/12/91	28	7	Cornell	Akron, N.Y.	UFA (G.B.) - '17
6th Year (10)	57	Taylor, Adarius	LB	6-0	230	9/21/90	29	6	Florida Atlantic	Bartow, Fla.	UFA (T.B.) - '19
	13	Beckham Jr., Odell	WR	5-11	198	11/5/92	27	6	Louisiana State	New Orleans, La.	Tr. (NYG) - '19
	75	Bitonio, Joel	G	6-4	320	10/11/91	28	6	Nevada	Long Beach, Calif.	D2 - '14
	38	Carrie, T.J.	CB	6-0	204	7/28/90	29	6	Ohio	Antioch, Calif.	UFA (Oak.) - '18
	88	Harris, Demetrius	TE	6-7	230	7/29/91	28	6	Miwaukee	Jacksonville, Ark.	UFA (K.C.) - '19
	74	Hubbard, Chris	T	6-4	295	4/23/91	28	6	UAB	Columbus, Ga.	UFA (Pit.) - '18
	* 58	Kirksey, Christian	LB	6-2	235	8/31/92	27	6	Iowa	St. Louis, Mo.	D3a - '14
	80	Landry, Jarvis	WR	5-11	196	11/28/92	27	6	Louisiana State	Metairie, La.	Tr. (Mia.) - '18
	39	Mitchell, Terrance	CB	5-11	191	5/17/92	27	6	Oregon	Sacramento, Calif.	UFA (K.C.) - '18
	78	Robinson, Greg	T	6-5	330	10/21/92	27	6	Auburn	Thibodaux, La.	FA - '18
5th Year (3)	47	Hughlett, Charley	LS	6-4	248	5/16/90	29	5	Central Florida	Tampa, Fla.	FA - '14
	70	Lamm, Kendall	T	6-5	310	6/5/92	27	5	Appalachian State	Charlotte, N.C.	UFA (Hou.) - '19
	23	Randall, Damarious	S	5-11	196	8/29/92	27	5	Arizona State	Pensacola, Fla.	Tr. (G.B.) - '18
4th Year (4)	31	Burris, Juston	S	6-0	212	8/4/93	26	4	North Carolina State	Raleigh, N.C.	W. (Oak.) - '19
	81	Higgins, Rashard	WR	6-1	198	10/7/94	25	4	Colorado State	Dallas, Texas	D5c - '16
	22	Murray, Eric	S	5-11	199	1/7/94	25	4	Minnesota	Riverside, Wis.	Tr. (K.C.) - '19
	53	Schobert, Joe	LB	6-1	245	11/6/93	26	4	Wisconsin	Waukesha, Wis.	D4a - '16
3rd Year (9)	91	Ankou, Eli	DT	6-3	325	6/8/94	25	3	UCLA	Orleans, Ontario	FA - '19
	94	Cox, Bryan	DE	6-3	270	6/25/94	25	3	Florida	Ft. Lauderdale, Fla.	FA - '19
	* 95	Garrett, Myles	DE	6-4	272	12/29/95	24	3	Texas A&M	Arlington, Texas	D1a - '17
	27	Hunt, Kareem	RB	5-11	216	8/6/95	24	3	Toledo	Willoughby, Ohio	FA - '19
	67	McCray, Justin	G	6-3	315	5/31/92	27	3	Central Florida	Miami, Fla.	Tr. (G.B.) - '19
	85	Njoku, David	TE	6-4	246	7/10/96	23	3	Miami (Fla.)	Cedar Grove, N.J.	D1c - '17
	83	Seals-Jones, Ricky	TE	6-5	243	3/15/95	24	3	Texas A&M	Sealy, Texas	W. (Arz.) - '19
	10	Taylor, Taywan	WR	5-11	205	3/2/95	24	3	Western Kentucky	Louisville, Ky.	Tr. (Ten.) - '19
	65	Ogunjobi, Larry	DT	6-3	305	6/3/94	25	3	Charlotte	Greensboro, N.C.	D3 - '17
2nd Year (13)	86	Brown, Pharaoh	TE	6-6	258	5/4/94	25	2	Oregon	Lyndhurst, Ohio	FA - '18
	24	Chubb, Nick	RB	5-11	227	12/27/95	24	2	Georgia	Cedartown, Ga.	D2b - '18
	55	Davis, Tae	LB	6-1	224	8/14/96	23	2	Chattanooga	Oxford, Ala.	W. (NYG) - '19
	3	Gilbert, Garrett	QB	6-4	230	7/1/91	28	2	SMU	Austin, Texas	FA - '19
	25	Hilliard, Dontrell	RB	5-11	202	2/26/95	24	2	Tulane	Baton Rouge, La.	FA - '18
	12	Hodge, KhaDarel	WR	6-2	205	1/3/95	24	2	Prairie View A&M	D'Lo, Miss.	W. (LAR) - '19
	6	Mayfield, Baker	QB	6-1	215	4/14/95	24	2	Oklahoma	Austin, Texas	D1a - '18
	18	Ratley, Damion	WR	6-2	200	4/16/95	24	2	Texas A&M	Yoakum, Texas	D6a - '18
	77	Teller, Wyatt	G	6-4	315	11/21/94	25	2	Virginia Tech	Bealeton, Va.	Tr. (Buf.) - '19
	92	Thomas, Chad	DE	6-5	278	10/12/95	24	2	Miami (Fla.)	Miami, Fla.	D3 - '18
	20	Thomas, Tavierre	CB	5-10	205	3/11/96	23	2	Ferris State	Detroit, Mich.	W. (Arz.) - '18
	21	Ward, Denzel	CB	5-11	190	4/28/97	22	2	Ohio State	Macedonia, Ohio	D1b - '18
	99	Zimmer, Justin	DT	6-3	300	10/23/92	27	2	Ferris State	Greenville, Mich.	FA - '19
1st Year (6)	* 96	Ekuale, Daniel	DT	6-3	300	1/13/94	25	1	Washington State	Pago Pago, American Samoa	FA - '19
	* 34	Jackson, Robert	CB	6-2	207	12/8/93	26	1	UNLV	Fort Myers, Fla.	FA - '19
	30	Johnson, D'Ernest	RB	5-10	208	2/27/96	23	1	South Florida	Immokalee, Fla.	FA - '19
	52	McCray, Robert	DE	6-1	273	3/24/96	23	1	Indiana	Rockdale, Ga.	FA - '19
Rookie (13)	89	Carlson, Stephen	TE	6-4	240	12/12/96	23	R	Princeton	Jamestown, N.Y.	FA - '19
	* 77	Falemaka, Lo	C	6-5	303	11/30/94	25	R	Utah	West Valley City, Utah	FA - '19
	79	Forbes, Drew	G	6-5	308	1/18/97	22	R	Southeast Missouri State	Bonne Terre, Mo.	D6 - '19
	7	Gillan, Jamie	P	6-1	207	7/4/97	22	R	Arkansas Pine-Bluff	Leonardtown, Md.	FA - '19
	97	Gustin, Porter	DE	6-5	257	2/8/97	22	R	Southern California	Elk Ridge, Utah	FA - '19
	* 56	Harvey, Willie	LB	5-11	230	1/9/96	23	R	Iowa State	Hastings, Fla.	FA - '19
	49	Hassell, J.T.	S	5-11	200	8/14/95	24	R	Florida Tech	Titusville, Fla.	FA - '19
	* 15	Montgomery, D.J.	WR	6-1	201	11/17/96	23	R	Austin Peay	Durant, Miss.	FA - '19
	29	Redwine, Sheldrick	S	6-0	196	11/6/96	23	R	Miami (Fla.)	Miami, Fla.	D4 - '19
	4	Seibert, Austin	K	5-9	211	11/15/96	23	R	Oklahoma	Belleville, Ill.	D5b - '19
	44	Takitaki, Sione	LB	6-1	238	6/8/95	24	R	Brigham Young	Fontana, Calif.	D3 - '19
	26	Williams, Greedy	CB	6-2	185	12/3/97	22	R	Louisiana State	Shreveport, La.	D2 - '19
	51	Wilson, Mack	LB	6-1	233	2/14/98	21	R	Alabama	Montgomery, Ala.	D5a - '19

* Denotes player on a reserve list

YEAR	1st Round Pick	2nd Round Pick	3rd Round Pick	4th Round Pick	5th Round Pick	6th Round Pick	7th Round Pick	Unrestricted Free Agent	Undrafted Free Agent	Street Free Agent	Trade	Waiver
2019		Greedy Williams	Stone Taikitaliki	Sheldrick Redwine	Mack Wilson Austin Selbert	Drew Forbes		Demetrius Harris (K.C.) Eric Kush (Chi.) Kendall Lamm (Hou.) Sheldon Richardson (Min.) Adarius Taylor (T.B.)	Stephen Carlson Lo Falemakia* Jamie Gillan Willie Harvey* J.T. Hassell D'Ernest Johnson D.J. Montgomery*	Eli Aikou Morgan Burnett* Bryan Cox Daniel Ekuale* Garrett Gilbert Porter Gustin Kareem Hunt Robert Jackson* Robert McCray Justin Zimmer	Odele Beckham Jr. (NYG) Justin McCray Eric Murray (K.C.) Tayway Taylor (Ten.) Wyatt Teller (Buf.) Olivier Vernon (NYG)	Justin Burris (Oak.) Tae Davis (NYG) Ricky Seals-Jones (Arz.) KhaDarel Hodge (LAR)
2018	Baker Mayfield (1a) Denzel Ward (1b)	Nick Chubb (2b)	Chad Thomas (3)			Damion Ratley (6a)		T.J. Carrie (Oak.) Chris Hubbard (Pit.) Terrance Mitchell (K.C.) Drew Stanton (Arz.)* JC Tretter (G.B.)	Dontrell Hilliard	Pharoah Brown Greg Robinson	Jarvis Landry (Mia.) Damarious Randall (G.B.)	Tavre Thomas (Arz.)
2017	Myles Garrett (1a)* David Njoku (1c)		Larry Ogunjobi (3)									
2016		Joel Bitonio (2)	Christian Kirksey (3a)*	Joe Schobert (4a)	Rashard Higgins (5c)							
2014										Charley Hughlett		

* Denotes player on a reserve list

Roster breakdown:

18 draft picks (4 first round picks, 3 2nd round picks, 4 3rd round picks, 2 4th round picks, 3 5th round picks, 2 6th round picks, 0 7th round picks).
33 free agents (11 unrestricted free agents, 8 undrafted free agents, 12 street free agents).
8 via trade.
5 via waivers.

OFFENSE

WR	80 Jarvis Landry	12 KhaDarel Hodge	18 Damion Ratley	
LT	78 Greg Robinson	67 Justin McCray		
LG	75 Joel Bitonio	<u>79 Drew Forbes</u>		
C	64 JC Tretter			
RG	77 Wyatt Teller	72 Eric Kush		
RT	74 Chris Hubbard	70 Kendall Lamm		
TE	88 Demetrius Harris	83 Ricky Seals-Jones	<u>89 Stephen Carlson</u>	85 David Njoku
WR	13 Odell Beckham Jr.	81 Rashard Higgins	10 Taywan Taylor	86 Pharaoh Brown
QB	6 Baker Mayfield	3 Garrett Gilbert		
RB	24 Nick Chubb	25 Dontrell Hilliard		
RB	27 Kareem Hunt	30 D'Ernest Johnson		

DEFENSE

DE	92 Chad Thomas	<u>97 Porter Gustin</u>	
DT	65 Larry Ogunjobi	99 Justin Zimmer	
DT	98 Sheldon Richardson	91 Eli Ankou	
DE	[54 Olivier Vernon]	94 Bryan Cox	52 Robert McCray
WILL	<u>51 Mack Wilson</u>		
MIKE	53 Joe Schobert	<u>44 Sione Takitaki</u>	
SAM	57 Adarius Taylor	55 Tae Davis	
CB	21 Denzel Ward	38 T.J. Carrie	
CB	<u>26 Greedy Williams</u>	39 Terrance Mitchell	20 Tavierre Thomas
S	23 Damarious Randall	<u>29 Sheldrick Redwine</u>	
S	31 Juston Burris	22 Eric Murray	<u>49 J.T. Hassell</u>

SPECIAL TEAMS

P	<u>7 Jamie Gillan</u>		
K	<u>4 Austin Seibert</u>		
H	<u>7 Jamie Gillan</u>		
KR	25 Dontrell Hilliard	20 Tavierre Thomas	10 Taywan Taylor
PR	25 Dontrell Hilliard	80 Jarvis Landry	30 D'Ernest Johnson
LS	47 Charley Hughlett		

Rookies are underlined

Injured players are in [brackets]

PRONUNCIATION

ELI ANKOU	el-EE ON-koo	ADARIUS Taylor	UH-dare-EE-us
Joel BITONIO	buh-TONE-ee-oh	TAVIERRE Thomas	TAV-ee-air
DONTRELL HILLIARD	don-TREL HIL-yard	OLIVIER Vernon	oh-liv-E-AYE
KHADAREL Hodge	ka-DARE-el		
Charley HUGHLETT	HEW-lit		
Larry OGUNJOBI	OH-GUN-JOE-BEE		
DAMARIOUS Randall	duh-MAIR-ee-us		
SHELDRIK Redwine	SHELL-drick		
Joe SCHOBERT	SHOW-bert		
Austin SEIBERT	SIGH-bert		
SIONE TAKITAKI	see-OH-nay TOCK-ee-TOCK-ee		

JAN. 1, 2019

- Signed DL Daniel Ekuale to the reserve/futures list.
- Signed OL Kyle Friend to the reserve/futures list.
- Signed DB Robert Jackson to the reserve/futures list.
- Signed DL Devaroe Lawrence to the reserve/futures list.
- Signed RB Devante Mays to the reserve/futures list.
- Signed DB Lenzy Pipkins to the reserve/futures list.
- Signed DB Tigie Sankoh to the reserve/futures list.
- Signed OL Brad Seaton to the reserve/futures list.
- Signed WR Daniel Williams to the reserve/futures list.

JAN. 7, 2019

- Signed OL David Bright to the reserve/futures list.
- Signed DB Ashton Lampkin to the reserve/futures list.

JAN. 12, 2019

- Freddie Kitchens named head coach.

JAN. 14, 2019

- Steve Wilks named defensive coordinator.
- Todd Monken named offensive coordinator.
- Mike Priefer named special teams coordinator.
- Stump Mitchell named running backs/run game coordinator.
- James Campen named offensive line/associate head coach.
- Ryan Lindley named quarterback coach.
- Jody Wright named special assistant to the head coach.
- Jim Dray named offensive quality control coach.
- Tyler Tettleton named offensive quality control coach.

JAN. 18, 2019

- Joe Whitt named pass game coordinator/secondary coach.
- Al Holcomb named run game coordinator/linebackers coach.
- Chris Jones named senior defensive assistant.
- Tosh Lupoi named defensive line coach.
- John Lilly named tight ends coach.
- John Parrella named assistant defensive line coach.
- Jeff Blasko named assistant offensive line coach.

FEB. 4, 2019

- Waived LB Tanner Vallejo.
- Alonzo Escalante named defensive quality control coach.
- Doug Colman named assistant special teams coach.

FEB. 11, 2019

- Signed RB Kareem Hunt.

FEB. 20, 2019

- Signed WR Jaelen Strong.

FEB. 25, 2019

- Re-signed OL Greg Robinson.
- Waived WR Daniel Williams.

MARCH 6, 2019

- Terminated the contract of LB Jamie Collins Sr.

MARCH 8, 2019

- Tendered DL Trevon Coley as exclusive rights free agent.
- Tendered DB Jermaine Whitehead as exclusive rights free agent.
- Tendered WR Rashard Higgins as restricted free agent.

MARCH 11, 2019

- Terminated the contract of TE Darren Fells.

MARCH 12, 2019

- Re-signed DL Carl Davis.

MARCH 13, 2019

- Traded DB Jabrill Peppers, OL Kevin Zeitler, 2019 first round pick and 2019 third round pick to New York Giants for WR Odell Beckham Jr. and DL Olivier Vernon.
- Re-signed LB Ray-Ray Armstrong.

MARCH 14, 2019

- Signed TE Demetrius Harris as unrestricted free agent.
- Signed OL Eric Kush as unrestricted free agent.
- Signed DL Sheldon Richardson as unrestricted free agent.
- Signed LB Adarius Taylor as unrestricted free agent.

MARCH 15, 2019

- Signed OL Kendall Lamm as unrestricted free agent.

MARCH 19, 2019

- Re-signed DB Phillip Gaines.

MARCH 22, 2019

- Signed OL Bryan Witzmann.

APRIL 1

- Traded DL Emmanuel Ogbah to Kansas City for DB Eric Murray.
- Signed DL Trevon Coley as exclusive rights free agent.
- Signed DB Jermaine Whitehead as exclusive rights free agent.
- Signed WR Rashard Higgins as restricted free agent.
- Signed DB Juston Burris.
- Waived DB Derrick Kindred.
- Waived WR Ricardo Louis.
- Waived DB Howard Wilson.

APRIL 3

- Signed FB/TE Orson Charles.

APRIL 5

- Signed DB Morgan Burnett.
- Signed QB Garrett Gilbert.
- Signed WR Damon Sheehy-Guiseppi.

APRIL 25

- Signed WR Ishmael Hyman.

APRIL 26

- Traded 2019 second (49) and fifth round (144) picks to Indianapolis Colts for 2019 second (46) round pick.
- Drafted CB Greedy Williams 46th overall.
- Drafted LB Sione Takitaki 80th overall.

APRIL 27

- Drafted S Sheldrick Redwine 119th overall.
- Drafted LB Mack Wilson 155th overall
- Drafted K Austin Seibert 170th overall
- Drafted T Drew Forbes 189th overall
- Drafted CB Donnie Lewis Jr. 221st overall.

APRIL 29

- Waived OL Kyle Friend.

MAY 1

- Waived G David Bright.

MAY 2

- Signed S Sheldrick Redwine.
- Signed T Drew Forbes.
- Signed CB Donnie Lewis Jr.
- Waived DE Lenny Jones.

MAY 3

- Signed WR Dorian Baker.
- Signed QB David Blough.
- Signed TE Stephen Carlson.
- Signed T Brian Fineanganofu.
- Signed P Jamie Gillan.
- Signed RB Darrin Hall.
- Signed S J.T. Hassell.
- Signed WR D.J. Montgomery.
- Signed DE Jarrell Owens.
- Signed CB Jermaine Ponder.
- Signed DE Wyatt Ray.
- Signed LB Anthony Stubbs.
- Signed C Trevon Tate.
- Signed C Willie Wright.
- Signed LB Dedrick Young II.
- Waived LB D'Juan Hines.
- Signed K Austin Seibert.
- Signed LB Mack Wilson.

MAY 6

- Signed CB Jhavonte Dean.
- Signed RB Trayone Gray.
- Signed LB Willie Harvey.
- Waived RB Darrin Hall.
- Waived CB Ashton Lumpkin.
- Waived LB Xavier Woodson-Luster.

MAY 13

- Signed RB L.J. Scott.
- Waived RB Devante Mays.

MAY 17

- Signed RB D'Ernest Johnson.
- Waived RB L.J. Scott.

MAY 21

- Signed CB Greedy Williams.

MAY 24

- Signed LB Sione Takitaki.

MAY 28

- Waived C Trevon Tate.

JUNE 5

- Waived T Desmond Harrison.

JUNE 6

- Signed T Ka'John Armstrong.

JULY 23

- Signed C Lo Falemaka.

JULY 24

- Placed RB Kareem Hunt on active/non-football injury list.
- Placed RB Trayone Gray on active/non-football injury list.

JULY 27

- Signed RB A.J. Ouellette.
- Waived T Ka'John Armstrong.

JULY 28

- Signed C John Yarbrough.
- Waived C Lo Falemaka with an injury designation.

AUG. 2

- Signed TE Mik'Quan Deane.
- Waived WR Blake Jackson with an injury designation.

AUG. 3

- Signed DT Tracy Sprinkle.
- Waived CB Jermaine Ponder.

AUG. 6

- Waived WR Blake Jackson from injured reserve.

AUG. 8

- Traded RB Duke Johnson Jr. to Houston for undisclosed 2020 draft pick.

AUG. 9

- Signed DT Brandin Bryant.
- Signed T Travis Vornkahl.
- Waived C John Yarbrough.
- Waived DT Tracy Sprinkle.

AUG. 10

- Signed FB Joe Kerridge.

AUG. 11

- Signed TE Rico Gathers.
- Waived TE Orson Charles.

AUG. 21

- Signed WR Braxton Miller.
- Claimed S Montrel Meander via waivers from the Jets.
- Waived TE Mik'Quan Deane (non-football illness).
- Placed WR D.J. Montgomery on injured reserve.

AUG. 26

- Waived CB Jhavonte Dean.

AUG. 27, 2019

- Waived WR Jaelen Strong.

AUG. 29, 2019

- Traded 2020 5th and 6th round picks to Buffalo for G Wyatt • •
- Teller and 2021 7th round pick.

AUG. 30, 2019

- Traded 2022 undisclosed pick to Detroit for QB David Blough and 2022 undisclosed pick.

AUG. 31, 2019

- Waived WR Dorian Baker.
- Waived DT Brandin Bryant.
- Waived TE Stephen Carlson.
- Waived TE Seth DeValve.
- Waived T Brian Fineanganofa.
- Waived RB Trayone Gray.
- Waived LB Willie Harvey.
- Waived S J.T. Hassell.
- Waived WR Ishmael Hyman.
- Waived CB Robert Jackson.
- Waived K Greg Joseph.
- Waived CB Donnie Lewis Jr.
- Waived S Montrel Meander.
- Waived WR Braxton Miller.
- Waived RB A.J. Ouellette.
- Waived DE Jarrell Owens.
- Waived CB Lenzy Pipkins.
- Waived DT Brian Price.
- Waived DE Wyatt Ray.
- Waived S Tigie Sankoh.
- Waved T Brad Seaton.
- Waived WR Damon Sheehy-Guiseppi.
- Waived LB Anthony Stubbs.
- Waived T Travis Vornkahl.
- Waived LB Dedrick Young II.
- Waived WR Derrick Willies.
- Waived G Willie Wright.
- Waived DE Athony Zettel.
- Waived G Kyle Kalis with an injury designation.
- Waived FB Joe Kerridge with an injury designation.
- Terminated contract of LB Ray-Ray Armstrong.
- Terminated contract of P Britton Colquitt.
- Terminated contract of T Bryan Witzmann.
- Terminated contract of DT Carl Davis.
- WR Antonio Callaway suspended by commissioner.
- RB Kareem Hunt suspended by commissioner.
- TE Rico Gathers suspended by commissioner.
- Placed CB Phillip Gaines on injured reserve.
- Traded 2020 Undisclosed draft pick to Tennessee for WR Taywan Taylor.
- Traded 2020 undisclosed pick to Green Bay for G Justin McCray and 2020 undisclosed pick.

SEPT. 1, 2019

- Claimed LB Malik Jefferson via waivers from Cincinnati.
- Claimed TE Ricky Seals-Jones via waivers from Arizona.
- Claimed WR KhaDarel Hodge via waivers from the L.A. Rams.
- Waived S Juston Burris.
- Waived DL Trevon Coley.
- Placed Drew Forbes on injured reserve.
- Signed DT Brandin Bryant to the practice squad.
- Signed TE Stephen Carlson to the practice squad.
- Signed WR Shelton Gibson to the practice squad.
- Signed LB Willie Harvey to the practice squad.
- Signed S J.T. Hassell to the practice squad.
- Signed CB Robert Jackson to the practice squad.
- Signed WR Derrick Willies to the practice squad.
- Signed G Willie Wright to the practice squad.

SEPT. 2, 2019

- Signed T Paul Adams to the practice squad.
- Signed RB Elijah McGuire to the practice squad.

SEPT. 7, 2019

- Signed CB Donnie Lewis Jr. to the practice squad.
- Waived T Paul Adams from the practice squad.

SEPT. 10, 2019

- Waived TE Rico Gathers.

SEPT. 12, 2019

- Signed G Colby Gossett to the practice squad.
- Waived CB Donnie Lewis Jr. from the practice squad.
- Terminated the contract of G Kyle Kalis.

SEPT. 16, 2019

- Signed RB Elijah McGuire to the active roster from the practice squad.
- Placed QB Drew Stanton on injured reserve.

SEPT. 18, 2019

- Signed G Malcolm Pridgeon to the practice squad.

SEPT. 19, 2019

- Waived RB Elijah McGuire.

SEPT. 20, 2019

- Claimed S Juston Burris via waivers from the Oakland.
- Placed TE David Njoku on injured reserve.
- Signed CB Robert Jackson to active roster from the practice squad.
- Signed CB Donnie Lewis Jr. to the practice squad.

SEPT. 21, 2019

- Signed LB Willie Harvey to active roster from the practice squad.
- Placed LB Christian Kirksey on injured reserve.
- Signed RB Elijah McGuire to the practice squad.

OCT. 4, 2019

- Placed LB Willie Harvey on injured reserve.

OCT. 7, 2019

- Activated WR Antonio Callaway to 53-man roster.

OCT. 11

- Signed QB Eric Dungey to the practice squad.
- Placed WR Derrick Willies on practice squad/injured.

OCT. 15

- Traded C Austin Corbett to the Los Angeles Rams in exchange for an undisclosed 2021 draft pick.

OCT. 18

- Waived FB Joe Kerridge from injured reserve.

OCT. 22

- Signed DT Eli Ankou to active roster from Jacksonville's practice squad.
- Signed LB Montrel Meander.
- Released RB Elijah Maguire from the practice squad.

OCT. 24

- Designated OL Drew Forbes for return from injured reserve.

OCT. 28

- Traded DE Genard Avery to Philadelphia in exchange for an undisclosed 2021 draft pick.

OCT. 30

- Claimed LB Tae Davis via waivers from the Giants.

NOV. 1

- Signed TE Stephen Carlson to the active roster from the practice squad.
- Placed DT Daniel Ekuale on injured reserve.

NOV. 4

- Waived S Jermaine Whitehead.
- Signed DE Porter Gustin to the practice squad.

NOV. 8

- Signed C JC Tretter to three-year contract extension.

NOV. 10

- Waived LB Malik Jefferson.

NOV. 11

- Signed DE Bryan Cox.

NOV. 14

- Activated OL Drew Forbes from injured reserve.
- Waived WR Antonio Callaway.

NOV. 15

- DE Myles Garrett suspended by commissioner.
- DT Larry Ogunjobi suspended by commissioner.

NOV. 19

- Placed S Morgan Burnett on injured reserve.

NOV. 20

- Designated TE David Njoku for return from injured reserve.
- Signed S J.T. Hassell to active roster from practice squad.
- Signed S A.J. Howard to practice squad.

NOV. 22

- Signed DT Brandin Bryant to active roster from practice squad.
- Signed DE Porter Gustin to active roster from practice squad.

NOV. 25

- Signed WR J'Mon Moore to the practice squad.

NOV. 26

- Waived DL Devaroe Lawrence.

NOV. 27

- Signed DE Robert McCray to the practice squad.

DEC. 3

- Waived DE Chris Smith.
- Signed DT Justin Zimmer to active roster from Atlanta's practice squad.
- Released S A.J. Howard from the practice squad.
- Signed DE Trevon Young to the practice squad.

DEC. 8

- Activated TE David Njoku from injured reserve.
- Placed CB Robert Jackson on injured reserve.

DEC. 19

- Signed LB Jermaine Grace to practice squad.
- Released QB Eric Dungey from practice squad.

DEC. 21

- Signed DE Robert McCray to active roster from practice squad.
- Waived DT Brandin Bryant.

2019 PLAYER PARTICIPATION

WEEK DATE OPP	1 9/8 TEN	2 9/16 @NYJ	3 9/22 LAR	4 9/29 @BAL	5 10/7 @SF	6 10/13 SEA	7 10/27 @NE	8 11/3 @DEN	9 11/10 CIN	10 11/14 PIT	12 11/24 MIA	13 12/1 @PIT	14 12/8 CIN	15 12/15 @ARI	16 12/22 BAL	17 12/29 @CIN	GP	GS	DNP	IA	
Adams, Paul	PS	Not on team - Released from practice squad on 9/7															0	0	0	0	
Ankou, Eli	Not on team - JAX practice squad						IA	SUB	SUB	SUB	DT	SUB	DT	SUB	SUB		8	2	0	1	
Avery, Genard	IA	IA	SUB	IA	IA	IA	SUB	Not on team - Traded to PHI on 10/29									2	0	0	5	
Beckham Jr., Odell	WR	WR	WR	WR	WR	WR	WR	WR	WR	WR	WR	WR	WR	WR	WR		15	15	0	0	
Bitonio, Joel	LG	LG	LG	LG	LG	LG	LG	LG	LG	LG	LG	LG	LG	LG	LG		15	15	0	0	
Brown, Pharaoh	SUB	SUB	TE	TE	TE	TE	TE	IA	SUB	TE	IA	IA	IA	IA	IA		9	6	0	6	
Bryant, Brandin	PS	PS	PS	PS	PS	PS	PS	PS	PS	PS	SUB	SUB	SUB	SUB	Not on team - Released on 10/1		4	0	0	0	
Burnett, Morgan	S	S	IA	IA	S	S	S	S	S	S	IR - R. on 11/20						8	8	0	2	
Burris, Justin	Not on team		DB	SUB	SUB	SUB	S	S	DB	DB	S	S	DB	DB	SUB		13	9	0	1	
Callaway, Antonio	Suspended			WR	SUB	WR	SUB	IA	Not on team								4	2	0	1	
Carlson, Stephen	PS	PS	PS	PS	PS	PS	PS	TE	TE	SUB	TE	TE	TE	SUB	SUB		8	5	0	0	
Carrie, T.J.	SUB	SUB	CB	CB	CB	CB	SUB	SUB	SUB	SUB	DB	DB	SUB	SUB	SUB		15	6	0	0	
Chubb, Nick	RB	RB	RB	RB	RB	RB	RB	RB	RB	RB	RB	RB	RB	RB	RB		15	15	0	0	
Cox, Bryan	Not on team - CAR active roster										IA	SUB	SUB	SUB	DE	DE	5	2	0	5	
Davis, Tae	Not on team - NYG active roster								SUB	SUB	SUB	SUB	SUB	SUB	SUB		12	1	0	4	
Dungey, Eric	Not on team					PS	PS	PS	PS	PS	PS	PS	PS	PS	PS	Not on team - Released on 10/1		0	0	0	0
Ekuele, Daniel	SUB	SUB	SUB	SUB	SUB	SUB	SUB	IR - R. on 11/1									7	0	0	0	
Forbes, Drew	IR - R. on 9/2										IA	IA	SUB	IA	IA		1	0	0	5	
Garrett, Myles	DE	DE	DE	DE	DE	DE	DE	DE	DE	DE	Suspended						10	10	0	0	
Gathers, Rico	Suspended	Not on team - Released from practice squad on 9/10															0	0	0	0	
Gibson, Shelton	PS	PS	PS	PS	PS	PS	PS	PS	PS	PS	PS	PS	PS	PS	PS		0	0	0	0	
Gilbert, Garrett	IA	DNP	DNP	DNP	SUB	DNP	DNP	DNP	DNP	SUB	SUB	SUB	SUB	DNP	DNP		5	0	9	1	
Gillan, Jamie	P	P	P	P	P	P	P	P	P	P	P	P	P	P	P		15	0	0	0	
Gossett, Colby	PS	PS	PS	PS	PS	PS	PS	PS	PS	PS	PS	PS	PS	PS	PS		0	0	0	0	
Gustin, Porter	Not on team										PS	PS	SUB	SUB	SUB	SUB	5	0	0	0	
Harris, Demetrius	SUB	SUB	TE	SUB	SUB	SUB	SUB	TE	TE	TE	SUB	TE	IA	SUB	SUB		14	5	0	1	
Harvey, Willie	PS	PS	SUB	SUB	IR - R. on 10/5												2	0	0	0	
Hassell, J.T.	PS	PS	PS	PS	PS	PS	PS	PS	PS	PS	SUB	SUB	SUB	SUB	IA		4	0	0	1	
Higgins, Rashard	WR	IA	IA	IA	IA	DNP	SUB	SUB	SUB	SUB	SUB	SUB	SUB	SUB	SUB		10	1	1	4	
Hilliard, Dontrell	SUB	IA	SUB	SUB	SUB	SUB	SUB	SUB	SUB	SUB	SUB	SUB	SUB	SUB	SUB		14	0	0	1	
Hodge, Khadare	SUB	SUB	SUB	SUB	SUB	SUB	SUB	SUB	SUB	SUB	SUB	SUB	SUB	SUB	WR		15	1	0	0	
Howard, A.J.	Not on team - Eagles and Ravens practice squad											PS	PS	Not on team - Released from practice squad on 10/3			0	0	0	0	
Hubbard, Chris	RT	RT	IA	RT	RT	RT	RT	RT	RT	RT	RT	RT	IA	SUB	RT		13	12	0	2	
Hughlett, Charley	LS	LS	LS	LS	LS	LS	LS	LS	LS	LS	LS	LS	LS	LS	LS		15	0	0	0	
Hunt, Kareem	Suspended									SUB	SUB	SUB	SUB	RB	RB	SUB	7	2	0	0	
Jackson, Robert	PS	PS	SUB	SUB	SUB	SUB	SUB	IA	IA	IA	IA	IA	SUB	IR - R. on 12/7			6	0	0	4	
Jefferson, Malik	SUB	SUB	SUB	SUB	SUB	SUB	SUB	SUB	SUB	Not on team - Waived on 11/2						9	0	0	0		
Johnson, D'Ernest	SUB	SUB	SUB	SUB	SUB	SUB	SUB	SUB	SUB	SUB	SUB	SUB	SUB	SUB	SUB		15	0	0	0	
Kerridge, Joe	IR - R. on 8/30					Not on team - Released from team on 10/21											0	0	0	0	
Kirksey, Christian	WILL	WILL	IR - R. on 9/21														2	2	0	0	
Kush, Eric	RG	RG	RG	RG	RG	RG	SUB	SUB	SUB	SUB	SUB	SUB	SUB	SUB	SUB		15	7	0	0	
Lamm, Kendall	SUB	IA	IA	IA	IA	IA	IA	IA	IA	IA	IA	IA	SUB	RT	IA		4	2	0	11	
Landry, Jarvis	WR	WR	WR	WR	WR	WR	WR	WR	WR	WR	WR	WR	WR	WR	WR		15	15	0	0	
Lawrence, Devaroe	SUB	SUB	SUB	SUB	SUB	SUB	SUB	SUB	SUB	DT	DT	Not on team - Released from active roster on 11/24					11	2	0	0	
Lewis, Donnie	PS	Not on team		PS	PS	PS	PS	PS	PS	PS	PS	PS	PS	PS	PS		0	0	0	0	
Mayfield, Baker	QB	QB	QB	QB	QB	QB	QB	QB	QB	QB	QB	QB	QB	QB	QB		15	15	0	0	
McCray, Justin	SUB	DNP	RT	SUB	SUB	SUB	LT	SUB	SUB	SUB	SUB	LT	SUB	SUB	SUB		14	3	1	0	
McCray, Robert	Not on team													PS	PS		1	0	0	0	
McGuire, Elijah	PS	DNP	Not on team		PS	PS	PS	Not on team - Released from practice squad on 10/22									0	0	1	0	
Meamder, Montrel	Not on team						PS	PS	PS	PS	PS	PS	PS	PS	PS		0	0	0	0	
Mitchell, Terrance	SUB	SUB	CB	CB	CB	CB	DNP	SUB	SUB	SUB	SUB	SUB	SUB	SUB	SUB		14	4	1	0	
Montgomery, D.J.	IR - R. on 8/21																0	0	0	0	
Moore, J'Mon	Not on team												PS	PS	PS	PS	0	0	0	0	
Murray, Eric	SUB	S	S	S	SUB	SUB	IA	IA	IA	IA	IA	IA	IA	IA	SUB		8	3	0	7	
Njoku, David	TE	SUB	IR - R. on 9/20														3	1	0	2	
Ogunjobi, Larry	DT	DT	DT	DT	DT	DT	DT	DT	DT	DT	Suspended		DT	DT	DT		14	14	0	0	
Pridgeon, Malcolm	Not on team		PS	PS	PS	PS	PS	PS	PS	PS	PS	PS	PS	PS	PS		0	0	0	0	
Randall, Damarious	S	IA	IA	S	S	S	IA	IA	S	S	S	IA	S	S	S		10	10	0	5	
Ratley, Damien	SUB	WR	SUB	WR	SUB	IA	IA	IA	SUB	SUB	SUB	SUB	SUB	WR	SUB		12	3	0	3	
Redwine, Sheldrick	SUB	SUB	DNP	IA	IA	SUB	IA	SUB	SUB	SUB	SUB	S	S	S	S		11	4	1	3	
Richardson, Sheldon	DT	DT	DT	DT	DT	DT	DT	DT	DT	SUB	DE	DT	DE	DT	DT		15	14	0	0	
Robinson, Greg	LT	LT	LT	LT	LT	LT	SUB	LT	LT	LT	LT	IA	LT	LT	LT		14	13	0	1	
Sankoh, Tigie#	PS	PS	PS	PS	PS	PS	PS	PS	PS	PS	PS	PS	PS	PS	PS		0	0	0	0	
Schobert, Joe	MIKE	MIKE	MIKE	MIKE	MIKE	MIKE	MIKE	MIKE	MIKE	MIKE	MIKE	MIKE	MIKE	MIKE	MIKE		15	15	0	0	
Seals-Jones, Ricky	IA	SUB	SUB	SUB	SUB	TE	SUB	SUB	IA	SUB	TE	TE	SUB	SUB	TE		13	4	0	2	
Seibert, Austin	K	K	K	K	K	K	K	K	K	K	K	K	K	K	K		15	0	0	0	
Smith, Chris	SUB	SUB	DNP	SUB	SUB	SUB	IA	SUB	SUB	SUB	SUB	IA	Not on team				8	0	1	2	
Stanton, Drew	DNP	IR - R. on 9/16															0	0	1	0	
Takitaki, Sione	IA	SUB	SUB	SUB	SUB	SUB	SUB	SUB	SUB	SUB	SUB	SUB	SUB	SUB	LB		14	0	0	1	
Taylor, Adarius	SUB	IA	SUB	SUB	SUB	SUB	SUB	SUB	SUB	SUB	SUB	SUB	SUB	SUB	SUB		14	0	0	1	
Taylor, Taywan	IA	WR	SUB	SUB	IA	IA	IA	IA	IA	IA	IA	IA	IA	IA	IA		3	1	0	12	
Teller, Wyatt	IA	SUB	SUB	SUB	SUB	SUB	SUB	RG	RG	RG	RG	RG	RG	RG	RG		14	8	0	1	
Thomas, Chad	SUB	SUB	SUB	SUB	SUB	SUB	SUB	SUB	DE	DE	DE	DE	DE	DE	DE		15	7	0	0	
Thomas, Tavierre	SUB	SUB	SUB	SUB	SUB	SUB	SUB	SUB	SUB	SUB	SUB	SUB	SUB	SUB	SUB		15	0	0	0	
Tretter, JC	C	C	C	C	C	C	C	C	C	C	C	C	C	C	C		15	15	0	0	
Vernon, Olivier	DE	DE	DE	DE	DE	DE	DE	DE	IA	IA	IA	DE	IA	IA	IA		9	9	0	6	
Ward, Denzel	CB	CB	IA	IA	IA	IA	CB	CB	CB	CB	CB	CB	CB	CB	CB		11	11	0	4	
Williams, Greedy	CB	CB	IA	IA	IA	IA	CB	CB	CB	CB	CB	CB	CB	CB	CB		11	11	0	4	
Willies, Derrick	PS	PS	PS	PS	PS	IR - R. on 10/10											0	0	0	0	
Wilson, Mack	SUB	SUB	WILL	WILL	WILL	WILL	WILL	WILL	WILL	WILL	WILL	WILL	WILL	WILL	WILL		15	13	0	0	
Wright, Willie	PS	PS	PS	PS	PS	PS	PS	PS	PS	PS	PS	PS	PS	PS	PS		0	0	0	0	
Zimmer, Justin	Not on team - Falcons practice squad															1	0	0	2		

WEEK 1, GAME 1


**TITANS 43
BROWNS 13**

Sept. 8, 2019

FirstEnergy Stadium, Cleveland, OH.



The Cleveland Browns fell to the Tennessee Titans in Cleveland's season-opener for the 2019 season, 43-13. The Browns started the game with an efficient opening-drive, going 73 yards on 8 plays in 4:49, ending in a Dontrell Hilliard rushing touchdown to put the Browns ahead early on. After a missed PAT by Austin Seibert, the Browns led 6-0. The ensuing Titans drive would result in a Cairo Santos 37-yard field goal to put the Titans on the board, 6-3. The Titans would take the lead in the second quarter after stringing together an 11-play, 87-yard drive ending in a 1 yd. rushing touchdown by Derrick Henry, putting the Titans in front, 10-6. After trading possessions, the Titans would pin the Browns deep into their zone, ending with a sack in the end zone for a safety by Cameron Wake, to extend their lead to 12-6 heading into halftime. Receiving the ball to start the second half, the Titans would make it a two-possession game, 15-6, as Santos was successful from 53 yards out. Late into the third quarter the Browns would find the end zone again, this time through the air as Baker Mayfield found David Njoku on a quick pass at the goal line. With just over two minutes remaining in the third quarter, the Browns trailed 15-13. The Titans wasted no time with their response as Marcus Mariota's screen pass to Henry out of the backfield would go for 75 yards. Mariota found Delanie Walker in the end zone twice in the fourth quarter. Mariota's touchdown passes, just 3:29 apart, put the Titans up 36-13 with 9:03 remaining. With just over three minutes remaining, Malcolm Butler would intercept a Mayfield pass intended for Jarvis Landry, and return it 38 yards for a touchdown, further extending their lead and putting a cap on the contest, 43-13.

TEAM	1	2	3	4	F
Tennessee	3	9	10	21	43
Cleveland	6	0	7	0	13

SCORING SUMMARY

TEAM Q TIME PLAY

Browns	1	10:11	D.Hilliard 4 yd. run (kick failed, wr)
Titans	1	6:32	C.Santos 37 yd. Field Goal (7-73, 3:39)
Titans	2	9:39	D.Henry 1 yd. run (C.Santos kick) (11-87, 5:10)
Titans	2	1:42	B.Mayfield sacked in the end zone by C.Wake for a Safety
Titans	3	11:53	C.Santos 53 yd. Field Goal (5-44, 3:07)
Browns	3	2:10	D.Njoku 3 yd. pass from B. Mayfield (A. Seibert kick) (6-61, 3:42)
Titans	3	1:57	D.Henry 75 yd. pass from M.Mariota (C.Santos kick) (1-75, 0:13)
Titans	4	12:32	De.Walker 11 yd. pass from M.Mariota (C.Santon kick) (4-35, 1:39)
Titans	4	9:03	De.Walker 7 yd. pass from M.Mariota (C.Santos kick) (4-34, 2:14)
Titans	4	3:02	M.Butler 38 yd. interception return (C.Santos kick)

TEAM STATISTICS

	TEN	CLE
FIRST DOWNS:	21	19
TIME OF POSSESSION:	29:18	30:42
TOTAL NET YARDS: (RU/PA):	339 (123/216)	346 (102/244)
SACKS/YARDS	5/41	4/32
PUNTS/AVERAGE:	6-46.2	5-46.6
PENALTIES/YARDS:	6-54	18-182
FUMBLES/LOST:	0/0	0/0

INDIVIDUAL STATISTICS

PASSING: TEN: M.Mariota 14-24-248 (3 TD); CLE: B.Mayfield 25-38-285 (TD, 3 INT).

RUSHING: TEN: D.Henry 19-84 (TD), M.Mariota 3-24, J.Smith 1-10, D.Lewis 3-7, R.Tannehill 2-(-2); CLE: N.Chubb 17-75, D.Johnson 1-13, J. Landry 1-10, D.Hilliard 1-4 (TD).

RECEIVING: TEN: De.Walker 5-55 (2 TD), A.Brown 3-100, D.Lewis 3-6, D.Henry 1-75 (TD), J.Smith 1-7, A.Humphries 1-5; CLE: O.Beckham 7-71, J.Landry 4-67, D.Njoku 4-37, N.Chubb 3-10, R.Higgins 2-46, D.Johnson 2-23, D.Ratley 2-17, D.Hilliard 1-14.

WEEK 2, GAME 2


**BROWNS 23
JETS 3**

Sept. 16, 2019

MetLife Stadium, East Rutherford, N.J.



The Cleveland Browns picked up their first win of the 2019 with a dominant 23-3 victory over the New York Jets on Monday Night Football. Similar to the season-opener against the Titans, the Browns were able to drive down the field on the opening possession of the play and put point on the board, this time coming from a 23-yard field goal from rookie Austin Seibert. After forcing a quick three-and-out, the Browns would improve their led to 6-0 after a 48-yard field goal from Seibert. Without starting quarterback Sam Darnold, the Jets were led out the tunnel to start the game by Trevor Siemian, but an injury to Siemian in the second quarter would result in Luke Falk coming into the game at quarterback for the Jets. Led by Myles Garrett, the Browns defense were able to control the game for the most part and apply pressure at all times to the Jets. Garrett led the Browns in sacks with three on the night. Nick Chubb would get his first touchdown of the 2019 season when he ran 19 yards to the end zone early in the second quarter, further extending Cleveland's lead to 13-0. The Jets avoided the shutout in the second quarter when Sam Ficken kicked the ball through the uprights from 46 yards out. After a third field goal from Seibert, this time from 3 yards, the Browns led 16-3 at halftime. Back and forth, defensive stops to open up the third quarter saw the Browns lead 16-3 towards the end of the third quarter. QB Baker Mayfield extended his streak of at least one touchdown pass in 15 consecutive games to start his career when he found WR Odell Beckham Jr. on a short pass over the middle, resulting in an 89-yard touchdown reception for Beckham. This was a career-long touchdown reception for Beckham and put the cap on the contest at 23-3. The Browns advanced to 1-1 while the Jets fell to 0-2.

TEAM	1	2	3	4	F
Cleveland	6	10	7	0	23
New York	0	3	0	0	3

SCORING SUMMARY

TEAM Q TIME PLAY

Browns	1	10:27	A.Seibert 23 yd. Field Goal (11-76, 4:33)
Browns	1	6:15	A.Seibert 48 yd. Field Goal (6-22, 2:32)
Browns	2	10:16	N.Chubb 19 yd. run (A.Seibert kick) (5-53, 3:07)
Jets	2	2:56	S.Ficken 46 yd. Field Goal (11-47, 7:20)
Browns	2	0:00	A.Seibert 43 yd. Field Goal (5-15, 0:35)
Browns	3	3:32	O.Beckham 89 yd. pass from B.Mayfield (A.Seibert kick) (1-89, 0:11)

TEAM STATISTICS

	CLE	NYJ
FIRST DOWNS:	16	13
TIME OF POSSESSION:	29:41	30:19
TOTAL NET YARDS: (RU/PA):	375 (70/305)	262 (93/169)
SACKS/YARDS	4-32	3-20
PUNTS/AVERAGE:	6-38.5	7-47.0
PENALTIES/YARDS:	9-85	12-89
FUMBLES/LOST:	0/0	1/1

INDIVIDUAL STATISTICS

PASSING: CLE: B.Mayfield 19-35-325 (TD); NYJ: L.Falk 20-25-198, T.Siemian 3-3-3.

RUSHING: CLE: N.Chubb 18-62 (TD), D.Johnson 3-8; NYJ: L.Bell 21-68, T.Montgomery 3-25.

RECEIVING: CLE: 6-161 (TD), N.Chubb 4-36, J.Landry 3-32, D.Ratley 2-50, D.Harris 1-4; NYJ: L.Bell 10-61, Ro.Anderson 4-81, J.Crowder 4-40, T.Montgomery 3-15, J.Bellamy 1-5, D.Thomas 1-(-1).

WEEK 3, GAME 3


RAMS 20
BROWNS 13

Sept. 22, 2019

FirstEnergy Stadium, Cleveland, OH.



The Cleveland Browns were defeated by the Los Angeles Rams on Sunday night falling short, 20-13. In its first Sunday night game since the 2008 season, Cleveland welcomed the defending NFC Champion Los Angeles Rams, their first meeting since 2015. The defenses came to play to start the game, with teams trading possessions and punting early on. The Rams would be the first team to get on the board when K Greg Zuerlein's field goal attempt was good from 53 yards. The Browns would respond with a field goal of their own early in the second quarter when K Austin Seibert's attempt from 23 yards went through the uprights, capping off a 13-play, 70-yard drive lasting 7:25. After trading possessions and both teams punting, the Rams would find themselves in the Cleveland red zone, but Zuerlein's attempt from 48 yards out went wide right, keeping the score at 3-3 halfway through the second quarter. With 0:28 remaining in the half, DE Myles Garrett would record his sixth sack of the season, forcing a fumble, recovered by LB Joe Schobert and returned to the LAR 17. This forced fumble and return would set up another Seibert field goal. Seibert was successful from 35 yards out, putting the Browns up 6-3 at the half. Los Angeles wasted no time to start the second half to regain the lead. Capping off a 10-play, 75-yard drive, Goff found WR Cooper Kupp for the first of his two touchdowns on the night to put the Rams in front, 10-6. Cleveland showed no signs of going away on the ensuing drive, marching down the field 75 yards on 11 plays and capping it off with a 2 yd. TD pass to TE Demetrius Harris from Baker Mayfield in the back of the end zone to regain the lead, 13-10. Holding the lead, CB T.J. Carrie's diving effort was enough to intercept Goff and regain possession for the Browns. After trading possessions, the Rams found the end zone for the second time on the night when Kupp caught his second touchdown of the night, putting the Rams back into the lead 17-13. After forcing the Browns to punt, Los Angeles would reinforce their lead with a 37-yd. field goal from Zuerlein, extending the score to 20-13. S Juston Burris intercepted a Goff pass with under three minutes remaining to give the Browns one final possession with 2:46 remaining. The Browns found themselves on the LAR 4 with 0:43 remaining, but a defensive stand by Los Angeles would close out game.

TEAM	1	2	3	4	F
Los Angeles	3	0	7	10	20
Cleveland	0	6	7	0	13

SCORING SUMMARY

TEAM Q TIME PLAY

Rams	1	4:06	G.Zuerlein 53 yd. Field Goal (11-51, 4:58)
Browns	2	11:41	A.Seibert 23 yd. Field Goal (13-70, 7:25)
Browns	2	0:00	A.Seibert 35 yd. Field Goal (4-0, 0:18)
Rams	3	10:40	C.Kupp 11 yd. pass from J.Goff (G.Zuerlein kick) (10-75, 4:20)
Browns	3	4:37	D.Harris 2 yd. pass from B.Mayfield (A.Seibert kick) (11-75, 6:03)
Rams	4	12:48	C.Kupp 6 yd. pass from J.Goff (G.Zuerlein kick) (8-72, 4:12)
Rams	4	6:37	G.Zuerlein 37 yd. Field Goal (9-43, 2:37) 20 13

TEAM STATISTICS

	LAR	CLE
FIRST DOWNS:	20	18
TIME OF POSSESSION:	28:23	31:37
TOTAL NET YARDS: (RU/PA):	345 (90/255)	270 (95/175)
SACKS/YARDS	3/20	2/14
PUNTS/AVERAGE:	2-39.5	6-40.0
PENALTIES/YARDS:	7-50	8-60
FUMBLES/LOST:	1/1	1/0

INDIVIDUAL STATISTICS

PASSING: CLE: B.Mayfield 18-36-195 (TD, INT); **LAR:** J.Goff 24-38-269 (2 TD, 2 INT)

RUSHING: CLE: N.Chubb 23-96, B.Mayfield 1-(-1); **LAR:** T.Gurley 14-43, R.Woods 2-18, J.Goff 4-14, B.Cooks 1-8, M.Brown 3-7;

RECEIVING: CLE: O.Beckham 6-56, N.Chubb 4-35, J.Landry 3-62, D.Ratley 3-26, R.Seals-Jones 1-14, D.Harris 1-2 (TD); **LAR:** C.Kupp 11-102 (2 TD), B.Cooks 8-112, R.Woods 3-40, G.Everett 2-15.

WEEK 4, GAME 4


BROWNS 40
RAVENS 25

Sep. 29, 2019

M&T Bank Stadium, Baltimore, MD.



The Cleveland Browns defeated the divisional-rival Baltimore Ravens on Sunday afternoon, 40-25. Cleveland was first to put points on the board when QB Baker Mayfield found TE Ricky Seals-Jones on a shallow crossing route in space for a touchdown with 2:50 remaining in the first quarter. After Ravens CB Maurice Canaday intercepted Mayfield, the Ravens were able find the end zone with 1:55 to go in the first half. QB Lamar Jackson's 9-yd. TD pass over the middle was hauled in by WR Miles Boykin. Cleveland responded well to the Ravens' late score by running a 10-play, 81-yard drive in just 1:47 that was capped off by a 24-yd. field goal from K Austin Seibert to the put the Browns in front, 10-7, entering halftime. Baltimore opened the second half with the ball and tied the game at 10-10 with a 41-yd. field goal from Ravens K Justin Tucker. Cleveland's ensuing drive took just 1:34 off the clock as they went 75 yards in three plays. On second and eight from the CLE 27, Mayfield found Seals-Jones in a soft spot of the Ravens' zone coverage, sending Seals-Jones down the field for a 59-yd. reception. On the next play, RB Nick Chubb scored his fourth rushing touchdown on the season, side-stepping and breaking tackles on a 14-yd. run to the end zone. The following drive for the Ravens had promise as they traveled 43 yards on six plays before S Jermaine Whitehead forced a fumble from Ravens RB Mark Ingram II, with DE Chad Thomas recovering. The Browns, now up 17-10, doubled their lead when Chubb capped off an 8-play, 74-yard drive, scoring his second touchdown on the afternoon. Baltimore's ensuing drive was their longest of the game, when they went 75 yards in 14 plays, spanning 6:02. Jackson's pass over the middle in the end zone to TE Mark Andrews, followed by a converted two-point attempt from Ingram, made the divisional clash a one-possession game with 9:51 remaining in the contest. Backed up to their own 12-yard line, Chubb and the Browns wasted no time with their response as a toss to the right for Chubb saw him find a gap in the line as he sprinted 88 yards for a touchdown to regain a two-possession. After a failed two-point attempt from Cleveland, the Browns led 30-18 with 9:35 remaining. Just 1:15 later, the Browns were able to make a defensive stand in the middle of the field as the Ravens turned the ball over on downs. The Browns capitalized and turned it into three points when Seibert was successful from 43 yards, extending Cleveland's lead to 33-18 with 6:56 remaining in the game. On first and 10 from the BAL 46, Jackson looked deep over the middle for Andrews but was intercepted by Whitehead with 5:52 remaining. The Ravens were able to force a three-and-out from the Browns, but their next drive would end in another turnover as DE Devaroe Lawrence recorded his first career interception as he was able to tip Jackson's pass and haul it in himself. RB Dontrell Hilliard capped off the Browns following drive with a 1-yd. TD rush, his second of the season, to put the Browns in front 40-18. Ravens WR Willie Snead caught a short pass from Jackson and turned it up field for a 50-yd. TD catch with 0:30 remaining in the game to make it 40-25.

TEAM	1	2	3	4	F
Cleveland	7	3	14	16	25
Baltimore	0	7	3	15	40

SCORING SUMMARY

TEAM Q TIME PLAY

Browns	1	2:50	R.Seals-Jones 9 yd. pass from B.Mayfield (A.Seibert kick) (13-84, 8:31)
Ravens	2	1:55	M.Boykin 9 yd. pass from L.Jackson (J.Tucker kick) (7-58, 3:40)
Browns	2	0:08	A.Seibert 24 yd. Field Goal (10-81, 1:47)
Ravens	3	11:15	J.Tucker 41 yd. Field Goal (8-62, 3:45)
Browns	3	9:41	N.Chubb 14 yd. run (A.Seibert kick) (3-75, 1:34)
Browns	3	0:53	N.Chubb 2 yd. run (A.Seibert kick) (8-74, 5:18)
Ravens	4	9:51	M.Andrews 8 yd. pass from L.Jackson (M.Ingram run) (14-75, 6:02)
Browns	4	9:35	N.Chubb 88 yd. run (pass failed) (1-83, 0:16)
Browns	4	6:56	A.Seibert 43 yd. Field Goal (4-6, 1:19) 33 18
Browns	4	2:14	D.Hilliard 1 yd. run (A.Seibert kick) (6-39, 3:07)
Ravens	4	0:30	W.Snead 50 yd. pass from L.Jackson (5-79, 1:44)

TEAM STATISTICS

	CLE	BAL
FIRST DOWNS:	22	24
TIME OF POSSESSION:	30:17	29:43
TOTAL NET YARDS: (RU/PA):	530 (193/337)	395 (173/222)
SACKS/YARDS	4/25	1/5
PUNTS/AVERAGE:	3-42.3	3-43.7
PENALTIES/YARDS:	6-41	3-15
FUMBLES/LOST:	0-0	2-1

INDIVIDUAL STATISTICS

PASSING: CLE: B.Mayfield 20-30-342 (TD, INT), O.Beckham 1-0-0; **BAL:** L.Jackson 24-34-243 (3 TDs, 2 INT).

RUSHING: CLE: N.Chubb 20-165 (3 TDs), D.Hilliard 6-27 (TD), B.Mayfield 3-1; **BAL:** M.Ingram 12-71, L.Jackson 9-66, G.Edwards 6-28, J.Hill 2-8.

RECEIVING: CLE: J.Landry 8-167, R.Seals-Jones 3-82 (TD), N.Chubb 3-18, D.Hilliard 2-27, O.Beckham 2-20, P.Brown 1-18, D.Ratley 1-10; **BAL:** S.Roberts 4-36, M.Andrews 4-31 (TD), M.Brown 4-22, M.Boykin 3-32 (TD), W.Snead 2-61 (TD), H.Hurst 2-39, J.Hill 2-9, N.Boyle 1-9, G.Edwards 1-8, M.Ingram 1-0.

WEEK 5, GAME 5



**BROWNS 3
49ERS 31**

Oct. 7, 2019

Levi's Stadium, San Francisco, Calif.



The Cleveland Browns were defeated by the San Francisco 49ers on Monday night, 31-3. After forcing a three-and-out to open the game, the 49ers got on the board early and on their first offensive play of the game. 49ers RB Matt Breida's 83-yard rushing touchdown just 1:43 into the game opened the scoring between the teams. San Francisco was able to retain possession of the ball quickly after when 49ers CB Richard Sherman intercepted QB Baker Mayfield. The 49ers doubled their lead just past the halfway point of the first quarter when 49ers QB Jimmy Garoppolo found Breida for a 5-yard touchdown pass, Breida's second touchdown of the game. The 49ers were able to force another turnover from Mayfield, this time a forced fumble by 49ers DT DeForest Buckner. The Browns were able to put points on the board early in the second quarter when K Austin Seibert's field goal attempt from 30 yards was good. With 4:45 remaining in the second quarter, Mayfield was intercepted for the second time in the game when 49ers CB K'Waun Williams was able to grab a bobble from WR Antonio Callaway at the SF 2, and return it to midfield. Shortly after, 49ers RB Tevin Coleman put the 49ers up 21-3 with a 19-yard rushing touchdown. San Francisco extended their lead to 28-3 on the opening drive of the second half when Garoppolo threw a 22-yard touchdown pass over the middle to 49ers TE George Kittle. With 5:08 left in the game, the 49ers would score for their final points on the night, extending their lead for a final time, 31-3 with a 44-yard field goal from K Robbie Gould.

TEAM	1	2	3	4	F
Cleveland	0	3	0	0	3
San Francisco	14	7	7	3	31

SCORING SUMMARY

TEAM	Q	TIME	PLAY
49ers	1	13:37	M.Breida 83 yd. run (R.Gould kick) (1-83, 0:11)
49ers	1	6:26	M.Breida 5 yd. pass from J.Garoppolo (R.Gould kick) (8-74, 3:57)
Browns	2	11:22	A.Seibert 30 yd. Field Goal (10-51, 4:47)
49ers	2	1:54	T.Coleman 19 yd. run (R.Gould kick) (6-49, 2:51)
49ers	3	10:37	G.Kittle 22 yd. pass from J.Garoppolo (R.Gould kick) (9-90, 4:23)
49ers	4	5:08	R.Gould 44 yd. Field Goal (4-3, 1:54)

TEAM STATISTICS

	CLE	SF
FIRST DOWNS:	9	22
TIME OF POSSESSION:	22:17	37:43
TOTAL NET YARDS: (RU/PA):	180(102/78)	446(275/171)
SACKS/YARDS	2/10	4/42
PUNTS/AVERAGE:	7/56.7	4/44.0
PENALTIES/YARDS:	7/55	4/34
FUMBLES/LOST:	3/2	1/0

INDIVIDUAL STATISTICS

PASSING: CLE: B.Mayfield 8-22-100 (2 INT), O.Beckham, Jr. 1-1-20, G.Gilbert 1-0-0
SF: J.Garoppolo 20-29-181 (2 TD)

RUSHING: CLE: N.Chubb 16-87, O.Beckham, Jr. 2-15; **SF:** M.Breida 11-114 (TD), T.Coleman 16-97 (TD), R.Mostert 7-34, G.Kittle 1-18, M.Goodwin 1-15, J.Garoppolo 4-(-3).

RECEIVING: CLE: J.Landry 4-75, O.Beckham, Jr. 2-27, N.Chubb 1-12, D.Johnson 1-6, D.Harris 1-0; **SF:** G.Kittle 6-70 (TD), M.Goodwin 3-41, M.Breida 3-15 (TD), K.Bourne 2-24, K.Jusczyk 2-20, R.Dwelle 2-(-3), D.Pettis 1-11, D.Samuel 1-3.

WEEK 6, GAME 6



**SEAHAWKS 32
BROWNS 28**

Oct. 13, 2019

FirstEnergy Stadium, Cleveland, Ohio



The Seattle Seahawks defeated the Cleveland Browns on Sunday afternoon, 32-28. Giving the Browns their best field position to start a game this season, RB Dontrell Hilliard returned the opening kickoff 74 yards to the SEA 26. The Browns capitalized on this with an opening-drive touchdown rush from RB N.Chubb from seven yards out to put the Browns in front, 7-0 to begin the day. Seahawks QB R.Wilson responded with 75-yard touchdown drive, ending with a 16-yard TD rush from the quarterback. K J.Meyers' PAT attempt was no good, wide right. The Browns extended their lead on the ensuing drive when QB B.Mayfield led a 10-play, 69-yard drive, capped off by a rushing touchdown of his own from 10 yards out. The Browns led 14-6 entering the second quarter and once again extended their lead to 20-6 early in the second quarter when Mayfield found TE R.Seals-Jones on a 31-yard TD pass. K A.Seibert's PAT attempt was no good, wide left. After a blocked punt and two interceptions from the Seattle defense, Meyers was good on two field goals from 38 and 20 yards out to cut into Cleveland's lead. Late in the first half, Seattle found the end zone for the second time, this time coming through the air when Wilson found WR J.Brown in the right side of the end zone from 17 yards out. After a failed two-point conversion attempt by the Seahawks, Cleveland entered halftime with a 20-18 lead. After a punt from Seattle and a fumble by Chubb, Seattle took the lead for the first time with 6:00 remaining in the third quarter when Wilson found Brown in the end zone for the second time on the afternoon, this time from 6 yards out to put Seattle in front, 25-20. After defensive stops, a fumble by RB C.Prosise, and a goal-line stop by the Seahawks, neither team put points on the board again until 9:02 remained in the fourth quarter when Chubb rushed for his second touchdown on the day, this time from 2 yards out, to put the Browns back in front, 28-25. Down by three, with the ball and 9:02 remaining in the game, Wilson and the Seahawks put together a 9-play, 79-yard drive lasting 5:32. The drive was capped off by a rushing touchdown from RB C.Carson to put the Seahawks in front, 32-28. The Browns received the ball with 3:30 remaining in the game, but the Seahawks regained possession and closed out the game just 49 seconds later when K.Wright intercepted Mayfield.

TEAM	1	2	3	4	F
Seattle	6	12	7	7	32
Cleveland	14	6	0	8	28

SCORING SUMMARY

TEAM	Q	TIME	PLAY
Browns	1	13:01	N.Chubb 7 yd. run (A.Seibert kick) (3-23, 1:59)
Seahawks	1	8:52	R.Wilson 16 yd. run (kick failed, wr) (7-75, 4:09)
Browns	1	4:43	B.Mayfield 10 yd. run (A.Seibert kick) (10-69, 4:09)
Browns	2	14:54	R.Seals-Jones 31 yd. pass from B.Mayfield (kick failed, wl) (3-92, 1:25)
Seahawks	2	10:46	J.Myers 38 yd. Field Goal (9-55, 4:08)
Seahawks	2	7:25	J.Myers 20 yd. Field Goal (6-18, 2:41)
Seahawks	2	0:22	J.Brown 17 yd. pass from R.Wilson (run failed)
Seahawks	3	6:00	J.Brown 6 yd. pass from R.Wilson (J.Myers kick) (7-58, 2:54)
Browns	4	9:02	N.Chubb 3 yd. run (B.Mayfield-D.Harris pass) (2-24, 0:46)
Seahawks	4	3:30	C.Carson 1 yd. run (J.Myers kick) (9-79, 5:32)

TEAM STATISTICS

	SEA	CLE
FIRST DOWNS:	29	21
TIME OF POSSESSION:	33:41	26:19
TOTAL NET YARDS: (RU/PA):	454(170/284)	406(249/157)
SACKS/YARDS	0/0	3/11
PUNTS/AVERAGE:	4/39.0	2/30.5
PENALTIES/YARDS:	10/65	9/83
FUMBLES/LOST:	1/1	1/1

INDIVIDUAL STATISTICS

PASSING: CLE: B.Mayfield 22-37-249 (1 TD, 3 INT). **SEA:** R.Wilson 23-33-295 (2 TD).
RUSHING: CLE: N.Chubb 20-122 (2 TD), B.Mayfield 4-35 (TD); **SEA:** C.Carson 24-124 (TD), R.Wilson 9-31 (TD), C.Prosise 3-8, DK.Metcalf 1-4, T.Lockett 1-3.

RECEIVING: CLE: O.Beckham 6-101, N.Chubb 5-17, R.Seals-Jones 3-47 (TD), J.Landry 3-36, A.Callaway 2-22, D.Hilliard 2-17, P.Brown 1-9; **SEA:** T.Lockett 5-75, DK.Metcalf 4-69, C.Carson 4-35, D.Moore 3-36, J.Brown 3-29 (2 TD), L.Wilson 2-16, N.Bellore 1-20, C.Prosise 1-15.

WEEK 8, GAME 7

**BROWNS 13
PATRIOTS 27**

Oct. 27, 2019

Gillette Stadium, Foxborough, Mass.



The New England Patriots defeated the Cleveland Browns, 27-13, on Sunday afternoon. A rainy afternoon in New England to begin the game saw both teams rush the ball early and often. After a series of punts, the Patriots were first to put points on the board just past the halfway mark of the first quarter when K Mike Nugent was good from 20 yards to put the Patriots in front, 3-0. On the ensuing drive, LB Dont'a Hightower recovered a Nick Chubb fumble and returned it for a touchdown to further extend New England's lead to 10-0. The very next play for the Browns resulted in another fumble from Chubb, this time at the end of a 44-yard gain on the ground. After being forced to punt, the Patriots defense created yet another turnover when DT Lawrence Guy intercepted Baker Mayfield on the Browns' first play of the drive. New England capitalized on the interception when QB Tom Brady found WR Julian Edelman in the end zone for an 8-yard TD pass, extending the Patriots' lead to 17-0 at the end of the first quarter. Cleveland was able to cut into New England's lead when TE Demetrius Harris capped off a 6-play, 54-yard drive with a 21-yard TD reception from QB Baker Mayfield to make it 17-7 in favor of the Patriots entering halftime. With 8:37 remaining in the third quarter, K Austin Seibert made it a one-possession game, 17-10, with a 38-yard field goal. Just 2:26 later, Brady and the Patriots completed a 7-play, 84-yard drive, resulting in another touchdown reception for Edelman, this time from 14 yards out. Nugent extended the Patriots' lead for the final time at the halfway point of the fourth quarter with a 29-yard field goal to give the Patriots a 27-10 lead. Seibert was able to cut into the Patriots' lead for Cleveland with a 47-yard field late in the fourth quarter. New England would finish out the game, defeating the Browns, 27-10.

TEAM	1	2	3	4	F
Cleveland	0	7	3	3	13
New England	17	0	7	3	27

SCORING SUMMARY

TEAM Q TIME PLAY

Patriots	1	6:35	M.Nugent 20 yd. Field Goal (12-71, 5:53)
Patriots	1	5:45	D.Hightower 26 yd. fumble return (M.Nugent kick)
Patriots	1	1:47	J.Edelman 8 yd. pass from T.Brady (M.Nugent kick) (2-11, 0:44)
Browns	2	7:44	D.Harris 21 yd. pass from B.Mayfield (A.Seibert kick) (6-54, 3:28)
Browns	3	8:37	A.Seibert 38 yd. Field Goal (12-55, 6:23)
Patriots	3	6:11	J.Edelman 14 yd. pass from T.Brady (M.Nugent kick)
Patriots	4	7:43	M.Nugent 29 yd. Field Goal (11-62, 5:27)
Browns	4	2:33	A.Seibert 47 yd. Field Goal (7-47, 1:34)

TEAM STATISTICS

	CLE	NE
FIRST DOWNS:	15	19
TIME OF POSSESSION:	27:45	32:15
TOTAL NET YARDS: (RU/PA):	310(159/151)	318(79/239)
SACKS/YARDS	3/20	5/43
PUNTS/AVERAGE:	4/44.5	5/45.4
PENALTIES/YARDS:	13/85	4/32
FUMBLES/LOST:	3/2	1/0

INDIVIDUAL STATISTICS

PASSING: CLE: B.Mayfield 20-31-194 (TD, INT) NE: T.Brady 20-36-259 (2 TD)
RUSHING: CLE: N.Chubb 20-131, B.Mayfield 1-18, D.Hilliard 1-10; NE: S.Michel 21-74, R.Burkhead 3-4, J.White 2-4, J.Edelman 1-(-3).
RECEIVING: CLE: J.Landry 5-65, O.Beckham Jr. 5-52, D.Hilliard 4-24, D.Harris 2-33 (TD), A.Callaway 2-11, N.Chubb 1-7, R.Higgins 1-2; NE: J.Edelman 8-78 (2 TD), J.White 4-75, P.Dorsett 3-43, M.Sanu 2-23, B.Watson 1-26, R.Burkhead 1-9, J.Meyers 1-5.

WEEK 9, GAME 8

**BROWNS 19
BRONCOS 24**

Nov. 3, 2019

Empower Field at Mile High, Denver, Colo.



The Denver Broncos defeated the Cleveland Browns on Sunday afternoon, 24-19. After punts on each teams' opening possession, the Broncos were the first to put points on the board when Broncos QB Brandon Allen found Broncos WR Courtland Sutton over the top in the end zone from 21 yards, capping off a 9-play, 63-yard drive with 6:16 remaining in the first quarter. The Browns responded on the ensuing drive when K Austin Seibert's field goal attempt from 39 yards was good. The very next play from scrimmage resulted in a 75-yard touchdown reception for Broncos rookie TE Noah Fant. Fant caught Allen's pass 10 yards downfield before breaking three tackles and turning up field and to the end zone. Trailing 14-3, the Browns were able to reach the red zone again, resulting in another field goal from Seibert, this time from 30 yards out. The Browns would inch closer with their third first-half field goal with 3:53 remaining in the first when Seibert was successful from 27 yards. After a 43-yard field goal from Broncos K Brandon McManus, the Broncos entered the half with a 17-12 lead. After trading possessions and forcing punts to start the third quarter, a crucial moment in the game came when QB Baker Mayfield was stopped for no gain on a fourth and one on the Denver 5-yard line. After failing to convert, Broncos RB Phillip Lindsay extended Denver's lead to 24-12 with a 30-yard rush with 1:13 remaining in the third quarter. Down 12, the Browns showed signs of life early in the fourth quarter when QB Baker Mayfield found WR Jarvis Landry in the flat before turning it up field into the end zone for a 9-yard touchdown reception. Cleveland's first touchdown of the game capped off a 9-play, 76-yard drive. Now trailing 24-19, the Browns were able to gain possession one last time with 7:21 remaining in the contest, but Cleveland was unable to convert on fourth down in Denver territory with 3:19 remaining. The Cleveland defense was not able to force a three-and-out, thus allowing Denver to run out the clock and seal the victory.

TEAM	1	2	3	4	F
Cleveland	0	12	0	7	19
Denver	7	10	7	0	24

SCORING SUMMARY

TEAM Q TIME PLAY

Broncos	1	6:09	C.Sutton 21 yd. pass from B.Allen (B.McManus kick) (9-63, 4:47)
Browns	2	12:48	A.Seibert 39 yd. Field Goal (5-19, 2:20) 3 7 2 12:48
Broncos	2	12:34	N.Fant 75 yd. pass from B.Allen (B.McManus kick) (1-75, 0:14)
Browns	2	7:14	A.Seibert 30 yd. Field Goal (9-64, 5:20)
Browns	2	3:49	A.Seibert 27 yd. Field Goal (6-9, 2:22)
Broncos	2	1:47	B.McManus 43 yd. Field Goal (5-43, 2:02)
Browns	2	0:15	A.Seibert 30 yd. Field Goal (13-63, 1:32)
Broncos	3	1:06	P.Lindsay 30 yd. run (B.McManus kick) (7-95, 4:10)
Browns	4	10:47	J.Landry 9 yd. pass from B.Mayfield (A.Seibert kick) (9-76, 5:19)

TEAM STATISTICS

	CLE	DEN
FIRST DOWNS:	21	13
TIME OF POSSESSION:	35:30	24:30
TOTAL NET YARDS: (RU/PA):	351 (90/261)	302 (127/175)
SACKS/YARDS	3/18	2/12
PUNTS/AVERAGE:	3/53.3	4/43.3
PENALTIES/YARDS:	5/40	7/55
FUMBLES/LOST:	0-0	1/1

INDIVIDUAL STATISTICS

PASSING: CLE: B.Mayfield 27-42-273 (TD) DEN: B.Allen 12-20-193 (2 TD).
RUSHING: CLE: N.Chubb 20-65, B.Mayfield 3-22, D.Hilliard 5-8, O.Beckham Jr. 1-(-5); DEN: P.Lindsay 9-92 (TD), R.Freeman 5-15, B.Allen 5-13, C.Sutton 1-7.
RECEIVING: CLE: J.Landry 6-51 (TD), O.Beckham Jr. 5-87, A.Callaway 4-56, N.Chubb 4-26, D.Harris 3-25, R.Seals-Jones 2-12, D.Hilliard 2-6, K.Hodge 1-10; DEN: C.Sutton 5-56 (TD), N.Fant 3-115 (TD), D.Booker (1-14, T.Fumagalli 1-9, D.Spencer 1-0.

WEEK 10, GAME 9


BILLS 16
BROWNS 19

Nov. 10, 2019

FirstEnergy Stadium, Cleveland, Ohio



The Cleveland Browns defeated the Buffalo Bills on Sunday afternoon, 19-16, following a game-winning 82-yard drive late in the fourth quarter, led by QB Baker Mayfield. The Browns received the opening kickoff and wasted no time getting on the board QB Baker Mayfield coordinated a 6-play, 75-yard touchdown drive, capped off by a 17-yard touchdown reception by WR Jarvis Landry, just 2:47 into the game. After a personal foul called on Landry, K Austin Seibert was forced to kick an extended PAT and went wide right. After a quick Buffalo series, the Browns were knocking on the door again, this time at the Buffalo 1-yard line. The Browns snapped the ball eight times from within the Buffalo 2 yard line, but after two pass interference calls on the Bills and five separate plays in which the Bills stopped Chubb at the 1 yard line, the Browns came out empty handed. After trading possessions, the Bills found the end zone and took the lead with 10:13 remaining in the second quarter when Josh Allen dropped back, tucked the ball and found empty space down the middle as he ran 10 yards for a touchdown to give the Bills a 7-6 lead. Cleveland responded on the ensuing drive as it was able to once again get to a goal line situation, but were forced to settle for 3 points and a 9-7 lead, as Seibert was good from 27 yards with 3:38 remaining in the half. The Bills were able to tie the game at 9-9 with 10:53 remaining in the third quarter when Mayfield was sacked in the end zone for a safety. The Browns were able to regain their lead later in the quarter after forcing the Bills to punt and scoring another field goal on the ensuing drive, this time from 47 yards. With the Browns leadings 12-9 going into the fourth quarter, neither team would score again until the 5:34 mark in the fourth quarter when Allen scored his second rushing touchdown on the afternoon with a 1-yard quarterback sneak to give the Bills a 16-12 lead. On the ensuing drive, Mayfield was 7/8 for 61 yards including a game-winning touchdown pass to WR Rashard Higgins. Mayfield found Higgins from 7 yards out to put the Browns in front, 19-16, with 1:48 remaining. The Buffalo Bills received the ball with 1:44 remaining and one timeout. Allen was able to connect with receivers multiple times to march down the field and into field goal range, but K Steven Hauschka's potential game-tying field goal with 0:22 remaining in the game would go wide left, sealing the victory for Cleveland.

TEAM	1	2	3	4	F
Buffalo	0	7	2	7	16
Cleveland	6	3	3	7	19

SCORING SUMMARY

TEAM Q TIME PLAY

Browns	1	12:09	J.Landry 17 yd. pass from B.Mayfield (kick failed, wr) (6-75, 2:51)
Bills	2	10:09	Jos.Allen 10 yd. run (S.Hauschka kick) (9-76, 4:39)
Browns	2	3:35	A.Seibert 27 yd. Field Goal (13-69, 6:34)
Bills	3	10:53	B.Mayfield sacked in end zone by T.Edmunds for a Safety
Browns	3	3:49	A.Seibert 47 yd. Field Goal (10-56, 5:01)
Bills	4	5:26	Jos.Allen 1 yd. run (S.Hauschka kick) (7-48, 3:44)
Browns	4	1:44	R.Higgins 7 yd. pass from B.Mayfield (A.Seibert kick) (10-82, 3:42)

TEAM STATISTICS

	CLE	BUF
FIRST DOWNS:	24	20
TIME OF POSSESSION:	31:46	28:14
TOTAL NET YARDS: (RU/PA):	368 (147/221)	344 (84/266)
SACKS/YARDS	1/6	2/17
PUNTS/AVERAGE:	3/48.7	4/49.8
PENALTIES/YARDS:	7/40	4/70
FUMBLES/LOST:	1/0	1/0

INDIVIDUAL STATISTICS

PASSING: CLE: B.Mayfield 26-38-238 (2 TD) **BUF:** J.Allen 22-41-266.

RUSHING: CLE: N.Chubb 20-116, K.Hunt 4-30 B.Mayfield 2-1; **BUF:** D.Singleterary 8-42, J.Allen 6-28 (2 TD), F.Gore 5-12, P.DiMarco 1-2.

RECEIVING: CLE: J.Landry 9-97 (TD), K.Hunt 7-44, O.Beckham 5-57, D.Harris 2-28, N.Chubb 2-5, R.Higgins 1-5 (TD); **BUF:** J.Brown 5-77, C.Beasley 4-74, D.Knox 4-55, D.Singleterary 3-8, I.McKenzie 2-19, R.Foster 1-20, A.Roberts 1-7, F.Gore 1-4, P.DiMarco 1-2.

WEEK 11, GAME 10


STEELERS 7
BROWNS 21

Nov. 14, 2019

FirstEnergy Stadium, Cleveland, Ohio



The Cleveland Browns defeated the Pittsburgh Steelers on Thursday Night Football, 21-7. After forcing a three-and-out on defense, the Browns wasted no time putting points on the board as they needed just five plays to go 65 yards and into the end zone. QB Baker Mayfield found WR Odell Beckham Jr. over the middle for a gain of 42 yards to the PIT-1. Mayfield capped off the drive with a 1-yard touchdown run to put the Browns in front early, 7-0. On the following Steelers drive, the visitors were able to get into field goal range, but came up empty handed after K Chris Boswell's attempt from 44 yards was no good. After each team punted on four consecutive possessions, the Browns were able to march down the field with another big gain through the air, this time coming via a career-long 41-yard reception from WR KhaDarel Hodge. The Browns extended their lead to 14-0 when Mayfield found WR Jarvis Landry in the end zone for a 1-yard touchdown reception with 9:59 remaining in the half. This was Landry's third-consecutive game with a TD reception, becoming the first Brown to do so since 2015. With 3:44 to go in the second quarter, the Steelers attempted a flea-flicker, but a great play on the ball from CB Denzel Ward to tip the ball into the air was rewarded by S Morgan Burnett, who was there to intercept Rudolph's pass. On the ensuing drive, the Browns were unable to put more points on the board as K Austin Seibert's 45-yard field goal attempt was no good. The Browns entered halftime with a 14-0 lead. The Browns were held to a three-and-out on the opening drive of the first half, but quickly regained possession of the ball when LB Joe Schobert intercepted Rudolph. The Browns were unable to turn their takeaway into points, and the Steelers' next possession would result in their first points of the night. After a series of defensive penalties, including the ejection of S Damarious Randall for a personal foul, the Steelers entered the red zone for the first time. The Steelers cut the lead to 14-7 when Rudolph found Steelers RB Jaylen Samuel out of the backfield for a 3-yard touchdown pass with 5:45 remaining in the third quarter. On the following drive, Cleveland was able to reach the PIT-31, but Seibert's second miss of the night, this time from 50 yards, resulted in the Browns coming up empty-handed to close the third quarter. After trading possessions for the majority of the fourth quarter, Schobert intercepted Rudolph for the second time on the evening with 6:32 remaining in the game. The Browns capitalized on this takeaway when Mayfield found rookie TE Stephen Carlson in the back of the end zone for a 8-yard touchdown reception, Carlson's first reception of his career. With the Browns leading 21-7, the Steelers had just 5:25 remaining in the contest to mount a comeback, but an overthrown pass from Rudolph was intercepted by S Juston Burris with 3:54 remaining in the game. The Browns punted the ball back to the Steelers with 1:40 remaining, but the Browns were able to force a turnover on downs to finish the game and close out a 21-7 win over the Steelers. The Browns improved to 4-6 with their first win over Pittsburgh since 2014. This marked the first time the Browns have defeated both the Baltimore Ravens and Pittsburgh Steelers in the same season.

TEAM	1	2	3	4	F
Pittsburgh	0	0	7	0	7
Cleveland	7	7	0	7	21

SCORING SUMMARY

TEAM Q TIME PLAY

Browns	1	11:07	B.Mayfield 1 yd. run (A.Seibert kick) (5-65, 2:12)
Browns	2	9:55	J.Landry 1 yd. pass from B.Mayfield (A.Seibert kick) (7-77, 4:03)
Steelers	3	5:39	J.Samuels 3 yd. pass from M.Rudolph (C.Boswell kick) (5-87, 2:32)
Browns	4	5:25	S.Carlson 8 yd. pass from B.Mayfield (A.Seibert kick) (3-4, 0:57)

TEAM STATISTICS

	PIT	CLE
FIRST DOWNS:	18	17
TIME OF POSSESSION:	26:04	33:56
TOTAL NET YARDS: (RU/PA):	236 (58/178)	293 (104/189)
SACKS/YARDS	1/4	4/43
PUNTS/AVERAGE:	5/49.6	8/45.8
PENALTIES/YARDS:	6/41	8/121
FUMBLES/LOST:	1/0	0/0

INDIVIDUAL STATISTICS

PASSING: CLE: B.Mayfield 17-32-193 (2 TD) **PIT:** M.Rudolph 23-44-221

RUSHING: CLE: N.Chubb 27-92, K.Hunt 6-12, B.Mayfield 1-1, G.Gilbert 1-(-1); **PIT:** J.Samuels 5-26, M.Rudolph 2-15, T.Edmunds 3-11, J.Conner 5-10, T.Brooks-James 1-(-4).

RECEIVING: CLE: K.Hunt 6-46, O.Beckham 4-60, J.Landry 4-43 (TD), K.Hodge 1-41, S.Carlson 1-8 (TD), W.Teller 1-(-5); **PIT:** J.Samuels 5-19 (TD), J.Washington 3-49, V.McDonald 3-33, T.Edmunds 3-27, J.Jones 2-24, J.Smith-Schuster 2-21, D.Johnson 2-17, J.Holton 1-18, N.Vannett 1-7, J.Conner 1-6.

WEEK 12, GAME 11



**DOLPHINS 24
BROWNS 41**

Nov. 24, 2019

FirstEnergy Stadium, Cleveland, Ohio



The Cleveland Browns defeated the Miami Dolphins on Sunday afternoon, 41-24. After the Browns elected to receive, the first play from scrimmage resulted in a 32-yard gain when QB Baker Mayfield found RB Nick Chubb on a screen pass. The Browns were able to go 75 yards in just over five minutes, capped off by a touchdown reception from WR Jarvis Landry from 7 yards out. This marked the third consecutive game in which the Browns scored on their opening possession while Landry became the first Browns WR to catch a touchdown pass in four consecutive games since Josh Gordon in 2013. After three-consecutive drives amounting to no points, the Browns doubled their lead when Mayfield found WR Odell Beckham Jr. in space over the top for a 35-yard touchdown pass, increasing the Browns' lead to 14-0 heading into the second quarter. A failed fake punt attempt by the Dolphins to begin the second quarter saw the Browns gain possession in Miami territory. The Browns relied heavily on Chubb to begin the series as he rushed for a total of 15 yards on three consecutive carriers. Once Cleveland reached the red zone, they turned to the air as Mayfield found Landry in the end zone for the second time on the day to put the Browns ahead 21-0 with 10:31 remaining in the half. On the ensuing drive from Miami, the Dolphins were able to reach the CLE-31 before LB Joe Schobert intercepted QB Ryan Fitzpatrick. From his own 27-yard-line, Mayfield orchestrated a 9-play, 73-yard TD drive as he completed each of his five pass attempts on the drive for 52 yards to set up a 6-yard touchdown rush from RB Kareem Hunt, his first with Cleveland. Miami was able to put points on the board late in the half as the Dolphins went 63 yards on nine plays in just 1:01 and capped off the drive with a 36-yard field goal from K Jason Sanders. The Browns entered halftime with a 28-3 lead. After going three-and-out to start the second half, Dolphins CB Ryan Lewis intercepted Mayfield to put Miami in Cleveland territory. The Dolphins were able to turn this into points as Fitzpatrick found TE Mike Gesicki in the end zone from 11 yards out to cut the Browns lead to 28-10. On the following possession from the Browns, Cleveland was unable to respond as they reached the red zone, but a missed field goal from K Austin Siebert left them empty-handed. Carrying momentum, the Dolphins reduced Cleveland's lead again, this time on the ground as Fitzpatrick scrambled for an 8-yard touchdown rush. Cleveland entered the fourth quarter leading, 28-17. On the opening drive of the fourth quarter, the Browns responded with a 40-yard field goal from Siebert to cap off a 10-play, 64-yard drive. Siebert added a second field goal just 1:37 later, this time from 26 yards, to extend Cleveland's lead to 34-17. With 6:01 remaining in the game, Schobert intercepted Fitzpatrick for the second time on the day. This was Schobert's second-consecutive game with two interceptions. Deep into Miami territory, the Browns once again relied heavily on Chubb. After rushing for a 17-yard gain on the opening play of the drive, the Browns reached the red zone quickly. After a Mayfield interception was negated due to unnecessary roughness, the Browns had possession at the MIA-5. Two plays later, Chubb extended Cleveland's lead to 41-17 with a 5-yard touchdown rush. Miami was able to put points on the board one last time with a 19-yard touchdown reception from WR Allen Hurns, but it would be too little, too late as the Browns were victorious, 41-24.

TEAM	1	2	3	4	F
Miami	0	3	14	7	24
Cleveland	14	14	0	13	41

SCORING SUMMARY

TEAM Q TIME PLAY

Browns	1	9:59	J.Landry 7 yd. pass from B.Mayfield (A.Seibert kick) (8-75, 5:01)
Browns	1	1:51	O.Beckham 35 yd. pass from B.Mayfield (A.Seibert kick) (5-60, 2:54)
Browns	2	10:31	J.Landry 5 yd. pass from B.Mayfield (A.Seibert kick) (6-44, 3:39)
Browns	2	1:01	K.Hunt 6 yd. run (A.Seibert kick) (9-73, 4:45)
Dolphins	2	0:00	J.Sanders 36 yd. Field Goal (9-63, 1:01)
Dolphins	3	9:37	M.Gesicki 11 yd. pass from R.Fitzpatrick (J.Sanders kick) (7-46, 2:57)
Dolphins	3	0:04	R.Fitzpatrick 8 yd. run (J.Sanders kick) (11-64, 4:00)
Browns	4	11:21	A.Seibert 40 yd. Field Goal (10-64, 3:43)
Browns	4	6:51	A.Seibert 26 yd. Field Goal (8-67, 2:57)
Browns	4	3:26	N.Chubb 5 yd. run (A.Seibert kick) (4-38, 2:22)
Dolphins	4	0:39	A.Hurns 19 yd. pass from R.Fitzpatrick (J.Sanders kick) (7-78, 2:47)

TEAM STATISTICS

	CLE	MIA
FIRST DOWNS:	30	22
TIME OF POSSESSION:	36:06	23:54
TOTAL NET YARDS: (RU/PA):	467 (147/320)	284 (92/192)
SACKS/YARDS	4/22	1/7
PUNTS/AVERAGE:	1-37.0	4/44.5
PENALTIES/YARDS:	7/70	8/94
FUMBLES/LOST:	2/0	1/0

INDIVIDUAL STATISTICS

PASSING: CLE: B.Mayfield 24-34-327 (3 TD, INT) **MIA:** R.Fitzpatrick 21-39-214 (2 TD, 2 INT).

RUSHING: CLE: N.Chubb 21-106 (TD), K.Hunt 8-37 (TD), B.Mayfield 2-5, G.Gilbert 1-(-1); **MIA:** R.Fitzpatrick 5-45 (TD), P.Laird 3-20, K.Ballage 7-13, M.Gaskin 4-10, A.Wilson 1-4.

RECEIVING: CLE: J.Landry 10-148 (2 TD), O.Beckham 6-84 (TD), N.Chubb 3-58, D.Harris 2-20, K.Hunt 2-9, S.Carson 1-9; **MIA:** D.Parker 6-91, A.Wilson 6-33, A.Hurns 4-42 (TD), M.Gesicki 3-28 (TD), K.Ballage 1-13, M.Gaskin 1-7.

WEEK 13, GAME 12



**BROWNS 13
STEELERS 20**

Dec. 1, 2019

Heinz Field, Pittsburgh, Pa.



The Pittsburgh Steelers defeated the Cleveland Browns on Sunday afternoon, 20-13. The Browns elected to receive and were able to reach the red zone before being forced to settle for a 31-yard field goal from K Austin Seibert. This marked the fourth-consecutive game in which Cleveland's first offensive possession resulted in points. After each team traded possessions and forced punts, the Browns further extended their lead midway through the second quarter when QB Baker Mayfield found RB Kareem Hunt on a short route over the middle for a 15-yard touchdown. The Browns led the contest 10-0 with 7:46 remaining in the first half. On the ensuing drive, Steelers QB Devlin Hodges led a 10-play, 62-yard drive ending in a 39-yard field goal from Steelers K Chris Boswell. On the following drive from Cleveland, the Steelers were able to force a quick three-and-out and regain possession of the ball with 1:48 remaining in the first half. Pittsburgh tied the game at 10-10 just 0:42 later when Hodges found Steelers WR James Washington in the end zone from 30 yards out for the touchdown. Pittsburgh ended the half scoring 10 unanswered points and took its first lead of the contest on the opening drive of the second half. Starting on its own 31-yard line, the Pittsburgh backfield consisting of Steelers RB Benny Snell and Steelers RB Jaylen Samuels led a 7-play, 69-yard drive, capped off by a 1-yard touchdown rush from Snell. On the following drive, the Browns started on their own 25 yard line, and reached as far as the PIT-38, but the drive would amount to no points as Steelers LB Bud Dupree strip-sacked Mayfield late in the third quarter. The ensuing drive from Pittsburgh resulted in an additional three points, as Boswell's second field goal on the day was good from 29 yards, extending the Steelers' lead to 20-10. The Browns responded with a field goal of their own as Seibert's field goal from 34 yards went through the uprights, cutting the Steeler's lead to 20-13. On the first play of the Steelers' drive, Hodges was intercepted by CB Terrance Mitchell. The Browns would not be able to produce points off the turnover but were able to pin the Steelers on their own 1-yard line thanks to a punt from Seibert. Pittsburgh leaned on Snell and Samuels to close the game as they rushed seven times for 29 yards on their final possession, taking 3:50 off the clock. Mayfield and the Browns were able to force a punt and regain possession one final time, needing to go 80 yards with 1:45 remaining. With 1:17 to go, Mayfield's pass deep downfield, intended for WR Jarvis Landry, was intercepted by Steelers CB Joe Haden to seal the game.

TEAM	1	2	3	4	F
Cleveland	3	7	3	3	13
Pittsburgh	0	10	7	3	20

SCORING SUMMARY

TEAM Q TIME PLAY

Browns	1	7:31	A.Seibert 31 yd. Field Goal (13-62, 7:29) 3 0 1 7:31
Browns	2	7:40	K.Hunt 15 yd. pass from B.Mayfield (A.Seibert kick) (10-70, 5:42)
Steelers	2	2:56	C.Boswell 39 yd. Field Goal (10-62, 4:44) 10 3 2 2:56
Steelers	2	1:00	J.Washington 30 yd. pass from D.Hodges (C.Boswell kick) (5-69, 0:48)
Steelers	3	10:36	B.Snell Jr. 1 yd. run (C.Boswell kick) (7-69, 4:24)
Steelers	4	13:48	C.Boswell 29 yd. Field Goal (10-35, 6:01)
Browns	4	7:30	A.Seibert 34 yd. Field Goal (7-61, 2:48)

TEAM STATISTICS

	CLE	PIT
FIRST DOWNS:	19	18
TIME OF POSSESSION:	32:06	27:54
TOTAL NET YARDS: (RU/PA):	279 (106/173)	323 (124/199)
SACKS/YARDS	1/13	5/23
PUNTS/AVERAGE:	4-45.3	4-43.3
PENALTIES/YARDS:	5-34	10-65
FUMBLES/LOST:	1/1	1/0

INDIVIDUAL STATISTICS

PASSING: CLE: B.Mayfield 18-32-196 (TD, INT); **PIT:** D.Hodges 14-21-212 (TD, INT)
RUSHING: CLE: N.Chubb 16-58, K.Hunt 7-46, B.Mayfield 1-2; **PIT:** B.Snell Jr. 16-63 (TD), J.Samuels 7-32, D.Johnson 1-17, K.Whyte Jr. 3-10, D.Hodges 5-2.

RECEIVING: CLE: J.Landry 6-76, K.Hunt 5-19 (TD), O.Beckham 3-29, S.Carson 2-28, D.Harris 1-23, N.Chubb 1-21; **PIT:** J.Washington 4-111 (TD), V.McDonald 3-21, J.Samuels 2-22, T.Jones 1-28, D.Johnson 1-14, N.Vannett 1-7, D.Cain 1-5, B.Snell Jr. 1-4.

WEEK 14, GAME 13

**BENGALS 19
BROWNS 27**

Dec. 8, 2019

FirstEnergy Stadium, Cleveland, Ohio



The Cleveland Browns defeated the Cincinnati Bengals on Sunday afternoon, 27-19. The Bengals took possession of the ball to start and were able to reach the red zone, but the Browns were able to hold strong and force a 34-yard field goal from Bengals K Randy Bullock. On the ensuing drive, the Browns reached Bengals territory, but Bengals LB Nick Vigil was able to intercept QB Baker Mayfield at the CIN-15 and return it 34 yards to the CIN-49. However, just four plays into the Bengals drive, CB Denzel Ward intercepted Bengals QB Andy Dalton and returned it 61 yards for a touchdown to give the Browns a 7-3 lead with 5:36 remaining in the first quarter. With 1:41 remaining in the first quarter, Bullock hit his second field goal of the day, this time from 44 yards to cut the Browns lead to 7-6. The following drive resulted in another interception by the Bengals, this time by Bengals S Jessie Bates III. The Bengals turned the interception into points as Bengals RB Joe Mixon capped off a 6-play, 57-yard drive with a 1-yard touchdown rush, giving the Bengals a 13-7 lead. Cleveland responded on their next drive as Mayfield orchestrated a 10-play, 75-yard drive, concluding it with a 7-yard touchdown rush to regain a 14-13 lead for the Browns. Holding a 14-13 lead to begin the second half, the Browns wasted no time extending their lead as a 57-yard run by RB Nick Chubb put the Browns on the CIN-3. RB Kareem Hunt finished off the drive with a 3-yard touchdown rush to extend the Browns' lead to 21-13. The Bengals were able to cut the lead to 21-16 on the following drive thanks to a 28-yard field goal from Bullock, his third on the afternoon. Browns K Austin Seibert responded with a field goal of his own on the ensuing drive, this time from 53 yards, a career-long for the rookie. Cincinnati was able to reach the CLE-4, but the Browns defense held firm as they were able to stop QB Andy Dalton on fourth and goal. Starting from their own 2-yard line, the Browns put together a 14-play, 85-yard drive lasting 6:08, ending in a 31-yard field goal for Seibert to give the Browns a 27-16 lead. Bengals K Randy Bullock tacked on three more points for the visitors to cut the lead to 27-19, but the Bengals were unable to recover their onside kick with 0:12 to go, ending the contest.

TEAM	1	2	3	4	F
Cincinnati	6	7	3	3	19
Cleveland	7	7	10	3	27

SCORING SUMMARY

TEAM Q TIME PLAY

Bengals	1	10:56	R.Bullock 34 yd. Field Goal (8-59, 4:04)
Browns	1	5:36	D.Ward 61 yd. interception return (A.Seibert kick)
Bengals	1	1:37	R.Bullock 44 yd. Field Goal (7-50, 3:59)
Bengals	2	12:07	J.Mixon 1 yd. run (R.Bullock kick) (6-57, 3:21)
Browns	2	6:37	B.Mayfield 7 yd. run (A.Seibert kick) (10-75, 5:30)
Browns	3	12:10	K.Hunt 3 yd. run (A.Seibert kick) (6-75, 2:50)
Bengals	3	4:39	R.Bullock 28 yd. Field Goal (16-76, 7:31)
Browns	3	0:16	A.Seibert 53 yd. Field Goal (8-40, 4:23)
Browns	4	1:06	A.Seibert 31 yd. Field Goal (14-85, 6:08)
Bengals	4	0:12	R.Bullock 46 yd. Field Goal (6-49, 0:54)

TEAM STATISTICS

	CIN	CLE
FIRST DOWNS:	27	17
TIME OF POSSESSION:	34:31	25:29
TOTAL NET YARDS: (RU/PA):	451 (179/272)	333 (146/187)
SACKS/YARDS	1/5	2/16
PUNTS/AVERAGE:	2-41.5	2-41.5
PENALTIES/YARDS:	8/99	6/30
FUMBLES/LOST:	1/0	0/0

INDIVIDUAL STATISTICS

PASSING: CLE: B.Mayfield 11-24-192 (2 INT); CIN: A.Dalton 22-38-262 (INT), A.Erickson 1-1-26.

RUSHING: CLE: N.Chubb 15-106, K.Hunt 9-28 (TD), B.Mayfield 2-13 (TD), G.Gilbert 1-(-1); CIN: J.Mixon 23-146 (TD), G.Bernard 4-15, A.Dalton 3-11, T.Boyd 1-7.

RECEIVING: CLE: J.Landry 4-76, K.Hunt 2-40, O.Beckham 2-39, R.Seals-Jones 1-22, N.Chubb 1-11, D.Njoku 1-4; CIN: T.Boyd 5-75, A.Erickson 5-45, T.Eifert 4-49, J.Mixon 3-40, G.Bernard 2-31, J.Ross 2-28, A.Tate 1-16, C.Uzomah 1-4.

WEEK 15, GAME 14

**BROWNS 24
CARDINALS 38**

Dec. 15, 2019

State Farm Stadium, Glendale, Ari.



The Arizona Cardinals defeated the Cleveland Browns on Sunday afternoon, 38-24. The Cardinals received the ball and relied heavily on the run game as they rushed the ball six times on their opening drive, including a 5-yard touchdown rush by Cardinals RB Kenyan Drake to give Arizona a 7-0 lead. On the ensuing drive, the Browns were able to reach the Cardinals red zone, but QB Baker Mayfield was intercepted by Cardinals CB Patrick Peterson in the end zone with 4:11 remaining in the first quarter. The Cardinals doubled their lead with 12:02 remaining in the first half when Drake was able to push his way into the end zone for a 1-yard touchdown rush, giving the Cardinals a 14-0 lead. The Browns responded on the ensuing drive behind the work of RB Nick Chubb as he picked up gains of 17 and 33 yards, the latter going for a touchdown to cut Arizona's lead to 14-7. Three plays from scrimmage later, it was rookie LB Mack Wilson coming up with a big play as he intercepted Cardinals QB Kyler Murray and returned it 21 yards deep into Arizona territory. Cleveland cut the deficit to four with 4:34 to go in the first half after a 44-yard field goal from K Austin Seibert. The Cardinals extended their lead back to a two-possession game after an 11-play, 87-yard drive was capped off by a 6-yard touchdown reception by Cardinals TE Dan Arnold. The Browns entered halftime trailing 21-10. Trailing by 11, the Browns began the second half leaning on the work of Chubb, who rushed for 47 yards on five carries on the drive. The Browns were able to reduce the lead again, this time through the air as Mayfield found TE Ricky Seals-Jones all alone on a crossing route for the 1-yard touchdown pass. Later in the quarter, the Cardinals extended their lead again through Drake's third rushing touchdown of the day, again from one yard out. The Browns were unable to respond with points, as Seibert was unsuccessful from 45 yards out. The Cardinals ensuing drive resulted in points as Drake found an opening and ran 17 yards for his fourth touchdown rush on the afternoon, extending Arizona's lead to 35-17. Cleveland's first play from scrimmage on the next drive resulted in a 26-yard completion to Seals-Jones followed by a fumble recovered by the Cardinals. Cardinals K Zane Gonzalez extended Arizona's lead to 38-17 after a field goal attempt from 21 yards out was good. The Browns were able to reach the end zone one final time with 1:21 to go to make it a 38-24 game. An unsuccessful onside kick allowed Arizona to run the clock out and claim victory.

TEAM	1	2	3	4	F
Cleveland	0	10	7	7	24
Arizona	7	14	7	10	38

SCORING SUMMARY

TEAM Q TIME PLAY

Cardinals	1	10:09	K.Drake 5 yd. run (Z.Gonzalez kick) (10-90, 4:51)
Cardinals	2	12:02	K.Drake 1 yd. run (Z.Gonzalez kick) (6-67, 3:18)
Browns	2	7:50	N.Chubb 33 yd. run (A.Seibert kick) (7-83, 4:12)
Browns	2	4:33	A.Seibert 44 yd. Field Goal (4-2, 2:12)
Cardinals	2	0:25	D.Arnold 6 yd. pass from K.Murray (Z.Gonzalez kick) (11-87, 4:08)
Browns	3	8:54	R.Seals-Jones 2 yd. pass from B.Mayfield (A.Seibert kick) (11-75, 6:06)
Cardinals	3	1:40	K.Drake 1 yd. run (Z.Gonzalez kick) (6-61, 3:06)
Cardinals	4	7:25	K.Drake 17 yd. run (Z.Gonzalez kick) (8-65, 4:40)
Cardinals	4	5:18	Z.Gonzalez 21 yd. Field Goal (6-27, 1:55)
Browns	4	1:21	R.Seals-Jones 1 yd. pass from B.Mayfield (A.Seibert kick) (19-91, 3:57)

TEAM STATISTICS

	CLE	ARI
FIRST DOWNS:	25	26
TIME OF POSSESSION:	30:49	29:11
TOTAL NET YARDS: (RU/PA):	393 (151/241)	445 (226/219)
SACKS/YARDS	0/0	1/6
PUNTS/AVERAGE:	2-41.5	2-39.5
PENALTIES/YARDS:	6/55	5/34
FUMBLES/LOST:	1/1	0/0

INDIVIDUAL STATISTICS

PASSING: CLE: B.Mayfield 30-43-247 (2 TD, 1 INT); ARI: K.Murray 19-25-219 (TD, INT)

RUSHING: CLE: N.Chubb 17-127 (TD), K.Hunt 4-14, B.Mayfield 2-11; ARI: 22-137 (4 TD), K.Murray 8-56, C.Kirk 1-28, D.Johnson 3-6, A.Isabella 1-(-1).

RECEIVING: CLE: O.Beckham 8-66, K.Hunt 8-62, J.Landry 5-23, R.Seals-Jones 3-29 (2 TDs), N.Chubb 3-21, D.Ratley 2-33, D.Harris 1-12; ARI: D.Byrd 6-86, C.Kirk 4-33, L.Fitzgerald 3-42, C.Clay 1-18, P.Cooper 1-17, K.Drake 1-9, D.Arnold 1-6 (TD), A.Isabella 1-4, M.Williams 1-4;

WEEK 16, GAME 15


RAVENS 31
BROWNS 15

Dec. 22, 2019

FirstEnergy Stadium, Cleveland, Oh.



The Baltimore Ravens defeated the Cleveland Browns on Sunday afternoon, 31-15. After forcing the Browns to punt on their first two possessions, late in the first quarter, the Ravens suffered their second turnover on the day, this time a fumble from Ravens QB Lamar Jackson on a mishandled QB-RB exchange. On the following possession for Cleveland, the Browns were able to put points on the board as penalties by the Ravens and precision from QB Baker Mayfield moved Cleveland into the red zone. Defensive pass interference on the Ravens in the end zone on third down from the BAL-13 gave the Browns the ball on the Ravens' 1-yard line and a new set of downs. Mayfield finished off the drive for Cleveland with a 1-yard touchdown pass to TE Demetrius Harris. A missed PAT by K Austin Seibert put the Browns ahead 6-0 with 11:53 remaining in the first half. With possession and 1:50 remaining in the half, a completion to Ravens RB Mark Ingram II for a gain of 24 put the Ravens into Cleveland territory. On the next play, Jackson found Ravens TE Mark Andrews deep over the middle for a 39-yard touchdown pass, giving the visitors a 7-6 lead with 1:18 remaining. The Ravens regained possession with 1:02 on the clock and Jackson orchestrated a 7-play, 75-yard drive, capped off by a second touchdown reception for Andrews, this time from 14 yards out. Baltimore entered halftime with a 14-6 lead. Starting the second half with possession of the ball, Jackson and the Ravens went 69 yards over 12 plays spanning 7:24, capped by a 12-yard touchdown reception from Ingram II to extend the Ravens' lead to 21-6. Cleveland cut the deficit to 21-9 after a 47-yard field goal attempt from Seibert was successful with 3:29 remaining in the third quarter. The Ravens were able to put together a 12-play, 62-yard drive, but were held to a 31-yard field goal from Ravens K Justin Tucker to extend their lead to 24-9. The ensuing drive resulted in Cleveland's second touchdown of the day, this time coming from WR Odell Beckham Jr., who was on the receiving end of a back-corner throw in the end zone for a 1-yard touchdown. Cleveland's two-point conversion was unsuccessful, making it 24-15 with 8:01 remaining. Baltimore responded with an 84-yard drive from eight plays resulting in an 18-yard touchdown from Ravens RB Justice Hill with 3:39 remaining in the contest. Mayfield's pass intended for Beckham on the following drive was intercepted by Ravens CB Marlon Humphrey. The Ravens would go on to drain out the remaining 2:47 and secure the win.

TEAM	1	2	3	4	F
Baltimore	0	14	7	10	31
Cleveland	0	6	3	6	15

SCORING SUMMARY

TEAM	Q	TIME	PLAY
Browns	2	11:53	D.Harris 1 yd. pass from B.Mayfield (kick failed, wl) (9-45, 5:19)
Ravens	2	1:18	M.Andrews 39 yd. pass from L.Jackson (J.Tucker kick) (2-63, 0:32)
Ravens	2	0:09	M.Andrews 14 yd. pass from L.Jackson (J.Tucker kick) (7-75, 0:46)
Ravens	3	7:36	M.Ingram II 12 yd. pass from L.Jackson (J.Tucker kick) (13-69, 7:24)
Browns	3	3:25	A.Seibert 47 yd. Field Goal (10-46, 4:11)
Ravens	4	11:32	J.Tucker 31 yd. Field Goal (12-62, 6:53)
Browns	4	8:01	O.Beckham 3 yd. pass from B.Mayfield (pass failed) (9-75, 3:31)
Ravens	4	3:39	J.Hill 18 yd. run (J.Tucker kick) (8-84, 4:22)

TEAM STATISTICS

	BAL	CLE
FIRST DOWNS:	31	17
TIME OF POSSESSION:	34:19	25:41
TOTAL NET YARDS: (RU/PA):	481 (238/243)	241 (49/192)
SACKS/YARDS	0/0	0/0
PUNTS/AVERAGE:	2-51.0	5-44.0
PENALTIES/YARDS:	7-50	7-62
FUMBLES/LOST:	3/1	0/0

INDIVIDUAL STATISTICS

PASSING: CLE: B.Mayfield 22-33-192 (2 TD, INT); **BAL:** L.Jackson 20-31-238 (3 TD)
RUSHING: CLE: N.Chubb 15-45, B.Mayfield 2-4, K.Hunt 3-0; **BAL:** L.Jackson 17-103, G.Edwards 12-66, M.Ingram II 8-55, J.Hill 3-19 (TD);
RECEIVING: CLE: J.Landry 7-74, O.Beckham 4-44 (TD), K.Hunt 4-33, R.Seals-Jones 1-23, S.Carlson 1-7, K.Hodge 1-6, D.Hilliard 1-4, D.Harris 1-1 (TD);
BAL: M.Andrews 6-93 (2 TD), J.Hill 3-32, N.Boyle 3-24, M.Ingram II 2-36 (TD), S.Roberts 2-23, H.Hurst 1-9, M.Boykin 1-8, G.Edwards 1-7, M.Brown 1-6.

2019 STATISTICS

Won 6, Lost 9

9/8/2019	L	13 - 43	Tennessee Titans
9/16/2019	W	23 - 3	at New York Jets
9/22/2019	L	13 - 20	Los Angeles Rams
9/29/2019	W	40 - 25	at Baltimore Ravens
10/7/2019	L	3 - 31	at San Francisco 49ers
10/13/2019	L	28 - 32	Seattle Seahawks
10/27/2019	L	13 - 27	at New England Patriots
11/3/2019	L	19 - 24	at Denver Broncos
11/10/2019	W	19 - 16	Buffalo Bills
11/14/2019	W	21 - 7	Pittsburgh Steelers
11/24/2019	W	41 - 24	Miami Dolphins
12/1/2019	L	13 - 20	at Pittsburgh Steelers
12/8/2019	W	27 - 19	Cincinnati Bengals
12/15/2019	L	24 - 38	at Arizona Cardinals
12/22/2019	L	15 - 31	Baltimore Ravens

Total First Downs	290	323
Rushing	87	115
Passing	169	172
Penalty	34	36
3rd Down: Made/Att	67/183	65/181
3rd Down Pct.	36.6%	35.9%
4th Down: Made/Att	6/16	6/17
4th Down Pct.	37.5%	35.3%
Possession Avg.	30:00	30:00
Total Net Yards	5142	5424
Avg. Per Game	342.8	361.6
Total Plays	920	946
Avg. Per Play	5.6	5.7
Net Yards Rushing	1819	2136
Avg. Per Game	121.3	142.4
Total Rushes	374	424
Net Yards Passing	3323	3288
Avg. Per Game	221.5	219.2
Sacked/Yards Lost	34/245	37/262
Gross Yards	3568	3550
Attempts/Completions	512/306	485/302
Completion Pct.	59.8%	62.3%
Had Intercepted	18	13
Punts/Average	61/45.0	58/45.0
Net Punting Avg.	40.9	41.3
Penalties/Yards	118/1073	104/816
Fumbles/Ball Lost	13/7	16/6
Touchdowns	35	42
Rushing	15	16
Passing	19	24
Returns	1	2

Score By Periods	Q1	Q2	Q3	Q4	OT	Pts
Team	70	101	61	80	0	312
Opponents	63	103	95	99	0	360

Scoring	TD	Ru	Pa	Rt	PAT	FG	2Pt	Pts
A.Seibert	0	0	0	0	28/32	24/28	0	100
N.Chubb	8	8	0	0	0/0	0/0	0	48
J.Landry	5	0	5	0	0/0	0/0	0	30
R.Seals-Jones	4	0	4	0	0/0	0/0	0	24
D.Harris	3	0	3	0	0/0	0/0	1	20
O.Beckham	3	0	3	0	0/0	0/0	0	18
K.Hunt	3	2	1	0	0/0	0/0	0	18
B.Mayfield	3	3	0	0	0/0	0/0	0	18
D.Hilliard	2	2	0	0	0/0	0/0	0	12
D.Njoku	1	0	1	0	0/0	0/0	0	6
R.Higgins	1	0	1	0	0/0	0/0	0	6
D.Ward	1	0	0	1	0/0	0/0	0	6
S.Carlson	1	0	1	0	0/0	0/0	0	6
Team	35	15	19	1	28/32	24/28	1	312
Opponents	42	16	24	2	39/40	21/30	1	360

2-Pt. Conversions: Team 1/3, Opponents: 1/2
 Sacks: M.Garrett 10.0, L.Ogunjobi 5.5, C.Thomas 4.0, O.Vernon 3.0, S.Richardson 3.0, J.Schobert 2.0, M.Burnett 2.0, D.Randall 2.0, J.Burris 1.0, P.Gustin 1.0, M.Wilson 1.0, E.Murray 1.0, T.Carrie 1.0, B.Cox 0.5 **Team: 37.0, Opponents: 34.0**

Rushing	No.	Yds	Avg	Long	TD
N.Chubb	285	1453	5.1	88t	8
K.Hunt	41	167	4.1	16	2
B.Mayfield	24	112	4.7	18	3
D.Hilliard	13	49	3.8	11	2
D.Johnson	4	21	5.3	13	0
O.Beckham	3	10	3.3	11	0
J.Landry	1	10	10.0	10	0
G.Gilbert	3	-3	-1.0	-1	0
Team	374	1819	4.9	88t	15
Opponents	424	2136	5.0	83t	16

Receiving	No.	Yds	Avg	Long	TD
J.Landry	81	1092	13.5	65	5
O.Beckham	71	954	13.4	89t	3
N.Chubb	35	277	7.9	32	0
K.Hunt	34	253	7.4	29	1
D.Harris	15	149	9.9	23	3
R.Seals-Jones	14	229	16.4	59	4
D.Hilliard	12	92	7.7	19	0
D.Ratley	10	136	13.6	29	0
A.Callaway	8	89	11.1	41	0
D.Johnson	6	71	11.8	27	0
S.Carlson	5	51	10.2	21	1
D.Njoku	5	41	8.2	18	1
R.Higgins	4	55	13.8	35	1
K.Hodge	3	57	19.0	41	0
P.Brown	2	27	13.5	18	0
W.Teller	1	-5	-5.0	-5	0
T.Taylor	0	0	0.0	0	0
Team	306	3568	11.7	89t	19
Opponents	302	3550	11.8	75t	24

Interceptions	No.	Yds	Avg	Long	TD
J.Schobert	4	24	6.0	20	0
J.Burris	2	42	21.0	27	0
D.Ward	1	61	61.0	61t	1
M.Burnett	1	43	43.0	43	0
T.Mitchell	1	28	28.0	28	0
M.Wilson	1	21	21.0	21	0
D.Lawrence	1	0	0.0	0	0
T.Carrie	1	0	0.0	0	0
J.Whitehead	1	0	0.0	0	0
Team	13	219	16.8	61t	1
Opponents	18	229	12.7	49	1

Punting	No	Yds	Avg	Net	TB	In	Lg	B
J.Gillan	59	2706	45.9	40.9	5	26	71	1
A.Seibert	1	37	37.0	37.0	0	1	37	0
Team	61	2743	45.0	40.9	5	27	71	1
Opponents	58	2610	45.0	41.3	3	19	70	0

Punt Returns	Ret	FC	Yds	Avg	Long	TD
D.Hilliard	15	6	107	7.1	18	0
J.Landry	5	8	53	10.6	18	0
D.Johnson	1	0	0	0.0	0	0
O.Beckham	1	0	-6	-6.0	-6	0
Team	22	14	154	7.0	18	0
Opponents	18	18	150	8.3	32	0

Kickoff Returns	No.	Yds	Avg	Long	TD
D.Hilliard	17	421	24.8	74	0
T.Thomas	9	185	20.6	31	0
D.Johnson	3	53	17.7	23	0
T.Taylor	3	53	17.7	23	0
D.Ratley	1	12	12.0	12	0
R.Higgins	1	8	8.0	8	0
S.Carlson	1	3	3.0	3	0
Team	35	735	21.0	74	0
Opponents	43	875	20.3	34	0

Field Goals	1-19	20-29	30-39	40-49	50+
A.Seibert	0/0	6/6	9/9	8/11	1/2
Team	0/0	6/6	9/9	8/11	1/2
Opponents	0/0	6/7	7/10	6/9	2/4

Fumbles Lost: N.Chubb 3, B.Mayfield 2, O.Beckham 1, R.Seals-Jones 1 **Total: 7**

Opponent Fumble Recoveries: T.Carrie 1, J.Schobert 1, D.Lawrence 1, C.Thomas 1, D.Ward 1, P.Gustin 1 **Total: 6**

Passing	Att	Cmp	Yds	Cmp%	Yds/Att	TD	TD%	Int	Int%	Long	Sack	Lost	Rating
B.Mayfield	507	305	3548	60.2%	7.0	19	3.7%	18	3.6%	89t	34/	245	79.1
O.Beckham	2	1	20	50.0%	10.0	0	0.0%	0	0.0%	20	0/	0	85.4
G.Gilbert	3	0	0	0.0%	0.0	0	0.0%	0	0.0%	0	0/	0	39.6
Team	512	306	3568	59.8%	7.0	19	3.7%	18	3.5%	89t	34/	245	78.6
Opponents	485	302	3550	62.3%	7.3	24	4.9%	13	2.7%	75t	37/	262	89.8

2019 DEFENSIVE STATISTICS

PLAYER	TACKLES				INTERCEPTIONS				FUMBLES				
	TOTAL	SOLO	ASST	SK	YDS	NO	YDS	LG	TD	PD	FF	FR	YDS
Joe Schobert	125	84	41	2	19	4	35	20	0	9	2	1	21
Mack Wilson	72	50	22	1	8	0	0	0	0	6	1	0	0
Sheldon Richardson	59	42	17	3	17	0	0	0	0	4	3	0	0
Damarious Randall	58	45	13	2	9	0	0	0	0	4	0	0	0
T.J. Carrie	52	40	12	1	3	1	0	0	0	4	1	1	0
Larry Ogunjobi	44	30	14	5.5	40	0	0	0	0	1	0	0	0
Greedy Williams	44	37	7	0	0	0	0	0	0	2	0	1	0
Jermaine Whitehead	41	31	10	0	0	1	0	0	0	2	1	0	0
Morgan Burnett	41	26	15	2	19	1	43	43	0	2	0	0	0
Denzel Ward	38	32	6	0	0	1	61	61	0	9	0	1	0
Sheldrick Redwine	31	21	10	0	0	0	0	0	0	2	0	0	0
Myles Garrett	29	20	9	10	63	0	0	0	0	0	2	0	0
Juston Burris	28	23	5	1	14	2	42	0	0	4	1	0	0
Olivier Vernon	24	19	4	3	20	0	0	0	0	0	1	0	0
Chad Thomas	24	17	7	4	32	0	0	0	0	1	0	1	1
Eric Murray	22	15	7	1	4	0	0	0	0	1	0	0	0
Terrance Mitchell	20	17	3	0	0	1	28	0	0	3	0	0	0
Sione Takitaki	15	12	3	0	0	0	0	0	0	0	0	0	0
Christian Kirksey	11	6	5	0	0	0	0	0	0	0	0	0	0
Devaroe Lawrence	8	4	4	0	0	1	0	0	0	1	0	1	0
Bryan Cox	8	6	2	0.5	4	0	0	0	0	0	0	0	0
Porter Gustin	8	4	4	1	10	0	0	0	0	0	0	1	0
Eli Ankou	6	4	2	0	0	0	0	0	0	0	0	0	0
Daniel Ekuale	4	3	1	0	0	0	0	0	0	0	0	0	0
J.T. Hassell	3	3	0	0	0	0	0	0	0	0	0	0	0
Brandin Bryant	2	2	0	0	0	0	0	0	0	0	0	0	0
Adarius Taylor	1	1	0	0	0	0	0	0	0	0	0	0	0
Genard Avery	1	1	0	0	0	0	0	0	0	0	0	0	0
KhaDarel Hodge	1	1	0	0	0	0	0	0	0	0	0	0	0
Chris Smith	1	1	0	0	0	0	0	0	0	1	0	0	0
Justin Zimmer	1	1	0	0	0	0	0	0	0	0	0	0	0
Robert McCray	1	1	0	0	0	0	0	0	0	0	0	0	0
Totals	823	599	223	37	262	12	270	61	0	55	12	6	22

2019 SPECIAL TEAMS STATISTICS

PLAYER	TACKLES					
	TOTAL	SOLO	ASST	FF	FR	BLK
KhaDarel Hodge	12	10	2	0	0	0
Dontrell Hilliard	10	7	3	0	1	0
Tavierre Thomas	9	4	5	0	1	1
Sheldrick Redwine	7	5	2	0	0	0
Adarius Taylor	7	3	4	0	0	0
Sione Takitaki	5	2	3	0	0	0
J.T. Hassell	4	2	2	0	0	0
D'Ernest Johnson	4	3	1	0	0	0
Tae Davis	4	3	1	0	0	0
Robert Jackson	3	3	0	0	0	0
Juston Burris	2	2	0	0	0	0
Eric Murray	2	1	1	0	0	0
Malik Jefferson	1	1	0	0	0	0
Demetrius Harris	1	1	0	0	0	0
Willie Harvey	1	0	1	0	0	0
Mack Wilson	1	1	0	0	0	0
Jamie Gillan	1	1	0	0	0	0
Charley Hughlett	1	1	0	0	0	0
Damion Ratley	1	1	0	0	0	0
Pharaoh Brown	1	0	1	0	0	0
Denzel Ward	0	0	0	0	0	1
Totals	77	51	26	0	2	2

2019 MISCELLANEOUS STATISTICS

PLAYER	TKL	FF	FR
JC Tretter	2	0	0
Chris Hubbard	2	0	0
Pharaoh Brown	1	0	0
Nick Chubb	1	0	0
Jarvis Landry	1	0	0
Antonio Callaway	1	0	0
Eric Kush	1	0	0
Jarvis Landry	1	0	0
Kendall Lamm	1	0	0
Kareem Hunt	1	0	0
Dontrell Hilliard	1	0	0
Joel Bitonio	1	0	0
Odell Beckham Jr.	1	0	0
Baker Mayfield	1	0	3
Wyatt Teller	1	0	0
Greg Robinson	0	0	1
Totals	17	0	4

2019 DEFENSIVE SCORING

PLAYER	TD	INT	FUM	SAF
Denzel Ward	1	1	0	0
Totals	1	1	0	0

Defensive scores (1):

D. Ward 61-yd. interception return, 12/8 vs. CIN.

2019 BROWNS GAME-BY-GAME OFFENSIVE STATISTICS

1ST DOWNS					DOWN CONVL.			RUSHING			PASS			TDs			FUM			PEN		PUNTS								
OPP	T	R	Pass	Pen.	3rd	4th	Net Yds.	Plays	Net	Att.	Avg.	Net	Skt-Yds.	Gross	A	C	TD	INT	R	P	Ret.	M	A	No.	Yds.	No.	Avg.	POSS.		
vs. TEN (9/8)	19	4	13	2	1-10	0-2	346	63	102	20	5.1	244	5-41	285	38	25	1	3	2	1	0	0	0	0	0	18	182	5	46.6	30:42
at NYJ (9/16)	16	3	10	3	4-13	0-0	375	59	70	21	3.3	305	3-20	325	35	19	1	1	1	1	0	3	3	0	0	9	85	6	38.5	29:41
vs. LAR (9/22)	18	4	11	3	6-16	0-2	270	63	95	24	4.0	175	3-20	195	36	18	1	1	0	1	0	2	2	1	0	8	60	6	40.0	31:37
at BAL (9/29)	22	8	12	2	6-13	0-1	530	61	193	29	6.7	337	1-5	342	31	20	1	1	4	1	0	2	2	0	0	6	41	3	42.3	30:17
at SF (10/7)	9	3	6	0	1-11	0-0	180	46	102	18	5.7	78	4-42	120	24	9	0	2	0	0	0	1	1	3	2	7	55	7	56.7	22:17
vs. SEA (10/13)	21	7	12	2	3-8	2-3	406	61	157	24	6.5	249	0-0	249	37	22	1	0	3	1	0	0	0	1	1	9	83	2	30.5	26:19
at NE (10/27)	15	5	9	1	3-12	0-1	310	58	159	22	5.3	151	5-43	194	31	20	1	1	0	1	0	2	2	3	2	13	85	4	44.5	27:45
at DEN (11/3)	21	5	13	3	6-15	0-2	351	73	90	29	4.8	261	2-12	272	42	37	1	0	0	1	0	4	4	0	0	5	40	3	53.3	35:30
vs. BUF (11/10)	24	7	15	2	4-11	1-2	368	66	147	26	5.6	221	2-17	238	38	26	2	0	0	2	0	2	2	1	0	4	70	3	48.7	31:46
vs. PIT (11/14)	17	6	10	1	6-16	0-0	293	68	104	35	3.0	189	1-4	193	32	17	2	0	1	2	0	0	2	0	0	8	121	8	45.8	33:56
vs. MIA (11/24)	30	9	15	6	4-8	0-0	467	67	147	32	4.6	320	1-7	327	34	24	3	1	2	3	0	2	3	2	0	7	70	1	37.0	36:06
at PIT (12/1)	19	9	9	1	4-12	1-2	279	63	106	24	4.4	173	5-23	196	34	18	1	1	0	1	0	2	2	1	1	5	35	4	44.5	32:06
vs. CIN (12/8)	17	7	9	1	7-1	0-0	333	52	146	27	6.4	187	1-5	192	24	11	0	1	2	0	0	2	2	0	0	6	30	2	41.5	25:29
at ARI (12/15)	25	8	15	2	9-14	1-1	393	67	152	23	6.6	241	1-6	247	43	30	1	1	1	2	0	1	2	1	1	6	55	2	41.5	30:49
vs. BAL (12/22)	17	2	10	5	3-12	0-0	241	53	49	20	2.5	192	0-0	192	33	20	2	1	0	2	0	0	1	0	0	7	62	5	44.0	25:41
TOTAL	290	87	169	34	73-208	9-21	5142	920	1819	374	4.54	3323	38-254	3567	512	316	18	14	16	19	0	23	28	13	7	118	1074	61	44	30:16

2019 BROWNS GAME-BY-GAME DEFENSIVE STATISTICS

1ST DOWNS				DOWN CONVI.				RUSHING				PASS				TDs				FUM		PEN		PUNTS							
OPP	T	R	Pass	Pen.	3rd	4th	Net Yds.	Plays	Net	Att.	Avg.	Net	Skd-Yds.	Gross	A	C	TD	INT	R	P	Ret.	M	A	No.	Yds.	No.	Avg.	POSS.			
vs. TEN (9/8)	21	6	9	6	2-10	0-0	339	56	123	28	4.4	216	4-32	248	24	14	3	0	1	3	0	2	2	0	0	6	54	6	46.2	29:18	
at NYJ (9/16)	13	4	6	3	2-14	0-2	262	59	93	24	3.9	169	4-32	201	31	23	0	0	0	0	0	1	1	1	1	12	89	7	47	30:19	
vs. LAR (9/22)	20	3	16	1	6-14	0-0	345	64	90	24	3.8	255	2-14	269	38	24	2	2	0	2	0	3	2	1	1	7	50	2	39.5	28:23	
at BAL (9/29)	24	11	12	1	4-10	0-1	395	67	173	29	6.0	222	4-25	247	34	24	3	2	0	3	0	1	1	2	1	3	15	3	43.7	29:43	
at SF (10/7)	22	10	11	1	6-16	1-1	446	71	275	40	6.9	171	2-10	181	29	20	2	0	2	2	0	1	4	1	0	4	34	4	44.0	37:48	
vs. SEA (10/13)	29	8	17	4	6-13	0-0	454	74	170	38	4.5	284	3-11	295	33	23	2	0	2	2	0	2	2	1	1	10	65	4	39.0	33:41	
at NE (10/27)	19	5	11	3	5-16	2-2	318	66	79	27	2.9	239	3-20	259	36	20	2	0	0	2	0	1	0	0	0	4	32	5	45.4	32:15	
at DEN (11/3)	13	5	6	2	3-9	0-0	302	43	127	20	6.4	175	3-18	193	20	12	2	0	1	2	0	1	1	1	1	7	55	4	43.3	24:30	
vs. BUF (11/10)	20	6	12	2	5-13	0-2	344	62	84	20	4.2	260	1-6	266	41	22	0	0	2	0	0	0	2	1	0	7	40	4	49.8	28:14	
vs. PIT (11/14)	18	3	10	5	2-11	0-3	236	64	58	16	3.6	178	4-43	221	44	23	1	4	0	1	0	0	1	1	0	6	41	5	49.6	26:04	
vs. MIA (11/24)	22	5	14	3	6-14	0-1	284	63	92	20	4.6	192	4-22	214	39	21	2	2	1	2	0	1	1	1	0	8	94	4	44.5	23:54	
at PIT (12/1)	18	7	10	1	4-10	0-0	323	43	124	32	6	199	1-13	212	21	14	1	1	1	1	0	2	2	1	0	10	65	4	43.5	27:54	
vs. CIN (12/8)	27	12	14	1	3-12	1-2	451	72	179	31	5.8	271	2-16	288	39	23	0	1	1	0	0	4	4	1	0	8	99	2	41.5	34:31	
at ARI (12/15)	26	14	11	1	4-8	1-1	445	60	226	35	6.5	219	0-0	219	25	19	1	1	4	1	0	1	1	0	0	5	34	2	39.5	29:11	
vs. BAL (12/22)	31	16	13	2	7-11	0-1	481	71	243	40	6.1	238	0-0	238	31	20	3	0	1	3	0	1	1	1	3	1	7	50	2	51.0	34:19
TOTAL	323	115	172	36	75-210	13-20	5425	935	2136	424	4.55	3288	37-245	3551	485	302	24	13	16	24	0	21	25	15	6	104	817	58	44	28:41	

2019 BROWNS W-L RECORD BREAKDOWN

	2019 Season				2018 Season			
	Overall	vs. AFCN	Home	Road	Overall	vs. AFCN	Home	Road
Overall	6-9	3-2	4-4	2-5	7-8-1	3-2-1	5-2-1	2-6
On grass	5-8	3-2	4-4	1-4	6-6-1	2-2-1	5-2-1	1-4
On artificial surfaces	1-1	0-0	0-0	1-1	1-2	1-0	0-0	1-2
When scoring first	5-4	2-3	3-3	2-1	3-3	1-1	2-0	1-3
When opponent scores first	1-5	0-0	1-1	0-4	4-5-1	2-1-1	3-2-1	1-3
In overtime	0-0	0-0	0-0	0-0	1-2-1	1-0-1	1-0-1	0-2
When leading after first quarter	6-3	3-1	4-2	2-1	2-1	1-1	1-0	1-1
When leading at halftime	6-2	3-0	4-2	2-0	4-2	3-0	3-0	1-2
When leading after third quarter	6-1	3-0	4-1	2-0	4-2	3-0	3-0	1-2
When trailing after first quarter	0-5	0-0	0-1	0-4	1-6	1-1	1-2	0-4
When trailing at halftime	0-6	0-1	0-2	0-4	1-6-1	0-2-1	1-2-1	0-4
When trailing after third quarter	0-8	0-2	0-3	0-5	2-6-1	0-2-1	1-2-1	1-4
When tied at halftime	0-1	0-1	0-0	0-1	2-0	0-0	1-0	1-0
On Sunday	4-8	2-2	3-4	1-4	5-8-1	3-2-1	4-2-1	1-6
On Monday	1-1	0-0	0-0	1-1	0-0	0-0	0-0	0-0
On Thursday	1-0	1-0	1-0	0-0	1-0	0-0	1-0	0-0
On Saturday	0-0	0-0	0-0	0-0	1-0	0-0	0-0	1-0
Day games (before 5 p.m.)	4-7	2-2	3-3	1-4	5-8-1	3-2-1	4-2-1	1-6
Night games (after 5 p.m.)	2-2	1-0	1-1	1-1	0-0	0-0	0-0	0-0
When CLE had 100-yard rusher	4-3	2-0	3-1	1-2	3-1	1-0	2-0	1-1
When CLE had 100-yard receiver	3-1	1-0	1-1	2-0	1-2-1	0-1-1	1-0-1	0-2
When CLE had 300-yard passer	3-0	1-0	1-0	1-0	1-2	1-1	1-0	0-2
When OPP had 100-yard rusher	1-4	1-1	1-2	0-1	0-4-1	0-2-1	0-0-1	0-4
When OPP had 100-yard receiver	0-3	0-1	0-2	0-1	1-3-1	0-0-1	1-1-1	0-2
When OPP had 300-yard passer	0-0	0-0	0-0	0-0	1-4-1	0-0-1	1-2-1	0-2

2019 REPLAYS AND CHALLENGES

(2018 Browns Challenges [3/4])

Browns Challenges (2/8)

Date	Opp.	Time	Initial Call	Decision
9/29	BAL	8:32	L. Jackson pass complete to C. Moore for 26 yards	Ruling on the field reversed, pass incomplete.
10/7	SF	15:00	J.Garoppolo pass complete to D.Pettis for 11 yards	Ruling on the field stood
10/13	SEA	10:44	B.Mayfield pass complete to J.Landry to SEA 1. CLE challenged the short of goal line ruling	Ruling on the field was upheld
10/27	NE	4:16	CLE challenged the first down ruling	Ruling on the field stood
		13:33	CLE challenged the OPI ruling	Ruling on the field was upheld
11/3	DEN	5:23	B.Mayfield rush for no gain CLE challenged the short of the line to gain ruling	Ruling on the field stood
12/1	PIT	9:45	B.Mayfield pass incomplete to J.Landry	Ruling on the field overturned
12/8	CIN	9:45	B.Mayfield pass incomplete to J.Landry	Ruling on the field upheld
12/8	CIN	9:45	B.Mayfield pass incomplete to J.Landry	Ruling on the field upheld

Opponent Challenges (4/10)

Date	Opp.	Time	Initial Call	Decision
9/22	LAR	9:43	Incomplete pass from J.Goff	Challenged play for possible defensive pass interference, play was upheld.
10/7	SF	13:49	B.Mayfield pass complete to R.Seals-Jones for 31 yards	Ruling on the field reversed, pass incomplete.
10/7	SF	8:32	J.Garoppolo pass incomplete short left to M.Goodwin	Ruling on the field stood
10/13	SEA	5:02	B.Mayfield pass complete to O.Beckham Jr. for 41 yards	Ruling on the field stood
11/14	PIT	13:19	B.Mayfield pass complete to K.Hodge for 59 yards	Ruling on the field was reversed, gain of 41 yards to the PIT-36
11/24	MIA	7:52	B.Mayfield pass complete to J.Landry for 37 yards	Challenged for Offensive Pass Interference, play was upheld.
12/1	PIT	5:46	A.Seibert punt downed at PIT-1	Challenged for a potential touchback, play was upheld
12/8	CIN	4:14	B.Mayfield pass complete to O.Beckham Jr. for 34 yards	Ruling on the field reversed, pass incomplete.
12/8	CIN	3:16	B.Mayfield pass complete to J.Landry for 34 yards	Challenged for Offensive Pass Interference, play was upheld.
12/15	ARI	1:48	K.Murray pass incomplete to C.Kirk	Challenged for Defensive Pass Interference, play was reversed.
12/22	BAL	12:02	B.Mayfield pass incomplete to O.Beckham Jr. (Defensive pass interference on BAL J.Smith)	Challenged for no Defensive Pass Interference, initial ruling was upheld.

2019 STARTING LINEUPS AND INACTIVES

OFFENSIVE GAME-BY-GAME STARTERS

Game	Opp.	WR	LT	LG	C	RG	RT	TE	WR	QB	RB	RB
09/8	Ten	J. Landry	G.Robinson	J.Bitonio	J.Tretter	E.Kush	C.Hubbard	D.Njoku	O.Beckham	B.Mayfield	N.Chubb	R.Higgins(WR)
09/16	at NYJ	J. Landry	G.Robinson	J.Bitonio	J.Tretter	E.Kush	C.Hubbard	D.Ratley(WR)	O.Beckham	B.Mayfield	N.Chubb	T.Taylor(WR)
9/22	LAR	J. Landry	G.Robinson	J.Bitonio	J.Tretter	E.Kush	J.McCray	D.Harris	O.Beckham	B.Mayfield	N.Chubb	P.Brown(TE)
9/29	at BAL	J. Landry	G.Robinson	J.Bitonio	J.Tretter	E.Kush	C.Hubbard	P.Brown	O.Beckham	B.Mayfield	N.Chubb	D.Ratley(WR)
10/7	at SF	J. Landry	G.Robinson	J.Bitonio	J.Tretter	E.Kush	C.Hubbard	P.Brown	O.Beckham	B.Mayfield	N.Chubb	A.Callaway(WR)
10/13	SEA	J. Landry	G.Robinson	J.Bitonio	J.Tretter	E.Kush	C.Hubbard	P.Brown	O.Beckham	B.Mayfield	N.Chubb	R.Seals-Jones(TE)
10/27	at NE	J. Landry	J.McCray	J.Bitonio	J.Tretter	E.Kush	C.Hubbard	P.Brown	O.Beckham	B.Mayfield	N.Chubb	A.Callaway(WR)
11/3	at DEN	J. Landry	G.Robinson	J.Bitonio	J.Tretter	W.Teller	C.Hubbard	S.Carlson	O.Beckham	B.Mayfield	N.Chubb	D.Harris(TE)
11/10	BUF	J. Landry	G.Robinson	J.Bitonio	J.Tretter	W.Teller	C.Hubbard	S.Carlson	O.Beckham	B.Mayfield	N.Chubb	D.Harris(TE)
11/14	PIT	J. Landry	G.Robinson	J.Bitonio	J.Tretter	W.Teller	C.Hubbard	P.Brown	O.Beckham	B.Mayfield	N.Chubb	D.Harris(TE)
11/24	MIA	J. Landry	G.Robinson	J.Bitonio	J.Tretter	W.Teller	C.Hubbard	R.Seals-Jones	O.Beckham	B.Mayfield	N.Chubb	S.Carlson(TE)
12/1	at PIT	J. Landry	J.McCray	J.Bitonio	J.Tretter	W.Teller	C.Hubbard	D.Harris	O.Beckham	B.Mayfield	N.Chubb	S.Carlson(TE)
12/8	CIN	J. Landry	G.Robinson	J.Bitonio	J.Tretter	W.Teller	K.Lamm	S.Carlson	O.Beckham	B.Mayfield	N.Chubb	K.Hunt
12/15	at ARI	J. Landry	G.Robinson	J.Bitonio	J.Tretter	W.Teller	K.Lamm	D.Ratley (WR)	O.Beckham	B.Mayfield	N.Chubb	K.Hunt
12/22	BAL	J. Landry	G.Robinson	J.Bitonio	J.Tretter	W.Teller	C.Hubbard	R.Seals-Jones (TE)	O.Beckham	B.Mayfield	N.Chubb	K.Hodge (WR)
12/29	at CIN											

DEFENSIVE GAME-BY-GAME STARTERS

Game	Opp.	DE	DT	DT	DE	WILL	MIKE	CB	CB	S	S	DB
9/8	Ten	M.Garrett	L.Ogunjobi	S.Richardson	O.Vernon	C.Kirksey	J.Schobert	D.Ward	G.Williams	D.Randall	M.Burnett	J.Whitehead
9/16	at NYJ	M.Garrett	L.Ogunjobi	S.Richardson	O.Vernon	C.Kirksey	J.Schobert	D.Ward	G.Williams	E.Murray	M.Burnett	J.Whitehead
9/22	LAR	M.Garrett	L.Ogunjobi	S.Richardson	O.Vernon	M.Wilson	J.Schobert	T.Carrie	T.Mitchell	E.Murray	J.Whitehead	J.Burris
9/29	at BAL	M.Garrett	L.Ogunjobi	S.Richardson	O.Vernon	M.Wilson	J.Schobert	T.Carrie	T.Mitchell	D.Randall	E.Murray	J.Whitehead
10/7	at SF	M.Garrett	L.Ogunjobi	S.Richardson	O.Vernon	M.Wilson	J.Schobert	T.Carrie	T.Mitchell	D.Randall	M.Burnett	J.Whitehead
10/13	SEA	M.Garrett	L.Ogunjobi	S.Richardson	O.Vernon	M.Wilson	J.Schobert	T.Carrie	T.Mitchell	D.Randall	M.Burnett	J.Whitehead
10/27	at NE	M.Garrett	L.Ogunjobi	S.Richardson	O.Vernon	M.Wilson	J.Schobert	D.Ward	G.Williams	J.Burris	M.Burnett	J.Whitehead
11/3	at DEN	M.Garrett	L.Ogunjobi	S.Richardson	O.Vernon	M.Wilson	J.Schobert	D.Ward	G.Williams	J.Burris	M.Burnett	J.Whitehead
11/10	BUF	M.Garrett	L.Ogunjobi	S.Richardson	C.Thomas	M.Wilson	J.Schobert	D.Ward	G.Williams	D.Randall	M.Burnett	J.Burris
11/14	PIT	M.Garrett	L.Ogunjobi	D.Lawrence	C.Thomas	M.Wilson	J.Schobert	D.Ward	G.Williams	D.Randall	M.Burnett	J.Burris
11/24	MIA	C.Thomas	D.Lawrence	S.Richardson	E.Ankou	M.Wilson	J.Schobert	D.Ward	G.Williams	D.Randall	J.Burris	T.Carrie
12/1	at PIT	C.Thomas	L.Ogunjobi	S.Richardson	O.Vernon	M.Wilson	J.Schobert	D.Ward	G.Williams	S.Redwine	J.Burris	T.Carrie
12/8	CIN	C.Thomas	L.Ogunjobi	E.Ankou	S.Richardson	M.Wilson	J.Schobert	D.Ward	G.Williams	S.Redwine	D.Randall	J.Burris
12/15	at ARI	C.Thomas	L.Ogunjobi	B.Cox	S.Richardson	M.Wilson	J.Schobert	D.Ward	G.Williams	S.Redwine	D.Randall	J.Burris
12/22	BAL	C.Thomas	L.Ogunjobi	B.Cox	S.Richardson	M.Wilson	J.Schobert	D.Ward	G.Williams	S.Redwine	D.Randall	S.Takitaki (SAM)
12/29	at CIN											

GAME-BY-GAME INACTIVES

Game	Opp.							
9/8	Ten	G.Gilbert	T.Taylor	S.Takitaki	G.Avery	A.Corbett	W.Teller	R.Seals-Jones
9/16	at NYJ	D.Randall	D.Hilliard	G.Avery	A.Taylor	A.Corbett	K.Lamm	R.Higgins
9/22	LA	D.Ward	D.Randall	G.Williams	M.Burnett	K.Lamm	C.Hubbard	R.Higgins
9/29	at BAL	D.Ward	G.Williams	S.Redwine	M.Burnett	G.Avery	K.Lamm	R.Higgins
10/7	at SF	T.Taylor	D.Ward	G.Williams	S.Redwine	G.Avery	K.Lamm	R.Higgins
10/13	SEA	T.Taylor	D.Ward	G.Williams	S.Redwine	G.Avery	K.Lamm	A.Corbett
10/27	at NE	T.Taylor	D.Randall	C.Smith	S.Redwine	G.Avery	K.Lamm	E.Ankou
11/3	at DEN	T.Taylor	D.Randall	E.Murray	R.Jackson	G.Avery	K.Lamm	P.Brown
11/10	BUF	T.Taylor	E.Murray	R.Jackson	O.Vernon	K.Lamm	R.Seals-Jones	A.Callaway
11/14	PIT	T.Taylor	E.Murray	R.Jackson	O.Vernon	K.Lamm	D.Forbes	B.Cox
11/18	MIA	T.Taylor	E.Murray	R.Jackson	O.Vernon	K.Lamm	D.Forbes	P.Brown
12/1	at PIT	T.Taylor	E.Murray	D.Randall	C.Smith	G.Robinson	D.Forbes	P.Brown
12/8	CIN	T.Taylor	E.Murray	C.Hubbard	O.Vernon	G.Robinson	D.Harris	P.Brown
12/15	at ARI	T.Taylor	E.Murray	D.Njoku	O.Vernon	D.Forbes	D.Harris	P.Brown
12/22	BAL	T.Taylor	J.Hassell	D.Njoku	O.Vernon	D.Forbes	K.Lamm	P.Brown
12/29	at CIN							