



INDIANAPOLIS COLTS WEEKLY PRESS RELEASE



REGULAR SEASON WEEK 6

INDIANAPOLIS COLTS (3-2) VS. CINCINNATI BENGALS (1-3-1)
1:00 P.M. ET | SUNDAY, OCT. 18, 2020 | LUCAS OIL STADIUM



COLTS HOST BENGALS IN FINAL GAME BEFORE THE BYE WEEK



Colts Cornerback
Isaiah Rodgers

The Indianapolis Colts will host the Cincinnati Bengals in Week 6. The game time is set for 1:00 p.m. ET on Sunday, Oct. 18, at Lucas Oil Stadium.

The contest will mark the 30th all-time regular season matchup between the teams, with the Colts leading the series at 17-12. In their last matchup on Sept. 9, 2018, Indianapolis hosted Cincinnati and lost, 34-23.

Last week, the Colts traveled to Cleveland and were defeated, 32-23.

The Browns registered a field goal on the game's opening possession. Indianapolis manufactured a scoring drive on its first offensive possession when rookie running back **Jonathan Taylor** tallied a four-yard rushing touchdown.

Early in the second quarter, Cleveland tallied a touchdown. On the ensuing series, the Colts responded with a 32-yard field goal by rookie kicker **Rodrigo Blankenship**. The Browns would add a field goal and touchdown and entered halftime with a 20-10 lead.

On the opening drive of the second half, Cleveland registered a pick-six to pad their lead. On the ensuing kickoff, rookie cornerback **Isaiah Rodgers** recorded a 101-yard touchdown return. He became just the sixth rookie in franchise history to have a kickoff return for a touchdown and was the first since 2001. **Rodgers** finished the game with five kickoff returns for 212 yards (42.4 avg.). His 212 kickoff return yards were the third-most by a Colts player in team history.

Blankenship converted his second field goal to cut the deficit to 27-20 before Cleveland forced a safety on an intentional grounding penalty in the end zone.

With 2:50 left in regulation, **Blankenship** connected on a 25-yard field goal. Cleveland was able to drain the clock and convert a field goal with 25 seconds left to seal the game.

BROADCAST INFORMATION

TV coverage: FOX

Play-by-Play: Kevin Kugler

Color Analyst: Chris Spielman

Sideline: Laura Okmin



Radio coverage: WFNI 6 WLHK

Play-by-Play: Matt Taylor

Color Analyst: Rick Venturi

Sideline: Larra Overton

Pregame/Postgame Analyst: Bill Brooks



INDIANAPOLIS COLTS 2020 SCHEDULE

REGULAR SEASON (3-2)

| Day | Date | Opponent | Time | Network/Result |
|-----------|-------------------|----------------------|----------------|-------------------|
| Sun. | Sept. 13 | at Jacksonville | 1:00 PM | L, 27-20 |
| Sun. | Sept. 20 | MINNESOTA | 1:00 PM | W, 28-11 |
| Sun. | Sept. 27 | NEW YORK JETS | 4:05 PM | W, 36-7 |
| Sun. | Oct. 4 | at Chicago | 1:00 PM | W, 19-11 |
| Sun. | Oct. 11 | at Cleveland | 4:25 PM | L, 32-23 |
| Sun. | Oct. 18 | CINCINNATI | 1:00 PM | FOX |
| Sun. | Oct. 25 | BYE WEEK | | |
| Sun. | Nov. 1 | at Detroit | 1:00 PM | CBS |
| Sun. | Nov. 8 | BALTIMORE | 1:00 PM | CBS |
| Thurs. | Nov. 12 | at Tennessee | 8:20 PM | FOX/NFLN/AMAZON** |
| Sun. | Nov. 22 | GREEN BAY | 1:00 PM | FOX |
| Sun. | Nov. 29 | TENNESSEE | 1:00 PM | CBS |
| Sun. | Dec. 6 | at Houston | 1:00 PM | CBS |
| Sun. | Dec. 13 | at Las Vegas | 4:05 PM | CBS |
| Sat./Sun. | Dec. 19/20 | HOUSTON | TBD | TBD |
| Sun. | Dec. 27 | at Pittsburgh | 1:00 PM | CBS |
| Sun. | Jan. 3 | JACKSONVILLE | 1:00 PM | CBS |

* All times are Eastern; Home games in **BOLD CAPS**

** NFL Network and Amazon simulcast subject to change

2020 AFC SOUTH STANDINGS

| Team | W | L | T | Pct. | Pts. | Opp. |
|---------------------|----------|----------|----------|-------------|------------|-----------|
| Tennessee | 3 | 0 | 0 | 1.000 | 80 | 74 |
| Indianapolis | 3 | 2 | 0 | .600 | 126 | 88 |
| Houston | 1 | 4 | 0 | .200 | 110 | 140 |
| Jacksonville | 1 | 4 | 0 | .200 | 109 | 147 |

TABLE OF CONTENTS/IMPORTANT INFORMATION

TABLE OF CONTENTS

| | |
|-----------------------------------------------|---|
| Season Preview/Schedule | 1 |
| Table of Contents/Important Information | 2 |
| Head Coach Matchup | 3 |

COLTS INFORMATION

| | |
|-------------------------------------|-------|
| Connections | 4 |
| Statistical Comparison | 5 |
| Colts Re-Signings | 6 |
| Colts Free Agent Acquisitions | 7-8 |
| Colts 2020 Rookies | 9-10 |
| What To Look For In 2020 | 11-12 |

COLTS NOTES

| | |
|------------------------------|-------|
| Colts Notes | 13-22 |
| DeForest Buckner Notes | 23 |
| T.Y. Hilton Notes | 24-25 |
| Justin Houston Notes | 26 |
| Darius Leonard Notes | 27 |
| Philip Rivers Notes | 28-29 |

2020 REGULAR SEASON OPPONENTS

Along with their normal slate of home and road contests against AFC South opponents – Houston, Jacksonville and Tennessee – the Colts will compete against the AFC North and NFC North Divisions in 2020. Indianapolis will face five 2019 playoff teams.

INDIANAPOLIS COLTS 2020 REGULAR SEASON OPPONENTS

| Team | H/A | 2019 RS Record | Last RS Meeting/Result |
|---------------|-----|-------------------------|-------------------------|
| Houston | H/A | 10-6 (.625) | A - 11/21/19 - L, 20-17 |
| Tennessee | H/A | 9-7 (.563) | H - 12/1/19 - L, 31-17 |
| Jacksonville | H/A | 6-10 (.375) | A - 9/13/20 - L, 27-20 |
| Baltimore | H | 14-2 (.875) | A - 12/23/17 - L, 23-16 |
| Green Bay | H | 13-3 (.813) | A - 11/6/16 - W, 31-26 |
| Minnesota | H | 10-6 (.625) | H - 9/20/20 - W, 28-11 |
| New York Jets | H | 7-9 (.438) | H - 9/27/20 - W, 36-7 |
| Cincinnati | H | 2-14 (.125) | H - 9/9/18 - L, 34-23 |
| Chicago | A | 8-8 (.500) | A - 10/4/20 - W, 19-11 |
| Pittsburgh | A | 8-8 (.500) | A - 11/3/19 - L, 26-24 |
| Las Vegas | A | 7-9 (.438) | H - 9/29/19 - L, 31-24 |
| Cleveland | A | 6-10 (.375) | A - 10/11/20 - L, 32-23 |
| Detroit | A | 3-12-1 (.219) | H - 9/11/16 - L, 39-35 |
| Total | | 103-104-1 (.498) | |

2020 AWARDS

CB-XAVIER RHODES

AFC Defensive Player of the Week (Week 3 vs. New York Jets)

UNDRAFTED ROOKIES ON ROSTER

Indianapolis has had at least one undrafted rookie free agent make the team's Week 1 53-man roster for the past 22 seasons. This season, kicker **Rodrigo Blankenship**, an undrafted free agent out of Georgia, made the team's roster.

Blankenship appeared in 56 career games at Georgia. He converted 80-of-97 field goals (82.5 percent), including a long of 55 yards, and was a perfect 200-of-200 on PATs for 440 career points. Blankenship also registered 234 touchbacks on 330 kickoffs. He finished as Georgia's all-time leading scorer and had the second-most points in Southeastern Conference history.

In 2019, he was selected as the Lou Groza Award winner as the nation's top placekicker. Blankenship garnered First Team All-SEC honors from the Associated Press and coaches after converting 27-of-33 field goals (81.8 percent) and 46 PATs for 127 points. In 2018, he was a Second Team All-SEC choice by the Associated Press and coaches after connecting on 19-of-23 field goals (82.6 percent) and 65 PATs for 122 points. Blankenship converted 20-of-23 field goals (87.0 percent) and 63 PATs for 123 points in 2017. He was selected to the SEC All-Freshman team by the league's coaches in 2016 after connecting on 14-of-18 field goals (77.8 percent) and 26 PATs for 68 points. As a walk-on in 2015, Blankenship redshirted as a true freshman.

NEW COLTS LOGOS, JERSEYS IN 2020

This season, the Indianapolis Colts debuted new logos and looks for the team. These exciting and modern new looks complement the iconic "Horseshoe" primary logo that Colts fans have come to know and love.

"The Horseshoe remains our most timeless mark, worn by some of the greatest players in NFL history and loved by some of football's greatest fans, Colts Nation," said **Carlie Irsay-Gordon, Colts Vice Chair & Owner**. "These new logos – particularly our new Indiana logo – honor our rich history, cement our real and lasting connection to Indiana and embrace the exciting future that lies ahead."

• New "Indiana" Secondary Logo.

The outline of the state of Indiana is carved out of the "C" from the Colts' new word mark to honor the team's home state and community. The new secondary mark is used to complement the Horseshoe and is featured on fan gear and subtly integrated into the Colts uniform design.



• New Primary Wordmark.

The new wordmark incorporates modern elements while embracing some of the design features from the traditional mark. With this new design, the traditional wordmark becomes a historic mark and will be used primarily for throwback campaigns and gear.



• New Jersey Number Design.

The jerseys numbers have changed slightly to mirror Colts uniforms from the 1950s and 1960s.



These new looks complement the "Horseshoe," while other logos become historic or throwback marks:

• Primary Logo – The "Horseshoe."

Tried and true for 67 years, the Horseshoe is one of the oldest and most recognizable icons in all of sports and remains the primary logo of the team.



• Historic Logo – "Bucking Horse."

A nod to the team's roots, the now familiar "Bucking Horse" logo is tied to historical or throwback campaigns.



• Historic Wordmark.

This traditional wordmark is used primarily for historical or throwback campaigns and gear.



COLTS REGULAR SEASON RECORD AT LOS

COLTS ALL-TIME ROOF/WINDOW RECORD AT LUCAS OIL STADIUM

RECORD AT LUCAS OIL STADIUM: 98 games (64-34)

ROOF OPEN & WINDOW OPEN: 20 games (11-9)

ROOF OPEN & WINDOW CLOSED: 9 games (9-0)

ROOF CLOSED & WINDOW OPEN: 6 games (1-5)

ROOF & WINDOW CLOSED: 63 games (43-20)



COLTS HEAD COACH FRANK REICH



COACHING EXPERIENCE: 15th season
NFL EXPERIENCE: 29th season
COLTS HEAD COACH: 3rd season
REGULAR SEASON: 20-17 (.541)
POSTSEASON: 1-1 (.500)

PRO CAREER: Frank Reich was named head coach of the Indianapolis Colts on Feb. 11, 2018. He has 28 years of NFL experience as a player (1985-98) and coach (2006-19).

In 2019, Reich led the Colts to a 7-9 record and helped Indianapolis register a top-10 rushing attack for the first time since 2001 as the Colts boasted the league's seventh-ranked rushing offense.

In his first season as head coach in 2018, Reich led the Colts to a 10-6 regular season record, including one postseason win and an appearance in the AFC Divisional Round. He became just the third head coach in team history to win a playoff game in his first season at the helm. The 2018 Colts became the third team in NFL history to start a season 1-5 and make it to the playoffs, and just the second to win a playoff game.

Reich previously served as offensive coordinator for the Philadelphia Eagles (2016-17) and was instrumental in the team's Super Bowl LII championship. He also coached for the San Diego Chargers (2013-15), Arizona Cardinals (2012) and Colts (2006-2011).

Reich enjoyed a 14-year playing career with the Buffalo Bills, Carolina Panthers, New York Jets and Detroit Lions. He is most notably known for engineering the greatest comeback in NFL history in the 1992 Wild Card Round playoff game against the Houston Oilers. Making his first postseason start in place of injured quarterback Jim Kelly, Reich led the Bills to a 41-38 overtime victory despite being down by 32 points early in the third quarter.

BACKGROUND: Reich was a quarterback at the University of Maryland from 1981-84 where he backed up Boomer Esiason before earning the starting job as a senior in 1984. As a senior, Reich rallied the Terrapins from a 31-0 deficit to defeat the Miami Hurricanes, 42-40. At the time, Maryland's victory over Miami marked the greatest comeback win in college football history and is now only second to Michigan State's 2006 35-point comeback over Northwestern.

2018 HEAD COACHING HIRES


Out of the seven head coaches hired in 2018, Reich has the third-best winning percentage and is one of two that have won a postseason game (Mike Vrabel) over the last two seasons.

HIGHEST REGULAR SEASON WINNING PERCENTAGE OF 2018 HEAD COACHING HIRES, SINCE 2018

| Rank | Team | Win Percentage |
|------|---------------------|----------------|
| 1. | Matt Nagy (CHI) | .649 |
| 2. | Mike Vrabel (TEN) | .600 |
| 3. | Frank Reich (IND) | .541 |
| 4. | Jon Gruden (LV) | .378 |
| 5. | Matt Patricia (DET) | .292 |
| 6. | *Pat Shurmur (NYG) | .281 |
| 7. | *Steve Wilks (ARZ) | .188 |

*No longer with team

BENGALS HEAD COACH ZAC TAYLOR



COACHING EXPERIENCE: 13th season
NFL EXPERIENCE: 8th season
BENGALS HEAD COACH: 2nd season
REGULAR SEASON: 3-17-1 (.167)
POSTSEASON: 0-0 (.000)

PRO CAREER: Zac Taylor is in his second season as the Cincinnati Bengals head coach, after being named the 10th head coach in team history on Feb. 4, 2019.

Taylor came to Cincinnati after two seasons with the Los Angeles Rams, where he served as assistant wide receivers coach in 2017 and quarterbacks coach in 2018. The Rams won the NFC West with a 13-3 regular season record and advanced to Super Bowl LIII against the New England Patriots.

Taylor broke into NFL coaching in 2012 with the Miami Dolphins as assistant quarterbacks coach. He was elevated to quarterbacks coach from 2013-15. Taylor spent the final five games of 2015 as the Dolphins' interim offensive coordinator and primary play-caller.

BACKGROUND: Taylor played quarterback at Wake Forest (2002-03), Butler County (KS) C.C. (2004) and Nebraska (2005-06). In his senior season of 2006, he was named Big 12 Offensive Player of the Year after passing for 3,197 total yards and leading the Cornhuskers to a 9-3 record, an appearance in the Big 12 Championship Game and a berth in the Cotton Bowl. Taylor was inducted into the Nebraska Football Hall of Fame in 2017. He joined the Tampa Bay Buccaneers as a college free agent in 2007, but was waived prior to the start of training camp. Later that year, Taylor joined the Winnipeg Blue Bombers of the Canadian Football League, where he spent one season (did not play). He coached collegiately at Texas A&M (2008-2011) and Cincinnati (2016).

COLTS/BENGALS CONNECTIONS

INDIANA/OHIO CONNECTIONS

- Colts **CB-T.J. Carrie** attended college at Ohio University from 2009-2013.
- Indianapolis **WR-Ashton Dulin** grew up in Reynoldsburg, Ohio and played at Malone University (Canton, Ohio) from 2015-18.
- Colts **DT/DE-Tyquan Lewis** played at Ohio State from 2014-17.
- Indianapolis **C-Ryan Kelly** grew up in West Chester, Ohio.
- Colts **Assistant to the Head Coach Tyler Boyles** played basketball at Shawnee State in Portsmouth, Ohio from 2009-2013.
- Indianapolis **Assistant Special Teams Coach Frank Ross** grew up in Youngstown, Ohio and played football at John Carroll University (University Heights, Ohio) from 2007-2010.
- Colts **Offensive Coordinator Nick Sirianni** played football at the University of Mount Union from 2000-03 and coached there from 2004-05.
- Indianapolis **Defensive Backs/Cornerbacks Coach Jonathan Gannon** grew up in Cleveland.
- Colts **Defensive Coordinator Matt Eberflus** grew up in Toledo, Ohio. He played at Toledo from 1988-91 and was inducted into the school's Athletic Hall of Fame in 2004. He also coached at his alma mater from 1992-2000.
- Cincinnati **S-James Bates III** grew up in Fort Wayne, Ind.
- Bengals **LB-Markus Bailey** played at Purdue from 2015-19.
- Cincinnati **DE-Khalid Kareem** played at Notre Dame from 2018-19.
- Bengals **Assistant Wide Receivers Coach Troy Walters** is from Bloomington, Ind. and coached for Indiana State in 2009.
- Cincinnati **Cornerbacks Coach Steve Jackson** attended Purdue and played defensive back for the Boilermakers from 1987-90.
- Bengals **Defensive Coordinator Lou Anarumo** coached for Purdue from 2004-2011.
- Cincinnati **Defensive Assistant Gerald Chatman** coached at Ball State from 2012-13 and at Butler in 2014.

FORMER COLTS/BENGALS

- Indianapolis **Special Defensive Assistant/Assistant Defensive Line Coach Matt Raich** coached for Cincinnati in 2018.
- Bengals **Assistant Special Teams Coach Colt Anderson** played safety for the Colts from 2014-15.
- Cincinnati **Quarterbacks Coach Dan Pitcher** worked in the Indianapolis scouting department from 2012-15.
- Bengals **Running Backs Coach Jamal Singleton** served in the same capacity for the Colts from 2016-17.
- Cincinnati **Assistant Wide Receivers Coach Troy Walters** played wide receiver for Indianapolis from 2002-05.

COLLEGE CONNECTIONS

- Indianapolis **RB-Nyheim Hines** (2014-17), Cincinnati **QB-Ryan Finley** (2016-18) and **LB-Germaine Pratt** (2014-18) all played together at North Carolina State. **QB-Jacoby Brissett** also played there from 2013-15.
- Colts **DT-Eli Ankou** and Bengals **G-Alex Redmond** played together at UCLA from 2013-15.
- Indianapolis **QB-Jacob Eason** played at Washington in 2018 with Cincinnati **TE-Drew Sample**.
- Colts **DE-Justin Houston** and Bengals **S-Shawn Williams** were teammates at Georgia from 2009-2010.
- Indianapolis **C-Ryan Kelly** played at Alabama with Cincinnati **CB-Tony Brown** from 2014-15.
- Colts **DT/DE-Tyquan Lewis** (2014-17) played at Ohio State with Bengals **S-Vonn Bell** (2013-15), **QB-Joe Burrow** (2015-17), **DE-Sam Hubbard** (2014-17), **G-Michael Jordan** (2016-18) and **C-Billy Price** (2013-17).
- Indianapolis **G/C-Quenton Nelson** was teammates with Cincinnati **DE-Khalid Kareem** at Notre Dame from 2016-17.
- Colts **T/G-Braden Smith** went to Auburn with Bengals **DE-Carl Lawson** from 2014-16.
- Indianapolis **DE-Al-Quadin Muhammad** played for Miami (FL) in 2013 and 2015 when Cincinnati **Linebackers Coach Al Golden** was the head coach there.
- Colts **LB-Jordan Glasgow** played at Michigan in 2018 when Bengals **Defensive Quality Control Coach Jordan Kovacs** coached there.
- Indianapolis **T-Anthony Castonzo** played at Boston College in 2007 when Cincinnati **Offensive Line Coach Jim Turner** held the same position there.
- Colts **Offensive Quality Control Coach Jerrod Johnson** (2006-2010) played at Texas A&M with Bengals **K-Randy Bullock** (2008-

- 2011). Cincinnati **Head Coach Zac Taylor** (2008-2011), **Strength and Conditioning Coach Joey Boese** (2008-2011), **Assistant Offensive Line Coach Ben Martin** (2010-11) and **Turner** (2008-2011) also coached there.
- Indianapolis **Pass Game Specialist Kevin Patullo** spent one season (2017) at Texas A&M with Cincinnati **G-Keaton Sutherland**, **HB-Trayveon Williams** and **Turner**.
- Colts **Assistant Offensive Line Coach Klayton Adams** coached at Colorado with Bengals **Assistant Wide Receivers Coach Troy Walters** from 2013-15.
- Indianapolis **Offensive Line Coach Chris Strausser** coached for Boise State in 2013 when **Finley** was redshirting for the Broncos.
- Strausser** spent time at Washington while Bengals **WR-John Ross III** played there from 2014-16.
- Colts **Assistant Strength and Conditioning Coach Zane Fakes** played at Ball State when Bengals **Defensive Assistant Gerald Chatman** coached there from 2012-13.
- Indianapolis **Wide Receivers Coach Mike Groh** spent time with **Golden** at Virginia from 2001-05.

NFL CONNECTIONS

- Indianapolis **CB-Xavier Rhodes** and Cincinnati **CB-Mackensie Alexander** played together in Minnesota from 2016-19. Colts **Defensive Backs/Cornerbacks Coach Jonathan Gannon** also coached for the Vikings from 2014-17.
- Colts **T-Chaz Green** (2018), **DE-Al-Quadin Muhammad** (2017) and **DT-Taylor Stallworth** (2018-19) were teammates with Bengals **S-Vonn Bell** (2016-19) in New Orleans.
- Green** played for the Raiders in 2018 while Bengals **Offensive Coordinator Brian Callahan** and **Running Backs Coach Jamal Singleton** were on the coaching staff.
- Indianapolis **S-Tavon Wilson** (2016-19), **Special Defensive Assistant/Assistant Defensive Line Coach Matt Raich** (2014-17) and **Defensive Backs/Safeties Coach Alan Williams** (2014-17) spent time in Detroit with Cincinnati **LB-Josh Byrnes** (2014-16), **Linebackers Coach Al Golden** (2016-18) and **Callahan** (2016-17).
- Colts **DT-Eli Ankou** (2019) and **CB-T.J. Carrie** (2018-19) spent time in Cleveland with Bengals **K-Austin Seibert** (2019).
- Indianapolis **WR-Zach Pascal** (2017) and **Tight Ends Coach Jason Michael** (2014-17) spent time in Tennessee with Cincinnati **CB-LeShaun Sims** (2016-19), **Defensive Line Coach Nick Eason** (2014-17) and **Cornerbacks Coach Steve Jackson** (2016-17).
- Michael** and **Byrnes** spent one season (2018) together in Arizona.
- Colts **DT-DeForest Buckner** and **Running Backs Coach Tom Rathman** spent one season (2016) in San Francisco with Bengals **Wide Receivers Coach Bob Bicknell**.
- Indianapolis **TE-Trey Burton** was teammates with Cincinnati **Tight Ends Coach James Casey** in Philadelphia in 2014. **Bicknell** also coached for the Eagles from 2013-14.
- Colts **Wide Receivers Coach Mike Groh** coached for the Rams in 2016 while Bengals **WR-Mike Thomas** played there.
- Indianapolis **Pass Game Specialist Kevin Patullo** coached with **Bicknell** in Buffalo from 2010-12.
- Colts **Offensive Coordinator Nick Sirianni** coached in Kansas City with **Bicknell** in 2009.
- Indianapolis **Linebackers Coach Dave Borbonzi** coached alongside Cincinnati **Senior Defensive Assistant Mark Duffner** in Tampa Bay from 2016-17.
- Colts **Defensive Line Coach Brian Baker** coached in Cleveland in 2013 alongside **N. Eason**.
- Baker** coached for Minnesota when Bengals **Assistant Wide Receivers Coach Troy Walters** played wide receiver for the Vikings from 2000-01.
- Indianapolis **Head Coach Frank Reich** (2012) and **Raich** (2007-2012) were on the coaching staff in Arizona when **N. Eason** (2011-12) played for the Cardinals.

HOMETOWN CONNECTIONS

- Colts **QB-Jacoby Brissett** and Bengals **DT-Fred Johnson** grew up in West Palm Beach, Fla.
- Indianapolis **LB-E.J. Speed** and Cincinnati **Tight Ends Coach James Casey** both hail from Fort Worth, Texas.
- Colts **Offensive Quality Control Coach Jerrod Johnson**, Bengals **C-Trey Hopkins**, **CB-William Jackson III**, **HB-Trayveon Williams** and **Cornerbacks Coach Steve Jackson** are from Houston.

2020 TEAM LEADERS

COLTS

BENGALS

PASSING YARDS

P. Rivers1,227

J. Burrow.....1,304

J. Brissett17

RUSHING YARDS

J. Taylor307

J. Mixon374

J. Wilkins.....95

J. Burrow.....85

N. Hines81

G. Bernard.....29

RECEIVING YARDS

T. Hilton.....231

T. Boyd362

M. Alie-Cox.....194

T. Higgins214

Z. Pascal144

J. Mixon123

POINTS SCORED

R. Bullock.....56

R. Bullock.....48

J. Taylor18

J. Mixon18

M. Alie-Cox.....12

T. Higgins12

N. Hines12

TACKLES

A. Walker32

J. Bates III39

O. Leonard.....27

V. Bell36

B. Okereke26

J. Bynes35

INTERCEPTIONS

T. Carrie2

L. Wilson.....2

X. Rhodes.....2

J. Evans1

Five players.....1

W. Jackson1

L. Sims1

COLTS RECORDS VS. BENGALS

| | | | |
|-----------------|-----|-------------------|-----|
| J. Houston..... | 3.5 | C. Lawson | 3.5 |
| D. Autry..... | 2.0 | Five players..... | 1.0 |

BY STADIUM

KICKOFF RETURN YARDS (AVG.)

| | | | |
|------------------|------------|-----------------|------------|
| J. Rodgers | 268 (38.3) | B. Wilson | 182 (30.3) |
|------------------|------------|-----------------|------------|

PUNT RETURN YARDS (AVG.)

N. Hines 101 (10.1) A. Erickson 70 (10.0)

PUNTING YARDS (GROSS/NET AVG.)

R. Sanchez.....568 [47.3/43.8] K. Huber.....1,117 [48.6/42.0]

FIELD GOALS

| | | | |
|-------------------|---------------|-----------------|---------------|
| R. Blankenship... | 15/17 (88.2%) | R. Bullock..... | 13/14 (92.9%) |
|-------------------|---------------|-----------------|---------------|

2020 REGULAR SEASON OFFENSIVE RANKINGS

| | | Rush | Rush | Pass | Pass | | Sks/ | 1st | Punt | Kick | | 3rd | 4th | Red | Goal | | | |
|------|------------|--------------|------------|--------------|------------|--------------|------|-------------|-------------|-------------|------------|-------------|-------------|--------------|-------|-------------|------------|------|
| Tm | Yds/ Gm | Yds/ Play | Yds/ Gm | Yds/ Play | Yds/ Gm | Yds/ Play | Pct. | Dwns/ Gm | Rtn Avg. | Rtn Avg. | FG Pct. | Dwn Pct. | Dwn Pct. | Zone Pct. | to Go | Avg. TOP | Pts/ Gm | |
| IND | 349.8 | 5.61 | 105.8 | 3.55 | 244.0 | 7.72 | 3.16 | 3.16 | 21.0 | 10.3 | 30.2 | 88.24 | 34.92 | 62.50 | 42.11 | 71.43 | 31:56 | 25 |
| Rank | 23 | 22 | 20 | 31 | 18 | 11 | 27 | 3 | 24t | 8 | 2 | 16 | 27 | 15t | 29t | 21t | 8 | 17 |
| CIN | 332.4 | 4.60 | 102.6 | 3.89 | 229.8 | 5.55 | 1.45 | 10.63 | 22.6 | 10.0 | 28.0 | 92.86 | 33.33 | 88.89 | 35.71 | 55.56 | 31:40 | 20.4 |
| Rank | 26 | 30 | 23 | 24 | 22 | 29 | 7 | 31 | 12 | 9t | 4 | 7t | 29t | 4 | 30 | 29 | 9 | 24 |

2020 REGULAR SEASON DEFENSIVE RANKINGS

| | | | Rush | Rush | Pass | Pass | | Sks/ | 1st | Punt | Kick | 3rd | 4th | Red | Goal | | Pt | Yd |
|------|-------|------|-------|------|-------|------|------|------|-------|------|------|-------|-------|-------|-------|------|-------|-------|
| Tm | Yds/ | Yds/ | Yds/ | Yds/ | Yds/ | Yds/ | Int. | Pass | Dwns/ | Rtn | Rtn | Dwn | Dwn | Zone | to Go | Pts/ | Diff/ | Diff/ |
| | Gm | Play | Gm | Play | Gm | Play | Pct. | Att. | Gm | Avg. | Avg. | Pct. | Pct. | Pct. | Pct. | Gm | | Gm |
| IND | 286.0 | 4.67 | 86.4 | 3.63 | 179.6 | 5.79 | 5.81 | 710 | 16.4 | 5.8 | 19.7 | 38.71 | 50.00 | 58.33 | 50.00 | 17.6 | 7.6 | 83.8 |
| Rank | 1 | 1 | 3 | 4 | 1 | 2 | 1 | 14 | 1 | 10 | 11 | 10 | 13t | 10t | 2t | 2 | 6 | 3 |
| CIN | 387.6 | 5.70 | 159.0 | 5.16 | 228.6 | 6.46 | 2.82 | 5.08 | 22.2 | 4.0 | 38.0 | 42.86 | 33.33 | 58.82 | 66.67 | 25.2 | -4.8 | -55.2 |
| Rank | 23 | 17 | 29 | 30 | 9 | 7 | 12 | 22 | 25t | 2 | 31 | 16 | 5t | 13t | 8t | 17 | 24 | 25t |



WHAT TO LOOK FOR IN 2020

DT-DEFOREST BUCKNER

- With 14 tackles, he will reach 300 career tackles.
- With 10.0 tackles for loss, he will reach 50.0 career tackles for loss.
- With seven games played, he will reach 75 career games played.
- With seven games started, he will reach 75 career games started.

CB-T.J. CARRIE

- With four games played, he will reach 100 career games played.
- With four passes defended, he will reach 50 career passes defended.
- **With one interception returned for a touchdown, he will tie numerous players for the second-most interceptions returned for a touchdown (two) in single-season franchise history.**
- With two interceptions returned for a touchdown, he will tie Ray Buchanan (three in 1994) for the most interceptions returned for a touchdown in single-season franchise history.

TE-JACK DOYLE

- **With one touchdown, he will pass Ken Dilger (18) and tie Tom Mitchell (19) and Dwayne Allen (19) for the fourth-most total touchdowns by a tight end in team history.**
- **With two touchdowns, he will pass Tom Mitchell (19) and Dwayne Allen (19) for the fourth-most total touchdowns by a tight end in team history.**
- With 14 receptions, he will tie Ken Dilger (261) for the fourth-most receptions by a tight end in team history.
- With 15 receptions, he will pass Ken Dilger (261) for the fourth-most receptions by a tight end in team history.
- With 16 receptions, he will tie Marcus Pollard (263) for the third-most receptions by a tight end in team history.
- With 17 receptions, he will pass Marcus Pollard (263) for the third-most receptions by a tight end in team history.



WR-T.Y. HILTON

- **With at least one reception, he will pass Marshall Faulk (77) for the sixth-longest streak of consecutive games with a reception in franchise history.**
- With two games played, he will reach 125 career games played.
- With 29 receptions, he will reach 600 career receptions.
- **With one touchdown, he will pass Dallas Clark (46) for the 11th-most total touchdowns in team history.**
- **With one receiving touchdown, he will tie Dallas Clark (46) for the sixth-most receiving touchdowns in team history.**
- With two touchdowns, he will tie Joseph Addai (48) for the 10th-most total touchdowns in team history.
- With two receiving touchdowns, he will pass Dallas Clark (46) for the sixth-most receiving touchdowns in team history.
- With three touchdowns, he will pass Joseph Addai (48) for the 10th-most total touchdowns in team history.
- With three receiving touchdowns, he will tie Lenny Moore (48) for the fifth-most receiving touchdowns in team history.
- With four touchdowns, he will tie Jimmy Orr (50) for the ninth-most total touchdowns in team history.
- With four receiving touchdowns, he will pass Lenny Moore (48) for the fifth-most receiving touchdowns in team history.
- With five touchdowns, he will pass Jimmy Orr (50) and tie Marshall Faulk (51) for the eighth-most total touchdowns in team history.
- With five receiving touchdowns, he will tie Jimmy Orr (50) for the fourth-most receiving touchdowns in team history.
- With six receiving touchdowns, he will pass Jimmy Orr (50) for the fourth-most receiving touchdowns in team history.
- With 116 scrimmage yards, he will reach 9,000 career scrimmage yards.
- With 171 receiving yards, he will reach 9,000 career receiving yards.
- With 391 yards from scrimmage, he will tie Raymond Berry (9,275) for the fifth-most scrimmage yards in team history.
- With 392 yards from scrimmage, he will pass Raymond Berry (9,275) for the fifth-most scrimmage yards in team history.
- With 446 receiving yards, he will tie Raymond Berry (9,275) for the third-most receiving yards in team history.



- With 447 receiving yards, he will pass Raymond Berry (9,275) for the third-most receiving yards in team history.
- With 60 receptions, he will tie Raymond Berry (631) for the third-most receptions in team history.
- With 61 receptions, he will pass Raymond Berry (631) for the third-most receptions in team history.
- With 11 receptions of 25+ yards, he will tie Reggie Wayne (111) for the second-most receptions of 25+ yards in team history.
- With 12 receptions of 25+ yards, he will pass Reggie Wayne (111) for the second-most receptions of 25+ yards in team history.
- **With one game with 10+ receptions, he will pass Don McCauley, Lydell Mitchell, Joe Washington, Anthony Johnson and Dallas Clark, all with three, for the third-most games with 10+ receptions in team history.**
- If he leads the team in receiving yards, it will mark his seventh such season doing so which would tie Reggie Wayne for the second-most in franchise history.
- If he leads the team in receptions, it will mark his seventh such season doing so which would tie Reggie Wayne for the third-most in franchise history.
- With 1,000 yards from scrimmage this season, it will mark his sixth such season which would tie Edgerrin James and Lenny Moore (six) for the third-most in team history.

RB-NYHEIM HINES

- **With two receptions, he will tie Joe Washington (127) for the third-most receptions by a Colts running back in their first three seasons in the NFL. He would also tie Washington for the 10th-most receptions by a Colts player in their first three seasons.**
- **With three receptions, he will pass Joe Washington (127) for the third-most receptions by a Colts running back in their first three seasons in the NFL. He would also pass Washington for the 10th-most receptions by a Colts player in their first three seasons.**
- With 24 receptions, he will tie Edgerrin James (149) for the second-most receptions by a Colts running back in their first three seasons.
- With 25 receptions, he will pass Edgerrin James (149) for the second-most receptions by a Colts running back in their first three seasons.
- With 39 receptions, he will tie Marshall Faulk (164) for the most receptions by a Colts running back in their first three seasons.
- With 40 receptions, he will pass Marshall Faulk (164) for the most receptions by a Colts running back in their first three seasons.



DE-JUSTIN HOUSTON

- With two games played, he will reach 125 career games played.
- With eight games started, he will reach 125 career games started.
- Needs 7.0 sacks to reach 100.0 for his career. He would become the 35th player in NFL history to reach that plateau since sacks became an official statistic in 1982.
- **With one safety, he will tie Ted Hendricks, Doug English and Jared Allen (four) for the most safeties in NFL history.**
- With two safeties, he will pass Ted Hendricks, Doug English and Jared Allen (four) for the most safeties in NFL history.

LB-DARIUS LEONARD

- With 19 tackles, he will tie Mike Peterson (330) for the fourth-most tackles in a player's first three seasons in Colts history.
- With 20 tackles, he will pass Mike Peterson (330) and tie Jeff Herrod (331) for the third-most tackles in a player's first three seasons in Colts history.
- With 21 tackles, he will pass Jeff Herrod (331) for the third-most tackles in a player's first three seasons in Colts history.
- With 55 tackles, he will tie Jerrell Freeman (366) for the second-most tackles in a player's first three seasons in Colts history.
- With 56 tackles, he will pass Jerrell Freeman (366) for the second-most tackles in a player's first three seasons in Colts history.
- With 87 tackles, he will tie Duane Bickett (398) for the most tackles in a player's first three seasons in Colts history.
- With 88 tackles, he will pass Duane Bickett (398) for the most





WHAT TO LOOK FOR IN 2020

tackles in a player's first three seasons in Colts history.

- With three interceptions, he would become the third linebacker with at least 10 interceptions in his first three seasons since 1970, joining Jack Ham (11) and Gregg Bingham (10).

CB-XAVIER RHODES

- With 19 tackles, he will reach 400 career tackles.
- **With one interception returned for a touchdown, he will tie numerous players for the second-most interceptions returned for a touchdown (two) in single-season franchise history.**
- With two interceptions returned for a touchdown, he will tie Ray Buchanan (three in 1994) for the most interceptions returned for a touchdown in single-season franchise history.

QB-PHILIP RIVERS

General

- With four games with three-or-more touchdown passes, he will tie Dan Marino (62) for the sixth-most games of three-or-more touchdown passes in NFL history.
- With five games with three-or-more touchdown passes, he will pass Dan Marino (62) for the sixth-most games of three-or-more touchdown passes in NFL history.
- With eight games with three-or-more touchdown passes, he will tie Aaron Rodgers (66) for the fifth-most games of three-or-more touchdown passes in NFL history.
- With nine games with three-or-more touchdown passes, he will pass Aaron Rodgers (66) for the fifth-most games of three-or-more touchdown passes in NFL history.
- With 14 games with three-or-more touchdown passes, he will tie Brett Favre (72) for the fourth-most games of three-or-more touchdown passes in NFL history.
- With 15 games with three-or-more touchdown passes, he will pass Brett Favre (72) for the fourth-most games of three-or-more touchdown passes in NFL history.
- **With one game with 400+ passing yards, he will tie Ben Roethlisberger (12) for the fourth-most games with 400+ passing yards in NFL history.**
- With two games with 400+ passing yards, he will pass Ben Roethlisberger (12) and tie Dan Marino (13) for the third-most games with 400+ passing yards in NFL history.
- With three games with 400+ passing yards, he will pass Dan Marino (13) and tie Peyton Manning (14) for the second-most games with 400+ passing yards in NFL history.
- With four games with 400+ passing yards, he will pass Peyton Manning (14) for the second-most games with 400+ passing yards in NFL history.
- With five games with 400+ passing yards, he will tie Drew Brees (16) for the most games with 400+ passing yards in NFL history.
- With six games with 400+ passing yards, he will pass Drew Brees (16) for the most games with 400+ passing yards in NFL history.



Career Games Started (229)

- **With one game started, he will pass Bruce Matthews (229) for the second-longest streak of consecutive regular season games started by a player since 1970.**
- With five games started, he will tie Eli Manning (234) for the 10th-most games started in NFL history.
- With six games started, he will pass Eli Manning (234) and tie Charles Woodson (235) for the ninth-most games started in NFL history.
- With seven games started, he will pass Charles Woodson (235) for the ninth-most games started in NFL history.
- With nine games started, he will tie Tony Gonzalez (238) for the eighth-most games started in NFL history.
- With 10 games started, he will pass Tony Gonzalez (238) and tie London Fletcher (239) for the seventh-most games started in NFL history.
- With 11 games started, he will pass London Fletcher (239) and tie Julius Peppers (240) for the sixth-most games started in NFL history.

Career Passes Attempted (7,745)

- With 255 passes attempted, he will reach 8,000 career passes attempted. He would become just the seventh player in NFL history

to reach that plateau, joining Brett Favre, Drew Brees, Tom Brady, Peyton Manning, Dan Marino and Eli Manning.

- With 374 passes attempted, he will tie Eli Manning (8,119) for the sixth-most passes attempted in NFL history.
- With 375 passes attempted, he will pass Eli Manning (8,119) for the sixth-most passes attempted in NFL history.

Career Passing Yards (60,498)

- With 863 passing yards, he will tie Dan Marino (61,361) for the fifth-most passing yards in NFL history.
- With 864 passing yards, he will pass Dan Marino (61,361) for the fifth-most passing yards in NFL history.
- With 4,000 passing yards this season, he will pass Tom Brady (11) and tie Drew Brees (12) for the second-most 4,000-yard passing seasons in NFL history.
- With 4,000 passing yards this season, he will mark eight consecutive seasons with at least 4,000 passing yards, which would tie Peyton Manning for the third-longest such streak in NFL history.
- With 4,500 passing yards this season, he will pass Tom Brady (five) and tie Peyton Manning (six) and Matt Ryan (six) for the second-most 4,500-yard passing seasons in NFL history.

Career Touchdown Passes (401)

- With 19 touchdown passes, he will tie Dan Marino (420) for the fifth-most touchdown passes in NFL history.
- With 20 touchdown passes, he will pass Dan Marino (420) for the fifth-most touchdown passes in NFL history.
- With at least 20 touchdown passes this season, he will tie Brett Favre (15 seasons) for the fourth-most such seasons in NFL history.
- With at least 25 touchdown passes this season, he will pass Brett Favre (11 seasons) for the fourth-most such seasons in NFL history.

P-RIGOBERTO SANCHEZ

- If he finishes three games with a 50.0+ punting average, he will tie Chris Gardocki and David Lee (nine) for the fourth-most games with a 50.0+ punting average in franchise history.
- If he finishes four games with a 50.0+ punting average, he will pass Chris Gardocki and David Lee (nine) for the fourth-most games with a 50.0+ punting average in franchise history.

LB-ANTHONY WALKER

- With 22 tackles, he will reach 300 career tackles.



MILESTONES REACHED IN 2020

TEAM

- In **Week 3 vs. NYJ [9/27]**, the Colts scored on a passing touchdown, rushing touchdown, interception returned for a touchdown (two), field goal (two), extra point (four) and a safety. It marked only the second time in team history the Colts produced each of those scores in a single game. The other was 11/17/98 vs. the New York Jets.
- In **Week 4 at CHI [10/4]**, Indianapolis improved to 3-1 following a win against the Bears at Soldier Field, 19-11. The Colts have won three consecutive games for the first time since Weeks 5-8 of 2019.

COLTS DEFENSE

- In **Week 1 at JAX [9/13]**, the Colts defense tallied 4.0 sacks and held Jacksonville to under 100 rushing yards (91).
- In **Week 2 vs. MIN [9/20]**, the Indianapolis defense limited the Vikings to 175 total yards and recorded 3.0 sacks, three interceptions and held the Minnesota offense to 2-of-9 (22 percent) on third downs. The 175 total yards were the fewest yards allowed by Indianapolis since 10/19/14 vs. Cincinnati (135). The team last recorded three interceptions in Week 14 of the 2019 season at Tampa Bay. Vikings quarterback Kirk Cousins completed 11-of-28 passes for 113 yards and three interceptions. His 15.9 passer rating was the lowest passer rating allowed by the Colts since 10/9/05 at San Francisco (Alex Smith, 8.5). In the second quarter, defensive tackle DeForest Buckner recorded a sack-safety on Kirk Cousins. It was the team's first safety since Justin Houston at Pittsburgh on 11/3/19.
- In **Week 3 vs. NYJ [9/27]**, the Colts defense held the Jets to seven points and scored 16 points as a unit (two interceptions returned for a touchdown and one safety). It marked the first time the Colts have held an opposing team to 11 or less points in back-to-back games since Weeks 16 and 17 of the 2013 season. The Indianapolis defense forced three interceptions (two interceptions returned for a touchdown). It marked the third time in team history and the first time in Indianapolis history they have had at least two interceptions returned for touchdowns in a single game. The last time it happened was on 10/18/70. It was the first time a Colts team has produced three interceptions in back-to-back games since Weeks 15 and 16 of the 1992 season. Additionally, the Indianapolis defense recorded a safety. It marked the first time the team had safeties in back-to-back games since Weeks 10 and 11 of 1980.
- In **Week 4 at CHI [10/4]**, the Indianapolis defense held the Bears to 11 points and tallied 3.0 tackles for loss, 1.0 sack, seven passes defended and one interception while limiting their offense to 4-of-14 on third down (29%). They have held their last three opponents to 11 points or less. The last time Indianapolis did that was from Weeks 15-17 of the 2013 season. The Colts have allowed only 56 points in the first four games. It marks the fewest total points allowed in the first four weeks by Indianapolis since 2013 (51). Indianapolis only allowed 28 rushing yards. It was the fewest rushing yards the Colts have allowed in a game since 9/27/09 at Arizona (24). It marked only the 10th time in franchise history that they have held an opponent 28 rushing yards or less. Since 2018, Indianapolis has held opponents to under 28 rushing yards twice, with the other game being November 17, 2019 vs. Jacksonville (29). They also added another interception, bringing the season total to seven. The last time the Colts had at least seven total interceptions in the first four weeks was 2015 (seven). They have recorded at least one interception in the last three games. The last time Indianapolis recorded three straight games with an interception was from Weeks 9-12 of 2019.
- In **Week 5 at CLE [10/11]**, the Colts defense recorded two interceptions. It is their third game with at least two interceptions this season, the most in the NFL.

COLTS OFFENSE

- In **Week 1 at JAX [9/13]**, the Indianapolis offense scored on the game's opening drive, on a Nyheim Hines 12-yard rushing touchdown. It was the first time the Colts scored on the season's first drive since Week 1 of 2013 vs. Oakland (R. Wayne 12-yard touchdown reception). It was the team's first touchdown on an opening drive of a game since Week 16 of 2019 against Carolina.
- In **Week 2 vs. MIN [9/20]**, the Colts offense finished with a 100-yard rusher (Jonathan Taylor, 101) and a 100-yard receiver (Mo Alie-Cox, 111) in the win. It was the first time the Colts had both a 100-yard rusher and receiver in the same game since Joseph Addai (128) and Pierre Garcon (103) on 10/17/10 at Washington.

TE-MO ALIE-COX

- In **Week 2 vs. MIN [9/20]**, he totaled career highs in receptions (five) and receiving yards (111). They were both game highs as well.

- In **Week 3 vs. NYJ [9/27]**, he tallied three receptions for 50 yards and one touchdown. Alie-Cox recorded a career-long 45-yard reception in the second quarter. His touchdown reception gave quarterback Philip Rivers his 400th career passing touchdown.
- In **Week 4 at CHI [10/4]**, he recorded one reception for 13 yards and a touchdown. He has recorded receiving touchdowns in back-to-back games becoming the first Colt to do so since Jack Doyle in Weeks 9 and 10 of 2019.

DT/DE-DENICO AUTRY

- In **Week 1 at JAX [9/13]**, he recorded two solo tackles, 2.0 tackles for loss and 2.0 sacks. It was Autry's first multiple-sack game since Week 2 of 2019 at Tennessee.

S-JULIAN BLACKMON

- In **Week 4 at CHI [10/4]**, he accumulated one solo tackle, three passes defended and his first career interception.

K-RODRIGO BLANKENSHIP

- In **Week 1 at JAX [9/13]**, he converted 4-of-5 kicks (2-of-2 on extra points, 2-of-3 on field goals) in his Colts debut.
- In **Week 2 vs. MIN [9/20]**, he connected on all four of his field goal attempts (28, 38, 38 and 44) and added two extra points for 14 points. Blankenship's 44-yard field goal was a career-long. He became the first Indianapolis rookie to convert four field goals in a game since Mike Vanderjagt on 12/27/98 vs. Carolina.
- In **Week 4 at CHI [10/4]**, he converted 4-of-4 field goals and one extra point for 13 total points. He became only the third rookie in franchise history to have two games with four-or-more field goals converted.
- In **Week 5 at CLE [10/11]**, he converted 3-of-3 field goals and two extra points for 11 total points. Blankenship's 56 points tied for the most by a Colts kicker in the first five weeks of the season. His 56 points are the second-most for an NFL rookie in their first five games.

DT-DEFOREST BUCKNER

- In **Week 2 vs. MIN [9/20]**, he tallied three tackles (two solo), 1.0 tackle for loss and 1.5 sacks. In the second quarter, he recorded a sack-safety on Kirk Cousins and reached 30.0 career sacks. It was his first career safety and the team's first since Justin Houston at Pittsburgh on 11/3/19.

WR-PARRIS CAMPBELL

- In **Week 1 at JAX [9/13]**, he led the team in receiving yards (71) on six receptions. Both are single-game career-highs for him.

CB-T.J. CARRIE

- In **Week 2 vs. MIN [9/20]**, he recorded his first interception as a Colt and the sixth of his career at the end of the second half. Carrie also added two passes defended and one solo tackle.
- In **Week 3 vs. NYJ [9/27]**, he had three tackles (two solo), one pass defended and one interception returned for a touchdown. It was the first time in his career that he recorded interceptions in back-to-back games.

TE-JACK DOYLE

- In **Week 1 at JAX [9/13]**, he tallied three receptions for 49 yards, including a career-long 28-yard reception on a fourth-and-one in the third quarter.

LB-JORDAN GLASGOW

- In **Week 4 at CHI [10/4]**, he tipped a punt in the first quarter that led to the Colts taking possession on their 47-yard line and scoring on the ensuing series. He also added one special teams stop.

WR-T.Y. HILTON

- In **Week 1 at JAX [9/13]**, he finished with four receptions for 53 yards. Hilton passed Jim Mutscheller (72) for the seventh-longest streak of consecutive games with a reception in franchise history.
- In **Week 5 at CLE [10/11]**, he led the team in receiving with six receptions for 69 yards. With his first reception, Hilton tied Marshall Faulk (77) for the sixth-longest streak of consecutive games with a reception in franchise history.

RB-NYHEIM HINES

- In **Week 1 at JAX [9/13]**, he led the team in rushing with seven carries for 28 yards and one touchdown. Hines also led the team with eight receptions for 45 yards and one touchdown. On the game's

MILESTONES REACHED IN 2020

opening drive, he scored a 12-yard rushing touchdown. Hines also added an eight-yard touchdown reception from Philip Rivers in the second quarter. He is the first player to have a rushing touchdown and receiving touchdown in the same game since Eric Ebron did it against Jacksonville in Week 10 of 2018. Hines is just the fifth Colt and the second in the Indianapolis era to record at least one rushing touchdown and one receiving touchdown in Week 1 of the regular season. It was his first multiple touchdown game since Week 16 of 2019. Hines has had two multi-touchdown games in his last three games (one rushing, one receiving and two punt returns).

DE-JUSTIN HOUSTON

- In **Week 1 at JAX [9/13]**, he accumulated two solo tackles, 1.0 tackle for loss and 1.0 sack.
- In **Week 3 vs. NYJ [9/27]**, he recorded one solo tackle, 1.0 tackle for loss and one sack-safety.
- In **Week 4 at CHI [10/4]**, he finished with four tackles (three solo), 2.0 tackles for loss and 1.0 sack. Dating back to 2019, Houston has tallied at least half a sack in six consecutive games.

LB-DARIUS LEONARD

- In **Week 1 at JAX [9/13]**, he led the defense with 10 tackles (five solo). It marked Leonard's 15th career game with 10-or-more tackles, which ranks first in a player's first 29 career games since at least 1987.
- In **Week 2 vs. MIN [9/20]**, he led the team in tackles (six) and solo tackles (five). Leonard passed Quentin Coryatt (297) for the fifth-most tackles in a player's first three seasons in Colts history. Since at least 1997, he became the first NFL player to register 300 total tackles in his first 30 career games.
- In **Week 3 vs. NYJ [9/27]**, he led the team in tackles (10), while also adding 1.0 tackle for loss and one pass defended. It marked his 16th-career game with 10-or-more tackles.

CB-KENNY MOORE II

- In **Week 2 vs. MIN [9/20]**, he had five tackles (four solo) and his first interception of the season. He also added two passes defended.
- In **Week 3 vs. NYJ [9/27]**, he accumulated two solo tackles, 1.0 tackle for loss and 1.0 sack.

LB-BOBBY OKEREKE

- In **Week 5 at CLE [10/11]**, he led the team in tackles (10) and solo tackles (eight), while also adding one pass defended and his first-career interception. Okereke's 10 tackles were also a career-high.

CB-XAVIER RHODES

- In **Week 3 vs. NYJ [9/27]**, he registered his 100th career start and tallied one solo tackle, two passes defended and two interceptions (one returned for a touchdown). It was his second career interception returned for a touchdown and the first by a Colt since Darius Leonard did it at Tampa Bay on 12/8/19. It was also his second game with at least two interceptions and his first since 11/20/16 vs. Arizona. Rhodes also returned an interception for a touchdown in that game as well.

QB-PHILIP RIVERS

- In **Week 1 at JAX [9/13]**, he made his first career start with Indianapolis and his 225th consecutive start in the NFL. Rivers is the current leader among active players in consecutive starts. He completed 36-of-46 passes for 363 yards and one touchdown with two interceptions. Rivers completed passes to nine different receivers. He surpassed 300 passing yards in a single game for the 71st time in his career. Rivers' 36 completions tied for the third-most in his career. He had 227 passing yards in the first half, which is the most by a Colt in the first half of a game since Andrew Luck had 237 at Houston in Week 14 of 2018.
- In **Week 2 vs. MIN [9/20]**, he completed 19-of-25 passes for 214 yards, one touchdown and one interception for 97.8 passer rating. Rivers tied Fran Tarkenton (124) for the eighth-most wins as a starting quarterback in NFL history. He also tied Terrell Suggs (226) for the 11th-most games started in NFL history.
- In **Week 3 vs. NYJ [9/27]**, he started the game and completed 17-of-21 passes for 217 yards and one touchdown for a 125.6 quarterback rating. With the start and the win, he passed Fran Tarkenton (124) for the eighth-most wins as a starting quarterback in NFL history. Rivers also passed Terrell Suggs (226) for the 11th-most games started in NFL history. With his first five completions, he passed Dan Marino (4,967) for the fifth-most passes completed in NFL history. Rivers

also surpassed 60,000 career passing yards and became just the sixth player in NFL history to reach that plateau, joining Drew Brees, Tom Brady, Peyton Manning, Brett Favre and Dan Marino. He reached 400 career touchdown passes and became just the sixth player in NFL history to reach that mark, joining Drew Brees, Tom Brady, Peyton Manning, Brett Favre and Dan Marino.

- In **Week 5 at CLE [10/11]**, he started the game and completed 21-of-33 passes for 243 yards with two interceptions. With the start, Rivers tied Bruce Matthews (229) for the second-longest streak of consecutive regular season games started by a player since 1970. With his first four completions, he reached 5,000 career passes completed. He became just the fifth player in NFL history to reach that plateau, joining Drew Brees, Tom Brady, Brett Favre and Peyton Manning.

CB-ISAIAH RODGERS

- In **Week 5 at CLE [10/11]**, he had five kickoff returns for 212 yards (42.4 avg.) with one touchdown. In the third quarter, he returned a kickoff 101 yards for a touchdown. It was the Colts' first kickoff return for a touchdown since Jordan Todman did it at Green Bay on November 6, 2016. Rodgers became just the sixth rookie in franchise history to have a kickoff return for a touchdown and is the first since Dominic Rhodes in 2001. He is only the second player this season to have a kickoff return for a touchdown. Rodgers' 212 kickoff return yards are the third-most by a player in a single game in franchise history.

P-RIGOBERTO SANCHEZ

- In **Week 3 vs. NYJ [9/27]**, he had four punts for 175 yards (43.8 avg.) with three kicks pinned inside of the 10-yard line.
- In **Week 4 at CHI [10/4]**, he had five punts for 252 yards (50.4 avg.) with two pinned inside the 20-yard line. With two punts inside the 20-yard line, he tied Chris Gardocki (80) for the fourth-most punts inside the 20-yard line in franchise history.
- In **Week 5 at CLE [10/11]**, he had one punt for 54 yards with one downed inside the 20-yard line. With one punt inside the 20-yard line, Sanchez passed Chris Gardocki (80) for the fourth-most punts inside the 20-yard line in franchise history.

RB-JONATHAN TAYLOR

- In **Week 1 at JAX [9/13]**, he finished with nine carries for 22 yards as well as six receptions for 67 yards in his Colts debut. Taylor is only the second Colts running back in team history to record more than 60 receiving yards in Week 1 (Ahmad Bradshaw, 2014).
- In **Week 2 vs. MIN [9/20]**, he made his first career start and tallied 26 carries for 101 yards and one touchdown. He became the first Colts rookie to rush for at least 100 yards in a single game since Vick Ballard at Houston on 12/16/12 (105). Taylor finished with 18 carries in the first half. It was the most by a running back in the NFL since Derrick Henry (21) on 12/16/18. It also tied for the fourth-most carries by a Colts running back in team history in the first half (Edgerrin James had 19 three different times).
- In **Week 3 vs. NYJ [9/27]**, he led the team in rushing with 13 rushes for 59 yards and one touchdown. Taylor has had rushing touchdowns in back-to-back weeks and is the first Colts rookie to record rushing touchdowns in consecutive games since Javarris James in Weeks 13 and 14 of the 2010 season.
- In **Week 5 at CLE [10/11]**, he led the team in rushing with 12 carries for 57 yards and one touchdown. Taylor capped off the Colts' opening drive with a four-yard rushing touchdown.

LB-ANTHONY WALKER

- In **Week 4 at CHI [10/4]**, he led the team in tackles (11) and solo tackles (nine).
- In **Week 5 at CLE [10/11]**, he accumulated seven tackles (five solo), 1.0 tackle for loss, two passes defended and one interception.

S-KHARI WILLIS

- In **Week 1 at JAX [9/13]**, he tallied three tackles (one solo), 1.0 tackle for loss and his first-career sack.
- In **Week 2 vs. MIN [9/20]**, he accumulated three solo tackles, one pass defended and recorded his first career interception in the second quarter, returning it for 43 yards.

TEAM/OFFENSIVE NOTES

UNDRAFTED ROOKIES ON ROSTER

Indianapolis has had at least one undrafted rookie free agent make the team's Week 1 53-man roster for the past 22 seasons. This season, kicker **Rodrigo Blankenship**, an undrafted free agent out of Georgia, made the team's roster.

Blankenship appeared in 56 career games at Georgia. He converted 80-of-97 field goals (82.5 percent), including a long of 55 yards, and was a perfect 200-of-200 on PATs for 440 career points. Blankenship also registered 234 touchbacks on 330 kickoffs. He finished as Georgia's all-time leading scorer and had the second-most points in Southeastern Conference history.

In 2019, he was selected as the Lou Groza Award winner as the nation's top placekicker. Blankenship garnered First Team All-SEC honors from the Associated Press and coaches after converting 27-of-33 field goals (81.8 percent) and 46 PATs for 127 points. In 2018, he was a Second Team All-SEC choice by the Associated Press and coaches after connecting on 19-of-23 field goals (82.6 percent) and 65 PATs for 122 points. Blankenship converted 20-of-23 field goals (87.0 percent) and 63 PATs for 123 points in 2017. He was selected to the SEC All-Freshman team by the league's coaches in 2016 after connecting on 14-of-18 field goals (77.8 percent) and 26 PATs for 68 points. As a walk-on in 2015, Blankenship redshirted as a true freshman.

IRONMEN

Colts quarterback **Philip Rivers** (first among all NFL players), defensive tackle **DeForest Buckner** and guard/center **Quenton Nelson** currently rank in the top-five at their respective position groups in consecutive starts among active players.

CONSECUTIVE REGULAR SEASON GAMES STARTED, ACTIVE QUARTERBACKS

| Rank | Player | Games |
|------|----------------------------|------------|
| 1. | Philip Rivers (IND) | 229 |
| 2. | Russell Wilson (SEA) | 133 |
| 3. | Dak Prescott (DAL) | 69 |
| 4. | Tom Brady (TB) | 65 |
| 5. | Derek Carr (LV) | 48 |

CONSECUTIVE REGULAR SEASON GAMES STARTED, ACTIVE DEFENSIVE LINEMEN

| Rank | Player | Games |
|------|-------------------------------|-----------|
| 1. | Ndamukong Suh (TB) | 136 |
| 2. | Cameron Jordan (NO) | 134 |
| 3. | Calais Campbell (BAL) | 95 |
| 4. | DeForest Buckner (IND) | 64 |
| 5. | Jerry Hughes (BUF) | 55 |

CONSECUTIVE REGULAR SEASON GAMES STARTED, ACTIVE GUARDS

| Rank | Player | Games |
|------|-----------------------------|-----------|
| 1. | Joel Bitonio (CLE) | 53 |
| 2. | Laken Tomlinson (SF) | 52 |
| 3. | Dan Feeney (LAC) | 46 |
| 4t. | Quenton Nelson (IND) | 37 |
| 4t. | Will Hernandez (NYG) | 37 |
| 4t. | Ali Marpet (TB) | 37 |

TURNOVER DIFFERENTIAL

Indianapolis ranks sixth in the NFL in turnover differential this season.

HIGHEST TURNOVER DIFFERENTIAL, 2020 SEASON

| Rank | Team | Take | Give | Diff |
|------|---------------------|----------|----------|-----------|
| 1t. | Cleveland | 12 | 6 | +6 |
| 1t. | Seattle | 10 | 4 | +6 |
| 3t. | Baltimore | 10 | 5 | +5 |
| 3t. | Kansas City | 8 | 3 | +5 |
| 3t. | Tennessee | 6 | 1 | +5 |
| 6. | Indianapolis | 9 | 5 | +4 |

PROTECTING THE QB

In 2020, the **Colts offense** has allowed the third-fewest sacks in the NFL.

FEWEST SACKS ALLOWED, 2020 SEASON

| Rank | Team | Sacks |
|------|---------------------|----------|
| 1. | Green Bay | 3 |
| 2. | Tennessee | 4 |
| 3. | Indianapolis | 5 |
| 4t. | Kansas City | 6 |
| 4t. | Pittsburgh | 6 |

Since 2018, Indianapolis has allowed the second-fewest sacks.

FEWEST SACKS ALLOWED, SINCE 2018

| Rank | Team | Sacks |
|------|---------------------|-----------|
| 1. | New Orleans | 52 |
| 2. | Indianapolis | 55 |
| 3. | New England | 56 |
| 4. | Kansas City | 57 |
| 5t. | Los Angeles Rams | 62 |
| 5t. | Pittsburgh | 62 |

TIME OF POSSESSION

Indianapolis ranks eighth in the NFL in time of possession in 2020.

HIGHEST AVERAGE TIME OF POSSESSION, 2020 SEASON

| Rank | Player | TOP |
|------|---------------------|--------------|
| 1. | Green Bay | 34:20 |
| 2. | Pittsburgh | 33:12 |
| 3. | Carolina | 32:29 |
| 4. | New England | 32:26 |
| 5. | Los Angeles Rams | 32:16 |
| 6. | Miami | 32:08 |
| 7. | Las Vegas | 31:58 |
| 8. | Indianapolis | 31:56 |

THREE-AND-OUTS

The **Colts offense** has registered the fourth-lowest three-and-out percentage this season.

LOWEST THREE-AND-OUT PERCENTAGE, 2020 SEASON

| Rank | Player | Percentage |
|------|---------------------|------------|
| 1. | Green Bay | 2.6 |
| 2. | Jacksonville | 6.3 |
| 3. | Las Vegas | 8.0 |
| 4. | Indianapolis | 9.8 |
| 5. | Kansas City | 10.0 |

TEAM/OFFENSIVE NOTES

FIELD POSITION BATTLE

The **Indianapolis offense** ranks fourth in the NFL in average starting field position (32.5), while the **Indianapolis defense** ranks third in opponent starting field position (23.4).

BEST OFFENSIVE AVERAGE STARTING FIELD POSITION, 2020 SEASON

| Rank | Player | Avg. |
|------|---------------------|-------------|
| 1. | Baltimore | 33.0 |
| 2t. | Buffalo | 32.6 |
| 2t. | Seattle | 32.6 |
| 4. | Indianapolis | 32.5 |
| 5. | Pittsburgh | 32.1 |

BEST DEFENSIVE AVERAGE STARTING FIELD POSITION, 2020 SEASON

| Rank | Player | Avg. |
|------|---------------------|-------------|
| 1. | Seattle | 20.8 |
| 2. | Tennessee | 23.2 |
| 3. | Indianapolis | 23.4 |
| 4. | Green Bay | 23.7 |
| 5. | Buffalo | 24.6 |

RIVERS AIRS IT OUT IN WEEK 1

In **Week 1 at JAX (9/13)**, Colts quarterback **Philip Rivers** made his first career start with Indianapolis and his 225th consecutive start in the NFL. He completed 36-of-46 passes for 363 yards and one touchdown with two interceptions. Rivers' 36 completions tied for the third-most in his career.

PHILIP RIVERS' MOST SINGLE-GAME PASS COMPLETIONS, CAREER

| Rank | Game | Comp. |
|------|-----------------------|-----------|
| 1. | 10/18/15 at GB | 43 |
| 2. | 10/25/15 vs. OAK | 38 |
| 3t. | 9/13/20 at JAX | 36 |
| 3t. | 9/15/13 at PHI | 36 |
| 5t. | 9/29/13 vs. DAL | 35 |
| 5t. | 10/6/13 at OAK | 35 |
| 5t. | 10/12/15 vs. PIT | 35 |

RIVERS' EFFICIENCY

In 2020, Indianapolis quarterback **Philip Rivers** has completed 109-of-154 passes for 1,227 yards with four touchdowns and five interceptions for an 89.4 passer rating. He currently ranks seventh in the NFL in completion percentage.

HIGHEST COMPLETION PERCENTAGE, 2020 SEASON

| Rank | Team | Percent |
|------|----------------------------|-------------|
| 1. | Derek Carr (LV) | 73.1 |
| 2. | Teddy Bridgewater (CAR) | 73.0 |
| 3. | Russell Wilson (SEA) | 72.8 |
| 4. | Jared Goff (LAR) | 71.7 |
| 5t. | Drew Brees (NO) | 71.0 |
| 5t. | Josh Allen (BUF) | 71.0 |
| 7. | Philip Rivers (IND) | 70.8 |

300-YARD GAMES

In **Week 1 at JAX (9/13)**, Colts quarterback **Philip Rivers** registered his 71st career 300-yard passing game, which ranks fourth in NFL history.

MOST 300-YARD PASSING GAMES, NFL HISTORY

| Rank | Player | Games |
|------|----------------------|-----------|
| 1. | Drew Brees | 121 |
| 2t. | Peyton Manning | 93 |
| 2t. | Tom Brady | 93 |
| 4. | Philip Rivers | 71 |
| 5. | Matt Ryan | 65 |

RIVERS KEEPS THE STREAK GOING

Indianapolis quarterback **Philip Rivers** has started 229 consecutive regular season games, which is the longest active streak in the NFL and tied for the second-longest since 1970.

MOST CONSECUTIVE STARTS, SINCE 1970

| Rank | Player | Starts |
|------|----------------------|------------|
| 1. | Brett Favre | 297 |
| 2t. | Philip Rivers | 229 |
| 2t. | Bruce Matthews | 229 |

DOYLE IN THE TOP-FIVE

Colts tight end **Jack Doyle** has compiled 247 receptions for 2,237 yards and 18 touchdowns in his eight seasons with the Colts. Among tight ends, he ranks fifth in team history in receptions and receiving yards.

MOST RECEPTIONS BY A TIGHT END, COLTS HISTORY

| Rank | Player | Rec. |
|------|-----------------------------|------------|
| 1. | Dallas Clark (2003-2011) | 427 |
| 2. | John Mackey (1963-71) | 320 |
| 3. | Marcus Pollard (1995-2004) | 263 |
| 4. | Ken Dilger (1995-2001) | 261 |
| 5. | Jack Doyle (2013-20) | 247 |

MOST RECEIVING YARDS BY A TIGHT END, COLTS HISTORY

| Rank | Player | Yds. |
|------|-----------------------------|--------------|
| 1. | John Mackey (1963-71) | 5,126 |
| 2. | Dallas Clark (2003-2011) | 4,987 |
| 3. | Marcus Pollard (1995-2004) | 3,391 |
| 4. | Ken Dilger (1995-2001) | 3,181 |
| 5. | Jack Doyle (2013-20) | 2,237 |

TRUSTY DOYLE

Since entering the NFL in 2013, Indianapolis tight end **Jack Doyle** has caught 247 passes for 2,237 yards and 18 touchdowns. His 73.1 catch percentage ranks third in the NFL among tight ends with at least 200 receptions since 2013.

HIGHEST CATCH PERCENTAGE AMONG TIGHT ENDS WITH AT LEAST 200 RECEPTIONS, SINCE 2013

| Rank | Player | Rec. | Catch % |
|------|-------------------------|------------|-------------|
| 1. | Austin Hooper (CLE) | 231 | 76.0 |
| 2. | Jordan Reed (SF) | 340 | 73.6 |
| 3. | Jack Doyle (IND) | 247 | 73.1 |
| 4. | Jason Witten (LV) | 415 | 72.0 |
| 5. | George Kittle (SF) | 239 | 71.6 |

MO HAS A DAY

In **Week 2 vs. MIN (9/20)**, Colts tight end **Mo Alie-Cox** finished with career highs in receptions (five) and receiving yards (111). It marked the first 100-yard receiving game of his career. Alie-Cox is one of six tight ends to register a 100-yard receiving game in 2020.

MOST RECEIVING YARDS AMONG TIGHT ENDS, SINGLE-GAME, 2020 SEASON

| Rank | Player | Yards |
|------|-------------------------------------------|------------|
| 1. | George Kittle (SF, 10/4/20 vs. PHI) | 183 |
| 2. | Mike Gesicki (MIA, 9/20/20 vs. BUF) | 130 |
| 3. | Mo Alie-Cox (IND, 9/20/20 vs. MIN) | 111 |
| 4. | Travis Kelce (KC, 10/11/20 vs. LV) | 108 |
| 5. | Darren Waller (LV, 9/21/20 vs. NO) | 105 |
| 6. | Dallas Goedert (PHI, 9/13/20 at WAS) | 101 |

OFFENSIVE NOTES

MORE MO

Indianapolis tight end **Mo Alie-Cox** has compiled 11 receptions for 194 yards (17.6 avg.) and two touchdowns this season. Among tight ends, he leads the NFL in yards per reception (min. 10 receptions), while ranking ninth in receiving yards and tying for seventh in receiving touchdowns.

HIGHEST YARDS PER RECEPTION AMONG TIGHT ENDS,
MIN. 10 RECEPTIONS, 2020 SEASON

| Rank | Player | Avg. |
|------|--------------------------|-------------|
| 1. | Mo Alie-Cox (IND) | 17.6 |
| 2. | Mike Gesicki (MIA) | 15.6 |
| 3. | Jared Cook (NO) | 15.0 |
| 4. | Jonnu Smith (TEN) | 13.9 |
| 5. | Robert Tonyan (GB) | 13.3 |

MOST RECEIVING YARDS AMONG TIGHT ENDS,
2020 SEASON

| Rank | Player | Yards |
|------|--------------------------|------------|
| 1. | Travis Kelce (KC) | 405 |
| 2. | Darren Waller (LV) | 295 |
| 3. | Mike Gesicki (MIA) | 281 |
| 4. | George Kittle (SF) | 271 |
| 5. | Hunter Henry (LAC) | 268 |
| 6. | Dalton Schultz (DAL) | 225 |
| 7. | Mark Andrews (BAL) | 222 |
| 8. | Noah Fant (DEN) | 219 |
| 9. | Mo Alie-Cox (IND) | 194 |

HINES HAULING IN AT RECORD RATE

In his first three seasons, Colts running back **Nyheim Hines** has compiled 125 receptions for 864 yards and three touchdowns during his career. Among Colts running backs, he ranks fourth in receptions in team history for a player in their first three seasons in the league.

MOST RECEPTIONS BY A RUNNING BACK IN
FIRST THREE SEASONS, COLTS HISTORY

| Rank | Player | Games | Rec. |
|------|-------------------------------|-----------|------------|
| 1. | Marshall Faulk (1994-96) | 45 | 164 |
| 2. | Edgerrin James (1999-2001) | 38 | 149 |
| 3. | Joe Washington (1978-79) | 31 | 127 |
| 4. | Nyheim Hines (2018-20) | 37 | 125 |
| 5. | Lydell Mitchell (1972-74) | 39 | 107 |

HINES DOING IT ALL

In **Week 1 at JAX (9/13)**, Indianapolis running back **Nyheim Hines** led the team in rushing with seven carries for 28 yards and one touchdown. Hines also led the team with eight receptions for 45 yards and one touchdown.

Hines became just the fifth Colt and the second in the Indianapolis era to record at least one rushing touchdown and one receiving touchdown in Week 1 of the regular season.

HINES CONTRIBUTING TO PASSING GAME

Colts running back **Nyheim Hines** has caught 18 passes for 119 yards and one touchdown this season. Among running backs, he is tied for sixth in the NFL in receptions.

MOST RECEPTIONS AMONG RUNNING BACKS,
2020 SEASON

| Rank | Player | Rec. |
|------|---------------------------|-----------|
| 1. | Alvin Kamara (NO) | 38 |
| 2. | Mike Davis (CAR) | 30 |
| 3. | Ezekiel Elliott (DAL) | 24 |
| 4. | Myles Gaskin (MIA) | 23 |
| 5. | Chris Carson (SEA) | 21 |
| 6t. | Nyheim Hines (IND) | 18 |
| 6t. | Chase Edmonds (ARZ) | 18 |

TAYLOR JOINS SMALL GROUP

Indianapolis rookie running back **Jonathan Taylor** finished with nine carries for 22 yards as well as six receptions for 67 yards in his Colts debut. He became only the second running back in team history to record more than 60 receiving yards in Week 1.

MOST RECEIVING YARDS BY A RUNNING BACK
IN WEEK 1, COLTS HISTORY

| Rank | Player | Yds. |
|------|-----------------------------------------|-----------|
| 1. | Ahmad Bradshaw (9/7/14 at DEN) | 70 |
| 2. | Jonathan Taylor (9/13/20 at JAX) | 67 |

ROOKIE IMPRESSING

In **Week 2 vs. MIN (9/20)**, Colts rookie running back **Jonathan Taylor** compiled 26 carries for 101 yards and one touchdown in his first career start. He became the first Colts rookie to rush for at least 100 yards in a single game since Vick Ballard at Houston on 12/16/12 (105).

Taylor is one of only three rookies to register a 100-yard rushing game this season.

100-YARD RUSHING GAMES AMONG ROOKIES,
2020 SEASON

| Rank | Player | Yards |
|------|-----------------------------------------------|------------|
| 1. | Clyde Edwards-Helaire (KC, 9/10/20 vs. HOU) | 138 |
| 2. | James Robinson (JAX, 9/13/20 at TEN) | 102 |
| 3. | Jonathan Taylor (IND, 9/20/20 vs. MIN) | 101 |

Taylor ranks fourth in the NFL in scrimmage yards among rookies.

MOST YARDS FROM SCRIMMAGE AMONG ROOKIES,
2020 SEASON

| Rank | Player | Yards |
|------|------------------------------|------------|
| 1. | James Robinson (JAX) | 516 |
| 2. | Clyde Edwards-Helaire (KC) | 513 |
| 3. | CeeDee Lamb (DAL) | 446 |
| 4. | Jonathan Taylor (IND) | 414 |
| 5. | Justin Jefferson (MIN) | 371 |

TAYLOR STRONG THROUGH FIVE

Indianapolis running back **Jonathan Taylor** has compiled 77 carries for 307 yards and three touchdowns this season. He has also caught 12 passes for 107 yards.

Taylor ranks fifth in rushing yards and fourth in scrimmage yards among Colts players in their first five career games.

MOST RUSHING YARDS IN FIRST FIVE CAREER GAMES,
COLTS HISTORY

| Rank | Player | Yards |
|------|-------------------------------|------------|
| 1. | Alan Ameche (1955) | 518 |
| 2. | Edgerrin James (1999) | 468 |
| 3. | Marshall Faulk (1994) | 459 |
| 4. | Lenny Moore (1956) | 333 |
| 5. | Jonathan Taylor (2020) | 307 |

MOST SCRIMMAGE YARDS IN FIRST FIVE CAREER GAMES,
COLTS HISTORY

| Rank | Player | Yards |
|------|-------------------------------|------------|
| 1. | Marshall Faulk (1994) | 633 |
| 2. | Alan Ameche (1955) | 560 |
| 3. | Edgerrin James (1999) | 548 |
| 4. | Jonathan Taylor (2020) | 414 |
| 5. | Lenny Moore (1956) | 395 |

OFFENSIVE/DEFENSIVE NOTES

100/100 CLUB

In **Week 2 vs. MIN [9/20]**, the Colts finished with a 100-yard rusher (**Jonathan Taylor**, 101) and a 100-yard receiver (**Mo Alie-Cox**, 111) in the win. It was the first time the Colts had both a 100-yard rusher and receiver in the same game since Joseph Addai (128) and Pierre Garcon (103) on 10/17/10 at WAS.

PRODUCTIVE HILTON

Indianapolis wide receiver **T.Y. Hilton** has caught at least one pass in 77 consecutive games, which is tied for the sixth-longest streak in franchise history and tied for the 11th-longest active streak in the NFL.

MOST CONSECUTIVE GAMES WITH A RECEPTION,
COLTS HISTORY

| Rank | Player | Games |
|------|--------------------------------|-----------|
| 1. | Marvin Harrison (1996-2008) | 190 |
| 2. | Raymond Berry (1955-1967) | 142 |
| 3. | Reggie Wayne (2006-2014) | 134 |
| 4. | John Mackey (1963-1971) | 107 |
| 5. | Jimmy Orr (1961-1969) | 92 |
| 6t. | T.Y. Hilton (2015-2020) | 77 |
| 6t. | Marshall Faulk (1994-1998) | 77 |

MOST CONSECUTIVE GAMES WITH A RECEPTION,
ACTIVE NFL STREAK

| Rank | Player | Games |
|------|--------------------------|-----------|
| 1. | Larry Fitzgerald (ARZ) | 248 |
| 2. | Julio Jones (ATL) | 121 |
| 3. | Golden Tate (NYG) | 119 |
| 4. | DeAndre Hopkins (ARZ) | 115 |
| 5t. | Travis Kelce (KC) | 100 |
| 5t. | Jarvis Landry (CLE) | 100 |
| 7. | Julian Edelman (NE) | 90 |
| 8. | Marvin Jones Jr. (DET) | 85 |
| 9. | Zach Ertz (PHI) | 83 |
| 10. | Odell Beckham Jr. (CLE) | 80 |
| 11t. | T.Y. Hilton (IND) | 77 |
| 11t. | Allen Robinson II (CHI) | 77 |

DEFENSIVE SCORING EFFICIENCY

The **Colts defense** has allowed the league's second-lowest scoring efficiency in 2020.

LOWEST SCORING EFFICIENCY ALLOWED,
2020 SEASON

| Rank | Team | Efficiency |
|------|---------------------|-------------|
| 1. | Baltimore | 25.9 |
| 2. | Indianapolis | 30.0 |
| 3. | Tampa Bay | 31.0 |
| 4. | Pittsburgh | 31.8 |
| 5. | Los Angeles Rams | 32.7 |

DEFENSE LEADING THE WAY

Entering Week 4, the **Indianapolis defense** ranks in the top-five in numerous categories, including total defense, pass defense, rush defense, points per game, first downs per game and goal to go percentage.

TOTAL YARDS ALLOWED PER GAME,
2020 SEASON

| Rank | Team | Avg. |
|------|---------------------|--------------|
| 1. | Indianapolis | 266.0 |
| 2. | Tampa Bay | 298.2 |
| 3. | Pittsburgh | 301.5 |
| 4. | Los Angeles Rams | 304.2 |
| 5. | San Francisco | 323.0 |

PASSING YARDS ALLOWED PER GAME,
2020 SEASON

| Rank | Team | Avg. |
|------|---------------------|--------------|
| 1. | Indianapolis | 179.6 |
| 2. | Los Angeles Rams | 197.8 |
| 3. | San Francisco | 215.6 |
| 4. | Carolina | 222.2 |
| 5. | Arizona | 222.4 |

RUSHING YARDS ALLOWED PER GAME,
2020 SEASON

| Rank | Team | Avg. |
|------|---------------------|-------------|
| 1. | Tampa Bay | 58.4 |
| 2. | Pittsburgh | 64.0 |
| 3. | Indianapolis | 86.4 |
| 4. | Cleveland | 87.0 |
| 5. | Baltimore | 92.0 |

POINTS ALLOWED PER GAME,
2020 SEASON

| Rank | Team | Avg. |
|------|---------------------|-------------|
| 1. | Baltimore | 15.2 |
| 2. | Indianapolis | 17.6 |
| 3. | Los Angeles Rams | 18.0 |
| 4. | Chicago | 20.0 |
| 5. | Arizona | 20.4 |

FIRST DOWNS ALLOWED PER GAME,
2020 SEASON

| Rank | Team | FDs |
|------|---------------------|-------------|
| 1. | Indianapolis | 16.4 |
| 2. | Tampa Bay | 17.6 |
| 3. | Pittsburgh | 19.0 |
| 4. | Washington | 19.6 |
| 5. | San Francisco | 19.8 |

GOAL TO GO PERCENTAGE ALLOWED,
2020 SEASON

| Rank | Team | Percentage |
|------|----------------------|--------------|
| 1. | Arizona | 40.00 |
| 2t. | Indianapolis | 50.00 |
| 2t. | New York Giants | 50.00 |
| 4t. | Los Angeles Chargers | 57.14 |
| 4t. | Tampa Bay | 57.14 |

MULTI-INTERCEPTION GAMES

The **Colts defense** has registered three games with two-or-more interceptions, which is the most in the NFL.

MOST MULTI-INTERCEPTION GAMES, 2020 SEASON

| Rank | Team | Games |
|------|---------------------|----------|
| 1. | Indianapolis | 3 |
| 2t. | Cleveland | 2 |
| 2t. | Jacksonville | 2 |
| 2t. | Tennessee | 2 |
| 2t. | Pittsburgh | 2 |
| 2t. | Seattle | 2 |
| 2t. | Tampa Bay | 2 |
| 2t. | Washington | 2 |

DEFENSIVE NOTES

TAKEAWAYS

The **Indianapolis defense** has compiled nine takeaways this season, which is tied for the fourth-most in the league.

MOST TAKEAWAYS, 2020 SEASON

| Rank | Team | Takeaways |
|------|---------------------|-----------|
| 1. | Cleveland | 12 |
| 2t. | Baltimore | 10 |
| 2t. | Seattle | 10 |
| 4t. | Indianapolis | 9 |
| 4t. | Tampa Bay | 9 |

The Colts are tied for seventh in points off takeaways in 2020.

MOST POINTS OFF TAKEAWAYS, 2020 SEASON

| Rank | Team | Points |
|------|---------------------|-----------|
| 1. | Seattle | 56 |
| 2. | Cleveland | 52 |
| 3. | Baltimore | 48 |
| 4. | Kansas City | 36 |
| 5t. | Pittsburgh | 34 |
| 5t. | Tampa Bay | 34 |
| 7t. | Indianapolis | 29 |
| 7t. | Carolina | 29 |

FORCING TURNOVERS

In 2020, the **Colts defense** leads the NFL in interceptions (nine). Additionally, the Colts are one of 10 teams to return an interception for a touchdown this season and are the only team to do it multiple times.

MOST INTERCEPTIONS, 2020 SEASON

| Rank | Player | INTs |
|------|---------------------|----------|
| 1. | Indianapolis | 9 |
| 2. | Seattle | 7 |
| 3t. | Cleveland | 6 |
| 3t. | Kansas City | 6 |
| 3t. | Pittsburgh | 6 |
| 3t. | Tampa Bay | 6 |
| 3t. | Washington | 6 |

MOST INTERCEPTIONS RETURNED FOR TOUCHDOWNS, 2020 SEASON

| Rank | Player | INT TDs |
|------|----------------------|----------|
| 1. | Indianapolis | 2 |
| 2t. | Cleveland | 1 |
| 2t. | Green Bay | 1 |
| 2t. | Kansas City | 1 |
| 2t. | Los Angeles Chargers | 1 |
| 2t. | New England | 1 |
| 2t. | New Orleans | 1 |
| 2t. | New York Giants | 1 |
| 2t. | New York Jets | 1 |
| 2t. | Philadelphia | 1 |

Since 2018, the Indianapolis defense has forced 39 interceptions, which is the third-most in the NFL.

MOST INTERCEPTIONS, SINCE 2018

| Rank | Player | INTs |
|------|---------------------|-----------|
| 1. | New England | 47 |
| 2. | Chicago | 40 |
| 3. | Indianapolis | 39 |
| 4. | Miami | 38 |
| 5t. | Cleveland | 37 |
| 5t. | Kansas City | 37 |

PREVENTING THE BIG PLAYS

The **Indianapolis defense** is tied for the fourth-fewest plays of 20-or-more yards this season and are tied for the third-fewest running plays of 20-or-more yards in 2020.

FEWEST PLAYS OF 20-OR-MORE YARDS ALLOWED, 2020 SEASON

| Rank | Team | Plays |
|------|---------------------|-----------|
| 1. | Los Angeles Rams | 12 |
| 2t. | Tampa Bay | 13 |
| 2t. | Tennessee | 13 |
| 4t. | Indianapolis | 14 |
| 4t. | Green Bay | 14 |

FEWEST RUSHING PLAYS OF 20-OR-MORE YARDS ALLOWED, 2020 SEASON

| Rank | Team | Plays |
|------|---------------------|----------|
| 1t. | Buffalo | 0 |
| 1t. | Tampa Bay | 0 |
| 3t. | Indianapolis | 1 |
| 3t. | Los Angeles Rams | 1 |
| 3t. | Pittsburgh | 1 |

PASSES DEFENSED

The **Colts defense** has compiled 26 passes defended this season, which is tied for third in the NFL.

MOST PASSES DEFENSED, 2020 SEASON

| Rank | Team | PDS |
|------|---------------------|-----------|
| 1. | Seattle | 37 |
| 2. | Chicago | 27 |
| 3t. | Indianapolis | 26 |
| 3t. | Cincinnati | 26 |
| 5t. | New York Jets | 24 |
| 5t. | Tampa Bay | 24 |

SAFETY VALVE

The **Indianapolis defense** has registered two safeties this season. The Colts are one of six teams to record a safety this season and are the only team to register multiple safeties.

MOST SAFETIES, 2020 SEASON

| Rank | Team | Safeties |
|------|---------------------|----------|
| 1. | Indianapolis | 2 |
| 2t. | Cleveland | 1 |
| 2t. | Green Bay | 1 |
| 2t. | Pittsburgh | 1 |
| 2t. | Seattle | 1 |
| 2t. | Tampa Bay | 1 |

CAREER SAFETIES

Colts defensive end **Justin Houston** has compiled three career safeties, which is tied for the second-most in NFL history.

MOST SAFETIES, NFL HISTORY

| Rank | Team | Safeties |
|------|---------------------------------|----------|
| 1t. | Jared Allen (2004-2015) | 4 |
| 1t. | Doug English (1975-85) | 4 |
| 1t. | Ted Hendricks (1969-83) | 4 |
| 4t. | Justin Houston (2011-20) | 3 |
| 4t. | 18 players | 3 |

DEFENSIVE NOTES

TAKE YOUR PICK

Indianapolis cornerbacks **T.J. Carrie** and **Xavier Rhodes** have each registered two interceptions this season, which is tied for the fifth-most in the NFL. They are two of 11 players to return an interception for a touchdown in 2020.

MOST INTERCEPTIONS, 2020 SEASON

| Rank | Team | INTs |
|------|----------------------------|----------|
| 1t. | Carlton Davis III (TB) | 3 |
| 1t. | Pierre Desir (NYJ) | 3 |
| 1t. | Kendall Fuller (WAS) | 3 |
| 1t. | Xavien Howard (MIA) | 3 |
| 5t. | T.J. Carrie (IND) | 2 |
| 5t. | Xavier Rhodes (IND) | 2 |
| 5t. | Shaquill Griffin (SEA) | 2 |
| 5t. | Donte Jackson (CAR) | 2 |
| 5t. | Ryan Neal (SEA) | 2 |
| 5t. | Steven Nelson (PIT) | 2 |
| 5t. | Marcus Peters (BAL) | 2 |
| 5t. | L'Jarius Sneed (KC) | 2 |
| 5t. | Darius Williams (LAR) | 2 |
| 5t. | Eric Wilson (MIN) | 2 |
| 5t. | Logan Wilson (CIN) | 2 |

RHODES CLOSED

Colts cornerback **Xavier Rhodes** was named the AFC Defensive Player of the Week for Week 3. It marked the second time in his career that he had earned Player of the Week honors (NFC Defensive Player of the Week for Week 11 of the 2018 season).

In the Colts' 36-7 win over the New York Jets, Rhodes compiled one solo tackle, two passed defended and two interceptions (one returned for a touchdown). On the opening drive of the game, he registered his first interception of the season and returned it 44 yards for a touchdown. In the second quarter, Rhodes recorded an interception in the endzone to prevent a New York scoring opportunity.

Rhodes was the first Colts player to earn AFC Player of the Week honors this season and was the first Indianapolis cornerback to earn the distinction since Darius Butler in Week 9 of the 2015 season. In 2019, four Colts players won AFC Player of the Week honors.

BRINGING THE PRESSURE

In 21 games with Indianapolis, defensive end **Justin Houston** has registered at least 1.0 sack in 13 games, which is tied for the most such games over the last two seasons.

Additionally, Houston is tied for the ninth-most sacks over the last two seasons.

MOST GAMES WITH AT LEAST 1.0 SACK, SINCE 2019

| Rank | Team | Games |
|------|-----------------------------|-----------|
| 1t. | Justin Houston (IND) | 13 |
| 1t. | Shaquil Barrett (TB) | 13 |
| 1t. | T.J. Watt (PIT) | 13 |
| 4t. | Bud Dupree (PIT) | 12 |
| 4t. | Aaron Donald (LAR) | 12 |

MOST SACKS, SINCE 2019

| Rank | Team | Sacks |
|------|-----------------------------|-------------|
| 1. | Shaquil Barrett (TB) | 22.5 |
| 2t. | Aaron Donald (LAR) | 20.0 |
| 2t. | Chandler Jones [ARZ] | 20.0 |
| 4. | T.J. Watt (PIT) | 19.0 |
| 5. | Za'Darius Smith (GB) | 18.5 |
| 6. | Cameron Jordan (NO) | 17.0 |
| 7. | Myles Garrett (CLE) | 16.0 |
| 8. | Joey Bosa (LAC) | 15.5 |
| 9t. | Justin Houston (IND) | 14.5 |
| 9t. | Bud Dupree (PIT) | 14.5 |
| 9t. | Danielle Hunter (MIN) | 14.5 |

HOUSTON HUNTING

Colts defensive end **Justin Houston** has tallied 3.5 sacks this season, which is tied for 11th in the NFL.

MOST SACKS, 2020 SEASON

| Rank | Team | Sacks |
|------|-----------------------------|------------|
| 1. | Aaron Donald (LAR) | 7.5 |
| 2. | Myles Garrett (CLE) | 6.0 |
| 3t. | Yannick Ngakoue (MIN) | 5.0 |
| 3t. | Za'Darius Smith (GB) | 5.0 |
| 5t. | Trey Hendrickson (NO) | 4.5 |
| 5t. | T.J. Watt (PIT) | 4.5 |
| 7t. | Joey Bosa (LAC) | 4.0 |
| 7t. | Maxx Crosby (LV) | 4.0 |
| 7t. | Jason Pierre-Paul (TB) | 4.0 |
| 7t. | Aldon Smith (DAL) | 4.0 |
| 11t. | Justin Houston (IND) | 3.5 |
| 11t. | Akiem Hicks (CHI) | 3.5 |
| 11t. | Kerry Hyder (SF) | 3.5 |
| 11t. | Chris Jones (KC) | 3.5 |
| 11t. | Carl Lawson (CIN) | 3.5 |
| 11t. | Khalil Mack (CHI) | 3.5 |
| 11t. | Stephon Tuitt (PIT) | 3.5 |

DISRUPTIVE DEFO

Indianapolis defensive tackle **DeForest Buckner** has registered 23 tackles this season, which is tied for third among all NFL defensive linemen.

MOST TACKLES AMONG DEFENSIVE LINEMEN, 2020 SEASON

| Rank | Team | Tackles |
|------|-------------------------------|-----------|
| 1. | Jonathan Allen (WAS) | 27 |
| 2. | Aldon Smith (DAL) | 26 |
| 3t. | DeForest Buckner (IND) | 23 |
| 3t. | Sam Hubbard (CIN) | 23 |
| 3t. | Dexter Lawrence II (NYG) | 23 |

WILLIS AND MOORE II PART OF SMALL GROUP

Colts cornerback **Kenny Moore II** and safety **Khari Willis** are currently two of only 17 players in the NFL to register at least 1.0 tackle for loss, 1.0 sack, one interception and one pass defended in 2020.

PLAYERS WITH AT LEAST 1.0 TFL, 1.0 SACK, ONE INT AND ONE PASS DEFENSED, 2020 SEASON

| Player | TFL | Sack | INT | PD |
|-----------------------------|------------|------------|----------|----------|
| Kenny Moore II (IND) | 1.0 | 1.0 | 1 | 3 |
| Khari Willis (IND) | 1.0 | 1.0 | 1 | 1 |
| Jaire Alexander (GB) | 2.0 | 1.0 | 1 | 2 |
| Jamie Collins Sr. (DET) | 2.0 | 1.0 | 1 | 2 |
| Landon Collins (WAS) | 3.0 | 1.0 | 1 | 1 |
| Jordan Evans (CIN) | 1.0 | 1.0 | 1 | 1 |
| Kyle Fackrell (NYG) | 6.0 | 2.0 | 1 | 1 |
| Kristian Fulton (TEN) | 1.0 | 1.0 | 1 | 1 |
| Cameron Heyward (PIT) | 2.0 | 1.5 | 1 | 2 |
| Mike Hilton (PIT) | 5.0 | 3.0 | 1 | 3 |
| Marlon Humphrey (BAL) | 1.0 | 1.5 | 1 | 5 |
| Myles Jack (JAX) | 1.0 | 1.0 | 1 | 2 |
| Matt Milano (BUF) | 1.0 | 1.0 | 1 | 2 |
| Brian Poole (NYJ) | 2.0 | 1.0 | 1 | 4 |
| T.J. Watt (PIT) | 8.0 | 4.5 | 1 | 2 |
| Jordan Whitehead (TB) | 5.0 | 2.0 | 1 | 1 |
| Eric Wilson (MIN) | 4.0 | 2.0 | 2 | 2 |

DEFENSIVE NOTES

MANIAC IN THE FIRST 30

Since at least 1987, Indianapolis linebacker **Darius Leonard** became the first NFL player to eclipse 300 total tackles in his first 30 career games.

MOST TOTAL TACKLES IN FIRST 30 CAREER GAMES, SINCE AT LEAST 1987

| Rank | Player | Games | Tackles |
|------|---------------------------------|-------|---------|
| 1. | Darius Leonard (2018-20) | 30 | 300 |
| 2. | Patrick Willis (2007-08) | 30 | 295 |
| 3. | Luke Kuechly (2012-13) | 30 | 286 |
| 4. | Vontaze Burfict (2012-13) | 30 | 278 |
| 5. | DeMeco Ryans (2006-07) | 30 | 276 |

Since at least 1987, **Leonard** registered the most 10-plus tackle games (15) in a player's first 30 career games.

MOST 10-PLUS TACKLE GAMES IN FIRST 30 CAREER GAMES, SINCE AT LEAST 1987

| Rank | Player | Games |
|------|---------------------------------|-------|
| 1. | Darius Leonard (2018-20) | 15 |
| 2t. | Luke Kuechly (2012-13) | 14 |
| 2t. | DeMeco Ryans (2006-07) | 14 |
| 4t. | Jon Beason (2007-08) | 13 |
| 4t. | Patrick Willis (2007-08) | 13 |

LEONARD MAKING HISTORY

In 2019, Colts linebacker **Darius Leonard** became just the fifth player in NFL history to register 120-or-more tackles, five-or-more sacks and five-or-more interceptions in a single season.

PLAYERS TO REGISTER 120+ TACKLES, 5.0+ SACKS AND 5+ INTERCEPTIONS IN A SINGLE SEASON, NFL HISTORY

| Player | Tackles | Sacks | INTs |
|------------------------------|---------|-------|------|
| Darius Leonard (2019) | 121 | 5.0 | 5 |
| Lavonte David (2013) | 145 | 7.0 | 5 |
| Brian Urlacher (2007) | 123 | 5.0 | 5 |
| Rodney Harrison (2000) | 127 | 6.0 | 6 |
| Wilber Marshall (1991) | 135 | 5.5 | 5 |

LEONARD RACKING UP TACKLES

Since 2018, Indianapolis linebacker **Darius Leonard** ranks fourth in the NFL in total tackles (311).

MOST TOTAL TACKLES, SINCE 2018

| Rank | Player | Games | Tackles |
|------|-----------------------------|-------|---------|
| 1t. | Blake Martinez (NYG) | 37 | 349 |
| 1t. | Bobby Wagner (SEA) | 36 | 349 |
| 3. | Jaylon Smith (DAL) | 37 | 316 |
| 4. | Darius Leonard (IND) | 32 | 311 |
| 5. | Zach Cunningham (HOU) | 35 | 302 |

Since 2018, **Leonard** has registered 16 games with 10-or-more tackles, which is the third-most in the NFL.

MOST 10-OR-MORE TACKLE GAMES, SINCE 2018

| Rank | Player | Games |
|------|-----------------------------|-------|
| 1. | Bobby Wagner (SEA) | 18 |
| 2. | Blake Martinez (NYG) | 17 |
| 3. | Darius Leonard (IND) | 16 |
| 4. | Zach Cunningham (HOU) | 15 |
| 5t. | Budda Baker (ARZ) | 13 |
| 5t. | Jordan Hicks (ARZ) | 13 |
| 5t. | Luke Kuechly (Retired) | 13 |
| 5t. | Jaylon Smith (DAL) | 13 |

COLLECTING INTS

Colts linebacker **Darius Leonard** led all linebackers with five interceptions in 2019. Since 2018, his seven interceptions lead all NFL linebackers.

Leonard's interception total (seven) in his first two seasons (2018-19) is tied for the third-most by a linebacker in league history.

MOST INTERCEPTIONS BY NFL LINEBACKERS, 2019 SEASON

| Rank | Player | INTs |
|------|-----------------------------|------|
| 1. | Darius Leonard (IND) | 5 |
| 2. | Joe Schobert (CLE) | 4 |
| 3t. | Jamie Collins Sr. (NE) | 3 |
| 3t. | Jordan Hicks (ARZ) | 3 |
| 3t. | K.J. Wright (SEA) | 3 |

MOST INTERCEPTIONS BY NFL LINEBACKERS, SINCE 2018

| Rank | Player | INTs |
|------|-----------------------------|------|
| 1. | Darius Leonard (IND) | 7 |
| 2. | Alec Ogletree (NYJ) | 6 |
| 3t. | Jamie Collins Sr. (DET) | 5 |
| 3t. | Cory Littleton (LV) | 5 |
| 3t. | Joe Schobert (JAX) | 5 |

MOST INTERCEPTIONS BY NFL LINEBACKERS IN FIRST TWO SEASONS, NFL HISTORY

| Rank | Player | INTs |
|------|---------------------------------|------|
| 1. | Jack Ham (1971-72) | 9 |
| 2. | Al Richardson (1980-81) | 8 |
| 3t. | Darius Leonard (2018-19) | 7 |
| 3t. | Jordan Hicks (2015-16) | 7 |
| 5t. | Seven players tied | 6 |

100-TACKLE LINEBACKER DUOS

Indianapolis linebackers **Anthony Walker** (123) and **Darius Leonard** (121) each eclipsed 100 tackles in 2019. The Colts were one of 10 teams last season to boast two linebackers with 100-plus tackles.

TEAMS WITH TWO LINEBACKERS WITH 100-PLUS TACKLES, 2019 SEASON

| Team | Players |
|------|------------------------------------------------------------|
| ATL | De'Vondre Campbell (129) Deion Jones (110) |
| BUF | Tremaine Edmunds (115) Matt Milano (100) |
| CAR | Luke Kuechly (144) Shaq Thompson (109) |
| CIN | Nick Vigil (111) Jessie Bates (100) |
| HOU | Zach Cunningham (137) Benardrick McKinney (101) |
| IND | Anthony Walker (123) Darius Leonard (121) |
| PIT | Devin Bush (109) Terrell Edmunds (105) |
| SEA | Bobby Wagner (159) K.J. Wright (132) |
| TEN | Rashaan Evans (111) Jayon Brown (104) |
| WAS | Jon Bostic (105) Cole Holcomb (101) |

THE MOORE YOU CAN DO

Since 2018, Colts cornerback **Kenny Moore II** has the second-most sacks (5.0) among cornerbacks in the NFL.

MOST SACKS AMONG CORNERBACKS, SINCE 2018

| Rank | Player | Sacks |
|------|-----------------------------|-------|
| 1. | Logan Ryan (NYG) | 8.5 |
| 2. | Mike Hilton (PIT) | 5.5 |
| 3. | Kenny Moore II (IND) | 5.0 |
| 4. | Mackensie Alexander (CIN) | 4.5 |
| 5t. | Jourdan Lewis (DAL) | 4.0 |
| 5t. | Brian Poole (NYJ) | 4.0 |

DEFENSIVE/SPECIAL TEAMS NOTES

BLACKMON MAKING PLAYS

Indianapolis rookie safety **Julian Blackmon** has totaled eight tackles (seven solo), one interception and five passes defended this season. He is currently tied for the seventh-most passes defended this season (second among rookies). Fellow defensive back **Xavier Rhodes** is also tied for seventh in passes defended in 2020.

MOST PASSES DEFENSED AMONG ROOKIES,
2020 SEASON

| Rank | Player | PD |
|------|------------------------------|----|
| 1. | Jaylon Johnson (CHI) | 7 |
| 2. | Julian Blackmon (IND) | 5 |
| 3. | C.J. Henderson (JAX) | 4 |
| 4t. | Five players | 3 |

HINES' PUNT RETURNING

Colts running back **Nyheim Hines** has totaled 10 punt returns for 101 yards (10.1 avg.). He ranks third in punt return yards and seventh in punt return average this season.

MOST PUNT RETURN YARDS,
2020 SEASON

| Rank | Team | Yards |
|------|---------------------------|-------|
| 1. | Andre Roberts (BUF) | 124 |
| 2. | Deonte Harris (NO) | 106 |
| 3. | Nyheim Hines (IND) | 101 |
| 4. | James Proche (BAL) | 88 |
| 5. | CeeDee Lamb (DAL) | 84 |

RUMBLING RODGERS

In Week 5 at CLE (10/11), Indianapolis rookie cornerback **Isaiah Rodgers** finished with five kickoff returns for 212 yards (42.4 avg.) and one touchdown. He became just the sixth rookie in franchise history to have a kickoff return for a touchdown and is the first since Dominic Rhodes in 2001. Rodgers' 212 kickoff return yards were the third-most by a player in a single game in franchise history.

He ranks first in kickoff return average (38.2), third in kickoff return yards (268) and is one of only two players to record a kickoff return touchdown this season.

HIGHEST KICKOFF RETURN AVERAGE,
MIN. 5 ATTEMPTS, 2020 SEASON

| Rank | Team | Avg. |
|------|-----------------------------|------|
| 1. | Isaiah Rodgers (IND) | 38.3 |
| 2. | Devin Duvernay (BAL) | 34.0 |
| 3. | Cordarrelle Patterson (CHI) | 31.2 |
| 4. | Brandon Wilson (CIN) | 30.3 |
| 5t. | Jamal Agnew (DET) | 27.4 |
| 5t. | Ray-Ray McCloud (PIT) | 27.4 |

MOST KICKOFF RETURN YARDS,
2020 SEASON

| Rank | Team | Yards |
|------|-----------------------------|-------|
| 1. | Cordarrelle Patterson (CHI) | 468 |
| 2. | Tony Pollard (DAL) | 269 |
| 3. | Isaiah Rodgers (IND) | 268 |
| 4. | Pharoh Cooper (LAR) | 250 |
| 5. | Devin Duvernay (BAL) | 238 |

OPPORTUNISTIC ODUM

Colts safety **George Odum** has registered nine special teams tackles this season, which is the most in the NFL.

MOST SPECIAL TEAMS TACKLES, 2020 SEASON

| Rank | Team | Tackles |
|------|--------------------------|---------|
| 1. | George Odum (IND) | 9 |
| 2. | Zeke Turner (ARZ) | 7 |
| 3t. | Dorian O'Daniel (KC) | 6 |
| 3t. | Tavierre Thomas (CLE) | 6 |

HOT ROD'S HISTORIC START

Indianapolis rookie kicker **Rodrigo Blankenship** has converted 15-of-17 field goals and 11-of-11 PATs for 56 points this season. He is currently tied for second in field goals made and ranks second in total points by a player in their first five career games in NFL history.

MOST FIELD GOALS MADE IN FIRST FIVE CAREER
GAMES, NFL HISTORY

| Rank | Player | FGs |
|------|-----------------------------------|-----|
| 1. | Richie Cunningham (1997) | 18 |
| 2t. | Rodrigo Blankenship (2020) | 15 |
| 2t. | Dan Bailey (2011) | 15 |
| 4. | Chandler Catanzaro (2014) | 14 |
| 5t. | Three players | 13 |

MOST TOTAL POINTS IN FIRST FIVE CAREER
GAMES, NFL HISTORY

| Rank | Player | Points |
|------|-----------------------------------|--------|
| 1. | Richie Cunningham (1997) | 62 |
| 2. | Rodrigo Blankenship (2020) | 56 |
| 3. | Dan Bailey (2011) | 55 |
| 4. | Eric Dickerson (1983) | 54 |
| 5. | Eddie Murray (1980) | 53 |

RODRIGO'S PRODUCTION

Colts rookie kicker **Rodrigo Blankenship** currently leads the league in field goals made (15) and total points (56).

MOST FIELD GOALS MADE,
2020 SEASON

| Rank | Player | FGs |
|------|----------------------------------|-----|
| 1. | Rodrigo Blankenship (IND) | 15 |
| 2. | Jason Sanders (MIA) | 14 |
| 3t. | Randy Bullock (CIN) | 13 |
| 3t. | Graham Gano (NYG) | 13 |
| 3t. | Joey Slye (CAR) | 13 |

MOST TOTAL POINTS,
2020 SEASON

| Rank | Player | Points |
|------|----------------------------------|--------|
| 1. | Rodrigo Blankenship (IND) | 56 |
| 2. | Jason Sanders (MIA) | 52 |
| 3. | Daniel Carlson (LV) | 49 |
| 4t. | Randy Bullock (CIN) | 48 |
| 4t. | Dalvin Cook (MIN) | 48 |
| 4t. | Joey Slye (CAR) | 48 |

RIGO CONTROLLING THE FIELD

Indianapolis punter **Rigoberto Sanchez** has totaled 12 punts for 568 yards (47.3 avg./43.8 net avg.). He currently ranks sixth in the NFL in net punting average and 10th in punt return average allowed (5.8 avg.).

HIGHEST NET PUNTING AVERAGE,
2020 SEASON

| Rank | Team | Avg. |
|------|--------------------------------|------|
| 1. | Jack Fox (DET) | 48.9 |
| 2. | Jake Bailey (NE) | 46.7 |
| 3. | Cameron Johnston (PHI) | 45.7 |
| 4. | Michael Dickson (SEA) | 45.1 |
| 5. | Tress Way (WAS) | 44.2 |
| 6. | Rigoberto Sanchez (IND) | 43.8 |

LOWEST PUNT RETURN AVERAGE ALLOWED,
2020 SEASON

| Rank | Team | Avg. |
|------|--------------------------------|------|
| 1. | Thomas Morstead (NO) | 2.5 |
| 2. | Sam Koch (BAL) | 3.8 |
| 3. | Kevin Huber (CIN) | 4.0 |
| 4. | Mitch Wishnowsky (SF) | 4.2 |
| 5. | Tress Way (WAS) | 5.2 |
| 6t. | Brett Kern (TEN) | 5.3 |
| 6t. | Riley Dixon (NYG) | 5.3 |
| 8. | Jake Bailey (NE) | 5.7 |
| 9. | Cameron Johnston (PHI) | 5.7 |
| 10. | Rigoberto Sanchez (IND) | 5.8 |



DEFENSIVE TACKLE DEFOREST BUCKNER 6-7 - 295 POUNDS - OREGON 5TH NFL SEASON

- For his career, he has started all 68 games he has competed in and has totaled 286 tackles (179 solo), 40.0 tackles for loss, 30.0 sacks, 12 passes defended, seven fumble recoveries (one returned for a touchdown) and three forced fumbles.
- Selected Associated Press Second Team All-Pro in 2019.
- Named to Pro Bowl in 2018.
- Since entering the NFL in 2016, he ranks in the top-10 among NFL defensive tackles in total tackles (second), solo tackles (second), sacks (fifth), tackles for loss (tied-fifth) and passes defended (sixth).

BUCKNER'S CAREER HONORS

2019

Associated Press Second Team All-Pro (First)

2018

Pro Bowl Selection (First)

2016

PFW/PFWA All-Rookie Team

DEFO DOMINANT IN 2018

In 2018, Buckner was selected to his first career Pro Bowl after registering career highs in total tackles (67), tackles for loss (17.0) and sacks (12.0). Among defensive tackles, he ranked in the top-five in all three categories.

MOST TOTAL TACKLES AMONG NFL DEFENSIVE TACKLES, 2018 SEASON

| Rank | Player | Tackles |
|------|-------------------------|-----------|
| 1. | Damon Harrison Sr. | 81 |
| 2. | DeForest Buckner | 67 |
| 3. | Jurrell Casey | 62 |
| 4. | Jonathan Allen | 61 |
| 5t. | Aaron Donald | 59 |
| 5t. | Ndamukong Suh | 59 |
| 5t. | Dalvin Tomlinson | 59 |

MOST TACKLES FOR LOSS AMONG NFL DEFENSIVE TACKLES, 2018 SEASON

| Rank | Player | TFLs |
|------|-------------------------|-------------|
| 1. | Aaron Donald | 20.5 |
| 2. | Chris Jones | 19.0 |
| 3. | DeForest Buckner | 17.0 |
| 4t. | Geno Atkins | 13.0 |
| 4t. | Denico Autry | 13.0 |

MOST SACKS AMONG NFL DEFENSIVE TACKLES, 2018 SEASON

| Rank | Player | Sacks |
|------|-------------------------|-------------|
| 1. | Aaron Donald | 20.5 |
| 2. | Chris Jones | 15.5 |
| 3. | DeForest Buckner | 12.0 |
| 4t. | Fletcher Cox | 10.5 |
| 4t. | Jarran Reed | 10.5 |

BUCKNER PRODUCING

Since entering the NFL in 2016, **Buckner** ranks in the top-10 among NFL defensive tackles in total tackles (second), solo tackles (second), sacks (fifth), tackles for loss (tied-fifth) and passes defended (sixth).

MOST TOTAL TACKLES AMONG NFL DEFENSIVE TACKLES, SINCE 2016

| Rank | Player | Tackles |
|------|-------------------------------|------------|
| 1. | Damon Harrison Sr. (SEA) | 292 |
| 2. | DeForest Buckner (IND) | 286 |
| 3. | Linval Joseph (LAC) | 262 |
| 4. | Grady Jarrett (ATL) | 245 |
| 5. | Ndamukong Suh (TB) | 236 |

MOST SOLO TACKLES AMONG NFL DEFENSIVE TACKLES, SINCE 2016

| Rank | Player | Tackles |
|------|-------------------------------|------------|
| 1. | Damon Harrison Sr. (SEA) | 187 |
| 2. | DeForest Buckner (IND) | 179 |
| 3. | Aaron Donald (LAR) | 148 |
| 4. | Sheldon Richardson (CLE) | 146 |
| 5. | Linval Joseph (LAC) | 145 |

MOST SACKS AMONG NFL DEFENSIVE TACKLES, SINCE 2016

| Rank | Player | Sacks |
|------|-------------------------------|-------------|
| 1. | Aaron Donald (LAR) | 59.5 |
| 2. | Chris Jones (KC) | 36.5 |
| 3. | Cameron Heyward (PIT) | 33.5 |
| 4. | Geno Atkins (CIN) | 32.5 |
| 5. | DeForest Buckner (IND) | 30.0 |

MOST TACKLES FOR LOSS AMONG NFL DEFENSIVE TACKLES, SINCE 2016

| Rank | Player | TFLs |
|------|-------------------------------|-------------|
| 1. | Aaron Donald (LAR) | 83.0 |
| 2t. | Akiem Hicks (CHI) | 44.0 |
| 2t. | Grady Jarrett (ATL) | 44.0 |
| 4. | Cameron Heyward (PIT) | 43.0 |
| 5t. | DeForest Buckner (IND) | 40.0 |
| 5t. | Geno Atkins (CIN) | 40.0 |

MOST PASSES DEFENSED AMONG NFL DEFENSIVE TACKLES, SINCE 2016

| Rank | Player | PDs |
|------|-------------------------------|-----------|
| 1. | Chris Jones (KC) | 20 |
| 2. | Cameron Heyward (PIT) | 18 |
| 3. | Ndamukong Suh (TB) | 17 |
| 4. | A'Shawn Robinson (DET) | 16 |
| 5. | Denico Autry (IND) | 14 |
| 6. | DeForest Buckner (IND) | 12 |

BUCKNER'S REGULAR SEASON CAREER BEST GAMES

TACKLES

11, vs. New York Jets (12/11/16)
11, vs. Seattle (12/16/18)
10, vs. Pittsburgh (9/22/19)

TACKLES FOR LOSS

4.0, vs. Seattle (12/16/18)
3.0, at Minnesota (9/9/18)
2.0, five times, last:
at Arizona (10/31/19)

SACKS

2.5, at Minnesota (9/9/18)
2, four times, last: vs. Seattle (12/16/18)

WIDE RECEIVER T.Y. HILTON 5-10 - 183 POUNDS - FLORIDA INTERNATIONAL 9TH NFL SEASON

- For his career, he has 571 receptions for 8,829 yards (15.5 avg.) and 45 touchdowns.
- Named to four consecutive Pro Bowls from 2014-17.
- From 2012-18, he had five 1,000-yard receiving seasons. He was one of only six players to accomplish that feat.
- Is just the fourth Colt to reach 8,000 career receiving yards, joining Marvin Harrison (14,580), Reggie Wayne (14,345) and Raymond Berry (9,275).
- His 33 career 100-yard receiving games rank third in franchise history.
- Has 12 career 150-yard or more receiving games, which is the most in Colts history.
- Since entering the NFL in 2012, his 100 total receptions of 25+ yards are the second-most in the NFL.
- Since entering the NFL in 2012, his 15.5 average yards per reception is the second-highest among all NFL players with at least 400 receptions over that time frame.
- Set the franchise record for the most receiving yards (1,944) and 100-yard games (10) and ranks second for the most receptions (132) in a Colts player's first two seasons with the team.
- Established a Colts rookie record with five 100-yard receiving games in 2012 and finished with the second-most receiving yards (861) by a rookie in franchise history.

HILTON'S CAREER HONORS

2019 SEASON

Finalist for NFL's Art Rooney Sportsmanship Award

2017 SEASON

Pro Bowl Selection (Fourth)

AFC Offensive Player of the Week (Week 9 at Houston — First)

2016 SEASON

Pro Bowl Selection (Third)

Led NFL in receiving yards (1,448)

2015 SEASON

Pro Bowl Selection (Second)

2014 SEASON

Pro Bowl Selection (First)

2012 SEASON

AFC Special Teams Player of the Week (Week 12 vs. Buffalo — First)

HILTON TOPS 1,000

Hilton has topped the 1,000-yard receiving mark in four seasons (2013-16, 18). He is only the third player in franchise history to post five or more career 1,000-yard receiving seasons.

MOST 1,000-YARD RECEIVING SEASONS, COLTS HISTORY

| Player | Years | Seasons |
|-----------------|---------------|---------|
| Marvin Harrison | 1996-2008 | 8 |
| Reggie Wayne | 2001-2014 | 8 |
| T.Y. Hilton | 2012-2016, 18 | 5 |

100-YARD GAMES

Hilton has recorded 33 career 100-yard games. He had a single-season career-high six 100-yard receiving games in 2014 after becoming just the sixth player in NFL history to register 10 100-yard receiving games in the first two seasons of a career.

| Date | Opponent | Rec. | Yds. | TDs |
|----------|----------|------|------|-----|
| 12/23/18 | vs. NYG | 7 | 138 | 0 |
| 12/9/18 | at HOU | 9 | 199 | 0 |
| 11/26/18 | vs. MIA | 7 | 125 | 0 |
| 11/18/18 | vs. TEN | 9 | 155 | 2 |
| 9/30/18 | vs. HOU | 4 | 115 | 0 |
| 12/23/17 | at BAL | 6 | 100 | 0 |
| 11/5/17 | at HOU | 5 | 175 | 2 |
| 10/8/17 | SF | 7 | 177 | 0 |
| 9/24/17 | CLE | 7 | 153 | 1 |
| 12/24/16 | at OAK | 4 | 105 | 0 |
| 12/11/16 | HOU | 9 | 115 | 1 |
| 12/5/16 | at NYJ | 9 | 148 | 0 |
| 10/23/16 | TEN | 7 | 133 | 1 |
| 10/9/16 | CHI | 10 | 171 | 1 |
| 9/25/16 | SD | 8 | 174 | 1 |
| 12/13/15 | at JAX | 4 | 132 | 0 |
| 10/25/15 | NO | 4 | 150 | 2 |
| 10/9/14 | at HOU | 9 | *223 | 1 |
| 12/29/13 | JAX | *11 | 155 | 0 |
| 10/26/14 | at Pit | 6 | 155 | 1 |
| 12/7/14 | at CLE | 10 | 150 | 2 |
| 10/6/13 | SEA | 5 | 140 | 2 |
| 11/10/13 | STL | 7 | 130 | 0 |
| 9/15/13 | MIA | 6 | 124 | 0 |
| 11/23/14 | JAX | 4 | 122 | 1 |
| 11/3/13 | at HOU | 7 | 121 | *3 |
| 9/23/12 | JAX | 4 | 113 | 1 |
| 12/30/12 | HOU | 4 | 111 | 1 |
| 10/19/14 | CIN | 7 | 107 | 0 |
| 9/28/14 | TEN | 6 | 105 | 0 |
| 11/4/12 | MIA | 6 | 102 | 1 |
| 11/18/12 | at NE | 6 | 100 | 2 |
| 12/2/12 | at DET | 6 | 100 | 0 |

*Career-high

HILTON 100-YARD GAMES

Since entering the NFL in 2012, Hilton has the third-most 100-yard receiving games (33).

MOST 100-YARD RECEIVING GAMES, COLTS HISTORY

| Rank | Player | Games |
|------|-----------------------------|-------|
| 1. | Marvin Harrison (1996-2008) | 59 |
| 2. | Reggie Wayne (2001-2014) | 43 |
| 3. | T.Y. Hilton (2012-2018) | 33 |

MOST 100-YARD RECEIVING GAMES, SINCE 2012

| Rank | Player | Games |
|------|--------------------|-------|
| 1. | Julio Jones (ATL) | 51 |
| 2. | Antonio Brown (FA) | 39 |
| 3. | T.Y. Hilton (IND) | 33 |

HILTON NOTES

HILTON 150-YARD GAMES

Hilton has registered 12 career 150-yard receiving games, which is the most in franchise history.

Since entering the NFL in 2012, Hilton has the third-most 150-yard receiving games.

MOST 150-YARD RECEIVING GAMES, COLTS HISTORY

| Rank | Player | Games |
|------|--------------------------------|-----------|
| 1. | T.Y. Hilton (2012-2018) | 12 |
| 2. | Marvin Harrison (1996-2008) | 11 |
| 3t. | Raymond Berry (1955-1967) | 7 |
| 3t. | Reggie Wayne (2001-2014) | 7 |
| 5. | Lenny Moore (1956-1967) | 5 |

MOST 150-YARD RECEIVING GAMES, SINCE 2012

| Rank | Player | Games |
|------|--------------------------|-----------|
| 1. | Julio Jones (ATL) | 16 |
| 2. | Antonio Brown (FA) | 13 |
| 3. | T.Y. Hilton (IND) | 12 |

CONSECUTIVE 40-CATCH SEASONS

Hilton has registered at least 40 receptions in each of his eight full seasons (2012-19) in the NFL, which is tied for the fourth-longest active streak among all players.

From 2012-19, he was one of just five NFL players to register 40 or more receptions in each season (Jason Witten did not play in 2018).

CONSECUTIVE 40-CATCH SEASONS, ACTIVE STREAK

| Rank | Player | Seasons |
|------|--------------------------|----------|
| 1. | Larry Fitzgerald (ARZ) | 16 |
| 2. | Jason Witten (LV) | 15 |
| 3. | Julio Jones (ATL) | 9 |
| 4t. | T.Y. Hilton (IND) | 8 |
| 4t. | DeAndre Hopkins (ARZ) | 8 |
| 4t. | Emmanuel Sanders (NO) | 8 |
| 4t. | Golden Tate (NYG) | 8 |

GHOST AMONG BEST SINCE 2012

Since entering the NFL in 2012, Hilton is ranked in the top 10 in receiving yards (8,829, fifth) and receptions (571, ninth).

MOST RECEIVING YARDS, SINCE 2012

| Rank | Player | Yards |
|------|--------------------------|--------------|
| 1. | Julio Jones (ATL) | 11,379 |
| 2. | Antonio Brown (FA) | 9,988 |
| 3. | DeAndre Hopkins (ARZ) | 9,130 |
| 4. | Demaryius Thomas (FA) | 8,929 |
| 5. | T.Y. Hilton (IND) | 8,829 |

MOST RECEPTIONS, SINCE 2012

| Rank | Player | Rec. |
|------|--------------------------|------------|
| 1. | Julio Jones (ATL) | 758 |
| 2. | Antonio Brown (FA) | 756 |
| 3. | Larry Fitzgerald (ARZ) | 703 |
| 4. | DeAndre Hopkins (ARZ) | 677 |
| 5. | Demaryius Thomas (FA) | 670 |
| 6. | Golden Tate (NYG) | 622 |
| 7. | Jarvis Landry (CLE) | 585 |
| 8. | Emmanuel Sanders (NO) | 577 |
| 9. | T.Y. Hilton (IND) | 571 |

TOUCHDOWNS OF 60+ YARDS

Since entering the NFL in 2012, Hilton has compiled nine touchdown receptions of 60 or more yards, which is the third-most over that time frame.

MOST TOUCHDOWN RECEPTIONS OF 60+ YARDS, SINCE 2012

| Rank | Player | TDs |
|------|--------------------------|----------|
| 1. | DeSean Jackson (PHI) | 12 |
| 2. | Odell Beckham Jr. (CLE) | 10 |
| 3. | T.Y. Hilton (IND) | 9 |
| 4. | A.J. Green (CIN) | 8 |
| 5t. | Tyreek Hill (KC) | 7 |
| 5t. | Jordy Nelson (Retired) | 7 |
| 5t. | Kenny Stills (HOU) | 7 |

GHOST IN SMALL GROUP

In 2018, Hilton registered the fifth 1,000-yard receiving season of his career. From 2012-18, he was one of only six players in the NFL to accomplish that feat.

MOST 1,000-YARD RECEIVING SEASONS, 2012-18 SEASONS

| Rank | Player | Seasons |
|------|--------------------------|----------|
| 1t. | Antonio Brown (FA) | 6 |
| 1t. | Julio Jones (ATL) | 6 |
| 3t. | T.Y. Hilton (IND) | 5 |
| 3t. | Mike Evans (TB) | 5 |
| 3t. | A.J. Green (CIN) | 5 |
| 3t. | Demaryius Thomas (FA) | 5 |

HILTON THROUGH SEVEN

In his first seven seasons in the NFL (2012-18), Hilton tallied 507 receptions for 8,097 yards (16.0 avg.) and 40 touchdowns.

He registered 33 100-yard receiving games over that time frame, which are the second-most such games in a player's first seven seasons in team history and the eighth-most in league history.

MOST 100-YARD RECEIVING GAMES, FIRST SEVEN SEASONS, TEAM HISTORY

| Rank | Player | Years | Games |
|------|--------------------|------------------|-----------|
| 1. | Marvin Harrison | 1996-2002 | 37 |
| 2. | T.Y. Hilton | 2012-2018 | 33 |
| 3. | Reggie Wayne | 2001-2007 | 22 |
| 4. | Raymond Berry | 1955-1961 | 16 |
| 5. | Lenny Moore | 1956-1962 | 15 |

MOST 100-YARD RECEIVING GAMES, FIRST SEVEN SEASONS, NFL HISTORY

| Rank | Player | Years | Games |
|------|--------------------|------------------|-----------|
| 1. | Randy Moss | 1998-2004 | 41 |
| 2t. | Torry Holt | 1999-2005 | 39 |
| 2t. | Calvin Johnson | 2007-2013 | 39 |
| 2t. | Julio Jones | 2011-2017 | 39 |
| 5t. | Lance Alworth | 1962-1968 | 37 |
| 5t. | Marvin Harrison | 1996-2002 | 37 |
| 7. | Jerry Rice | 1985-1991 | 36 |
| 8. | T.Y. Hilton | 2012-2018 | 33 |

HILTON'S REGULAR SEASON CAREER BEST GAMES

RECEPTIONS

11, vs. Jacksonville (12/29/13)
10, two times,
last: vs. Chicago (10/9/16)
9, six times,
last: at Houston (12/9/18)

RECEIVING YARDS

223, at Houston (10/9/14)
199, at Houston (12/9/18)
177, vs. San Francisco (10/8/17)

RECEIVING TOUCHDOWNS

3, at Houston (11/3/13)
2, nine times, last: at Los Angeles Chargers (9/8/19)

DEFENSIVE END JUSTIN HOUSTON 6-3 - 270 POUNDS - GEORGIA 10TH NFL SEASON

- Has played in 123 career games (117 starts) and totaled 436 tackles (359 solo), 113.0 tackles for loss, 93.0 sacks, 32 passes defended, four interceptions (one returned for a touchdown), 16 forced fumbles, 11 fumble recoveries and five special teams stops.
- Since entering the NFL in 2011, he ranks fourth in sacks and ninth in tackles for loss among all players.
- Since entering the NFL in 2011, his 19 multi-sack games are the third-most in the league.
- Has forced three career safeties, which is tied for the second-most in NFL history.
- Is one of five players in the NFL to record at least 9.0 sacks in each of the last three seasons (2017-19).
- A four-time Pro Bowl selection (2012-15) who was an Associated Press First Team All-Pro choice in 2014.
- In 2014, he was named First Team All-Pro and earned the Deacon Jones Award after leading the NFL with 22.0 sacks. Since sacks became an official statistic in 1982, his 22.0 sacks tied for the second-most in a single season in NFL history.

HOUSTON'S CAREER HONORS

2019 SEASON

AFC Defensive Player of the Week (Week 5 at Kansas City — Third)

2016 SEASON

Chiefs Ed Block Courage Award

2015 SEASON

Pro Bowl Selection (Fourth)

2014 SEASON

Pro Bowl Selection (Third)

Associated Press First Team All-Pro (First)

Deacon Jones Award (First)

2013 SEASON

Pro Bowl Selection (Second)

AFC Defensive Player of the Week (Week 1 at Jacksonville — First)

AFC Defensive Player of the Week (Week 3 at Philadelphia — Second)

AFC Defensive Player of the Month (September — First)

2012 SEASON

Pro Bowl Selection (First)

GETTING AFTER THE QB

Since entering the NFL in 2011, **Houston** has registered 93.0 sacks and 113.0 tackles for loss. He ranks fourth in sacks and ninth in tackles for loss among all players over that time frame.

MOST SACKS SINCE 2011, NFL PLAYERS

| Rank | Player | Sacks |
|------|-----------------------------|-------------|
| 1. | Von Miller (DEN) | 106.0 |
| 2. | J.J. Watt (HOU) | 98.0 |
| 3. | Chandler Jones (ARZ) | 97.0 |
| 4. | Justin Houston (IND) | 93.0 |
| 5. | Ryan Kerrigan (WAS) | 92.0 |

MOST TACKLES FOR LOSS SINCE 2011, NFL PLAYERS

| Rank | Player | TFLs |
|------|-----------------------------|--------------|
| 1. | J.J. Watt (HOU) | 160.0 |
| 2. | Von Miller (DEN) | 135.0 |
| 3. | Calais Campbell (BAL) | 129.0 |
| 4. | Michael Bennett (Retired) | 128.0 |
| 5. | Aaron Donald (LAR) | 123.0 |
| 6. | Lavonte David (TB) | 119.0 |
| 7. | Cameron Jordan (NO) | 117.0 |
| 8. | Ryan Kerrigan (WAS) | 116.0 |
| 9. | Justin Houston (IND) | 113.0 |

HOUSTON'S CAREER YEAR

In 2014, **Houston** started all 16 games for the Kansas City Chiefs and finished with single-season career highs in tackles (89), tackles for loss (23.0), sacks (22.0) and forced fumbles (four). He also added five passes defended.

He tied for the second-most sacks recorded in a single season in league history while his tackles for loss tied for 10th.

MOST SACKS IN A SINGLE SEASON, NFL HISTORY

| Rank | Player | Sacks |
|------|------------------------------|-------------|
| 1. | Michael Strahan (2001) | 22.5 |
| 2t. | Justin Houston (2014) | 22.0 |
| 2t. | Jared Allen (2011) | 22.0 |
| 2t. | Mark Gastineau (1984) | 22.0 |
| 5t. | Chris Doleman (1989) | 21.0 |
| 5t. | Reggie White (1987) | 21.0 |

MOST TACKLES FOR LOSS IN A SINGLE SEASON, NFL HISTORY

| Rank | Player | TFLs |
|------|------------------------------|-------------|
| 1. | J.J. Watt (2012) | 39.0 |
| 2t. | J.J. Watt (2014) | 29.0 |
| 2t. | J.J. Watt (2015) | 29.0 |
| 4t. | Von Miller (2012) | 28.0 |
| 4t. | Chandler Jones (2017) | 28.0 |
| 6. | DeMarcus Ware (2008) | 27.0 |
| 7. | DeMarcus Ware (2011) | 26.0 |
| 8. | Aaron Donald (2018) | 25.0 |
| 9. | Michael Strahan (2001) | 24.0 |
| 10t. | Justin Houston (2014) | 23.0 |
| 10t. | Michael Strahan (2003) | 23.0 |
| 10t. | Jason Pierre-Paul (2011) | 23.0 |
| 10t. | Robert Quinn (2013) | 23.0 |
| 10t. | Khalil Mack (2015) | 23.0 |

9.0-SACK SEASONS

Colts defensive end **Justin Houston** is one of five players in the NFL to record at least 9.0 sacks in each of the last three seasons.

MOST CONSECUTIVE SEASONS WITH AT LEAST 9.0 SACKS, ACTIVE STREAK

| Rank | Player | Seasons |
|------|-----------------------------|----------|
| 1. | Chandler Jones (ARZ) | 5 |
| 2. | Mario Addison (BUF) | 4 |
| 3t. | Justin Houston (IND) | 3 |
| 3t. | Aaron Donald (LAR) | 3 |
| 3t. | Cameron Jordan (NO) | 3 |

MULTI-SACK GAMES

Since entering the NFL in 2011, Indianapolis defensive end **Justin Houston** has registered 19 multi-sack games, which is the third-most in the league over that time frame.

MOST MULTI-SACK GAMES, SINCE 2011

| Rank | Player | Games |
|------|-----------------------------|-----------|
| 1. | J.J. Watt (HOU) | 26 |
| 2. | Chandler Jones (ARZ) | 20 |
| 3. | Justin Houston (IND) | 19 |
| 4t. | Cameron Jordan (NO) | 18 |
| 4t. | Ryan Kerrigan (WAS) | 18 |
| 4t. | Von Miller (DEN) | 18 |
| 4t. | Jason Pierre-Paul (TB) | 18 |

HOUSTON'S REGULAR SEASON CAREER BEST GAMES

TACKLES

10, at Denver (11/17/13)

10, at Denver (11/27/16)

9, two times, last:

at Denver (12/30/12)

TACKLES FOR LOSS

4.0, at Philadelphia (9/19/13)

4.0, at Denver (11/27/16)

3.0, eight times, last:

vs. Philadelphia (9/17/17)

SACKS

4.5, at Philadelphia (9/19/13)

4.0, vs. San Diego (12/28/14)

3.0, five times, last: at Denver (11/27/16)



LINEBACKER DARIUS LEONARD 6-2 - 230 POUNDS - SOUTH CAROLINA STATE 3RD NFL SEASON

- Has started all 32 career games and has compiled 311 tackles (199 solo), 21.0 tackles for loss, 12.0 sacks, seven interceptions (one returned for a touchdown), 17 passes defended, six forced fumbles and two fumble recoveries.
- Since at least 1987, he is the only NFL player to register 300 total tackles in his first 30 career games.
- Since 2000, became the fastest player to reach 200 career tackles as he did it in 19 games.
- Was the only player in the NFL with at least 200 tackles and 10.0 sacks over the last two seasons (2018-19).
- Became the first player to register at least 10 sacks and five interceptions in his first 25 career games since 1982, when the individual sack became an official statistic.
- In 2019, he became just the fifth player in NFL history to register 120-or-more tackles, five-or-more sacks and five-or-more interceptions in the same season.
- In 2018, led the NFL with 163 tackles as a rookie. He became the first Colt since Mike Peterson (158) in 2000 to lead the NFL in tackles.
- Since 1970, had the third-most tackles by an NFL rookie in a single season.
- Named Associated Press All-Pro in 2018 (First Team) and 2019 (Second Team).
- Selected to 2020 Pro Bowl.
- Named the 2018 Associated Press Defensive Rookie of the Year.
- Since 2018, has registered 16 games with at least 10 tackles, which ranks third over that time frame.

LEONARD'S CAREER HONORS

2019

Associated Press Second Team All-Pro (First)
Pro Bowl Selection (First)
PFWA All-AFC Team (Second)

2018

Associated Press First Team All-Pro (First)
Associated Press Defensive Rookie of the Year
PFWA Defensive Rookie of the Year
PFWA All-AFC Team (First)
PFWA All-Rookie Team
AFC Defensive Player of the Week (Week 2 at Washington — First)
Pepsi NFL Rookie of the Week (Week 2 at Washington — First)
Defensive Rookie of the Month (September — First)
NFL Rookie of the Week (Week 8 at Oakland — Second)
AFC Defensive Player of the Week (Week 17 at Tennessee — Second)
AFC Defensive Player of the Month (December — Second)

LEONARD TALLYING TACKLES

Despite missing one game in 2018, **Leonard** led the NFL in total tackles (163) and solo tackles (111) as a rookie.

MOST TOTAL TACKLES, 2018 REGULAR SEASON

| Rank | Player | Tackles |
|------|-----------------------------|------------|
| 1. | Darius Leonard (IND) | 163 |
| 2. | Blake Martinez (GB) | 144 |
| 3t. | Leighton Vander Esch (DAL) | 138 |
| 3t. | Bobby Wagner (SEA) | 138 |

MOST SOLO TACKLES, 2018 REGULAR SEASON

| Rank | Player | Tackles |
|------|-----------------------------|------------|
| 1. | Darius Leonard (IND) | 111 |
| 2. | Leighton Vander Esch (DAL) | 102 |
| 3. | Telvin Smith Sr. (JAX) | 100 |

LEONARD AMONG BEST SINCE 2018

Since entering the NFL in 2018, **Leonard** ranks at the top in numerous defensive categories among linebackers, including total tackles (311, fourth), solo tackles (199, fifth), forced fumbles (six, tied-fourth) and interceptions (seven, first).

MOST TOTAL TACKLES AMONG LINEBACKERS, SINCE 2018

| Rank | Player | Tackles |
|-----------|-----------------------------|------------|
| 1t. | Blake Martinez (NYG) | 349 |
| 1t. | Bobby Wagner (SEA) | 349 |
| 3. | Jaylon Smith (DAL) | 316 |
| 4. | Darius Leonard (IND) | 311 |
| 5. | Zach Cunningham (HOU) | 302 |

MOST SOLO TACKLES AMONG LINEBACKERS, SINCE 2018

| Rank | Player | Tackles |
|-----------|-----------------------------|------------|
| 1. | Blake Martinez (NYG) | 218 |
| 2. | Zach Cunningham (HOU) | 210 |
| 3. | Lavonte David (TB) | 204 |
| 4. | Fred Warner (SF) | 202 |
| 5. | Darius Leonard (IND) | 199 |

MOST FORCED FUMBLES AMONG LINEBACKERS, SINCE 2018

| Rank | Player | FFs |
|------------|-----------------------------|----------|
| 1. | T.J. Watt (PIT) | 14 |
| 2t. | Chandler Jones (ARZ) | 11 |
| 2t. | Khalil Mack (CHI) | 11 |
| 4t. | Darius Leonard (IND) | 6 |
| 4t. | Shaquil Barrett (TB) | 6 |
| 4t. | Bud Dupree (PIT) | 6 |
| 4t. | Whitney Mercilus (HOU) | 6 |
| 4t. | Kyle Van Noy (MIA) | 6 |

MOST INTERCEPTIONS AMONG LINEBACKERS, SINCE 2018

| Rank | Player | INTs |
|------|-----------------------------|----------|
| 1. | Darius Leonard (IND) | 7 |
| 2. | Alec Ogletree (NYJ) | 6 |
| 3t. | Three players | 5 |

LEONARD SINGLE-SEASON ALL-TIME TACKLER

Leonard compiled 163 total tackles in 2018, which is the most in Colts single-season history according to Stats Pass.

MOST TOTAL TACKLES IN A SINGLE SEASON, COLTS HISTORY

| Rank | Player | Tackles |
|------|------------------------------|------------|
| 1. | Darius Leonard (2018) | 163 |
| 2. | Jeff Herrod (1991) | 160 |
| 3. | Mike Peterson (2000) | 158 |

5+ INTS AND 5+ FORCED FUMBLES

Since 2000, **Leonard** is the third player and the first linebacker with at least five interceptions and five forced fumbles through his first two NFL seasons.

PLAYERS WITH 5+ INTERCEPTIONS AND 5+ FORCED FUMBLES IN FIRST TWO NFL SEASONS, SINCE 2000

| Name | Position | INTs | FFs |
|--------------------------------------|-----------|----------|----------|
| Darius Leonard (IND, 2018-19) | LB | 7 | 6 |
| Marshall Lattimore (NO, 2017-18) | CB | 7 | 5 |
| Roy Williams (DAL, 2002-03) | S | 7 | 5 |

LEONARD'S REGULAR SEASON CAREER BEST GAMES

TACKLES

19, at Washington (9/16/18)
17, vs. Buffalo (10/21/18)
13, three times, last:
vs. Miami (11/10/19)

TACKLES FOR LOSS

5.0, at Philadelphia (9/23/18)
2.0, vs. Miami (11/10/19)
1.0, 12 times, last:
at Jacksonville (12/29/19)

SACKS

2.0, at Philadelphia (9/23/18)
2.0, vs. Tennessee (12/1/19)
1.0, eight times, last:
vs. Miami (11/10/19)

INTERCEPTIONS

2, at Tampa Bay (12/8/19)
1, five times,
at Jacksonville (12/29/19)



QUARTERBACK PHILIP RIVERS 6-5 - 228 POUNDS - NORTH CAROLINA STATE 17TH NFL SEASON

- Has played in 233 career games (229 starts) and has completed 5,017-of-7,745 passes (64.8 percent) for 60,498 yards with 401 touchdowns and 203 interceptions for a 94.9 passer rating. He has also registered 610 rushing yards and three touchdowns.
- Has started 229 consecutive regular season games, which is the longest active streak in the NFL and tied for the second-longest since 1970 (Brett Favre-297 and Bruce Matthews-229).
- In NFL history, he ranks in the top-10 in several categories, including attempts (seventh), completions (fifth), completion percentage (10th), passing yards (sixth), passing touchdowns (sixth), passer rating (10th), first down completions (fifth - 2,972), completions of 25 yards or more (fifth - 466) and 300-yard passing games (fourth - 71).
- His 58 games with three-or-more touchdown passes ranks seventh in NFL history.
- His 11 career 400-yard passing games ranks fifth in league history.
- Has eclipsed 4,500 passing yards in single season five times, which is tied for the fourth-most in NFL history. Additionally, his 11 4,000-yard passing seasons are tied for third in league history.
- His 126 career regular season victories as a starter ranks eighth in league history.
- During the 2014 season, recorded five-straight games with a passer rating of at least 120.0, becoming the first player in NFL history to do so in a single season.
- Is an eight-time Pro Bowl selection, four-time AFC Offensive Player of the Month and 10-time AFC Offensive Player of the Week.
- In 2013, he was named the NFL's Comeback Player of the Year.
- Was a Walter Payton Man of the Year finalist in 2011.
- Concluded his Chargers' tenure with more than 30 franchise records.

CONSECUTIVE 4,000-YARD SEASONS

Rivers has registered at least 4,000 passing yards in seven consecutive seasons, which is tied for the fourth-longest such streak in NFL history and is the second-longest active streak.

MOST CONSECUTIVE 4,000-YARD PASSING SEASONS, NFL HISTORY

| Rank | Player | Seasons |
|------|------------------|---------|
| 1. | Drew Brees | 12 |
| 2. | *Matt Ryan | 9 |
| 3. | Peyton Manning | 8 |
| 4t. | *Philip Rivers | 7 |
| 4t. | Matthew Stafford | 7 |

* Active streak

RIVERS' REGULAR SEASON CAREER BEST GAMES

COMPLETIONS

43, at Green Bay (10/18/15)
38, vs. Oakland (10/25/15)
36, two times,
last: at Jacksonville (9/13/20)

PASSING YARDS

503, at Green Bay (10/18/15)
455, at Seattle (9/26/10)
436, vs. Baltimore (9/20/09)

PASSING TOUCHDOWNS

4, nine times,
last: at Oakland (10/9/16)
3, 49 times,
last: at Jacksonville (12/8/19)

COMPLETION PERCENTAGE

96.6, vs. Arizona (11/25/18)
90.0, vs. Kansas City (11/1/12)
85.2, at Buffalo (9/16/18)

PASSER RATING

154.4, at Jacksonville (12/8/19)
151.4, at Denver (10/7/07)
150.5, vs. San Francisco (12/16/10)

RUSHING TOUCHDOWNS

1, at Denver (10/7/07)
1, vs. Miami (9/27/09)
1, at Denver (10/9/11)

RIVERS' CAREER HONORS

2018

Pro Bowl Selection (Eighth)
AFC Offensive Player of the Week (Week 12 vs. Arizona - 10th)
FedEx Air Player of the Week (Week 13 at Pittsburgh - 15th)
FedEx Air Player of the Week (Week 15 at Kansas City - 16th)

2017

Pro Bowl Selection (Seventh)
AFC Offensive Player of the Week (Week 12 at Dallas - Eighth)
FedEx Air Player of the Week (Week 12 at Dallas - 13th)
AFC Offensive Player of the Week (Week 17 vs. Oakland - Ninth)
FedEx Air Player of the Week (Week 17 vs. Oakland - 14th)

2016

Pro Bowl Selection (Sixth)
FedEx Air Player of the Week (Week 2 vs. Jacksonville - 12th)

2015

FedEx Air Player of the Week (Week 1 vs. Detroit - Ninth)
AFC Offensive Player of the Week (Week 4 vs. Cleveland - Seventh)
FedEx Air Player of the Week (Week 4 vs. Cleveland - 10th)
FedEx Air Player of the Week (Week 6 at Green Bay - 11th)

2014

AFC Offensive Player of the Month (September - Fourth)
FedEx Air Player of the Week (Week 2 vs. Seattle - Sixth)
FedEx Air Player of the Week (Week 4 vs. Jacksonville - Seventh)
AFC Offensive Player of the Week (Week 16 at San Francisco - Sixth)
FedEx Air Player of the Week (Week 16 at San Francisco - Eighth)

2013

Pro Bowl Selection (Fifth)
Associated Press Comeback Player of the Year
Professional Football Writers of America Comeback Player of the Year
AFC Offensive Player of the Week (Week 2 at Philadelphia - Fourth)
AFC Offensive Player of the Week (Week 4 vs. Dallas - Fifth)
FedEx Air Player of the Week (Week 12 at Kansas City - Fifth)

2011

Pro Bowl Selection (Fourth)
Chargers Walter Payton Man of the Year Nominee (NFL finalist)

2010

Pro Bowl Selection (Third)
AFC Offensive Player of the Month (October - Third)

2009

Pro Bowl Selection (Second)
AFC Offensive Player of the Month (December - Second)

2008

AFC Offensive Player of the Month (December - First)
FedEx Air Player of the Week (Week 3 vs. N.Y. Jets - Third)
FedEx Air Player of the Week (Week 6 vs. New England - Fourth)
AFC Offensive Player of the Week (Week 15 at Kansas City - Third)

2007

AFC Offensive Player of the Week (Week 5 at Denver - Second)
FedEx Air Player of the Week (Week 5 at Denver - Second)

2006

Pro Bowl Selection (First)
AFC Offensive Player of the Week (Week 6 at San Francisco - First)
FedEx Air Player of the Week (Week 6 at San Francisco - First)



RIVERS NOTES

RIVERS PRODUCING

In NFL history, **Rivers** ranks in the top-10 in several categories, including attempts (seventh), completions (fifth), completion percentage (10th), passing yards (sixth), passing touchdowns (sixth), passer rating (10th) and 300-yard passing games (fourth).

MOST PASS ATTEMPTS, NFL HISTORY

| Rank | Player | Attempts |
|------|----------------------|--------------|
| 1. | Drew Brees | 10,337 |
| 2. | Tom Brady | 10,184 |
| 3. | Brett Favre | 10,189 |
| 4. | Peyton Manning | 9,380 |
| 5. | Dan Marino | 8,358 |
| 6. | Eli Manning | 8,119 |
| 7. | Philip Rivers | 7,745 |

MOST PASS COMPLETIONS, NFL HISTORY

| Rank | Player | Completions |
|------|----------------------|--------------|
| 1. | Drew Brees | 6,992 |
| 2. | Tom Brady | 6,503 |
| 3. | Brett Favre | 6,300 |
| 4. | Peyton Manning | 6,125 |
| 5. | Philip Rivers | 5,017 |

HIGHEST COMPLETION PERCENTAGE, NFL HISTORY

| Rank | Player | Completion % |
|------|----------------------|--------------|
| 1. | Drew Brees | 67.6 |
| 2. | Kirk Cousins | 66.8 |
| 3. | Chad Pennington | 66.0 |
| 4. | Dak Prescott | 66.0 |
| 5. | Kurt Warner | 65.5 |
| 6. | Matt Ryan | 65.4 |
| 7. | Peyton Manning | 65.3 |
| 8. | Tony Romo | 65.3 |
| 9. | Russell Wilson | 64.9 |
| 10. | Philip Rivers | 64.8 |

MOST PASSING YARDS, NFL HISTORY

| Rank | Player | Yards |
|------|----------------------|---------------|
| 1. | Drew Brees | 78,747 |
| 2. | Tom Brady | 75,946 |
| 3. | Peyton Manning | 71,940 |
| 4. | Brett Favre | 71,838 |
| 5. | Dan Marino | 61,361 |
| 6. | Philip Rivers | 60,498 |

MOST PASSING TOUCHDOWNS, NFL HISTORY

| Rank | Player | TDs |
|------|----------------------|------------|
| 1. | Drew Brees | 556 |
| 2. | Tom Brady | 553 |
| 3. | Peyton Manning | 539 |
| 4. | Brett Favre | 508 |
| 5. | Dan Marino | 420 |
| 6. | Philip Rivers | 401 |

HIGHEST PASSER RATING, NFL HISTORY

| Rank | Player | Passer Rating |
|------|----------------------|---------------|
| 1. | Aaron Rodgers | 103.0 |
| 2. | Russell Wilson | 102.4 |
| 3. | Drew Brees | 98.4 |
| 4. | Dak Prescott | 97.3 |
| 5. | Tony Romo | 97.1 |
| 6. | Tom Brady | 97.0 |
| 7. | Steve Young | 96.8 |
| 8. | Peyton Manning | 96.5 |
| 9. | Kirk Cousins | 96.4 |
| 10. | Philip Rivers | 94.9 |

MOST 300-YARD PASSING GAMES, NFL HISTORY

| Rank | Player | Games |
|------|----------------------|-----------|
| 1. | Drew Brees | 122 |
| 2t. | Peyton Manning | 93 |
| 2t. | Tom Brady | 93 |
| 4. | Philip Rivers | 71 |
| 5. | Matt Ryan | 65 |

GAMES WITH THREE-OR-MORE TO PASSES

Rivers has compiled 58 career games with three-or-more touchdown passes, which ranks seventh in NFL history.

MOST GAMES WITH THREE-OR-MORE TOUCHDOWN PASSES, NFL HISTORY

| Rank | Player | Games |
|------|----------------------|-----------|
| 1. | Drew Brees | 94 |
| 2. | Peyton Manning | 93 |
| 3. | Tom Brady | 88 |
| 4. | Brett Favre | 72 |
| 5. | Aaron Rodgers | 66 |
| 6. | Dan Marino | 62 |
| 7. | Philip Rivers | 58 |

4,000+ YARD PASSING SEASONS

Rivers has eclipsed 4,500 passing yards in a single season five times, which is tied for the fourth-most in NFL history. Additionally, his 11 4,000-yard passing seasons are tied for third in league history.

MOST 4,500-YARD PASSING SEASONS, NFL HISTORY

| Rank | Player | Seasons |
|------|----------------------|----------|
| 1. | Drew Brees | 8 |
| 2t. | Peyton Manning | 6 |
| 2t. | Matt Ryan | 6 |
| 4t. | Philip Rivers | 5 |
| 4t. | Tom Brady | 5 |

MOST 4,000-YARD PASSING SEASONS, NFL HISTORY

| Rank | Player | Seasons |
|------|----------------------|-----------|
| 1. | Peyton Manning | 14 |
| 2. | Drew Brees | 12 |
| 3t. | Philip Rivers | 11 |
| 3t. | Tom Brady | 11 |
| 5. | Matt Ryan | 9 |


COACHING STAFF



MATT EBERFLUS

DEFENSIVE COORDINATOR

JOINED COLTS: 2018
COACHING EXP: 29th year
COLLEGE: Toledo
HOMETOWN: Toledo, Ohio

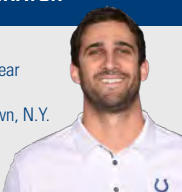


- Enters his third season as defensive coordinator for the Colts. Has 28 years of coaching experience, including 11 seasons in the NFL.
- The Colts have finished in the top-10 in run defense in back-to-back seasons (2018-19) for the first since 1976-77. In 2019, Indianapolis also finished in the top-10 in interceptions (seventh) and takeaways (tied-10th).
- As linebackers coach for the Cowboys, Dallas boasted one of the league's best rushing defenses from 2016-17, including No. 1 overall in 2016.
- Prior to Dallas, he spent two seasons as the linebackers coach for the Cleveland Browns. In 2010, his unit had four of its starters finish in the top 10 on the team in tackles.
- Preceding his NFL coaching career, he spent eight seasons (2001-08) at Missouri and spent nine years (1992-2000) at his alma mater, Toledo.
- Was a four-year letterman and a three-year starting linebacker at Toledo.

NICK SIRIANNI

OFFENSIVE COORDINATOR

JOINED COLTS: 2018
COACHING EXP: 17th year
COLLEGE: Mount Union
HOMETOWN: Jamestown, N.Y.



- Is in his third season as offensive coordinator for the Colts and has 16 years of coaching experience. Spent the 2013-17 seasons with the Chargers as wide receivers coach, quarterbacks coach and quality control-offense.
- In 2019, the Colts recorded a top-10 rushing attack for the first time since 2001 as Marlon Mack became the first Indianapolis running back to top 1,000 yards since 2016. In 2018, assisted the Colts offense in ranking fifth in the NFL in scoring (27.1 ppg.), sixth in passing (278.8 ypg.) and seventh in net offense (386.2 ypg.).
- In 2017, he assisted the Chargers with the league's No. 1 passing attack and the No. 4 overall offensive unit.
- His NFL coaching career started with the Kansas City Chiefs where he served as wide receivers coach and offensive quality control coach. In


2010, he helped quarterback Matt Cassel achieve All-Pro honors.

- Prior to the NFL, he played and coached at his alma mater, Mount Union and coached at Indiana University of Pennsylvania.

BUBBA VENTRONE

SPECIAL TEAMS COORDINATOR

JOINED COLTS: 2018
COACHING EXP: 6th year
COLLEGE: Villanova
HOMETOWN: Pittsburgh, Pa.




- Enters his third season with the Colts after serving as the assistant special teams coach with the New England Patriots for three seasons (2015-17). He has 15 years of NFL experience as a player and coach.
- In 2019, the Colts led the NFL and set a single-season franchise record for punt return average (17.4). In 2018, Indianapolis ranked first in the NFL in punt return average allowed (4.4).
- In 2017, New England ranked third in the NFL in kickoff return average allowed (18.9) and fourth in punt return average allowed (4.6).
- Won Super Bowl LI with the Patriots following the 2016 season.
- Prior to coaching, spent 10 years in the NFL as a player with the 49ers, Browns, Patriots and the New York Jets. Played in 97 career games and totaled 13 tackles, one forced fumble, two fumble recoveries and 57 special teams stops. Was named a Pro Bowl alternate in 2011.
- Was a three-time Atlantic 10 All-Academic Team honoree at Villanova.

KLAYTON ADAMS

ASSISTANT OFFENSIVE LINE

JOINED COLTS: 2019
COACHING EXP: 16th year
COLLEGE: Boise State
HOMETOWN: Sacramento, Ca.



- Is in his second season with the Colts as assistant offensive line coach. Has 15 years of coaching experience, including 14 at the collegiate level with Colorado, San Jose State, Sacramento State, Western Washington and his alma mater, Boise State.
- In 2019, assisted Quenton Nelson and Ryan Kelly in earning Pro Bowl honors marking the first time the Colts had two different offensive linemen in the Pro Bowl dating back to 2006.
- From 2016-17, coached an offensive line that assisted running back Phillip Lindsay in becoming the first player in Colorado history to register 1,000 rushing yards in back-to-back seasons.
- Coached two-time John Mackey Award watch list member Ryan Otten to

Honorable Mention All-America recognition at San Jose State.

- Lettered twice at center on Boise State's 2003 and 2004 WAC championship teams that had a combined 24-2 record.




COACHING STAFF



BRIAN BAKER

DEFENSIVE LINE

JOINED COLTS: 2020
COACHING EXP: 37th year
COLLEGE: Maryland
HOMETOWN: Baltimore, Md.




- Joins the Colts in his first season as defensive line coach. Has 36 years of coaching experience, including 19 seasons at the NFL level.
- Served as the associate head coach/defensive line coach at Alabama (2019) following three seasons as the defensive line coach at Mississippi State (2016-18) and one year as an assistant at Covenant Christian Academy (2015).
- Has coached eight Pro Bowlers in 19 NFL seasons as an assistant coach with Washington (2014), Cleveland (2013), Dallas (2011-12), Carolina (2009-2010), St. Louis (2006-08), Minnesota (2001-05), Detroit (1997-2000) and San Diego (1996).
- Has additional collegiate experience at Georgia Tech (1987-95), Army (1986) and his alma mater, Maryland (1984-85).

- Played outside linebacker at Maryland from 1980-83 and helped the Terps win the ACC championship in 1983.

DAVE BORGONZI

LINEBACKERS

JOINED COLTS: 2018
COACHING EXP: 15th year
COLLEGE: Amherst
HOMETOWN: Everett, Mass.




- Is in his third season with the Colts as linebackers coach. Has 14 years of coaching experience, including seven seasons with the Tampa Bay Buccaneers and Dallas Cowboys.
- Coached Darius Leonard, who has earned Associated Press All-Pro honors in back-to-back seasons (2018-19). In 2018, Leonard led the NFL in tackles (163) in addition to being voted the NFL Defensive Rookie of the Year.
- Helped with a 2016 Buccaneers defense that forced 29 takeaways, the third-highest mark in the league, including 17 interceptions, tied for the fourth-most in the NFL.
- Worked on the defensive side of the ball for Dallas in his first two years before moving to offense in 2013 and assisting the unit to a fifth place finish in the league in total points scored.

- Before coaching in the NFL, spent five years coaching at the collegiate level at Harvard and Syracuse.

TYLER BOYLES

ASSISTANT TO THE HEAD COACH

JOINED COLTS: 2020
COACHING EXP: 8th year
COLLEGE: Shawnee State/
Eastern Kentucky/Middle
Tennessee State
HOMETOWN: Raceland, Ky.



- Enters his first season with the Colts as assistant to the head coach, following seven seasons coaching in the collegiate ranks.
- Spent the last five years at Middle Tennessee State as the school's offensive quality control coach (2017-19) and graduate assistant (2015-16).
- Served as the quarterbacks coach and director of football operations at LaGrange College in 2014 and began his coaching career in 2013 as an offense/football operations intern at Eastern Kentucky.
- Played guard on the Shawnee State basketball team and was voted team captain for two years. He received the 2013 Mid-South Conference Champions of Character award and was a three-time Academic All-Conference choice.
- Graduated from Shawnee State with a bachelor's degree in mathematical

science. Also earned master's degrees from Eastern Kentucky and Middle Tennessee State.

- He and his wife, Bethany, have one daughter, Emma.

MARCUS BRADY

QUARTERBACKS

JOINED COLTS: 2018
COACHING EXP: 12th year
COLLEGE: Cal State Northridge
HOMETOWN: San Diego, Ca.



- Enters his third season with the Colts and his second as quarterbacks coach. Joined the Colts in 2018 as assistant quarterbacks coach after spending 16 years in the Canadian Football League as a coach and player.
- In 2018, the Colts ranked sixth in the NFL in net passing yards per game (278.8) and second in passing touchdowns (39). Andrew Luck was named to the Pro Bowl and was the NFL Comeback Player of the Year.
- Won three Grey Cups (2009, 2010 and 2017) during his CFL career.
- Was offensive coordinator for the Toronto Argonauts from 2013-17. In 2017, the Argonauts won their first Grey Cup since the 2012 season.
- Began his coaching career with the Montreal Alouettes where he spent time as offensive coordinator/quarterbacks coach and receivers coach.
- Prior to coaching, played for seven years in the CFL with Montreal, Hamilton and Toronto and threw for 3,321 yards.

- Was Cal State Northridge's all-time leader in passing yards and touchdowns.




COACHING STAFF



ZANE FAKES

ASSISTANT STRENGTH AND CONDITIONING

JOINED COLTS: 2018
COACHING EXP: 3rd year
COLLEGE: Ball State
HOMETOWN: Plainfield, Ind.

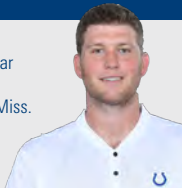


- Enters his third season with the Colts and his second as the club's assistant strength and conditioning coach. He assists with all aspects of sports performance and the strength and conditioning program.
- Before Indianapolis, served as a strength and conditioning graduate assistant at his alma mater, Ball State, from 2015-17.
- Played tight end for five years (2009-2013) at Ball State and totaled 130 receptions for 1,185 yards and nine touchdowns. Earned First Team All-MAC twice (2012, 2013) and Capital One First Team Academic All-America honors in 2013.
- Graduated from Ball State with a degree in exercise science and a master's in sport administration. Is CSCS, USAW and FMS certified.

PARKS FRAZIER

OFFENSIVE QUALITY CONTROL

JOINED COLTS: 2018
COACHING EXP: 6th year
COLLEGE: Murray State
HOMETOWN: Corinth, Miss.




- Enters his third season with the Colts and his first as offensive quality control coach. He spent his first two years as assistant to the head coach, providing assistance to Frank Reich by preparing the weekly practice plan, call sheets, scripts and assisting with the scout team.
- Served two seasons (2016-17) as an offensive graduate assistant at Arkansas State and helped lead the team to an 8-5 record and a Cure Bowl win in his first season.
- Spent 2015 at Middle Tennessee State as a quality control coach and the spring of 2015 at Samford as their defensive quality control coach.
- Played three seasons (2012-14) at Murray State following one season at Northeast Mississippi Community College.

JONATHAN GANNON

DEFENSIVE BACKS/CORNERBACKS

JOINED COLTS: 2018
COACHING EXP: 14th year
COLLEGE: Louisville
HOMETOWN: Cleveland, Ohio




- Is in his third season with the Colts after spending the 2014-17 seasons with the Vikings as assistant defensive backs/quality control coach. He has 13 years of coaching experience, including nine seasons in the NFL.
- In 2019, the Colts defense ranked in the top-10 in interceptions (15, seventh) and takeaways (23, tied-10th). In his first season with the team, the defense totaled 15 interceptions and allowed an average of 237.8 passing yards per game.
- Helped Minnesota climb the defensive rankings each season (2014-17), including finishing as a top-three unit in each of his last two years. In 2017, the Vikings finished with the No. 1 overall defense in the NFL.
- Minnesota won NFC North titles in 2015 and 2017 and he coached Harrison Smith (three) and Xavier Rhodes (two) to a combined five Pro Bowls.

- Prior to Minnesota, he spent two seasons with the Titans, three years as a scout with the Rams and earned his start in the NFL with the Falcons in 2007. He also served as a graduate assistant at his alma mater, Louisville where he played collegiately.

MIKE GROH

WIDE RECEIVERS

JOINED COLTS: 2020
COACHING EXP: 21st year
COLLEGE: Virginia
HOMETOWN: Charlottesville, Va.



- Joins the Colts in his first season as wide receivers coach. Has 20 years of coaching experience, including the last three years with Philadelphia as offensive coordinator (2018-19) and wide receivers coach (2017).
- Has additional NFL experience with the Los Angeles Rams (2016), Chicago Bears (2013-15) and New York Jets (2000) where he began his NFL coaching career.
- Spent 12 seasons in the collegiate coaching ranks with Alabama (2009, 2011-12), Louisville (2010) and Virginia (2001-08).
- Was a two-year starting quarterback at Virginia from 1994-95 and played in the World League with the Rhein Fire in 1997.



COACHING STAFF



RICHARD HOWELL

HEAD STRENGTH AND CONDITIONING

JOINED COLTS: 2000
COACHING EXP: 27th year
COLLEGE: Davidson
HOMETOWN: Bladenboro, N.C.




- Is in his 21st season on the Colts strength staff and his third as head strength and conditioning coach.
- Also assisted in coordinating player development programs, one of which was honored by the NFL in 2009 as the league's Outstanding Financial Education Program.
- Previously served as a graduate assistant at the University of North Carolina and was the head strength and conditioning coach for the Barcelona Dragons of NFL Europe in 1999.
- Started his coaching career as an assistant coach at his alma mater, Davidson, from 1994-98 and spent the summer of 1997 as an intern in the Carolina Panthers scouting department.

JERROD JOHNSON

OFFENSIVE QUALITY CONTROL

JOINED COLTS: 2019
COACHING EXP: 2nd year
COLLEGE: Texas A&M
HOMETOWN: Humble, Texas




- Collegiately, played in 37 career games at Texas A&M from 2006-2010 and completed 650-of-1,109 passes for 8,011 yards with 67 touchdowns. Is the program's all-time leader in attempts, completions, passing yards and passing touchdowns.

RUSTY JONES

DIRECTOR OF SPORTS PERFORMANCE

JOINED COLTS: 2018
COACHING EXP: 33rd year
COLLEGE: Springfield College
HOMETOWN: Berwick, Maine




- Is in his third season with the Colts as director of sports performance. Has 30 years of NFL experience with the Colts (2018-19), Bears (2005-2012) and Bills (1985-2004).
- Was named the recipient of the 2016 NFL Strength and Conditioning Lifetime Achievement award.
- Was named the 2006 National Professional Strength and Conditioning Coach of the Year by the Professional Football Strength and Conditioning Coaches Society in February of 2007.
- One of the most well-respected strength, conditioning and nutrition experts in the business. His philosophy focuses on specific nutritional and workout programs for each player to maximize performance and maintain health.

DOUG MCKENNEY

ASSISTANT STRENGTH AND CONDITIONING

JOINED COLTS: 2018
COACHING EXP: 36th year
COLLEGE: Springfield College/
 Mississippi State
HOMETOWN: Dover, N.H.



- Is in his third season as assistant strength and conditioning coach with the Colts. He has over 30 years of coaching experience in the NHL with the Buffalo Sabres, Hartford Whalers and Pittsburgh Penguins.
- Was named the first full-time head strength & conditioning coach in the NHL when he joined the Penguins in 1985.
- Served as a founding coach/sports performance specialist – strength & conditioning coach at CoachMePlus. He worked with sports performance programs across professional leagues to discuss programs and offer advice.
- In July of 1995, was named the first-ever head strength & conditioning coach of the Sabres and held that position until 2015.
- Earned a master's degree from Mississippi State and a bachelor's from Springfield College.




COACHING STAFF



JASON MICHAEL

TIGHT ENDS

JOINED COLTS: 2019
COACHING EXP: 18th year
COLLEGE: Western Kentucky
HOMETOWN: Louisa, Ken.



- Enters his second season as the Colts tight ends coach and has 17 years of coaching experience, including 14 seasons in the NFL.
- In 2019, guided Jack Doyle to his second career Pro Bowl selection after he logged 448 yards and four touchdowns.
- Served as the tight ends coach for Arizona in 2018 following four seasons with the Titans (2014-17). Also has NFL coaching experience with San Diego (2011-13), San Francisco (2009-2010), the New York Jets (2006-07) and Oakland (2005).
- Was the tight ends coach at the University of Tennessee (2008) and was a graduate assistant at the school from 2003-04.
- Began his college career at Army before transferring to Western Kentucky where he led the Hilltoppers to the NCAA I-AA Championship in 2002.

DAVID OVERSTREET II

DEFENSIVE QUALITY CONTROL

JOINED COLTS: 2018
COACHING EXP: 6th year
COLLEGE: Missouri
HOMETOWN: Dallas, Texas



- Is in his third season with the Colts as defensive quality control coach. Has three years of coaching experience at the collegiate level at Holmes Miss.) Community College and Garden City (Kan.) Community College.
- The Colts defense ranked in the top-10 against the run in 2018 and 2019, which marked the first time the team had consecutive top-10 finishes dating back to 1976-77.
- In 2017, Garden City registered an 8-4 overall record and made an appearance in the CHAMPS Heart of Texas Bowl. They ranked sixth in the NJCAA with 18 interceptions.
- In 2016, the Bronxbusters registered a perfect 11-0 record and won the NJCAA Football Championship Game in the El Toro Bowl.
- Prior to coaching, he was a four-year starter at Missouri where he played

both free and strong safety from 2002-2006. Earned First Team All-Big 12 recognition in 2006.

KEVIN PATULLO

PASS GAME SPECIALIST

JOINED COLTS: 2018
COACHING EXP: 16th year
COLLEGE: South Florida
HOMETOWN: Hillsborough, N.J.



- Enters his third season with the Colts and his first as pass game specialist. Spent his first two years with the Colts as wide receivers coach. He has 15 years of coaching experience, including 10 seasons in the NFL.
- The 2018 Colts wide receivers finished with 225 receptions for 2,763 yards and 15 touchdowns. T.Y. Hilton led the team with 76 catches for 1,270 yards and six touchdowns.
- In 2017, he served as a senior analyst for the Texas A&M football program.
- Was the quarterbacks coach for the New York Jets and in 2015, coached quarterback Ryan Fitzpatrick who threw for 3,905 yards and 31 touchdowns as the Jets finished with a 10-6 record.
- Following one season with the Titans, spent three years with the Bills as offensive quality control coach before serving as the wide receivers coach.


His NFL coaching debut came with Kansas City as the offensive assistant/quality control coach and wide receivers coach.

- Has collegiate coaching experience with Arizona and his alma mater, South Florida.

RYAN PODELL

SPORTS SCIENCE/CONDITIONING

JOINED COLTS: 2017
COACHING EXP: 15th year
COLLEGE: Ball State
HOMETOWN: Crawfordsville, Ind.



- Enters his fourth season as the team's sports science/conditioning coach.
- Prior to joining the Colts, he was a sports scientist with the Portland Trail Blazers for two seasons where he was responsible for collecting and managing all training information and data to create more efficient ways to develop players.
- Spent six seasons with the Philadelphia Flyers where he helped lead numerous health and performance initiatives.
- Began his pro career as an intern with the Colts in 2009 and worked with Notre Dame and at Cooper Speed and Strength in Tampa, Fla.
- Earned his bachelor's degree in exercise science and his master's in sports performance from Ball State, where he served as a graduate assistant.



COACHING STAFF



MATT RAICH

**SPECIAL DEFENSIVE ASSISTANT/
ASSISTANT DEFENSIVE LINE**

JOINED COLTS: 2019
COACHING EXP: 25th year
COLLEGE: Westminster College
HOMETOWN: Monaca, Pa.




- Enters his first season with the Colts as special defensive assistant/ assistant defensive line coach. Has over 20 years of coaching experience and was most recently with the St. Louis BattleHawks of the XFL.
- Has 16 years of previous NFL experience with Cincinnati (2018), Detroit (2014-17), Arizona (2007-2012) and Pittsburgh (2002-06).
- From 2014-17, the Lions defense ranked in the top-10 in the NFL in yards per game allowed, rushing yards per game allowed and games holding opponents to 20 points or less.
- Served as an offensive assistant with the Steelers and was a member of Pittsburgh's Super Bowl XL championship team.
- Has 10 years of collegiate coaching experience at Westminster College (1993-94), Robert Morris (1996-98, 2000-02), Glenville State (1999) and Duquesne (2013).

TOM RATHMAN

RUNNING BACKS

JOINED COLTS: 2018
COACHING EXP: 24th year
COLLEGE: Nebraska
HOMETOWN: Grand Island, Neb.



- Is in his third season as running backs coach for the Colts and has 30 years of NFL experience as a coach and player.
- In 2019, helped the Colts register a top-10 rushing attack for the first time since 2001 as Marlon Mack became the first Colts player to register a 1,000-yard rushing season since 2016.
- Coached 14 seasons with the 49ers and the rushing offense finished in the top-10 in the NFL in 10 of his 14 years, including No. 1 in 1998 and 1999.
- Helped guide three different running backs (Charlie Garner, Frank Gore and Garrison Hearst) to 10 1,000-yard seasons and seven Pro Bowl selections.
- Was the running backs coach with the Raiders (2007-08) and Lions (2003-05) after his first stint with the 49ers. With Detroit, coached Kevin Jones

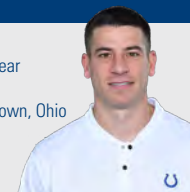
(1,133 yards) to the team's best rookie season since Barry Sanders in 1989.

- Played in 131 career NFL games (49ers and Raiders) and totaled 544 carries for 2,020 yards and 26 touchdowns along with two Super Bowl victories.

FRANK ROSS

ASSISTANT SPECIAL TEAMS

JOINED COLTS: 2018
COACHING EXP: 5th year
COLLEGE: John Carroll
HOMETOWN: Youngstown, Ohio



- Enters his third season with the Colts after spending three seasons (2015-17) as a scout with the New England Patriots.
- In 2019, the Colts led the NFL and set a single-season franchise record for punt return average (17.4) in addition to finishing eighth in punt return average (5.9) allowed.
- Has five years of NFL experience in player personnel with the Patriots (2011-12, 2015-17) and won Super Bowl LI with the team.
- Served two seasons on the coaching staff at his alma mater, John Carroll, and coached the Blue Streaks quarterbacks in 2013 before being promoted to special teams coordinator/running backs coach in 2014.
- Helped John Carroll finish in the top five nationally in 2014.
- Was a two-time captain and three-time All-Conference selection at wide

receiver for the Blue Streaks. Finished his career with school receiving records for catches in a single game, season and career.

CHRIS STRAUSSER

OFFENSIVE LINE

JOINED COLTS: 2019
COACHING EXP: 32nd year
COLLEGE: Chico State
HOMETOWN: Cleveland, Ohio



- Enters his second season with the Colts as the team's offensive line coach. Has 31 years of coaching experience, including 28 years at the collegiate level.
- In 2019, the Colts tied for the ninth-fewest sacks allowed in the league. Quenton Nelson was selected as a First Team Associated Press All-Pro and was selected to the Pro Bowl along with teammate Ryan Kelly.
- Spent two seasons working with Denver's offensive line and guided a unit that tied for the 10th fewest sacks allowed in the NFL (34.0) in 2018.
- Prior to Denver, coached the offensive line at the collegiate level for 19 seasons and was the associate head coach/offensive line coach at Washington from 2014-16.
- Spent 12 years at Boise State coaching in a variety of roles. He also spent

a combined 16 seasons at Washington (2014-16), Colorado (2006), Portland State (1993-94, 2000), Foothill College (1997-99), San Jose State (1995-96), Sonoma State (1992), Oregon State (1990-91) and Menlo College (1989).





ALAN WILLIAMS

DEFENSIVE BACKS/SAFETIES

JOINED COLTS: 2018

COACHING EXP: 29th year

COLLEGE: William & Mary

HOMETOWN: Norfolk, Va.



- Enters his third season as the Colts defensive backs/safeties coach after spending four seasons (2014-17) as the defensive backs/safeties coach with the Detroit Lions. He has 28 years of coaching experience, including 19 seasons in the NFL.
- In 2019, the Colts defense ranked in the top-10 in interceptions (15, seventh) and takeaways (23, tied-10th).
- In 2017, the Lions posted the fourth-most interceptions in the NFL (19) while tying for the league lead in interceptions returned for touchdowns.
- As the defensive coordinator for the Vikings from 2012-13, Minnesota was tied for seventh in sacks (85.0) and ninth in tackles for loss (91.0).
- Spent a decade coaching the Colts secondary (2002-2011) and was part of a franchise that earned nine-consecutive playoff berths, culminating in a Super Bowl XLI championship.
- Began his NFL coaching career with Tampa Bay under Tony Dungy in 2001.



ROSTER/DEPTH CHART



(As of October 13, 2020)

OFFENSE

| | | | |
|-----------|---------------------------|-------------------------|-------------------|
| WR | 13 T.Y. Hilton | 85 <u>Dezmon Patmon</u> | |
| LT | 74 Anthony Castonzo | 75 Chaz Green | |
| LG | 56 Quenton Nelson | | |
| C | 78 Ryan Kelly | 63 <u>Danny Pinter</u> | |
| RG | 64 Mark Glowinski | | |
| RT | 72 Braden Smith | 62 Le'Raven Clark | |
| TE | 84 Jack Doyle | 80 Trey Burton | |
| TE | 81 Mo Alie-Cox | 86 <u>Noah Togiai</u> | |
| WR | 14 Zach Pascal | | |
| WR | 10 Daurice Fountain | 16 Ashton Dulin | |
| QB | 17 Philip Rivers | 7 Jacoby Brissett | 9 Jacob Eason |
| RB | 28 <u>Jonathan Taylor</u> | 21 Nyheim Hines | 20 Jordan Wilkins |

DEFENSE

| | | | |
|------------|---------------------------|--------------------------|---------------------------|
| DE | 50 Justin Houston | 52 Ben Banogu | 95 <u>Ron'Dell Carter</u> |
| DT | 99 DeForest Buckner | 94 Tyquan Lewis | |
| NT | 90 Grover Stewart | 76 Taylor Stallworth | 79 Eli Ankou |
| DE | 96 Denico Autry | 97 Al-Quadin Muhammad | |
| WLB | 53 Darius Leonard | 59 <u>Jordan Glasgow</u> | |
| MLB | 54 Anthony Walker | 44 Zaire Franklin | |
| SAM | 58 Bobby Okereke | 45 E.J. Speed | |
| CB | 26 Rock Ya-Sin | 38 T.J. Carrie | |
| FS | 32 <u>Julian Blackmon</u> | 30 George Odum | |
| SS | 37 Khari Willis | 31 Tavon Wilson | 33 Ibraheim Campbell |
| NB | 23 Kenny Moore II | 34 <u>Isaiah Rodgers</u> | |
| CB | 27 Xavier Rhodes | 35 Tremon Smith | |

SPECIALISTS

| | | |
|-----------|------------------------------|--------------------------|
| P | 8 Rigoberto Sanchez | |
| PK | 3 <u>Rodrigo Blankenship</u> | |
| H | 8 Rigoberto Sanchez | |
| LS | 46 Luke Rhodes | |
| KR | 34 <u>Isaiah Rodgers</u> | 16 Ashton Dulin |
| PR | 21 Nyheim Hines | 34 <u>Isaiah Rodgers</u> |

PRONUNCIATION GUIDE

| | | | |
|-------------------------|----------------|--------------------------|-----------------|
| Eli Ankou | EE-lee ANN-koo | Al-Quadin Muhammad | al-KWUH-deen |
| Denico Autry | duh-NEE-co | Bobby Okereke | oh-kuh-REE-kee |
| Ben Banogu | BANN-uh-goo | Rigoberto Sanchez | REE-go-BEAR-toe |
| Jacoby Brissett | Bris-SET | Tremon Smith | tray-mon |
| DeForest Buckner | duh-FORE-ist | Noah Togiai | Tong-EE-eye |
| Ibraheim Campbell | EE-brah-heem | Khari Willis | CARR-ee |
| Zaire Franklin | ZI-ear | Tavon Wilson | TAY-von |
| Nyheim Hines | NYE-heem | Rock Ya-Sin | ya-SEEN |



ROSTER/POSITIONAL



QUARTERBACKS (3)

| NO. | NAME | POS. | HT. | WT. | AGE | EXP. | COLLEGE | HOMETOWN | HOW ACQ. |
|-----|------------------|------|-----|-----|-----|------|----------------------|---------------------|--------------|
| 7 | Brissett, Jacoby | QB | 6-4 | 238 | 27 | 5 | North Carolina State | West Palm Beach, FL | T-17 (NE) |
| 9 | Eason, Jacob | QB | 6-6 | 231 | 22 | R | Washington | Lake Stevens, WA | D4-20 |
| 17 | Rivers, Philip | QB | 6-5 | 228 | 38 | 17 | North Carolina State | Decatur, AL | UFA-20 (LAC) |

RUNNING BACKS (3)

| NO. | NAME | POS. | HT. | WT. | AGE | EXP. | COLLEGE | HOMETOWN | HOW ACQ. |
|-----|------------------|------|------|-----|-----|------|----------------------|-------------|----------|
| 20 | Wilkins, Jordan | RB | 6-1 | 216 | 26 | 3 | Mississippi | Cordova, TN | D5-18 |
| 21 | Hines, Nyheim | RB | 5-9 | 196 | 23 | 3 | North Carolina State | Gamer, NC | D4-18 |
| 28 | Taylor, Jonathan | RB | 5-10 | 226 | 21 | R | Wisconsin | Salem, NJ | D2-20 |

WIDE RECEIVERS (5)

| NO. | NAME | POS. | HT. | WT. | AGE | EXP. | COLLEGE | HOMETOWN | HOW ACQ. |
|-----|-------------------|------|------|-----|-----|------|-----------------------|--------------------|------------|
| 10 | Fountain, Daurice | WR | 6-2 | 210 | 24 | 3 | Northern Iowa | Madison, WI | D5-18 |
| 13 | Hilton, T.Y. | WR | 5-10 | 183 | 30 | 9 | Florida International | Miami, FL | D3-12 |
| 14 | Pascal, Zach | WR | 6-2 | 214 | 25 | 3 | Old Dominion | Upper Marlboro, MD | W-18 (TEN) |
| 16 | Dulin, Ashton | WR | 6-1 | 215 | 23 | 2 | Malone | Reynoldsburg, OH | FA-19 |
| 85 | Patmon, Dezmon | WR | 6-4 | 225 | 22 | R | Washington State | San Diego, CA | D6-20 |

TIGHT ENDS (4)

| NO. | NAME | POS. | HT. | WT. | AGE | EXP. | COLLEGE | HOMETOWN | HOW ACQ. |
|-----|--------------|------|-----|-----|-----|------|-----------------------|----------------------|------------|
| 80 | Burton, Trey | TE | 6-2 | 238 | 28 | 7 | Florida | Venice, FL | FA-20 |
| 81 | Alie-Cox, Mo | TE | 6-5 | 267 | 27 | 3 | Virginia Commonwealth | Middleburg, VA | FA-17 |
| 84 | Doyle, Jack | TE | 6-6 | 262 | 30 | 8 | Western Kentucky | Indianapolis, IN | W-13 (TEN) |
| 86 | Togiai, Noah | TE | 6-4 | 244 | 23 | R | Oregon State | West Valley City, UT | W-20 (PHI) |

OFFENSIVE LINE (8)

| NO. | NAME | POS. | HT. | WT. | AGE | EXP. | COLLEGE | HOMETOWN | HOW ACQ. |
|-----|-------------------|------|-----|-----|-----|------|----------------|--------------------|------------|
| 56 | Nelson, Quenton | G/C | 6-5 | 330 | 24 | 3 | Notre Dame | Holmdel, NJ | D1-18 |
| 62 | Clark, Le'Flaven | T | 6-5 | 311 | 27 | 5 | Texas Tech | Bryan, TX | D3-16 |
| 63 | Pinter, Danny | G | 6-4 | 306 | 24 | R | Ball State | South Bend, IN | D5-20 |
| 64 | Glowinski, Mark | G | 6-4 | 310 | 28 | 6 | West Virginia | Wilkes-Barre, PA | W-17 (SEA) |
| 72 | Smith, Braden | T/G | 6-6 | 315 | 24 | 3 | Auburn | Olathe, KS | D2-18 |
| 74 | Castonzo, Anthony | T | 6-7 | 307 | 32 | 10 | Boston College | Hawthorn Woods, IL | D1-11 |
| 75 | Green, Chaz | T | 6-5 | 318 | 28 | 4 | Florida | Tampa, FL | FA-20 |
| 78 | Kelly, Ryan | C | 6-4 | 307 | 27 | 5 | Alabama | West Chester, OH | D1-16 |

LINEBACKERS (6)

| NO. | NAME | POS. | HT. | WT. | AGE | EXP. | COLLEGE | HOMETOWN | HOW ACQ. |
|-----|-----------------|------|-----|-----|-----|------|----------------------|------------------|----------|
| 44 | Franklin, Zaire | LB | 6-0 | 235 | 24 | 3 | Syracuse | Philadelphia, PA | D7-18 |
| 45 | Speed, E.J. | LB | 6-3 | 224 | 25 | 2 | Tarleton State | Fort Worth, TX | D5-19 |
| 53 | Leonard, Darius | LB | 6-2 | 230 | 25 | 3 | South Carolina State | Lake View, SC | D2-18 |
| 54 | Walker, Anthony | LB | 6-1 | 230 | 25 | 4 | Northwestern | Miami, FL | D5-17 |
| 58 | Okereke, Bobby | LB | 6-1 | 235 | 24 | 2 | Stanford | Santa Ana, CA | D3-19 |
| 59 | Glasgow, Jordan | LB | 6-1 | 226 | 24 | R | Michigan | Aurora, IL | D6-20 |

DEFENSIVE BACKS (11)

| NO. | NAME | POS. | HT. | WT. | AGE | EXP. | COLLEGE | HOMETOWN | HOW ACQ. |
|-----|--------------------|------|------|-----|-----|------|------------------|------------------|-----------|
| 23 | Moore II, Kenny | CB | 5-9 | 190 | 25 | 4 | Valdosta State | Valdosta, GA | W-17 (NE) |
| 26 | Ya-Sin, Rock | CB | 6-0 | 190 | 24 | 2 | Temple | Decatur, GA | D2-19 |
| 27 | Rhodes, Xavier | CB | 6-1 | 218 | 30 | 8 | Florida State | Miami, FL | FA-20 |
| 30 | Odum, George | S | 6-1 | 202 | 26 | 3 | Central Arkansas | Millington, TN | FA-18 |
| 31 | Wilson, Tavon | S | 6-0 | 208 | 30 | 9 | Illinois | Washington, DC | FA-20 |
| 32 | Blackmon, Julian | S | 6-0 | 187 | 22 | R | Utah | Layton, UT | D3-20 |
| 33 | Campbell, Ibraheim | S | 5-11 | 210 | 28 | 6 | Northwestern | Philadelphia, PA | FA-20 |
| 34 | Rodgers, Isaiah | CB | 5-10 | 170 | 22 | R | Massachusetts | Tampa, FL | D6-20 |
| 35 | Smith, Tremon | CB | 5-11 | 190 | 24 | 3 | Central Arkansas | Anniston, AL | FA-20 |
| 37 | Willis, Khari | S | 5-11 | 213 | 24 | 2 | Michigan State | Jackson, MI | D4-19 |
| 38 | Carrie, T.J. | CB | 6-0 | 204 | 30 | 7 | Ohio | Antioch, CA | FA-20 |

DEFENSIVE LINE (10)

| NO. | NAME | POS. | HT. | WT. | AGE | EXP. | COLLEGE | HOMETOWN | HOW ACQ. |
|-----|---------------------|-------|-----|-----|-----|------|-------------------|-----------------|--------------|
| 50 | Houston, Justin | DE | 6-3 | 270 | 31 | 10 | Georgia | Statesboro, GA | FA-19 |
| 52 | Banogu, Ben | DE | 6-3 | 252 | 24 | 2 | TCU | McKinney, TX | D2-19 |
| 76 | Stallworth, Taylor | DT | 6-2 | 305 | 25 | 2 | South Carolina | Mobile, AL | FA-20 |
| 79 | Ankou, Eli | DT | 6-3 | 325 | 26 | 4 | UCLA | Ottawa, Ontario | W-20 (CLE) |
| 90 | Stewart, Grover | DT | 6-4 | 315 | 26 | 4 | Albany State | Camilla, GA | D4-17 |
| 94 | Lewis, Tyquan | DT/DE | 6-3 | 277 | 25 | 3 | Ohio State | Tarboro, NC | D2-18 |
| 95 | Carter, Ron'Dell | DE | 6-3 | 269 | 23 | R | James Madison | Baltimore, MD | FA-20 |
| 96 | Autry, Denico | DT/DE | 6-5 | 285 | 30 | 7 | Mississippi State | Albemarle, NC | UFA-18 (OAK) |
| 97 | Muhammad, Al-Quadin | DE | 6-4 | 250 | 25 | 4 | Miami (FL) | Irvington, NJ | W-18 (NO) |
| 99 | Buckner, DeForest | DT | 6-7 | 295 | 26 | 5 | Oregon | Waianae, HI | T-20 (SF) |

SPECIALISTS (3)

| NO. | NAME | POS. | HT. | WT. | AGE | EXP. | COLLEGE | HOMETOWN | HOW ACQ. |
|-----|----------------------|------|-----|-----|-----|------|----------------|------------------|----------|
| 3 | Blankenship, Rodrigo | K | 6-1 | 184 | 23 | R | Georgia | Marietta, GA | FA-20 |
| 8 | Sanchez, Rigoberto | P | 6-0 | 195 | 26 | 4 | Hawaii | Chico, CA | FA-17 |
| 46 | Rhodes, Luke | LS | 6-2 | 238 | 27 | 4 | William & Mary | Holidaysburg, PA | FA-16 |



ROSTER/ALPHABETICAL



| NO. | NAME | POS. | HT. | WT. | AGE | EXP. | COLLEGE | HOMETOWN | HOW ACQ. |
|----------------------------|----------------------|-------|------|-----|-----|------|-----------------------|----------------------|--------------|
| 81 | Alie-Cox, Mo | TE | 6-5 | 267 | 27 | 3 | Virginia Commonwealth | Middleburg, VA | FA-17 |
| 79 | Ankou, Eli | DT | 6-3 | 325 | 26 | 4 | UCLA | Ottawa, Ontario | FA-20 (CLE) |
| 96 | Autry, Denico | DT/DE | 6-5 | 285 | 30 | 7 | Mississippi State | Albemarle, NC | UFA-18 (OAK) |
| 52 | Banogu, Ben | DE | 6-3 | 252 | 24 | 2 | TCU | McKinney, TX | D2-19 |
| 32 | Blackmon, Julian | S | 6-0 | 187 | 22 | R | Utah | Layton, UT | D3-20 |
| 3 | Blankenship, Rodrigo | K | 6-1 | 184 | 23 | R | Georgia | Marietta, GA | FA-20 |
| 7 | Brissett, Jacoby | QB | 6-4 | 238 | 27 | 5 | North Carolina State | West Palm Beach, FL | T-17 (NE) |
| 99 | Buckner, DeForest | DT | 6-7 | 295 | 26 | 5 | Oregon | Waianae, HI | T-20 (SF) |
| 80 | Burton, Trey | TE | 6-2 | 238 | 28 | 7 | Florida | Venice, FL | FA-20 |
| 33 | Campbell, Ibraheim | S | 5-11 | 210 | 28 | 6 | Northwestern | Philadelphia, PA | FA-20 |
| 38 | Carrie, T.J. | CB | 6-0 | 204 | 30 | 7 | Ohio | Antioch, CA | FA-20 |
| 95 | Carter, Ron Dell | DE | 6-3 | 269 | 23 | R | James Madison | Baltimore, MD | FA-20 |
| 74 | Castonzo, Anthony | T | 6-7 | 307 | 32 | 10 | Boston College | Hawthorn Woods, IL | D1-11 |
| 62 | Clark, Le Raven | T | 6-5 | 311 | 27 | 5 | Texas Tech | Bryan, TX | D3-16 |
| 84 | Doyle, Jack | TE | 6-6 | 262 | 30 | 8 | Western Kentucky | Indianapolis, IN | W-13 (TEN) |
| 16 | Dulin, Ashton | WR | 6-1 | 215 | 23 | 2 | Malone | Reynoldsborg, OH | FA-19 |
| 9 | Eason, Jacob | QB | 6-6 | 231 | 22 | R | Washington | Lake Stevens, WA | D4-20 |
| 10 | Fountain, Daurice | WR | 6-2 | 210 | 24 | 3 | Northern Iowa | Madison, WI | D5-18 |
| 44 | Franklin, Zaire | LB | 6-0 | 235 | 24 | 3 | Syracuse | Philadelphia, PA | D7-18 |
| 59 | Glasgow, Jordan | LB | 6-1 | 226 | 24 | R | Michigan | Aurora, IL | D6-20 |
| 64 | Glowinski, Mark | G | 6-4 | 310 | 28 | 6 | West Virginia | Wilkes-Barre, PA | W-17 (SEA) |
| 75 | Green, Chaz | T | 6-5 | 318 | 28 | 4 | Florida | Tampa, FL | FA-20 |
| 13 | Hilton, T.Y. | WR | 5-10 | 183 | 30 | 9 | Florida International | Miami, FL | D3-12 |
| 21 | Hines, Nyheim | RB | 5-9 | 196 | 23 | 3 | North Carolina State | Garner, NC | D4-18 |
| 50 | Houston, Justin | DE | 6-3 | 270 | 31 | 10 | Georgia | Statesboro, GA | FA-19 |
| 78 | Kelly, Ryan | C | 6-4 | 307 | 27 | 5 | Alabama | West Chester, OH | D1-16 |
| 53 | Leonard, Darius | LB | 6-2 | 230 | 25 | 3 | South Carolina State | Lake View, SC | D2-18 |
| 94 | Lewis, Tyquan | DT/DE | 6-3 | 277 | 25 | 3 | Ohio State | Tarboro, NC | D2-18 |
| 23 | Moore II, Kenny | CB | 5-9 | 190 | 25 | 4 | Valdosta State | W-17 (NE) | D1-18 |
| 97 | Muhammad, Al-Quadin | DE | 6-4 | 250 | 25 | 4 | Miami (FL) | Irvington, NJ | W-18 (NO) |
| 56 | Nelson, Quenton | G/C | 6-5 | 330 | 24 | 3 | Notre Dame | Holmdel, NJ | D1-18 |
| 30 | Odum, George | S | 6-1 | 202 | 26 | 3 | Central Arkansas | Millington, TN | FA-18 |
| 58 | Okereke, Bobby | LB | 6-1 | 235 | 24 | 2 | Stanford | Santa Ana, CA | D3-19 |
| 14 | Pascal, Zach | WR | 6-2 | 214 | 25 | 3 | Old Dominion | Upper Marlboro, MD | W-18 (TEN) |
| 85 | Patmon, Deemon | WR | 6-4 | 225 | 22 | R | Washington State | San Diego, CA | D6-20 |
| 63 | Pinter, Danny | G | 6-4 | 306 | 24 | R | Ball State | South Bend, IN | D5-20 |
| 46 | Rhodes, Luke | LS | 6-2 | 238 | 27 | 4 | William & Mary | Hollidaysburg, PA | FA-16 |
| 27 | Rhodes, Xavier | CB | 6-1 | 218 | 30 | 8 | Florida State | Miami, FL | FA-20 |
| 17 | Rivers, Philip | QB | 6-5 | 228 | 38 | 17 | North Carolina State | Decatur, AL | UFA-20 (LAC) |
| 34 | Rodgers, Isaiah | CB | 5-10 | 170 | 22 | R | Massachusetts | Tampa, FL | D6-20 |
| 8 | Sanchez, Rigoberto | P | 6-0 | 195 | 26 | 4 | Hawaii | Chico, CA | FA-17 |
| 72 | Smith, Braden | T/G | 6-6 | 315 | 24 | 3 | Auburn | Olathe, KS | D2-18 |
| 35 | Smith, Tremon | CB | 5-11 | 190 | 24 | 3 | Central Arkansas | Anniston, AL | FA-20 |
| 45 | Speed, E.J. | LB | 6-3 | 224 | 25 | 2 | Tarleton State | Fort Worth, TX | D5-19 |
| 76 | Stallworth, Taylor | DT | 6-2 | 305 | 25 | 2 | South Carolina | Mobile, AL | FA-20 |
| 90 | Stewart, Grover | DT | 6-4 | 315 | 26 | 4 | Albany State | Camilla, GA | D4-17 |
| 28 | Taylor, Jonathan | RB | 5-10 | 226 | 21 | R | Wisconsin | Salem, NJ | D2-20 |
| 86 | Togiai, Noah | TE | 6-4 | 244 | 23 | R | Oregon State | West Valley City, UT | W-20 (PHI) |
| 54 | Walker, Anthony | LB | 6-1 | 230 | 25 | 4 | Northwestern | Miami, FL | D5-17 |
| 20 | Wilkins, Jordan | RB | 6-1 | 216 | 26 | 3 | Mississippi | Cordova, TN | D5-18 |
| 37 | Willis, Khari | S | 5-11 | 213 | 24 | 2 | Michigan State | Jackson, MI | FA-20 |
| 31 | Wilson, Tavon | S | 6-0 | 208 | 30 | 9 | Illinois | Washington, DC | FA-20 |
| 26 | Ya-Sin, Rock | CB | 6-0 | 190 | 24 | 2 | Temple | Decatur, GA | D2-19 |
| Practice Squad (16) | | | | | | | | | |
| 40 | Anderson, Darius | RB | 5-11 | 212 | 23 | R | TCU | Richmond, TX | FA-20 |
| 42 | Angulo, Christian | CB | 6-2 | 190 | 50 | R | Hampton | Tampa, FL | FA-20 |
| 36 | Chachere, Andre | CB | 6-0 | 195 | 24 | 1 | San Jose State | Fresno, CA | FA-20 |
| 92 | Cline, Kameron | DT | 6-4 | 283 | 22 | R | South Dakota | San Diego, CA | FA-20 |
| 60 | Eldrenkamp, Jake | G | 6-5 | 300 | 26 | 1 | Washington | Medina, WA | W-19 (NE) |
| 2 | Gay, Matt | K | 6-0 | 232 | 26 | 2 | Utah | Orem, UT | FA-20 |
| 51 | Goode, Najee | LB | 6-0 | 244 | 31 | 9 | West Virginia | Cleveland, OH | FA-20 |
| 41 | Green, Farrod | TE | 6-3 | 245 | 23 | R | Mississippi State | Wesson, MS | FA-20 |
| 5 | Harris, DeMichael | WR | 5-8 | 178 | 22 | R | Southern Mississippi | Vicksburg, MS | FA-20 |
| 47 | Hentges, Hale | TE | 6-4 | 245 | 24 | 2 | Alabama | Jefferson City, MO | FA-20 |
| 68 | Hunt, Joey | C | 6-2 | 299 | 26 | 4 | TCU | El Camp, TX | FA-20 |
| 43 | Jackson, Darius | RB | 6-0 | 230 | 26 | 4 | Eastern Michigan | Sparta, IL | FA-19 |
| 83 | Johnson, Marcus | WR | 6-1 | 207 | 26 | 4 | Texas | League City, TX | T-18 (SEA) |
| 61 | O'Donnell, Carter | T | 6-5 | 313 | 21 | R | Alberta | Calgary, Alberta | FA-20 |
| 66 | Williams, Chris | DT | 6-2 | 302 | 22 | R | Wagner | Brooklyn, NY | FA-20 |
| 93 | Windsor, Robert | DT | 6-4 | 290 | 23 | R | Penn State | Fond Du Lac, WI | D6-20 |
| Reserved/PUP (1) | | | | | | | | | |
| 57 | Turay, Kemoko | DE | 6-5 | 248 | 25 | 3 | Rutgers | Newark, NJ | D2-18 |
| Injured Reserve (6) | | | | | | | | | |
| 49 | Adams, Matthew | LB | 6-0 | 229 | 24 | 3 | Houston | Missouri City, TX | D7-18 |
| 15 | Campbell, Parris | WR | 6-0 | 208 | 23 | 2 | Ohio State | Akron, OH | D2-19 |
| 91 | Day, Sheldon | DT | 6-1 | 285 | 26 | 5 | Notre Dame | Indianapolis, IN | UFA-20 (SF) |
| 29 | Hooker, Malik | S | 6-1 | 214 | 24 | 4 | Ohio State | New Castle, PA | D1-17 |
| 25 | Mack, Marlon | RB | 6-0 | 210 | 24 | 4 | South Florida | Sarasota, FL | D4-17 |
| 11 | Pittman, Michael | WR | 6-4 | 223 | 23 | R | USC | Woodland Hills, CA | D2-20 |
| Reserve/Out-Opt (3) | | | | | | | | | |
| 42 | Milligan, Rolan | S | 5-10 | 200 | 26 | 2 | Toledo | Lake Wales, FL | FA-18 |
| 55 | Moore, Skai | LB | 6-2 | 225 | 25 | 2 | South Carolina | Cooper City, FL | FA-18 |
| 39 | Tell III, Marvell | CB | 6-2 | 195 | 24 | 2 | USC | Pasadena, CA | D5-19 |

ROSTER/NUMERICAL



| NO. | NAME | POS. | HT. | WT. | AGE | EXP. | COLLEGE | HOMETOWN | HOW ACQ. |
|----------------------------|----------------------|-------|------|-----|-----|------|-----------------------|----------------------|--------------|
| 3 | Blankenship, Rodrigo | K | 6-1 | 184 | 23 | R | Georgia | Marietta, GA | FA-20 |
| 7 | Brissett, Jacoby | QB | 6-4 | 238 | 27 | 5 | North Carolina State | West Palm Beach, FL | T-17 (NE) |
| 8 | Sanchez, Rigoberto | P | 6-0 | 195 | 26 | 4 | Hawaii | Chico, CA | FA-17 |
| 9 | Eason, Jacob | QB | 6-6 | 231 | 22 | R | Washington | Lake Stevens, WA | D4-20 |
| 10 | Fountain, Daurice | WR | 6-2 | 210 | 24 | 3 | Northern Iowa | Madison, WI | D5-18 |
| 13 | Hilton, T.Y. | WR | 5-10 | 183 | 30 | 9 | Florida International | Miami, FL | D3-12 |
| 14 | Pascal, Zach | WR | 6-2 | 214 | 25 | 3 | Old Dominion | Upper Marlboro, MD | FA-18 (TEN) |
| 16 | Dulin, Ashton | WR | 6-1 | 215 | 23 | 2 | Malone | Reynoldsburg, OH | W-19 |
| 17 | Rivers, Philip | QB | 6-5 | 228 | 38 | 17 | North Carolina State | Decatur, AL | UFA-20 (LAC) |
| 20 | Wilkins, Jordan | RB | 6-1 | 216 | 26 | 3 | Mississippi | Cordova, TN | D5-18 |
| 21 | Hines, Nyheim | RB | 5-9 | 196 | 23 | 3 | North Carolina State | Garner, NC | D4-18 |
| 23 | Moore II, Kenny | CB | 5-9 | 190 | 25 | 4 | Valdosta State | Valdosta, GA | W-17 (NE) |
| 26 | Ya-Sin, Rock | CB | 6-0 | 190 | 24 | 2 | Temple | Decatur, GA | D2-19 |
| 27 | Rhodes, Xavier | CB | 6-1 | 218 | 30 | 8 | Florida State | Miami, FL | FA-20 |
| 28 | Taylor, Jonathan | RB | 5-10 | 226 | 21 | R | Wisconsin | Salem, NJ | D2-20 |
| 30 | Odum, George | S | 6-1 | 202 | 26 | 3 | Central Arkansas | Millington, TN | FA-18 |
| 31 | Wilson, Tavon | S | 6-0 | 208 | 30 | 9 | Illinois | Washington, DC | FA-20 |
| 32 | Blackmon, Julian | S | 6-0 | 187 | 22 | R | Utah | Layton, UT | D3-20 |
| 33 | Campbell, Ibraheim | S | 5-11 | 210 | 28 | 6 | Northwestern | Philadelphia, PA | FA-20 |
| 34 | Rodgers, Isaiah | CB | 5-10 | 170 | 22 | R | Massachusetts | Tampa, FL | D6-20 |
| 35 | Smith, Tremon | CB | 5-11 | 190 | 24 | 3 | Central Arkansas | Annisson, AL | FA-20 |
| 37 | Willis, Khari | S | 5-11 | 213 | 24 | 2 | Michigan State | Jackson, MI | D4-19 |
| 38 | Carrie, T.J. | CB | 6-0 | 204 | 30 | 7 | Ohio | Antioch, CA | FA-20 |
| 44 | Franklin, Zaire | LB | 6-0 | 235 | 24 | 3 | Syracuse | Philadelphia, PA | D7-18 |
| 45 | Speed, E.J. | LB | 6-3 | 224 | 25 | 2 | Tarleton State | Fort Worth, TX | D5-19 |
| 46 | Rhodes, Luke | LS | 6-2 | 238 | 27 | 4 | William & Mary | Hollidaysburg, PA | FA-16 |
| 50 | Houston, Justin | DE | 6-3 | 270 | 31 | 10 | Georgia | Statesboro, GA | FA-19 |
| 52 | Banogu, Ben | DE | 6-3 | 252 | 24 | 2 | TCU | McKinney, TX | D2-19 |
| 53 | Leonard, Darius | LB | 6-2 | 230 | 25 | 3 | South Carolina State | Lake View, SC | D2-18 |
| 54 | Walker, Anthony | LB | 6-1 | 230 | 25 | 4 | Northwestern | Miami, FL | D5-17 |
| 56 | Nelson, Quenton | G/C | 6-5 | 330 | 24 | 3 | Notre Dame | Holmdel, NJ | D1-18 |
| 58 | Okereke, Bobby | LB | 6-1 | 235 | 24 | 2 | Stanford | Santa Ana, CA | D3-19 |
| 59 | Glasgow, Jordan | LB | 6-1 | 226 | 24 | R | Michigan | Aurora, IL | D6-20 |
| 62 | Clark, Le'Raven | T | 6-5 | 311 | 27 | 5 | Texas Tech | Bryan, TX | D3-16 |
| 63 | Pinter, Danny | G | 6-4 | 306 | 24 | R | Ball State | South Bend, IN | D5-20 |
| 64 | Glowinski, Mark | G | 6-4 | 310 | 28 | 6 | West Virginia | Wilkes-Barre, PA | W-17 (SEA) |
| 72 | Smith, Braden | T/G | 6-6 | 315 | 24 | 3 | Auburn | Olathe, KS | D2-18 |
| 74 | Castonzo, Anthony | T | 6-7 | 307 | 32 | 10 | Boston College | Hawthorn Woods, IL | D1-11 |
| 75 | Green, Chaz | T | 6-5 | 318 | 28 | 4 | Florida | Tampa, FL | FA-20 |
| 76 | Stallworth, Taylor | DT | 6-2 | 305 | 25 | 2 | South Carolina | Mobile, AL | FA-20 |
| 78 | Kelly, Ryan | C | 6-4 | 307 | 27 | 5 | Alabama | West Chester, OH | D1-16 |
| 79 | Ankou, Eli | DT | 6-3 | 325 | 26 | 4 | UCLA | Ottawa, Ontario | W-20 (CLE) |
| 80 | Burton, Trey | TE | 6-2 | 238 | 28 | 7 | Florida | Venice, FL | FA-20 |
| 81 | Alie-Cox, Mo | TE | 6-5 | 267 | 27 | 3 | Virginia Commonwealth | Middleburg, VA | FA-17 |
| 84 | Doyle, Jack | TE | 6-6 | 262 | 30 | 8 | Western Kentucky | Indianapolis, IN | W-13 (TEN) |
| 85 | Patmon, Dezmon | WR | 6-4 | 225 | 22 | R | Washington State | San Diego, CA | D6-20 |
| 86 | Togia, Noah | TE | 6-4 | 244 | 23 | R | Oregon State | West Valley City, UT | W-20 (PHI) |
| 90 | Stewart, Grover | DT | 6-4 | 315 | 26 | 4 | Albany State | Camilla, GA | D4-17 |
| 94 | Lewis, Tyquan | DT/DE | 6-3 | 277 | 25 | 3 | Ohio State | Baltimore, MD | D2-18 |
| 95 | Carter, Ron Dell | DE | 6-3 | 269 | 23 | R | James Madison | Thibault, LA | FA-20 |
| 96 | Astry, Denico | DT/DE | 6-5 | 285 | 30 | 7 | Mississippi State | Albemarle, NC | UFA-18 (OAK) |
| 97 | Muhammad, Al-Quadin | DE | 6-4 | 250 | 25 | 4 | Miami (FL) | Irvington, NJ | W-18 (NO) |
| 99 | Buckner, DeForest | DT | 6-7 | 295 | 26 | 5 | Oregon | Waianae, HI | T-20 (SF) |
| Practice Squad (16) | | | | | | | | | |
| 2 | Gay, Matt | K | 6-0 | 232 | 26 | 2 | Utah | Orem, UT | FA-20 |
| 5 | Harris, DeMichael | WR | 5-8 | 178 | 22 | R | Southern Mississippi | Vicksburg, MS | FA-20 |
| 36 | Chachere, Andre | CB | 6-0 | 195 | 24 | 1 | San Jose State | Fresno, CA | FA-20 |
| 40 | Anderson, Darius | RB | 5-11 | 212 | 23 | R | TCU | Richmond, TX | FA-20 |
| 41 | Green, Farrod | TE | 6-3 | 245 | 23 | R | Mississippi State | Wesson, MS | FA-20 |
| 42 | Angulo, Christian | CB | 6-2 | 190 | 50 | R | Hampton | Tampa, FL | FA-20 |
| 43 | Jackson, Darius | RB | 6-0 | 230 | 26 | 4 | Eastern Michigan | Sparta, IL | FA-19 |
| 47 | Hentges, Hale | TE | 6-4 | 245 | 24 | 2 | Alabama | Jefferson City, MO | FA-20 |
| 51 | Goode, Najee | LB | 6-0 | 244 | 31 | 9 | West Virginia | Cleveland, OH | FA-20 |
| 60 | Eldrenkamp, Jake | G | 6-5 | 300 | 26 | 1 | Washington | Medina, WA | W-19 (NE) |
| 61 | O'Donnell, Carter | T | 6-5 | 313 | 21 | R | Alberta | Calgary, Alberta | FA-20 |
| 66 | Williams, Chris | DT | 6-2 | 302 | 22 | R | Wagner | Brooklyn, NY | FA-20 |
| 68 | Hunt, Joey | C | 6-2 | 299 | 26 | 4 | TCU | El Camp, TX | FA-20 |
| 83 | Johnson, Marcus | WR | 6-1 | 207 | 26 | 4 | Texas | League City, TX | T-18 (SEA) |
| 92 | Cline, Kameron | DT | 6-4 | 283 | 22 | R | South Dakota | San Diego, CA | FA-20 |
| 93 | Windsor, Robert | DT | 6-4 | 290 | 23 | R | Penn State | Fond Du Lac, WI | D6-20 |
| Reserved/PUP (1) | | | | | | | | | |
| 57 | Turay, Kemoko | DE | 6-5 | 248 | 25 | 3 | Rutgers | Newark, NJ | D2-18 |
| Injured Reserve (6) | | | | | | | | | |
| 11 | Pittman, Michael | WR | 6-4 | 223 | 23 | R | USC | Woodland Hills, CA | D2-20 |
| 15 | Campbell, Parris | WR | 6-0 | 208 | 23 | 2 | Ohio State | Akron, OH | D2-19 |
| 25 | Mack, Marlon | RB | 6-0 | 210 | 24 | 4 | South Florida | Sarasota, FL | D4-17 |
| 29 | Hooker, Malik | S | 6-1 | 214 | 24 | 4 | Ohio State | New Castle, PA | D1-17 |
| 49 | Adams, Matthew | LB | 6-0 | 229 | 24 | 3 | Houston | Missouri City, TX | D7-18 |
| 91 | Day, Sheldon | DT | 6-1 | 285 | 26 | 5 | Notre Dame | Indianapolis, IN | UFA-20 (SF) |
| Reserve/Out-Opt (3) | | | | | | | | | |
| 39 | Tell III, Marvell | CB | 6-2 | 195 | 24 | 2 | USC | Pasadena, CA | D5-19 |
| 42 | Milligan, Rolan | S | 5-10 | 200 | 26 | 2 | Toledo | Lake Wales, FL | FA-18 |
| 55 | Moore, Skai | LB | 6-2 | 225 | 25 | 2 | South Carolina | Cooper City, FL | FA-18 |



ROSTER/HOW BUILT



| YEAR | DRAFTEES (34) | FREE AGENTS (33) | TRADES/WAIVERS (11) |
|------|-----------------------------------------------------------------------------------------------------------------------------------------------------------------------------------------------------------------------------------------------------------------|-----------------------------------------------------------------------------------------------------------------------------------------------------------------------------------------------------------------------------------------------------------------------------------------------------------------------------------------------------------------------------------------------------------------------------------------------------------------------------------------------------------------------------------------------------------------------------------------------------------------------------------------------------------------------------------------------------------------------------------------------------------------------------------|-------------------------------------------------------------------------------------------------------|
| 2011 | T Anthony Castonzo (1) | | |
| 2012 | WR T.Y. Hilton (3) | | |
| 2013 | | | TE Jack Doyle (W-13 TEN) |
| 2016 | C Ryan Kelly (1) T Le'Raven Clark (3) | LS Luke Rhodes (FA-16) | |
| 2017 | S Malik Hooker (1) * RB Marlon Mack (4) * DT Grover Stewart (4) LB Anthony Walker (5) | TE Mo Alie-Cox (FA-17) P Rigoberto Sanchez (FA-17) | QB Jacoby Brissett (T-17 NE) G Mark Glowinski (W-17 SEA) CB Kenny Moore II (W-17 NE) |
| 2018 | G/C Quenton Nelson (1) LB Darius Leonard (2) DT/DE Tyquan Lewis (2) T/G Braden Smith (2) DE Kemoko Turay (2) Ω RB Nyheim Hines (4) WR Daurice Fountain (5) RB Jordan Wilkins (5) LB Matthew Adams (7) * LB Zaire Franklin (7) | DT/DE Denico Autry (UFA-18 OAK) S Rolan Milligan (FA-18) ◐ LB Skai Moore (FA-18) ◐ S George Odum (FA-18) | WR Marcus Johnson (T-18 SEA) ^ DE Al-Quadin Muhammad (W-18 NO) WR Zach Pascal (W-18 TEN) |
| 2019 | CB Rock Ya-Sin (2a) DE Ben Banogu (2b) WR Parris Campbell (2c) * LB Bobby Okereke (3) S Khari Willis (4) CB Marvell Tell III (5a) ◐ LB E.J. Speed (5b) | WR Ashton Dulin (FA-19) DE Justin Houston (FA-19) RB Darius Jackson (FA-19) ^ | G Jake Eldrenkamp (W-19 NE) ^ |
| 2020 | WR Michael Pittman (2) * RB Jonathan Taylor (2) S Julian Blackmon (3) QB Jacob Eason (4) G Danny Pinter (5) LB Jordan Glasgow (6) WR Dezmon Patmon (6) CB Isaiah Rodgers (6) DT Robert Windsor (6) ^ | RB Darius Anderson (FA-20) ^ CB Christian Angulo (FA-20) ^ K Rodrigo Blankenship (FA-20) TE Trey Burton (FA-20) S Ibraheim Campbell (FA-20) CB T.J. Carrie (FA-20) DE Ron'Dell Carter (FA-20) CB Andre Chachere (FA-20) ^ DT Kameron Cline (FA-20) ^ K Matt Gay (FA-20) ^ LB Najee Goode (FA-20) ^ T Chaz Green (FA-20) TE Farrod Green (FA-20) ^ WR DeMichael Harris (FA-20) ^ TE Hale Hentges (FA-20) ^ C Joey Hunt (FA-20) ^ T Carter O'Donnell (FA-20) ^ CB Xavier Rhodes (FA-20) QB Philip Rivers (UFA-20 LAC) CB Tremon Smith (FA-20) DT Taylor Stallworth (FA-20) DT Chris Williams (FA-20) ^ S Tavon Wilson (FA-20) | DT Eli Ankou (W-20 CLE) DT DeForest Buckner (T-20 SF) TE Noah Togiai (W-20 PHI) |

Key: * Injured Reserve, **◐** Reserve/Opt-Out, **Ω** Reserved/PUP, **^** Practice Squad



ROSTER/TRANSACTIONS



| DATE | POS. | PLAYER | TRANSACTION |
|------|------|---------------------|--------------------------------------------------------------------------------------------------------------------|
| 1/7 | T | Brandon Hitner | Signed a reserve/future contract |
| 1/10 | WR | Artavis Scott | Signed a reserve/future contract |
| 1/29 | WR | Rodney Adams | Reinstated from Reserve/Retired list |
| 3/15 | T | Anthony Costanzo | Signed contract extension |
| 3/16 | DT | Margus Hunt | Released |
| 3/18 | DT | DeForest Buckner | Acquired in a trade with the San Francisco 49ers in exchange for first round (13th overall) pick of 2020 NFL Draft |
| 3/20 | T | LeRaven Clark | Re-signed |
| 3/21 | CB | Pierre Desir | Released |
| 3/21 | QB | Brian Hoyer | Released |
| 3/21 | QB | Philip Rivers | Signed as an unrestricted free agent (LAC) |
| 3/25 | DT | Sheldon Day | Signed as an unrestricted free agent (SF) |
| 3/27 | CB | Xavier Rhodes | Signed as a free agent |
| 3/28 | S | Rolan Milligan | Signed exclusive rights free agent tender |
| 3/30 | CB | T.J. Carrie | Signed as a free agent |
| 3/31 | WR | Daurice Fountain | Signed exclusive rights free agent tender |
| 4/11 | FB | Roosevelt Nix | Signed as a free agent |
| 4/22 | TE | Trey Burton | Signed as a free agent |
| 4/22 | WR | Marcus Johnson | Re-signed |
| 4/24 | S | Julian Blackmon | Selected in the third round (85th overall) of the NFL Draft |
| 4/24 | WR | Michael Pittman | Selected in the second round (34th overall) of the NFL Draft |
| 4/24 | RB | Jonathan Taylor | Selected in the second round (41st overall) of the NFL Draft |
| 4/25 | QB | Jacob Eason | Selected in the fourth round (122nd overall) of the NFL Draft |
| 4/25 | LB | Jordan Glasgow | Selected in the sixth round (213th overall) of the NFL Draft |
| 4/25 | WR | Dezmon Patmon | Selected in the sixth round (212th overall) of the NFL Draft |
| 4/25 | G | Danny Pinter | Selected in the fifth round (149th overall) of the NFL Draft |
| 4/25 | CB | Isaiah Rodgers | Selected in the sixth round (211th overall) of the NFL Draft |
| 4/25 | CB | Quincy Wilson | Traded to the New York Jets in exchange for a sixth round (211th overall) selection in the 2020 NFL Draft |
| 4/25 | DT | Robert Windsor | Selected in the sixth round (193rd overall) of the NFL Draft |
| 4/27 | K | Rodrigo Blankenship | Signed as an undrafted free agent |
| 4/27 | TE | Billy Brown | Waived |
| 4/27 | DT | Kameron Cline | Signed as an undrafted free agent |
| 4/27 | DE | Kendall Coleman | Signed as an undrafted free agent |
| 4/27 | TE | Farrod Green | Signed as an undrafted free agent |
| 4/27 | WR | DeMichael Harris | Signed as an undrafted free agent |
| 4/27 | WR | Steve Ishmael | Waived |
| 4/27 | T | Carter O'Donnell | Signed as an undrafted free agent |
| 4/27 | CB | Travis Reed | Signed as an undrafted free agent |
| 4/27 | S | Donald Rutledge | Signed as an undrafted free agent |
| 4/27 | LB | Brandon Wellington | Signed as an undrafted free agent |
| 4/27 | DT | Chris Williams | Signed as an undrafted free agent |
| 5/12 | G | Danny Pinter | Signed contract |
| 5/13 | CB | Isaiah Rodgers | Signed contract |
| 5/14 | WR | Dezmon Patmon | Signed contract |
| 5/14 | DT | Robert Windsor | Signed contract |
| 5/15 | QB | Jacob Eason | Signed contract |
| 5/15 | LB | Jordan Glasgow | Signed contract |
| 5/15 | RB | Jonathan Taylor | Signed contract |
| 6/15 | WR | Michael Pittman | Signed contract |
| 6/16 | S | Julian Blackmon | Signed contract |
| 7/27 | S | Julian Blackmon | Placed on Active/Non-Football Injury List |
| 7/27 | WR | Malik Henry | Placed on Reserve/COVID-19 List |
| 7/27 | CB | Jackson Porter | Placed on Reserve/COVID-19 List |
| 7/28 | TE | Mo Alie-Cox | Placed on Active/Physically Unable to Perform List |
| 7/28 | DE | Jegs Jegede | Placed on Active/Physically Unable to Perform List |
| 7/28 | TE | Matt Lengel | Released |
| 7/28 | DE | Kemoko Turay | Placed on Active/Physically Unable to Perform List |
| 8/2 | WR | Rodney Adams | Waived |
| 8/2 | WR | T.Y. Hilton | Placed on Active/Non-Football Injury List |
| 8/2 | RB | Darius Jackson | Released |

| | | | |
|------|----|--------------------|------------------------------------------------------------|
| 8/2 | DE | Jegs Jegede | Waived |
| 8/2 | T | Cedrick Lang | Waived |
| 8/2 | CB | Picasso Nelson Jr. | Waived |
| 8/2 | T | Travis Vornkahl | Waived |
| 8/2 | LB | Brandon Wellington | Waived |
| 8/4 | LB | Skai Moore | Placed on Reserve/Opt-Out List |
| 8/5 | S | Rolan Milligan | Placed on Reserve/Opt-Out List |
| 8/5 | CB | Marvell Tell III | Placed on Reserve/Opt-Out List |
| 8/10 | DT | Taylor Stallworth | Signed as a free agent |
| 8/11 | CB | Jackson Porter | Activated from Reserve/COVID-19 List |
| 8/11 | S | Tavon Wilson | Signed as a free agent |
| 8/12 | WR | Malik Henry | Activated from Reserve/COVID-19 List |
| 8/12 | WR | Malik Henry | Waived |
| 8/12 | WR | T.Y. Hilton | Removed from Active/Non-Football Injury List |
| 8/16 | DE | Kendall Coleman | Waived |
| 8/16 | CB | Tremon Smith | Signed as a free agent |
| 8/21 | TE | Mo Alie-Cox | Removed from Physically Unable to Perform List |
| 8/21 | TE | Andrew Vollert | Claimed off waivers (CAR) |
| 8/23 | TE | Ian Bunting | Waived-Injured |
| 8/23 | CB | Andre Chachere | Signed as a free agent |
| 8/23 | T | Andrew Donnal | Placed on Injured/Reserve |
| 8/23 | C | Joey Hunt | Signed as a free agent |
| 8/24 | TE | Andrew Vollert | Moved from Commissioner's Exempt List to the Active Roster |
| 8/24 | WR | Chad Williams | Waived-Injured |
| 8/26 | RB | Bruce Anderson III | Waived-Injured |
| 8/31 | S | Julian Blackmon | Removed from Active/Non-Football Injury List |
| 8/31 | FB | Roosevelt Nix | Released |
| 9/1 | TE | Ian Bunting | Waived from Injured/Reserve with an Injury Settlement |
| 9/1 | T | Andrew Donnal | Released from Injured/Reserve with an Injury Settlement |
| 9/2 | WR | Chad Williams | Waived from Injured/Reserve with an Injury Settlement |
| 9/3 | WR | Artavis Scott | Waived |
| 9/5 | CB | Andre Chachere | Waived |
| 9/5 | DT | Kameron Cline | Waived |
| 9/5 | G | Jake Eldrenkamp | Waived |
| 9/5 | WR | Daurice Fountain | Waived |
| 9/5 | TE | Farrod Green | Waived |
| 9/5 | DE | Gerri Green | Waived |
| 9/5 | TE | Xavier Grimble | Released |
| 9/5 | WR | DeMichael Harris | Waived |
| 9/5 | T | Brandon Hitner | Waived |
| 9/5 | C | Joey Hunt | Released |
| 9/5 | WR | Marcus Johnson | Waived |
| 9/5 | QB | Chad Kelly | Waived |
| 9/5 | K | Chase McLaughlin | Waived |
| 9/5 | T | Carter O'Donnell | Waived |
| 9/5 | C | Javon Patterson | Waived |
| 9/5 | CB | Lafayette Pitts | Waived |
| 9/5 | CB | Jackson Porter | Waived |
| 9/5 | CB | Travis Reed | Waived |
| 9/5 | S | Donald Rutledge | Waived |
| 9/5 | CB | Tremon Smith | Waived |
| 9/5 | DE | Kemoko Turay | Placed on Reserve/Physically Unable to Perform List |
| 9/5 | TE | Andrew Vollert | Waived |
| 9/5 | DT | Chris Williams | Waived |
| 9/5 | DT | Robert Windsor | Waived |
| 9/6 | CB | Andre Chachere | Signed to the practice squad |
| 9/6 | DT | Kameron Cline | Signed to the practice squad |
| 9/6 | DT | Sheldon Day | Placed on Injured/Reserve |
| 9/6 | G | Jake Eldrenkamp | Signed to the practice squad |
| 9/6 | WR | Daurice Fountain | Signed to the practice squad |
| 9/6 | T | Chaz Green | Released |
| 9/6 | T | Chaz Green | Signed as a free agent |
| 9/6 | TE | Farrod Green | Signed to the practice squad |
| 9/6 | DE | Gerri Green | Signed to the practice squad |
| 9/6 | TE | Xavier Grimble | Signed to the practice squad |
| 9/6 | WR | DeMichael Harris | Signed to the practice squad |

ROSTER/TRANSACTIONS



| | | | |
|------|----|--------------------|-------------------------------------------------------|
| 9/6 | C | Joey Hunt | Signed to the practice squad |
| 9/6 | QB | Chad Kelly | Signed to the practice squad |
| 9/6 | T | Carter O'Donnell | Signed to the practice squad |
| 9/6 | CB | Tremon Smith | Signed to the practice squad |
| 9/6 | TE | Noah Togiai | Claimed off waivers (PHI) |
| 9/6 | DT | Chris Williams | Signed to the practice squad |
| 9/6 | DT | Robert Windsor | Signed to the practice squad |
| 9/7 | DT | Eli Ankou | Claimed off waivers (CLE) |
| 9/7 | TE | Trey Burton | Placed on Injured/Reserve |
| 9/8 | RB | Darius Anderson | Signed to the practice squad |
| 9/8 | TE | Xavier Grimble | Released from the practice squad |
| 9/8 | TE | Charlie Taumoepeau | Signed to the practice squad |
| 9/9 | S | Ibraheim Campbell | Signed to the practice squad |
| 9/15 | K | Matt Gay | Signed to the practice squad |
| 9/15 | DE | Gerri Green | Released from the practice squad |
| 9/16 | RB | Darius Jackson | Signed to the practice squad |
| 9/16 | RB | Marlon Mack | Placed on Injured/Reserve |
| 9/19 | TE | Farrod Green | Elevated to the active roster from the practice squad |
| 9/21 | TE | Farrod Green | Reverted back to the practice squad |
| 9/22 | S | Ibraheim Campbell | Elevated to the 53-man roster from the practice squad |
| 9/22 | WR | Parris Campbell | Placed on Injured/Reserve |
| 9/22 | TE | Hale Hentges | Signed to the practice squad |
| 9/22 | S | Malik Hooker | Placed on Injured/Reserve |
| 9/22 | CB | Tremon Smith | Elevated to the 53-man roster from the practice squad |

| | | | |
|-------|----|--------------------|--------------------------------------------------------------------|
| 9/22 | TE | Charlie Taumoepeau | Released from the practice squad |
| 9/22 | TE | Ethan Wolf | Signed to the practice squad |
| 9/23 | WR | Marcus Johnson | Signed to the practice squad |
| 9/26 | LB | Matthew Adams | Placed on Injured/Reserve |
| 9/29 | RB | Bruce Anderson III | Waived from Injured/Reserve |
| 9/30 | DE | Ron Dell Carter | Signed to the 53-man roster from the Dallas Cowboys practice squad |
| 9/30 | WR | Krishawn Hogan | Signed to the practice squad |
| 9/30 | QB | Chad Kelly | Released from the practice squad |
| 10/3 | TE | Trey Burton | Activated from Injured/Reserve |
| 10/3 | WR | Marcus Johnson | Elevated to the active roster from the practice squad |
| 10/3 | WR | Michael Pittman | Placed on Injured/Reserve |
| 10/5 | WR | Marcus Johnson | Reverted back to the practice squad |
| 10/6 | CB | Christian Angulo | Signed to the practice squad |
| 10/6 | WR | Krishawn Hogan | Released from the practice squad |
| 10/6 | TE | Ethan Wolf | Released from the practice squad |
| 10/7 | LB | Jonas Griffith | Signed to the practice squad |
| 10/8 | CB | Christian Angulo | Released from the practice squad |
| 10/8 | LB | Najee Goode | Signed to the practice squad |
| 10/10 | G | Jake Eldrenkamp | Elevated to the active roster from the practice squad |
| 10/10 | WR | Marcus Johnson | Elevated to the active roster from the practice squad |
| 10/12 | G | Jake Eldrenkamp | Reverted back to the practice squad |
| 10/12 | WR | Marcus Johnson | Reverted back to the practice squad |
| 10/13 | CB | Christian Angulo | Signed to the practice squad |
| 10/13 | LB | Jonas Griffith | Released from the practice squad |



PLAYER PARTICIPATION



| 2020 REGULAR SEASON INDIANAPOLIS COLTS PLAYER PARTICIPATION | | | | | | | | | | | | | | | | | | | | | | | | |
|-------------------------------------------------------------|-------|------|------|-------|-------|-------|-------|------|-------|-------|-------|-------|-------|-------|-------|-----|----|----|----|-----|--|--|--|--|
| | @ JAX | MIN | NYJ | @ CHI | @ CLE | CIN | @ DET | BAL | @ TEN | GB | TEN | @ HOU | @ LV | HOU | @ PIT | JAX | | | | | | | | |
| PLAYERS | 9/13 | 9/20 | 9/27 | 10/4 | 10/11 | 10/18 | 11/1 | 11/8 | 11/12 | 11/22 | 11/29 | 12/6 | 12/13 | 12/20 | 12/27 | 1/3 | GP | GS | DN | PIN | | | | |
| Adams, Matthew | P | P | IR | IR | IR | - | - | - | - | - | - | - | - | - | - | - | 2 | 0 | 0 | 0 | | | | |
| Adams, Rodney | NOT | NOT | NOT | PS | NOT | - | - | - | - | - | - | - | - | - | - | - | 0 | 0 | 0 | 0 | | | | |
| Alie-Cox, Mo | TE | TE | P | TE | P | - | - | - | - | - | - | - | - | - | - | - | 5 | 3 | 0 | 0 | | | | |
| Anderson III, Bruce | IR | IR | IR | NOT | NOT | - | - | - | - | - | - | - | - | - | - | - | 0 | 0 | 0 | 0 | | | | |
| Ankou, Eli | N | N | N | N | N | - | - | - | - | - | - | - | - | - | - | - | 0 | 0 | 0 | 5 | | | | |
| Autry, Denico | DE | DE | DE | DE | DE | - | - | - | - | - | - | - | - | - | - | - | 5 | 5 | 0 | 0 | | | | |
| Banogu, Ben | P | P | P | P | P | - | - | - | - | - | - | - | - | - | - | - | 5 | 0 | 0 | 0 | | | | |
| Blackmon, Julian | N | P | FS | FS | FS | - | - | - | - | - | - | - | - | - | - | - | 4 | 3 | 0 | 1 | | | | |
| Blankenship, Rodrigo | P | P | P | P | P | - | - | - | - | - | - | - | - | - | - | - | 5 | 0 | 0 | 0 | | | | |
| Brissett, Jacoby | P | P | P | X | X | - | - | - | - | - | - | - | - | - | - | - | 3 | 0 | 2 | 0 | | | | |
| Buckner, DeForest | DT | DT | DT | DT | DT | - | - | - | - | - | - | - | - | - | - | - | 5 | 5 | 0 | 0 | | | | |
| Burton, Trey | IR | IR | IR | P | P | - | - | - | - | - | - | - | - | - | - | - | 2 | 0 | 0 | 0 | | | | |
| Campbell, Ibraheim | PS | PS | P | P | P | - | - | - | - | - | - | - | - | - | - | - | 3 | 0 | 0 | 0 | | | | |
| Campbell, Parris | WR | WR | IR | IR | IR | - | - | - | - | - | - | - | - | - | - | - | 2 | 0 | 0 | 0 | | | | |
| Carrie, T.J. | P | CB | P | N | P | - | - | - | - | - | - | - | - | - | - | - | 4 | 1 | 0 | 1 | | | | |
| Castonzo, Anthony | LT | LT | LT | LT | N | - | - | - | - | - | - | - | - | - | - | - | 4 | 4 | 0 | 1 | | | | |
| Clark, Le'Raven | P | P | P | P | RT | - | - | - | - | - | - | - | - | - | - | - | 5 | 1 | 0 | 0 | | | | |
| Cline, Kameron | PS | PS | PS | PS | PS | - | - | - | - | - | - | - | - | - | - | - | 0 | 0 | 0 | 0 | | | | |
| Day, Sheldon | IR | IR | IR | IR | IR | - | - | - | - | - | - | - | - | - | - | - | 0 | 0 | 0 | 0 | | | | |
| Doyle, Jack | TE | N | TE | TE | TE | - | - | - | - | - | - | - | - | - | - | - | 4 | 4 | 0 | 1 | | | | |
| Dulin, Ashton | P | P | P | P | P | - | - | - | - | - | - | - | - | - | - | - | 5 | 0 | 0 | 0 | | | | |
| Eason, Jacob | N | N | N | N | N | - | - | - | - | - | - | - | - | - | - | - | 0 | 0 | 0 | 5 | | | | |
| Eldrenkamp, Jake | PS | PS | PS | PS | X | - | - | - | - | - | - | - | - | - | - | - | 0 | 0 | 1 | 0 | | | | |
| Fountain, Daurice | PS | P | P | P | P | - | - | - | - | - | - | - | - | - | - | - | 4 | 0 | 0 | 0 | | | | |
| Franklin, Zaire | P | P | P | P | P | - | - | - | - | - | - | - | - | - | - | - | 5 | 0 | 0 | 0 | | | | |
| Gay, Matt | ^ | PS | PS | PS | PS | - | - | - | - | - | - | - | - | - | - | - | 0 | 0 | 0 | 0 | | | | |
| Glasgow, Jordan | P | P | P | P | P | - | - | - | - | - | - | - | - | - | - | - | 5 | 0 | 0 | 0 | | | | |
| Glowinski, Mark | RG | RG | RG | RG | RG | - | - | - | - | - | - | - | - | - | - | - | 5 | 5 | 0 | 0 | | | | |
| Goode, Najee | ^ | ^ | ^ | ^ | PS | - | - | - | - | - | - | - | - | - | - | - | 0 | 0 | 0 | 0 | | | | |
| Green, Chaz | P | P | P | P | P | - | - | - | - | - | - | - | - | - | - | - | 5 | 0 | 0 | 0 | | | | |
| Green, Farrod | PS | P | PS | PS | PS | - | - | - | - | - | - | - | - | - | - | - | 1 | 0 | 0 | 0 | | | | |
| Green, Gerri | PS | NOT | NOT | NOT | NOT | - | - | - | - | - | - | - | - | - | - | - | 0 | 0 | 0 | 0 | | | | |
| Griffith, Jonas | ^ | ^ | ^ | ^ | PS | - | - | - | - | - | - | - | - | - | - | - | 0 | 0 | 0 | 0 | | | | |
| Harris, DeMichael | PS | PS | PS | PS | PS | - | - | - | - | - | - | - | - | - | - | - | 0 | 0 | 0 | 0 | | | | |
| Hentges, Hale | ^ | ^ | PS | PS | PS | - | - | - | - | - | - | - | - | - | - | - | 0 | 0 | 0 | 0 | | | | |
| Hilton, T.Y. | WR | WR | WR | WR | WR | - | - | - | - | - | - | - | - | - | - | - | 5 | 5 | 0 | 0 | | | | |
| Hines, Nyheim | P | P | P | P | P | - | - | - | - | - | - | - | - | - | - | - | 5 | 0 | 0 | 0 | | | | |
| Hogan, Krishawn | ^ | ^ | ^ | PS | NOT | - | - | - | - | - | - | - | - | - | - | - | 0 | 0 | 0 | 0 | | | | |
| Hooker, Malik | FS | FS | IR | IR | IR | - | - | - | - | - | - | - | - | - | - | - | 2 | 2 | 0 | 0 | | | | |
| Houston, Justin | DE | DE | DE | DE | DE | - | - | - | - | - | - | - | - | - | - | - | 5 | 5 | 0 | 0 | | | | |
| Jackson, Darius | NOT | PS | PS | PS | PS | - | - | - | - | - | - | - | - | - | - | - | 0 | 0 | 0 | 0 | | | | |
| Johnson, Marcus | NOT | NOT | PS | P | WR | - | - | - | - | - | - | - | - | - | - | - | 2 | 1 | 0 | 0 | | | | |
| Kelly, Chad | PS | PS | PS | NOT | NOT | - | - | - | - | - | - | - | - | - | - | - | 0 | 0 | 0 | 0 | | | | |
| Kelly, Ryan | C | C | C | C | C | - | - | - | - | - | - | - | - | - | - | - | 5 | 5 | 0 | 0 | | | | |
| Leonard, Darius | WLB | WLB | WLB | WLB | N | - | - | - | - | - | - | - | - | - | - | - | 4 | 4 | 0 | 1 | | | | |
| Lewis, Tyquan | P | P | P | P | P | - | - | - | - | - | - | - | - | - | - | - | 5 | 0 | 0 | 0 | | | | |
| Mack, Marlon | RB | IR | IR | IR | IR | - | - | - | - | - | - | - | - | - | - | - | 1 | 1 | 0 | 0 | | | | |
| McLaughlin, Chase | NOT | PS | NOT | NOT | NOT | - | - | - | - | - | - | - | - | - | - | - | 0 | 0 | 0 | 0 | | | | |
| Milligan, Rolan | ^ | IR | ^ | ^ | ^ | - | - | - | - | - | - | - | - | - | - | - | 0 | 0 | 0 | 0 | | | | |
| Moore II, Kenny | LB | P | LB | LB | LB | - | - | - | - | - | - | - | - | - | - | - | 5 | 4 | 0 | 0 | | | | |
| Moore, Skai | ^ | IR | ^ | ^ | ^ | - | - | - | - | - | - | - | - | - | - | - | 0 | 0 | 0 | 0 | | | | |
| Muhammad, Al-Quadin | P | P | P | P | P | - | - | - | - | - | - | - | - | - | - | - | 5 | 0 | 0 | 0 | | | | |



PLAYER PARTICIPATION



| | | | | | | | | | | | | | | | | | | | | |
|--------------------|--------------|--------------|--------------|--------------|--------------|---|---|---|---|---|---|---|---|---|---|---|---|---|---|---|
| Nelson, Quenton | LG | LG | LG | LG | LG | - | - | - | - | - | - | - | - | - | - | - | 5 | 5 | 0 | 0 |
| O'Donnell, Carter | <i>PS</i> | <i>PS</i> | <i>PS</i> | <i>PS</i> | <i>PS</i> | - | - | - | - | - | - | - | - | - | - | - | 0 | 0 | 0 | 0 |
| Odum, George | P | P | P | P | P | - | - | - | - | - | - | - | - | - | - | - | 5 | 0 | 0 | 0 |
| Okereke, Bobby | P | SAM | SAM | SAM | SAM | - | - | - | - | - | - | - | - | - | - | - | 5 | 4 | 0 | 0 |
| Pascal, Zach | WR | WR | WR | WR | WR | - | - | - | - | - | - | - | - | - | - | - | 5 | 5 | 0 | 0 |
| Patmon, Dezmon | <i>N</i> | <i>N</i> | <i>N</i> | <i>N</i> | <i>N</i> | - | - | - | - | - | - | - | - | - | - | - | 0 | 0 | 0 | 5 |
| Pinter, Danny | P | P | P | P | <i>X</i> | - | - | - | - | - | - | - | - | - | - | - | 4 | 0 | 1 | 0 |
| Pittman, Michael | P | P | WR | <i>IR</i> | <i>IR</i> | - | - | - | - | - | - | - | - | - | - | - | 3 | 1 | 0 | 0 |
| Rhodes, Luke | P | P | P | P | P | - | - | - | - | - | - | - | - | - | - | - | 5 | 0 | 0 | 0 |
| Rhodes, Xavier | CB | CB | CB | CB | CB | - | - | - | - | - | - | - | - | - | - | - | 5 | 5 | 0 | 0 |
| Rivers, Philip | QB | QB | QB | QB | QB | - | - | - | - | - | - | - | - | - | - | - | 5 | 5 | 0 | 0 |
| Rodgers, Isaiah | P | P | P | P | P | - | - | - | - | - | - | - | - | - | - | - | 5 | 0 | 0 | 0 |
| Sanchez, Rigoberto | P | P | P | P | P | - | - | - | - | - | - | - | - | - | - | - | 5 | 0 | 0 | 0 |
| Smith, Braden | RT | RT | RT | RT | RT | - | - | - | - | - | - | - | - | - | - | - | 5 | 5 | 0 | 0 |
| Smith, Tremon | <i>PS</i> | <i>PS</i> | P | P | P | - | - | - | - | - | - | - | - | - | - | - | 3 | 0 | 0 | 0 |
| Speed, E.J. | P | <i>N</i> | P | P | P | - | - | - | - | - | - | - | - | - | - | - | 4 | 0 | 0 | 1 |
| Stallworth, Taylor | P | P | P | P | P | - | - | - | - | - | - | - | - | - | - | - | 5 | 0 | 0 | 0 |
| Stewart, Grover | NT | NT | NT | NT | NT | - | - | - | - | - | - | - | - | - | - | - | 5 | 5 | 0 | 0 |
| Taylor, Jonathan | P | RB | RB | RB | RB | - | - | - | - | - | - | - | - | - | - | - | 5 | 4 | 0 | 0 |
| Tell III, Marvell | <i>^</i> | <i>IR</i> | <i>^</i> | <i>^</i> | <i>^</i> | - | - | - | - | - | - | - | - | - | - | - | 0 | 0 | 0 | 0 |
| Togia, Noah | <i>N</i> | P | P | <i>N</i> | <i>N</i> | - | - | - | - | - | - | - | - | - | - | - | 2 | 0 | 0 | 3 |
| Turay, Kemoko | <i>R/PUP</i> | <i>R/PUP</i> | <i>R/PUP</i> | <i>R/PUP</i> | <i>R/PUP</i> | - | - | - | - | - | - | - | - | - | - | - | 0 | 0 | 0 | 0 |
| Walker, Anthony | MLB | MLB | MLB | MLB | MLB | - | - | - | - | - | - | - | - | - | - | - | 5 | 5 | 0 | 0 |
| Wilkins, Jordan | P | P | P | P | P | - | - | - | - | - | - | - | - | - | - | - | 5 | 0 | 0 | 0 |
| Williams, Chris | <i>PS</i> | <i>PS</i> | <i>PS</i> | <i>PS</i> | <i>PS</i> | - | - | - | - | - | - | - | - | - | - | - | 0 | 0 | 0 | 0 |
| Willis, Khari | SS | SS | SS | SS | SS | - | - | - | - | - | - | - | - | - | - | - | 5 | 5 | 0 | 0 |
| Wilson, Tavon | SS | P | P | P | P | - | - | - | - | - | - | - | - | - | - | - | 5 | 1 | 0 | 0 |
| Windsor, Robert | <i>PS</i> | <i>PS</i> | <i>PS</i> | <i>PS</i> | <i>PS</i> | - | - | - | - | - | - | - | - | - | - | - | 0 | 0 | 0 | 0 |
| Wolf, Ethan | <i>^</i> | <i>^</i> | <i>PS</i> | <i>PS</i> | <i>NOT</i> | - | - | - | - | - | - | - | - | - | - | - | 0 | 0 | 0 | 0 |
| Ya-Sin, Rock | CB | <i>N</i> | <i>N</i> | CB | CB | - | - | - | - | - | - | - | - | - | - | - | 3 | 3 | 0 | 2 |

LEGEND:

CAPS=Starter, P=Player was a substitution, N=On Inactive List, X=Did Not Play (Non-injury), NOT=Not on Roster, PS=Practice Squad, IR=Injured Reserve, R/PUP=Reserved/PUP, ^=With Other Team

ROSTER/GAME-BY-GAME CAPTAINS



2020 REGULAR SEASON - CAPTAINS

| DATE | OPPONENT | OFFENSE | DEFENSE | SPECIAL TEAMS |
|-------|-----------------|------------------------------|----------------------------------|----------------|
| 9/13 | at Jacksonville | T.Y. Hilton Philip Rivers | Justin Houston Darius Leonard | Zaire Franklin |
| 9/20 | Minnesota | T.Y. Hilton Philip Rivers | Justin Houston Darius Leonard | Zaire Franklin |
| 9/27 | N.Y. Jets | T.Y. Hilton Philip Rivers | Justin Houston Darius Leonard | Zaire Franklin |
| 10/4 | at Chicago | T.Y. Hilton Philip Rivers | Justin Houston Darius Leonard | Zaire Franklin |
| 10/11 | at Cleveland | T.Y. Hilton Philip Rivers | Justin Houston Darius Leonard | Zaire Franklin |
| 10/18 | Cincinnati | -- | -- | -- |
| 11/1 | at Detroit | -- | -- | -- |
| 11/8 | Baltimore | -- | -- | -- |
| 11/12 | at Tennessee | -- | -- | -- |
| 11/22 | Green Bay | -- | -- | -- |
| 11/29 | Tennessee | -- | -- | -- |
| 12/6 | at Houston | -- | -- | -- |
| 12/13 | at Las Vegas | -- | -- | -- |
| 12/20 | Houston | -- | -- | -- |
| 12/27 | at Pittsburgh | -- | -- | -- |
| 1/3 | Jacksonville | -- | -- | -- |



ROSTER/GAME-BY-GAME STARTERS



| 2020 REGULAR SEASON | | | | | | | | | | | |
|---------------------|-----------------|-------------|-----------|----------|--------------|----------|--------------------------|-----------------------------------------|-----------|-----------|----|
| OFFENSE | | | | | | | | | | | |
| DATE | OPPONENT | LT | LG | C | RG | RT | TE | WR | QB | RB | OT |
| 9/13 | at Jacksonville | A. Castonzo | Q. Nelson | R. Kelly | M. Glowinski | B. Smith | J. Doyle | P. Campbell/ T. Hilton/ Z. Pascal | P. Rivers | M. Mack | -- |
| 9/20 | Minnesota | A. Castonzo | Q. Nelson | R. Kelly | M. Glowinski | B. Smith | M. Alie-Cox | P. Campbell/ T. Hilton/ Z. Pascal | P. Rivers | J. Taylor | -- |
| 9/27 | N.Y. Jets | A. Castonzo | Q. Nelson | R. Kelly | M. Glowinski | B. Smith | J. Doyle | M. Pittman/ T. Hilton/ Z. Pascal | P. Rivers | J. Taylor | -- |
| 10/4 | at Chicago | A. Castonzo | Q. Nelson | R. Kelly | M. Glowinski | B. Smith | M. Alie-Cox/ J. Doyle | T. Hilton/ Z. Pascal | P. Rivers | J. Taylor | -- |
| 10/11 | at Cleveland | L. Clark | Q. Nelson | R. Kelly | M. Glowinski | B. Smith | J. Doyle | T. Hilton/ M. Johnson/ Z. Pascal | P. Rivers | J. Taylor | -- |
| 10/18 | Cincinnati | -- | -- | -- | -- | -- | -- | -- | -- | -- | -- |
| 11/1 | at Detroit | -- | -- | -- | -- | -- | -- | -- | -- | -- | -- |
| 11/8 | Baltimore | -- | -- | -- | -- | -- | -- | -- | -- | -- | -- |
| 11/12 | at Tennessee | -- | -- | -- | -- | -- | -- | -- | -- | -- | -- |
| 11/22 | Green Bay | -- | -- | -- | -- | -- | -- | -- | -- | -- | -- |
| 11/29 | Tennessee | -- | -- | -- | -- | -- | -- | -- | -- | -- | -- |
| 12/6 | at Houston | -- | -- | -- | -- | -- | -- | -- | -- | -- | -- |
| 12/13 | at Las Vegas | -- | -- | -- | -- | -- | -- | -- | -- | -- | -- |
| 12/20 | Houston | -- | -- | -- | -- | -- | -- | -- | -- | -- | -- |
| 12/27 | at Pittsburgh | -- | -- | -- | -- | -- | -- | -- | -- | -- | -- |
| 1/3 | Jacksonville | -- | -- | -- | -- | -- | -- | -- | -- | -- | -- |

| 2020 REGULAR SEASON | | | | | | | | | | | |
|---------------------|-----------------|------------|------------|------------|----------|------------|-----------|-------------|-----------|-----------------------------------------|------------|
| DEFENSE | | | | | | | | | | | |
| DATE | OPPONENT | DE | DT | NT | DE | WLB | MLB | FS | SS | CB | SAM |
| 9/13 | at Jacksonville | J. Houston | D. Buckner | G. Stewart | D. Autry | D. Leonard | A. Walker | M. Hooker | K. Willis | X. Rhodes/ R. Ya-Sin | B. Okereke |
| 9/20 | Minnesota | J. Houston | D. Buckner | G. Stewart | D. Autry | D. Leonard | A. Walker | M. Hooker | K. Willis | K. Moore II/ X. Rhodes | B. Okereke |
| 9/27 | N.Y. Jets | J. Houston | D. Buckner | G. Stewart | D. Autry | D. Leonard | A. Walker | J. Blackmon | K. Willis | K. Moore II/ X. Rhodes/ T. Carrie | -- |
| 10/4 | at Chicago | J. Houston | D. Buckner | G. Stewart | D. Autry | D. Leonard | A. Walker | J. Blackmon | K. Willis | K. Moore II/ X. Rhodes | B. Okereke |
| 10/11 | at Cleveland | J. Houston | D. Buckner | G. Stewart | D. Autry | -- | A. Walker | J. Blackmon | K. Willis | K. Moore II/ X. Rhodes/ R. Ya-Sin | B. Okereke |
| 10/18 | Cincinnati | -- | -- | -- | -- | -- | -- | -- | -- | -- | -- |
| 11/1 | at Detroit | -- | -- | -- | -- | -- | -- | -- | -- | -- | -- |
| 11/8 | Baltimore | -- | -- | -- | -- | -- | -- | -- | -- | -- | -- |
| 11/12 | at Tennessee | -- | -- | -- | -- | -- | -- | -- | -- | -- | -- |
| 11/22 | Green Bay | -- | -- | -- | -- | -- | -- | -- | -- | -- | -- |
| 11/29 | Tennessee | -- | -- | -- | -- | -- | -- | -- | -- | -- | -- |
| 12/6 | at Houston | -- | -- | -- | -- | -- | -- | -- | -- | -- | -- |
| 12/13 | at Las Vegas | -- | -- | -- | -- | -- | -- | -- | -- | -- | -- |
| 12/20 | Houston | -- | -- | -- | -- | -- | -- | -- | -- | -- | -- |
| 12/27 | at Pittsburgh | -- | -- | -- | -- | -- | -- | -- | -- | -- | -- |





| | | | | | | | | | | | |
|-----|--------------|----|----|----|----|----|----|----|----|----|----|
| 1/3 | Jacksonville | -- | -- | -- | -- | -- | -- | -- | -- | -- | -- |
|-----|--------------|----|----|----|----|----|----|----|----|----|----|





ROSTER/GAME-BY-GAME INACTIVES



2020 REGULAR SEASON INACTIVES

| DATE | OPPONENT | 1 | 2 | 3 | 4 | 5 | 6 |
|-------|-----------------|-----------|-------------------------------|-----------------------------|-----------------------------|-----------------------------|---------------------------|
| 09/13 | at Jacksonville | Eli Ankou | <u>Julian Blackmon</u> | <u>Jacob Eason</u> | <u>Dezmon Patmon</u> | <u>Noah Togiai</u> | -- |
| 09/20 | Minnesota | Eli Ankou | Jack Doyle | <u>Jacob Eason</u> | <u>Dezmon Patmon</u> | E.J. Speed | Rock Ya-Sin |
| 09/27 | N.Y. Jets | Eli Ankou | <u>Jacob Eason</u> | <u>Dezmon Patmon</u> | Rock Ya-Sin | -- | -- |
| 10/04 | at Chicago | Eli Ankou | T.J. Carrie | <u>Jacob Eason</u> | <u>Dezmon Patmon</u> | <u>Noah Togiai</u> | -- |
| 10/11 | at Cleveland | Eli Ankou | Anthony Castonzo | <u>Jacob Eason</u> | Darius Leonard | <u>Dezmon Patmon</u> | <u>Noah Togiai</u> |
| 10/18 | Cincinnati | -- | -- | -- | -- | -- | -- |
| 11/01 | at Detroit | -- | -- | -- | -- | -- | -- |
| 11/08 | Baltimore | -- | -- | -- | -- | -- | -- |
| 11/12 | at Tennessee | -- | -- | -- | -- | -- | -- |
| 11/22 | Green Bay | -- | -- | -- | -- | -- | -- |
| 11/29 | Tennessee | -- | -- | -- | -- | -- | -- |
| 12/06 | at Houston | -- | -- | -- | -- | -- | -- |
| 12/13 | at Las Vegas | -- | -- | -- | -- | -- | -- |
| 12/20 | Houston | -- | -- | -- | -- | -- | -- |
| 12/27 | at Pittsburgh | -- | -- | -- | -- | -- | -- |
| 01/03 | Jacksonville | -- | -- | -- | -- | -- | -- |

Bold underline denotes rookie



TEAM STATS



INDIANAPOLIS COLTS / REGULAR SEASON WEEK 5 / THROUGH SUNDAY, OCTOBER 11, 2020

| WON 3, LOST 2 | | | | FRANK REICH (5 GAMES) | |
|---------------|---|-------|-----------------|-----------------------|--|
| 09/13 | L | 20-27 | at Jacksonville | 14,100 | |
| 09/20 | W | 28-11 | Minnesota | 2,500 | |
| 09/27 | W | 36-7 | N.Y. Jets | 7,480 | |
| 10/04 | W | 19-11 | at Chicago | | |
| 10/11 | L | 23-32 | at Cleveland | 11,759 | |

| 2020 TEAM STATISTICS | | | | IND | OPP. |
|----------------------------------|--|--|--|----------------|----------------|
| FIRST DOWNS | | | | 105 | 82 |
| Rushing | | | | 31 | 23 |
| Passing | | | | 60 | 50 |
| Penalty | | | | 14 | 9 |
| Third Down-Made/Att | | | | 22/63 | 24/62 |
| Third Down Efficiency | | | | 34.9% | 38.7% |
| Fourth Down-Made/Att | | | | 5/8 | 1/2 |
| Fourth Down Efficiency | | | | 62.5% | 50.0% |
| TOTAL NET YARDS | | | | 1,749 | 1,300 |
| Avg. Per Game | | | | 349.8 | 260.0 |
| Total Plays | | | | 312 | 285 |
| Avg. Per Play | | | | 5.6 | 4.7 |
| NET YARDS RUSHING | | | | 529 | 432 |
| Avg. Per Game | | | | 105.8 | 86.4 |
| Total Rushes | | | | 149 | 119 |
| Avg. Per Rush | | | | 3.6 | 3.6 |
| NET YARDS PASSING | | | | 1,220 | 898 |
| Total Passes | | | | 244.0 | 179.6 |
| Sacked/Yards Lost | | | | 5/24 | 11/70 |
| Gross Yards | | | | 1,244 | 968 |
| Attempts/Completions | | | | 158/111 | 155/95 |
| Pct. of Completion | | | | 70.3% | 61.3% |
| Had Intercepted | | | | 5 | 9 |
| PUNTS/AVERAGE | | | | 12/47.3 | 21/43.8 |
| Net Punting Average | | | | 43.8 | 37.5 |
| PUNT RETURN/AVG. | | | | 11/10.3 | 4/5.8 |
| KICKOFF RETURN/AVG. | | | | 13/30.2 | 19/19.7 |
| INTERCEPTION RETURN/AVG. | | | | 9/20.3 | 5/17.8 |
| PENALTIES/YARDS | | | | 31/319 | 29/276 |
| FUMBLES/BALL LOST | | | | 1/0 | 1/0 |
| TOUCHDOWNS | | | | 11 | 9 |
| Rushing | | | | 4 | 1 |
| Passing | | | | 4 | 7 |
| Returns | | | | 3 | 1 |
| EXTRA POINTS/ATTEMPTS | | | | 11/11 | 7/7 |
| TWO POINT CONVERSION/ATT. | | | | 0/0 | 2/2 |
| FIELD GOALS/ATTEMPTS | | | | 15/17 | 7/7 |
| AVG. TIME OF POSSESSION | | | | 31:56 | 28:04 |

| * SCORE BY PERIODS | | | | Q1 | Q2 | Q3 | Q4 | OT | PTS |
|--------------------|--|--|--|----|----|----|----|----|-----|
| TEAM | | | | 28 | 44 | 30 | 24 | 0 | 126 |
| OPPONENTS | | | | 13 | 34 | 10 | 31 | 0 | 88 |

| SCORING | | | | | | | | | | |
|----------------|----|----|----|-------|-------|-------|---|-----|-----|--|
| TD | RU | PA | RT | K-PAT | FG | 2PT | S | PTS | | |
| R. Blankenship | 0 | 0 | 0 | 0 | 11/11 | 15/17 | 0 | 0 | 56 | |
| J. Taylor | 3 | 3 | 0 | 0 | 0/0 | 0/0 | 0 | 0 | 18 | |
| M. Alie-Cox | 2 | 0 | 2 | 0 | 0/0 | 0/0 | 0 | 0 | 12 | |
| N. Hines | 2 | 1 | 1 | 0 | 0/0 | 0/0 | 0 | 0 | 12 | |
| T. Carrie | 1 | 0 | 0 | 1 | 0/0 | 0/0 | 0 | 0 | 6 | |
| Z. Pascal | 1 | 0 | 1 | 0 | 0/0 | 0/0 | 0 | 0 | 6 | |
| X. Rhodes | 1 | 0 | 0 | 1 | 0/0 | 0/0 | 0 | 0 | 6 | |
| I. Rodgers | 1 | 0 | 0 | 1 | 0/0 | 0/0 | 0 | 0 | 6 | |
| D. Buckner | 0 | 0 | 0 | 0 | 0/0 | 0/0 | 0 | 1 | 2 | |
| J. Houston | 0 | 0 | 0 | 0 | 0/0 | 0/0 | 0 | 1 | 2 | |
| TEAM | 11 | 4 | 4 | 3 | 11/11 | 15/17 | 0 | 2 | 126 | |
| OPPONENTS | 9 | 1 | 7 | 1 | 7/7 | 7/7 | 2 | 0 | 88 | |

| * PASSING | | | | | | | | | | |
|-------------|-----|-----|-------|---------|-----|------|-----|------|-------|------|
| ATT | CMP | YDS | CMP% | YDS/ATT | TD | INT% | INT | LONG | SACK/ | LOST |
| P. Rivers | 154 | 109 | 1,227 | 70.8 | 8.0 | 4 | 2.6 | 5 | 3.2 | 45 |
| J. Brissett | 4 | 2 | 17 | 50.0 | 4.3 | 0 | 0.0 | 0 | 1.3 | 6 |
| TEAM | 158 | 111 | 1,244 | 70.3 | 7.9 | 4 | 2.5 | 5 | 3.2 | 45 |
| OPPONENTS | 155 | 95 | 968 | 61.3 | 6.2 | 7 | 4.5 | 9 | 5.8 | 33 |

| * RUSHING | | | | NO. | YDS | AVG | LONG | TD |
|-------------|-----|-----|-----|-----|-----|-----|------|----|
| J. Taylor | 77 | 307 | 4.0 | 18 | 3 | | | |
| J. Wilkins | 28 | 95 | 3.4 | 22 | 0 | | | |
| N. Hines | 26 | 81 | 3.1 | 121 | 1 | | | |
| M. Mack | 4 | 26 | 6.5 | 18 | 0 | | | |
| P. Campbell | 2 | 16 | 8.0 | 9 | 0 | | | |
| A. Dulin | 1 | 3 | 3.0 | 3 | 0 | | | |
| P. Rivers | 9 | 1 | 0.1 | 3 | 0 | | | |
| J. Brissett | 2 | 0 | 0.0 | 0 | 0 | | | |
| TEAM | 149 | 529 | 3.6 | 22 | 4 | | | |
| OPPONENTS | 119 | 432 | 3.6 | 28 | 1 | | | |

| * RECEIVING | | | | TAR | NO. | YDS | AVG | LONG | TD |
|-------------|-----|-----|-------|------|-----|-----|-----|------|----|
| T. Hilton | 32 | 19 | 231 | 12.2 | 28 | 0 | | | |
| M. Alie-Cox | 11 | 14 | 111 | 17.6 | 45 | 2 | | | |
| Z. Pascal | 21 | 12 | 144 | 12.0 | 36 | 1 | | | |
| N. Hines | 21 | 18 | 119 | 6.6 | 18 | 1 | | | |
| J. Taylor | 13 | 12 | 107 | 8.9 | 35 | 0 | | | |
| M. Johnson | 4 | 4 | 80 | 20.0 | 34 | 0 | | | |
| M. Pittman | 12 | 9 | 73 | 8.1 | 16 | 0 | | | |
| P. Campbell | 9 | 6 | 71 | 11.8 | 21 | 0 | | | |
| J. Doyle | 7 | 4 | 61 | 15.3 | 28 | 0 | | | |
| T. Burton | 11 | 7 | 49 | 7.0 | 10 | 0 | | | |
| A. Dulin | 3 | 2 | 40 | 20.0 | 34 | 0 | | | |
| M. Mack | 3 | 3 | 30 | 10.0 | 19 | 0 | | | |
| D. Fountain | 3 | 2 | 23 | 11.5 | 12 | 0 | | | |
| J. Wilkins | 2 | 2 | 22 | 11.0 | 16 | 0 | | | |
| N. Topiai | 1 | 0 | 0 | 0.0 | 0 | 0 | | | |
| TEAM | 156 | 111 | 1,244 | 11.2 | 45 | 4 | | | |
| OPPONENTS | 149 | 95 | 968 | 10.2 | 33 | 7 | | | |

| * INTERCEPTIONS | | | | NO. | YDS | AVG | LONG | TD |
|-----------------|---|-----|------|-----|-----|-----|------|----|
| T. Carrie | 2 | 47 | 23.5 | 4/1 | 1 | | | |
| X. Rhodes | 2 | 44 | 22.0 | 4/4 | 1 | | | |
| K. Willis | 1 | 43 | 43.0 | 43 | 0 | | | |
| K. Moore II | 1 | 16 | 16.0 | 16 | 0 | | | |
| J. Blackmon | 1 | 15 | 15.0 | 15 | 0 | | | |
| A. Walker | 1 | 11 | 11.0 | 11 | 0 | | | |
| B. Okereke | 1 | 7 | 7.0 | 7 | 0 | | | |
| TEAM | 9 | 183 | 20.3 | 4/1 | 2 | | | |
| OPPONENTS | 5 | 89 | 17.8 | 4/1 | 1 | | | |

| * FUMBLES | | | | FUM | LST | FF | REC | TD |
|-----------|---|---|---|-----|-----|----|-----|----|
| B. Smith | 0 | 0 | 0 | 1 | 0 | | | |
| P. Rivers | 1 | 0 | 0 | 0 | 1 | | | |
| TEAM | 1 | 0 | 0 | 1 | 0 | | | |
| OPPONENTS | 1 | 0 | 0 | 1 | 0 | | | |

| * PUNTING | | | | NO. | YDS | AVG | NET | TB | IN | LG | B |
|------------|----|-----|------|------|-----|-----|-----|----|----|----|---|
| R. Sanchez | 12 | 569 | 47.3 | 43.8 | 1 | 7 | 60 | 0 | | | |
| TEAM | 12 | 568 | 47.3 | 43.8 | 1 | 7 | 60 | 0 | | | |
| OPPONENTS | 21 | 920 | 43.8 | 37.5 | 1 | 6 | 62 | 0 | | | |

| * PUNT RETURNS | | | | RET | FC | YDS | AVG | LONG | TD |
|----------------|----|---|-----|------|----|-----|-----|------|----|
| N. Hines | 10 | 4 | 101 | 10.1 | 21 | 0 | | | |
| I. Rodgers | 1 | 1 | 12 | 12.0 | 12 | 0 | | | |
| TEAM | 11 | 5 | 113 | 10.3 | 21 | 0 | | | |
| OPPONENTS | 4 | 4 | 23 | 5.8 | 10 | 0 | | | |

| * KICKOFF RETURNS | | | | NO. | YDS | AVG | LONG | TD |
|-------------------|----|-----|------|-------|-----|-----|------|----|
| I. Rodgers | 7 | 288 | 38.3 | 10/11 | 1 | | | |
| A. Dulin | 4 | 98 | 24.5 | 41 | 0 | | | |
| N. Hines | 1 | 24 | 24.0 | 24 | 0 | | | |
| J. Wilkins | 1 | 3 | 3.0 | 3 | 0 | | | |
| TEAM | 13 | 389 | 30.2 | 10/11 | 1 | | | |
| OPPONENTS | 19 | 374 | 19.7 | 40 | 0 | | | |

| * FIELD GOALS | | | | 1-19 | 20-29 | 30-39 | 40-49 | 50+ |
|----------------|-----|-----|-----|------|-------|-------|-------|-----|
| R. Blankenship | 0/0 | 4/4 | 7/8 | 4/5 | 0/0 | | | |
| TEAM | 0/0 | 4/4 | 7/8 | 4/5 | 0/0 | | | |
| OPPONENTS | 0/0 | 3/3 | 1/1 | 2/2 | 1/1 | | | |

R. Blankenship (38G, 30LU, 25G) (28G, 38G, 38G, 44G) (42G, 41RU, 41G) (21G, 30G, 44G, 30G) (32G, 37G, 25G)
 OPP: (50G, 46G) (21G) (27G) (24G, 36G, 46G)

2-PT Conv: TM 0-0, OPP 2-2

SACKS: J. Houston 3.5, D. Autry 2.0, D. Buckner 1.5, T. Lewis 1.0, K. Willis 1.0, A. Muhammad 1.0, K. Moore II 1.0, TM 11.0, OPP 5.0 FUM/LOST: P. Rivers 1/0, TM 1/0, OPP 1/0

| * PASSING | | | | | | | | | | |
|-------------|-----|-----|-------|---------|-----|------|-----|------|-------|------|
| ATT | CMP | YDS | CMP% | YDS/ATT | TD | INT% | INT | LONG | SACK/ | LOST |
| P. Rivers | 154 | 109 | 1,227 | 70.8 | 8.0 | 4 | 2.6 | 5 | 3.2 | 45 |
| J. Brissett | 4 | 2 | 17 | 50.0 | 4.3 | 0 | 0.0 | 0 | 1.3 | 6 |
| TEAM | 158 | 111 | 1,244 | 70.3 | 7.9 | 4 | 2.5 | 5 | 3.2 | 45 |
| OPPONENTS | 155 | 95 | 968 | 61.3 | 6.2 | 7 | 4.5 | 9 | 5.8 | 33 |

DEFENSIVE STATS



2020 REGULAR SEASON INDIANAPOLIS COLTS DEFENSIVE STATS (THROUGH WEEK 5)

| POS. | PLAYER | TKL. | AST. | COMB. | SACKS | SK./YDS. | TFL | QH | INT./YDS. | PD | FF | FR |
|---------------------|---------------|------------|-----------|------------|-------------|------------------|-----------|-----------|--------------|-----------|----------|----------|
| LB | A. Walker | 25 | 7 | 32 | 0.0 | 0.0/0.0 | 1 | 1 | 1/11 | 2 | 0 | 0 |
| LB | D. Leonard | 18 | 10 | 28 | 0.0 | 0.0/0.0 | 2 | 0 | 0/0 | 2 | 0 | 0 |
| LB | B. Okereke | 20 | 6 | 26 | 0.0 | 0.0/0.0 | 1 | 0 | 1/7 | 1 | 0 | 0 |
| DT | D. Buckner | 13 | 10 | 23 | 1.5 | 1.5/9.0 | 2 | 9 | 0/0 | 1 | 0 | 0 |
| S | K. Willis | 13 | 7 | 20 | 1.0 | 1.0/6.0 | 1 | 1 | 1/43 | 1 | 0 | 0 |
| CB | K. Moore II | 15 | 3 | 18 | 1.0 | 1.0/11.0 | 1 | 1 | 1/16 | 3 | 0 | 0 |
| DT | G. Stewart | 13 | 5 | 18 | 0.0 | 0.0/0.0 | 1 | 0 | 0/0 | 0 | 0 | 0 |
| DT/DE | D. Autry | 9 | 5 | 14 | 2.0 | 2.0/9.0 | 3 | 3 | 0/0 | 0 | 0 | 0 |
| CB | R. Ya-Sin | 10 | 3 | 13 | 0.0 | 0.0/0.0 | 0 | 0 | 0/0 | 2 | 0 | 0 |
| DE | J. Houston | 7 | 3 | 10 | 3.5 | 3.5/26.0 | 4 | 6 | 0/0 | 0 | 0 | 0 |
| CB | X. Rhodes | 7 | 2 | 9 | 0.0 | 0.0/0.0 | 0 | 0 | 2/44 | 5 | 0 | 0 |
| S | J. Blackmon | 7 | 1 | 8 | 0.0 | 0.0/0.0 | 0 | 0 | 1/15 | 5 | 0 | 0 |
| LB | Z. Franklin | 5 | 3 | 8 | 0.0 | 0.0/0.0 | 0 | 0 | 0/0 | 0 | 0 | 0 |
| S | M. Hooker | 5 | 2 | 7 | 0.0 | 0.0/0.0 | 0 | 0 | 0/0 | 0 | 0 | 0 |
| S | T. Wilson | 5 | 0 | 5 | 0.0 | 0.0/0.0 | 2 | 0 | 0/0 | 1 | 0 | 0 |
| CB | T. Carrie | 3 | 1 | 4 | 0.0 | 0.0/0.0 | 0 | 0 | 2/47 | 3 | 0 | 0 |
| DE | A. Muhammad | 3 | 1 | 4 | 1.0 | 1.0/4.0 | 0 | 4 | 0/0 | 0 | 1 | 0 |
| DE | B. Banogu | 2 | 2 | 4 | 0.0 | 0.0/0.0 | 0 | 0 | 0/0 | 0 | 0 | 0 |
| CB | I. Rodgers | 3 | 0 | 3 | 0.0 | 0.0/0.0 | 0 | 0 | 0/0 | 0 | 0 | 0 |
| DT | T. Stallworth | 2 | 1 | 3 | 0.0 | 0.0/0.0 | 0 | 0 | 0/0 | 0 | 0 | 0 |
| DT/DE | T. Lewis | 1 | 1 | 2 | 1.0 | 1.0/5.0 | 1 | 1 | 0/0 | 0 | 0 | 0 |
| COLTS TOTALS | | 186 | 73 | 259 | 11.0 | 11.0/70.0 | 19 | 26 | 9/183 | 26 | 1 | 0 |
| OPP. TOTALS | | 219 | 80 | 299 | 5.0 | 5.0/24.0 | 17 | 16 | 5/89 | 22 | 1 | 0 |

TKL= Tackle, AST= Assist, COMB= Combined, TFL= Tackle for a Loss, QBH= Quarterback Hits, INT= Interception, PD= Pass Defense, FF= Forced Fumble, FR= Fumble Recovery BL= Blocked

2020 COLTS SPECIAL TEAMS

| POS. | PLAYER | TKS | ASST | TOTAL | FF | FR | BL |
|---------------|-----------------|-----------|----------|-----------|----------|----------|----------|
| S | Odom, George | 6 | 2 | 8 | 0 | 0 | 0 |
| LB | Glasgow, Jordan | 5 | 0 | 5 | 0 | 0 | 0 |
| LB | Speed, E.J. | 3 | 1 | 4 | 0 | 0 | 0 |
| LB | Franklin, Zaire | 2 | 0 | 2 | 0 | 0 | 0 |
| CB | Carrie, T.J. | 1 | 1 | 2 | 0 | 0 | 0 |
| WR | Dulin, Ashton | 1 | 1 | 2 | 0 | 0 | 0 |
| DE | Banogu, Ben | 0 | 2 | 2 | 0 | 0 | 0 |
| LB | Adams, Matthew | 1 | 0 | 1 | 0 | 0 | 0 |
| CB | Moore II, Kenny | 1 | 0 | 1 | 0 | 0 | 0 |
| TOTALS | | 20 | 7 | 27 | 0 | 0 | 0 |

DEFENSIVE STATS BY RANK

| SACKS | | INTERCEPTIONS | | TACKLES FOR LOSS | | PASSES DEFENSED | | QUARTERBACK HITS | |
|-------------|-----|---------------|-----|------------------|-----|-----------------|-----|------------------|-----|
| PLAYER | NO. | PLAYER | NO. | PLAYER | NO. | PLAYER | NO. | PLAYER | NO. |
| J. Houston | 3.5 | T. Carrie | 2 | J. Houston | 4 | J. Blackmon | 5 | D. Buckner | 9 |
| D. Autry | 2.0 | X. Rhodes | 2 | D. Autry | 3 | X. Rhodes | 5 | J. Houston | 6 |
| D. Buckner | 1.5 | J. Blackmon | 1 | D. Buckner | 2 | T. Carrie | 3 | A. Muhammad | 4 |
| T. Lewis | 1.0 | K. Moore II | 1 | D. Leonard | 2 | K. Moore II | 3 | D. Autry | 3 |
| K. Moore II | 1.0 | B. Okereke | 1 | T. Wilson | 2 | D. Leonard | 2 | T. Lewis | 1 |
| A. Muhammad | 1.0 | A. Walker | 1 | T. Lewis | 1 | A. Walker | 2 | K. Moore II | 1 |
| K. Willis | 1.0 | K. Willis | 1 | K. Moore II | 1 | R. Ya-Sin | 2 | A. Walker | 1 |
| | | | | B. Okereke | 1 | D. Buckner | 1 | K. Willis | 1 |
| | | | | G. Stewart | 1 | B. Okereke | 1 | | |
| | | | | A. Walker | 1 | K. Willis | 1 | | |
| | | | | K. Willis | 1 | T. Wilson | 1 | | |



GAME-BY-GAME DEFENSE



2020 REGULAR SEASON COLTS GAME-BY-GAME DEFENSE

| | 09/13 @ JAX | 09/20 MIN | 09/27 NYJ | 10/04 @ CHI | 10/11 @ CLE | 10/18 CIN | 11/01 @ DET | 11/08 BAL | 11/12 @ TEN | 11/22 GB | 11/29 TEN | 12/06 @ HOU | 12/13 @ LV | 12/20 HOU | 12/27 @ PIT | 01/03 JAX | Totals |
|---------------------|-------------------|--------------|--------------|-------------------|-------------------|--------------|-------------------|--------------|-------------------|-------------|--------------|-------------------|------------------|--------------|-------------------|--------------|--------|
| FIRST DOWNS | | | | | | | | | | | | | | | | | |
| Total | 17 | 12 | 15 | 16 | 22 | | | | | | | | | | | | 82 |
| Rushing | 4 | 3 | 7 | 2 | 7 | | | | | | | | | | | | 23 |
| Passing | 11 | 5 | 7 | 12 | 15 | | | | | | | | | | | | 50 |
| Penalty | 2 | 4 | 1 | 2 | 0 | | | | | | | | | | | | 9 |
| THIRD DOWNS | | | | | | | | | | | | | | | | | |
| Attempts | 10 | 9 | 12 | 14 | 17 | | | | | | | | | | | | 62 |
| Converted | 5 | 2 | 3 | 4 | 10 | | | | | | | | | | | | 24 |
| Percentage | 50.0% | 22.2% | 25.0% | 28.6% | 58.8% | | | | | | | | | | | | 38.7% |
| FOURTH DOWNS | | | | | | | | | | | | | | | | | |
| Attempts | 0 | 0 | 1 | 0 | 1 | | | | | | | | | | | | 2 |
| Converted | 0 | 0 | 0 | 0 | 1 | | | | | | | | | | | | 1 |
| Percentage | 0 | 0 | 0.0% | 0 | 100.0% | | | | | | | | | | | | 50.0% |
| TOT. OFFENSE | | | | | | | | | | | | | | | | | |
| Net Yards | 241 | 175 | 260 | 269 | 385 | | | | | | | | | | | | 1,330 |
| Plays | 47 | 47 | 60 | 59 | 72 | | | | | | | | | | | | 285 |
| Avg./Play | 5.1 | 3.7 | 4.3 | 4.6 | 5.3 | | | | | | | | | | | | 4.7 |
| RUSHING | | | | | | | | | | | | | | | | | |
| Net Yards | 91 | 80 | 109 | 28 | 124 | | | | | | | | | | | | 432 |
| Rush. Att. | 23 | 18 | 29 | 16 | 33 | | | | | | | | | | | | 119 |
| Avg./Att. | 4.0 | 4.4 | 3.8 | 1.8 | 3.8 | | | | | | | | | | | | 3.6 |
| PASSING | | | | | | | | | | | | | | | | | |
| Net Yards | 150 | 95 | 151 | 241 | 261 | | | | | | | | | | | | 898 |
| Attempts | 20 | 26 | 29 | 42 | 38 | | | | | | | | | | | | 155 |
| Completions | 19 | 11 | 17 | 26 | 22 | | | | | | | | | | | | 95 |
| Intercepted | 0 | 3 | 3 | 1 | 2 | | | | | | | | | | | | 9 |
| Gross Yards | 173 | 113 | 168 | 249 | 265 | | | | | | | | | | | | 968 |
| Sacked | 4.0 | 3.0 | 2.0 | 1.0 | 1.0 | | | | | | | | | | | | 11.0 |
| Yards Lost | 23 | 18 | 17 | 8 | 4 | | | | | | | | | | | | 70 |
| ADVANCES | | | | | | | | | | | | | | | | | |
| Rushes | 23 | 18 | 29 | 16 | 33 | | | | | | | | | | | | 119 |
| Completions | 19 | 11 | 17 | 26 | 22 | | | | | | | | | | | | 95 |
| Totals | 42 | 29 | 46 | 42 | 55 | | | | | | | | | | | | 214 |
| Total Drives | 10 | 10 | 11 | 11 | 9 | | | | | | | | | | | | 51 |
| PENALTIES | | | | | | | | | | | | | | | | | |
| Number | 6 | 6 | 7 | 8 | 2 | | | | | | | | | | | | 29 |
| Yards | 61 | 45 | 57 | 103 | 10 | | | | | | | | | | | | 276 |
| FUMBLES | | | | | | | | | | | | | | | | | |
| Number | 0 | 0 | 0 | 0 | 1 | | | | | | | | | | | | 1 |
| Lost | 0 | 0 | 0 | 0 | 0 | | | | | | | | | | | | 0 |
| PUNTING | | | | | | | | | | | | | | | | | |
| Net Yards | 136 | 168 | 210 | 313 | 93 | | | | | | | | | | | | 920 |
| Punts | 3 | 4 | 5 | 7 | 2 | | | | | | | | | | | | 21 |
| Net Avg. | 45.3 | 32.0 | 37.2 | 35.9 | 43.0 | | | | | | | | | | | | 41.8 |
| Gross Avg. | 45.3 | 42.0 | 42.0 | 44.7 | 46.5 | | | | | | | | | | | | 43.8 |
| SCORING | | | | | | | | | | | | | | | | | |
| Points | 27 | 11 | 7 | 11 | 32 | | | | | | | | | | | | 88 |
| Q1 | 0 | 3 | 7 | 0 | 3 | | | | | | | | | | | | 13 |
| Q2 | 14 | 0 | 0 | 3 | 17 | | | | | | | | | | | | 34 |
| Q3 | 3 | 0 | 0 | 0 | 7 | | | | | | | | | | | | 10 |
| Q4 | 10 | 8 | 0 | 8 | 5 | | | | | | | | | | | | 31 |
| OT | 0 | 0 | 0 | 0 | 0 | | | | | | | | | | | | 0 |
| TD Rushing | 0 | 1 | 0 | 0 | 0 | | | | | | | | | | | | 1 |
| TD Passing | 3 | 0 | 1 | 1 | 2 | | | | | | | | | | | | 7 |
| TD KO Returns | 0 | 0 | 0 | 0 | 0 | | | | | | | | | | | | 0 |
| TD Punt Returns | 0 | 0 | 0 | 0 | 0 | | | | | | | | | | | | 0 |
| TD Sp. Teams | 0 | 0 | 0 | 0 | 0 | | | | | | | | | | | | 0 |
| TD Def. Returns | 0 | 0 | 0 | 0 | 1 | | | | | | | | | | | | 1 |
| FG Attempts | 2 | 1 | 0 | 1 | 3 | | | | | | | | | | | | 7 |
| FG Made | 2 | 1 | 0 | 1 | 3 | | | | | | | | | | | | 7 |
| Safety | 0 | 0 | 0 | 0 | 1 | | | | | | | | | | | | 1 |
| 2-Pt Attempts | 0 | 1 | 0 | 1 | 0 | | | | | | | | | | | | 2 |
| 2-Pt Made | 0 | 1 | 0 | 1 | 0 | | | | | | | | | | | | 2 |
| Time of Possession | 26:37 | 21:35 | 29:52 | 27:32 | 34:45 | | | | | | | | | | | | 140:21 |



GAME-BY-GAME OFFENSE



2020 REGULAR SEASON COLTS GAME-BY-GAME OFFENSE

| | 09/13 @ JAX | 09/20 MIN | 09/27 NYJ | 10/04 @ CHI | 10/11 @ CLE | 10/18 CIN | 11/01 @ DET | 11/08 BAL | 11/12 @ TEN | 11/22 GB | 11/29 TEN | 12/06 @ HOU | 12/13 @ LV | 12/20 HOU | 12/27 @ PIT | 01/03 JAX | Totals |
|---------------------|-------------------|--------------|--------------|-------------------|-------------------|--------------|-------------------|--------------|-------------------|-------------|--------------|-------------------|------------------|--------------|-------------------|--------------|--------|
| FIRST DOWNS | | | | | | | | | | | | | | | | | |
| Total | 27 | 24 | 21 | 18 | 15 | | | | | | | | | | | | 105 |
| Rushing | 5 | 11 | 6 | 5 | 4 | | | | | | | | | | | | 31 |
| Passing | 17 | 10 | 14 | 9 | 10 | | | | | | | | | | | | 60 |
| Penalty | 5 | 3 | 1 | 4 | 1 | | | | | | | | | | | | 14 |
| THIRD DOWNS | | | | | | | | | | | | | | | | | |
| Attempts | 12 | 11 | 10 | 19 | 11 | | | | | | | | | | | | 63 |
| Converted | 4 | 3 | 3 | 8 | 4 | | | | | | | | | | | | 22 |
| Percentage | 33.3% | 27.3% | 30.0% | 42.1% | 36.4% | | | | | | | | | | | | 34.9% |
| FOURTH DOWNS | | | | | | | | | | | | | | | | | |
| Attempts | 3 | 1 | 1 | 2 | 1 | | | | | | | | | | | | 8 |
| Converted | 1 | 1 | 1 | 1 | 1 | | | | | | | | | | | | 5 |
| Percentage | 33.3% | 100.0% | 100.0% | 50.0% | 100.0% | | | | | | | | | | | | 62.5% |
| TOT. OFFENSE | | | | | | | | | | | | | | | | | |
| Net Yards | 445 | 354 | 353 | 289 | 308 | | | | | | | | | | | | 1,749 |
| Plays | 69 | 67 | 56 | 68 | 52 | | | | | | | | | | | | 312 |
| Avg./Play | 6.4 | 5.3 | 6.3 | 4.3 | 5.9 | | | | | | | | | | | | 5.6 |
| RUSHING | | | | | | | | | | | | | | | | | |
| Net Yards | 88 | 151 | 119 | 103 | 68 | | | | | | | | | | | | 529 |
| Rush. Att. | 22 | 40 | 31 | 38 | 18 | | | | | | | | | | | | 149 |
| Avg./Att. | 4.0 | 3.8 | 3.8 | 2.7 | 3.8 | | | | | | | | | | | | 3.6 |
| PASSING | | | | | | | | | | | | | | | | | |
| Net Yards | 357 | 203 | 234 | 186 | 240 | | | | | | | | | | | | 1,220 |
| Attempts | 46 | 25 | 25 | 29 | 33 | | | | | | | | | | | | 158 |
| Completions | 36 | 19 | 19 | 16 | 21 | | | | | | | | | | | | 111 |
| Intercepted | 2 | 1 | 0 | 0 | 2 | | | | | | | | | | | | 5 |
| Gross Yards | 363 | 214 | 234 | 190 | 243 | | | | | | | | | | | | 1,244 |
| Sacked | 1.0 | 2.0 | 0.0 | 1.0 | 1.0 | | | | | | | | | | | | 5.0 |
| Yards Lost | 6 | 11 | 0 | 4 | 3 | | | | | | | | | | | | 24 |
| ADVANCES | | | | | | | | | | | | | | | | | |
| Rushes | 22 | 40 | 31 | 38 | 18 | | | | | | | | | | | | 149 |
| Completions | 36 | 19 | 19 | 16 | 21 | | | | | | | | | | | | 111 |
| Totals | 58 | 59 | 50 | 54 | 39 | | | | | | | | | | | | 260 |
| Total Drives | 9 | 10 | 10 | 11 | 11 | | | | | | | | | | | | 51 |
| PENALTIES | | | | | | | | | | | | | | | | | |
| Number | 5 | 9 | 4 | 8 | 5 | | | | | | | | | | | | 31 |
| Yards | 80 | 93 | 40 | 76 | 30 | | | | | | | | | | | | 319 |
| FUMBLES | | | | | | | | | | | | | | | | | |
| Number | 0 | 1 | 0 | 0 | 0 | | | | | | | | | | | | 1 |
| Lost | 0 | 0 | 0 | 0 | 0 | | | | | | | | | | | | 0 |
| PUNTING | | | | | | | | | | | | | | | | | |
| Net Yards | 0 | 87 | 175 | 252 | 54 | | | | | | | | | | | | 568 |
| Punts | 0 | 2 | 4 | 5 | 1 | | | | | | | | | | | | 12 |
| Net Avg. | 0.0 | 43.5 | 43.8 | 42.8 | 49.0 | | | | | | | | | | | | 36.3 |
| Gross Avg. | 0.0 | 43.5 | 43.8 | 50.4 | 54.0 | | | | | | | | | | | | 47.3 |
| SCORING | | | | | | | | | | | | | | | | | |
| Points | 20 | 28 | 36 | 19 | 23 | | | | | | | | | | | | 126 |
| Q1 | 7 | 0 | 7 | 7 | 7 | | | | | | | | | | | | 28 |
| Q2 | 10 | 15 | 10 | 6 | 3 | | | | | | | | | | | | 44 |
| Q3 | 0 | 3 | 14 | 3 | 10 | | | | | | | | | | | | 30 |
| Q4 | 3 | 10 | 5 | 3 | 3 | | | | | | | | | | | | 24 |
| OT | 0 | 0 | 0 | 0 | 0 | | | | | | | | | | | | 0 |
| TD Rushing | 1 | 1 | 1 | 0 | 1 | | | | | | | | | | | | 4 |
| TD Passing | 1 | 1 | 1 | 1 | 0 | | | | | | | | | | | | 4 |
| TD KO Returns | 0 | 0 | 0 | 0 | 1 | | | | | | | | | | | | 1 |
| TD Punt Returns | 0 | 0 | 0 | 0 | 0 | | | | | | | | | | | | 0 |
| TD Sp. Teams | 0 | 0 | 0 | 0 | 0 | | | | | | | | | | | | 0 |
| TD Def. Returns | 0 | 0 | 2 | 0 | 0 | | | | | | | | | | | | 2 |
| FG Attempts | 3 | 4 | 3 | 4 | 3 | | | | | | | | | | | | 17 |
| FG Made | 2 | 4 | 2 | 4 | 3 | | | | | | | | | | | | 15 |
| Safety | 0 | 1 | 1 | 0 | 0 | | | | | | | | | | | | 2 |
| 2-Pt Attempts | 0 | 0 | 0 | 0 | 0 | | | | | | | | | | | | 0 |
| 2-Pt Made | 0 | 0 | 0 | 0 | 0 | | | | | | | | | | | | 0 |
| Time of Possession | 33:23 | 38:25 | 30:08 | 32:28 | 25:15 | | | | | | | | | | | | 159:39 |



GAME SUMMARIES



WEEK 1
Indianapolis Colts 20, Jacksonville Jaguars 27
 14,100 U TIAA Bank Field U Sep 13, 2020



| | | | | | |
|----------------------|---|----|---|----|----|
| Indianapolis Colts | 7 | 10 | 0 | 3 | 20 |
| Jacksonville Jaguars | 0 | 14 | 3 | 10 | 27 |

SCORING DRIVES

| TEAM | QTR | TIME | SCORING PLAY | IND | JAX |
|---------|-----|-------|---------------------------------------------------------------------|-----|-----|
| Colts | 1 | 11:42 | N.Hines 12 yd. run (R.Blankenship kick) (7-63, 3:18) | 7 | 0 |
| Jaguars | 2 | 10:42 | D.Chark 6 yd. pass from G.Minshew (J.Lambo kick) (4-27, 2:08) | 7 | 7 |
| Colts | 2 | 04:45 | N.Hines 8 yd. pass from P.Rivers (R.Blankenship kick) (11-75, 5:57) | 14 | 7 |
| Jaguars | 2 | 01:38 | L.Shenault 15 yd. pass from G.Minshew (J.Lambo kick) (9-75, 3:07) | 14 | 14 |
| Colts | 2 | 00:05 | R.Blankenship 38 yd. Field Goal (7-47, 1:33) | 17 | 14 |
| Jaguars | 3 | 03:30 | J.Lambo 50 yd. Field Goal (7-48, 4:12) | 17 | 17 |
| Colts | 4 | 09:39 | R.Blankenship 25 yd. Field Goal (14-72, 8:51) | 20 | 17 |
| Jaguars | 4 | 05:56 | K.Cole 22 yd. pass from G.Minshew (J.Lambo kick) (6-75, 3:43) | 20 | 24 |
| Jaguars | 4 | 02:50 | J.Lambo 46 yd. Field Goal (4-3, 1:34) | 20 | 27 |

INDIANAPOLIS COLTS

| PASSING | ATT | CP | YDS | SK/YD | TD | LG | INT | RTG |
|-----------------|-----------|-----------|------------|------------|----------|-----------|----------|-------------|
| Philip Rivers | 46 | 36 | 363 | 0/0 | 1 | 35 | 2 | 88.7 |
| Jacoby Brissett | 0 | 0 | 0 | 1/6 | 0 | 0 | 0 | 0.0 |
| TOTAL | 46 | 36 | 363 | 1/6 | 1 | 35 | 2 | 88.7 |

| RUSHING | ATT | YDS | AVG | LG | TD |
|-----------------|-----------|-----------|------------|-----------|----------|
| Nyheim Hines | 7 | 28 | 4.0 | 12t | 1 |
| Marlon Mack | 4 | 26 | 6.5 | 18 | 0 |
| Jonathan Taylor | 9 | 22 | 2.4 | 9 | 0 |
| Parris Campbell | 1 | 9 | 9.0 | 9 | 0 |
| Philip Rivers | 1 | 3 | 3.0 | 3 | 0 |
| TOTAL | 22 | 88 | 4.0 | 18 | 1 |

| RECEIVING | NO | YDS | AVG | LG | TD |
|-----------------|-----------|------------|-------------|-----------|----------|
| Nyheim Hines | 8 | 45 | 5.6 | 9 | 1 |
| Parris Campbell | 6 | 71 | 11.8 | 21 | 0 |
| Jonathan Taylor | 6 | 67 | 11.2 | 35 | 0 |
| T.Y. Hilton | 4 | 53 | 13.3 | 20 | 0 |
| Jack Doyle | 3 | 49 | 16.3 | 28 | 0 |
| Marlon Mack | 3 | 30 | 10.0 | 19 | 0 |
| Mo Alie-Cox | 2 | 20 | 10.0 | 13 | 0 |
| Zach Pascal | 2 | 18 | 9.0 | 12 | 0 |
| Michael Pittman | 2 | 10 | 5.0 | 5 | 0 |
| TOTAL | 36 | 363 | 10.1 | 35 | 1 |

| TOP DEFENSE | TOT | SOLO | AST | SCK | YDS | INT |
|------------------|-----|------|-----|-----|-----|-----|
| Darius Leonard | 10 | 5 | 5 | 0.0 | 0.0 | 0 |
| Anthony Walker | 7 | 5 | 2 | 0.0 | 0.0 | 0 |
| DeForest Buckner | 6 | 4 | 2 | 0.0 | 0.0 | 0 |

| FIELD GOALS | FGA/FGM | PERCENT | RESULTS |
|---------------------|------------|-------------|----------------|
| Rodrigo Blankenship | 3-2 | 66.7 | (38) 30LU (25) |
| TOTAL | 3-2 | 66.7 | |

The Colts were defeated by the Jacksonville Jaguars in the season opener, 27-20. Indianapolis scored on its first offensive drive of the game following a Nyheim Hines 12-yard touchdown run. The Jaguars countered with their first score in the second quarter, prior to Hines adding his second touchdown on an eight-yard reception. Jacksonville again tied the game on a Laviska Shenault 15-yard touchdown before Rodrigo Blankenship added a 38-yard field goal for the Colts to give Indianapolis a 17-10 halftime lead. The Jaguars outscored the Colts in the second half, 13-3. Indianapolis mounted an eight-play drive at the end of the game, however a fourth down pass to T.Y. Hilton fell incomplete as Jacksonville sealed the win. In his debut with the team, Philip Rivers completed 36-of-46 passes for 363 yards, one touchdown, and two interceptions for an 88.7 passer rating. Hines led the team in rushing and finished with eight receptions for 45 yards to go along with his two touchdowns. Defensively, the Colts recorded 4.0 sacks led by 2.0 from Denico Autry.

JACKSONVILLE JAGUARS

| PASSING | ATT | CP | YDS | SK/YD | TD | LG | INT | RTG |
|--------------------|-----------|-----------|------------|-------------|----------|-----------|----------|--------------|
| Gardner Minshew II | 20 | 19 | 173 | 4/23 | 3 | 28 | 0 | 142.3 |
| TOTAL | 20 | 19 | 173 | 4/23 | 3 | 28 | 0 | 142.3 |

| RUSHING | ATT | YDS | AVG | LG | TD |
|--------------------|-----------|-----------|------------|-----------|----------|
| James Robinson | 16 | 62 | 3.9 | 12 | 0 |
| Gardner Minshew II | 5 | 19 | 3.8 | 11 | 0 |
| Laviska Shenault | 2 | 10 | 5.0 | 5 | 0 |
| TOTAL | 23 | 91 | 4.0 | 12 | 0 |

| RECEIVING | NO | YDS | AVG | LG | TD |
|---------------------|-----------|------------|------------|-----------|----------|
| Keelan Cole | 5 | 47 | 9.4 | 22t | 1 |
| Laviska Shenault | 3 | 37 | 12.3 | 18 | 1 |
| DJ Chark Jr. | 3 | 25 | 8.3 | 12 | 1 |
| Chris Thompson | 2 | 6 | 3.0 | 4 | 0 |
| James Robinson | 1 | 28 | 28.0 | 28 | 0 |
| Collin Johnson | 1 | 14 | 14.0 | 14 | 0 |
| Tyler Eifert | 1 | 8 | 8.0 | 8 | 0 |
| Chris Conley | 1 | 6 | 6.0 | 6 | 0 |
| Bruce Miller | 1 | 2 | 2.0 | 2 | 0 |
| James O'Shaughnessy | 1 | 0 | 0.0 | 0 | 0 |
| TOTAL | 19 | 173 | 9.1 | 28 | 3 |

| TOP DEFENSE | TOT | SOLO | AST | SCK | YDS | INT |
|--------------|-----|------|-----|-----|-----|-----|
| Josh Jones | 12 | 6 | 6 | 0.0 | 0.0 | 0 |
| Myles Jack | 11 | 8 | 3 | 1.0 | 6.0 | 0 |
| Joe Schobert | 8 | 5 | 3 | 0.0 | 0.0 | 0 |

| FIELD GOALS | FGA/FGM | PERCENT | RESULTS |
|--------------|------------|--------------|----------|
| Josh Lambo | 2-2 | 100.0 | (50, 46) |
| TOTAL | 2-2 | 100.0 | |

TEAM STATISTICS COLTS JAGUARS

| | | |
|------------------------------|----------|----------|
| First Downs | 27 | 17 |
| 3rd Down Eff. (Made/Att/Pct) | 4/12/33% | 5/10/50% |
| 4th Down Eff. (Made/Att/Pct) | 1/3/33% | 0/0/0% |
| Total Net Yards | 445 | 241 |
| Total Plays | 69 | 47 |
| Yards Per Play | 6.4 | 5.1 |
| Rushes/Net Yards | 22/88 | 23/91 |
| Net Passing | 357 | 150 |
| Pass Attempts/Completions | 46/36 | 20/19 |
| Had Intercepted | 2 | 0 |
| Sacked/Yards Lost | 1/6 | 4/23 |
| Punts/Average | 0/0.0 | 3/45.3 |
| Penalties/Yards | 5/80 | 6/61 |
| Fumbles/Lost | 0/0 | 0/0 |
| Possession Time | 33:23 | 26:37 |

GAME SUMMARIES



WEEK 2
Minnesota Vikings 11, Indianapolis Colts 28
2,500 U Lucas Oil Stadium U Sep 20, 2020



| | | | | | | |
|--------------------|---|----|---|----|---|----|
| Minnesota Vikings | 3 | 0 | 0 | 8 | — | 11 |
| Indianapolis Colts | 0 | 15 | 3 | 10 | — | 28 |

SCORING DRIVES

| TEAM | QTR | TIME | SCORING PLAY | MIN | IND |
|---------|-----|-------|----------------------------------------------------------------------|-----|-----|
| Vikings | 1 | 09:01 | D.Bailey 21 yd. Field Goal (13-75, 5-59) | 3 | 0 |
| Colts | 2 | 11:45 | J.Taylor 5 yd. run (R.Blankenship kick) (4-35, 1-29) | 3 | 7 |
| Colts | 2 | 04:54 | K.Cousins sacked in end zone by D.Buckner for a Safety | 3 | 9 |
| Colts | 2 | 01:10 | R.Blankenship 28 yd. Field Goal (8-58, 3-44) | 3 | 12 |
| Colts | 2 | 00:24 | R.Blankenship 38 yd. Field Goal (4-9, 0-21) | 3 | 15 |
| Colts | 3 | 09:27 | R.Blankenship 38 yd. Field Goal (4-2, 1-26) | 3 | 18 |
| Colts | 4 | 14:00 | Z.Pascal 2 yd. pass from P.Rivers (R.Blankenship kick) (10-65, 6-25) | 3 | 25 |
| Colts | 4 | 08:47 | R.Blankenship 44 yd. Field Goal (6-36, 3-43) | 3 | 28 |
| Vikings | 4 | 05:20 | D.Cook 3 yd. run (D.Cook run) (8-75, 3-27) | 11 | 28 |

MINNESOTA VIKINGS

| PASSING | ATT | CP | YDS | SK/YD | TD | LG | INT | RTG |
|--------------|-----------|-----------|------------|-------------|----------|-----------|----------|-------------|
| Kirk Cousins | 26 | 11 | 113 | 3/18 | 0 | 24 | 3 | 15.9 |
| TOTAL | 26 | 11 | 113 | 3/18 | 0 | 24 | 3 | 15.9 |

| RUSHING | ATT | YDS | AVG | LG | TD |
|--------------------|-----------|-----------|------------|-----------|----------|
| Dalvin Cook | 14 | 63 | 4.5 | 16 | 1 |
| Alexander Mattison | 3 | 13 | 4.3 | 11 | 0 |
| C.J. Ham | 1 | 4 | 4.0 | 4 | 0 |
| TOTAL | 18 | 80 | 4.4 | 16 | 1 |

| RECEIVING | NO | YDS | AVG | LG | TD |
|--------------------|-----------|------------|-------------|-----------|----------|
| Justin Jefferson | 3 | 44 | 14.7 | 22 | 0 |
| Adam Thielen | 3 | 31 | 10.3 | 18 | 0 |
| Dalvin Cook | 2 | 8 | 4.0 | 6 | 0 |
| Bisi Johnson | 1 | 24 | 24.0 | 24 | 0 |
| Alexander Mattison | 1 | 3 | 3.0 | 3 | 0 |
| Irv Smith Jr. | 1 | 3 | 3.0 | 3 | 0 |
| TOTAL | 11 | 113 | 10.3 | 24 | 0 |

| TOP DEFENSE | TOT | SOLO | AST | SCK | YDS | INT |
|----------------|-----|------|-----|-----|-----|-----|
| Eric Kendricks | 12 | 11 | 1 | 0.0 | 0.0 | 0 |
| Holton Hill | 7 | 7 | 0 | 1.0 | 0.0 | 0 |
| Anthony Harris | 6 | 3 | 3 | 0.0 | 0.0 | 0 |

| FIELD GOALS | FGA/FGM | PERCENT | RESULTS |
|--------------|------------|--------------|---------|
| Dan Bailey | 1-1 | 100.0 | (21) |
| TOTAL | 1-1 | 100.0 | |

The Colts earned their first win of the season after defeating the Minnesota Vikings, 28-11, in the home opener at Lucas Oil Stadium. Following a Minnesota field goal on its opening offensive possession, Indianapolis scored 28 unanswered points, which lasted late into the fourth quarter. Jonathan Taylor scored his first touchdown of the season on a five-yard carry in the first quarter. Taylor finished the game with 101 rushing yards on 26 carries. Following a DeForest Buckner safety, Colts kicker Rodrigo Blankenship converted three consecutive field goals of 28, 38, and 38 yards. Zach Pascal added his first touchdown of the season on a two-yard pass in the fourth quarter and Blankenship added a 44-yard field goal en route to the 17-point victory. Philip Rivers completed 19-of-25 passes for 214 yards and one touchdown in his first start at Lucas Oil Stadium. Mo Alie-Cox led the team with a career-high 11 receiving yards. The 100-yard performances from Taylor and Alie-Cox marked the first time the Colts had both a 100-yard rusher and receiver in the same game since 2010. Defensively, Indianapolis limited the Vikings to 175 total yards while adding three interceptions and 3.0 sacks in addition to Buckner's safety.

INDIANAPOLIS COLTS

| PASSING | ATT | CP | YDS | SK/YD | TD | LG | INT | RTG |
|---------------|-----------|-----------|------------|-------------|----------|-----------|----------|-------------|
| Philip Rivers | 25 | 19 | 214 | 2/11 | 1 | 33 | 1 | 97.8 |
| TOTAL | 25 | 19 | 214 | 2/11 | 1 | 33 | 1 | 97.8 |

| RUSHING | ATT | YDS | AVG | LG | TD |
|-----------------|-----------|------------|------------|-----------|----------|
| Jonathan Taylor | 26 | 101 | 3.9 | 13 | 1 |
| Jordan Wilkins | 9 | 40 | 4.4 | 9 | 0 |
| Parris Campbell | 1 | 7 | 7.0 | 7 | 0 |
| Philip Rivers | 4 | 3 | 0.8 | 3 | 0 |
| TOTAL | 40 | 151 | 3.8 | 13 | 1 |

| RECEIVING | NO | YDS | AVG | LG | TD |
|-----------------|-----------|------------|-------------|-----------|----------|
| Mo Alie-Cox | 5 | 111 | 22.2 | 33 | 0 |
| Michael Pittman | 4 | 37 | 9.3 | 16 | 0 |
| T.Y. Hilton | 3 | 28 | 9.3 | 28 | 0 |
| Zach Pascal | 3 | 19 | 6.3 | 14 | 1 |
| Jonathan Taylor | 2 | 9 | 4.5 | 5 | 0 |
| Ashton Dulin | 1 | 6 | 6.0 | 6 | 0 |
| Nyheim Hines | 1 | 4 | 4.0 | 4 | 0 |
| TOTAL | 19 | 214 | 11.3 | 33 | 1 |

| TOP DEFENSE | TOT | SOLO | AST | SCK | YDS | INT |
|----------------|-----|------|-----|-----|-----|-----|
| Darius Leonard | 6 | 5 | 1 | 0.0 | 0.0 | 0 |
| Kenny Moore II | 5 | 4 | 1 | 0.0 | 0.0 | 1 |
| Bobby Okereke | 3 | 2 | 1 | 0.0 | 0.0 | 0 |

| FIELD GOALS | FGA/FGM | PERCENT | RESULTS |
|---------------------|------------|--------------|------------------|
| Rodrigo Blankenship | 4-4 | 100.0 | (28, 38, 38, 44) |
| TOTAL | 4-4 | 100.0 | |

TEAM STATISTICS

VIKINGS COLTS

| | | |
|------------------------------|---------|----------|
| First Downs | 12 | 24 |
| 3rd Down Eff. (Made/Att/Pct) | 2/9/22% | 3/11/27% |
| 4th Down Eff. (Made/Att/Pct) | 0/0/0% | 1/1/100% |
| Total Net Yards | 175 | 354 |
| Total Plays | 47 | 67 |
| Yards Per Play | 3.7 | 5.3 |
| Rushes/Net Yards | 18/80 | 40/151 |
| Net Passing | 95 | 203 |
| Pass Attempts/Completions | 26/11 | 25/19 |
| Had Intercepted | 3 | 1 |
| Sacked/Yards Lost | 3/18 | 2/11 |
| Punts/Average | 4/42.0 | 2/43.5 |
| Penalties/Yards | 6/45 | 9/93 |
| Fumbles/Lost | 0/0 | 1/0 |
| Possession Time | 21:35 | 38:25 |

GAME SUMMARIES



WEEK 3
New York Jets 7, Indianapolis Colts 36
7,480 U Lucas Oil Stadium U Sep 27, 2020



| | | | | | | |
|---------------------------------|----------|-----------|-----------|----------|----------|-----------|
| New York Jets | 7 | 0 | 0 | 0 | — | 7 |
| Indianapolis Colts | 7 | 10 | 14 | 5 | — | 36 |

SCORING DRIVES

| TEAM | QTR | TIME | SCORING PLAY | NYJ | IND |
|-------|-----|-------|------------------------------------------------------------------------|-----|-----|
| Colts | 1 | 12:25 | X.Rhodes 44 yd. interception return (R.Blankenship kick) | 0 | 7 |
| Jets | 1 | 05:12 | B.Berrios 16 yd. pass from S.Darnold (S.Ficken kick) (14-88, 7:13) | 7 | 7 |
| Colts | 2 | 14:11 | M.Alie-Cox 1 yd. pass from P.Rivers (R.Blankenship kick) (11-75, 5:59) | 7 | 14 |
| Colts | 2 | 08:38 | R.Blankenship 42 yd. Field Goal (6-53, 2:51) | 7 | 17 |
| Colts | 3 | 05:21 | J.Taylor 1 yd. run (R.Blankenship kick) (10-55, 5:07) | 7 | 24 |
| Colts | 3 | 00:00 | T.Carrie 47 yd. interception return (R.Blankenship kick) | 7 | 31 |
| Colts | 4 | 04:50 | S.Darnold sacked in end zone by J.Houston for a Safety | 7 | 33 |
| Colts | 4 | 02:04 | R.Blankenship 41 yd. Field Goal (5-33, 2:46) | 7 | 36 |

NEW YORK JETS

| PASSING | ATT | CP | YDS | SK/YD | TD | LG | INT | RTG |
|--------------|-----------|-----------|------------|-------------|----------|-----------|----------|-------------|
| Sam Darnold | 29 | 17 | 168 | 2/17 | 1 | 28 | 3 | 47.0 |
| TOTAL | 29 | 17 | 168 | 2/17 | 1 | 28 | 3 | 47.0 |

| RUSHING | ATT | YDS | AVG | LG | TD |
|-----------------|-----------|------------|------------|-----------|----------|
| Frank Gore | 15 | 57 | 3.8 | 10 | 0 |
| La'Mical Perine | 7 | 24 | 3.4 | 11 | 0 |
| Sam Darnold | 5 | 20 | 4.0 | 8 | 0 |
| Kalen Ballage | 2 | 8 | 4.0 | 4 | 0 |
| TOTAL | 29 | 109 | 3.8 | 11 | 0 |

| RECEIVING | NO | YDS | AVG | LG | TD |
|-----------------|-----------|------------|------------|-----------|----------|
| Kalen Ballage | 5 | 44 | 8.8 | 21 | 0 |
| Braxton Berrios | 4 | 64 | 16.0 | 28 | 1 |
| Chris Herndon | 3 | 21 | 7.0 | 9 | 0 |
| Lawrence Cager | 2 | 35 | 17.5 | 19 | 0 |
| La'Mical Perine | 2 | -1 | -0.5 | 3 | 0 |
| Frank Gore | 1 | 5 | 5.0 | 5 | 0 |
| TOTAL | 17 | 168 | 9.9 | 28 | 1 |

| TOP DEFENSE | TOT | SOLO | AST | SCK | YDS | INT |
|-------------------|-----|------|-----|-----|-----|-----|
| Bradley McDougald | 10 | 5 | 5 | 0.0 | 0.0 | 0 |
| Avery Williamson | 9 | 5 | 4 | 0.0 | 0.0 | 0 |
| Marcus Maye | 8 | 4 | 4 | 0.0 | 0.0 | 0 |

| FIELD GOALS | FGA/FGM | PERCENT | RESULTS |
|----------------|---------|---------|---------|
| No Field Goals | | | |

INDIANAPOLIS COLTS

| PASSING | ATT | CP | YDS | SK/YD | TD | LG | INT | RTG |
|-----------------|-----------|-----------|------------|------------|----------|-----------|----------|--------------|
| Philip Rivers | 21 | 17 | 217 | 0/0 | 1 | 45 | 0 | 125.6 |
| Jacoby Brissett | 4 | 2 | 17 | 0/0 | 0 | 13 | 0 | 61.5 |
| TOTAL | 25 | 19 | 234 | 0/0 | 1 | 45 | 0 | 117.8 |

| RUSHING | ATT | YDS | AVG | LG | TD |
|-----------------|-----------|------------|------------|-----------|----------|
| Jonathan Taylor | 13 | 59 | 4.5 | 16 | 1 |
| Jordan Wilkins | 9 | 39 | 4.3 | 22 | 0 |
| Nyheim Hines | 7 | 21 | 3.0 | 11 | 0 |
| Jacoby Brissett | 2 | 0 | 0.0 | 0 | 0 |
| TOTAL | 31 | 119 | 3.8 | 22 | 1 |

| RECEIVING | NO | YDS | AVG | LG | TD |
|------------------|-----------|------------|-------------|-----------|----------|
| Nyheim Hines | 4 | 40 | 10.0 | 12 | 0 |
| T.Y. Hilton | 3 | 52 | 17.3 | 25 | 0 |
| Mo Alie-Cox | 3 | 50 | 16.7 | 45 | 1 |
| Michael Pittman | 3 | 26 | 8.7 | 13 | 0 |
| Zach Pascal | 2 | 34 | 17.0 | 20 | 0 |
| Daurice Fountain | 2 | 23 | 11.5 | 12 | 0 |
| Jordan Wilkins | 1 | 6 | 6.0 | 6 | 0 |
| Jonathan Taylor | 1 | 3 | 3.0 | 3 | 0 |
| TOTAL | 19 | 234 | 12.3 | 45 | 1 |

| TOP DEFENSE | TOT | SOLO | AST | SCK | YDS | INT |
|----------------|-----|------|-----|-----|-----|-----|
| Darius Leonard | 11 | 7 | 4 | 0.0 | 0.0 | 0 |
| Khari Willis | 8 | 6 | 2 | 0.0 | 0.0 | 0 |
| Anthony Walker | 6 | 5 | 1 | 0.0 | 0.0 | 0 |

| FIELD GOALS | FGA/FGM | PERCENT | RESULTS |
|---------------------|------------|-------------|----------------|
| Rodrigo Blankenship | 3/2 | 66.7 | (42) 41RU (41) |
| TOTAL | 3/2 | 66.7 | |

The Colts improved to 2-1 after defeating the New York Jets, 36-7, at Lucas Oil Stadium. Indianapolis opened the game with an interception return for a touchdown by Xavier Rhodes. It was one of two interceptions Rhodes had in the game. Following a Jets touchdown to tie the contest in the first quarter, the Colts scored 29 unanswered points, including a Philip Rivers touchdown pass to Mo-Alie Cox, a Jonathan Taylor touchdown run, an interception returned for a touchdown by T.J. Carrie, two field goals from Rodrigo Blankenship and a Justin Houston safety. Rivers completed 17-of-21 passes for 217 yards and one touchdown for a 125.6 quarterback rating. He became the sixth player in NFL history to surpass 60,000 passing yards and 400 touchdowns. Taylor led the team in rushing with 13 carries for 59 yards and a score and T.Y. Hilton led the team in receiving with 52 yards on three receptions. Defensively, the Colts posted 16 points as a unit on two interception returns for touchdowns and a safety. It marked the team's first game with back-to-back interception returns for touchdowns since 1970 and back-to-back games with a safety since 1960.

TEAM STATISTICS

JETS COLTS

| | | |
|------------------------------|----------|----------|
| First Downs | 15 | 21 |
| 3rd Down Eff. (Made/Att/Pct) | 3/12/25% | 3/10/30% |
| 4th Down Eff. (Made/Att/Pct) | 0/1/0% | 1/1/100% |
| Total Net Yards | 260 | 353 |
| Total Plays | 60 | 56 |
| Yards Per Play | 4.3 | 6.3 |
| Rushes/Net Yards | 29/109 | 31/119 |
| Net Passing | 151 | 234 |
| Pass Attempts/Completions | 29/17 | 25/19 |
| Had Intercepted | 3 | 0 |
| Sacked/Yards Lost | 2/17 | 0/0 |
| Punts/Average | 5/42.0 | 4/43.8 |
| Penalties/Yards | 7/57 | 4/40 |
| Fumbles/Lost | 0/0 | 0/0 |
| Possession Time | 29:52 | 30:08 |

GAME SUMMARIES



WEEK 4 Indianapolis Colts 19, Chicago Bears 11 0 U Soldier Field U Oct 4, 2020



| | | | | | | |
|--------------------|---|---|---|---|---|----|
| Indianapolis Colts | 7 | 6 | 3 | 3 | — | 19 |
| Chicago Bears | 0 | 3 | 0 | 8 | — | 11 |

SCORING DRIVES

| TEAM | QTR | TIME | SCORING PLAY | IND | CHI |
|-------|-----|-------|------------------------------------------------------------------------|-----|-----|
| Colts | 1 | 08:08 | M.Alie-Cox 13 yd. pass from P.Rivers (R.Blankenship kick) (6-53, 3:35) | 7 | 0 |
| Bears | 2 | 09:24 | C.Santos 27 yd. Field Goal (9-84, 4:55) | | 7 |
| Colts | 2 | 03:47 | R.Blankenship 21 yd. Field Goal (14-67, 5:37) | 10 | 3 |
| Colts | 2 | 00:06 | R.Blankenship 30 yd. Field Goal (8-43, 1:59) | 13 | 3 |
| Colts | 3 | 00:55 | R.Blankenship 44 yd. Field Goal (10-54, 5:11) | 16 | 3 |
| Colts | 4 | 03:47 | R.Blankenship 30 yd. Field Goal (13-66, 7:12) | 19 | 3 |
| Bears | 4 | 01:35 | A.Robinson 16 yd. pass from N.Foles (D.Montgomery run) (8-90, 2:12) | 19 | 11 |

INDIANAPOLIS COLTS

| PASSING | ATT | CP | YDS | SK/YD | TD | LG | INT | RTG |
|---------------|-----|----|-----|-------|----|----|-----|------|
| Philip Rivers | 29 | 16 | 190 | 1/4 | 1 | 36 | 0 | 86.9 |
| TOTAL | 29 | 16 | 190 | 1/4 | 1 | 36 | 0 | 86.9 |

| RUSHING | ATT | YDS | AVG | LG | TD |
|-----------------|-----|-----|------|----|----|
| Jonathan Taylor | 17 | 68 | 4.0 | 16 | 0 |
| Nyheim Hines | 9 | 24 | 2.7 | 12 | 0 |
| Jordan Wilkins | 9 | 15 | 1.7 | 6 | 0 |
| Philip Rivers | 3 | -4 | -1.3 | -1 | 0 |
| TOTAL | 38 | 103 | 2.7 | 16 | 0 |

| RECEIVING | NO | YDS | AVG | LG | TD |
|-----------------|----|-----|------|----|----|
| Zach Pascal | 3 | 58 | 19.3 | 36 | 0 |
| T.Y. Hilton | 3 | 29 | 9.7 | 13 | 0 |
| Nyheim Hines | 3 | 8 | 2.7 | 15 | 0 |
| Trey Burton | 2 | 16 | 8.0 | 8 | 0 |
| Marcus Johnson | 1 | 27 | 27.0 | 27 | 0 |
| Jordan Wilkins | 1 | 16 | 16.0 | 16 | 0 |
| Mo Alie-Cox | 1 | 13 | 13.0 | 13 | 1 |
| Jack Doyle | 1 | 12 | 12.0 | 12 | 0 |
| Jonathan Taylor | 1 | 11 | 11.0 | 11 | 0 |
| TOTAL | 16 | 190 | 11.9 | 36 | 1 |

| TOP DEFENSE | TOT | SOLO | AST | SCK | YDS | INT |
|----------------|-----|------|-----|-----|-----|-----|
| Anthony Walker | 11 | 9 | 2 | 0.0 | 0.0 | 0 |
| Bobby Dkereke | 8 | 6 | 2 | 0.0 | 0.0 | 0 |
| Kenny Moore II | 5 | 5 | 0 | 0.0 | 0.0 | 0 |

| FIELD GOALS | FGA/FGM | PERCENT | RESULTS |
|---------------------|---------|---------|------------------|
| Rodrigo Blankenship | 4-4 | 100.0 | (21, 30, 44, 30) |
| TOTAL | 4-4 | 100.0 | |

The Colts improved to 3-1 on the season after defeating the Chicago Bears, 19-11, at Soldier Field. Indianapolis took at 7-0 lead following its opening drive on a 13-yard touchdown pass from Philip Rivers to Mo Alie-Cox. Following a Bears field goal in the second quarter, Rodrigo Blankenship connected on field goals from 21 and 30 yards to give the Colts a 13-3 halftime lead. Blankenship then converted field goals in the third (44 yards) and fourth (30 yards) quarters giving Indianapolis a 19-3 advantage. The Bears tallied their first touchdown with 1:35 remaining in the game, but failed to recover an onside kick as the Colts clinched the victory. Indianapolis' defense finished with 3.0 tackles for loss, 1.0 sack, seven passes defended and one interception while limiting Chicago to 4-of-14 on third down (29 percent). They have held opponents to 11 points or less in each of the last three weeks. Justin Houston logged four tackles, 2.0 tackles for loss, and 1.0 sack. Rivers completed 16-of-29 passes for 190 yards and one touchdown for an 86.9 quarterback rating. Jonathan Taylor led the team in rushing with 17 carries for 68 yards and Zach Pascal paced all receivers with three catches for 58 yards.

CHICAGO BEARS

| PASSING | ATT | CP | YDS | SK/YD | TD | LG | INT | RTG |
|------------|-----|----|-----|-------|----|----|-----|------|
| Nick Foles | 42 | 26 | 249 | 1/8 | 1 | 33 | 1 | 76.4 |
| TOTAL | 42 | 26 | 249 | 1/8 | 1 | 33 | 1 | 76.4 |

| RUSHING | ATT | YDS | AVG | LG | TD |
|-----------------------|-----|-----|------|----|----|
| David Montgomery | 10 | 27 | 2.7 | 6 | 0 |
| Cordarrelle Patterson | 3 | 5 | 1.7 | 4 | 0 |
| Nick Foles | 2 | -1 | -0.5 | 0 | 0 |
| Darnell Mooney | 1 | -3 | -3.0 | -3 | 0 |
| TOTAL | 16 | 28 | 1.8 | 6 | 0 |

| RECEIVING | NO | YDS | AVG | LG | TD |
|-----------------------|----|-----|------|----|----|
| Allen Robinson II | 7 | 101 | 14.4 | 27 | 1 |
| Darnell Mooney | 5 | 52 | 10.4 | 33 | 0 |
| Jimmy Graham | 4 | 33 | 8.3 | 11 | 0 |
| David Montgomery | 3 | 30 | 10.0 | 17 | 0 |
| Anthony Miller | 3 | 16 | 5.3 | 12 | 0 |
| Ted Ginn Jr. | 2 | 11 | 5.5 | 6 | 0 |
| Demetrius Harris | 1 | 6 | 6.0 | 6 | 0 |
| Cordarrelle Patterson | 1 | 0 | 0.0 | 0 | 0 |
| TOTAL | 26 | 249 | 9.6 | 33 | 1 |

| TOP DEFENSE | TOT | SOLO | AST | SCK | YDS | INT |
|--------------------|-----|------|-----|-----|-----|-----|
| Roquan Smith | 13 | 11 | 2 | 0.0 | 0.0 | 0 |
| Tashaun Gipson Sr. | 9 | 8 | 1 | 0.0 | 0.0 | 0 |
| Akiem Hicks | 6 | 3 | 3 | 0.0 | 0.0 | 0 |

| FIELD GOALS | FGA/FGM | PERCENT | RESULTS |
|--------------|---------|---------|---------|
| Cairo Santos | 1-1 | 100.0 | (27) |
| TOTAL | 1-1 | 100.0 | |

TEAM STATISTICS

COLTS BEARS

| | | |
|------------------------------|----------|----------|
| First Downs | 18 | 16 |
| 3rd Down Eff. (Made/Att/Pct) | 8/19/42% | 4/14/29% |
| 4th Down Eff. (Made/Att/Pct) | 1/2/50% | 0/0/0% |
| Total Net Yards | 289 | 269 |
| Total Plays | 68 | 59 |
| Yards Per Play | 4.3 | 4.6 |
| Rushes/Net Yards | 38/103 | 16/28 |
| Net Passing | 186 | 241 |
| Pass Attempts/Completions | 29/16 | 42/26 |
| Had Intercepted | 0 | 1 |
| Sacked/Yards Lost | 1/4 | 1/8 |
| Punts/Average | 5/50.4 | 7/44.7 |
| Penalties/Yards | 8/76 | 8/103 |
| Fumbles/Lost | 0/0 | 0/0 |
| Possession Time | 32:28 | 27:32 |

GAME SUMMARIES



Indianapolis Colts
Cleveland Browns

WEEK 5
Indianapolis Colts 23, Cleveland Browns 32
11,759 **FirstEnergy Stadium** **Oct 11, 2020**



32

SCORING DRIVES

| TEAM | QTR | TIME | SCORING PLAY | IND | CLE |
|--------|-----|-------|--------------------------------------------------------------------|-----|-----|
| Browns | 1 | 10:24 | C.Parkey 24 yd. Field Goal (10-69, 4:36) | 0 | 3 |
| Colts | 1 | 06:00 | J.Taylor 4 yd. run (R.Blankenship kick) (9-72, 4:24) | 7 | 3 |
| Browns | 2 | 14:06 | K.Hunt 2 yd. pass from B.Mayfield (C.Parkey kick) (14-81, 6:54) | 7 | 10 |
| Colts | 2 | 10:15 | R.Blankenship 32 yd. Field Goal (7-61, 3:51) | 10 | 10 |
| Browns | 2 | 05:58 | R.Higgins 15 yd. pass from B.Mayfield (C.Parkey kick) (9-75, 4:17) | 10 | 17 |
| Browns | 2 | 00:13 | C.Parkey 36 yd. Field Goal (12-64, 4:00) | 10 | 20 |
| Browns | 3 | 12:15 | R.Harrison 47 yd. interception return (C.Parkey kick) | 10 | 27 |
| Colts | 3 | 12:00 | I.Rodgers 101 yd. kickoff return (R.Blankenship kick) (0-0, 0:15) | 17 | 27 |
| Colts | 3 | 03:58 | R.Blankenship 37 yd. Field Goal (10-29, 5:15) | 20 | 27 |
| Browns | 4 | 14:39 | Penalty on P.Rivers enforced in end zone for a Safety | 20 | 29 |
| Colts | 4 | 02:50 | R.Blankenship 25 yd. Field Goal (12-63, 4:15) | 23 | 29 |
| Browns | 4 | 00:21 | C.Parkey 46 yd. Field Goal (8-40, 2:29) | 23 | 32 |

INDIANAPOLIS COLTS

| PASSING | ATT | CP | YDS | SK/YD | TD | LG | INT | RTG |
|---------------|-----------|-----------|------------|------------|----------|-----------|----------|-------------|
| Philip Rivers | 33 | 21 | 243 | 1/3 | 0 | 36 | 2 | 60.5 |
| TOTAL | 33 | 21 | 243 | 1/3 | 0 | 36 | 2 | 60.5 |

| RUSHING | ATT | YDS | AVG | LG | TD |
|-----------------|-----------|-----------|------------|-----------|----------|
| Jonathan Taylor | 12 | 57 | 4.8 | 10 | 1 |
| Nyheim Hines | 3 | 8 | 2.7 | 5 | 0 |
| Ashton Dulin | 1 | 3 | 3.0 | 3 | 0 |
| Jordan Wilkins | 1 | 1 | 1.0 | 1 | 0 |
| Philip Rivers | 1 | -1 | -1.0 | -1 | 0 |
| TOTAL | 18 | 68 | 3.8 | 10 | 1 |

| RECEIVING | NO | YDS | AVG | LG | TD |
|-----------------|-----------|------------|-------------|-----------|----------|
| T.Y. Hilton | 6 | 69 | 11.5 | 18 | 0 |
| Trey Burton | 5 | 33 | 6.6 | 10 | 0 |
| Marcus Johnson | 3 | 53 | 17.7 | 36 | 0 |
| Nyheim Hines | 2 | 22 | 11.0 | 18 | 0 |
| Jonathan Taylor | 2 | 17 | 8.5 | 13 | 0 |
| Zach Pascal | 2 | 15 | 7.5 | 14 | 0 |
| Ashton Dulin | 1 | 34 | 34.0 | 34 | 0 |
| TOTAL | 21 | 243 | 11.6 | 36 | 0 |

| TOP DEFENSE | TOT | SOLO | AST | SCK | YDS | INT |
|----------------|-----|------|-----|-----|-----|-----|
| Bobby Okereke | 10 | 8 | 2 | 0.0 | 0.0 | 1 |
| Rock Ya-Sin | 8 | 6 | 2 | 0.0 | 0.0 | 0 |
| Anthony Walker | 7 | 5 | 2 | 0.0 | 0.0 | 1 |

| FIELD GOALS | FGA/FGM | PERCENT | RESULTS |
|---------------------|------------|--------------|--------------|
| Rodrigo Blankenship | 3-3 | 100.0 | (32, 37, 25) |
| TOTAL | 3-3 | 100.0 | |

The Indianapolis Colts fell to 3-2 on the season after being defeated by the Cleveland Browns, 32-23, at First Energy Stadium. Following a Browns field goal on their opening drive, Jonathan Taylor gave the Colts a 7-3 lead with a four-yard touchdown run. Cleveland then took a 20-10 halftime advantage following touchdowns Kareem Hunt, Rashard Higgins, and a Cody Parkey field goal. Their Browns increased their lead with an interception return for a touchdown to open the third quarter. Indianapolis responded when Isaiah Rodgers returned the ensuing kickoff 101 yards for a touchdown. Rodrigo Blankenship then added a 37-yard field goal to cut Cleveland's lead to 27-20. Indianapolis was not able to make up the difference as Cleveland recorded a safety and a 46-yard field goal in the fourth quarter en route to the win. Philip Rivers completed 21-of-33 passes for 243 yards and two interceptions. Taylor lead the team in rushing with 12 carries for 57 yards and one touchdown while T.Y. Hilton lead the team in receiving with six receptions for 69 yards. Defensively linebackers Bobby Okereke and Anthony Walker each contributed with an interception.

CLEVELAND BROWNS

| PASSING | ATT | CP | YDS | SK/YD | TD | LG | INT | RTG |
|-------------------|-----------|-----------|------------|------------|----------|-----------|----------|-------------|
| Baker Mayfield | 37 | 21 | 247 | 1/4 | 2 | 32 | 2 | 72.7 |
| Odell Beckham Jr. | 1 | 1 | 18 | 0/0 | 0 | 18 | 0 | 118.8 |
| TOTAL | 38 | 22 | 265 | 1/4 | 2 | 32 | 2 | 75.0 |

| RUSHING | ATT | YDS | AVG | LG | TD |
|-------------------|-----------|------------|------------|-----------|----------|
| Kareem Hunt | 20 | 72 | 3.6 | 10 | 0 |
| D'Ernest Johnson | 8 | 32 | 4.0 | 28 | 0 |
| Baker Mayfield | 2 | 17 | 8.5 | 16 | 0 |
| Andy Janovich | 2 | 4 | 2.0 | 2 | 0 |
| Odell Beckham Jr. | 1 | -1 | -1.0 | -1 | 0 |
| TOTAL | 33 | 124 | 3.8 | 28 | 0 |

| RECEIVING | NO | YDS | AVG | LG | TD |
|-------------------|-----------|------------|-------------|-----------|----------|
| Odell Beckham Jr. | 5 | 58 | 11.6 | 26 | 0 |
| Austin Hooper | 5 | 57 | 11.4 | 18 | 0 |
| Jarvis Landry | 4 | 88 | 22.0 | 32 | 0 |
| Rashard Higgins | 3 | 31 | 10.3 | 15t | 1 |
| Kareem Hunt | 3 | 21 | 7.0 | 13 | 1 |
| David Njoku | 1 | 6 | 6.0 | 6 | 0 |
| D'Ernest Johnson | 1 | 4 | 4.0 | 4 | 0 |
| TOTAL | 22 | 265 | 12.0 | 32 | 2 |

| TOP DEFENSE | TOT | SOLO | AST | SCK | YDS | INT |
|---------------|-----|------|-----|-----|-----|-----|
| B.J. Goodson | 9 | 3 | 6 | 0.0 | 0.0 | 0 |
| Denzel Ward | 5 | 4 | 1 | 0.0 | 0.0 | 0 |
| Kevin Johnson | 5 | 3 | 2 | 0.0 | 0.0 | 0 |

| FIELD GOALS | FGA/FGM | PERCENT | RESULTS |
|--------------|------------|--------------|--------------|
| Cody Parkey | 3-3 | 100.0 | (24, 36, 46) |
| TOTAL | 3-3 | 100.0 | |

TEAM STATISTICS COLTS BROWNS

| | | |
|------------------------------|----------|-----------|
| First Downs | 15 | 22 |
| 3rd Down Eff. (Made/Att/Pct) | 4/11/36% | 10/17/59% |
| 4th Down Eff. (Made/Att/Pct) | 1/1/100% | 1/1/100% |
| Total Net Yards | 308 | 385 |
| Total Plays | 52 | 72 |
| Yards Per Play | 5.9 | 5.3 |
| Rushes/Net Yards | 18/68 | 33/124 |
| Net Passing | 240 | 261 |
| Pass Attempts/Completions | 33/21 | 38/22 |
| Had Intercepted | 2 | 2 |
| Sacked/Yards Lost | 1/3 | 1/4 |
| Punts/Average | 1/54.0 | 2/46.5 |
| Penalties/Yards | 5/30 | 2/10 |
| Fumbles/Lost | 0/0 | 1/0 |
| Possession Time | 25:15 | 34:45 |