



## JACKSONVILLE JAGUARS AT CINCINNATI BENGALS | THURSDAY, SEPT. 30 | 8:20 P.M. ET



### THURSDAY NIGHT LIGHTS

In Week 4, the Jacksonville Jaguars travel to Cincinnati for a Thursday Night Football showdown at Paul Brown Stadium. The game will be broadcast on NFL Network with Joe Buck, Troy Aikman, Erin Andrews and Kristina Pink on the call. The game will also air on Westwood One with Ian Eagle and Mike Golic calling the action.

Thursday's game marks the second consecutive game for the Jaguars that No. 1 overall picks will be starting at quarterback as QB Trevor Lawrence (2021 No. 1 selection) and Bengals QB Joe Burrow (2020 No. 1 selection) are both slated to lead their respective teams. Burrow (LSU) and Lawrence (Clemson) each won College Football Playoff Championships and combined to compile a 72-5 collegiate record.

### HOUSE CALL JAMAL

WR Jamal Agnew returned a field goal 109 yards for a touchdown as time expired in the first half, marking his second consecutive game with a return touchdown and tying the longest scoring play in NFL history.

- Agnew's 109-yard return was the first missed field goal returned for a touchdown since CB Antonio Cromartie returned a missed field goal attempt in 2007.

- Agnew's 109-yard TD marked his second consecutive game with a return touchdown and the longest play in franchise history, surpassing his 102-yard kickoff return TD in Week 2 against Denver. He becomes the ninth player in NFL history with multiple 100-plus yard special teams returns in the same season and the 15th player in NFL history with two return touchdowns through the first three weeks of an NFL season. He is the first player in NFL history with 100-plus yard TDs in consecutive games.

- Agnew has recorded seven special teams return touchdowns (four punt returns, two kickoff returns and one field goal return) since entering the NFL in 2017, the most of any player in that span.



### LONGEST TDs IN FRANCHISE HISTORY

RK.	PLAYER (YEAR)	PLAY
1.	WR Jamal Agnew (2021)	109-yard FG return TD
2.	WR Jamal Agnew (2021)	102-yard KOR TD
3.	WR Marqise Lee (2016)	100-yard KOR TD
4.	RB Maurice Jones-Drew (2007)	100-yard KOR TD

### TNF: BY THE NUMBERS



3

DE/OLB Josh Allen has played in two Thursday Night Football games and totaled 3.0 sacks, including 2.0 sacks against the Titans in 2019.

40

Thursday marks the Jaguars' 40th nationally-televised prime-time game in franchise history. The Jaguars have played 15 times on Monday Night Football, 13 times on Thursday Night Football and 12 times on Sunday Night Football.

395

WR Marvin Jones Jr. has caught 28 passes for 395 yards and three TDs in seven Thursday Night Football games. Jones caught nine passes for 144 yards in three contests on Thursday night as a member of the Bengals from 2012-15.

### 2021 SCHEDULE

Sun., Sept. 12	at Houston Texans	L, 37-21
Sun., Sept. 19	Denver Broncos	L, 23-13
Sun., Sept. 26	Arizona Cardinals	L, 31-19
Thu., Sep. 30	at Cincinnati Bengals	8:20 p.m. (NFLN)
Sun., Oct. 10	Tennessee Titans	1 p.m. (CBS)
Sun., Oct. 17	Miami Dolphins	9:30 a.m. (CBS) (London)
	BYE WEEK	---
Sun., Oct. 31	at Seattle Seahawks	4:05 p.m. (CBS)
Sun., Nov. 7	Buffalo Bills	1 p.m. (CBS)
Sun., Nov. 14	at Indianapolis Colts	1 p.m. (CBS)
Sun., Nov. 21	San Francisco 49ers	1 p.m. (FOX)
Sun., Nov. 28	Atlanta Falcons	1 p.m. (CBS)
Sun., Dec. 5	at Los Angeles Rams	4:25 p.m. (CBS)
Sun., Dec. 12	at Tennessee Titans	1 p.m. (CBS)
Sun., Dec. 19	Houston Texans	1 p.m. (CBS)
Sun., Dec. 26	at New York Jets	1 p.m. (CBS)
Sun., Jan. 2	at New England Patriots	1 p.m. (CBS)
Sun. Jan. 9	Indianapolis Colts	1 p.m. (CBS)

# JAGUARS INFORMATION

## PRONUNCIATION GUIDE

C.J. Beathard	BETH-urd
A.J. Cann	Can
K'Lavon Chaisson	KAY-luh-von CHASE-on
DJ Chark Jr.	CH-ark
Luke Farrell	FAIR-ull
Adam Gotsis	GOT-sis
DaVon Hamilton	DUH-von
Tre Herndon	Tray
Tyron Johnson	TIE-rin
Ross Matiscik	MATTA-sick
Lerentee McCray	luh-ren-TAY
James O'Shaughnessy	oh-SEAN-uh-see
Dare Ogunbowale	DAR-ay OH-gun-buh-WALL-ay
Laviska Shenault Jr.	luh-VISK-uh shuh-nault
Dawuane Smoot	duh-WAHN
Jay Tufele	too-FELL-lay
Jihad Ward	Juh-hodd
Andrew Wingard	WING-urd

## JAGUARS IN PRIME TIME

Jacksonville has played in 39 nationally-televised prime-time games in the franchise's 27-season history, posting a 18-21 (.462) record in prime-time contests.

The Jaguars own an 8-7 (.533) record on Monday Night Football, a 5-6 (.455) record on Sunday Night Football and a 5-8 (.385) record on Thursday Night Football.

Date	Opponent	Network	Result
Sept. 26, 2020	Miami	NFL Network	L, 31-13
Sept. 19, 2019	Tennessee*	NFL Network	W, 20-7
Dec. 6, 2018	at Tennessee*	NFL Network	L, 30-9
Oct. 27, 2016	at Tennessee*	NFL Network	L, 36-22
Nov. 19, 2015	Tennessee*	NFL Network	W, 19-13
Dec. 18, 2014	Tennessee*	NFL Network	W, 21-13
Dec. 5, 2013	Houston*	NFL Network	W, 27-20
Nov. 8, 2012	Indianapolis*	NFL Network	L, 27-10
Dec. 15, 2011	at Atlanta*	NFL Network	L, 41-14
<b>Dec. 5, 2011</b>	<b>San Diego</b>	<b>ESPN</b>	<b>L, 38-14</b>
<b>Oct. 24, 2011</b>	<b>Baltimore</b>	<b>ESPN</b>	<b>W, 12-7</b>
<b>Oct. 18, 2010</b>	<b>Tennessee</b>	<b>ESPN</b>	<b>L, 30-3</b>
Dec. 17, 2009	Indianapolis*	NFL Network	L, 35-31
Dec. 18, 2008	Indianapolis*	NFL Network	L, 31-24
<b>Dec. 1, 2008</b>	<b>at Houston</b>	<b>ESPN</b>	<b>L, 30-17</b>
Oct. 5, 2008	Pittsburgh #	NBC	L, 26-21
<b>Oct. 22, 2007</b>	<b>Indianapolis</b>	<b>ESPN</b>	<b>L, 29-4</b>
<b>Nov. 20, 2006</b>	<b>N.Y. Giants</b>	<b>ESPN</b>	<b>W, 26-10</b>
<b>Sept. 18, 2006</b>	<b>Pittsburgh</b>	<b>ESPN</b>	<b>W, 9-0</b>
Oct. 9, 2005	Cincinnati #	ESPN	W, 23-20
Dec. 5, 2004	Pittsburgh #	ESPN	L, 17-16
Nov. 30, 2003	Tampa Bay #	ESPN	W, 17-10
Nov. 3, 2002	at N.Y. Giants #	ESPN	L, 24-17
<b>Dec. 3, 2001</b>	<b>Green Bay</b>	<b>ABC</b>	<b>L, 28-21</b>
Oct. 18, 2001	Buffalo*	ESPN	L, 13-10
Nov. 19, 2000	at Pittsburgh #	ESPN	W, 34-24
<b>Oct. 16, 2000</b>	<b>at Tennessee</b>	<b>ABC</b>	<b>L, 27-13</b>
Oct. 8, 2000	Baltimore #	ESPN	L, 15-10
<b>Sept. 25, 2000</b>	<b>at Indianapolis</b>	<b>ABC</b>	<b>L, 43-14</b>
<b>Dec. 13, 1999</b>	<b>Denver</b>	<b>ABC</b>	<b>W, 27-24</b>
Dec. 2, 1999	Pittsburgh*	ESPN	W, 20-6
Nov. 21, 1999	New Orleans #	ESPN	W, 41-23
<b>Oct. 11, 1999</b>	<b>at N.Y. Jets</b>	<b>ABC</b>	<b>W, 16-6</b>
<b>Dec. 28, 1998</b>	<b>Pittsburgh</b>	<b>ABC</b>	<b>W, 21-3</b>
Dec. 20, 1998	at Minnesota #	ESPN	L, 50-10
<b>Oct. 12, 1998</b>	<b>Miami</b>	<b>ABC</b>	<b>W, 28-21</b>
<b>Sept. 22, 1997</b>	<b>Pittsburgh</b>	<b>ABC</b>	<b>W, 30-21</b>
Dec. 15, 1996	Seattle #	ESPN	W, 20-13
Sept. 24, 1995	Green Bay #	TNT	L, 24-14

**BOLD:** Monday night game  
\* Thursday night game  
# Sunday night game

## BENGALS SERIES

Head Coach: Zac Taylor (since 2019 • 8-26-1, .243)  
Stadium: Paul Brown Stadium (since 2000 • 65,515)

Regular Season Series: 13-10 (.566)  
Home Record: 8-3 (.727) Road Record: 5-7 (.417)

Date	Location	Result	Attendance
Oct. 4, 2020	Cincinnati	L, 33-25	6,243
Oct. 10, 2019	Cincinnati	W, 27-17	42,784
Nov. 5, 2017	Jacksonville	W, 23-7	60,720
Nov. 2, 2014	Cincinnati	L, 33-23	60,057
Sept. 30, 2012	Jacksonville	L, 27-10	63,030
Oct. 9, 2011	Jacksonville	L, 30-20	61,799
Nov. 2, 2008	Cincinnati	L, 21-19	64,775
Oct. 9, 2005	Jacksonville	W, 23-20	66,137
Dec. 15, 2002	Cincinnati	W, 29-15	42,092
Dec. 9, 2001	Cincinnati	W, 14-10	44,920
Nov. 11, 2001	Jacksonville	W, 30-13	57,161
Dec. 17, 2000	Cincinnati	L, 17-14	50,469
Sept. 17, 2000	Jacksonville	W, 13-0	45,653
Jan. 2, 2000	Jacksonville	W, 24-7	70,532
Oct. 31, 1999	Cincinnati	W, 41-10	49,138
Nov. 29, 1998	Cincinnati	W, 34-17	55,432
Nov. 8, 1998	Jacksonville	W, 24-11	67,040
Nov. 23, 1997	Cincinnati	L, 31-26	55,158
Oct. 5, 1997	Jacksonville	W, 21-13	67,128
Dec. 1, 1996	Jacksonville	W, 30-27	57,408
Oct. 27, 1996	Cincinnati	L, 28-21	45,890
Nov. 26, 1995	Jacksonville	L, 17-13	68,249
Sept. 10, 1995	Cincinnati	L, 24-17	48,318

## BROADCAST



Joe Buck  
(play-by-play)



Troy Aikman  
(analyst)



Erin Andrews  
(sideline reporter)



Kristina Pink  
(sideline reporter)



Ian Eagle  
(play-by-play)



Mike Golic  
(analyst)



Frank Frangie  
(play-by-play)



Jeff Lageman  
(analyst)



Tony Boselli  
(analyst)



Rick Ballou  
(sideline reporter)





# JAGUARS IN THE COMMUNITY

## JAGUARS FOUNDATION KICKS OFF LATINX/HISPANIC HERITAGE MONTH WITH MURAL UNVEILING

Earlier this month, the Jacksonville Jaguars kicked off a month-long celebration of Latinx/Hispanic Heritage Month with a series of community events and activations that honor the rich history and cultural significance of the Latino community, one of the fastest growing populations in northeast Florida.

On Tuesday, Sept. 14, a new, original, hand-painted mural by northeast Florida artist, Whitney Perez (*pictured below*), was unveiled at Alfred I. DuPont Middle School in an art dedication ceremony. This artwork was underwritten by a grant to the Cultural Council of Greater Jacksonville from the Jacksonville Jaguars Foundation, in partnership with Duval County Public Schools (DCPS) and the First Coast Hispanic Chamber of Commerce.

"It's been a pleasure for the Jacksonville Jaguars Foundation to work with the Cultural Council's Art in Public Places Department, DCPS and the First Coast Hispanic Chamber of Commerce to help create this important public art installation," said Adriel Rocha, Director, Jaguars Foundation and Community Impact. "It's a great kickoff to our month-long celebration of our growing Hispanic community that is living and thriving in Duval County."



## JAGUARS GET TO WORK DURING HUNGER ACTION MONTH

September is Hunger Action Month, an annual observance in which people and organizations all over the country stand together against hunger. On September 14, the Jaguars Foundation joined with long-time partner Feeding Northeast Florida to distribute food to more than 150 families in the Jacksonville area. Jaguars alumni Kyle Brady and Kevin Hardy joined volunteers in loading fresh fruit, produce, meat and dry goods into cars via a drive thru pick up line.

"Hunger is a year-round issue -- one we take very seriously. Hunger Action Month gives us a platform to share what we do every day and celebrate the impact that has been made, all while showing how much work is still needed," said Susan King, President & CEO of Feeding Northeast Florida. "Solving hunger is possible, but we can't do it alone. We are so thankful for our 300+ partner agencies, our corporate and philanthropic partners and our community for supporting us during this important month. Through initiatives like this, we can help educate people on what food insecurity really looks like, who it affects and how they can help."



# KEY CONNECTIONS

## COLLEGE CONNECTIONS

### JACKSONVILLE JAGUARS

QB Trevor Lawrence (2018-20), OL Tyler Shatley (2010-13)

WR DJ Chark Jr. (2015-17), DE/OLB K'Lavon Chaisson (2017-19)

S Rudy Ford (2014-17)

OL Cam Robinson (2014-16)

DL Taven Bryan (2015-17)

CB Tyson Campbell (2018-20)

OL Will Richardson Jr. (2014-16)

OL Andrew Norwell (2010-13), RB Carlos Hyde (2010-13), DT DaVon Hamilton (2015-19)

OL Walker Little (2017-20)

DT Malcom Brown (2012-14)

S Andrew Wingard (2015-18)

LB Myles Jack (2013-15)



### CINCINNATI BENGALS

WR Tee Higgins (2017-19), DT D.J. Reader (2012-15), OL Jackson Carman (2018-20)

QB Joe Burrow (2018-19), WR Ja'Marr Chase (2018-20), DT Tyler Shelvin (2018-20)

TE C.J. Uzomah (2011-14)

OL Jonah Williams (2016-18)

OL Fred Johnson (2015-18)

OL Trey Hill (2018-20)

DT B.J. Hill (2014-17), S/LB Germaine Pratt (2014-18)

S Vonn Bell (2013-15), DL Sam Hubbard (2015-17), OL Isaiah Prince (2015-19)

WR Trenton Irwin (2015-18)

OL Trey Hopkins (2010-12)

LB Logan Wilson (2015-19)

OL Xavier Su'a-Filo (2009-13)

### JAGUARS CONNECTIONS TO BENGALS

Player	Prev. position
WR Marvin Jones Jr.	WR (2012-15)
Coach	Prev. position
Off. Quality Control Kyle Caskey	RB Coach (2014-18)

### BENGALS CONNECTIONS TO JAGUARS

Coach	Prev. position
Sr. Defensive Asst. Mark Duffner	Asst. Coach (2006-13)

### JAGUARS CONNECTIONS TO OHIO

Player	Hometown
OL Andrew Norwell	Cincinnati
RB Carlos Hyde	Cincinnati
DT DaVon Hamilton	Pickerington
TE Luke Farrell	Perry
DL Dawuane Smoot	Groveport
Coach	Hometown
Head Coach Urban Meyer	Ashtabula

### BENGALS CONNECTIONS TO FLORIDA

Player	Hometown
DL Trey Hendrickson	Apopka
OL Fred Johnson	West Palm Beach
DL Wyatt Ray	Boca Raton
TE Mitchell Wilcox	Tarpon Springs

### COACHING CONNECTIONS

Jaguars Head Coach Urban Meyer attended the University of Cincinnati and played cornerback from 1984-86. He then coached Bengals S Vonn Bell (2013-15) and CB Eli Apple (2014-15) at Ohio State. In 2014, Meyer led the Buckeyes to a 14-1 record and a College Football Playoff National Championship.

Jaguars Offensive Line Coach George Warhop played center at the University of Cincinnati from 1980-83.

### ROSTER FACTS

**Oldest Jaguars Player:** WR Marvin Jones Jr. (3/12/1990), 31

**Youngest Jaguars Player:** S Andre Cisco (3/23/2000), 21

**Heaviest Jaguars Player:** OL Andrew Norwell, 340

**Lightest Jaguars Player:** CB Chris Claybrooks, 180

**Tallest Jaguars Player:** DE/OLB Jordan Smith, 6'7"

**Shortest Jaguars Player:** WR Jamal Agnew, Nevin Lawson, 5'10"

**Most Seasons with the Jaguars:** OL Brandon Linder, OL Tyler Shatley, 8

**Most NFL Seasons:** WR Marvin Jones Jr., 10

**College with the Most Jaguars:** Ohio State, 4

**Drafted by Jaguars:** 26

**Super Bowl Ring:** Malcom Brown (2), Damien Wilson (1), Lerentee McCray (1)



Jaguars QB Trevor Lawrence and Bengals WR Tee Higgins were teammates at Clemson from 2018-19. Higgins caught Lawrence's first career pass at Clemson and took it 64 yards for a touchdown.





# HC URBAN MEYER & GM TRENT BAALKE



**URBAN  
MEYER**  
HEAD COACH

The Jacksonville Jaguars hired three-time national champion, seven-time conference winner and college Coach of the Decade Urban Meyer on Jan. 14, 2021.

Before serving as a studio analyst at FOX and an assistant athletic director at Ohio State, Meyer accumulated a 187-32 record and a .854 winning percentage, the third-highest in college football history, during head coaching stints at Ohio State (2012-18), Florida (2005-10), Utah (2003-04) and Bowling Green (2001-02). Meyer also posted a 12-3 record in postseason play. He is the only modern-day coach to win national championships in two different conferences (SEC in 2006 and 2008 at Florida and Big Ten in 2014 at Ohio State).

Meyer was hired for his first head coaching stint on Dec. 4, 2000 at Bowling Green, launching a coaching career that would earn him Coach of the Decade accolades by Sports Illustrated and The Sporting News. Meyer turned around a BGSU program that endured six consecutive losing seasons prior to his appointment into a Top 25 team. The Falcons posted 8-3 and 9-3 seasons before he accepted the head coaching position at Utah, where he went 22-2 in two seasons at the helm, including an undefeated 12-0 campaign in 2004.

Meyer was named national coach of the year in 2003 by The Sporting News and, in 2004, he was named the Football Writers Association of America's Eddie Robinson Coach of the Year and the Home Depot Coach of the Year. The Touchdown Club of Columbus also presented him with its coach of the year award, the Woody Hayes Trophy. While with the Utes, Meyer mentored QB Alex Smith, who threw for 2,952 yards and 32 TDs and ran for 631 yards and 10 TDs in 2004 before being the first overall pick in the 2005 NFL Draft.

His prolific coaching career next took him to Gainesville, where his six-year stint saw two national titles and a 65-15 record with the Gators. He led Florida to national championships in 2006 and 2008 and tutored QB Tim Tebow, who won the Heisman Trophy in 2007 and was named First-Team All-American in 2008 after leading the most productive offense in SEC history (611 points).


During his time in Columbus, the Buckeyes won the inaugural College Football Playoff national championship in 2014, captured the Big Ten Conference title in 2014, 2017 and 2018 and posted an 83-9 record, including a 54-4 conference record. He posted the two longest winning streaks in school history: 24 and 23 games.

Meyer's teams were 26-3 in rivalry games. Bowling Green was 1-1 against Toledo, Utah posted a 2-0 record against BYU, Florida tallied a 16-2 record against Florida State, Tennessee and Georgia and Ohio State was 7-0 against Michigan. His teams were a combined 114-22 in conference play with seven conference titles, including three Big Ten and two SEC crowns.

Meyer also has a track record of success with future professional talent. He has had 76 players drafted, including 21 first-round selections. In 2016, 12 Buckeyes were drafted, including five first-round picks: DE Joey Bosa, RB Ezekiel Elliott, CB Eli Apple, OL Taylor Decker and LB Darron Lee. Other notable selections during his coaching tenure include OL Maurkice Pouncey, CBs Reggie Nelson, Denzel Ward and Joe Haden, QB Dwayne Haskins, DEs Chase Young and Nick Bosa, WRs Michael Thomas and Percy Harvin, LB Ryan Shazier and S Malik Hooker.

Meyer, 56, was born in Toledo, Ohio and grew up in Ashtabula, Ohio. He and his wife, Shelley, who both graduated from the University of Cincinnati, have three children: Nicki, Gigi and Nate, and two grandchildren, Troy (4) and Gray (2). Nicki (Georgia Tech) and Gigi (Florida Gulf Coast) both played volleyball in college, while Nate has competed in football and baseball at Cincinnati.

**TRENT  
BAALKE**  
GENERAL MANAGER



Trent Baalke was hired as the Jaguars general manager on Jan. 21, 2021.

"Trent Baalke has had success at virtually every level of football, notably so as a general manager who shrewdly and quickly built an NFL conference championship organization and team," said Jacksonville Jaguars Owner Shad Khan. "That experience inspired us to recruit Trent to Jacksonville a year ago to serve as our director of player personnel and is one of many reasons why we are naming Trent as the new general manager of the Jacksonville Jaguars. Trent thoroughly knows the NFL and the dynamics of today's game, has an exceptional eye for talent and I know will have excellent chemistry with Head Coach Urban Meyer as they begin their mission to bring a consistent winner to our fans in Jacksonville."

He originally joined the Jaguars in February 2020 as the team's director of player personnel before being named the interim general manager on Nov. 29, 2020. Prior to arriving in Jacksonville, Baalke spent 12 seasons with the San Francisco 49ers, rising from the ranks of western region scout (2005-07) to director of player personnel (2008-09) to vice president of player personnel (2010) to general manager (2011-16). He was named Executive of the Year following the 2011 season by the Pro Football Writers of America and Pro Football Weekly after transforming a 6-10 team into a 13-3 team in his first season as general manager with San Francisco.

During Baalke's tenure in the Bay Area, the 49ers appeared in three consecutive NFC Championship games (2011-13) and Super Bowl XLVII, while tallying a 5-3 postseason record. After Baalke began overseeing all player acquisitions in 2010, six acquired players accounted for nine All-Pro selections while eight of those players earned Pro Bowl honors. Overall, the 49ers produced 24 All-Pro selections and 35 Pro Bowl nods from 2010-16.

He spent four years with the Washington Football Team's scouting staff where he served as the college scouting coordinator in his final season. From 2001-03, he served as Washington's national scout. Baalke started his NFL career as a personnel scout with the New York Jets from 1998-2000.

Prior to his NFL career, Baalke worked as a defensive line and strength and conditioning coach at South Dakota State from 1990-95 before working as the athletic director at Shantley High School in Fargo, N.D., in 1996 and 1997. He began his coaching career as a graduate assistant at North Dakota State in 1989 helping the team finish with a 14-0 record and Division II National Championship.

The Rosendale, Wis. native earned a bachelor's degree in health and physical education at Bemidji State (Minn.) where he played outside linebacker and was an All-Northern Sun Conference and All-Midwest Region honoree. He and his wife, Beth, have two daughters, Katy and Cassie.



# ASSISTANT COACHES



**Charlie Strong**  
**Title:** Assistant Head Coach/Inside Linebackers Coach  
**NFL Experience:** 1 | **Jaguars Experience:** 1  
**Last Position:** Defensive Analyst (Alabama)

• In his first season as an NFL coach after a 38-year career in college football that included head coaching stints at Louisville (2010-13), Texas (2014-16) and South Florida (2017-19).

"He's a high character guy, great family, someone that I trust explicitly, but also a guy I just feel very strong about being in front of the team, being in a locker room and being at my side. He was the first hire and arguably one of the most, if not the most, important hire." - Head Coach Urban Meyer



**Darrell Bevell**  
**Title:** Offensive Coordinator  
**NFL Experience:** 21 | **Jaguars Experience:** 1  
**Last Position:** Interim Head Coach (Lions)

• In his first season in Jacksonville after most recently serving as interim head coach/offensive coordinator in Detroit.

"I called 10 people about Darrell, and Brett Favre, who I've known for quite some time, when he made a comment, 'that's as good a coach as he's ever been around' and 'by the way I had my best year with him at Minnesota' and he said, 'Hire the guy.'" - Head Coach Urban Meyer



**Joe Cullen**  
**Title:** Defensive Coordinator  
**NFL Experience:** 15 | **Jaguars Experience:** 1  
**Last Position:** Defensive Line Coach (Ravens)

• Has 32 years of coaching experience, including 14 years in the NFL with five different teams: Baltimore, Tampa Bay, Cleveland, Jacksonville (defensive line coach - 2010-12) and Detroit... Ravens allowed second-fewest rushing yards per game (97.1) and created the third-most takeaways (126) in the NFL during his time in Baltimore

"I've known Joe Cullen a long time. I've always studied his defensive line play. He's considered if not the best, one of the best defensive line coaches in the game." - Head Coach Urban Meyer


## POSITION COACHES



**Nick Sorensen**  
Special Teams  
Coordinator



**Brian Schottenheimer**  
Passing Game  
Coordinator



**Tyler Bowen**  
Tight Ends  
Coach



**Sanjay Lal**  
Wide Receivers  
Coach



**Bernie Parmalee**  
Running Backs  
Coach




**George Warhop**  
Offensive Line  
Coach



**Chris Ash**  
Defensive Backs  
Coach - Safeties



**Joe Danna**  
Defensive Backs  
Coach - Nickels



**Tosh Lupoi**  
Defensive Line  
Coach



**Tim Walton**  
Secondary Coach -  
Corners



**Zachary Orr**  
Outside Linebackers  
Coach



**Carlos Polk**  
Special Teams  
Assistant



# PLAYER NOTES

## FIRST IN CLASS

QB Trevor Lawrence has completed 64-of-118 passing attempts for five TDs through three games.

He leads all rookie quarterbacks in passing touchdowns this season.

Lawrence is one of two players in franchise history to throw for five TDs through the first three weeks of a season.

### PASSING TOUCHDOWNS, ROOKIE QUARTERBACKS, 2021

RK.	PLAYER (TEAM)	PASSING TDs	PASS YARDS
1.	QB Trevor Lawrence (JAX)	5	669
2.	QB Zach Wilson (NYJ)	2	628
3.	QB Mac Jones (N.E.)	2	737
4.	QB Davis Mills (HOU)	2	102
5.	QB Trey Lance (S.F.)	1	5

## NOTE THE QUOTE: ON QB TREVOR LAWRENCE

"I love Trevor Lawrence. I love everything about that guy. I know Jacksonville will, or does. Is he having some growing pains? Like I've always said from day one, this goes back 20 years, a quarterback gets a lot of the glory when you win and gets a lot of the fingers pointed at him when he loses. It's an offense. The one common characteristic of every great quarterback is he has a great team around him. Every great quarterback has that and we will do that, we are growing that right now. So, yeah that kid is unbelievable to coach. Everything about the guy is an A plus."

- HC Urban Meyer

## MR. CONSISTENCY

RB James Robinson recorded 134 scrimmage yards (88 rushing and 46 receiving) in Week 3 against Arizona, marking his 17th consecutive game with 50-plus scrimmage yards. He is one of four players in the NFL with a streak of 15 or more consecutive games with at least 50 scrimmage yards.

### 50-PLUS SCRIMMAGE YARDS, CONSECUTIVE GAMES, ACTIVE STREAKS

RK.	PLAYER (TEAM)	STREAK (GAMES)
1.	RB Derrick Henry (TEN)	28
2.	RB Joe Mixon (CIN)	18
3.	RB James Robinson (JAX)	17
4.	RB Dalvin Cook (MIN)	15

Robinson has totaled at least 50 scrimmage yards in all 17 of his career games. He joins the following players as the only players in NFL history to total at least 50 scrimmage yards in their first 17 career games: Saquon Barkley, Le'Veon Bell, Matt Forte, Eddie George, Edgerrin James, Marshawn Lynch, Alfred Morris and LaDarian Tomlinson.

## KING JAMES

RB James Robinson surpassed 1,600 career scrimmage yards when he posted 134 yards from scrimmage in Week 3 against Arizona. Robinson has recorded the third-most scrimmage yards through a player's first 17 games in franchise history.

### SCRIMMAGE YARDS, FIRST 17 CAREER GAMES, FRANCHISE HISTORY

RK.	PLAYER (YEAR)	RUSH YARDS	REC YARDS	SCRIMMAGE
1.	RB Fred Taylor (1998-1999)	1,324	344	1,738
2.	RB Leonard Fournette (2017-18)	1,259	224	1,682
3.	RB James Robinson (2020-21)	1,230	241	1,666
4.	RB Maurice Jones-Drew (2006-07)	973	464	1,437

## JR25

RB James Robinson switched his jersey number from No. 30 to No. 25 prior to this season, opting to return to the number he donned in pop Warner, middle and high school.

While wearing No. 25, Robinson rushed for 9,045 yards at Rockford Lutheran High School, the most in Illinois High School Association history, and totaled 4,444 yards and 44 TDs in four seasons at Illinois State.

"I feel faster, but more importantly, I feel like me again," Robinson said. "It was my first number ever when I first started playing football. I never had another number other than 25 until I got 30. I broke the Illinois High School rushing record in that number. There's just a lot of memories with it."



After Robinson switched his jersey number, he vowed to reward fans for their loyalty. He plans to autograph more than 100 jerseys for supporters that purchased the No. 30.

"We just thought we should do something for the fans," Robinson said. "I knew there were a lot of people that already bought the jerseys. Signing the jerseys for the fans was the right thing to do."



## GO DJ, THAT'S MY DJ

WR DJ Chark Jr. opened the scoring for the Jaguars in Week 3 when he caught a 12-yard TD strike from QB Trevor Lawrence for his 15th career touchdown. Chark is one of three players in franchise history to catch 15 TDs in his first 42 career games.

In 2020, Chark posted eight catches for 125 yards and two TDs in Week 4 at Cincinnati.

### RECEIVING TOUCHDOWNS, FIRST 42 CAREER GAMES, FRANCHISE HISTORY

RK.	PLAYER	YEARS	RECEIVING TDs
1.	WR Allen Robinson	2014-16	22
2.	WR Allen Hurns	2014-16	19
3.	WR DJ Chark Jr.	2018-20	15





# PLAYER NOTES

## MAGNIFICENT MARVIN

WR Marvin Jones Jr. posted six receptions for 62 yards in Week 3 against Arizona, extending his streak of consecutive games with a reception to 100 contests. His 100-game streak is the sixth-longest active streak in the NFL.

### MOST CONSECUTIVE GAMES WITH A RECEPTION, ACTIVE STREAKS, NFL

RK.	PLAYER (TEAMS)	YEAR (S)	GAMES
1.	WR Antonio Brown (PIT/N.E./T.B.)	2010-21	139
2.	WR Julio Jones (ATL/TEN)	2011-21	130
3.	WR DeAndre Hopkins (HOU/ARI)	2013-21	129
4.	TE Travis Kelce (K.C.)	2014-21	113
5.	WR Jarvis Landry (CLE)	2014-21	112
6.	WR Marvin Jones Jr. (CIN/DET/JAX)	2013-21	100

During Jones' 100-game streak, which began in Cincinnati, he has recorded 415 receptions for 5,938 yards and 51 TDs. Jones has caught passes from seven different quarterbacks, including 17 from QB Trevor Lawrence.

### MARVIN JONES JR., OCT. 6, 2013-SEPT. 26, 2021, RECEPTIONS BY QUARTERBACK

QUARTERBACK	TEAM (YEAR)	COMPLETIONS TO JONES
Andy Dalton	Cincinnati (2013-15)	91
A.J. McCarron	Cincinnati (2015)	18
Matthew Stafford	Detroit (2016-20)	263
David Blough	Detroit (2019)	6
Jeff Driskel	Detroit (2020)	14
Chase Daniel	Detroit (2020)	6
Trevor Lawrence	Jacksonville (2021)	17

Since entering the NFL in 2013, Jones has caught 52 TDs, which is the tied for the sixth-most in the NFL during that span.

RK.	PLAYER (TEAMS)	RECEIVING TDS
1.	WR Antonio Brown	73
2.	WR Mike Evans	63
	WR DeAndre Hopkins	63
	WR Davante Adams	63
5.	TE Jimmy Graham	57
6.	TE Rob Gronkowski	52
	WR Marvin Jones Jr.	52
8.	WR Odell Beckham	51
	TE Travis Kelce	51
10.	Three players tied	48



## JAMAL SWAGNEW

In Week 2 against the Broncos, WR Jamal Agnew returned two kickoffs for 120 yards, including a 102-yard TD. Agnew is the only player in the NFL this season with a kickoff return for a touchdown, and his score was the longest kickoff return in the NFL since Bengals CB Brandon Wilson's 103-yard return for a TD in Week 12 last season.

### SPECIAL TEAMS RETURN TDs, 2017-21

RK.	PLAYER	PR TD	KR TD	TOTAL
1.	WR Jamal Agnew	4	2	7*
2.	WR Jakeem Grant	2	2	4
3.	WR Cordarrelle Patterson	0	3	3

\*In addition to his four punt return TDs and two kick return TDs, Agnew returned a field goal 109 yards for a touchdown in Week 3 against Arizona. It marked the longest play in franchise history, surpassing his 102-yard return the week prior.

### LONGEST SCORING PLAYS, FRANCHISE HISTORY

RK.	PLAYER	GAME	YARDS
1.	WR Jamal Agnew	9/26/21 vs. ARI	109 (TD)
2.	WR Jamal Agnew	9/19/21 vs. DEN	102 (TD)
3.	WR Marqise Lee	12/18/16 at HOU	100 (TD)
	RB Maurice Jones-Drew	11/4/07 at N.O.	100 (TD)

## RETURN ON INVESTMENT

Since his rookie season in 2017, WR Jamal Agnew leads the NFL in punt return touchdowns.

### PUNT RETURN TDs NFL, 2017-PRESENT

RK.	PLAYER	TDS
1.	WR Jamal Agnew (DET/JAX)	4
2.	WR Jakeem Grant (MIA)	2
	WR Tyreek Hill (K.C.)	2
	RB Nyheim Hines (IND)	2
	DB Desmond King II (LAC/TEN/HOU)	2

Agnew also leads the league in punt return average (min. 50 punt returns) and ranks in the top five in punt return yards since he entered the league in 2017. He is the only player to average at least 11.0 yards per return (min. 50 punts) and is one of four players in the NFL with at least 800 punt return yards since 2017.

### HIGHEST PUNT RETURN AVG., MIN. 50 PUNT RETURNS, NFL, 2017-PRESENT

RK.	PLAYER (TEAMS)	AVG.	YDS.	PR
1.	WR Jamal Agnew (DET/JAX)	11.2	870	78
2.	WR Deonte Harris (N.O.)	10.6	583	55
3.	RB Tarik Cohen (CHI)	10.3	985	58

### MOST PUNT RETURN YARDS, NFL, 2017-PRESENT

RK.	PLAYER (TEAMS)	YDS.	PR
1.	WR Andre Roberts (ATL/NYJ/BUF/HOU)	1,047	112
2.	RB Tarik Cohen (CHI)	985	96
3.	WR Alex Erickson (CIN/CAR)	951	116
4.	WR Jamal Agnew (DET/JAX)	870	78
5.	WR Jakeem Grant (MIA)	800	78





# PLAYER NOTES

## HOUSE CALL JAMAL

WR Jamal Agnew returned a missed field goal 109 yards for a TD on the final play of the second quarter in Week 3, tied for the longest TD in NFL history. He became one of three players to return a touchdown 109 yards in NFL history.

### LONGEST TDs, NFL HISTORY

PLAYER	TEAM/YARDS	YEAR
WR Jamal Agnew	JAX (109)	2021
WR Cordarrelle Patterson	MIN (109)	2013
CB Antonio Cromartie	S.D. (109)	2007

## REUNITED

S Rayshawn Jenkins and CB Shaquill Griffin are back together in the secondary after a 18-year hiatus. The two St. Petersburg natives played together for the Lakewood Junior Spartans at the age of 8.

Griffin and Jenkins both elected to stay in the Sunshine State for college with Griffin attending Central Florida and Jenkins playing for Miami (Fla.). The 2017 NFL Draft drew both of them to the West Coast when Griffin was selected by the Seattle Seahawks in the third round and Jenkins by the Los Angeles Chargers in the fourth.

In their first four seasons in the NFL, Jenkins (61 games played, 32 starts) and Griffin (57 games played, 53 starts) combined to play more than 100 games. For the next chapter of their careers, they decided to head back to the state of Florida where it all began as they both signed with the Jaguars in the 2021 offseason.

"It's just unreal. It's unbelievable actually," Jenkins said. "Even our city, it was a big deal for our city just seeing us get to be on the same team again and just having someone that you've known all your life on the same team with you. That makes a difference as well, so that's pretty cool ... The chemistry's already there. There's no building of chemistry [needed]."

The St. Petersburg duo each started the Jaguars preseason opener against Cleveland and picked up where they left off as youth teammates.

"It's like we didn't miss a beat," Griffin said. "I think that is the reason we are so close and continue to talk every day. It does not matter what it is, about football or about life, we are trying to watch each other grow. It's a brotherhood, he has been my brother since 5 years old."



## JOSHIN' AROUND

DE/OLB Josh Allen sacked Texans QB Tyrod Taylor in Week 1 and QB Teddy Bridgewater in Week 2 to increase his career sack total to 15.0. Allen's 15.0 sacks are tied for the second-most among Jaguars players through their first 27 games in franchise history.

### SACKS, FIRST 27 GAMES, FRANCHISE HISTORY

RK.	PLAYER	SACKS
1.	DE Yannick Ngakoue (2016-17)	18.0
2.	DE/OLB Josh Allen (2019-21)	15.0
3.	DE Tony Brackens (1996-97)	14.0
4.	LB Dante Fowler (2016-17)	10.5
5.	DE Ryan Davis (2012-15)	8.5

Allen's 15.0 sacks since his rookie year are in the top five among the 2019 NFL draft class.

### SACKS, 2019 DRAFT CLASS

RK.	PLAYER (TEAM)	GAMES	SACKS
1.	DE Brian Burns (CAR)	34	19.5
2.	DE Maxx Crosby (L.V.)	35	19.0
3.	DE Montez Sweat (WAS)	35	18.0
4.	DE/OLB Josh Allen (JAX)	27	15.0
5.	DE Nick Bosa (S.F.)	21	12.0

## COOKE'S CORNER

P Logan Cooke punted six times for 289 yards and recorded one special teams tackle against Arizona in Week 3. His 46.3 net punting average leads all NFL punters in 2021 while his 50.8 gross average ranks fourth.

### NET PUNTING AVERAGE (MIN. 5 PUNTS), NFL, 2021 SEASON

RK.	PLAYER	PUNTS	NET AVG.	GROSS AVG.
1.	P Logan Cooke (JAX)	16	46.3	50.8
2.	P Andy Lee (ARI)	12	51.5	45.6
3.	P Thomas Morstead (NYJ)	7	46.4	44.1
4.	P Brett Kern (TEN)	6	43.8	47.8

## THE DUUUVAL DEFENSE

The Jaguars limited the Cardinals to 1-of-9 on third downs and 31 yards rushing in Week 3, both of which were season lows for Arizona. Through three games this year, Jacksonville has allowed 3.4 yards per carry, the seventh-lowest mark in the NFL.

### DEFENSIVE RUSHING AVERAGE, NFL, 2021

RK.	TEAM	CARRIES	YARDS	AVG.
1.	Carolina Panthers	51	135	2.65
2.	New Orleans Saints	65	181	2.78
3.	Tampa Bay Buccaneers	62	191	3.08
4.	Cleveland Browns	64	201	3.14
5.	Cincinnati Bengals	71	235	3.31
6.	Buffalo Bills	66	224	3.39
7.	Jacksonville Jaguars	101	347	3.44
8.	Pittsburgh Steelers	74	265	3.58
9.	Baltimore Ravens	66	237	3.59
10.	Denver Broncos	49	178	3.63



# TEAM RANKINGS

AMERICAN FOOTBALL CONFERENCE						
	OFFENSE				DEFENSE	
	TOTAL	RUSH	PASS	TOTAL	RUSH	PASS
Baltimore Ravens .....	2	*1	7	13	5	16
Buffalo Bills .....	6	4 T	4	3	3	3
Cincinnati Bengals .....	14	7	14	5	4	9
Cleveland Browns .....	4	2	8	2	2	4
Denver Broncos .....	7	4 T	5	*1	*1	2
Houston Texans .....	11	10	11	12	10	13
Indianapolis Colts .....	9	9	12	11	14	7
<b>Jacksonville Jaguars .....</b>	<b>13</b>	<b>8</b>	<b>13</b>	<b>15</b>	<b>9</b>	<b>15</b>
Kansas City Chiefs .....	3	6	3	16	15	14
Las Vegas Raiders .....	*1	13	*1	8	11	8
Los Angeles Chargers .....	5	14	2	10	16	5
Miami Dolphins .....	15	11	15	14	13	11
New England Patriots .....	10	12	9	4	12	*1
New York Jets .....	16	15	16	6	8	6
Pittsburgh Steelers .....	12	16	6	7	6	12
Tennessee Titans .....	8	3	10	9	7	10
NATIONAL FOOTBALL CONFERENCE						
	OFFENSE				DEFENSE	
	TOTAL	RUSH	PASS	TOTAL	RUSH	PASS
Arizona Cardinals .....	*1	3	2	6	15	3
Atlanta Falcons .....	12	14	12	9	10	9
Carolina Panthers .....	4	7 T	5	2	*1	2
Chicago Bears .....	16	10	16	7	11 T	6
Dallas Cowboys .....	13	12	13	3	2	5
Detroit Lions .....	7	7 T	7	12	8	11
Green Bay Packers .....	11	15	10	5	9	4
Los Angeles Rams .....	6	13	3	10	6	12
Minnesota Vikings .....	2	*1	4	14	11 T	14
New Orleans Saints .....	15	2	15	4	3	7
New York Giants .....	8	5 T	9	11	7	10
Philadelphia Eagles .....	14	4	14	*1	5	*1
San Francisco 49ers .....	9	9	8	8	13	8
Seattle Seahawks .....	5	5 T	6	16	16	13
Tampa Bay Buccaneers .....	3	16	*1	13	4	16
Washington .....	10	11	11	15	14	15
NATIONAL FOOTBALL LEAGUE						
	OFFENSE				DEFENSE	
	TOTAL	RUSH	PASS	TOTAL	RUSH	PASS
Arizona Cardinals .....	2	8	3	11	29	7
Atlanta Falcons .....	24	28	23	20	20	18
Baltimore Ravens .....	4	*1	16	25	9	31
Buffalo Bills .....	11	5 T	10	5	7	5
Carolina Panthers .....	9	13 T	8	2	*1	2
Chicago Bears .....	32	19	32	13	21 T	12
Cincinnati Bengals .....	26	16	27	9	8	15
Cleveland Browns .....	6	2	17	4	6	6
Dallas Cowboys .....	27	26	25	6	2	11
Denver Broncos .....	13	5 T	11	3	3	4
Detroit Lions .....	15	13 T	13	23	16	24 T
Green Bay Packers .....	23	30	20	10	17	9
Houston Texans .....	21	21	22	24	19	23
Indianapolis Colts .....	19	18	24	19	28	13
<b>Jacksonville Jaguars .....</b>	<b>25</b>	<b>17</b>	<b>26</b>	<b>29</b>	<b>18</b>	<b>29</b>
Kansas City Chiefs .....	5	12	5	30	31	24 T
Las Vegas Raiders .....	*1	24	*1	15	23	14
Los Angeles Chargers .....	8	25	4	18	32	8
Los Angeles Rams .....	12	27	6	21	12	26
Miami Dolphins .....	28	22	28	26	27	20
Minnesota Vikings .....	3	4	7	28	21 T	28
New England Patriots .....	20	23	18	7	25	3
New Orleans Saints .....	31	7	31	8	4	16
New York Giants .....	16	10 T	15	22	14	22
New York Jets .....	30	29	29	12	15	10
Philadelphia Eagles .....	29	9	30	*1	10	*1
Pittsburgh Steelers .....	22	32	12	14	11	21
San Francisco 49ers .....	17	15	14	17	24	17
Seattle Seahawks .....	10	10 T	9	32	30	27
Tampa Bay Buccaneers .....	7	31	2	27	5	32
Tennessee Titans .....	14	3	19	16	13	19
Washington .....	18	20	21	31	26	30

\* = NFL leader | T = Tied for position





# JAGUARS 2021 STATS

## JACKSONVILLE JAGUARS / REGULAR SEASON WEEK 3 / THROUGH SUNDAY, SEPTEMBER 26, 2021

WON 0, LOST 3					URBAN MEYER (3 GAMES) / BOB SUTTON (3 GAMES)	
09/12	L	21-37	at Houston	68,105		
09/19	L	13-23	Denver	58,461		
09/26	L	19-31	Arizona	58,012		

2021 TEAM STATISTICS					JAX	OPP.
<b>FIRST DOWNS</b>						
					52	67
Rushing					17	23
Passing					29	38
Penalty					6	6
Third Down-Made/Att					9/33	15/41
Third Down Efficiency					27.3%	36.6%
Fourth Down-Made/Att					3/3	4/4
Fourth Down Efficiency					100.0%	100.0%
<b>TOTAL NET YARDS</b>						
					899	1,254
Avg. Per Game					299.7	418.0
Total Plays					184	206
Avg. Per Play					4.9	6.1
<b>NET YARDS RUSHING</b>						
					310	347
Avg. Per Game					103.3	115.7
Total Rushes					61	101
Avg. Per Rush					5.1	3.4
<b>NET YARDS PASSING</b>						
					589	907
Avg. Per Game					196.3	302.3
Sacked/Yards Lost					5/80	4/28
Gross Yards					669	935
Attempts/Completions					118/64	101/75
Pct. of Completion					54.2%	74.3%
Had Intercepted					7	1
<b>PUNTS/AVERAGE</b>						
					16/50.8	15/46.6
Net Punting Average					46.3	44.4
<b>PUNT RETURN/AVG.</b>						
					4/3.3	7/10.4
<b>KICKOFF RETURN/AVG.</b>						
					3/46.0	2/23.5
<b>INTERCEPTION RETURN/AVG.</b>						
					1/23.0	7/11.9
<b>PENALTIES/YARDS</b>						
					21/192	22/209
<b>FUMBLES/BALL LOST</b>						
					5/2	2/0
<b>TOUCHDOWNS</b>						
					8	10
Rushing					1	5
Passing					5	4
Returns					2	1
<b>EXTRA POINTS/ATTEMPTS</b>						
					5/7	10/10
<b>TWO POINT CONVERSION/ATT.</b>						
					0/1	0/0
<b>FIELD GOALS/ATTEMPTS</b>						
					0/3	7/8
<b>AVG. TIME OF POSSESSION</b>						
					24:24	35:36

* SCORE BY PERIODS						
	Q1	Q2	Q3	Q4	OT	PTS
TEAM	7	20	13	13	0	53
OPPONENTS	24	20	34	13	0	91

SCORING									
	TD	RU	PA	RT	K-PAT	FG	2PT	S	PTS
J. Agnew	2	0	0	2	0/0	0/0	0	0	12
D. Chark Jr.	2	0	2	0	0/0	0/0	0	0	12
M. Jones Jr.	2	0	2	0	0/0	0/0	0	0	12
C. Manhertz	1	0	1	0	0/0	0/0	0	0	6
J. Robinson	1	1	0	0	0/0	0/0	0	0	6
J. Lambo	0	0	0	0	5/7	0/3	0	0	5
TEAM	8	1	5	2	5/7	0/3	0	0	53
OPPONENTS	10	5	4	1	10/10	7/8	0	0	91

2-Pt Conv: TM 0-1, OPP 0-0

J. Lambo: (55WL) (52WR, 48WL) (-)

OPP: (40G, 26G, 25G) (32G, 46G, 40G) (68, 34G)

SACKS: J. Allen 2.0, A. Gotsis 1.0, A. Wingard 1.0, TM 4.0, OPP 4.0 FUM/LOST: T. Lawrence 2/2, J. Robinson 2/0, L. Farrell 1/0, TM 5/2, OPP 2/0

* PASSING												
	ATT	CMP	YDS	CMP%	YDS/ATT	TD	TD%	INT	INT%	LONG	SACK	LOST
T. Lawrence	118	64	669	54.2	5.7	5	4.2	7	5.9	41t	5.0	80
TEAM	118	64	669	54.2	5.7	5	4.2	7	5.9	41t	5.0	80
OPPONENTS	101	75	935	74.3	9.3	4	4.0	1	1.0	55	4	28

* RUSHING					
	NO.	YDS	AVG	LONG	TD
J. Robinson	31	160	5.2	21	1
C. Hyde	19	95	5.0	18	0
T. Lawrence	9	46	5.1	11	0
L. Shenault Jr.	2	9	4.5	9	0
TEAM	61	310	5.1	21	1
OPPONENTS	101	347	3.4	29	5

* RECEIVING					
	TAR	NO.	YDS	AVG	LONG
M. Jones Jr.	28	17	194	11.4	33
D. Chark Jr.	22	7	154	22.0	41t
L. Shenault Jr.	21	13	95	7.3	20
J. Robinson	15	12	92	7.7	15
J. O'Shaughnessy	9	7	72	10.3	24
J. Hollister	6	2	15	7.5	9
C. Hyde	4	2	14	7.0	9
L. Farrell	3	2	5	2.5	6
C. Manhertz	2	1	22	22.0	22t
T. Johnson	2	1	6	6.0	6
P. Dorsett II	1	0	0	0.0	0
D. Smith	1	0	0	0.0	0
L. Treadwell	1	0	0	0.0	0
TEAM	115	64	669	10.5	41t
OPPONENTS	100	75	935	12.5	55

* INTERCEPTIONS					
	NO.	YDS	AVG	LONG	TD
A. Wingard	1	23	23.0	23	0
TEAM	1	23	23.0	23	0
OPPONENTS	7	83	11.9	29t	1

* FUMBLES					
	FUM	LST	FF	REC	TD
T. Lawrence	2	2	0	0	0
J. Robinson	2	0	0	0	0
L. Farrell	1	0	0	0	0
L. Shenault Jr.	0	0	0	1	0
TEAM	5	2	0	1	0
OPPONENTS	2	0	0	0	0

* PUNTING							
	NO.	YDS	AVG	NET	TB	IN	LG
L. Cooke	16	813	50.8	46.3	0	5	64
TEAM	16	813	50.8	46.3	0	5	64
OPPONENTS	15	699	46.6	44.4	1	7	59

* PUNT RETURNS					
	RET	FC	YDS	AVG	LONG
J. Agnew	4	6	13	3.3	10
TEAM	4	6	13	3.3	10
OPPONENTS	7	4	73	10.4	27

* KICKOFF RETURNS					
	NO.	YDS	AVG	LONG	TD
J. Agnew	3	138	46.0	102t	1
TEAM	3	138	46.0	102t	1
OPPONENTS	2	47	23.5	24	0

* FIELD GOALS					
	1-19	20-29	30-39	40-49	50+
J. Lambo	0/0	0/0	0/0	0/1	0/2
TEAM	0/0	0/0	0/0	0/1	0/2
OPPONENTS	0/0	2/2	2/2	3/3	0/1



# BENGALS 2021 STATS

## CINCINNATI BENGALS / REGULAR SEASON WEEK 3 / THROUGH SUNDAY, SEPTEMBER 26, 2021

WON 2, LOST 1				ZAC TAYLOR (3 GAMES)
09/12	W	27-24 (OT)	Minnesota	56,525
09/19	L	17-20	at Chicago	60,840
09/26	W	24-10	at Pittsburgh	58,076

2021 TEAM STATISTICS				CIN	OPP.
<b>FIRST DOWNS</b>					
				46	61
Rushing				13	13
Passing				29	39
Penalty				4	9
Third Down-Made/Att				12/36	21/50
Third Down Efficiency				33.3%	42.0%
Fourth Down-Made/Att				2/4	2/5
Fourth Down Efficiency				50.0%	40.0%
<b>TOTAL NET YARDS</b>					
				882	951
Avg. Per Game				294.0	317.0
Total Plays				165	213
Avg. Per Play				5.3	4.5
<b>NET YARDS RUSHING</b>					
				314	235
Avg. Per Game				104.7	78.3
Total Rushes				80	71
Avg. Per Rush				3.9	3.3
<b>NET YARDS PASSING</b>					
				568	716
Avg. Per Game				189.3	238.7
Sacked/Yards Lost				10/72	10/80
Gross Yards				640	796
Attempts/Completions				75/53	132/90
Pct. of Completion				70.7%	68.2%
Had Intercepted				4	3
<b>PUNTS/AVERAGE</b>					
				14/46.3	16/45.8
Net Punting Average				43.0	39.8
<b>PUNT RETURN/AVG.</b>					
				8/9.6	2/13.0
<b>KICKOFF RETURN/AVG.</b>					
				6/19.7	3/17.7
<b>INTERCEPTION RETURN/AVG.</b>					
				3/10.3	4/19.3
<b>PENALTIES/YARDS</b>					
				17/161	30/259
<b>FUMBLES/BALL LOST</b>					
				1/1	3/1
<b>TOUCHDOWNS</b>					
				8	6
Rushing				1	1
Passing				7	4
Returns				0	1
<b>EXTRA POINTS/ATTEMPTS</b>					
				8/8	6/6
<b>TWO POINT CONVERSION/ATT.</b>					
				0/0	0/0
<b>FIELD GOALS/ATTEMPTS</b>					
				4/4	4/5
<b>AVG. TIME OF POSSESSION</b>					
				27:44	32:16

* SCORE BY PERIODS									
	Q1	Q2	Q3	Q4	OT				PTS
TEAM	7	21	20	17	3				68
OPPONENTS	7	14	7	26	0				54

SCORING									
	TD	RU	PA	RT	K-PAT	FG	2PT	S	PTS
J. Chase	4	0	4	0	0/0	0/0	0	0	24
E. McPherson	0	0	0	0	8/8	4/4	0	0	20
T. Higgins	2	0	2	0	0/0	0/0	0	0	12
T. Boyd	1	0	1	0	0/0	0/0	0	0	6
J. Mixon	1	1	0	0	0/0	0/0	0	0	6
TEAM	8	1	7	0	8/8	4/4	0	0	68
OPPONENTS	6	1	4	1	6/6	4/5	0	0	54

2-Pt Conv: TM 0-0, OPP 0-0

E. McPherson: (53G, 33G) (53G) (43G)

OPP: (53G) (28G, 22G) (42WL, 26G)

SACKS: B. Hill 3.0, T. Hendrickson 2.5, S. Hubbard 1.5, L. Ogunjobi 1.0, D. Reader 1.0, C. Sample 1.0, TM 10.0, OPP 10.0 FUM/LOST: T. Higgins 1/1, TM 1/1, OPP 3/1

* PASSING													
	ATT	CMP	YDS	CMP%	YDS/ATT	TD	TD%	INT	INT%	LONG	SACK	LOST	RATING
J. Burrow	75	53	640	70.7	8.5	7	9.3	4	5.3	50t	10.0	72	105.4
TEAM	75	53	640	70.7	8.5	7	9.3	4	5.3	50t	10	72	105.4
OPPONENTS	132	90	796	68.2	6.0	4	3.0	3	2.3	34	10	80	84.7

* RUSHING					
	NO.	YDS	AVG	LONG	TD
J. Mixon	67	286	4.3	27	1
S. Perine	6	21	3.5	13	0
J. Burrow	6	9	1.5	8	0
J. Chase	1	-2	-2.0	-2	0
TEAM	80	314	3.9	27	1
OPPONENTS	71	235	3.3	20	1

* RECEIVING					
	TAR	NO.	YDS	AVG	LONG
T. Boyd	19	14	141	10.1	22
J. Chase	16	11	220	20.0	50t
T. Higgins	15	10	118	11.8	28
J. Mixon	7	6	29	4.8	12
C. Uzomah	5	4	39	9.8	32
M. Thomas	4	2	24	12.0	19
C. Evans	3	3	40	13.3	14
S. Perine	3	2	15	7.5	8
A. Tate	1	1	14	14.0	14
TEAM	73	53	640	12.1	50t
OPPONENTS	128	90	796	8.8	34

* INTERCEPTIONS					
	NO.	YDS	AVG	LONG	TD
L. Wilson	3	31	10.3	18	0
TEAM	3	31	10.3	18	0
OPPONENTS	4	77	19.3	53t	1

* FUMBLES					
	FUM	LST	FF	REC	TD
T. Higgins	1	1	0	0	0
TEAM	1	1	0	0	0
OPPONENTS	3	1	0	2	0

* PUNTING							
	NO.	YDS	AVG	NET	TB	IN	LG
K. Huber	14	648	46.3	43.0	1	7	61
TEAM	14	648	46.3	43.0	1	7	61
OPPONENTS	16	733	45.8	39.8	1	4	63

* PUNT RETURNS					
	RET	FC	YDS	AVG	LONG
D. Phillips	8	6	77	9.6	16
TEAM	8	6	77	9.6	16
OPPONENTS	2	6	26	13.0	14

* KICKOFF RETURNS					
	NO.	YDS	AVG	LONG	TD
B. Wilson	6	118	19.7	30	0
TEAM	6	118	19.7	30	0
OPPONENTS	3	53	17.7	22	0

* FIELD GOALS					
	1-19	20-29	30-39	40-49	50+
E. McPherson	0/0	0/0	1/1	1/1	2/2
TEAM	0/0	0/0	1/1	1/1	2/2
OPPONENTS	0/0	3/3	0/0	0/1	1/1





# ALPHABETICAL ROSTER

NO.	NAME	POS	HT	WT	DOB	EXP	COLLEGE	HOMETOWN	HOW ACQ
39	Agnew, Jamal	WR	5-10	190	4/3/1995	5	San Diego	San Diego, Calif.	UFA (DET)-'21
53	Allen, Dakota	LB	6-1	220	11/2/1995	3	Texas Tech	Humble, Texas	PS (LAR)-'19
41	Allen, Josh	DE/OLB	6-5	255	7/13/1997	3	Kentucky	Montclair, N.J.	D1-'19
85	Arnold, Dan	TE	6-6	240	3/15/1995	5	Wisconsin-Platteville	Janesville, Wisc.	T (CAR)-'21
78	Bartch, Ben	OL	6-6	315	7/22/1998	2	St. John's (Minn.)	Dayton, Ore.	D4-'20
3	Beathard, C.J.	QB	6-2	215	11/16/1993	5	Iowa	Franklin, Tenn.	UFA (S.F.)-'21
90	Brown, Malcom	DT	6-2	330	2/2/1994	7	Texas	Brenham, Texas	T (N.O.)-'21
93	Bryan, Taven	DL	6-5	295	3/11/1996	4	Florida	Casper, Wyo.	D1-'18
32	Campbell, Tyson	CB	6-1	195	3/17/2000	R	Georgia	Miramar, Fla.	D2-'21
60	Cann, A.J.	OL	6-3	320	3/10/1991	7	South Carolina	Bamberg, S.C.	D3-'15
45	Chaisson, K'Lavon	DE/OLB	6-3	245	7/25/1999	2	LSU	Houston, Texas	D1-'20
17	Chark Jr., DJ	WR	6-4	210	9/23/1996	4	LSU	Alexandria, La.	D2-'18
38	Cisco, Andre	S	6-0	210	3/23/2000	R	Syracuse	Queens, N.Y.	D3-'21
27	Claybrooks, Chris	CB	5-9	180	7/17/1997	2	Memphis	Nashville, Tenn.	D7-'20
9	Cooke, Logan	P	6-5	230	7/28/1995	4	Mississippi State	Darbus, Miss.	D7b-'18
89	Farrell, Luke	TE	6-5	250	10/14/1997	R	Ohio State	Perry, Ohio	D5-'21
5	Ford, Rudy	S	6-0	210	11/1/1994	5	Auburn	New Hope, Ala.	UFA (PHI)-'21
96	Gotsis, Adam	DL	6-4	290	9/23/1992	6	Georgia Tech	Melbourne, Australia	FA-'21
26	Griffin, Shaquill	CB	6-0	200	7/20/1995	5	Central Florida	St. Petersburg, Fla.	UFA (SEA)-'21
52	Hamilton, DaVon	DT	6-4	335	2/1/1997	2	Ohio State	Pickerington, Ohio	D3-'20
37	Herndon, Tre	CB	5-11	190	3/5/1996	4	Vanderbilt	Chattanooga, Tenn.	FA-'18
86	Hollister, Jacob	TE	6-4	245	11/18/1993	4	Wyoming	Beaverton, Ore.	FA-'21
24	Hyde, Carlos	RB	6-0	230	9/20/1990	8	Ohio State	Cincinnati, Ohio	UFA (SEA)-'21
44	Jack, Myles	LB	6-1	255	9/3/1995	6	UCLA	Scottsdale, Ariz.	D2-'16
2	Jenkins, Rayshawn	S	6-1	200	1/25/1994	5	Miami	St. Petersburg, Fla.	UFA (LAC)-'21
12	Johnson, Tyron	WR	6-1	193	1/8/1996	2	Oklahoma State	New Orleans, La.	W (LAC)-'21
11	Jones Jr., Marvin	WR	6-2	199	3/12/1990	10	California	Long Beach, Calif.	UFA (DET)-'21
4	Lambo, Josh	K	6-0	210	11/19/1990	7	Texas A&M	Lansing, Mich.	FA-'17
16	Lawrence, Trevor	QB	6-6	220	10/6/1999	R	Clemson	Cartersville, Ga.	D1-'21
21	Lawson, Nevin	CB	5-10	190	4/23/1991	8	Utah State	Lauderhill, Fla.	FA-'21
65	Linder, Brandon	OL	6-6	315	1/25/1992	8	Miami (Fla.)	Southwest Ranches, Fla.	D3-'14
84	Manhertz, Chris	TE	6-6	260	4/10/1992	6	Canisius	Bronx, N.Y.	UFA (CAR)-'21
46	Maticcik, Ross	LS	6-0	240	9/13/1996	2	Baylor	McKinney, Texas	FA-'20
55	McCray, Lerentee	DE/OLB	6-3	250	8/26/1990	7	Florida	Ocala, Fla.	UFA (BUF)-'17
68	Norwell, Andrew	OL	6-6	340	10/25/1991	8	Ohio State	Cincinnati, Ohio	UFA (CAR)-'18
33	Ogunbowale, Dare	RB	5-10	215	5/4/1994	4	Wisconsin	Milwaukee, Wisc.	FA-'20
50	Quarterman, Shaquille	LB	6-0	240	10/28/1997	2	Miami (Fla.)	Orange Park, Fla.	D4b-'20
76	Richardson Jr., Will	OL	6-6	320	1/4/1996	4	North Carolina State	Burlington, N.C.	D4-'18
95	Robertson-Harris, Roy	DL	6-5	290	7/23/1993	6	Texas-El Paso	Oakland, Calif.	UFA (CHI)-'21
74	Robinson, Cam	OL	6-6	335	10/9/1995	5	Alabama	West Monroe, La.	D2-'17
25	Robinson, James	RB	5-9	220	8/9/1998	2	Illinois State	Rockford, Ill.	FA-'20
49	Russell, Chapelle	LB	6-2	236	1/20/1997	2	Temple	Lakewood Township, N.J.	W (T.B.)-'20
69	Shatley, Tyler	OL	6-3	305	5/5/1991	8	Clemson	Icard, N.C.	FA-'14
10	Shenault Jr., Laviska	WR	6-1	220	10/5/1998	2	Colorado	DeSoto, Texas	D2-'20
92	Smith, Jordan	DE/OLB	6-7	250	4/10/1998	R	Alabama-Birmingham	Lithonia, Ga.	D4-'21
91	Smoot, Dawuane	DL	6-3	275	3/2/1995	5	Illinois	Groveport, Ohio	D3-'17
75	Taylor, Jawaan	OL	6-5	330	11/25/1997	3	Florida	Cocoa, Fla.	D2-'19
20	Thomas, Daniel	S	5-10	215	7/1/1998	2	Auburn	Montgomery, Ala.	D5a-'20
97	Tufele, Jay	DT	6-3	310	7/25/1999	R	Southern California	Salt Lake City, Utah	D4-'21
6	Ward, Jihad	DL	6-5	290	5/11/1994	6	Illinois	Philadelphia, Pa.	UFA (BAL)-'21
54	Wilson, Damien	LB	6-0	260	5/28/1993	7	Minnesota	Gloster, Miss.	UFA (K.C.)-'21
42	Wingard, Andrew	S	6-0	200	12/5/1996	3	Wyoming	Arvada, Colo.	FA-'19

## Practice Squad (16)

35	Burns, Lorenzo	CB	5-10	183	10/10/1997	R	Arizona	Murrieta, Calif.	W (ARI)-'21
58	Costin, Doug	DT	6-2	320	10/5/1997	2	Miami (Ohio)	West Chester, Pa.	FA-'20
88	Cotton Jr., Jeff	WR	6-2	204	4/17/1997	1	Idaho	Tucson, Ariz.	FA-'21
31	Cottrell, Nathan	RB	5-11	195	8/2/1996	2	Georgia Tech	Knoxville, Tenn.	FA-'20
81	Hammond, Josh	WR	6-0	195	7/24/1998	1	Florida	Hallandale, Fla.	FA-'20
83	Jones, Tim	WR	6-1	200	5/15/1998	R	Southern Mississippi	Biloxi, Miss.	FA-'21
14	Lauletta, Kyle	QB	6-3	222	3/17/1995	2	Richmond	Exton, Pa.	FA - '21
62	McDermott, KC	OL	6-5	330	4/18/1996	3	Miami (Fla.)	Wellington, Fla.	FA-'18
22	Ozigbo, Devine	RB	6-2	230	2/10/1996	3	Nebraska	Sachse, Texas	W (N.O.)-'19
29	Rusnak, Brandon	DB	5-11	200	7/11/1995	3	Michigan	Wilmington, Del.	FA-'19
19	Smith, Devin	WR	6-1	199	3/3/1992	6	Ohio State	Akron, Ohio	FA-'21
87	Sokol, Matt	TE	6-5	249	11/9/1995	1	Michigan State	Rochester, Mich.	FA-'21
73	Traore, Badara	OL	6-7	327	3/12/1997	2	LSU	Boston, Mass.	W (CHI)-'21
18	Treadwell, Laquon	WR	6-2	215	6/14/1995	5	Mississippi	Chicago, Illinois	FA-'21
77	Wallace-Simms, Tre'Vour	OL	6-5	360	9/25/1997	2	Missouri	St. Louis, Ill.	FA-'20
15	Wright, Matthew	K	6-0	179	3/22/1996	2	Central Florida	Lancaster, Pa.	FA-'21

## Injured Reserve - Designated For Return (1)

7	Austin, Tavon	WR	5-8	180	3/15/1990	8	West Virginia	Baltimore, Md.	FA-'21
---	---------------	----	-----	-----	-----------	---	---------------	----------------	--------

## Injured Reserve (3)

1	Etienne Jr., Travis	RB	5-10	215	1/26/1999	R	Clemson	Jennings, La.	D1-'21
14	Godwin, Terry	WR	5-11	180	10/23/1996	2	Georgia	Hogansville, Ga.	FA-'19
80	O'Shaughnessy, James	TE	6-4	245	1/14/1992	6	Illinois State	Naperville, Ill.	W (N.E.)-'17

## Reserve/COVID-19 (1)

72	Little, Walker	OL	6-7	325	4/1/1999	R	Stanford	Houston, Texas	D2-'21
----	----------------	----	-----	-----	----------	---	----------	----------------	--------

## Non-Football Injury (NF) (1)

48	Moses, Dylan	LB	6-3	230	5/25/1998	R	Alabama	Alexandria, La.	FA-'21
----	--------------	----	-----	-----	-----------	---	---------	-----------------	--------



# NUMERICAL ROSTER

NO.	NAME	POS	HT	WT	DOB	AGE	EXP	COLLEGE	HOMETOWN	HOW ACQ
2	Jenkins, Rayshawn	S	6-1	200	1/25/94	27	5	Miami	St. Petersburg, Fla.	UFA (LAC)-'21
3	Beathard, C.J.	QB	6-2	215	11/16/93	27	5	Iowa	Franklin, Tenn.	UFA (S.F.)-'21
4	Lambo, Josh	K	6-0	210	11/19/90	30	7	Texas A&M	Lansing, Mich.	FA-'17
5	Ford, Rudy	S	6-0	210	11/1/94	26	5	Auburn	New Hope, Ala.	UFA (PHI)-'21
6	Ward, Jihad	DL	6-5	290	5/11/94	27	6	Illinois	Philadelphia, Pa.	UFA (BAL)-'21
9	Cooke, Logan	P	6-5	230	7/28/95	26	4	Mississippi State	Darbus, Miss.	D7b-'18
10	Shenault Jr., Laviska	WR	6-1	220	10/5/98	22	2	Colorado	DeSoto, Texas	D2-'20
11	Jones Jr., Marvin	WR	6-2	199	3/12/90	31	10	California	Long Beach, Calif.	UFA (DET)-'21
12	Johnson, Tyron	WR	6-1	193	1/8/96	25	2	Oklahoma State	New Orleans, La.	W (LAC)-'21
16	Lawrence, Trevor	QB	6-6	220	10/6/99	21	R	Clemson	Cartersville, Ga.	D1-'21
17	Chark Jr., DJ	WR	6-4	210	9/23/96	25	4	LSU	Alexandria, La.	D2-'18
20	Thomas, Daniel	S	5-10	215	7/1/98	23	2	Auburn	Montgomery, Ala.	D5a-'20
21	Lawson, Nevin	CB	5-10	190	4/23/91	30	8	Utah State	Lauderhill, Fla.	FA-'21
24	Hyde, Carlos	RB	6-0	230	9/20/90	31	8	Ohio State	Cincinnati, Ohio	UFA (SEA)-'21
25	Robinson, James	RB	5-9	220	8/9/98	23	2	Illinois State	Rockford, Ill.	FA-'20
26	Griffin, Shaquill	CB	6-0	200	7/20/95	26	5	Central Florida	St. Petersburg, Fla.	UFA (SEA)-'21
27	Claybrooks, Chris	CB	5-9	180	7/17/97	24	2	Memphis	Nashville, Tenn.	D7-'20
32	Campbell, Tyson	CB	6-1	195	3/17/00	21	R	Georgia	Miramar, Fla.	D2-'21
33	Ogunbowale, Dare	RB	5-10	215	5/4/94	27	4	Wisconsin	Milwaukee, Wisc.	FA-'20
37	Herndon, Tre	CB	5-11	190	3/5/96	25	4	Vanderbilt	Chattanooga, Tenn.	FA-'18
38	Cisco, Andre	S	6-0	210	3/23/00	21	R	Syracuse	Queens, N.Y.	D3-'21
39	Agnew, Jamal	WR	5-10	190	4/3/95	26	5	San Diego	San Diego, Calif.	UFA (DET)-'21
41	Allen, Josh	DE/OLB	6-5	255	7/13/97	24	3	Kentucky	Montclair, N.J.	D1-'19
42	Wingard, Andrew	S	6-0	200	12/5/96	24	3	Wyoming	Arvada, Colo.	FA-'19
44	Jack, Myles	LB	6-1	255	9/3/95	26	6	UCLA	Scottsdale, Ariz.	D2-'16
45	Chaisson, K'Lavon	DE/OLB	6-3	245	7/25/99	22	2	LSU	Houston, Texas	D1-'20
46	Maticcik, Ross	LS	6-0	240	9/13/96	25	2	Baylor	McKinney, Texas	FA-'20
49	Russell, Chapelle	LB	6-2	236	1/20/97	24	2	Temple	Lakewood Township, N.J.	W (T.B.)-'20
50	Quarterman, Shaquille	LB	6-0	240	10/28/97	23	2	Miami (Fla.)	Orange Park, Fla.	D4b-'20
52	Hamilton, DaVon	DT	6-4	335	2/1/97	24	2	Ohio State	Pickerington, Ohio	D3-'20
53	Allen, Dakota	LB	6-1	220	11/2/95	25	3	Texas Tech	Humble, Texas	PS (LAR)-'19
54	Wilson, Damien	LB	6-0	260	5/28/93	28	7	Minnesota	Gloster, Miss.	UFA (K.C.)-'21
55	McCray, Lerentee	DE/OLB	6-3	250	8/26/90	31	7	Florida	Ocala, Fla.	UFA (BUF)-'17
60	Cann, A.J.	OL	6-3	320	3/10/91	30	7	South Carolina	Bamberg, S.C.	D3-'15
65	Linder, Brandon	OL	6-6	315	1/25/92	29	8	Miami (Fla.)	Southwest Ranches, Fla.	D3-'14
68	Norwell, Andrew	OL	6-6	340	10/25/91	29	8	Ohio State	Cincinnati, Ohio	UFA (CAR)-'18
69	Shatley, Tyler	OL	6-3	305	5/5/91	30	8	Clemson	Icard, N.C.	FA-'14
74	Robinson, Cam	OL	6-6	335	10/9/95	25	5	Alabama	West Monroe, La.	D2-'17
75	Taylor, Jawaan	OL	6-5	330	11/25/97	23	3	Florida	Cocoa, Fla.	D2-'19
76	Richardson Jr., Will	OL	6-6	320	1/4/96	25	4	North Carolina State	Burlington, N.C.	D4-'18
78	Bartch, Ben	OL	6-6	315	7/22/98	23	2	St. John's (Minn.)	Dayton, Ore.	D4-'20
84	Manhertz, Chris	TE	6-6	260	4/10/92	29	6	Canisius	Bronx, N.Y.	UFA (CAR)-'21
85	Arnold, Dan	TE	6-6	240	3/15/95	26	5	Wisconsin-Platteville	Janesville, Wisc.	T (CAR)-'21
86	Hollister, Jacob	TE	6-4	245	11/18/93	27	4	Wyoming	Beaverton, Ore.	FA-'21
89	Farrell, Luke	TE	6-5	250	10/14/97	23	R	Ohio State	Perry, Ohio	D5-'21
90	Brown, Malcom	DT	6-2	330	2/2/94	27	7	Texas	Brenham, Texas	T (N.O.)-'21
91	Smoot, Dawuane	DL	6-3	275	3/2/95	26	5	Illinois	Groveport, Ohio	D3-'17
92	Smith, Jordan	DE/OLB	6-7	250	4/10/98	23	R	Alabama-Birmingham	Lithonia, Ga.	D4-'21
93	Bryan, Taven	DL	6-5	295	3/11/96	25	4	Florida	Casper, Wyo.	D1-'18
95	Robertson-Harris, Roy	DL	6-5	290	7/23/93	28	6	Texas-El Paso	Oakland, Calif.	UFA (CHI)-'21
96	Gotsis, Adam	DL	6-4	290	9/23/92	29	6	Georgia Tech	Melbourne, Australia	FA-'21
97	Tufele, Jay	DT	6-3	310	7/25/99	22	R	Southern California	Salt Lake City, Utah	D4-'21

## Practice Squad (16)

14	Lauletta, Kyle	QB	6-3	222	3/17/95	26	2	Richmond	Exton, Pa.	FA-'21
15	Wright, Matthew	K	6-0	179	3/22/96	25	2	Central Florida	Lancaster, Pa.	FA-'21
18	Treadwell, Laquon	WR	6-2	215	6/14/95	26	5	Mississippi	Chicago, Illinois	FA-'21
19	Smith, Devin	WR	6-1	199	3/3/92	29	6	Ohio State	Akron, Ohio	FA-'21
22	Ozigo, Devine	RB	6-2	230	2/10/96	25	3	Nebraska	Sachse, Texas	W (N.O.)-'19
29	Rusnak, Brandon	DB	5-11	200	7/11/95	26	3	Michigan	Wilmington, Del.	FA-'19
31	Cottrell, Nathan	RB	5-11	195	8/2/96	25	2	Georgia Tech	Knoxville, Tenn.	FA-'20
35	Burns, Lorenzo	CB	5-10	183	10/10/97	23	R	Arizona	Murrieta, Calif.	W (ARI)-'21
58	Costin, Doug	DT	6-2	320	10/5/97	23	2	Miami (Ohio)	West Chester, Pa.	FA-'20
62	McDermott, KC	OL	6-5	330	4/18/96	25	3	Miami (Fla.)	Wellington, Fla.	FA-'18
73	Traore, Badara	OL	6-7	327	3/12/97	24	2	LSU	Boston, Mass.	W (CHI)-'21
77	Wallace-Simms, Tre'Vour	OL	6-5	360	9/25/97	24	2	Missouri	St. Louis, Ill.	FA-'20
81	Hammond, Josh	WR	6-0	195	7/24/98	23	1	Florida	Hallandale, Fla.	FA-'20
83	Jones, Tim	WR	6-1	200	5/15/98	23	R	Southern Mississippi	Biloxi, Miss.	FA-'21
87	Sokol, Matt	TE	6-5	249	11/9/95	25	1	Michigan State	Rochester, Mich.	FA-'21
88	Cotton Jr., Jeff	WR	6-2	204	4/17/97	24	1	Idaho	Tucson, Ariz.	FA-'21

## Injured Reserve - Designated For Return (1)

7	Austin, Taven	WR	5-8	180	3/15/90	31	8	West Virginia	Baltimore, Md.	FA-'21
---	---------------	----	-----	-----	---------	----	---	---------------	----------------	--------

## Injured Reserve (3)

1	Etienne Jr., Travis	RB	5-10	215	1/26/99	22	R	Clemson	Jennings, La.	D1-'21
14	Godwin, Terry	WR	5-11	180	10/23/96	24	2	Georgia	Hogansville, Ga.	FA-'19
80	O'Shaughnessy, James	TE	6-4	245	1/14/92	29	6	Illinois State	Naperville, Ill.	W (N.E.)-'17

## Reserve/COVID-19 (1)

72	Little, Walker	OL	6-7	325	4/1/99	22	R	Stanford	Houston, Texas	D2-'21
----	----------------	----	-----	-----	--------	----	---	----------	----------------	--------

## Non-Football Injury (NF) (1)

48	Moses, Dylan	LB	6-3	230	5/25/98	23	R	Alabama	Alexandria, La.	FA-'21
----	--------------	----	-----	-----	---------	----	---	---------	-----------------	--------





# DEPTH CHART

(As of September 27, 2021)

## OFFENSE

<b>WR</b>	17 DJ Chark Jr.		
<b>LT</b>	74 Cam Robinson		
<b>LG</b>	68 Andrew Norwell	78 Ben Bartch	
<b>C</b>	65 Brandon Linder	69 Tyler Shatley	
<b>RG</b>	60 A.J. Cann	78 Ben Bartch	
<b>RT</b>	75 Jawaan Taylor	76 Will Richardson Jr.	
<b>TE</b>	84 Chris Manhertz	86 Jacob Hollister	-or- 89 Luke Farrell 85 Dan Arnold
<b>QB</b>	16 Trevor Lawrence	3 C.J. Beathard	
<b>RB</b>	25 James Robinson	24 Carlos Hyde	33 Dare Ogunbowale
<b>WR</b>	10 Laviska Shenault Jr.	39 Jamal Agnew	
<b>WR</b>	11 Marvin Jones Jr.	12 Tyron Johnson	

## DEFENSE

<b>DT</b>	90 Malcom Brown	91 Dawuane Smoot	97 Jay Tufele
<b>NT</b>	52 DaVon Hamilton		
<b>DE</b>	95 Roy Robertson-Harris	96 Adam Gotsis	93 Taven Bryan
<b>OLB</b>	41 Josh Allen	6 Jihad Ward	
<b>MIKE</b>	54 Damien Wilson	50 Shaquille Quarterman	
<b>WILL</b>	44 Myles Jack	53 Dakota Allen	49 Chapelle Russell
<b>OLB</b>	45 K'Lavon Chaisson	55 Lerentee McCray	92 Jordan Smith
<b>CB</b>	26 Shaquill Griffin	37 Tre Herndon	27 Chris Claybrooks
<b>CB</b>	32 Tyson Campbell	21 Nevin Lawson	
<b>FS</b>	2 Rayshawn Jenkins	20 Daniel Thomas	
<b>SS</b>	42 Andrew Wingard	38 Andre Cisco	5 Rudy Ford

## SPECIALISTS

<b>K</b>	4 Josh Lambo	9 Logan Cooke
<b>H</b>	9 Logan Cooke	
<b>LS</b>	46 Ross Matiscik	
<b>P</b>	9 Logan Cooke	
<b>PR</b>	39 Jamal Agnew	
<b>KR</b>	39 Jamal Agnew	27 Chris Claybrooks

## PRONUNCIATION GUIDE

C.J. Beathard .....	BETH-urd	Ross Matiscik .....	MATTA-sick
A.J. Cann .....	Can	Lerentee McCray .....	luh-ren-TAY
K'Lavon Chaisson .....	KAY-luh-von CHASE-on	Dare Ogunbowale .....	DAR-ay OH-gun-buh-WALL-ay
DJ Chark Jr. ....	CH-ark	Laviska Shenault Jr. ....	luh-VISK-uh shuh-nault
Luke Farrell .....	FAIR-ull	Dawuane Smoot .....	duh-WAHN
Adam Gotsis .....	GOT-sis	Jay Tufele .....	too-FELL-lay
DaVon Hamilton .....	DUH-von	Jihad Ward .....	Juh-hodd
Tre Herndon .....	Tray	Andrew Wingard .....	WING-urd
Tyron Johnson .....	TY-rin		



# POSITIONAL ROSTER

NO.	NAME	POS.	HT.	WT.	AGE	EXP.	COLLEGE	HOMETOWN	HOW ACQ.
<b>QUARTERBACKS (2)</b>									
3	Beathard, C.J.	QB	6-2	215	27	5	Iowa	Franklin, Tenn.	UFA (S.F.)-21
16	Lawrence, Trevor	QB	6-6	220	21	R	Clemson	Cartersville, Ga.	D1-21
<b>RUNNING BACKS (3)</b>									
24	Hyde, Carlos	RB	6-0	230	31	8	Ohio State	Cincinnati, Ohio	UFA (SEA)-21
25	Robinson, James	RB	5-9	220	23	2	Illinois State	Rockford, Ill.	FA-20
33	Ogunbowale, Dare	RB	5-10	215	27	4	Wisconsin	Milwaukee, Wisc.	FA-20
<b>WIDE RECEIVERS (5)</b>									
10	Shenault Jr., Laviska	WR	6-1	220	22	2	Colorado	DeSoto, Texas	D2-20
11	Jones Jr., Marvin	WR	6-2	199	31	10	California	Long Beach, Calif.	UFA (DET)-21
12	Johnson, Tyron	WR	6-1	193	25	2	Oklahoma State	New Orleans, La.	W (LAC)-21
17	Chark Jr., DJ	WR	6-4	210	25	4	LSU	Alexandria, La.	D2-18
39	Agnew, Jamal	WR	5-10	190	26	5	San Diego	San Diego, Calif.	UFA (DET)-21
<b>TIGHT ENDS (4)</b>									
84	Manhertz, Chris	TE	6-6	260	29	6	Canisius	Bronx, N.Y.	UFA (CAR)-21
85	Arnold, Dan	TE	6-6	240	26	5	Wisconsin-Platteville	Janesville, Wisc.	T (CAR)-21
86	Hollister, Jacob	TE	6-4	245	27	4	Wyoming	Beaverton, Ore.	FA-21
89	Farrell, Luke	TE	6-5	250	23	R	Ohio State	Perry, Ohio	D5-21
<b>OFFENSIVE LINE (8)</b>									
60	Cann, A.J.	OL	6-3	320	30	7	South Carolina	Bamberg, S.C.	D3-15
65	Linder, Brandon	OL	6-6	315	29	8	Miami (Fla.)	Southwest Ranches, Fla.	D3-14
68	Norwell, Andrew	OL	6-6	340	29	8	Ohio State	Cincinnati, Ohio	UFA (CAR)-18
69	Shatley, Tyler	OL	6-3	305	30	8	Clemson	Icard, N.C.	FA-14
74	Robinson, Cam	OL	6-6	335	25	5	Alabama	West Monroe, La.	D2-17
75	Taylor, Jawaan	OL	6-5	330	23	3	Florida	Cocoa, Fla.	D2-19
76	Richardson Jr., Will	OL	6-6	320	25	4	North Carolina State	Burlington, N.C.	D4-18
78	Bartch, Ben	OL	6-6	315	23	2	St. John's (Minn.)	Dayton, Ore.	D4-20
<b>LINEBACKERS (5)</b>									
44	Jack, Myles	LB	6-1	255	26	6	UCLA	Scottsdale, Ariz.	D2-16
49	Russell, Chapelle	LB	6-2	236	24	2	Temple	Lakewood Township, N.J.	W (T.B.)-20
50	Quarterman, Shaquille	LB	6-0	240	23	2	Miami (Fla.)	Orange Park, Fla.	D4b-20
53	Allen, Dakota	LB	6-1	220	25	3	Texas Tech	Humble, Texas	PS (LAR)-19
54	Wilson, Damien	LB	6-0	260	28	7	Minnesota	Gloster, Miss.	UFA (K.C.)-21
<b>DEFENSIVE BACKS (10)</b>									
2	Jenkins, Rayshawnn	S	6-1	200	27	5	Miami	St. Petersburg, Fla.	UFA (LAC)-21
5	Ford, Rudy	S	6-0	210	26	5	Auburn	New Hope, Ala.	UFA (PHI)-21
20	Thomas, Daniel	S	5-10	215	23	2	Auburn	Montgomery, Ala.	D5a-20
21	Lawson, Nevin	CB	5-10	190	30	8	Utah State	Lauderhill, Fla.	FA-21
26	Griffin, Shaquill	CB	6-0	200	26	5	Central Florida	St. Petersburg, Fla.	UFA (SEA)-21
27	Claybrooks, Chris	CB	5-9	180	24	2	Memphis	Nashville, Tenn.	D7-20
32	Campbell, Tyson	CB	6-1	195	21	R	Georgia	Miramar, Fla.	D2-21
37	Herrndon, Tre	CB	5-11	190	25	4	Vanderbilt	Chattanooga, Tenn.	FA-18
38	Cisco, Andre	S	6-0	210	21	R	Syracuse	Queens, N.Y.	D3-21
42	Wingard, Andrew	S	6-0	200	24	3	Wyoming	Arvada, Colo.	FA-19
<b>DEFENSIVE LINE (12)</b>									
6	Ward, Jihad	DL	6-5	290	27	6	Illinois	Philadelphia, Pa.	UFA (BAL)-21
41	Allen, Josh	DE/OLB	6-5	255	24	3	Kentucky	Montclair, N.J.	D1-19
45	Chaisson, K'Lavon	DE/OLB	6-3	245	22	2	LSU	Houston, Texas	D1-20
52	Hamilton, DaVon	DT	6-4	335	24	2	Ohio State	Pickerington, Ohio	D3-20
55	McCray, Lerentee	DE/OLB	6-3	250	31	7	Florida	Ocala, Fla.	UFA (BUF)-17
90	Brown, Malcom	DT	6-2	330	27	7	Texas	Brenham, Texas	T (N.O.)-21
91	Smoot, Dawuane	DL	6-3	275	26	5	Illinois	Groveport, Ohio	D3-17
92	Smith, Jordan	DE/OLB	6-7	250	23	R	Alabama-Birmingham	Lithonia, Ga.	D4-21
93	Bryan, Taven	DL	6-5	295	25	4	Florida	Casper, Wyo.	D1-18
95	Robertson-Harris, Roy	DL	6-5	290	28	6	Texas-El Paso	Oakland, Calif.	UFA (CHI)-21
96	Gotsis, Adam	DL	6-4	290	29	6	Georgia Tech	Melbourne, Australia	FA-21
97	Tufele, Jay	DT	6-3	310	22	R	Southern California	Salt Lake City, Utah	D4-21
<b>SPECIALISTS (3)</b>									
4	Lambo, Josh	K	6-0	210	30	7	Texas A&M	Lansing, Mich.	FA-17
9	Cooke, Logan	P	6-5	230	26	4	Mississippi State	Darbin, Miss.	D7b-18
46	Maticcik, Ross	LS	6-0	240	25	2	Baylor	McKinney, Texas	FA-20



# HOW BUILT

YEAR	DRAFTEES (24)	FREE AGENTS (19)	COLLEGE FREE AGENTS (4)	TRADES/WAIVERS (4)	PRACTICE SQUAD (1)
2014	OL Brandon Linder (3)	OL Tyler Shatley (FA-'14)			
2015	OL A.J. Cann (3)				
2016	LB Myles Jack (2)				
2017	OL Cam Robinson (2) DL Dawuane Smoot (3)	K Josh Lambo (FA-'17) DE/OLB Lerentee McCray (UFA BUF -'17)			
2018	DL Taven Bryan (1) WR DJ Chark Jr. (2) OL Will Richardson Jr. (4) P Logan Cooke (7)	OL Andrew Norwell (UFA CAR -'18)	CB Tre Herndon (FA-'18)		
2019	DE/OLB Josh Allen (1) OL Jawaan Taylor (2)		S Andrew Wingard (FA-'19)		LB Dakota Allen (PS LAR -'19)
2020	DE/OLB K'Lavon Chaisson (1) WR Laviska Shenault Jr. (2) DT DaVon Hamilton (3) OL Ben Bartch (4) LB Shaquille Quarterman (4) S Daniel Thomas (5) CB Chris Claybrooks (7)	RB Dare Ogunbowale (FA-'20)	LS Ross Matiscik (FA-'20) RB James Robinson (FA-'20)	LB Chapelle Russell (W T.B. -'20)	
2021	QB Trevor Lawrence (1) CB Tyson Campbell (2) S Andre Cisco (3) DE/OLB Jordan Smith (4) DT Jay Tufele (4) TE Luke Farrell (5)	WR Jamal Agnew (UFA DET -'21) QB C.J. Beathard (UFA S.F. -'21) S Rudy Ford (UFA PHI -'21) DL Adam Gotsis (FA-'21) CB Shaquill Griffin (UFA SEA -'21) TE Jacob Hollister (FA-'21) RB Carlos Hyde (UFA SEA -'21) S Rayshawn Jenkins (UFA LAC -'21) WR Marvin Jones Jr. (UFA DET -'21) CB Nevin Lawson (FA-'21) TE Chris Manhertz (UFA CAR -'21) DL Roy Robertson-Harris (UFA CHI -'21) DL Jihad Ward (UFA BAL -'21) LB Damien Wilson (UFA K.C. -'21)		TE Dan Arnold (T CAR -'21) DT Malcom Brown (T N.O. -'21) WR Tyron Johnson (W LAC -'21)	





# PLAYER PARTICIPATION

2021 REGULAR SEASON JACKSONVILLE JAGUARS PLAYER PARTICIPATION																					
PLAYERS	@ HOU	DEN	ARI	@ CIN	TEN	MIA	@ SEA	BUF	@ IND	SF	ATL	@ LAR	@ TEN	HOU	@ NYJ	@ NE	IND	GP	GS	DNP	IN
	9/12	9/19	9/26	9/30	10/10	10/17	10/31	11/7	11/14	11/21	11/28	12/5	12/12	12/19	12/26	1/2	1/9				
Jamal Agnew	P	P	P	-	-	-	-	-	-	-	-	-	-	-	-	-	-	3	0	0	0
Dakota Allen	P	P	P	-	-	-	-	-	-	-	-	-	-	-	-	-	-	3	0	0	0
Josh Allen	OLB	OLB	OLB	-	-	-	-	-	-	-	-	-	-	-	-	-	-	3	3	0	0
Tavon Austin	IR	IR	IR	-	-	-	-	-	-	-	-	-	-	-	-	-	-	0	0	0	0
Ben Bartch	P	P	P	-	-	-	-	-	-	-	-	-	-	-	-	-	-	3	0	0	0
C.J. Beathard	X	X	X	-	-	-	-	-	-	-	-	-	-	-	-	-	-	0	0	3	0
Malcom Brown	DT	DT	DT	-	-	-	-	-	-	-	-	-	-	-	-	-	-	3	3	0	0
Taven Bryan	P	P	P	-	-	-	-	-	-	-	-	-	-	-	-	-	-	3	0	0	0
Lorenzo Burns	PS	PS	PS	-	-	-	-	-	-	-	-	-	-	-	-	-	-	0	0	0	0
Tyson Campbell	P	CB	CB	-	-	-	-	-	-	-	-	-	-	-	-	-	-	3	2	0	0
A.J. Cann	RG	RG	RG	-	-	-	-	-	-	-	-	-	-	-	-	-	-	3	3	0	0
K'Lavon Chaisson	OLB	P	OLB	-	-	-	-	-	-	-	-	-	-	-	-	-	-	3	2	0	0
DJ Chark Jr.	WR	WR	WR	-	-	-	-	-	-	-	-	-	-	-	-	-	-	3	3	0	0
Andre Cisco	P	P	P	-	-	-	-	-	-	-	-	-	-	-	-	-	-	3	0	0	0
Chris Claybrooks	P	P	P	-	-	-	-	-	-	-	-	-	-	-	-	-	-	3	0	0	0
Logan Cooke	P	P	P	-	-	-	-	-	-	-	-	-	-	-	-	-	-	3	0	0	0
Doug Costin	PS	PS	PS	-	-	-	-	-	-	-	-	-	-	-	-	-	-	0	0	0	0
Jeff Cotton Jr.	PS	PS	PS	-	-	-	-	-	-	-	-	-	-	-	-	-	-	0	0	0	0
Nathan Cottrell	NOT	NOT	PS	-	-	-	-	-	-	-	-	-	-	-	-	-	-	0	0	0	0
Phillip Dorsett II	PS	PS	P	-	-	-	-	-	-	-	-	-	-	-	-	-	-	1	0	0	0
Travis Etienne Jr.	IR	IR	IR	-	-	-	-	-	-	-	-	-	-	-	-	-	-	0	0	0	0
Luke Farrell	P	P	P	-	-	-	-	-	-	-	-	-	-	-	-	-	-	3	0	0	0
Rudy Ford	P	P	P	-	-	-	-	-	-	-	-	-	-	-	-	-	-	3	0	0	0
Terry Godwin	IR	IR	IR	-	-	-	-	-	-	-	-	-	-	-	-	-	-	0	0	0	0
Adam Gotsis	I	P	DE	-	-	-	-	-	-	-	-	-	-	-	-	-	-	2	1	0	0
Shaquill Griffin	CB	CB	CB	-	-	-	-	-	-	-	-	-	-	-	-	-	-	3	3	0	0
DaVon Hamilton	NT	P	NT	-	-	-	-	-	-	-	-	-	-	-	-	-	-	3	2	0	0
Josh Hammond	PS	PS	PS	-	-	-	-	-	-	-	-	-	-	-	-	-	-	0	0	0	0
CJ Henderson	CB	CB	N	-	-	-	-	-	-	-	-	-	-	-	-	-	-	2	2	0	1
Tre Herndon	I	I	N	-	-	-	-	-	-	-	-	-	-	-	-	-	-	0	0	0	1
Jacob Hollister	I	I	TE	-	-	-	-	-	-	-	-	-	-	-	-	-	-	1	1	0	0
Carlos Hyde	P	P	P	-	-	-	-	-	-	-	-	-	-	-	-	-	-	3	0	0	0
Myles Jack	WILL	WILL	WILL	-	-	-	-	-	-	-	-	-	-	-	-	-	-	3	3	0	0
Rayshawn Jenkins	FS	FS	FS	-	-	-	-	-	-	-	-	-	-	-	-	-	-	3	3	0	0
Tyron Johnson	P	P	P	-	-	-	-	-	-	-	-	-	-	-	-	-	-	3	0	0	0
Marvin Jones Jr.	WR	WR	WR	-	-	-	-	-	-	-	-	-	-	-	-	-	-	3	3	0	0
Josh Lambo	P	P	P	-	-	-	-	-	-	-	-	-	-	-	-	-	-	3	0	0	0
Kyle Lauletta	PS	PS	PS	-	-	-	-	-	-	-	-	-	-	-	-	-	-	0	0	0	0
Trevor Lawrence	QB	QB	QB	-	-	-	-	-	-	-	-	-	-	-	-	-	-	3	3	0	0
Nevin Lawson	^	^	P	-	-	-	-	-	-	-	-	-	-	-	-	-	-	1	0	0	0
Brandon Linder	C	C	C	-	-	-	-	-	-	-	-	-	-	-	-	-	-	3	3	0	0
Walker Little	I	I	R/C19	-	-	-	-	-	-	-	-	-	-	-	-	-	-	0	0	0	0
Chris Manhertz	TE	TE	TE	-	-	-	-	-	-	-	-	-	-	-	-	-	-	3	3	0	0
Ross Matiscik	P	P	P	-	-	-	-	-	-	-	-	-	-	-	-	-	-	3	0	0	0
Lerentee McCray	P	I	P	-	-	-	-	-	-	-	-	-	-	-	-	-	-	2	0	0	0
KC McDermott	PS	PS	PS	-	-	-	-	-	-	-	-	-	-	-	-	-	-	0	0	0	0
Dylan Moses	NF	NF	NF	-	-	-	-	-	-	-	-	-	-	-	-	-	-	0	0	0	0
Andrew Norwell	LG	LG	LG	-	-	-	-	-	-	-	-	-	-	-	-	-	-	3	3	0	0
James O'Shaughnessy	TE	TE	IR	-	-	-	-	-	-	-	-	-	-	-	-	-	-	2	2	0	0
Dare Ogunbowale	P	P	P	-	-	-	-	-	-	-	-	-	-	-	-	-	-	3	0	0	0
Devine Ozigbo	PS	PS	PS	-	-	-	-	-	-	-	-	-	-	-	-	-	-	0	0	0	0
Aaron Patrick	PS	PS	NOT	-	-	-	-	-	-	-	-	-	-	-	-	-	-	0	0	0	0
Shaquille Quarterman	P	P	P	-	-	-	-	-	-	-	-	-	-	-	-	-	-	3	0	0	0
Will Richardson Jr.	P	P	P	-	-	-	-	-	-	-	-	-	-	-	-	-	-	3	0	0	0
Roy Robertson-Harris	DE	DE	N	-	-	-	-	-	-	-	-	-	-	-	-	-	-	2	2	0	1
Cam Robinson	LT	LT	LT	-	-	-	-	-	-	-	-	-	-	-	-	-	-	3	3	0	0
James Robinson	RB	RB	RB	-	-	-	-	-	-	-	-	-	-	-	-	-	-	3	3	0	0
Brandon Rusnak	P	PS	PS	-	-	-	-	-	-	-	-	-	-	-	-	-	-	1	0	0	0
Chapelle Russell	P	P	P	-	-	-	-	-	-	-	-	-	-	-	-	-	-	3	0	0	0
Tyler Shatley	P	P	P	-	-	-	-	-	-	-	-	-	-	-	-	-	-	3	0	0	0
Laviska Shenault Jr.	P	P	P	-	-	-	-	-	-	-	-	-	-	-	-	-	-	3	0	0	0
Devin Smith	P	PS	PS	-	-	-	-	-	-	-	-	-	-	-	-	-	-	1	0	0	0
Jordan Smith	I	I	N	-	-	-	-	-	-	-	-	-	-	-	-	-	-	0	0	0	1
Dawuane Smoot	P	DT	P	-	-	-	-	-	-	-	-	-	-	-	-	-	-	3	1	0	0
Matt Sokol	PS	PS	PS	-	-	-	-	-	-	-	-	-	-	-	-	-	-	0	0	0	0
Jawaan Taylor	RT	RT	RT	-	-	-	-	-	-	-	-	-	-	-	-	-	-	3	3	0	0
Daniel Thomas	I	P	P	-	-	-	-	-	-	-	-	-	-	-	-	-	-	2	0	0	0
Badara Traore	PS	PS	PS	-	-	-	-	-	-	-	-	-	-	-	-	-	-	0	0	0	0
Laquon Treadwell	PS	P	PS	-	-	-	-	-	-	-	-	-	-	-	-	-	-	1	0	0	0
Jay Tufele	I	I	N	-	-	-	-	-	-	-	-	-	-	-	-	-	-	0	0	0	1
Tre'Vour Wallace-Simms	PS	PS	PS	-	-	-	-	-	-	-	-	-	-	-	-	-	-	0	0	0	0
Jihad Ward	P	P	P	-	-	-	-	-	-	-	-	-	-	-	-	-	-	3	0	0	0
Damien Wilson	MIKE	MIKE	MIKE	-	-	-	-	-	-	-	-	-	-	-	-	-	-	3	3	0	0
Andrew Wingard	SS	SS	SS	-	-	-	-	-	-	-	-	-	-	-	-	-	-	3	3	0	0

## LEGEND:

CAPS=Starter, P=Player was a substitution, X=Did Not Play (Non-injury), N=On Inactive List, NOT=Not on Roster, PS=Practice Squad, IR=Injured Reserve, I=Inactive, R/C19=Reserve/COVID-19, NF=Non-Football Injury (NF), ^=With Other Team



# GAME-BY-GAME STARTERS / WEEK-BY-WEEK LEADERS

2021 REGULAR SEASON												
OFFENSE												
DATE	OPPONENT	WR	WR	LT	LG	C	RG	RT	TE	QB	RB	WR
9/12	at Houston	DJ Chark Jr.	--	Cam Robinson	Andrew Norwell	Brandon Linder	A.J. Cann	Jawaan Taylor	Chris Manhertz/ James O'Shaughnessy	Trevor Lawrence	James Robinson	Marvin Jones Jr.
9/19	Denver	DJ Chark Jr.	--	Cam Robinson	Andrew Norwell	Brandon Linder	A.J. Cann	Jawaan Taylor	Chris Manhertz/ James O'Shaughnessy	Trevor Lawrence	James Robinson	Marvin Jones Jr.
9/26	Arizona	DJ Chark Jr.	--	Cam Robinson	Andrew Norwell	Brandon Linder	A.J. Cann	Jawaan Taylor	Chris Manhertz/ Jacob Hollister	Trevor Lawrence	James Robinson	Marvin Jones Jr.
9/30	at Cincinnati	--	--	--	--	--	--	--	--	--	--	--
10/10	Tennessee	--	--	--	--	--	--	--	--	--	--	--
10/17	Miami	--	--	--	--	--	--	--	--	--	--	--
10/31	at Seattle	--	--	--	--	--	--	--	--	--	--	--
11/7	Buffalo	--	--	--	--	--	--	--	--	--	--	--
11/14	at Indianapolis	--	--	--	--	--	--	--	--	--	--	--
11/21	San Francisco	--	--	--	--	--	--	--	--	--	--	--
11/28	Atlanta	--	--	--	--	--	--	--	--	--	--	--
12/5	at L.A. Rams	--	--	--	--	--	--	--	--	--	--	--
12/12	at Tennessee	--	--	--	--	--	--	--	--	--	--	--
12/19	Houston	--	--	--	--	--	--	--	--	--	--	--
12/26	at N.Y. Jets	--	--	--	--	--	--	--	--	--	--	--
1/2	at New England	--	--	--	--	--	--	--	--	--	--	--
1/9	Indianapolis	--	--	--	--	--	--	--	--	--	--	--

2021 REGULAR SEASON												
DEFENSE												
DATE	OPPONENT	DT	NT	DE	OLB	MIKE	WILL	OLB	CB	CB	FS	NICKEL
9/12	at Houston	Malcom Brown	DaVon Hamilton	Roy Robertson-Harris	Josh Allen	Damien Wilson	Myles Jack	K'Lavon Chaisson	Shaquill Griffin	CJ Henderson	Andrew Wingard	Rayshawn Jenkins
9/19	Denver	Malcom Brown	--	Roy Robertson-Harris	Josh Allen	Damien Wilson	Myles Jack	Dawuane Smoot	Shaquill Griffin	CJ Henderson	Andrew Wingard	Tyson Campbell
9/26	Arizona	Malcom Brown	DaVon Hamilton	Adam Gotsis	Josh Allen	Damien Wilson	Myles Jack	K'Lavon Chaisson	Shaquill Griffin	Tyson Campbell	Andrew Wingard	Rayshawn Jenkins
9/30	at Cincinnati	--	--	--	--	--	--	--	--	--	--	--
10/10	Tennessee	--	--	--	--	--	--	--	--	--	--	--
10/17	Miami	--	--	--	--	--	--	--	--	--	--	--
10/31	at Seattle	--	--	--	--	--	--	--	--	--	--	--
11/7	Buffalo	--	--	--	--	--	--	--	--	--	--	--
11/14	at Indianapolis	--	--	--	--	--	--	--	--	--	--	--
11/21	San Francisco	--	--	--	--	--	--	--	--	--	--	--
11/28	Atlanta	--	--	--	--	--	--	--	--	--	--	--
12/5	at L.A. Rams	--	--	--	--	--	--	--	--	--	--	--
12/12	at Tennessee	--	--	--	--	--	--	--	--	--	--	--
12/19	Houston	--	--	--	--	--	--	--	--	--	--	--
12/26	at N.Y. Jets	--	--	--	--	--	--	--	--	--	--	--
1/2	at New England	--	--	--	--	--	--	--	--	--	--	--
1/9	Indianapolis	--	--	--	--	--	--	--	--	--	--	--

Rookies underlined.

		SCORING		RUSHING YARDS		RECEPTIONS		RECEIVING YARDS		TACKLES		SOLO TACKLES		SACKS		INTERCEPTIONS		FORCED FUMBLES		RECOVERED FUMBLES		PASSING YARDS		CARRIES	
DATE	OPPONENT	PLAYER	NO.	PLAYER	NO.	PLAYER	NO.	PLAYER	NO.	PLAYER	NO.	PLAYER	NO.	PLAYER	NO.	PLAYER	NO.	PLAYER	NO.	PLAYER	NO.	PLAYER	NO.	PLAYER	NO.
09/12	at Texans	D. Chark Jr. M. Jones Jr. C. Manhertz	6	C. Hyde	44	L. Shenault Jr.	7	D. Chark Jr.	86	M. Jack	9	M. Jack R. Jenkins	6	J. Allen	1.0	--	--	--	--	--	--	T. Lawrence	332	C. Hyde	9
09/19	Broncos	M. Jones Jr. J. Agnew	6	J. Robinson	47	M. Jones Jr.	6	M. Jones Jr.	55	A. Wingard	8	R. Jenkins	6	A. Wingard J. Allen A. Gotsis	1.0	--	--	--	--	--	--	T. Lawrence	118	J. Robinson	11
09/26	Cardinals	J. Robinson D. Chark Jr. J. Agnew	6	J. Robinson	88	M. Jones Jr. J. Robinson	6	M. Jones Jr.	62	M. Jack	10	M. Jack D. Wilson T. Campbell	6	--	--	A. Wingard	1	--	--	--	--	T. Lawrence	219	J. Robinson	15
09/30	at Bengals	--	--	--	--	--	--	--	--	--	--	--	--	--	--	--	--	--	--	--	--	--	--	--	
10/10	Titans	--	--	--	--	--	--	--	--	--	--	--	--	--	--	--	--	--	--	--	--	--	--	--	
10/17	Dolphins	--	--	--	--	--	--	--	--	--	--	--	--	--	--	--	--	--	--	--	--	--	--	--	
10/31	at Seahawks	--	--	--	--	--	--	--	--	--	--	--	--	--	--	--	--	--	--	--	--	--	--	--	
11/07	Bills	--	--	--	--	--	--	--	--	--	--	--	--	--	--	--	--	--	--	--	--	--	--	--	
11/14	at Colts	--	--	--	--	--	--	--	--	--	--	--	--	--	--	--	--	--	--	--	--	--	--	--	
11/21	49ers	--	--	--	--	--	--	--	--	--	--	--	--	--	--	--	--	--	--	--	--	--	--	--	
11/28	Falcons	--	--	--	--	--	--	--	--	--	--	--	--	--	--	--	--	--	--	--	--	--	--	--	
12/05	at Rams	--	--	--	--	--	--	--	--	--	--	--	--	--	--	--	--	--	--	--	--	--	--	--	
12/12	at Titans	--	--	--	--	--	--	--	--	--	--	--	--	--	--	--	--	--	--	--	--	--	--	--	
12/19	Texans	--	--	--	--	--	--	--	--	--	--	--	--	--	--	--	--	--	--	--	--	--	--	--	
12/26	at Jets	--	--	--	--	--	--	--	--	--	--	--	--	--	--	--	--	--	--	--	--	--	--	--	
01/02	at Patriots	--	--	--	--	--	--	--	--	--	--	--	--	--	--	--	--	--	--	--	--	--	--	--	
01/09	Colts	--	--	--	--	--	--	--	--	--	--	--	--	--	--	--	--	--	--	--	--	--	--	--	
MOST TIMES LED (INCLUDING TIES)		D. CHARK JR. M. JONES JR. J. AGNEW	2	J. ROBINSON	2	M. JONES JR.	2	M. JONES JR.	2	M. JACK	2	M. JACK R. JENKINS	2	J. ALLEN	2	A. WINGARD	1	--	--	--	--	T. LAWRENCE	3	J. ROBINSON	2



# DEFENSIVE STATS

POS.	PLAYER	TKL.	AST.	TOTAL	TFL	SACKS/YDS.	PR	FR	FF	INT./YDS.	PD
LB	M. Jack	15	10	25	1	0.0/0.0	0	0	0	0/0	0
LB	D. Wilson	9	12	21	0	0.0/0.0	0	0	0	0/0	0
S	A. Wingard	13	7	20	1	1.0/1.0	1	0	0	1/23	1
CB	S. Griffin	11	4	15	0	0.0/0.0	0	0	0	0/0	2
S	R. Jenkins	14	0	14	1	0.0/0.0	1	0	0	0/0	2
CB	T. Campbell	10	3	13	0	0.0/0.0	0	0	0	0/0	2
DT	M. Brown	5	5	10	0	0.0/0.0	1	0	0	0/0	0
DT	D. Hamilton	3	7	10	0	0.0/0.0	0	0	0	0/0	0
S	R. Ford	8	1	9	0	0.0/0.0	0	0	0	0/0	0
DE/OLB	J. Allen	4	5	9	2	2.0/18.0	3	0	0	0/0	0
CB	C. Claybrooks	3	6	9	0	0.0/0.0	0	0	0	0/0	0
CB	C. Henderson	6	2	8	1	0.0/0.0	0	0	0	0/0	0
DE/OLB	K. Chaisson	4	4	8	0	0.0/0.0	0	0	0	0/0	0
DL	J. Ward	3	5	8	1	0.0/0.0	3	0	0	0/0	0
DL	R. Robertson-Harris	4	3	7	0	0.0/0.0	1	0	0	0/0	0
DL	T. Bryan	4	2	6	1	0.0/0.0	1	0	0	0/0	0
DL	A. Gotsis	4	2	6	2	1.0/9.0	2	0	0	0/0	0
LB	S. Quarterman	2	4	6	1	0.0/0.0	0	0	0	0/0	0
DL	D. Smoot	2	1	3	0	0.0/0.0	2	0	0	0/0	1
S	A. Cisco	2	0	2	0	0.0/0.0	0	0	0	0/0	0
LB	D. Allen	0	1	1	0	0.0/0.0	0	0	0	0/0	0
DE/OLB	L. McCray	0	1	1	0	0.0/0.0	0	0	0	0/0	0
<b>JAGUARS TOTALS</b>		<b>126</b>	<b>85</b>	<b>211</b>	<b>11</b>	<b>4.0/28.0</b>	<b>15</b>	<b>0</b>	<b>0</b>	<b>1/23</b>	<b>8</b>
<b>OPP. TOTALS</b>		<b>93</b>	<b>68</b>	<b>161</b>	<b>12</b>	<b>4.0/80.0</b>	<b>13</b>	<b>2</b>	<b>4</b>	<b>7/83</b>	<b>16</b>

Assist, TFL=Tackle for a Loss, PR=Pressures, Int.=Interception, FR=Fumble Recovery, FF=Forced Fumble, PD=Pass Defense

2021 JAGUARS SPECIAL TEAMS				
POS.	PLAYER	TKL.	AST.	COMB.
RB	Ogunbowale, Dare	2	0	2
LB	Allen, Dakota	1	0	1
P	Cooke, Logan	1	0	1
LS	Maticcik, Ross	1	0	1
LB	Wilson, Damien	1	0	1
CB	Claybrooks, Chris	0	1	1
LB	Quarterman, Shaquille	0	1	1
LB	Russell, Chapelle	0	1	1
S	Wingard, Andrew	0	1	1
<b>TOTALS</b>		<b>6</b>	<b>4</b>	<b>10</b>

DEFENSIVE STATS BY RANK									
SACKS		INTERCEPTIONS		TACKLES FOR LOSS		PASSES DEFENSED		PRESSURES	
PLAYER	NO.	PLAYER	NO.	PLAYER	NO.	PLAYER	NO.	PLAYER	NO.
J. Allen	2.0	A. Wingard	1	J. Allen	2	T. Campbell	2	J. Allen	3
A. Gotsis	1.0			A. Gotsis	2	S. Griffin	2	J. Ward	3
A. Wingard	1.0			T. Bryan	1	R. Jenkins	2	A. Gotsis	2
				C. Henderson	1	D. Smoot	1	D. Smoot	2
				M. Jack	1	A. Wingard	1	M. Brown	1
				R. Jenkins	1			T. Bryan	1
				S. Quarterman	1			R. Jenkins	1
				J. Ward	1			R. Robertson-Harris	1
				A. Wingard	1			A. Wingard	1





# BIG PLAYS / BIG YARDAGE

DATE	OPPONENT	RUSHES				RECEPTIONS				RETURNS			
		GAIN	PLAYER	QTR	DR RESULT	GAIN	PLAYER	QTR	DR RESULT	GAIN	PLAYER	QTR	DR RESULT
09/12	at Houston	13	Carlos Hyde	2	TD	33	Marvin Jones Jr.	1	Miss FG				
						27	DJ Chark Jr.	2'	TD				
						22t	Chris Manhertz	2'	TD				
						41t	DJ Chark Jr.	3	TD				
						22	James O'Shaughnessy	4	TD				
09/19	Denver	10	Trevor Lawrence	2	Miss FG	24	James O'Shaughnessy	1'	TD	102t	Jamal Agnew (KR)	4	TD
		12	James Robinson	3	INT	25t	Marvin Jones Jr.	1	TD				
		11	Trevor Lawrence	4	INT								
09/26	Arizona	18	Carlos Hyde	2	TD	20	Laviska Shenault Jr.	2	INT				
		17	James Robinson	3'	TD	25	DJ Chark Jr.	4	Fumble				
		10	James Robinson	3'	TD								
		21	James Robinson	3'	TD								
		10	Trevor Lawrence	4	Punt								
09/30	at Cincinnati	--	--	--	--	--	--	--	--	--	--	--	--
10/10	Tennessee	--	--	--	--	--	--	--	--	--	--	--	--
10/17	Miami	--	--	--	--	--	--	--	--	--	--	--	--
10/31	at Seattle	--	--	--	--	--	--	--	--	--	--	--	--
11/07	Buffalo	--	--	--	--	--	--	--	--	--	--	--	--
11/14	at Indianapolis	--	--	--	--	--	--	--	--	--	--	--	--
11/21	San Francisco	--	--	--	--	--	--	--	--	--	--	--	--
11/28	Atlanta	--	--	--	--	--	--	--	--	--	--	--	--
12/05	at L.A. Rams	--	--	--	--	--	--	--	--	--	--	--	--
12/12	at Tennessee	--	--	--	--	--	--	--	--	--	--	--	--
12/19	Houston	--	--	--	--	--	--	--	--	--	--	--	--
12/26	at N.Y. Jets	--	--	--	--	--	--	--	--	--	--	--	--
01/02	at New England	--	--	--	--	--	--	--	--	--	--	--	--
01/09	Indianapolis	--	--	--	--	--	--	--	--	--	--	--	--

-- result within the same drive

## 2021 REGULAR SEASON BIG YARDAGE GAMES

### 300-YARD PASSERS

DATE	OPPONENT	PLAYER	ATT.	YDS.	COMP.	LG	TD
9/12	at Texans	Trevor Lawrence	51	332	28	41T	3

## 2021 OPPONENTS BIG YARDAGE GAMES

### 100-YARD PASS RECEIVERS

DATE	OPPONENT	PLAYER	REC.	YDS.	AVG.	LG	TD
9/12	at Texans	Brandin Cooks	5	132	26.4	52	0
9/19	vs. Broncos	Courtland Sutton	9	159	17.7	55	0
9/26	vs. Cardinals	A.J. Green	5	112	22.4	36	0
9/26	vs. Cardinals	Christian Kirk	7	104	14.9	33	0

### 300-YARD PASSERS

DATE	OPPONENT	PLAYER	ATT.	YDS.	COMP.	LG	TD
9/19	vs. Broncos	Teddy Bridgewater	34	328	26	55	2
9/26	vs. Cardinals	Kyler Murray	34	316	28	36	0



# TAKEAWAY/GIVEAWAY CHART

DATE	OPPONENT	FORCED TURNOVERS			TURNOVERS CONVERTED					OUTCOME
		FUM	INTS	TOTAL	TD	FG	PTS.	PTS. PCT.	TD PCT.	NET DIFF.
09/12	Jacksonville	0	0	0	0	0	0	0.0	0.0	-3
	at Houston	0	3	3	0	1	3	33.3	0.0	+3
09/19	Jacksonville	0	0	0	0	0	0	0.0	0.0	-2
	Denver	0	2	2	0	2	6	100.0	0.0	+2
09/26	Jacksonville	0	1	1	0	0	0	0.0	0.0	-3
	Arizona	2	2	4	1	0	7	25.0	100.0	+3
09/30	at Cincinnati	--	--	--	--	--	--	--	--	--
10/10	Tennessee	--	--	--	--	--	--	--	--	--
10/17	Miami	--	--	--	--	--	--	--	--	--
10/31	at Seattle	--	--	--	--	--	--	--	--	--
11/07	Buffalo	--	--	--	--	--	--	--	--	--
11/14	at Indianapolis	--	--	--	--	--	--	--	--	--
11/21	San Francisco	--	--	--	--	--	--	--	--	--
11/28	Atlanta	--	--	--	--	--	--	--	--	--
12/05	at L.A. Rams	--	--	--	--	--	--	--	--	--
12/12	at Tennessee	--	--	--	--	--	--	--	--	--
12/19	Houston	--	--	--	--	--	--	--	--	--
12/26	at N.Y. Jets	--	--	--	--	--	--	--	--	--
01/02	at New England	--	--	--	--	--	--	--	--	--
01/09	Indianapolis	--	--	--	--	--	--	--	--	--
	JAGUARS	0	1	1	0	0	0	0.0	0.0	-8
	OPPONENTS	2	7	9	1	3	16	44.4	25.0	+8



# RED ZONE EFFICIENCY

JAGUARS																			
Date	Opponent	Num Drives	TD	PAT	2-Pt.	Miss PAT	FG	FGA	Blk/ MFG	INT	Fum	Dwns	Drive Ends			TD%	Score Pct.	Pts/Poss	
09/12	at Houston	1	1	1	0	0	0	0	0	0	0	0	0	0	7	100.0	100.0	7.0	
09/19	Denver	0	0	0	0	0	0	0	0	0	0	0	0	0	0	0.0	0.0	0.0	
09/26	Arizona	4	2	1	0	1	0	0	0	1	1	0	0	0	13	50.0	50.0	3.3	
09/30	at Cincinnati	--	--	--	--	--	--	--	--	--	--	--	--	--	--	--	--	--	
10/10	Tennessee	--	--	--	--	--	--	--	--	--	--	--	--	--	--	--	--	--	
10/17	Miami	--	--	--	--	--	--	--	--	--	--	--	--	--	--	--	--	--	
10/31	at Seattle	--	--	--	--	--	--	--	--	--	--	--	--	--	--	--	--	--	
11/07	Buffalo	--	--	--	--	--	--	--	--	--	--	--	--	--	--	--	--	--	
11/14	at Indianapolis	--	--	--	--	--	--	--	--	--	--	--	--	--	--	--	--	--	
11/21	San Francisco	--	--	--	--	--	--	--	--	--	--	--	--	--	--	--	--	--	
11/28	Atlanta	--	--	--	--	--	--	--	--	--	--	--	--	--	--	--	--	--	
12/05	at L.A. Rams	--	--	--	--	--	--	--	--	--	--	--	--	--	--	--	--	--	
12/12	at Tennessee	--	--	--	--	--	--	--	--	--	--	--	--	--	--	--	--	--	
12/19	Houston	--	--	--	--	--	--	--	--	--	--	--	--	--	--	--	--	--	
12/26	at N.Y. Jets	--	--	--	--	--	--	--	--	--	--	--	--	--	--	--	--	--	
01/02	at New England	--	--	--	--	--	--	--	--	--	--	--	--	--	--	--	--	--	
01/09	Indianapolis	--	--	--	--	--	--	--	--	--	--	--	--	--	--	--	--	--	
TOTALS		5	3	2	0	1	0	0	0	1	1	0	0	0	20	60.0	60.0	4.0	

OPPONENT																			
Date	Opponent	Num Drives	TD	PAT	2-Pt.	Miss PAT	FG	FGA	Blk/ MFG	INT	Fum	Dwns	Drive Ends			TD%	Score Pct.	Pts/Poss	
09/12	at Houston	6	4	4	0	0	2	2	0	0	0	0	0	0	34	66.7	100.0	5.7	
09/19	Denver	4	2	2	0	0	1	1	0	0	0	0	0	1	17	50.0	75.0	4.3	
09/26	Arizona	4	3	3	0	0	1	1	0	0	0	0	0	0	24	75.0	100.0	6.0	
09/30	at Cincinnati	--	--	--	--	--	--	--	--	--	--	--	--	--	--	--	--	--	
10/10	Tennessee	--	--	--	--	--	--	--	--	--	--	--	--	--	--	--	--	--	
10/17	Miami	--	--	--	--	--	--	--	--	--	--	--	--	--	--	--	--	--	
10/31	at Seattle	--	--	--	--	--	--	--	--	--	--	--	--	--	--	--	--	--	
11/07	Buffalo	--	--	--	--	--	--	--	--	--	--	--	--	--	--	--	--	--	
11/14	at Indianapolis	--	--	--	--	--	--	--	--	--	--	--	--	--	--	--	--	--	
11/21	San Francisco	--	--	--	--	--	--	--	--	--	--	--	--	--	--	--	--	--	
11/28	Atlanta	--	--	--	--	--	--	--	--	--	--	--	--	--	--	--	--	--	
12/05	at L.A. Rams	--	--	--	--	--	--	--	--	--	--	--	--	--	--	--	--	--	
12/12	at Tennessee	--	--	--	--	--	--	--	--	--	--	--	--	--	--	--	--	--	
12/19	Houston	--	--	--	--	--	--	--	--	--	--	--	--	--	--	--	--	--	
12/26	at N.Y. Jets	--	--	--	--	--	--	--	--	--	--	--	--	--	--	--	--	--	
01/02	at New England	--	--	--	--	--	--	--	--	--	--	--	--	--	--	--	--	--	
01/09	Indianapolis	--	--	--	--	--	--	--	--	--	--	--	--	--	--	--	--	--	
TOTALS		14	9	9	0	0	4	4	0	0	0	0	0	1	75	64.3	92.9	5.4	





# GOAL TO GO SITUATIONS

JAGUARS																		
Date	Opponent	Num Drives	TD	PAT	2-Pt.	Miss PAT	FG	FGA	Blk/ MFG	INT	Fum	Dwns	Drive Ends			TD%	Score Pct.	Pts/Poss
09/12	at Houston	1	1	1	0	0	0	0	0	0	0	0	0	0	7	100.0	100.0	7.0
09/19	Denver	0	0	0	0	0	0	0	0	0	0	0	0	0	0	0.0	0.0	0.0
09/26	Arizona	1	1	0	0	1	0	0	0	0	0	0	0	0	6	100.0	100.0	6.0
09/30	at Cincinnati	--	--	--	--	--	--	--	--	--	--	--	--	--	--	--	--	--
10/10	Tennessee	--	--	--	--	--	--	--	--	--	--	--	--	--	--	--	--	--
10/17	Miami	--	--	--	--	--	--	--	--	--	--	--	--	--	--	--	--	--
10/31	at Seattle	--	--	--	--	--	--	--	--	--	--	--	--	--	--	--	--	--
11/07	Buffalo	--	--	--	--	--	--	--	--	--	--	--	--	--	--	--	--	--
11/14	at Indianapolis	--	--	--	--	--	--	--	--	--	--	--	--	--	--	--	--	--
11/21	San Francisco	--	--	--	--	--	--	--	--	--	--	--	--	--	--	--	--	--
11/28	Atlanta	--	--	--	--	--	--	--	--	--	--	--	--	--	--	--	--	--
12/05	at L.A. Rams	--	--	--	--	--	--	--	--	--	--	--	--	--	--	--	--	--
12/12	at Tennessee	--	--	--	--	--	--	--	--	--	--	--	--	--	--	--	--	--
12/19	Houston	--	--	--	--	--	--	--	--	--	--	--	--	--	--	--	--	--
12/26	at N.Y. Jets	--	--	--	--	--	--	--	--	--	--	--	--	--	--	--	--	--
01/02	at New England	--	--	--	--	--	--	--	--	--	--	--	--	--	--	--	--	--
01/09	Indianapolis	--	--	--	--	--	--	--	--	--	--	--	--	--	--	--	--	--
TOTALS		2	2	1	0	1	0	0	0	0	0	0	0	0	13	100.0	100.0	6.5

OPPONENT																		
Date	Opponent	Num Drives	TD	PAT	2-Pt.	Miss PAT	FG	FGA	Blk/MFG	INT	Fum	Dwns	Drive Ends			TD%	Score Pct.	Pts/Poss
09/12	at Houston	4	3	3	0	0	1	1	0	0	0	0	0	0	24	75.0	100.0	6.0
09/19	Denver	2	0	0	0	0	1	1	0	0	0	0	0	1	3	0.0	50.0	1.5
09/26	Arizona	3	3	3	0	0	0	0	0	0	0	0	0	0	21	100.0	100.0	7.0
09/30	at Cincinnati	--	--	--	--	--	--	--	--	--	--	--	--	--	--	--	--	--
10/10	Tennessee	--	--	--	--	--	--	--	--	--	--	--	--	--	--	--	--	--
10/17	Miami	--	--	--	--	--	--	--	--	--	--	--	--	--	--	--	--	--
10/31	at Seattle	--	--	--	--	--	--	--	--	--	--	--	--	--	--	--	--	--
11/07	Buffalo	--	--	--	--	--	--	--	--	--	--	--	--	--	--	--	--	--
11/14	at Indianapolis	--	--	--	--	--	--	--	--	--	--	--	--	--	--	--	--	--
11/21	San Francisco	--	--	--	--	--	--	--	--	--	--	--	--	--	--	--	--	--
11/28	Atlanta	--	--	--	--	--	--	--	--	--	--	--	--	--	--	--	--	--
12/05	at L.A. Rams	--	--	--	--	--	--	--	--	--	--	--	--	--	--	--	--	--
12/12	at Tennessee	--	--	--	--	--	--	--	--	--	--	--	--	--	--	--	--	--
12/19	Houston	--	--	--	--	--	--	--	--	--	--	--	--	--	--	--	--	--
12/26	at N.Y. Jets	--	--	--	--	--	--	--	--	--	--	--	--	--	--	--	--	--
01/02	at New England	--	--	--	--	--	--	--	--	--	--	--	--	--	--	--	--	--
01/09	Indianapolis	--	--	--	--	--	--	--	--	--	--	--	--	--	--	--	--	--
TOTALS		9	6	6	0	0	2	2	0	0	0	0	0	1	48	66.7	88.9	5.3



# DRIVE CHARTS

## WEEK 1: JAGUARS 21, TEXANS 37

SEPTEMBER 12, 2021

JAGUARS													TEXANS												
#	RECD	LOST	POSS	OBTAINED	BEGAN	PLAYS	YDS	PEN	NET	1ST	ENDED	GIVEN UP	#	RECD	LOST	POSS	OBTAINED	BEGAN	PLAYS	YDS	PEN	NET	1ST	ENDED	GIVEN UP
1	14:11	13:41	0:30	Punt	JAX 21	3	13	-5	8	0	JAX 29	Punt	1	15:00	14:11	0:49	Kickoff	HOU 25	3	6	0	6	0	HOU 31	Punt
2	06:39	04:39	2:00	Kickoff	JAX 25	5	48	-10	38	1	HOU 37	Missed FG	2	13:41	06:39	7:02	Punt	HOU 16	14	84	0	84	5	JAX 1	Touchdown
3	02:25	12:20	5:05	Kickoff	JAX 25	11	80	-5	75	5	HOU 22	Touchdown	3	04:39	02:25	2:14	Missed FG	HOU 45	5	55	0	55	3	JAX 7	Touchdown
4	08:07	04:42	3:25	Kickoff	JAX 25	6	35	-10	25	2	JAX 43	Interception	4	12:20	08:07	4:13	Kickoff	HOU 24	9	59	-5	54	2	JAX 22	Field Goal
5	03:21	02:17	1:04	Punt	JAX 7	2	6	-5	1	0	JAX 8	Interception	5	04:42	03:21	1:21	Interception	JAX 48	3	8	-5	3	0	JAX 45	Punt
6	00:59	00:37	0:22	Kickoff	JAX 25	3	0	0	0	0	JAX 25	Punt	6	02:17	00:59	1:18	Interception	JAX 7	5	7	-7	0	1	JAX 7	Field Goal
7	00:08	00:00	0:08	Kickoff	JAX 25	1	-2	0	-2	0	JAX 25	End Half	7	00:37	00:08	0:29	Punt	HOU 31	4	69	0	69	2	JAX 8	Touchdown
8	15:00	13:39	1:21	Kickoff	JAX 25	3	5	0	5	0	JAX 30	Punt	8	13:39	09:47	3:52	Punt	HOU 28	6	22	0	22	1	HOU 41	Punt
9	09:47	08:08	1:39	Punt	JAX 11	3	8	0	8	0	JAX 19	Punt	9	08:08	03:24	4:44	Punt	HOU 32	9	68	0	68	4	JAX 5	Touchdown
10	03:24	01:48	1:36	Kickoff	JAX 25	4	60	15	75	3	HOU 41	Touchdown	10	01:48	00:15	1:33	Kickoff	HOU 22	3	6	0	6	0	HOU 28	Punt
11	00:15	14:49	0:26	Punt	JAX 21	3	7	0	7	0	JAX 28	Punt	11	14:49	11:56	2:53	Punt	HOU 31	7	38	24	62	3	JAX 7	Field Goal
12	11:56	09:39	2:17	Kickoff	JAX 25	8	38	0	38	2	HOU 37	Interception	12	09:39	07:41	1:58	Interception	HOU 24	3	9	0	9	0	HOU 33	Punt
13	07:41	05:23	2:18	Punt	JAX 24	5	7	0	7	1	JAX 31	Punt	13	05:23	02:50	2:33	Punt	HOU 20	6	19	0	19	1	HOU 39	Punt
14	02:50	00:05	2:45	Punt	JAX 15	12	90	-5	85	6	HOU 4	Touchdown	14	00:05	00:00	0:05	Kickoff	HOU 25	1	-1	0	-1	0	HOU 25	End Game

## WEEK 2: JAGUARS 13, BRONCOS 23

SEPTEMBER 19, 2021

JAGUARS													BRONCOS												
#	RECD	LOST	POSS	OBTAINED	BEGAN	PLAYS	YDS	PEN	NET	1ST	ENDED	GIVEN UP	#	RECD	LOST	POSS	OBTAINED	BEGAN	PLAYS	YDS	PEN	NET	1ST	ENDED	GIVEN UP
1	15:00	09:21	5:39	Kickoff	JAX 17	11	83	0	83	4	DEN 25	Touchdown	1	09:21	00:26	8:55	Kickoff	DEN 25	13	56	5	61	5	JAX 14	Field Goal
2	00:26	14:43	0:43	Kickoff	JAX 25	3	-2	0	-2	0	JAX 23	Punt	2	14:43	11:35	3:08	Punt	DEN 33	5	18	-5	13	1	DEN 46	Punt
3	11:35	08:34	3:01	Punt	JAX 28	6	2	36	38	1	DEN 34	Missed FG	3	08:34	07:25	1:09	Missed FG	DEN 42	3	1	0	1	0	DEN 43	Punt
4	07:25	05:56	1:29	Punt	JAX 14	3	7	0	7	0	JAX 21	Punt	4	05:56	01:54	4:02	Punt	DEN 20	8	80	0	80	4	JAX 12	Touchdown
5	01:54	00:19	1:35	Kickoff	JAX 25	12	40	5	45	3	DEN 30	Missed FG	5	00:19	00:00	0:19	Missed FG	DEN 38	4	39	0	39	1	DEN 47	End Half
6	12:35	10:30	2:05	Kickoff	JAX 25	3	0	0	0	0	JAX 25	Punt	6	15:00	12:35	2:25	Kickoff	DEN 25	4	75	0	75	2	JAX 14	Touchdown
7	06:44	04:23	2:21	Punt	JAX 17	4	18	5	23	1	JAX 40	Interception	7	10:30	06:44	3:46	Punt	DEN 19	5	21	-5	16	1	DEN 35	Punt
8	01:04	00:01	1:03	Kickoff	JAX 25	3	6	-5	1	0	JAX 26	Punt	8	04:23	01:04	3:19	Interception	DEN 49	7	24	0	24	2	JAX 27	Field Goal
9	13:27	10:31	2:56	Punt	JAX 10	7	35	5	40	3	DEN 45	Interception	9	00:01	13:27	1:34	Punt	DEN 35	3	9	0	9	0	DEN 44	Punt
10	05:42	05:26	0:16	Kickoff	JAX 0	0	0	0	0	0	DEN 0	Touchdown	10	10:31	05:42	4:49	Interception	DEN 6	9	42	30	72	3	JAX 22	Field Goal
													11	05:26	00:00	5:26	Kickoff	JAX 39	9	33	0	33	3	JAX 5	End Game

## WEEK 3: JAGUARS 19, CARDINALS 31

SEPTEMBER 26, 2021

JAGUARS													CARDINALS												
#	RECD	LOST	POSS	OBTAINED	BEGAN	PLAYS	YDS	PEN	NET	1ST	ENDED	GIVEN UP	#	RECD	LOST	POSS	OBTAINED	BEGAN	PLAYS	YDS	PEN	NET	1ST	ENDED	GIVEN UP
1	15:00	13:24	1:36	Kickoff	JAX 25	3	7	0	7	0	JAX 32	Punt	1	13:24	11:57	1:27	Punt	ARI 9	3	9	0	9	0	ARI 18	Punt
2	11:57	10:04	1:53	Punt	JAX 23	3	5	0	5	0	JAX 28	Punt	2	10:04	06:42	3:22	Punt	ARI 44	7	56	0	56	4	JAX 1	Touchdown
3	06:42	03:25	3:17	Kickoff	JAX 25	7	30	0	30	2	ARI 45	Punt	3	03:25	01:05	2:20	Punt	ARI 1	3	9	-5	4	0	ARI 5	Punt
4	01:05	12:18	3:47	Punt	JAX 17	7	33	0	33	2	ARI 17	Interception	4	12:18	09:04	3:14	Interception	ARI 14	5	28	-10	18	1	ARI 32	Punt
5	09:04	07:44	1:20	Punt	JAX 21	3	9	0	9	0	JAX 30	Punt	5	07:44	03:22	4:22	Punt	ARI 23	6	28	-10	18	2	ARI 41	Punt
6	03:22	00:21	3:01	Punt	JAX 26	9	79	-5	74	4	ARI 12	Touchdown	6	00:21	00:00	0:21	Kickoff	ARI 25	4	25	0	25	2	ARI 38	Missed FG
7	13:03	12:25	0:38	Interception	JAX 22	3	6	0	6	0	JAX 28	Punt	7	15:00	13:03	1:57	Kickoff	ARI 25	5	17	15	32	2	JAX 43	Interception
8	07:38	03:33	4:05	Kickoff	JAX 25	8	75	0	75	5	ARI 4	Touchdown	8	12:25	07:38	4:47	Punt	ARI 16	12	68	0	68	3	JAX 16	Field Goal
9	01:21	00:24	0:57	Kickoff	JAX 21	2	4	0	4	0	JAX 25	Interception	9	03:33	01:21	2:12	Kickoff	ARI 25	5	75	0	75	4	JAX 4	Touchdown
10	00:24	13:41	1:43	Kickoff	JAX 25	3	14	-10	4	0	JAX 29	Punt	10	13:41	06:49	6:52	Punt	ARI 35	11	65	0	65	4	JAX 1	Touchdown
11	06:49	04:11	2:38	Kickoff	JAX 25	8	36	15	51	4	ARI 24	Fumble	11	04:11	02:11	2:00	Fumble	ARI 24	5	27	-10	17	1	ARI 41	Punt
12	02:11	00:00	2:11	Punt	JAX 20	10	17	-10	7	3	ARI 16	Fumble													



# INDIVIDUAL GAME-BY-GAME STATS: RUSHING

RUSHING:		JAMES ROBINSON					CARLOS HYDE					TREVOR LAWRENCE				
DATE	OPP.	NO.	YDS	AVG	LG	TD	NO.	YDS	AVG	LG	TD	NO.	YDS	AVG	LG	TD
09/12	at Houston	5	25	5.0	7	0	9	44	4.9	13	0	1	-2	-2.0	-2	0
09/19	Denver	11	47	4.3	12	0	2	7	3.5	6	0	2	21	10.5	11	0
09/26	Arizona	15	88	5.9	21	1	8	44	5.5	18	0	6	27	4.5	10	0
09/30	at Cincinnati															
10/10	Tennessee															
10/17	Miami															
10/31	at Seattle															
11/07	Buffalo															
11/14	at Indianapolis															
11/21	San Francisco															
11/28	Atlanta															
12/05	at L.A. Rams															
12/12	at Tennessee															
12/19	Houston															
12/26	at N.Y. Jets															
01/02	at New England															
01/09	Indianapolis															
TOTALS		31	160	5.2	21	1	19	95	5.0	18	0	9	46	5.1	11	0

RUSHING:		LAVISKA SHENAULT JR.				
DATE	OPP.	NO.	YDS	AVG	LG	TD
09/12	at Houston	1	9	9.0	9	0
09/19	Denver	1	0	0.0	--	0
09/26	Arizona	0	0	0.0	--	0
09/30	at Cincinnati					
10/10	Tennessee					
10/17	Miami					
10/31	at Seattle					
11/07	Buffalo					
11/14	at Indianapolis					
11/21	San Francisco					
11/28	Atlanta					
12/05	at L.A. Rams					
12/12	at Tennessee					
12/19	Houston					
12/26	at N.Y. Jets					
01/02	at New England					
01/09	Indianapolis					
TOTALS		2	9	4.5	9	0





# INDIVIDUAL GAME-BY-GAME STATS: RECEIVING

RECEIVING:		MARVIN JONES JR.					DJ CHARK JR.					LAVISKA SHENAULT JR.				
DATE	OPP.	NO.	YDS	AVG	LG	TD	NO.	YDS	AVG	LG	TD	NO.	YDS	AVG	LG	TD
09/12	at Houston	5	77	15.4	33	1	3	86	28.7	41t	1	7	50	7.1	14	0
09/19	Denver	6	55	9.2	25t	1	1	19	19.0	19	0	2	-3	-1.5	5	0
09/26	Arizona	6	62	10.3	14	0	3	49	16.3	25	1	4	48	12.0	20	0
09/30	at Cincinnati															
10/10	Tennessee															
10/17	Miami															
10/31	at Seattle															
11/07	Buffalo															
11/14	at Indianapolis															
11/21	San Francisco															
11/28	Atlanta															
12/05	at L.A. Rams															
12/12	at Tennessee															
12/19	Houston															
12/26	at N.Y. Jets															
01/02	at New England															
01/09	Indianapolis															
TOTALS		17	194	11.4	33	2	7	154	22.0	41T	2	13	95	7.3	20	0

RECEIVING:		JAMES ROBINSON					JAMES O'SHAUGHNESSY					CHRIS MANHERTZ				
DATE	OPP.	NO.	YDS	AVG	LG	TD	NO.	YDS	AVG	LG	TD	NO.	YDS	AVG	LG	TD
09/12	at Houston	3	29	9.7	15	0	6	48	8.0	22	0	1	22	22.0	22t	1
09/19	Denver	3	17	5.7	13	0	1	24	24.0	24	0	0	0	0.0	--	0
09/26	Arizona	6	46	7.7	13	0	INJURED RESERVE					0	0	0.0	--	0
09/30	at Cincinnati															
10/10	Tennessee															
10/17	Miami															
10/31	at Seattle															
11/07	Buffalo															
11/14	at Indianapolis															
11/21	San Francisco															
11/28	Atlanta															
12/05	at L.A. Rams															
12/12	at Tennessee															
12/19	Houston															
12/26	at N.Y. Jets															
01/02	at New England															
01/09	Indianapolis															
TOTALS		12	92	7.7	15	0	7	72	10.3	24	0	1	22	22.0	22T	1

RECEIVING:		JACOB HOLLISTER					CARLOS HYDE					TYRON JOHNSON				
DATE	OPP.	NO.	YDS	AVG	LG	TD	NO.	YDS	AVG	LG	TD	NO.	YDS	AVG	LG	TD
09/12	at Houston			INACTIVE			2	14	7.0	9	0	1	6	6.0	6	0
09/19	Denver			INACTIVE			0	0	0.0	--	0	0	0	0.0	--	0
09/26	Arizona	2	15	7.5	9	0	0	0	0.0	--	0	0	0	0.0	--	0
09/30	at Cincinnati															
10/10	Tennessee															
10/17	Miami															
10/31	at Seattle															
11/07	Buffalo															
11/14	at Indianapolis															
11/21	San Francisco															
11/28	Atlanta															
12/05	at L.A. Rams															
12/12	at Tennessee															
12/19	Houston															
12/26	at N.Y. Jets															
01/02	at New England															
01/09	Indianapolis															
TOTALS		2	15	7.5	9	0	2	14	7.0	9	0	1	6	6.0	6	0



# INDIVIDUAL GAME-BY-GAME STATS: RECEIVING

RECEIVING:		LUKE FARRELL				
DATE	OPP.	NO.	YDS	AVG	LG	TD
09/12	at Houston	0	0	0.0	--	0
09/19	Denver	1	6	6.0	6	0
09/26	Arizona	1	-1	-1.0	-1	0
09/30	at Cincinnati					
10/10	Tennessee					
10/17	Miami					
10/31	at Seattle					
11/07	Buffalo					
11/14	at Indianapolis					
11/21	San Francisco					
11/28	Atlanta					
12/05	at L.A. Rams					
12/12	at Tennessee					
12/19	Houston					
12/26	at N.Y. Jets					
01/02	at New England					
01/09	Indianapolis					
<b>TOTALS</b>		<b>2</b>	<b>5</b>	<b>2.5</b>	<b>6</b>	<b>0</b>



# INDIVIDUAL GAME-BY-GAME STATS: DEFENSIVE

		MYLES JACK												RAYSHAWN JENKINS												ANDREW WINGARD												
DATE	OPP.	TFL																																				
		S	A	TK	TFL	Y	SK	SKY	INT	FR	FF	PR	PD	S	A	TK	TFL	TFLY	SK	SKY	INT	FR	FF	PR	PD	S	A	TK	TFL	TFLY	SK	SKY	INT	FR	FF	PR	PD	
09/12	at Houston	6	3	9	1	4	0.0	0.0	0	0	0	0	0	6	0	6	1	0	0.0	0.0	0	0	0	1	1	4	1	5	0	0	0.0	0.0	0	0	0	0	0	0
09/19	Denver	3	3	6	0	0	0.0	0.0	0	0	0	0	0	6	0	6	0	0	0.0	0.0	0	0	0	0	1	5	3	8	1	1	1.0	1.0	0	0	0	1	0	
09/26	Arizona	6	4	10	0	0	0.0	0.0	0	0	0	0	0	2	0	2	0	0	0.0	0.0	0	0	0	0	0	4	3	7	0	0	0.0	0.0	1	0	0	0	1	
09/30	at Cincinnati																																					
10/10	Tennessee																																					
10/17	Miami																																					
10/31	at Seattle																																					
11/07	Buffalo																																					
11/14	at Indianapolis																																					
11/21	San Francisco																																					
11/28	Atlanta																																					
12/05	at L.A. Rams																																					
12/12	at Tennessee																																					
12/19	Houston																																					
12/26	at N.Y. Jets																																					
01/02	at New England																																					
01/09	Indianapolis																																					
TOTALS		15	10	25	1	4	0.0	0.0	0	0	0	0	0	14	0	14	1	0	0.0	0.0	0	0	0	1	2	13	7	20	1	1	1.0	1.0	1	0	0	1	1	

		SHAQUILL GRIFFIN												TYSON CAMPBELL												DAMIEN WILSON													
DATE	OPP.	S	A	TK	TFL	TFLY	SK	SKY	INT	FR	FF	PR	PD	S	A	TK	TFL	TFLY	SK	SKY	INT	FR	FF	PR	PD	S	A	TK	TFL	Y	SK	SKY	INT	FR	FF	PR	PD		
09/12	at Houston	3	1	4	0	0	0.0	0.0	0	0	0	0	1	2	0	2	0	0	0.0	0.0	0	0	0	0	0	0	1	6	7	0	0	0.0	0.0	0	0	0	0	0	0
09/19	Denver	3	2	5	0	0	0.0	0.0	0	0	0	0	1	2	1	3	0	0	0.0	0.0	0	0	0	0	1	2	3	5	0	0	0.0	0.0	0	0	0	0	0	0	
09/26	Arizona	5	1	6	0	0	0.0	0.0	0	0	0	0	0	6	2	8	0	0	0.0	0.0	0	0	0	0	1	6	3	9	0	0	0.0	0.0	0	0	0	0	0	0	
09/30	at Cincinnati																																						
10/10	Tennessee																																						
10/17	Miami																																						
10/31	at Seattle																																						
11/07	Buffalo																																						
11/14	at Indianapolis																																						
11/21	San Francisco																																						
11/28	Atlanta																																						
12/05	at L.A. Rams																																						
12/12	at Tennessee																																						
12/19	Houston																																						
12/26	at N.Y. Jets																																						
01/02	at New England																																						
01/09	Indianapolis																																						
TOTALS		11	4	15	0	0	0.0	0.0	0	0	0	0	2	10	3	13	0	0	0.0	0.0	0	0	0	0	2	9	12	21	0	0	0.0	0.0	0	0	0	0	0		

		RUDY FORD												CJ HENDERSON												MALCOM BROWN												
DATE	OPP.	TFL																																				
		S	A	TK	TFL	TFLY	SK	SKY	INT	FR	FF	PR	PD	S	A	TK	TFL	Y	SK	SKY	INT	FR	FF	PR	PD	S	A	TK	TFL	TFLY	SK	SKY	INT	FR	FF	PR	PD	
09/12	at Houston	2	1	3	0	0	0.0	0.0	0	0	0	0	0	3	1	4	0	0	0.0	0.0	0	0	0	0	0	4	3	7	0	0	0.0	0.0	0	0	0	0	0	0
09/19	Denver	3	0	3	0	0	0.0	0.0	0	0	0	0	0	3	1	4	1	0	0.0	0.0	0	0	0	0	0	0	1	1	0	0	0.0	0.0	0	0	0	0	1	0
09/26	Arizona	3	0	3	0	0	0.0	0.0	0	0	0	0	0	INACTIVE									1	1	2	0	0	0.0	0.0	0	0	0	0	0	0	0	0	0
09/30	at Cincinnati																																					
10/10	Tennessee																																					
10/17	Miami																																					
10/31	at Seattle																																					
11/07	Buffalo																																					
11/14	at Indianapolis																																					
11/21	San Francisco																																					
11/28	Atlanta																																					
12/05	at L.A. Rams																																					
12/12	at Tennessee																																					
12/19	Houston																																					
12/26	at N.Y. Jets																																					
01/02	at New England																																					
01/09	Indianapolis																																					
TOTALS		8	1	9	0	0	0.0	0.0	0	0	0	0	0	6	2	8	1	0	0.0	0.0	0	0	0	0	0	5	5	10	0	0	0.0	0.0	0	0	0	0	1	0



# INDIVIDUAL GAME-BY-GAME STATS: DEFENSIVE

		TAVEN BRYAN												JOSH ALLEN												K'LAVON CHAISSON												
DATE	OPP.	S	A	TK	TFL	TFLY	SK	SKY	INT	FR	FF	PR	PD	S	A	TK	TFL	TFLY	SK	SKY	INT	FR	FF	PR	PD	S	A	TK	TFL	TFLY	SK	SKY	INT	FR	FF	PR	PD	
09/12	at Houston	2	0	2	0	0	0.0	0.0	0	0	0	1	0	3	2	5	1	2	1.0	2.0	0	0	0	2	0	1	1	2	0	0	0.0	0.0	0	0	0	0	0	0
09/19	Denver	0	2	2	0	0	0.0	0.0	0	0	0	0	0	1	2	3	1	16	1.0	16.0	0	0	0	1	0	1	2	3	0	0	0.0	0.0	0	0	0	0	0	0
09/26	Arizona	2	0	2	1	1	0.0	0.0	0	0	0	0	0	0	1	1	0	0	0.0	0.0	0	0	0	0	0	2	1	3	0	0	0.0	0.0	0	0	0	0	0	0
09/30	at Cincinnati																																					
10/10	Tennessee																																					
10/17	Miami																																					
10/31	at Seattle																																					
11/07	Buffalo																																					
11/14	at Indianapolis																																					
11/21	San Francisco																																					
11/28	Atlanta																																					
12/05	at L.A. Rams																																					
12/12	at Tennessee																																					
12/19	Houston																																					
12/26	at N.Y. Jets																																					
01/02	at New England																																					
01/09	Indianapolis																																					
TOTALS		4	2	6	1	1	0.0	0.0	0	0	0	1	0	4	5	9	2	18	2.0	18.0	0	0	0	3	0	4	4	8	0	0	0.0	0.0	0	0	0	0	0	

		ADAM GOTSIS												ROY ROBERTSON-HARRIS												DAVON HAMILTON																	
DATE	OPP.	TFL												TFL																													
		S	A	TK	TFL	Y	SK	SKY	INT	FR	FF	PR	PD	S	A	TK	TFL	Y	SK	SKY	INT	FR	FF	PR	PD	S	A	TK	TFL	TFLY	SK	SKY	INT	FR	FF	PR	PD						
09/12	at Houston	INACTIVE												2	3	5	0	0	0.0	0.0	0	0	0	0	0	1	0	0	4	4	0	0	0.0	0.0	0	0	0	0	0	0	0	0	0
09/19	Denver	2	0	2	1	9	1.0	9.0	0	0	0	2	0	2	0	2	0	0	0.0	0.0	0	0	0	0	0	3	2	5	0	0	0.0	0.0	0	0	0	0	0	0					
09/26	Arizona	2	2	4	1	3	0.0	0.0	0	0	0	0	0	INACTIVE										0	1	1	0	0	0.0	0.0	0	0	0	0	0	0	0	0	0				
09/30	at Cincinnati																																										
10/10	Tennessee																																										
10/17	Miami																																										
10/31	at Seattle																																										
11/07	Buffalo																																										
11/14	at Indianapolis																																										
11/21	San Francisco																																										
11/28	Atlanta																																										
12/05	at L.A. Rams																																										
12/12	at Tennessee																																										
12/19	Houston																																										
12/26	at N.Y. Jets																																										
01/02	at New England																																										
01/09	Indianapolis																																										
TOTALS		4	2	6	2	12	1.0	9.0	0	0	0	2	0	4	3	7	0	0	0.0	0.0	0	0	0	1	0	3	7	10	0	0	0.0	0.0	0	0	0	0	0						

		CHRIS CLAYBROOKS												JIHAD WARD												DAWUANE SMOOT													
DATE	OPP.	TFL																																					
		S	A	TK	TFL	TFL Y	SK	SKY	INT	FR	FF	PR	PD	S	A	TK	TFL	Y	SK	SKY	INT	FR	FF	PR	PD	S	A	TK	TFL	TFL Y	SK	SKY	INT	FR	FF	PR	PD		
09/12	at Houston	0	1	1	0	0	0.0	0.0	0	0	0	0	0	2	2	4	0	0	0.0	0.0	0	0	0	1	0	0	0	0	0	0	0.0	0.0	0	0	0	0	0	0	0
09/19	Denver	2	2	4	0	0	0.0	0.0	0	0	0	0	0	0	2	2	0	0	0.0	0.0	0	0	0	1	0	0	1	1	0	0	0.0	0.0	0	0	0	0	2	0	
09/26	Arizona	1	3	4	0	0	0.0	0.0	0	0	0	0	0	1	1	2	1	2	0.0	0.0	0	0	0	1	0	2	0	2	0	0	0.0	0.0	0	0	0	0	0	1	
09/30	at Cincinnati																																						
10/10	Tennessee																																						
10/17	Miami																																						
10/31	at Seattle																																						
11/07	Buffalo																																						
11/14	at Indianapolis																																						
11/21	San Francisco																																						
11/28	Atlanta																																						
12/05	at L.A. Rams																																						
12/12	at Tennessee																																						
12/19	Houston																																						
12/26	at N.Y. Jets																																						
01/02	at New England																																						
01/09	Indianapolis																																						
TOTALS		3	6	9	0	0	0.0	0.0	0	0	0	0	0	3	5	8	1	2	0.0	0.0	0	0	0	3	0	2	1	3	0	0	0.0	0.0	0	0	0	2	1		



# INDIVIDUAL GAME-BY-GAME STATS: DEFENSIVE

		SHAQUILLE QUARTERMAN												ANDRE CISCO												LERENTEE MCCRAY												
DATE	OPP.	S	A	TK	TFL	TFLY	SK	SKY	INT	FR	FF	PR	PD	S	A	TK	TFL	TFLY	SK	SKY	INT	FR	FF	PR	PD	S	A	TK	TFL	TFLY	SK	SKY	INT	FR	FF	PR	PD	
09/12	at Houston	0	2	2	0	0	0.0	0.0	0	0	0	0	0	1	0	1	0	0	0.0	0.0	0	0	0	0	0	0	0	1	1	0	0	0.0	0.0	0	0	0	0	0
09/19	Denver	2	2	4	1	1	0.0	0.0	0	0	0	0	0	1	0	1	0	0	0.0	0.0	0	0	0	0	0	INACTIVE												
09/26	Arizona	0	0	0	0	0	0.0	0.0	0	0	0	0	0	0	0	0	0	0	0.0	0.0	0	0	0	0	0	0	0	0	0	0	0	0.0	0.0	0	0	0	0	0
09/30	at Cincinnati																																					
10/10	Tennessee																																					
10/17	Miami																																					
10/31	at Seattle																																					
11/07	Buffalo																																					
11/14	at Indianapolis																																					
11/21	San Francisco																																					
11/28	Atlanta																																					
12/05	at L.A. Rams																																					
12/12	at Tennessee																																					
12/19	Houston																																					
12/26	at N.Y. Jets																																					
01/02	at New England																																					
01/09	Indianapolis																																					
TOTALS		2	4	6	1	1	0.0	0.0	0	0	0	0	0	2	0	2	0	0	0.0	0.0	0	0	0	0	0	0	1	1	0	0	0.0	0.0	0	0	0	0	0	

DATE	OPP.	DAKOTA ALLEN											
		S	A	TK	TFL	TFLY	SK	SKY	INT	FR	FF	PR	PD
09/12	at Houston	0	1	1	0	0	0.0	0.0	0	0	0	0	0
09/19	Denver	0	0	0	0	0	0.0	0.0	0	0	0	0	0
09/26	Arizona	0	0	0	0	0	0.0	0.0	0	0	0	0	0
09/30	at Cincinnati												
10/10	Tennessee												
10/17	Miami												
10/31	at Seattle												
11/07	Buffalo												
11/14	at Indianapolis												
11/21	San Francisco												
11/28	Atlanta												
12/05	at L.A. Rams												
12/12	at Tennessee												
12/19	Houston												
12/26	at N.Y. Jets												
01/02	at New England												
01/09	Indianapolis												
<b>TOTALS</b>		<b>0</b>	<b>1</b>	<b>1</b>	<b>0</b>	<b>0</b>	<b>0.0</b>	<b>0.0</b>	<b>0</b>	<b>0</b>	<b>0</b>	<b>0</b>	<b>0</b>



# GAME-BY-GAME TEAM OFFENSE

2021 REGULAR SEASON JAGUARS GAME-BY-GAME OFFENSE																	
	09/12	09/19	09/26	09/30	10/10	10/17	10/31	11/07	11/14	11/21	11/28	12/05	12/12	12/19	12/26	01/02	01/09
	@			@			@		@			@	@		@	@	
	HOU	DEN	ARI	CIN	TEN	MIA	SEA	BUF	IND	SF	ATL	LAR	TEN	HOU	NYJ	NE	IND
																	Totals
<b>FIRST DOWNS</b>																	
Total	20	12	20														52
Rushing	5	3	9														17
Passing	13	6	10														29
Penalty	2	3	1														6
<b>THIRD DOWNS</b>																	
Attempts	11	11	11														33
Converted	3	4	2														9
Percentage	27.3%	36.4%	18.2%														27.3%
<b>FOURTH DOWNS</b>																	
Attempts	1	1	1														3
Converted	1	1	1														3
Percentage	100.0%	100.0%	100.0%														100.0%
<b>TOT. OFFENSE</b>																	
Net Yards	395	189	315														899
Plays	68	50	66														184
Avg./Play	5.8	3.8	4.8														4.9
<b>RUSHING</b>																	
Net Yards	76	75	159														310
Rush. Att.	16	16	29														61
Avg./Att.	4.8	4.7	5.5														5.1
<b>PASSING</b>																	
Net Yards	319	114	156														589
Attempts	51	33	34														118
Completions	28	14	22														64
Intercepted	3	2	2														7
Gross Yards	332	118	219														669
Sacked	1.0	1.0	3.0														5.0
Yards Lost	13	4	63														80
<b>ADVANCES</b>																	
Rushes	16	16	29														61
Completions	28	14	22														64
Totals	44	30	51														125
Total Drives	14	10	12														36
<b>PENALTIES</b>																	
Number	10	7	4														21
Yards	82	70	40														192
<b>FUMBLES</b>																	
Number	1	0	4														5
Lost	0	0	2														2
<b>PUNTING</b>																	
Yards	297	227	289														813
Punts	6	4	6														16
Net Avg.	46.7	49.5	43.7														46.3
Gross Avg.	49.5	56.8	48.2														50.8
<b>SCORING</b>																	
Points	21	13	19														53
Q1	0	7	0														7
Q2	7	0	13														20
Q3	7	0	6														13
Q4	7	6	0														13
OT	0	0	0														0
TD Rushing	0	0	1														1
TD Passing	3	1	1														5
TD KO Returns	0	1	0														1
TD Punt Returns	0	0	0														0
TD Sp. Teams	0	0	1														1
TD Def. Returns	0	0	0														0
FG Attempts	1	2	0														3
FG Made	0	0	0														0
Safety	0	0	0														0
2-Pt Attempts	0	1	0														1
2-Pt Made	0	0	0														0
Time of Possession	24:56	21:08	27:06														73:10



# GAME-BY-GAME TEAM DEFENSE

2021 REGULAR SEASON JAGUARS GAME-BY-GAME DEFENSE																	
	09/12	09/19	09/26	09/30	10/10	10/17	10/31	11/07	11/14	11/21	11/28	12/05	12/12	12/19	12/26	01/02	01/09
	@			@			@		@			@	@		@	@	
	HOU	DEN	ARI	CIN	TEN	MIA	SEA	BUF	IND	SF	ATL	LAR	TEN	HOU	NYJ	NE	IND
Totals																	
<b>FIRST DOWNS</b>																	
Total	22	22	23														67
Rushing	6	9	8														23
Passing	13	11	14														38
Penalty	3	2	1														6
<b>THIRD DOWNS</b>																	
Attempts	21	11	9														41
Converted	12	2	1														15
Percentage	57.1%	18.2%	11.1%														36.6%
<b>FOURTH DOWNS</b>																	
Attempts	0	2	2														4
Converted	0	2	2														4
Percentage	0	100.0%	100.0%														100.0%
<b>TOT. OFFENSE</b>																	
Net Yards	449	398	407														1,254
Plays	75	67	64														206
Avg./Play	6.0	5.9	6.4														6.1
<b>RUSHING</b>																	
Net Yards	160	96	91														347
Rush. Att.	41	30	30														101
Avg./Att.	3.9	3.2	3.0														3.4
<b>PASSING</b>																	
Net Yards	289	302	316														907
Attempts	33	34	34														101
Completions	21	26	28														75
Intercepted	0	0	1														1
Gross Yards	291	328	316														935
Sacked	1.0	3.0	0.0														4.0
Yards Lost	2	26	0														28
<b>ADVANCES</b>																	
Rushes	41	30	30														101
Completions	21	26	28														75
Totals	62	56	58														176
Total Drives	14	11	11														36
<b>PENALTIES</b>																	
Number	5	10	7														22
Yards	50	101	58														209
<b>FUMBLES</b>																	
Number	1	0	1														2
Lost	0	0	0														0
<b>PUNTING</b>																	
Yards	266	180	253														699
Punts	6	4	5														15
Net Avg.	44.2	44.5	44.6														44.4
Gross Avg.	44.3	45.0	50.6														46.6
<b>SCORING</b>																	
Points	37	23	31														91
Q1	14	3	7														24
Q2	13	7	0														20
Q3	7	10	17														34
Q4	3	3	7														13
OT	0	0	0														0
TD Rushing	2	0	3														5
TD Passing	2	2	0														4
TD KO Returns	0	0	0														0
TD Punt Returns	0	0	0														0
TD Sp. Teams	0	0	0														0
TD Def. Returns	0	0	1														1
FG Attempts	3	3	2														8
FG Made	3	3	1														7
Safety	0	0	0														0
2-Pt Attempts	0	0	0														0
2-Pt Made	0	0	0														0
Time of Possession	35:04	38:52	32:54														106:50





# THIRD DOWN EFFICIENCY

JAGUARS												
Date	Opponent	3rd & 1	3rd & 2	3rd & 3	3rd & 4	3rd & 5	3rd & 6	3rd & 7	3rd & 8	3rd & 9	3rd & 10+	Total
09/12	at Houston	1 / 1	0 / 0	0 / 1	0 / 0	0 / 2	1 / 1	0 / 1	0 / 0	0 / 0	1 / 5	3 / 11
09/19	Denver	0 / 0	1 / 1	1 / 2	1 / 1	0 / 1	0 / 1	0 / 0	0 / 0	0 / 1	1 / 4	4 / 11
09/26	Arizona	0 / 1	1 / 1	0 / 1	1 / 3	0 / 1	0 / 1	0 / 1	0 / 1	0 / 0	0 / 1	2 / 11
09/30	at Cincinnati	--	--	--	--	--	--	--	--	--	--	--
10/10	Tennessee	--	--	--	--	--	--	--	--	--	--	--
10/17	Miami	--	--	--	--	--	--	--	--	--	--	--
10/31	at Seattle	--	--	--	--	--	--	--	--	--	--	--
11/07	Buffalo	--	--	--	--	--	--	--	--	--	--	--
11/14	at Indianapolis	--	--	--	--	--	--	--	--	--	--	--
11/21	San Francisco	--	--	--	--	--	--	--	--	--	--	--
11/28	Atlanta	--	--	--	--	--	--	--	--	--	--	--
12/05	at L.A. Rams	--	--	--	--	--	--	--	--	--	--	--
12/12	at Tennessee	--	--	--	--	--	--	--	--	--	--	--
12/19	Houston	--	--	--	--	--	--	--	--	--	--	--
12/26	at N.Y. Jets	--	--	--	--	--	--	--	--	--	--	--
01/02	at New England	--	--	--	--	--	--	--	--	--	--	--
01/09	Indianapolis	--	--	--	--	--	--	--	--	--	--	--
TOTALS		1 / 2	2 / 2	1 / 4	2 / 4	0 / 4	1 / 3	0 / 2	0 / 1	0 / 1	2 / 10	9 / 33
		50.0%	100.0%	25.0%	50.0%	0.0%	33.3%	0.0%	0.0%	0.0%	20.0%	27.3%

OPPONENT												
Date	Opponent	3rd & 1	3rd & 2	3rd & 3	3rd & 4	3rd & 5	3rd & 6	3rd & 7	3rd & 8	3rd & 9	3rd & 10+	Total
09/12	at Houston	3 / 5	2 / 3	1 / 2	4 / 6	1 / 1	0 / 1	0 / 1	0 / 0	1 / 1	0 / 1	12 / 21
09/19	Denver	0 / 2	0 / 0	0 / 0	0 / 1	0 / 0	1 / 2	0 / 0	1 / 2	0 / 1	0 / 3	2 / 11
09/26	Arizona	0 / 2	0 / 1	0 / 0	0 / 1	0 / 0	0 / 0	0 / 0	0 / 1	1 / 1	0 / 3	1 / 9
09/30	at Cincinnati	--	--	--	--	--	--	--	--	--	--	--
10/10	Tennessee	--	--	--	--	--	--	--	--	--	--	--
10/17	Miami	--	--	--	--	--	--	--	--	--	--	--
10/31	at Seattle	--	--	--	--	--	--	--	--	--	--	--
11/07	Buffalo	--	--	--	--	--	--	--	--	--	--	--
11/14	at Indianapolis	--	--	--	--	--	--	--	--	--	--	--
11/21	San Francisco	--	--	--	--	--	--	--	--	--	--	--
11/28	Atlanta	--	--	--	--	--	--	--	--	--	--	--
12/05	at L.A. Rams	--	--	--	--	--	--	--	--	--	--	--
12/12	at Tennessee	--	--	--	--	--	--	--	--	--	--	--
12/19	Houston	--	--	--	--	--	--	--	--	--	--	--
12/26	at N.Y. Jets	--	--	--	--	--	--	--	--	--	--	--
01/02	at New England	--	--	--	--	--	--	--	--	--	--	--
01/09	Indianapolis	--	--	--	--	--	--	--	--	--	--	--
TOTALS		3 / 9	2 / 4	1 / 2	4 / 8	1 / 1	1 / 3	0 / 1	1 / 3	2 / 3	0 / 7	15 / 41
		33.3%	50.0%	50.0%	50.0%	100.0%	33.3%	0.0%	33.3%	66.7%	0.0%	36.6%



# FOURTH DOWN EFFICIENCY

Date	Opponent	JAGUARS						OPPONENT					
		4th & 1	4th & 2	4th & 3	4th & 4	4th & 5+	Total	4th & 1	4th & 2	4th & 3	4th & 4	4th & 5+	Total
09/12	at Houston	0 / 0	0 / 0	0 / 0	0 / 0	1 / 1	1 / 1	0 / 0	0 / 0	0 / 0	0 / 0	0 / 0	0 / 0
09/19	Denver	0 / 0	0 / 0	0 / 0	0 / 0	1 / 1	1 / 1	2 / 2	0 / 0	0 / 0	0 / 0	0 / 0	2 / 2
09/26	Arizona	0 / 0	0 / 0	0 / 0	1 / 1	0 / 0	1 / 1	1 / 1	1 / 1	0 / 0	0 / 0	0 / 0	2 / 2
09/30	at Cincinnati	--	--	--	--	--	--	--	--	--	--	--	--
10/10	Tennessee	--	--	--	--	--	--	--	--	--	--	--	--
10/17	Miami	--	--	--	--	--	--	--	--	--	--	--	--
10/31	at Seattle	--	--	--	--	--	--	--	--	--	--	--	--
11/07	Buffalo	--	--	--	--	--	--	--	--	--	--	--	--
11/14	at Indianapolis	--	--	--	--	--	--	--	--	--	--	--	--
11/21	San Francisco	--	--	--	--	--	--	--	--	--	--	--	--
11/28	Atlanta	--	--	--	--	--	--	--	--	--	--	--	--
12/05	at L.A. Rams	--	--	--	--	--	--	--	--	--	--	--	--
12/12	at Tennessee	--	--	--	--	--	--	--	--	--	--	--	--
12/19	Houston	--	--	--	--	--	--	--	--	--	--	--	--
12/26	at N.Y. Jets	--	--	--	--	--	--	--	--	--	--	--	--
01/02	at New England	--	--	--	--	--	--	--	--	--	--	--	--
01/09	Indianapolis	--	--	--	--	--	--	--	--	--	--	--	--
TOTALS		0 / 0	0 / 0	0 / 0	1 / 1	2 / 2	3 / 3	3 / 3	1 / 1	0 / 0	0 / 0	0 / 0	4 / 4
		0.0%	0.0%	0.0%	100.0%	100.0%	100.0%	100.0%	100.0%	0.0%	0.0%	0.0%	100.0%



# GAME SUMMARIES



## WEEK 1

68,105 ■ NRG Stadium ■ Sep 12, 2021



Jacksonville Jaguars ..... 0 7 7 7 – 21  
Houston Texans ..... 14 13 7 3 – 37

### SCORING DRIVES

TEAM	QTR	TIME	SCORING PLAY	JAX	HOU
Texans	1	06:39	M.Ingram 1 yd. run (J.Slye kick) (14-84, 7:02)	0	7
Texans	1	02:25	D.Johnson 7 yd. pass from Ty.Taylor (J.Slye kick) (5-55, 2:14)	0	14
Jaguars	2	12:20	C.Manhertz 22 yd. pass from T.Lawrence (J.Lambo kick) (11-75, 5:05)	7	14
Texans	2	08:07	J.Slye 40 yd. Field Goal (9-54, 4:13)	7	17
Texans	2	00:59	J.Slye 26 yd. Field Goal (5-0, 1:18)	7	20
Texans	2	00:08	D.Amendola 8 yd. pass from Ty.Taylor (J.Slye kick) (4-69, 0:29)	7	27
Texans	3	03:24	P.Lindsay 5 yd. run (J.Slye kick) (9-68, 4:44)	7	34
Jaguars	3	01:48	D.Chark 41 yd. pass from T.Lawrence (J.Lambo kick) (4-75, 1:36)	14	34
Texans	4	11:56	J.Slye 25 yd. Field Goal (7-62, 2:53)	14	37
Jaguars	4	00:05	M.Jones 4 yd. pass from T.Lawrence (J.Lambo kick) (12-85, 2:45)	21	37

### JACKSONVILLE JAGUARS

PASSING	ATT	CP	YDS	SK/YD	TD	LG	INT	RTG
Trevor Lawrence	51	28	332	1/13	3	41t	3	70.1
<b>TOTAL</b>	<b>51</b>	<b>28</b>	<b>332</b>	<b>1/13</b>	<b>3</b>	<b>41T</b>	<b>3</b>	<b>70.1</b>

RUSHING	ATT	YDS	AVG	LG	TD
Carlos Hyde	9	44	4.9	13	0
James Robinson	5	25	5.0	7	0
Laviska Shenault Jr.	1	9	9.0	9	0
Trevor Lawrence	1	-2	-2.0	-2	0
<b>TOTAL</b>	<b>16</b>	<b>76</b>	<b>4.8</b>	<b>13</b>	<b>0</b>

RECEIVING	NO	YDS	AVG	LG	TD
Laviska Shenault Jr.	7	50	7.1	14	0
James O'Shaughnessy	6	48	8.0	22	0
Marvin Jones Jr.	5	77	15.4	33	1
DJ Chark Jr.	3	86	28.7	41t	1
James Robinson	3	29	9.7	15	0
Carlos Hyde	2	14	7.0	9	0
Chris Manhertz	1	22	22.0	22t	1
Tyron Johnson	1	6	6.0	6	0
<b>TOTAL</b>	<b>28</b>	<b>332</b>	<b>11.9</b>	<b>41T</b>	<b>3</b>

TOP DEFENSE	TOT	SOLO	AST	SCK	YDS	INT
Myles Jack	9	6	3	0.0	0.0	0
Damien Wilson	7	1	6	0.0	0.0	0
Malcom Brown	7	4	3	0.0	0.0	0

FIELD GOALS	FGM/FGA	PERCENT	RESULTS
Josh Lambo	0-1	0.0	55WL
<b>TOTAL</b>	<b>0-1</b>	<b>0.0</b>	

### HOUSTON TEXANS

PASSING	ATT	CP	YDS	SK/YD	TD	LG	INT	RTG
Tyrod Taylor	33	21	291	1/2	2	52	0	112.1
<b>TOTAL</b>	<b>33</b>	<b>21</b>	<b>291</b>	<b>1/2</b>	<b>2</b>	<b>52</b>	<b>0</b>	<b>112.1</b>

RUSHING	ATT	YDS	AVG	LG	TD
Mark Ingram II	26	85	3.3	11	1
Tyrod Taylor	4	40	10.0	29	0
Phillip Lindsay	8	25	3.1	8	1
David Johnson	3	10	3.3	5	0
<b>TOTAL</b>	<b>41</b>	<b>160</b>	<b>3.9</b>	<b>29</b>	<b>2</b>

RECEIVING	NO	YDS	AVG	LG	TD
Brandin Cooks	5	132	26.4	52	0
Danny Amendola	5	34	6.8	8t	1
Pharaoh Brown	4	67	16.8	29	0
David Johnson	3	18	6.0	9	1
Chris Conley	2	27	13.5	17	0
Nico Collins	1	7	7.0	7	0
Rex Burkhead	1	6	6.0	6	0
<b>TOTAL</b>	<b>21</b>	<b>291</b>	<b>13.9</b>	<b>52</b>	<b>2</b>

TOP DEFENSE	TOT	SOLO	AST	SCK	YDS	INT
Desmond King II	8	5	3	0.0	0.0	0
Zach Cunningham	7	3	4	0.0	0.0	0
Christian Kirksey	6	5	1	0.0	0.0	1

FIELD GOALS	FGM/FGA	PERCENT	RESULTS
Joey Slye	3-3	100.0	40G, 26G, 25G
<b>TOTAL</b>	<b>3-3</b>	<b>100.0</b>	

### TEAM STATISTICS

	JAGUARS	TEXANS
First Downs	20	22
3rd-Down Eff. (Made/Att/Pct)	3/11/27%	12/21/57%
4th-Down Eff. (Made/Att/Pct)	1/1/100%	0/0/0%
Total Net Yards	395	449
Total Plays	68	75
Yards Per Play	5.8	6.0
Rushes/Net Yards	16/76	41/160
Net Passing	319	289
Pass Attempts/Completions	51/28	33/21
Had Intercepted	3	0
Sacked/Yards Lost	1/13	1/2
Punts/Average	6/49.5	6/44.3
Penalties/Yards	10/82	5/50
Fumbles/Lost	1/0	1/0
Possession Time	24:56	35:04



# GAME SUMMARIES



## WEEK 2

58,461 ■ TIAA Bank Field ■ Sep 19, 2021



Denver Broncos ..... 3 7 10 3 - 23  
Jacksonville Jaguars ..... 7 0 0 6 - 13

### SCORING DRIVES

TEAM	QTR	TIME	SCORING PLAY	DEN	JAX
Jaguars	1	09:21	M.Jones 25 yd. pass from T.Lawrence (J.Lambo kick) (11-83, 5:39)	0	7
Broncos	1	00:26	B.McManus 32 yd. Field Goal (13-61, 8:55)	3	7
Broncos	2	01:54	T.Patrick 12 yd. pass from T.Bridgewater (B.McManus kick) (8-80, 4:02)	10	7
Broncos	3	12:35	N.Fant 14 yd. pass from T.Bridgewater (B.McManus kick) (4-75, 2:25)	17	7
Broncos	3	01:04	B.McManus 46 yd. Field Goal (7-24, 3:19)	20	7
Broncos	4	05:42	B.McManus 40 yd. Field Goal (9-72, 4:49)	23	7
Jaguars	4	05:26	J.Agneew 102 yd. kickoff return (pass failed) (0-0, 0:16)	23	13

### JACKSONVILLE JAGUARS

PASSING	ATT	CP	YDS	SK/YD	TD	LG	INT	RTG
Trevor Lawrence	33	14	118	1/4	1	25t	2	37.2
<b>TOTAL</b>	<b>33</b>	<b>14</b>	<b>118</b>	<b>1/4</b>	<b>1</b>	<b>25T</b>	<b>2</b>	<b>37.2</b>

RUSHING	ATT	YDS	AVG	LG	TD
James Robinson	11	47	4.3	12	0
Trevor Lawrence	2	21	10.5	11	0
Carlos Hyde	2	7	3.5	6	0
Laviska Shenault Jr.	1	0	0.0	0	0
<b>TOTAL</b>	<b>16</b>	<b>75</b>	<b>4.7</b>	<b>12</b>	<b>0</b>

RECEIVING	NO	YDS	AVG	LG	TD
Marvin Jones Jr.	6	55	9.2	25t	1
James Robinson	3	17	5.7	13	0
Laviska Shenault Jr.	2	-3	-1.5	5	0
James O'Shaughnessy	1	24	24.0	24	0
DJ Chark Jr.	1	19	19.0	19	0
Luke Farrell	1	6	6.0	6	0
<b>TOTAL</b>	<b>14</b>	<b>118</b>	<b>8.4</b>	<b>25T</b>	<b>1</b>

TOP DEFENSE	TOT	SOLO	AST	SCK	YDS	INT
Andrew Wingard	8	5	3	1.0	1.0	0
Myles Jack	6	3	3	0.0	0.0	0
Rayshawn Jenkins	6	6	0	0.0	0.0	0

FIELD GOALS	FGM/FGA	PERCENT	RESULTS
Josh Lambo	0-2	0.0	52WR, 48WL
<b>TOTAL</b>	<b>0-2</b>	<b>0.0</b>	

### DENVER BRONCOS

PASSING	ATT	CP	YDS	SK/YD	TD	LG	INT	RTG
Teddy Bridgewater	34	26	328	3/26	2	55	0	125.6
<b>TOTAL</b>	<b>34</b>	<b>26</b>	<b>328</b>	<b>3/26</b>	<b>2</b>	<b>55</b>	<b>0</b>	<b>125.6</b>

RUSHING	ATT	YDS	AVG	LG	TD
Javonte Williams	13	64	4.9	16	0
Melvin Gordon III	13	31	2.4	8	0
Teddy Bridgewater	4	1	0.3	2	0
<b>TOTAL</b>	<b>30</b>	<b>96</b>	<b>3.2</b>	<b>16</b>	<b>0</b>

RECEIVING	NO	YDS	AVG	LG	TD
Courtland Sutton	9	159	17.7	55	0
Noah Fant	4	33	8.3	14t	1
Albert Okwuegbunam	4	24	6.0	14	0
Tim Patrick	3	37	12.3	14	1
Melvin Gordon III	2	38	19.0	30	0
Kendall Hinton	1	15	15.0	15	0
Javonte Williams	1	10	10.0	10	0
Eric Saubert	1	7	7.0	7	0
KJ Hamler	1	5	5.0	5	0
<b>TOTAL</b>	<b>26</b>	<b>328</b>	<b>12.6</b>	<b>55</b>	<b>2</b>

TOP DEFENSE	TOT	SOLO	AST	SCK	YDS	INT
Justin Strnad	6	3	3	0.0	0.0	0
Kareem Jackson	6	4	2	0.0	0.0	1
Alexander Johnson	5	1	4	0.0	0.0	0

FIELD GOALS	FGM/FGA	PERCENT	RESULTS
Brandon McManus	3-3	100.0	32G, 46G, 40G
<b>TOTAL</b>	<b>3-3</b>	<b>100.0</b>	

### TEAM STATISTICS

	BRONCOS	JAGUARS
First Downs	22	12
3rd-Down Eff. (Made/Att/Pct)	2/11/18%	4/11/36%
4th-Down Eff. (Made/Att/Pct)	2/2/100%	1/1/100%
Total Net Yards	398	189
Total Plays	67	50
Yards Per Play	5.9	3.8
Rushes/Net Yards	30/96	16/75
Net Passing	302	114
Pass Attempts/Completions	34/26	33/14
Had Intercepted	0	2
Sacked/Yards Lost	3/26	1/4
Punts/Average	4/45.0	4/56.8
Penalties/Yards	10/101	7/70
Fumbles/Lost	0/0	0/0
Possession Time	38:52	21:08





# GAME SUMMARIES



## WEEK 3

58,012 ■ TIAA Bank Field ■ Sep 26, 2021



Arizona Cardinals .....	7	0	17	7	—	31
Jacksonville Jaguars .....	0	13	6	0	—	19

### SCORING DRIVES

TEAM	QTR	TIME	SCORING PLAY	ARI	JAX
Cardinals	1	06:42	K.Murray 1 yd. run (M.Prater kick) (7-56, 3:22)	7	0
Jaguars	2	00:21	D.Chark 12 yd. pass from T.Lawrence (J.Lambo kick) (9-74, 3:01)	7	7
Jaguars	2	00:00	J.Agnew 109 yd. field goal return (kick failed, wl)	7	13
Cardinals	3	07:38	M.Prater 34 yd. Field Goal (12-68, 4:47)	10	13
Jaguars	3	03:33	J.Robinson 4 yd. run (kick failed, wr) (8-75, 4:05)	10	19
Cardinals	3	01:21	J.Conner 4 yd. run (M.Prater kick) (5-75, 2:12)	17	19
Cardinals	3	00:24	B.Murphy 29 yd. interception return (M.Prater kick)	24	19
Cardinals	4	06:49	J.Conner 1 yd. run (M.Prater kick) (11-65, 6:52)	31	19

### JACKSONVILLE JAGUARS

PASSING	ATT	CP	YDS	SK/YD	TD	LG	INT	RTG
Trevor Lawrence	34	22	219	3/63	1	25	2	68.1
<b>TOTAL</b>	<b>34</b>	<b>22</b>	<b>219</b>	<b>3/63</b>	<b>1</b>	<b>25</b>	<b>2</b>	<b>68.1</b>

RUSHING	ATT	YDS	AVG	LG	TD
James Robinson	15	88	5.9	21	1
Carlos Hyde	8	44	5.5	18	0
Trevor Lawrence	6	27	4.5	10	0
<b>TOTAL</b>	<b>29</b>	<b>159</b>	<b>5.5</b>	<b>21</b>	<b>1</b>

RECEIVING	NO	YDS	AVG	LG	TD
Marvin Jones Jr.	6	62	10.3	14	0
James Robinson	6	46	7.7	13	0
Laviska Shenault Jr.	4	48	12.0	20	0
DJ Chark Jr.	3	49	16.3	25	1
Jacob Hollister	2	15	7.5	9	0
Luke Farrell	1	-1	-1.0	-1	0
<b>TOTAL</b>	<b>22</b>	<b>219</b>	<b>10.0</b>	<b>25</b>	<b>1</b>

TOP DEFENSE	TOT	SOLO	AST	SCK	YDS	INT
Myles Jack	10	6	4	0.0	0.0	0
Damien Wilson	9	6	3	0.0	0.0	0
Tyson Campbell	8	6	2	0.0	0.0	0

FIELD GOALS	FGM/FGA	PERCENT	RESULTS
No Field Goals			

### ARIZONA CARDINALS

PASSING	ATT	CP	YDS	SK/YD	TD	LG	INT	RTG
Kyler Murray	34	28	316	0/0	0	36	1	93.1
<b>TOTAL</b>	<b>34</b>	<b>28</b>	<b>316</b>	<b>0/0</b>	<b>0</b>	<b>36</b>	<b>1</b>	<b>93.1</b>

RUSHING	ATT	YDS	AVG	LG	TD
James Conner	11	43	3.9	11	2
Chase Edmonds	11	26	2.4	7	0
Kyler Murray	7	19	2.7	9	1
Rondale Moore	1	3	3.0	3	0
<b>TOTAL</b>	<b>30</b>	<b>91</b>	<b>3.0</b>	<b>11</b>	<b>3</b>

RECEIVING	NO	YDS	AVG	LG	TD
Christian Kirk	7	104	14.9	33	0
Chase Edmonds	7	49	7.0	12	0
A.J. Green	5	112	22.4	36	0
DeAndre Hopkins	3	21	7.0	8	0
Maxx Williams	3	19	6.3	7	0
Rondale Moore	2	1	0.5	3	0
James Conner	1	10	10.0	10	0
<b>TOTAL</b>	<b>28</b>	<b>316</b>	<b>11.3</b>	<b>36</b>	<b>0</b>

TOP DEFENSE	TOT	SOLO	AST	SCK	YDS	INT
Jordan Hicks	12	7	5	1.0	57.0	0
Jalen Thompson	7	4	3	0.0	0.0	0
Budda Baker	6	4	2	0.0	0.0	0

FIELD GOALS	FGM/FGA	PERCENT	RESULTS
Matt Prater	1-2	50.0	(68) 34G
<b>TOTAL</b>	<b>1-2</b>	<b>50.0</b>	

### TEAM STATISTICS

	CARDINALS	JAGUARS
First Downs	23	20
3rd-Down Eff. (Made/Att/Pct)	1/9/11%	2/11/18%
4th-Down Eff. (Made/Att/Pct)	2/2/100%	1/1/100%
Total Net Yards	407	315
Total Plays	64	66
Yards Per Play	6.4	4.8
Rushes/Net Yards	30/91	29/159
Net Passing	316	156
Pass Attempts/Completions	34/28	34/22
Had Intercepted	1	2
Sacked/Yards Lost	0/0	3/63
Punts/Average	5/50.6	6/48.2
Penalties/Yards	7/58	4/40
Fumbles/Lost	1/0	4/2
Possession Time	32:54	27:06

